

**Compliance Workpapers**  
**Glenwood Superannuation Fund**  
**Financial Year - 2021**



**Fund Details**

<b>Fund Name</b>	Glenwood Superannuation Fund
<b>Contact no</b>	
<b>Financial Year</b>	2021
<b>Established Date</b>	13/02/2008
<b>ABN</b>	44 605 504 479
<b>TFN</b>	876714426
<b>Trustee Type</b>	Individual
<b>Trustees</b>	Graeme Cannell Lynne Cannell
<b>ACN</b>	

**Review Points**

Reference : Liabilities / Other Creditors and Accruals

Subject : Other Creditors and Accruals

Addressed : Notes for Auditor

Action	Description	Owner	DateTime	Attachment
Created	Accounting and audit accrual	Emily Cooper	07/06/2023 03:28 PM	

## Statement of Financial Position

Assets	Qty	2021	2020	Change (\$)	Change (%)	
<b>Investments</b>	0.00	2,618,428.59	1,816,329.89	802,098.70	44.16	<a href="#">WP-1</a> <a href="#">WP-2</a>
<b>Cash and Cash Equivalents</b>	0.00	0.00	178,264.84	-178,264.84	100.00	
Commonwealth Bank Of Australia TD	0.00	0.00	178,264.84	-178,264.84	100.00	
<b>Derivative Investments</b>	0.00	630.00	1,750.00	-1,120.00	64.00	
Eden Innovations Ltd - Option Expiring 08-Mar-2021	0.00	0.00	1,750.00	-1,750.00	100.00	
Wam Active Limited - Option Expiring 31-Oct-2022	30,000.00	630.00	0.00	630.00	100.00	<a href="#">WP-1</a>
<b>Shares in Listed Companies</b>	0.00	2,067,561.31	1,120,160.17	947,401.14	84.58	
Altech Chemicals Ltd	210,909.00	9,069.09	8,436.36	632.73	7.50	<a href="#">WP-1</a>
Australian Vanadium Limited	180,000.00	3,420.00	1,620.00	1,800.00	111.11	<a href="#">WP-1</a>
Bardoc Gold Limited	0.00	0.00	6,640.00	-6,640.00	100.00	
Battery Minerals Limited	150,000.00	2,400.00	1,050.00	1,350.00	128.57	<a href="#">WP-1</a>
Black Rock Mining Limited	650,000.00	91,000.00	31,850.00	59,150.00	185.71	<a href="#">WP-1</a>
Cape Lambert Resources Limited	0.00	0.00	1,400.00	-1,400.00	100.00	
Centrex Limited	800,000.00	38,400.00	20,000.00	18,400.00	92.00	<a href="#">WP-1</a>
Cyclone Metals Limited	700,000.00	6,300.00	0.00	6,300.00	100.00	<a href="#">WP-1</a>
Danakali Limited	120,000.00	53,400.00	60,600.00	-7,200.00	11.88	<a href="#">WP-1</a>
Droneshield Limited	160,000.00	24,000.00	19,200.00	4,800.00	25.00	<a href="#">WP-1</a>
Eden Innovations Ltd	1,000,000.00	24,000.00	26,000.00	-2,000.00	7.69	<a href="#">WP-1</a>
Fe Limited	520,000.00	26,520.00	6,760.00	19,760.00	292.31	<a href="#">WP-1</a>

Assets	Qty	2021	2020	Change (\$)	Change (%)	
Fluence Corporation Limited	290,000.00	55,100.00	69,600.00	-14,500.00	20.83	<a href="#">WP-1</a> <a href="#">WP-2</a>
Fremont Petroleum Corporation Limited	1,000,000.00	3,000.00	4,000.00	-1,000.00	25.00	<a href="#">WP-1</a>
Gascoyne Resources Limited	0.00	0.00	4,212.00	-4,212.00	100.00	
Icon Energy Limited	2,500,000.00	35,000.00	20,000.00	15,000.00	75.00	<a href="#">WP-1</a>
Inghams Group Limited	3,174.00	12,632.52	10,156.80	2,475.72	24.38	<a href="#">WP-1</a>
Ironbark Zinc Ltd	172,000.00	3,612.00	1,376.00	2,236.00	162.50	<a href="#">WP-1</a>
Lake Resources N.L.	1,696,429.00	568,303.72	54,375.02	513,928.70	945.16	<a href="#">WP-1</a> <a href="#">WP-2</a>
Lincoln Minerals Limited	250,000.00	2,000.00	1,000.00	1,000.00	100.00	<a href="#">WP-1</a>
Magnetite Mines Limited.	620,000.00	48,980.00	0.00	48,980.00	100.00	<a href="#">WP-1</a>
Metalicity Limited	953,000.00	9,530.00	9,250.00	280.00	3.03	<a href="#">WP-1</a>
Metallica Minerals Limited	1,100,000.00	38,500.00	12,100.00	26,400.00	218.18	<a href="#">WP-1</a>
Meteoric Resources NL	1,345,000.00	68,595.00	42,700.00	25,895.00	60.64	<a href="#">WP-1</a> <a href="#">WP-2</a>
Minbos Resources Limited	50,000.00	3,250.00	0.00	3,250.00	100.00	<a href="#">WP-1</a>
MNF Group Limited	0.00	0.00	77,468.80	-77,468.80	100.00	
Nanosonics Limited	40,000.00	234,800.00	272,800.00	-38,000.00	13.93	<a href="#">WP-1</a> <a href="#">WP-2</a>
Northern Minerals Limited	430,000.00	14,190.00	7,740.00	6,450.00	83.33	<a href="#">WP-1</a>
Paragon Care Limited	100,000.00	26,500.00	19,000.00	7,500.00	39.47	<a href="#">WP-1</a>
Pm Capital Asian Opportunities Fund Limited	20,000.00	18,900.00	13,600.00	5,300.00	38.97	<a href="#">WP-1</a>

Assets	Qty	2021	2020	Change (\$)	Change (%)	
Queensland Pacific Metals Limited	200,000.00	28,000.00	0.00	28,000.00	100.00	<a href="#">WP-1</a>
Quickstep Holdings Limited	723,738.00	37,634.38	60,793.99	-23,159.61	38.10	<a href="#">WP-1</a>
Suvo Strategic Minerals Limited	50,000.00	7,500.00	0.00	7,500.00	100.00	<a href="#">WP-1</a>
Theta Gold Mines Limited	118,000.00	26,550.00	34,220.00	-7,670.00	22.41	<a href="#">WP-1</a>
TNG Limited	899,833.00	53,989.98	55,789.65	-1,799.67	3.23	<a href="#">WP-1</a>
Ultracharge Limited	0.00	0.00	100.00	-100.00	100.00	
Vital Metals Limited	2,687,502.00	129,000.10	26,875.02	102,125.08	380.00	<a href="#">WP-1</a>
Volt Resources Limited	1,185,272.00	41,484.52	28,446.53	13,037.99	45.83	<a href="#">WP-1</a>
Wam Active Limited	100,000.00	109,500.00	58,500.00	51,000.00	87.18	<a href="#">WP-1</a>
West Wits Mining Limited	2,500,000.00	212,500.00	52,500.00	160,000.00	304.76	<a href="#">WP-1</a>
<b>Shares in Unlisted Companies</b>	0.00	192,600.00	192,600.00	0.00	0.00	
Amalgamated Australian Investment Group Limited	850,000.00	187,000.00	187,000.00	0.00	0.00	<a href="#">WP-1</a>
Axiom Mining Limited	200,000.00	5,600.00	5,600.00	0.00	0.00	<a href="#">WP-1</a>
<b>Stapled Securities</b>	0.00	256,396.25	233,087.50	23,308.75	10.00	
Hotel Property Investments	80,375.00	256,396.25	233,087.50	23,308.75	10.00	<a href="#">WP-1</a> <a href="#">WP-2</a>
<b>Units In Listed Unit Trusts</b>	0.00	72,072.00	62,216.00	9,856.00	15.84	
Centuria Office REIT - Ordinary Units Fully Paid	30,800.00	72,072.00	62,216.00	9,856.00	15.84	<a href="#">WP-1</a>
<b>Units In Unlisted Unit Trusts</b>	0.00	29,169.03	28,251.38	917.65	3.25	
Frame Futures Fund	30,588.33	29,169.03	28,251.38	917.65	3.25	<a href="#">WP-1</a>
<b>Other Assets</b>	0.00	23,713.47	19,470.06	4,243.41	21.79	

Assets	Qty	2021	2020	Change (\$)	Change (%)	
<b>Cash At Bank</b>	0.00	12,305.79	5,052.24	7,253.55	143.57	
Citigroup Pty Ltd 0897	0.00	57.56	57.56	0.00	0.00	<a href="#">WP-1</a>
Commonwealth Bank Of Australia 1203	0.00	0.72	0.72	0.00	0.00	<a href="#">WP-1</a>
Commonwealth Bank Of Australia 1542	0.00	7.97	7.97	0.00	0.00	<a href="#">WP-1</a>
Commonwealth Bank Of Australia 1569	0.00	10,839.35	4,409.70	6,429.65	145.81	<a href="#">WP-1</a>
Commonwealth Bank Of Australia 3145	0.00	0.12	0.12	0.00	0.00	<a href="#">WP-1</a>
Commonwealth Bank Of Australia 7045	0.00	883.01	59.90	823.11	1,374.14	<a href="#">WP-1</a>
ING Business Optimiser 3730	0.00	517.06	516.27	0.79	0.15	<a href="#">WP-1</a> <a href="#">WP-2</a> <a href="#">WP-3</a>
<b>Current Tax Assets</b>	0.00	4,640.58	5,250.85	-610.27	11.62	<a href="#">WP-1</a> <a href="#">WP-2</a>
<b>Franking Credits</b>	0.00	2,850.06	0.00	2,850.06	100.00	
<b>Shares in Listed Companies</b>	0.00	2,850.06	0.00	2,850.06	100.00	
Inghams Group Limited	0.00	193.16	0.00	193.16	100.00	
MNF Group Limited	0.00	406.91	0.00	406.91	100.00	
Pm Capital Asian Opportunities Fund Limited	0.00	128.57	0.00	128.57	100.00	
Wam Active Limited	0.00	2,121.42	0.00	2,121.42	100.00	
Income Tax Payable	0.00	1,790.52	5,250.85	-3,460.33	65.90	
<b>Receivables</b>	0.00	6,767.10	9,166.97	-2,399.87	26.18	
<b>Investment Income Receivable</b>	0.00	6,767.10	0.00	6,767.10	100.00	
<b>Distributions</b>	0.00	6,767.10	0.00	6,767.10	100.00	

Assets	Qty	2021	2020	Change (\$)	Change (%)	
<b>Stapled Securities</b>	0.00	5,496.60	0.00	5,496.60	100.00	
Hotel Property Investments	0.00	5,496.60	0.00	5,496.60	100.00	
<b>Units In Listed Unit Trusts</b>	0.00	1,270.50	0.00	1,270.50	100.00	
Centuria Office REIT - Ordinary Units Fully Paid	0.00	1,270.50	0.00	1,270.50	100.00	
<b>Sundry Debtors</b>	0.00	0.00	9,166.97	-9,166.97	100.00	
Sundry	0.00	0.00	9,166.97	-9,166.97	100.00	
<b>Total Assets</b>	0.00	2,642,142.06	1,835,799.95	806,342.11	43.92	

Liabilities	Qty	2021	2020	Change (\$)	Change (%)	
<b>Other Creditors and Accruals</b>	0.00	6,004.00	11,749.00	-5,745.00	48.90	
Sundry	0.00	6,004.00	11,749.00	-5,745.00	48.90	
<b>Total Liabilities</b>	0.00	6,004.00	11,749.00	-5,745.00	48.90	

Member Entitlements	Qty	2021	2020	Change (\$)	Change (%)	
<b>Member Entitlement Accounts</b>	0.00	2,636,138.06	1,824,050.95	812,087.11	44.52	<a href="#">WP-1</a> <a href="#">WP-2</a>
<b>Mr Graeme Cannell</b>	0.00	1,372,228.16	946,550.99	425,677.17	44.97	
Account Based Pension (100% Tax Free)	0.00	369,313.62	240,895.25	128,418.37	53.31	
Account Based Pension (89.71% Tax Free)	0.00	1,002,914.54	705,655.74	297,258.80	42.13	
<b>Mrs Lynne Cannell</b>	0.00	1,263,909.90	877,499.96	386,409.94	44.04	
Account Based Pension (100% Tax Free)	0.00	369,275.18	240,870.76	128,404.42	53.31	
Account Based Pension (78.42% Tax Free)	0.00	894,634.72	636,629.20	258,005.52	40.53	



Member Entitlements	Qty	2021	2020	Change (\$)	Change (%)	
Total Member Entitlements	0.00	2,636,138.06	1,824,050.95	812,087.11	44.52	

## Operating Statement

Income	2021	2020	Change (\$)	Change (%)	
<b>Investment Gains</b>	940,809.81	-269,442.20	1,210,252.01	449.17	
<b>Increase in Market Value</b>	933,453.96	-269,442.20	1,202,896.16	446.44	<a href="#">WP-1</a>
<b>Derivative Investments</b>	-1,120.00	0.00	-1,120.00	100.00	
Eden Innovations Ltd - Option Expiring 08-Mar-2021	-1,750.00	0.00	-1,750.00	100.00	
Wam Active Limited - Option Expiring 31-Oct-2022	630.00	0.00	630.00	100.00	
<b>Shares in Listed Companies</b>	900,491.56	0.00	900,491.56	100.00	
Altech Chemicals Ltd	632.73	0.00	632.73	100.00	
Australian Vanadium Limited	1,800.00	0.00	1,800.00	100.00	
Bardoc Gold Limited	-1,500.05	0.00	-1,500.05	100.00	
Battery Minerals Limited	1,350.00	0.00	1,350.00	100.00	
Black Rock Mining Limited	59,150.00	0.00	59,150.00	100.00	
Cape Lambert Resources Limited	19,009.85	0.00	19,009.85	100.00	
Centrex Limited	18,400.00	0.00	18,400.00	100.00	
Cyclone Metals Limited	-14,109.85	0.00	-14,109.85	100.00	
Danakali Limited	-7,200.00	0.00	-7,200.00	100.00	
Droneshield Limited	4,800.00	0.00	4,800.00	100.00	
Eden Innovations Ltd	-2,000.00	0.00	-2,000.00	100.00	
Fe Limited	19,760.00	0.00	19,760.00	100.00	
Fluence Corporation Limited	-14,500.00	0.00	-14,500.00	100.00	
Fremont Petroleum Corporation Limited	-1,000.00	0.00	-1,000.00	100.00	

Income	2021	2020	Change (\$)	Change (%)	
Gascoyne Resources Limited	8,777.95	0.00	8,777.95	100.00	
Icon Energy Limited	15,000.00	0.00	15,000.00	100.00	
Inghams Group Limited	2,475.72	0.00	2,475.72	100.00	
Ironbark Zinc Ltd	2,236.00	0.00	2,236.00	100.00	
Lake Resources N.L.	499,643.00	0.00	499,643.00	100.00	
Lincoln Minerals Limited	1,000.00	0.00	1,000.00	100.00	
Magnetite Mines Limited.	11,735.36	0.00	11,735.36	100.00	
Metalicity Limited	-17,317.85	0.00	-17,317.85	100.00	
Metallica Minerals Limited	26,400.00	0.00	26,400.00	100.00	
Meteoric Resources NL	18,750.05	0.00	18,750.05	100.00	
Minbos Resources Limited	230.05	0.00	230.05	100.00	
MNF Group Limited	-1,685.24	0.00	-1,685.24	100.00	
Nanosonics Limited	-38,000.00	0.00	-38,000.00	100.00	
Northern Minerals Limited	6,450.00	0.00	6,450.00	100.00	
Paragon Care Limited	7,500.00	0.00	7,500.00	100.00	
Pm Capital Asian Opportunities Fund Limited	5,300.00	0.00	5,300.00	100.00	
Queensland Pacific Metals Limited	4,970.05	0.00	4,970.05	100.00	
Quickstep Holdings Limited	-23,159.61	0.00	-23,159.61	100.00	
Suvo Strategic Minerals Limited	-9,029.95	0.00	-9,029.95	100.00	
Theta Gold Mines Limited	-7,670.00	0.00	-7,670.00	100.00	
TNG Limited	-1,799.67	0.00	-1,799.67	100.00	

Income	2021	2020	Change (\$)	Change (%)	
Ultracharge Limited	16,429.95	0.00	16,429.95	100.00	
Vital Metals Limited	102,125.08	0.00	102,125.08	100.00	
Volt Resources Limited	13,037.99	0.00	13,037.99	100.00	
Wam Active Limited	12,500.00	0.00	12,500.00	100.00	
West Wits Mining Limited	160,000.00	0.00	160,000.00	100.00	
<b>Stapled Securities</b>	23,308.75	0.00	23,308.75	100.00	
Hotel Property Investments	23,308.75	0.00	23,308.75	100.00	
<b>Units In Listed Unit Trusts</b>	9,856.00	0.00	9,856.00	100.00	
Centuria Office REIT - Ordinary Units Fully Paid	9,856.00	0.00	9,856.00	100.00	
<b>Units In Unlisted Unit Trusts</b>	917.65	0.00	917.65	100.00	
Frame Futures Fund	917.65	0.00	917.65	100.00	
<b>Realised Capital Gains</b>	7,355.85	0.00	7,355.85	100.00	<a href="#">WP-1</a>
<b>Shares in Listed Companies</b>	7,355.85	0.00	7,355.85	100.00	
Bardoc Gold Limited	1,560.10	0.00	1,560.10	100.00	
Firefinch Limited	19,218.33	0.00	19,218.33	100.00	
Gascoyne Resources Limited	-10,363.90	0.00	-10,363.90	100.00	
MNF Group Limited	-3,058.68	0.00	-3,058.68	100.00	<a href="#">WP-1</a>
<b>Investment Income</b>	29,702.30	33,740.22	-4,037.92	11.97	<a href="#">WP-1</a> <a href="#">WP-2</a> <a href="#">WP-3</a>
<b>Distributions</b>	18,294.60	22,157.40	-3,862.80	17.43	<a href="#">WP-1</a>

Income	2021	2020	Change (\$)	Change (%)	
<b>Stapled Securities</b>	13,212.60	0.00	13,212.60	100.00	
Hotel Property Investments	13,212.60	0.00	13,212.60	100.00	
<b>Units In Listed Unit Trusts</b>	5,082.00	0.00	5,082.00	100.00	
Centuria Office REIT - Ordinary Units Fully Paid	5,082.00	0.00	5,082.00	100.00	<a href="#">WP-1</a>
<b>Dividends</b>	9,500.21	5,326.87	4,173.34	78.35	
<b>Shares in Listed Companies</b>	9,500.21	0.00	9,500.21	100.00	
Inghams Group Limited	643.87	0.00	643.87	100.00	
MNF Group Limited	1,356.35	0.00	1,356.35	100.00	
Pm Capital Asian Opportunities Fund Limited	428.57	0.00	428.57	100.00	
Wam Active Limited	7,071.42	0.00	7,071.42	100.00	
<b>Interest</b>	1,907.49	6,255.95	-4,348.46	69.51	
<b>Cash and Cash Equivalents</b>	1,906.70	0.00	1,906.70	100.00	
Commonwealth Bank Of Australia TD	1,906.70	0.00	1,906.70	100.00	<a href="#">WP-1</a>
<b>Cash At Bank</b>	0.79	0.00	0.79	100.00	
ING Business Optimiser 3730	0.79	0.00	0.79	100.00	<a href="#">WP-1</a>
<b>Total Income</b>	970,512.11	-235,701.98	1,206,214.09	511.75	
Expenses	2021	2020	Change (\$)	Change (%)	
<b>Member Payments</b>	158,166.00	190,390.00	-32,224.00	16.93	
<b>Pensions Paid</b>	158,166.00	190,390.00	-32,224.00	16.93	<a href="#">WP-1</a>
<b>Mr Graeme Cannell</b>	79,083.00	0.00	79,083.00	100.00	

Expenses	2021	2020	Change (\$)	Change (%)	
Account Based Pension (100% Tax Free)	6,020.00	0.00	6,020.00	100.00	
Account Based Pension (89.71% Tax Free)	73,063.00	0.00	73,063.00	100.00	
<b>Mrs Lynne Cannell</b>	79,083.00	0.00	79,083.00	100.00	
Account Based Pension (100% Tax Free)	6,020.00	0.00	6,020.00	100.00	
Account Based Pension (78.42% Tax Free)	73,063.00	0.00	73,063.00	100.00	
<b>Other Expenses</b>	259.00	11,749.00	-11,490.00	97.80	
Accountancy Fee	0.00	10,290.00	-10,290.00	100.00	
Auditor Fee	0.00	1,200.00	-1,200.00	100.00	
SMSF Supervisory Levy	259.00	259.00	0.00	0.00	<a href="#">WP-1</a>
<b>Total Expenses</b>	158,425.00	202,139.00	-43,714.00	21.63	
Income Tax	2021	2020	Change (\$)	Change (%)	
<b>Income Tax Expense</b>	0.00	-2,540.09	2,540.09	100.00	<a href="#">WP-1</a> <a href="#">WP-2</a>
Income Tax Expense	0.00	-2,540.09	2,540.09	100.00	
<b>Total Income Tax</b>	0.00	-2,540.09	2,540.09	100.00	
<b>Net Profit(Loss) Total</b>	812,087.11	-435,300.89			

## Market Value

					Current Status : Good to Go Prior Status : N/A	Prepared By : N/A	Reviewed By : N/A
	Security Code	Security Name	Source Price	Units	Market Price	Market Value	
<b>SECURITY</b>							
	ATC	Altech Chemicals Ltd	0.04	210,909.00	0.04	9,069.09	
	AVL	Australian Vanadium Limited	0.02	180,000.00	0.02	3,420.00	
	BAT	Battery Minerals Limited	0.02	150,000.00	0.02	2,400.00	
	BKT	Black Rock Mining Limited	0.14	650,000.00	0.14	91,000.00	
	CLE	Cyclone Metals Limited	0.01	700,000.00	0.01	6,300.00	
	COF	Centuria Office REIT - Ordinary Units Fully Paid	2.34	30,800.00	2.34	72,072.00	
	CXM	Centrex Limited	0.05	800,000.00	0.05	38,400.00	
	DNK	Danakali Limited	0.45	120,000.00	0.45	53,400.00	
	DRO	Droneshield Limited	0.15	160,000.00	0.15	24,000.00	
	EDE	Eden Innovations Ltd	0.02	1,000,000.00	0.02	24,000.00	
	FEL	Fe Limited	0.05	520,000.00	0.05	26,520.00	
	FLC	Fluence Corporation Limited	0.19	290,000.00	0.19	55,100.00	
	FPL	Fremont Petroleum Corporation Limited	0.00	1,000,000.00	0.00	3,000.00	
	HPI	Hotel Property Investments	3.19	80,375.00	3.19	256,396.25	
	IBG	Ironbark Zinc Ltd	0.02	172,000.00	0.02	3,612.00	
	ICN	Icon Energy Limited	0.01	2,500,000.00	0.01	35,000.00	
	ING	Inghams Group Limited	3.98	3,174.00	3.98	12,632.52	

				Current Status : Good to Go Prior Status : N/A		Prepared By : N/A	Reviewed By : N/A
LKE	Lake Resources N.L.		0.34	1,696,429.00	0.34	568,303.72	
LML	Lincoln Minerals Limited		0.01	250,000.00	0.01	2,000.00	
MCT	Metalicity Limited		0.01	953,000.00	0.01	9,530.00	
MEI	Meteoric Resources NL		0.05	1,345,000.00	0.05	68,595.00	
MGT	Magnetite Mines Limited.		0.08	620,000.00	0.08	48,980.00	
MLM	Metallica Minerals Limited		0.04	1,100,000.00	0.04	38,500.00	
MNB	Minbos Resources Limited		0.07	50,000.00	0.07	3,250.00	
NAN	Nanosonics Limited		5.87	40,000.00	5.87	234,800.00	
NTU	Northern Minerals Limited		0.03	430,000.00	0.03	14,190.00	
PAF	Pm Capital Asian Opportunities Fund Limited		0.94	20,000.00	0.94	18,900.00	
PGC	Paragon Care Limited		0.27	100,000.00	0.27	26,500.00	
QHL	Quickstep Holdings Limited		0.05	723,738.00	0.05	37,634.38	
QPM	Queensland Pacific Metals Limited		0.14	200,000.00	0.14	28,000.00	
SUV	Suvo Strategic Minerals Limited		0.15	50,000.00	0.15	7,500.00	
TGM	Theta Gold Mines Limited		0.23	118,000.00	0.23	26,550.00	
TNG	TNG Limited		0.06	899,833.00	0.06	53,989.98	
VML	Vital Metals Limited		0.05	2,687,502.00	0.05	129,000.10	
VRC	Volt Resources Limited		0.04	1,185,272.00	0.04	41,484.52	
WAA	Wam Active Limited		1.09	100,000.00	1.09	109,500.00	



				Current Status : Good to Go Prior Status : N/A		Prepared By : N/A	Reviewed By : N/A
	WWI	West Wits Mining Limited	0.09	2,500,000.00	0.09	212,500.00	

**Pension Limit**

				Current Status : Good to Go Prior Status : N/A	Prepared By : N/A	Reviewed By : N/A
	Account Name	Age	Year To Date	Minimum	Maximum	
<b>Mrs Lynne Cannell</b>						
	Account Based Pension (100% Tax Free)	72	6,020.00	6,020.00		
	Account Based Pension (78.42% Tax Free)	72	73,063.00	15,920.00		
<b>Mr Graeme Cannell</b>						
	Account Based Pension (100% Tax Free)	72	6,020.00	6,020.00		
	Account Based Pension (89.71% Tax Free)	72	73,063.00	17,640.00		

**Tax Effective Allocation of Pension Payment (Member Level)**

		Current Status : Good to Go Prior Status : N/A	Prepared By : N/A	Reviewed By : N/A
	Account Name	Drawdown To Date	Minimum	Tax Free %
<b>Mrs Lynne Cannell (Age: 72 at 30/06/2021)</b>				
	Account Based Pension (100% Tax Free)	6,020.00	6,020.00	100.00
	Account Based Pension (78.42% Tax Free)	73,063.00	15,920.00	78.42
<b>Mr Graeme Cannell (Age: 72 at 30/06/2021)</b>				
	Account Based Pension (100% Tax Free)	6,020.00	6,020.00	100.00
	Account Based Pension (89.71% Tax Free)	73,063.00	17,640.00	89.71

### Preservation Components for Member above 65

				Current Status : Good to Go Prior Status : N/A	Prepared By : N/A	Reviewed By : N/A
Account Name	Account Type	Preserved Amount	Restricted Non-Preserved Amount	Unrestricted Non-Preserved Amount		
<b>Mrs Lynne Cannell (Age: 72 at 30/06/2021)</b>						
Account Based Pension (78.42% Tax Free)	Pension	0.00	0.00	894,634.72		
Account Based Pension (100% Tax Free)	Pension	0.00	0.00	369,275.18		
<b>Mr Graeme Cannell (Age: 72 at 30/06/2021)</b>						
Account Based Pension (89.71% Tax Free)	Pension	0.00	0.00	1,002,914.54		
Account Based Pension (100% Tax Free)	Pension	0.00	0.00	369,313.62		

## Lump Sum Payment - Good to Go

Great news! After review there is nothing that requires your attention.

**Tax Component Verification (Pension)**

		Current Status : Good to Go Prior Status : N/A	Prepared By : N/A	Reviewed By : N/A
Account Name	Calculated tax free %	Current year tax free %	Prior year tax free %	
<b>Mrs Lynne Cannell (Age: 72 at 30/06/2021)</b>				
Account Based Pension (78.42% Tax Free)	78.41	78.42	78.42	
Account Based Pension (100% Tax Free)	100.00	100.00	100.00	
<b>Mr Graeme Cannell (Age: 72 at 30/06/2021)</b>				
Account Based Pension (89.71% Tax Free)	89.71	89.71	89.71	
Account Based Pension (100% Tax Free)	100.00	100.00	100.00	

### Work Test - Good to Go

Great news! After review there is nothing that requires your attention.

## Contribution Cap Limit

		Current Status : Good to Go Prior Status : N/A	Prepared By : N/A	Reviewed By : N/A
	Current Year Contributions		Concessional	Non-Concessional
<b>Mr Graeme Cannell</b> Date of Birth: 26/04/1949 (Age: 71 at 30/06/2021)				
	Caps		25,000.00	100,000.00
	Cumulative available unused cap		0.00	0.00
	Maximum cap available		25,000.00	100,000.00
	Contributions made (to this fund)		0.00	0.00
	Contributions made (to other fund)		0.00	0.00
	Contributions as allocated		0.00	0.00
	Amount above caps		0.00	0.00
<b>Mrs Lynne Cannell</b> Date of Birth: 01/02/1949 (Age: 71 at 30/06/2021)				
	Caps		25,000.00	100,000.00
	Cumulative available unused cap		0.00	0.00
	Maximum cap available		25,000.00	100,000.00
	Contributions made (to this fund)		0.00	0.00
	Contributions made (to other fund)		0.00	0.00
	Contributions as allocated		0.00	0.00
	Amount above caps		0.00	0.00




## Negative Balance - Good to Go

Great news! After review there is nothing that requires your attention.

## Contra Bank Entries

				Current Status : Good to Go Prior Status : Warning	Prepared By : N/A	Reviewed By : N/A
	Date	Description	Debits	Credits	Balance	
Commonwealth Bank Of Australia 7045						
🚩	01/09/2020	Buy MNB	0.00	3,019.95	3,129.95	
🚩	09/09/2020	Transfer For MCT	0.00	5,450.00	7,859.77	
🚩	14/10/2020	MLL shares	0.00	18,236.67	18,771.85	
🚩	13/11/2020	MEI purchase	0.00	7,144.95	7,680.13	
🚩	19/04/2021	Transfer from xx1569 for QPM	0.00	1,000.00	23,702.60	
Commonwealth Bank Of Australia 1569						
🚩	01/09/2020	Buy MNB	3,019.95	0.00	216.68	
🚩	09/09/2020	MCT	5,450.00	0.00	263.28	
🚩	14/10/2020	MLL shares	18,236.67	0.00	4,244.81	
🚩	13/11/2020	Transfer to xx7045 Netbank MEI Purchase	7,144.95	0.00	320.36	
🚩	19/04/2021	Transfer to xx7045 NetBank for QPM	1,000.00	0.00	6,568.85	

**Income Comparison**

					Current Status : Good to Go Prior Status : Warning	Prepared By : N/A	Reviewed By : N/A
	Date	Income Type	Total Income	Franking Credit	Estimated Income	Estimated Franking Credit	
HPI : Hotel Property Investments (ASX:HPI)							
	29/06/2021	Distribution	5,496.60	0.00	7,796.38	0.00	

### Benefits Paid to Member < 60 - Good to Go

Great news! After review there is nothing that requires your attention.

## Retirement Condition - Good to Go

Great news! After review there is nothing that requires your attention.

**Tax Effective Allocation of Pension Payment (Pension Account Level)**

		Current Status : Good to Go Prior Status : Warning	Prepared By : N/A	Reviewed By : N/A
	Account Name	Drawdown To Date	Minimum	Tax Free %
<b>Mrs Lynne Cannell (Age: 72 at 30/06/2021)</b>				
	Account Based Pension (100% Tax Free)	6,020.00	6,020.00	100.00
	Account Based Pension (78.42% Tax Free)	73,063.00	15,920.00	78.42
<b>Mr Graeme Cannell (Age: 72 at 30/06/2021)</b>				
	Account Based Pension (100% Tax Free)	6,020.00	6,020.00	100.00

### Preservation Components - Not Applicable

The system did not find any data to process.

### Tax Component Verification (Accumulation) - Not Applicable

The system did not find any data to process.



## General Ledger

Date	Description	Quantity	Debits	Credits	Balance
<b>Investment Gains / Realised Capital Gains / Shares in Listed Companies / Bardoc Gold Limited</b>					
01/07/2020	Opening Balance	0.00	0.00	0.00	0.00
07/08/2020	Listed Security Sale	0.00	0.00	1,560.10	1,560.10
30/06/2021	Closing Balance	0.00	0.00	0.00	1,560.10
<b>Investment Gains / Realised Capital Gains / Shares in Listed Companies / Firefinch Limited</b>					
01/07/2020	Opening Balance	0.00	0.00	0.00	0.00
04/05/2021	Listed Security Sale	0.00	0.00	19,218.33	19,218.33
30/06/2021	Closing Balance	0.00	0.00	0.00	19,218.33
<b>Investment Gains / Realised Capital Gains / Shares in Listed Companies / Gascoyne Resources Limited</b>					
01/07/2020	Opening Balance	0.00	0.00	0.00	0.00
20/11/2020	Listed Security Sale	0.00	10,363.90	0.00	10,363.90
30/06/2021	Closing Balance	0.00	0.00	0.00	10,363.90
<b>Investment Gains / Realised Capital Gains / Shares in Listed Companies / MNF Group Limited</b>					
01/07/2020	Opening Balance	0.00	0.00	0.00	0.00
06/04/2021	Commsec	0.00	3,058.68	0.00	3,058.68
30/06/2021	Closing Balance	0.00	0.00	0.00	3,058.68
<b>Investment Gains / Increase in Market Value / Derivative Investments / Eden Innovations Ltd - Option Expiring 08-Mar-2021</b>					
01/07/2020	Opening Balance	0.00	0.00	0.00	0.00

Date	Description	Quantity	Debits	Credits	Balance
30/06/2021	Market Value Adjustment	0.00	1,750.00	0.00	1,750.00
30/06/2021	Closing Balance	0.00	0.00	0.00	1,750.00
<b>Investment Gains / Increase in Market Value / Derivative Investments / Wam Active Limited - Option Expiring 31-Oct-2022</b>					
01/07/2020	Opening Balance	0.00	0.00	0.00	0.00
30/06/2021	Market Value Adjustment	0.00	0.00	630.00	630.00
30/06/2021	Closing Balance	0.00	0.00	0.00	630.00
<b>Investment Gains / Increase in Market Value / Altech Chemicals Ltd</b>					
01/07/2020	Opening Balance	0.00	0.00	0.00	0.00
30/06/2021	Market Value Adjustment	0.00	0.00	632.73	632.73
30/06/2021	Closing Balance	0.00	0.00	0.00	632.73
<b>Investment Gains / Increase in Market Value / Australian Vanadium Limited</b>					
01/07/2020	Opening Balance	0.00	0.00	0.00	0.00
30/06/2021	Market Value Adjustment	0.00	0.00	1,800.00	1,800.00
30/06/2021	Closing Balance	0.00	0.00	0.00	1,800.00
<b>Investment Gains / Increase in Market Value / Bardoc Gold Limited</b>					
01/07/2020	Opening Balance	0.00	0.00	0.00	0.00
30/06/2021	Market Value Adjustment	0.00	1,500.05	0.00	1,500.05
30/06/2021	Closing Balance	0.00	0.00	0.00	1,500.05
<b>Investment Gains / Increase in Market Value / Battery Minerals Limited</b>					
01/07/2020	Opening Balance	0.00	0.00	0.00	0.00

Date	Description	Quantity	Debits	Credits	Balance
30/06/2021	Market Value Adjustment	0.00	0.00	1,350.00	1,350.00
30/06/2021	Closing Balance	0.00	0.00	0.00	1,350.00
<b>Investment Gains / Increase in Market Value / Black Rock Mining Limited</b>					
01/07/2020	Opening Balance	0.00	0.00	0.00	0.00
30/06/2021	Market Value Adjustment	0.00	0.00	59,150.00	59,150.00
30/06/2021	Closing Balance	0.00	0.00	0.00	59,150.00
<b>Investment Gains / Increase in Market Value / Cape Lambert Resources Limited</b>					
01/07/2020	Opening Balance	0.00	0.00	0.00	0.00
30/06/2021	Market Value Adjustment	0.00	0.00	19,009.85	19,009.85
30/06/2021	Closing Balance	0.00	0.00	0.00	19,009.85
<b>Investment Gains / Increase in Market Value / Centrex Limited</b>					
01/07/2020	Opening Balance	0.00	0.00	0.00	0.00
30/06/2021	Market Value Adjustment	0.00	0.00	18,400.00	18,400.00
30/06/2021	Closing Balance	0.00	0.00	0.00	18,400.00
<b>Investment Gains / Increase in Market Value / Cyclone Metals Limited</b>					
01/07/2020	Opening Balance	0.00	0.00	0.00	0.00
30/06/2021	Market Value Adjustment	0.00	14,109.85	0.00	14,109.85
30/06/2021	Closing Balance	0.00	0.00	0.00	14,109.85
<b>Investment Gains / Increase in Market Value / Danakali Limited</b>					
01/07/2020	Opening Balance	0.00	0.00	0.00	0.00

Date	Description	Quantity	Debits	Credits	Balance
30/06/2021	Market Value Adjustment	0.00	7,200.00	0.00	7,200.00
30/06/2021	Closing Balance	0.00	0.00	0.00	7,200.00
<b>Investment Gains / Increase in Market Value / Dronesield Limited</b>					
01/07/2020	Opening Balance	0.00	0.00	0.00	0.00
30/06/2021	Market Value Adjustment	0.00	0.00	4,800.00	4,800.00
30/06/2021	Closing Balance	0.00	0.00	0.00	4,800.00
<b>Investment Gains / Increase in Market Value / Eden Innovations Ltd</b>					
01/07/2020	Opening Balance	0.00	0.00	0.00	0.00
30/06/2021	Market Value Adjustment	0.00	2,000.00	0.00	2,000.00
30/06/2021	Closing Balance	0.00	0.00	0.00	2,000.00
<b>Investment Gains / Increase in Market Value / Fe Limited</b>					
01/07/2020	Opening Balance	0.00	0.00	0.00	0.00
30/06/2021	Market Value Adjustment	0.00	0.00	19,760.00	19,760.00
30/06/2021	Closing Balance	0.00	0.00	0.00	19,760.00
<b>Investment Gains / Increase in Market Value / Fluence Corporation Limited</b>					
01/07/2020	Opening Balance	0.00	0.00	0.00	0.00
30/06/2021	Market Value Adjustment	0.00	14,500.00	0.00	14,500.00
30/06/2021	Closing Balance	0.00	0.00	0.00	14,500.00
<b>Investment Gains / Increase in Market Value / Fremont Petroleum Corporation Limited</b>					
01/07/2020	Opening Balance	0.00	0.00	0.00	0.00

Date	Description	Quantity	Debits	Credits	Balance
30/06/2021	Market Value Adjustment	0.00	1,000.00	0.00	1,000.00
30/06/2021	Closing Balance	0.00	0.00	0.00	1,000.00
<b>Investment Gains / Increase in Market Value / Gascoyne Resources Limited</b>					
01/07/2020	Opening Balance	0.00	0.00	0.00	0.00
30/06/2021	Market Value Adjustment	0.00	0.00	8,777.95	8,777.95
30/06/2021	Closing Balance	0.00	0.00	0.00	8,777.95
<b>Investment Gains / Increase in Market Value / Icon Energy Limited</b>					
01/07/2020	Opening Balance	0.00	0.00	0.00	0.00
30/06/2021	Market Value Adjustment	0.00	0.00	15,000.00	15,000.00
30/06/2021	Closing Balance	0.00	0.00	0.00	15,000.00
<b>Investment Gains / Increase in Market Value / Inghams Group Limited</b>					
01/07/2020	Opening Balance	0.00	0.00	0.00	0.00
30/06/2021	Market Value Adjustment	0.00	0.00	2,475.72	2,475.72
30/06/2021	Closing Balance	0.00	0.00	0.00	2,475.72
<b>Investment Gains / Increase in Market Value / Ironbark Zinc Ltd</b>					
01/07/2020	Opening Balance	0.00	0.00	0.00	0.00
30/06/2021	Market Value Adjustment	0.00	0.00	2,236.00	2,236.00
30/06/2021	Closing Balance	0.00	0.00	0.00	2,236.00
<b>Investment Gains / Increase in Market Value / Lake Resources N.L.</b>					
01/07/2020	Opening Balance	0.00	0.00	0.00	0.00

Date	Description	Quantity	Debits	Credits	Balance
30/06/2021	Market Value Adjustment	0.00	0.00	499,643.00	499,643.00
30/06/2021	Closing Balance	0.00	0.00	0.00	499,643.00
<b>Investment Gains / Increase in Market Value / Lincoln Minerals Limited</b>					
01/07/2020	Opening Balance	0.00	0.00	0.00	0.00
30/06/2021	Market Value Adjustment	0.00	0.00	1,000.00	1,000.00
30/06/2021	Closing Balance	0.00	0.00	0.00	1,000.00
<b>Investment Gains / Increase in Market Value / Magnetite Mines Limited.</b>					
01/07/2020	Opening Balance	0.00	0.00	0.00	0.00
30/06/2021	Market Value Adjustment	0.00	0.00	11,735.36	11,735.36
30/06/2021	Closing Balance	0.00	0.00	0.00	11,735.36
<b>Investment Gains / Increase in Market Value / Metalicity Limited</b>					
01/07/2020	Opening Balance	0.00	0.00	0.00	0.00
30/06/2021	Market Value Adjustment	0.00	17,317.85	0.00	17,317.85
30/06/2021	Closing Balance	0.00	0.00	0.00	17,317.85
<b>Investment Gains / Increase in Market Value / Metallica Minerals Limited</b>					
01/07/2020	Opening Balance	0.00	0.00	0.00	0.00
30/06/2021	Market Value Adjustment	0.00	0.00	26,400.00	26,400.00
30/06/2021	Closing Balance	0.00	0.00	0.00	26,400.00
<b>Investment Gains / Increase in Market Value / Meteoric Resources NL</b>					
01/07/2020	Opening Balance	0.00	0.00	0.00	0.00

Date	Description	Quantity	Debits	Credits	Balance
30/06/2021	Market Value Adjustment	0.00	0.00	18,750.05	18,750.05
30/06/2021	Closing Balance	0.00	0.00	0.00	18,750.05
<b>Investment Gains / Increase in Market Value / Minbos Resources Limited</b>					
01/07/2020	Opening Balance	0.00	0.00	0.00	0.00
30/06/2021	Market Value Adjustment	0.00	0.00	230.05	230.05
30/06/2021	Closing Balance	0.00	0.00	0.00	230.05
<b>Investment Gains / Increase in Market Value / MNF Group Limited</b>					
01/07/2020	Opening Balance	0.00	0.00	0.00	0.00
30/06/2021	Market Value Adjustment	0.00	1,685.24	0.00	1,685.24
30/06/2021	Closing Balance	0.00	0.00	0.00	1,685.24
<b>Investment Gains / Increase in Market Value / Nanosonics Limited</b>					
01/07/2020	Opening Balance	0.00	0.00	0.00	0.00
30/06/2021	Market Value Adjustment	0.00	38,000.00	0.00	38,000.00
30/06/2021	Closing Balance	0.00	0.00	0.00	38,000.00
<b>Investment Gains / Increase in Market Value / Northern Minerals Limited</b>					
01/07/2020	Opening Balance	0.00	0.00	0.00	0.00
30/06/2021	Market Value Adjustment	0.00	0.00	6,450.00	6,450.00
30/06/2021	Closing Balance	0.00	0.00	0.00	6,450.00
<b>Investment Gains / Increase in Market Value / Paragon Care Limited</b>					
01/07/2020	Opening Balance	0.00	0.00	0.00	0.00

Date	Description	Quantity	Debits	Credits	Balance
30/06/2021	Market Value Adjustment	0.00	0.00	7,500.00	7,500.00
30/06/2021	Closing Balance	0.00	0.00	0.00	7,500.00
<b>Investment Gains / Increase in Market Value / Pm Capital Asian Opportunities Fund Limited</b>					
01/07/2020	Opening Balance	0.00	0.00	0.00	0.00
30/06/2021	Market Value Adjustment	0.00	0.00	5,300.00	5,300.00
30/06/2021	Closing Balance	0.00	0.00	0.00	5,300.00
<b>Investment Gains / Increase in Market Value / Queensland Pacific Metals Limited</b>					
01/07/2020	Opening Balance	0.00	0.00	0.00	0.00
30/06/2021	Market Value Adjustment	0.00	0.00	4,970.05	4,970.05
30/06/2021	Closing Balance	0.00	0.00	0.00	4,970.05
<b>Investment Gains / Increase in Market Value / Quickstep Holdings Limited</b>					
01/07/2020	Opening Balance	0.00	0.00	0.00	0.00
30/06/2021	Market Value Adjustment	0.00	23,159.61	0.00	23,159.61
30/06/2021	Closing Balance	0.00	0.00	0.00	23,159.61
<b>Investment Gains / Increase in Market Value / Suvo Strategic Minerals Limited</b>					
01/07/2020	Opening Balance	0.00	0.00	0.00	0.00
30/06/2021	Market Value Adjustment	0.00	9,029.95	0.00	9,029.95
30/06/2021	Closing Balance	0.00	0.00	0.00	9,029.95
<b>Investment Gains / Increase in Market Value / Theta Gold Mines Limited</b>					
01/07/2020	Opening Balance	0.00	0.00	0.00	0.00



Date	Description	Quantity	Debits	Credits	Balance
30/06/2021	Market Value Adjustment	0.00	7,670.00	0.00	7,670.00
30/06/2021	Closing Balance	0.00	0.00	0.00	7,670.00
<b>Investment Gains / Increase in Market Value / TNG Limited</b>					
01/07/2020	Opening Balance	0.00	0.00	0.00	0.00
30/06/2021	Market Value Adjustment	0.00	1,799.67	0.00	1,799.67
30/06/2021	Closing Balance	0.00	0.00	0.00	1,799.67
<b>Investment Gains / Increase in Market Value / Ultracharge Limited</b>					
01/07/2020	Opening Balance	0.00	0.00	0.00	0.00
30/06/2021	Market Value Adjustment	0.00	0.00	16,429.95	16,429.95
30/06/2021	Closing Balance	0.00	0.00	0.00	16,429.95
<b>Investment Gains / Increase in Market Value / Vital Metals Limited</b>					
01/07/2020	Opening Balance	0.00	0.00	0.00	0.00
30/06/2021	Market Value Adjustment	0.00	0.00	102,125.08	102,125.08
30/06/2021	Closing Balance	0.00	0.00	0.00	102,125.08
<b>Investment Gains / Increase in Market Value / Volt Resources Limited</b>					
01/07/2020	Opening Balance	0.00	0.00	0.00	0.00
30/06/2021	Market Value Adjustment	0.00	0.00	13,037.99	13,037.99
30/06/2021	Closing Balance	0.00	0.00	0.00	13,037.99
<b>Investment Gains / Increase in Market Value / Wam Active Limited</b>					
01/07/2020	Opening Balance	0.00	0.00	0.00	0.00

Date	Description	Quantity	Debits	Credits	Balance
30/06/2021	Market Value Adjustment	0.00	0.00	12,500.00	12,500.00
30/06/2021	Closing Balance	0.00	0.00	0.00	12,500.00
<b>Investment Gains / Increase in Market Value / West Wits Mining Limited</b>					
01/07/2020	Opening Balance	0.00	0.00	0.00	0.00
30/06/2021	Market Value Adjustment	0.00	0.00	160,000.00	160,000.00
30/06/2021	Closing Balance	0.00	0.00	0.00	160,000.00
<b>Investment Gains / Increase in Market Value / Stapled Securities / Hotel Property Investments</b>					
01/07/2020	Opening Balance	0.00	0.00	0.00	0.00
30/06/2021	Market Value Adjustment	0.00	0.00	23,308.75	23,308.75
30/06/2021	Closing Balance	0.00	0.00	0.00	23,308.75
<b>Investment Gains / Increase in Market Value / Units In Listed Unit Trusts / Centuria Office REIT - Ordinary Units Fully Paid</b>					
01/07/2020	Opening Balance	0.00	0.00	0.00	0.00
30/06/2021	Market Value Adjustment	0.00	0.00	9,856.00	9,856.00
30/06/2021	Closing Balance	0.00	0.00	0.00	9,856.00
<b>Investment Gains / Increase in Market Value / Units In Unlisted Unit Trusts / Frame Futures Fund</b>					
01/07/2020	Opening Balance	0.00	0.00	0.00	0.00
30/06/2021	Market Value Adjustment	0.00	0.00	917.65	917.65
30/06/2021	Closing Balance	0.00	0.00	0.00	917.65
<b>Investment Gains / Disposal Suspense / Derivative Investments / Eden Innovations Ltd - Option Expiring 08-Mar-2021</b>					
01/07/2020	Opening Balance	0.00	0.00	0.00	0.00

Date	Description	Quantity	Debits	Credits	Balance
08/03/2021	EDEOB/EDE Rights Exercise/Lapse	250,000.00	0.00	0.00	0.00
08/03/2021	EDEOB/EDE Rights Exercise/Lapse	-250,000.00	0.00	0.00	0.00
30/06/2021	Closing Balance	0.00	0.00	0.00	0.00
<b>Investment Gains / Disposal Suspense / Derivative Investments / Wam Active Limited - Option Expiring 31-Oct-2022</b>					
01/07/2020	Opening Balance	0.00	0.00	0.00	0.00
15/04/2021	WAAOA/WAA Rights Exercise/Lapse	35,000.00	0.00	0.00	0.00
15/04/2021	WAAOA/WAA Rights Exercise/Lapse	-35,000.00	0.00	0.00	0.00
30/06/2021	Closing Balance	0.00	0.00	0.00	0.00
<b>Investment Gains / Disposal Suspense / Bardoc Gold Limited</b>					
01/07/2020	Opening Balance	0.00	0.00	0.00	0.00
07/08/2020	Listed Security Sale	80,000.00	0.00	6,700.05	6,700.05
07/08/2020	Listed Security Sale	-80,000.00	6,700.05	0.00	0.00
30/06/2021	Closing Balance	0.00	0.00	0.00	0.00
<b>Investment Gains / Disposal Suspense / Cape Lambert Resources Limited</b>					
01/07/2020	Opening Balance	0.00	0.00	0.00	0.00
13/10/2020	CFE to CLE	700,000.00	0.00	20,409.85	20,409.85
13/10/2020	CFE to CLE	-700,000.00	20,409.85	0.00	0.00
30/06/2021	Closing Balance	0.00	0.00	0.00	0.00
<b>Investment Gains / Disposal Suspense / Firefinch Limited</b>					
01/07/2020	Opening Balance	0.00	0.00	0.00	0.00

Date	Description	Quantity	Debits	Credits	Balance
04/05/2021	Listed Security Sale	100,000.00	0.00	37,455.00	37,455.00
04/05/2021	Listed Security Sale	-100,000.00	37,455.00	0.00	0.00
30/06/2021	Closing Balance	0.00	0.00	0.00	0.00
<b>Investment Gains / Disposal Suspense / Gascoyne Resources Limited</b>					
01/07/2020	Opening Balance	0.00	0.00	0.00	0.00
20/11/2020	Listed Security Sale	5,400.00	0.00	2,626.05	2,626.05
20/11/2020	Listed Security Sale	-5,400.00	2,626.05	0.00	0.00
30/06/2021	Closing Balance	0.00	0.00	0.00	0.00
<b>Investment Gains / Disposal Suspense / Mali Lithium Limited</b>					
01/07/2020	Opening Balance	0.00	0.00	0.00	0.00
06/11/2020	MLL to FFX	100,000.00	0.00	18,236.67	18,236.67
06/11/2020	MLL to FFX	-100,000.00	18,236.67	0.00	0.00
30/06/2021	Closing Balance	0.00	0.00	0.00	0.00
<b>Investment Gains / Disposal Suspense / MNF Group Limited</b>					
01/07/2020	Opening Balance	0.00	0.00	0.00	0.00
06/04/2021	Commsec	13,760.00	0.00	72,724.88	72,724.88
06/04/2021	Commsec	-13,760.00	72,724.88	0.00	0.00
30/06/2021	Closing Balance	0.00	0.00	0.00	0.00
<b>Investment Gains / Disposal Suspense / Ultracharge Limited</b>					
01/07/2020	Opening Balance	0.00	0.00	0.00	0.00

Date	Description	Quantity	Debits	Credits	Balance
05/08/2020	UTR to SUV	50,000.00	0.00	16,529.95	16,529.95
05/08/2020	UTR to SUV	-50,000.00	16,529.95	0.00	0.00
30/06/2021	Closing Balance	0.00	0.00	0.00	0.00
<b>Investment Income / Distributions / Stapled Securities / Hotel Property Investments</b>					
01/07/2020	Opening Balance	0.00	0.00	0.00	0.00
30/12/2020	Distribution - Tax Statement	0.00	0.00	0.00	0.00
30/12/2020	HPI AUD DRP 1% DISC	0.00	0.00	7,716.00	7,716.00
29/06/2021	Distribution - Tax Statement	0.00	0.00	0.00	7,716.00
29/06/2021	HPI AUD DRP 1% DISC	0.00	0.00	5,496.60	13,212.60
30/06/2021	Closing Balance	0.00	0.00	0.00	13,212.60
<b>Investment Income / Distributions / Units In Listed Unit Trusts / Centuria Office REIT - Ordinary Units Fully Paid</b>					
01/07/2020	Opening Balance	0.00	0.00	0.00	0.00
29/09/2020	COF AUD DRP SUSP	0.00	0.00	1,270.50	1,270.50
30/12/2020	COF AUD DRP SUSP	0.00	0.00	1,270.50	2,541.00
30/03/2021	COF AUD DRP SUSP	0.00	0.00	1,270.50	3,811.50
29/06/2021	COF AUD DRP SUSP	0.00	0.00	1,270.50	5,082.00
30/06/2021	Distribution - Tax Statement	0.00	0.00	0.00	5,082.00
30/06/2021	Distribution - Tax Statement	0.00	0.00	0.00	5,082.00
30/06/2021	Distribution - Tax Statement	0.00	0.00	0.00	5,082.00
30/06/2021	Distribution - Tax Statement	0.00	0.00	0.00	5,082.00

Date	Description	Quantity	Debits	Credits	Balance
30/06/2021	Closing Balance	0.00	0.00	0.00	5,082.00
<b>Investment Income / Dividends / Shares in Listed Companies / Inghams Group Limited</b>					
01/07/2020	Opening Balance	0.00	0.00	0.00	0.00
07/10/2020	ING AUD 0.067 FRANKED, 30% CTR	0.00	0.00	303.80	303.80
08/04/2021	ING AUD 0.075 FRANKED, 30% CTR	0.00	0.00	340.07	643.87
30/06/2021	Closing Balance	0.00	0.00	0.00	643.87
<b>Investment Income / Dividends / Shares in Listed Companies / MNF Group Limited</b>					
01/07/2020	Opening Balance	0.00	0.00	0.00	0.00
01/10/2020	MNF AUD 0.036 FRANKED, 30% CTR, DRP 5% DISC	0.00	0.00	707.66	707.66
01/04/2021	MNF AUD 0.033 FRANKED, 30% CTR, DRP SUSP	0.00	0.00	648.69	1,356.35
30/06/2021	Closing Balance	0.00	0.00	0.00	1,356.35
<b>Investment Income / Dividends / Shares in Listed Companies / Pm Capital Asian Opportunities Fund Limited</b>					
01/07/2020	Opening Balance	0.00	0.00	0.00	0.00
25/03/2021	PAF AUD 0.015 FRANKED, 30% CTR, DRP NIL DISC	0.00	0.00	428.57	428.57
30/06/2021	Closing Balance	0.00	0.00	0.00	428.57
<b>Investment Income / Dividends / Shares in Listed Companies / Wam Active Limited</b>					
01/07/2020	Opening Balance	0.00	0.00	0.00	0.00
30/10/2020	WAA AUD 0.03 FRANKED, 30% CTR, DRP NIL DISC	0.00	0.00	2,785.71	2,785.71

Date	Description	Quantity	Debits	Credits	Balance
28/05/2021	WAA AUD 0.03 FRANKED, 30% CTR, DRP 2.5% DISC	0.00	0.00	4,285.71	7,071.42
30/06/2021	Closing Balance	0.00	0.00	0.00	7,071.42
<b>Investment Income / Interest / Cash and Cash Equivalents / Commonwealth Bank Of Australia TD</b>					
01/07/2020	Opening Balance	0.00	0.00	0.00	0.00
26/09/2020	Investment Income	0.00	0.00	1,906.70	1,906.70
30/06/2021	Closing Balance	0.00	0.00	0.00	1,906.70
<b>Investment Income / Interest / Cash At Bank / ING Business Optimiser 3730</b>					
01/07/2020	Opening Balance	0.00	0.00	0.00	0.00
31/07/2020	Interest Credit	0.00	0.00	0.11	0.11
31/08/2020	Interest Credit	0.00	0.00	0.11	0.22
30/09/2020	Interest Credit	0.00	0.00	0.11	0.33
31/10/2020	Interest Credit	0.00	0.00	0.11	0.44
30/11/2020	Interest Credit	0.00	0.00	0.06	0.50
31/12/2020	Interest Credit	0.00	0.00	0.04	0.54
31/01/2021	Interest Credit	0.00	0.00	0.04	0.58
28/02/2021	Interest Credit	0.00	0.00	0.04	0.62
31/03/2021	Interest Credit	0.00	0.00	0.04	0.66
30/04/2021	Interest Credit	0.00	0.00	0.04	0.70
31/05/2021	Interest Credit	0.00	0.00	0.04	0.74

Date	Description	Quantity	Debits	Credits	Balance
30/06/2021	Interest Credit	0.00	0.00	0.05	0.79
30/06/2021	Closing Balance	0.00	0.00	0.00	0.79
<b>Member Payments / Pensions Paid / Mr Graeme Cannell / Account Based Pension (100% Tax Free)</b>					
01/07/2020	Opening Balance	0.00	0.00	0.00	0.00
02/10/2020	Pension Drawdown - Gross	0.00	6,020.00	0.00	6,020.00
30/06/2021	Closing Balance	0.00	0.00	0.00	6,020.00
01/07/2020	Opening Balance	0.00	0.00	0.00	0.00
02/10/2020	Pension Drawdown - Net	0.00	0.00	6,020.00	6,020.00
02/10/2020	Pension Drawdown - Paid	0.00	6,020.00	0.00	0.00
30/06/2021	Closing Balance	0.00	0.00	0.00	0.00
<b>Member Payments / Pensions Paid / Mr Graeme Cannell / Account Based Pension (89.71% Tax Free)</b>					
01/07/2020	Opening Balance	0.00	0.00	0.00	0.00
02/10/2020	Pension Drawdown - Gross	0.00	73,063.00	0.00	73,063.00
30/06/2021	Closing Balance	0.00	0.00	0.00	73,063.00
01/07/2020	Opening Balance	0.00	0.00	0.00	0.00
02/10/2020	Pension Drawdown - Net	0.00	0.00	73,063.00	73,063.00
02/10/2020	Pension Drawdown - Paid	0.00	73,063.00	0.00	0.00
30/06/2021	Closing Balance	0.00	0.00	0.00	0.00
<b>Member Payments / Pensions Paid / Account Based Pension (100% Tax Free)</b>					
01/07/2020	Opening Balance	0.00	0.00	0.00	0.00



Date	Description	Quantity	Debits	Credits	Balance
02/10/2020	Pension Drawdown - Gross	0.00	6,020.00	0.00	6,020.00
30/06/2021	Closing Balance	0.00	0.00	0.00	6,020.00
01/07/2020	Opening Balance	0.00	0.00	0.00	0.00
02/10/2020	Pension Drawdown - Net	0.00	0.00	6,020.00	6,020.00
02/10/2020	Pension Drawdown - Paid	0.00	6,020.00	0.00	0.00
30/06/2021	Closing Balance	0.00	0.00	0.00	0.00
<b>Member Payments / Pensions Paid / Account Based Pension (78.42% Tax Free)</b>					
01/07/2020	Opening Balance	0.00	0.00	0.00	0.00
02/10/2020	Pension Drawdown - Gross	0.00	73,063.00	0.00	73,063.00
30/06/2021	Closing Balance	0.00	0.00	0.00	73,063.00
01/07/2020	Opening Balance	0.00	0.00	0.00	0.00
02/10/2020	Pension Drawdown - Net	0.00	0.00	73,063.00	73,063.00
02/10/2020	Pension Drawdown - Paid	0.00	73,063.00	0.00	0.00
30/06/2021	Closing Balance	0.00	0.00	0.00	0.00
<b>Other Expenses / SMSF Supervisory Levy</b>					
01/07/2020	Opening Balance	0.00	0.00	0.00	0.00
21/08/2020	ATO	0.00	259.00	0.00	259.00
30/06/2021	Closing Balance	0.00	0.00	0.00	259.00
<b>Investments - Commonwealth Bank Of Australia TD</b>					
01/07/2020	Opening Balance	178,264.84	0.00	0.00	178,264.84

Date	Description	Quantity	Debits	Credits	Balance
01/10/2020	Term Deposit Redemption	-178,264.84	0.00	178,264.84	0.00
30/06/2021	Closing Balance	0.00	0.00	0.00	0.00
<b>Investments - Eden Innovations Ltd - Option Expiring 08-Mar-2021</b>					
01/07/2020	Opening Balance	250,000.00	0.00	0.00	1,750.00
08/03/2021	EDEOB/EDE Rights Exercise/Lapse	-250,000.00	0.00	0.00	1,750.00
30/06/2021	Market Value Adjustment	0.00	0.00	1,750.00	0.00
30/06/2021	Closing Balance	0.00	0.00	0.00	0.00
<b>Investments - Wam Active Limited - Option Expiring 31-Oct-2022</b>					
01/07/2020	Opening Balance	0.00	0.00	0.00	0.00
25/03/2021	Spin Off or Demerger	65,000.00	0.00	0.00	0.00
15/04/2021	WAAOA/WAA Rights Exercise/Lapse	-35,000.00	0.00	0.00	0.00
30/06/2021	Market Value Adjustment	0.00	630.00	0.00	630.00
30/06/2021	Closing Balance	30,000.00	0.00	0.00	630.00
<b>Investments - Altech Chemicals Ltd</b>					
01/07/2020	Opening Balance	210,909.00	0.00	0.00	8,436.36
30/06/2021	Market Value Adjustment	0.00	632.73	0.00	9,069.09
30/06/2021	Closing Balance	210,909.00	0.00	0.00	9,069.09
<b>Investments - Australian Vanadium Limited</b>					
01/07/2020	Opening Balance	180,000.00	0.00	0.00	1,620.00
30/06/2021	Market Value Adjustment	0.00	1,800.00	0.00	3,420.00

Date	Description	Quantity	Debits	Credits	Balance
30/06/2021	Closing Balance	180,000.00	0.00	0.00	3,420.00
<b>Investments - Bardoc Gold Limited</b>					
01/07/2020	Opening Balance	80,000.00	0.00	0.00	6,640.00
07/08/2020	Listed Security Sale	-80,000.00	0.00	5,139.95	1,500.05
30/06/2021	Market Value Adjustment	0.00	0.00	1,500.05	0.00
30/06/2021	Closing Balance	0.00	0.00	0.00	0.00
<b>Investments - Battery Minerals Limited</b>					
01/07/2020	Opening Balance	150,000.00	0.00	0.00	1,050.00
30/06/2021	Market Value Adjustment	0.00	1,350.00	0.00	2,400.00
30/06/2021	Closing Balance	150,000.00	0.00	0.00	2,400.00
<b>Investments - Black Rock Mining Limited</b>					
01/07/2020	Opening Balance	650,000.00	0.00	0.00	31,850.00
30/06/2021	Market Value Adjustment	0.00	59,150.00	0.00	91,000.00
30/06/2021	Closing Balance	650,000.00	0.00	0.00	91,000.00
<b>Investments - Cape Lambert Resources Limited</b>					
01/07/2020	Opening Balance	700,000.00	0.00	0.00	1,400.00
13/10/2020	CFE to CLE	-700,000.00	0.00	20,409.85	19,009.85
30/06/2021	Market Value Adjustment	0.00	19,009.85	0.00	0.00
30/06/2021	Closing Balance	0.00	0.00	0.00	0.00
<b>Investments - Centrex Limited</b>					

Date	Description	Quantity	Debits	Credits	Balance
01/07/2020	Opening Balance	800,000.00	0.00	0.00	20,000.00
30/06/2021	Market Value Adjustment	0.00	18,400.00	0.00	38,400.00
30/06/2021	Closing Balance	800,000.00	0.00	0.00	38,400.00
<b>Investments - Cyclone Metals Limited</b>					
01/07/2020	Opening Balance	0.00	0.00	0.00	0.00
13/10/2020	CFE to CLE	700,000.00	20,409.85	0.00	20,409.85
30/06/2021	Market Value Adjustment	0.00	0.00	14,109.85	6,300.00
30/06/2021	Closing Balance	700,000.00	0.00	0.00	6,300.00
<b>Investments - Danakali Limited</b>					
01/07/2020	Opening Balance	120,000.00	0.00	0.00	60,600.00
30/06/2021	Market Value Adjustment	0.00	0.00	7,200.00	53,400.00
30/06/2021	Closing Balance	120,000.00	0.00	0.00	53,400.00
<b>Investments - Droneshield Limited</b>					
01/07/2020	Opening Balance	160,000.00	0.00	0.00	19,200.00
30/06/2021	Market Value Adjustment	0.00	4,800.00	0.00	24,000.00
30/06/2021	Closing Balance	160,000.00	0.00	0.00	24,000.00
<b>Investments - Eden Innovations Ltd</b>					
01/07/2020	Opening Balance	1,000,000.00	0.00	0.00	26,000.00
30/06/2021	Market Value Adjustment	0.00	0.00	2,000.00	24,000.00
30/06/2021	Closing Balance	1,000,000.00	0.00	0.00	24,000.00

Date	Description	Quantity	Debits	Credits	Balance
<b>Investments - Fe Limited</b>					
01/07/2020	Opening Balance	520,000.00	0.00	0.00	6,760.00
30/06/2021	Market Value Adjustment	0.00	19,760.00	0.00	26,520.00
30/06/2021	Closing Balance	520,000.00	0.00	0.00	26,520.00
<b>Investments - Firefinch Limited</b>					
01/07/2020	Opening Balance	0.00	0.00	0.00	0.00
06/11/2020	MLL to FFX	100,000.00	18,236.67	0.00	18,236.67
04/05/2021	Listed Security Sale	-100,000.00	0.00	18,236.67	0.00
30/06/2021	Closing Balance	0.00	0.00	0.00	0.00
<b>Investments - Fluence Corporation Limited</b>					
01/07/2020	Opening Balance	290,000.00	0.00	0.00	69,600.00
30/06/2021	Market Value Adjustment	0.00	0.00	14,500.00	55,100.00
30/06/2021	Closing Balance	290,000.00	0.00	0.00	55,100.00
<b>Investments - Fremont Petroleum Corporation Limited</b>					
01/07/2020	Opening Balance	1,000,000.00	0.00	0.00	4,000.00
30/06/2021	Market Value Adjustment	0.00	0.00	1,000.00	3,000.00
30/06/2021	Closing Balance	1,000,000.00	0.00	0.00	3,000.00
<b>Investments - Gascoyne Resources Limited</b>					
01/07/2020	Opening Balance	108,000.00	0.00	0.00	4,212.00
16/10/2020	1 for 20 consolidation of GCY	-102,600.00	0.00	0.00	4,212.00

Date	Description	Quantity	Debits	Credits	Balance
20/11/2020	Listed Security Sale	-5,400.00	0.00	12,989.95	8,777.95
30/06/2021	Market Value Adjustment	0.00	8,777.95	0.00	0.00
30/06/2021	Closing Balance	0.00	0.00	0.00	0.00
<b>Investments - Icon Energy Limited</b>					
01/07/2020	Opening Balance	2,500,000.00	0.00	0.00	20,000.00
30/06/2021	Market Value Adjustment	0.00	15,000.00	0.00	35,000.00
30/06/2021	Closing Balance	2,500,000.00	0.00	0.00	35,000.00
<b>Investments - Inghams Group Limited</b>					
01/07/2020	Opening Balance	3,174.00	0.00	0.00	10,156.80
30/06/2021	Market Value Adjustment	0.00	2,475.72	0.00	12,632.52
30/06/2021	Closing Balance	3,174.00	0.00	0.00	12,632.52
<b>Investments - Ironbark Zinc Ltd</b>					
01/07/2020	Opening Balance	172,000.00	0.00	0.00	1,376.00
30/06/2021	Market Value Adjustment	0.00	2,236.00	0.00	3,612.00
30/06/2021	Closing Balance	172,000.00	0.00	0.00	3,612.00
<b>Investments - Lake Resources N.L.</b>					
01/07/2020	Opening Balance	1,553,572.00	0.00	0.00	54,375.02
07/04/2021	Transfer to other bank LKE options	142,857.00	14,285.70	0.00	68,660.72
30/06/2021	Market Value Adjustment	0.00	499,643.00	0.00	568,303.72
30/06/2021	Closing Balance	1,696,429.00	0.00	0.00	568,303.72

Date	Description	Quantity	Debits	Credits	Balance
<b>Investments - Lincoln Minerals Limited</b>					
01/07/2020	Opening Balance	250,000.00	0.00	0.00	1,000.00
30/06/2021	Market Value Adjustment	0.00	1,000.00	0.00	2,000.00
30/06/2021	Closing Balance	250,000.00	0.00	0.00	2,000.00
<b>Investments - Magnetite Mines Limited.</b>					
01/07/2020	Opening Balance	0.00	0.00	0.00	0.00
04/05/2021	Listed Security Purchase	620,000.00	37,244.64	0.00	37,244.64
30/06/2021	Market Value Adjustment	0.00	11,735.36	0.00	48,980.00
30/06/2021	Closing Balance	620,000.00	0.00	0.00	48,980.00
<b>Investments - Mali Lithium Limited</b>					
01/07/2020	Opening Balance	0.00	0.00	0.00	0.00
12/10/2020	Listed Security Purchase	100,000.00	18,236.67	0.00	18,236.67
06/11/2020	MLL to FFX	-100,000.00	0.00	18,236.67	0.00
30/06/2021	Closing Balance	0.00	0.00	0.00	0.00
<b>Investments - Metalicity Limited</b>					
01/07/2020	Opening Balance	250,000.00	0.00	0.00	9,250.00
10/08/2020	Listed Security Purchase	255,000.00	6,649.95	0.00	15,899.95
08/09/2020	Listed Security Purchase	300,000.00	7,819.95	0.00	23,719.90
20/11/2020	Listed Security Purchase	148,000.00	3,127.95	0.00	26,847.85
30/06/2021	Market Value Adjustment	0.00	0.00	17,317.85	9,530.00

Date	Description	Quantity	Debits	Credits	Balance
30/06/2021	Closing Balance	953,000.00	0.00	0.00	9,530.00
<b>Investments - Metallica Minerals Limited</b>					
01/07/2020	Opening Balance	1,100,000.00	0.00	0.00	12,100.00
30/06/2021	Market Value Adjustment	0.00	26,400.00	0.00	38,500.00
30/06/2021	Closing Balance	1,100,000.00	0.00	0.00	38,500.00
<b>Investments - Meteoric Resources NL</b>					
01/07/2020	Opening Balance	1,220,000.00	0.00	0.00	42,700.00
13/11/2020	Listed Security Purchase	125,000.00	7,144.95	0.00	49,844.95
30/06/2021	Market Value Adjustment	0.00	18,750.05	0.00	68,595.00
30/06/2021	Closing Balance	1,345,000.00	0.00	0.00	68,595.00
<b>Investments - Minbos Resources Limited</b>					
01/07/2020	Opening Balance	0.00	0.00	0.00	0.00
31/08/2020	Listed Security Purchase	1,000,000.00	3,019.95	0.00	3,019.95
11/11/2020	1 for 20 consolidation of MNB	-950,000.00	0.00	0.00	3,019.95
30/06/2021	Market Value Adjustment	0.00	230.05	0.00	3,250.00
30/06/2021	Closing Balance	50,000.00	0.00	0.00	3,250.00
<b>Investments - MNF Group Limited</b>					
01/07/2020	Opening Balance	13,760.00	0.00	0.00	77,468.80
06/04/2021	Commsec	-13,760.00	0.00	75,783.56	1,685.24
30/06/2021	Market Value Adjustment	0.00	0.00	1,685.24	0.00



Date	Description	Quantity	Debits	Credits	Balance
30/06/2021	Closing Balance	0.00	0.00	0.00	0.00
<b>Investments - Nanosonics Limited</b>					
01/07/2020	Opening Balance	40,000.00	0.00	0.00	272,800.00
30/06/2021	Market Value Adjustment	0.00	0.00	38,000.00	234,800.00
30/06/2021	Closing Balance	40,000.00	0.00	0.00	234,800.00
<b>Investments - Northern Minerals Limited</b>					
01/07/2020	Opening Balance	430,000.00	0.00	0.00	7,740.00
30/06/2021	Market Value Adjustment	0.00	6,450.00	0.00	14,190.00
30/06/2021	Closing Balance	430,000.00	0.00	0.00	14,190.00
<b>Investments - Paragon Care Limited</b>					
01/07/2020	Opening Balance	100,000.00	0.00	0.00	19,000.00
30/06/2021	Market Value Adjustment	0.00	7,500.00	0.00	26,500.00
30/06/2021	Closing Balance	100,000.00	0.00	0.00	26,500.00
<b>Investments - Pm Capital Asian Opportunities Fund Limited</b>					
01/07/2020	Opening Balance	20,000.00	0.00	0.00	13,600.00
30/06/2021	Market Value Adjustment	0.00	5,300.00	0.00	18,900.00
30/06/2021	Closing Balance	20,000.00	0.00	0.00	18,900.00
<b>Investments - Queensland Pacific Metals Limited</b>					
01/07/2020	Opening Balance	0.00	0.00	0.00	0.00
16/04/2021	Listed Security Purchase	200,000.00	23,029.95	0.00	23,029.95

Date	Description	Quantity	Debits	Credits	Balance
30/06/2021	Market Value Adjustment	0.00	4,970.05	0.00	28,000.00
30/06/2021	Closing Balance	200,000.00	0.00	0.00	28,000.00
<b>Investments - Quickstep Holdings Limited</b>					
01/07/2020	Opening Balance	723,738.00	0.00	0.00	60,793.99
30/06/2021	Market Value Adjustment	0.00	0.00	23,159.61	37,634.38
30/06/2021	Closing Balance	723,738.00	0.00	0.00	37,634.38
<b>Investments - Suvo Strategic Minerals Limited</b>					
01/07/2020	Opening Balance	0.00	0.00	0.00	0.00
05/08/2020	UTR to SUV	50,000.00	16,529.95	0.00	16,529.95
30/06/2021	Market Value Adjustment	0.00	0.00	9,029.95	7,500.00
30/06/2021	Closing Balance	50,000.00	0.00	0.00	7,500.00
<b>Investments - Theta Gold Mines Limited</b>					
01/07/2020	Opening Balance	118,000.00	0.00	0.00	34,220.00
30/06/2021	Market Value Adjustment	0.00	0.00	7,670.00	26,550.00
30/06/2021	Closing Balance	118,000.00	0.00	0.00	26,550.00
<b>Investments - TNG Limited</b>					
01/07/2020	Opening Balance	899,833.00	0.00	0.00	55,789.65
30/06/2021	Market Value Adjustment	0.00	0.00	1,799.67	53,989.98
30/06/2021	Closing Balance	899,833.00	0.00	0.00	53,989.98
<b>Investments - Ultracharge Limited</b>					

Date	Description	Quantity	Debits	Credits	Balance
01/07/2020	Opening Balance	50,000.00	0.00	0.00	100.00
05/08/2020	UTR to SUV	-50,000.00	0.00	16,529.95	16,429.95
30/06/2021	Market Value Adjustment	0.00	16,429.95	0.00	0.00
30/06/2021	Closing Balance	0.00	0.00	0.00	0.00
<b>Investments - Vital Metals Limited</b>					
01/07/2020	Opening Balance	2,687,502.00	0.00	0.00	26,875.02
30/06/2021	Market Value Adjustment	0.00	102,125.08	0.00	129,000.10
30/06/2021	Closing Balance	2,687,502.00	0.00	0.00	129,000.10
<b>Investments - Volt Resources Limited</b>					
01/07/2020	Opening Balance	1,185,272.00	0.00	0.00	28,446.53
30/06/2021	Market Value Adjustment	0.00	13,037.99	0.00	41,484.52
30/06/2021	Closing Balance	1,185,272.00	0.00	0.00	41,484.52
<b>Investments - Wam Active Limited</b>					
01/07/2020	Opening Balance	65,000.00	0.00	0.00	58,500.00
15/04/2021	WAAOA/WAA Rights Exercise/Lapse	35,000.00	0.00	0.00	58,500.00
15/04/2021	WAAOA/WAA Rights Exercise/Lapse	0.00	38,500.00	0.00	97,000.00
30/06/2021	Market Value Adjustment	0.00	12,500.00	0.00	109,500.00
30/06/2021	Closing Balance	100,000.00	0.00	0.00	109,500.00
<b>Investments - West Wits Mining Limited</b>					
01/07/2020	Opening Balance	2,500,000.00	0.00	0.00	52,500.00

Date	Description	Quantity	Debits	Credits	Balance
30/06/2021	Market Value Adjustment	0.00	160,000.00	0.00	212,500.00
30/06/2021	Closing Balance	2,500,000.00	0.00	0.00	212,500.00
<b>Investments - Hotel Property Investments</b>					
01/07/2020	Opening Balance	80,375.00	0.00	0.00	233,087.50
30/06/2021	Market Value Adjustment	0.00	23,308.75	0.00	256,396.25
30/06/2021	Closing Balance	80,375.00	0.00	0.00	256,396.25
<b>Investments - Centuria Office REIT - Ordinary Units Fully Paid</b>					
01/07/2020	Opening Balance	30,800.00	0.00	0.00	62,216.00
30/06/2021	Market Value Adjustment	0.00	9,856.00	0.00	72,072.00
30/06/2021	Closing Balance	30,800.00	0.00	0.00	72,072.00
<b>Investments - Frame Futures Fund</b>					
01/07/2020	Opening Balance	30,588.33	0.00	0.00	28,251.38
30/06/2021	Market Value Adjustment	0.00	917.65	0.00	29,169.03
30/06/2021	Closing Balance	30,588.33	0.00	0.00	29,169.03
<b>Cash At Bank - Commonwealth Bank Of Australia 1569</b>					
01/07/2020	Opening Balance	0.00	0.00	0.00	4,409.70
10/08/2020	Centuria Metro	0.00	1,370.60	0.00	5,780.30
21/08/2020	ATO	0.00	3,201.33	0.00	8,981.63
21/08/2020	Ausena tax	0.00	0.00	5,745.00	3,236.63
01/09/2020	Buy MNB	0.00	0.00	3,019.95	216.68

Date	Description	Quantity	Debits	Credits	Balance
04/09/2020	HPI DST	0.00	5,496.60	0.00	5,713.28
09/09/2020	MCT	0.00	0.00	5,450.00	263.28
01/10/2020	Graceville	0.00	180,171.54	0.00	180,434.82
02/10/2020	SMSF Pension	0.00	0.00	158,166.00	22,268.82
07/10/2020	ING FNL DIV	0.00	212.66	0.00	22,481.48
14/10/2020	MLL shares	0.00	0.00	18,236.67	4,244.81
30/10/2020	Centuria Metropo	0.00	1,270.50	0.00	5,515.31
30/10/2020	WAM active ltd	0.00	1,950.00	0.00	7,465.31
13/11/2020	Transfer to xx7045 Netbank MEI Purchase	0.00	0.00	7,144.95	320.36
28/01/2021	Centuria Metropo	0.00	1,270.50	0.00	1,590.86
05/03/2021	HPI DST	0.00	5,439.94	0.00	7,030.80
13/03/2021	PAF DIV	0.00	300.00	0.00	7,330.80
08/04/2021	ING ITM DIV	0.00	238.05	0.00	7,568.85
19/04/2021	Transfer to xx7045 NetBank for QPM	0.00	0.00	1,000.00	6,568.85
29/04/2021	Centuria Metropo	0.00	1,270.50	0.00	7,839.35
28/05/2021	WAM active ltd	0.00	3,000.00	0.00	10,839.35
30/06/2021	Closing Balance	0.00	0.00	0.00	10,839.35
<b>Cash At Bank - Commonwealth Bank Of Australia 7045</b>					
01/07/2020	Opening Balance	0.00	0.00	0.00	59.90
11/08/2020	Commsec	0.00	50.10	0.00	110.00

Date	Description	Quantity	Debits	Credits	Balance
01/09/2020	Buy MNB	0.00	3,019.95	0.00	3,129.95
02/09/2020	Commsec	0.00	0.00	3,019.95	110.00
04/09/2020	HPI Dst	0.00	2,299.77	0.00	2,409.77
09/09/2020	Transfer For MCT	0.00	5,450.00	0.00	7,859.77
10/09/2020	Commsec	0.00	0.00	7,819.95	39.82
01/10/2020	MNF FNL DIV	0.00	495.36	0.00	535.18
14/10/2020	Commsec	0.00	0.00	18,236.67	17,701.49
14/10/2020	MLL shares	0.00	18,236.67	0.00	535.18
13/11/2020	MEI purchase	0.00	7,144.95	0.00	7,680.13
17/11/2020	Commsec	0.00	0.00	7,144.95	535.18
24/11/2020	Commsec	0.00	0.00	501.90	33.28
05/03/2021	HPI Dst	0.00	2,276.06	0.00	2,309.34
01/04/2021	MNF ITM DIV	0.00	454.08	0.00	2,763.42
06/04/2021	Commsec	0.00	72,724.88	0.00	75,488.30
07/04/2021	Transfer to other bank LKE options	0.00	0.00	14,285.70	61,202.60
15/04/2021	Morgans Financial WAA Options Morgan	0.00	0.00	38,500.00	22,702.60
19/04/2021	Transfer from xx1569 for QPM	0.00	1,000.00	0.00	23,702.60
20/04/2021	Commsec	0.00	0.00	23,029.95	672.65
06/05/2021	Commsec	0.00	210.36	0.00	883.01
30/06/2021	Closing Balance	0.00	0.00	0.00	883.01

Date	Description	Quantity	Debits	Credits	Balance
<b>Cash At Bank - ING Business Optimiser 3730</b>					
01/07/2020	Opening Balance	0.00	0.00	0.00	516.27
31/07/2020	Interest Credit	0.00	0.11	0.00	516.38
31/08/2020	Interest Credit	0.00	0.11	0.00	516.49
30/09/2020	Interest Credit	0.00	0.11	0.00	516.60
31/10/2020	Interest Credit	0.00	0.11	0.00	516.71
30/11/2020	Interest Credit	0.00	0.06	0.00	516.77
31/12/2020	Interest Credit	0.00	0.04	0.00	516.81
31/01/2021	Interest Credit	0.00	0.04	0.00	516.85
28/02/2021	Interest Credit	0.00	0.04	0.00	516.89
31/03/2021	Interest Credit	0.00	0.04	0.00	516.93
30/04/2021	Interest Credit	0.00	0.04	0.00	516.97
31/05/2021	Interest Credit	0.00	0.04	0.00	517.01
30/06/2021	Interest Credit	0.00	0.05	0.00	517.06
30/06/2021	Closing Balance	0.00	0.00	0.00	517.06
<b>Other Assets - Unsettled Trades / Acquisitions / Shares in Listed Companies / Lake Resources N.L.</b>					
01/07/2020	Opening Balance	0.00	0.00	0.00	0.00
07/04/2021	Transfer to other bank LKE options	0.00	0.00	14,285.70	14,285.70
07/04/2021	Transfer to other bank LKE options	0.00	14,285.70	0.00	0.00
30/06/2021	Closing Balance	0.00	0.00	0.00	0.00

Date	Description	Quantity	Debits	Credits	Balance
<b>Other Assets - Unsettled Trades / Acquisitions / Shares in Listed Companies / Magnetite Mines Limited.</b>					
01/07/2020	Opening Balance	0.00	0.00	0.00	0.00
04/05/2021	Listed Security Purchase	0.00	0.00	37,244.64	37,244.64
06/05/2021	Listed Security Purchase	0.00	37,244.64	0.00	0.00
30/06/2021	Closing Balance	0.00	0.00	0.00	0.00
<b>Other Assets - Unsettled Trades / Acquisitions / Shares in Listed Companies / Mali Lithium Limited</b>					
01/07/2020	Opening Balance	0.00	0.00	0.00	0.00
12/10/2020	Listed Security Purchase	0.00	0.00	18,236.67	18,236.67
14/10/2020	Listed Security Purchase	0.00	18,236.67	0.00	0.00
30/06/2021	Closing Balance	0.00	0.00	0.00	0.00
<b>Other Assets - Unsettled Trades / Acquisitions / Shares in Listed Companies / Metalicity Limited</b>					
01/07/2020	Opening Balance	0.00	0.00	0.00	0.00
10/08/2020	Listed Security Purchase	0.00	0.00	6,649.95	6,649.95
11/08/2020	Listed Security Purchase	0.00	6,649.95	0.00	0.00
08/09/2020	Listed Security Purchase	0.00	0.00	7,819.95	7,819.95
10/09/2020	Listed Security Purchase	0.00	7,819.95	0.00	0.00
20/11/2020	Listed Security Purchase	0.00	0.00	3,127.95	3,127.95
20/11/2020	Listed Security Purchase	0.00	2,626.05	0.00	501.90
24/11/2020	Listed Security Purchase	0.00	501.90	0.00	0.00
30/06/2021	Closing Balance	0.00	0.00	0.00	0.00



Date	Description	Quantity	Debits	Credits	Balance
<b>Other Assets - Unsettled Trades / Acquisitions / Shares in Listed Companies / Meteoric Resources NL</b>					
01/07/2020	Opening Balance	0.00	0.00	0.00	0.00
13/11/2020	Listed Security Purchase	0.00	0.00	7,144.95	7,144.95
17/11/2020	Listed Security Purchase	0.00	7,144.95	0.00	0.00
30/06/2021	Closing Balance	0.00	0.00	0.00	0.00
<b>Other Assets - Unsettled Trades / Acquisitions / Shares in Listed Companies / Minbos Resources Limited</b>					
01/07/2020	Opening Balance	0.00	0.00	0.00	0.00
31/08/2020	Listed Security Purchase	0.00	0.00	3,019.95	3,019.95
02/09/2020	Listed Security Purchase	0.00	3,019.95	0.00	0.00
30/06/2021	Closing Balance	0.00	0.00	0.00	0.00
<b>Other Assets - Unsettled Trades / Acquisitions / Shares in Listed Companies / Queensland Pacific Metals Limited</b>					
01/07/2020	Opening Balance	0.00	0.00	0.00	0.00
16/04/2021	Listed Security Purchase	0.00	0.00	23,029.95	23,029.95
20/04/2021	Listed Security Purchase	0.00	23,029.95	0.00	0.00
30/06/2021	Closing Balance	0.00	0.00	0.00	0.00
<b>Other Assets - Unsettled Trades / Acquisitions / Shares in Listed Companies / Wam Active Limited</b>					
01/07/2020	Opening Balance	0.00	0.00	0.00	0.00
15/04/2021	WAAOA/WAA Rights Exercise/Lapse	0.00	0.00	38,500.00	38,500.00
15/04/2021	WAAOA/WAA Rights Exercise/Lapse	0.00	38,500.00	0.00	0.00
30/06/2021	Closing Balance	0.00	0.00	0.00	0.00

Date	Description	Quantity	Debits	Credits	Balance
<b>Other Assets - Unsettled Trades / Disposals / Cash and Cash Equivalents / Commonwealth Bank Of Australia TD</b>					
01/07/2020	Opening Balance	0.00	0.00	0.00	0.00
01/10/2020	Paid - Term Deposit Redemption	0.00	0.00	178,264.84	178,264.84
01/10/2020	Term Deposit Redemption	0.00	178,264.84	0.00	0.00
30/06/2021	Closing Balance	0.00	0.00	0.00	0.00
<b>Other Assets - Unsettled Trades / Disposals / Shares in Listed Companies / Bardoc Gold Limited</b>					
01/07/2020	Opening Balance	0.00	0.00	0.00	0.00
07/08/2020	Listed Security Sale	0.00	6,700.05	0.00	6,700.05
11/08/2020	Listed Security Sale	0.00	0.00	50.10	6,649.95
11/08/2020	Listed Security Sale	0.00	0.00	6,649.95	0.00
30/06/2021	Closing Balance	0.00	0.00	0.00	0.00
<b>Other Assets - Unsettled Trades / Disposals / Shares in Listed Companies / Firefinch Limited</b>					
01/07/2020	Opening Balance	0.00	0.00	0.00	0.00
04/05/2021	Listed Security Sale	0.00	37,455.00	0.00	37,455.00
06/05/2021	Listed Security Sale	0.00	0.00	210.36	37,244.64
06/05/2021	Listed Security Sale	0.00	0.00	37,244.64	0.00
30/06/2021	Closing Balance	0.00	0.00	0.00	0.00
<b>Other Assets - Unsettled Trades / Disposals / Shares in Listed Companies / Gascoyne Resources Limited</b>					
01/07/2020	Opening Balance	0.00	0.00	0.00	0.00
20/11/2020	Listed Security Sale	0.00	0.00	2,626.05	2,626.05

Date	Description	Quantity	Debits	Credits	Balance
20/11/2020	Listed Security Sale	0.00	2,626.05	0.00	0.00
30/06/2021	Closing Balance	0.00	0.00	0.00	0.00
<b>Other Assets - Unsettled Trades / Disposals / Shares in Listed Companies / MNF Group Limited</b>					
01/07/2020	Opening Balance	0.00	0.00	0.00	0.00
06/04/2021	Commsec	0.00	0.00	72,724.88	72,724.88
06/04/2021	Commsec	0.00	72,724.88	0.00	0.00
30/06/2021	Closing Balance	0.00	0.00	0.00	0.00
<b>Other Assets - Receivables / Investment Income Receivable / Distributions / Stapled Securities / Hotel Property Investments</b>					
01/07/2020	Opening Balance	0.00	0.00	0.00	0.00
30/12/2020	HPI AUD DRP 1% DISC	0.00	7,716.00	0.00	7,716.00
05/03/2021	HPI AUD DRP 1% DISC	0.00	0.00	2,276.06	5,439.94
05/03/2021	HPI AUD DRP 1% DISC	0.00	0.00	5,439.94	0.00
29/06/2021	HPI AUD DRP 1% DISC	0.00	5,496.60	0.00	5,496.60
30/06/2021	Closing Balance	0.00	0.00	0.00	5,496.60
<b>Other Assets - Receivables / Investment Income Receivable / Distributions / Units In Listed Unit Trusts / Centuria Office REIT - Ordinary Units Fully Paid</b>					
01/07/2020	Opening Balance	0.00	0.00	0.00	0.00
29/09/2020	COF AUD DRP SUSP	0.00	1,270.50	0.00	1,270.50
30/10/2020	COF AUD DRP SUSP	0.00	0.00	1,270.50	0.00
30/12/2020	COF AUD DRP SUSP	0.00	1,270.50	0.00	1,270.50
28/01/2021	COF AUD DRP SUSP	0.00	0.00	1,270.50	0.00

Date	Description	Quantity	Debits	Credits	Balance
30/03/2021	COF AUD DRP SUSP	0.00	1,270.50	0.00	1,270.50
29/04/2021	COF AUD DRP SUSP	0.00	0.00	1,270.50	0.00
29/06/2021	COF AUD DRP SUSP	0.00	1,270.50	0.00	1,270.50
30/06/2021	Closing Balance	0.00	0.00	0.00	1,270.50
<b>Other Assets - Receivables / Investment Income Receivable / Dividends / Shares in Listed Companies / Inghams Group Limited</b>					
01/07/2020	Opening Balance	0.00	0.00	0.00	0.00
07/10/2020	ING AUD 0.067 FRANKED, 30% CTR	0.00	0.00	212.66	212.66
07/10/2020	ING AUD 0.067 FRANKED, 30% CTR	0.00	212.66	0.00	0.00
08/04/2021	ING AUD 0.075 FRANKED, 30% CTR	0.00	0.00	238.05	238.05
08/04/2021	ING AUD 0.075 FRANKED, 30% CTR	0.00	238.05	0.00	0.00
30/06/2021	Closing Balance	0.00	0.00	0.00	0.00
<b>Other Assets - Receivables / Investment Income Receivable / Dividends / Shares in Listed Companies / MNF Group Limited</b>					
01/07/2020	Opening Balance	0.00	0.00	0.00	0.00
01/10/2020	MNF AUD 0.036 FRANKED, 30% CTR, DRP 5% DISC	0.00	0.00	495.36	495.36
01/10/2020	MNF AUD 0.036 FRANKED, 30% CTR, DRP 5% DISC	0.00	495.36	0.00	0.00
01/04/2021	MNF AUD 0.033 FRANKED, 30% CTR, DRP SUSP	0.00	0.00	454.08	454.08
01/04/2021	MNF AUD 0.033 FRANKED, 30% CTR, DRP SUSP	0.00	454.08	0.00	0.00
30/06/2021	Closing Balance	0.00	0.00	0.00	0.00

Date	Description	Quantity	Debits	Credits	Balance
<b>Other Assets - Receivables / Investment Income Receivable / Dividends / Shares in Listed Companies / Pm Capital Asian Opportunities Fund Limited</b>					
01/07/2020	Opening Balance	0.00	0.00	0.00	0.00
13/03/2021	PAF AUD 0.015 FRANKED, 30% CTR, DRP NIL DISC	0.00	0.00	300.00	300.00
25/03/2021	PAF AUD 0.015 FRANKED, 30% CTR, DRP NIL DISC	0.00	300.00	0.00	0.00
30/06/2021	Closing Balance	0.00	0.00	0.00	0.00
<b>Other Assets - Receivables / Investment Income Receivable / Dividends / Shares in Listed Companies / Wam Active Limited</b>					
01/07/2020	Opening Balance	0.00	0.00	0.00	0.00
30/10/2020	WAA AUD 0.03 FRANKED, 30% CTR, DRP NIL DISC	0.00	0.00	1,950.00	1,950.00
30/10/2020	WAA AUD 0.03 FRANKED, 30% CTR, DRP NIL DISC	0.00	1,950.00	0.00	0.00
28/05/2021	WAA AUD 0.03 FRANKED, 30% CTR, DRP 2.5% DISC	0.00	0.00	3,000.00	3,000.00
28/05/2021	WAA AUD 0.03 FRANKED, 30% CTR, DRP 2.5% DISC	0.00	3,000.00	0.00	0.00
30/06/2021	Closing Balance	0.00	0.00	0.00	0.00
<b>Other Assets - Receivables / Investment Income Receivable / Interest / Cash and Cash Equivalents / Commonwealth Bank Of Australia TD</b>					
01/07/2020	Opening Balance	0.00	0.00	0.00	0.00
26/09/2020	Investment Income	0.00	1,906.70	0.00	1,906.70
01/10/2020	Investment Income	0.00	0.00	1,906.70	0.00
30/06/2021	Closing Balance	0.00	0.00	0.00	0.00

Date	Description	Quantity	Debits	Credits	Balance
<b>Other Assets - Receivables / Investment Income Receivable / Interest / Cash At Bank / ING Business Optimiser 3730</b>					
01/07/2020	Opening Balance	0.00	0.00	0.00	0.00
31/07/2020	Interest Credit	0.00	0.00	0.11	0.11
31/07/2020	Interest Credit	0.00	0.11	0.00	0.00
31/08/2020	Interest Credit	0.00	0.00	0.11	0.11
31/08/2020	Interest Credit	0.00	0.11	0.00	0.00
30/09/2020	Interest Credit	0.00	0.00	0.11	0.11
30/09/2020	Interest Credit	0.00	0.11	0.00	0.00
31/10/2020	Interest Credit	0.00	0.00	0.11	0.11
31/10/2020	Interest Credit	0.00	0.11	0.00	0.00
30/11/2020	Interest Credit	0.00	0.00	0.06	0.06
30/11/2020	Interest Credit	0.00	0.06	0.00	0.00
31/12/2020	Interest Credit	0.00	0.00	0.04	0.04
31/12/2020	Interest Credit	0.00	0.04	0.00	0.00
31/01/2021	Interest Credit	0.00	0.00	0.04	0.04
31/01/2021	Interest Credit	0.00	0.04	0.00	0.00
28/02/2021	Interest Credit	0.00	0.00	0.04	0.04
28/02/2021	Interest Credit	0.00	0.04	0.00	0.00
31/03/2021	Interest Credit	0.00	0.00	0.04	0.04
31/03/2021	Interest Credit	0.00	0.04	0.00	0.00

Date	Description	Quantity	Debits	Credits	Balance
30/04/2021	Interest Credit	0.00	0.00	0.04	0.04
30/04/2021	Interest Credit	0.00	0.04	0.00	0.00
31/05/2021	Interest Credit	0.00	0.00	0.04	0.04
31/05/2021	Interest Credit	0.00	0.04	0.00	0.00
30/06/2021	Interest Credit	0.00	0.00	0.05	0.05
30/06/2021	Interest Credit	0.00	0.05	0.00	0.00
30/06/2021	Closing Balance	0.00	0.00	0.00	0.00
<b>Other Assets - Receivables / Sundry Debtors / Sundry</b>					
01/07/2020	Opening Balance	0.00	0.00	0.00	9,166.97
10/08/2020	Sundry Debtors	0.00	0.00	1,370.60	7,796.37
04/09/2020	Sundry Debtors	0.00	0.00	2,299.77	5,496.60
04/09/2020	Sundry Debtors	0.00	0.00	5,496.60	0.00
30/06/2021	Closing Balance	0.00	0.00	0.00	0.00
<b>Other Assets - Current Tax Assets / Income Tax Payable</b>					
01/07/2020	Opening Balance	0.00	0.00	0.00	5,250.85
21/08/2020	ATO	0.00	0.00	3,460.33	1,790.52
30/06/2021	Closing Balance	0.00	0.00	0.00	1,790.52
<b>Other Assets - Current Tax Assets / Shares in Listed Companies / Inghams Group Limited</b>					
01/07/2020	Opening Balance	0.00	0.00	0.00	0.00
07/10/2020	ING AUD 0.067 FRANKED, 30% CTR	0.00	91.14	0.00	91.14

Date	Description	Quantity	Debits	Credits	Balance
08/04/2021	ING AUD 0.075 FRANKED, 30% CTR	0.00	102.02	0.00	193.16
30/06/2021	Closing Balance	0.00	0.00	0.00	193.16
<b>Other Assets - Current Tax Assets / Shares in Listed Companies / MNF Group Limited</b>					
01/07/2020	Opening Balance	0.00	0.00	0.00	0.00
01/10/2020	MNF AUD 0.036 FRANKED, 30% CTR, DRP 5% DISC	0.00	212.30	0.00	212.30
01/04/2021	MNF AUD 0.033 FRANKED, 30% CTR, DRP SUSP	0.00	194.61	0.00	406.91
30/06/2021	Closing Balance	0.00	0.00	0.00	406.91
<b>Other Assets - Current Tax Assets / Shares in Listed Companies / Pm Capital Asian Opportunities Fund Limited</b>					
01/07/2020	Opening Balance	0.00	0.00	0.00	0.00
25/03/2021	PAF AUD 0.015 FRANKED, 30% CTR, DRP NIL DISC	0.00	128.57	0.00	128.57
30/06/2021	Closing Balance	0.00	0.00	0.00	128.57
<b>Other Assets - Current Tax Assets / Shares in Listed Companies / Wam Active Limited</b>					
01/07/2020	Opening Balance	0.00	0.00	0.00	0.00
30/10/2020	WAA AUD 0.03 FRANKED, 30% CTR, DRP NIL DISC	0.00	835.71	0.00	835.71
28/05/2021	WAA AUD 0.03 FRANKED, 30% CTR, DRP 2.5% DISC	0.00	1,285.71	0.00	2,121.42
30/06/2021	Closing Balance	0.00	0.00	0.00	2,121.42
<b>Other Creditors and Accruals / Sundry</b>					
01/07/2020	Opening Balance	0.00	0.00	0.00	11,749.00



Date	Description	Quantity	Debits	Credits	Balance
21/08/2020	Sundry Creditors	0.00	5,745.00	0.00	6,004.00
30/06/2021	Closing Balance	0.00	0.00	0.00	6,004.00
<b>Income Tax Suspense</b>					
01/07/2020	Opening Balance	0.00	0.00	0.00	0.00
21/08/2020	ATO	0.00	0.00	3,201.33	3,201.33
21/08/2020	ATO	0.00	3,201.33	0.00	0.00
30/06/2021	Closing Balance	0.00	0.00	0.00	0.00
<b>Fund Suspense / Commonwealth Bank Of Australia 1569</b>					
01/07/2020	Opening Balance	0.00	0.00	0.00	0.00
10/08/2020	Centuria Metropo	0.00	0.00	1,370.60	1,370.60
10/08/2020	Centuria Metropo	0.00	1,370.60	0.00	0.00
21/08/2020	ATO	0.00	0.00	3,201.33	3,201.33
21/08/2020	ATO	0.00	3,201.33	0.00	0.00
21/08/2020	Ausena tax	0.00	0.00	5,745.00	5,745.00
21/08/2020	Ausena tax	0.00	5,745.00	0.00	0.00
01/09/2020	Buy MNB	0.00	0.00	3,019.95	3,019.95
01/09/2020	Buy MNB	0.00	3,019.95	0.00	0.00
04/09/2020	HPI DST	0.00	0.00	5,496.60	5,496.60
04/09/2020	HPI DST	0.00	5,496.60	0.00	0.00
09/09/2020	MCT	0.00	0.00	5,450.00	5,450.00

Date	Description	Quantity	Debits	Credits	Balance
09/09/2020	MCT	0.00	5,450.00	0.00	0.00
01/10/2020	Graceville	0.00	0.00	180,171.54	180,171.54
01/10/2020	Graceville	0.00	1,906.70	0.00	178,264.84
01/10/2020	Graceville	0.00	178,264.84	0.00	0.00
02/10/2020	SMSF Pension	0.00	0.00	158,166.00	158,166.00
02/10/2020	SMSF Pension	0.00	158,166.00	0.00	0.00
07/10/2020	ING FNL DIV	0.00	0.00	212.66	212.66
07/10/2020	ING FNL DIV	0.00	212.66	0.00	0.00
14/10/2020	MLL shares	0.00	0.00	18,236.67	18,236.67
14/10/2020	MLL shares	0.00	18,236.67	0.00	0.00
30/10/2020	Centuria Metropo	0.00	0.00	1,270.50	1,270.50
30/10/2020	Centuria Metropo	0.00	1,270.50	0.00	0.00
30/10/2020	WAM active ltd	0.00	0.00	1,950.00	1,950.00
30/10/2020	WAM active ltd	0.00	1,950.00	0.00	0.00
13/11/2020	Transfer to xx7045 Netbank MEI Purchase	0.00	0.00	7,144.95	7,144.95
13/11/2020	Transfer to xx7045 Netbank MEI Purchase	0.00	7,144.95	0.00	0.00
28/01/2021	Centuria Metropo	0.00	0.00	1,270.50	1,270.50
28/01/2021	Centuria Metropo	0.00	1,270.50	0.00	0.00
05/03/2021	HPI DST	0.00	0.00	5,439.94	5,439.94
05/03/2021	HPI DST	0.00	5,439.94	0.00	0.00

Date	Description	Quantity	Debits	Credits	Balance
13/03/2021	PAF DIV	0.00	0.00	300.00	300.00
13/03/2021	PAF DIV	0.00	300.00	0.00	0.00
08/04/2021	ING ITM DIV	0.00	0.00	238.05	238.05
08/04/2021	ING ITM DIV	0.00	238.05	0.00	0.00
19/04/2021	Transfer to xx7045 NetBank for QPM	0.00	0.00	1,000.00	1,000.00
19/04/2021	Transfer to xx7045 NetBank for QPM	0.00	1,000.00	0.00	0.00
29/04/2021	Centuria Metro	0.00	0.00	1,270.50	1,270.50
29/04/2021	Centuria Metro	0.00	1,270.50	0.00	0.00
28/05/2021	WAM active ltd	0.00	0.00	3,000.00	3,000.00
28/05/2021	WAM active ltd	0.00	3,000.00	0.00	0.00
30/06/2021	Closing Balance	0.00	0.00	0.00	0.00
<b>Fund Suspense / Commonwealth Bank Of Australia 7045</b>					
01/07/2020	Opening Balance	0.00	0.00	0.00	0.00
11/08/2020	Commsec	0.00	0.00	50.10	50.10
11/08/2020	Commsec	0.00	50.10	0.00	0.00
01/09/2020	Buy MNB	0.00	0.00	3,019.95	3,019.95
01/09/2020	Buy MNB	0.00	3,019.95	0.00	0.00
02/09/2020	Commsec	0.00	0.00	3,019.95	3,019.95
02/09/2020	Commsec	0.00	3,019.95	0.00	0.00
04/09/2020	HPI Dst	0.00	0.00	2,299.77	2,299.77

Date	Description	Quantity	Debits	Credits	Balance
04/09/2020	HPI Dst	0.00	2,299.77	0.00	0.00
09/09/2020	Transfer For MCT	0.00	0.00	5,450.00	5,450.00
09/09/2020	Transfer For MCT	0.00	5,450.00	0.00	0.00
10/09/2020	Commsec	0.00	0.00	7,819.95	7,819.95
10/09/2020	Commsec	0.00	7,819.95	0.00	0.00
01/10/2020	MNF FNL DIV	0.00	0.00	495.36	495.36
01/10/2020	MNF FNL DIV	0.00	495.36	0.00	0.00
14/10/2020	Commsec	0.00	0.00	18,236.67	18,236.67
14/10/2020	Commsec	0.00	18,236.67	0.00	0.00
14/10/2020	MLL shares	0.00	0.00	18,236.67	18,236.67
14/10/2020	MLL shares	0.00	18,236.67	0.00	0.00
13/11/2020	MEI purchase	0.00	0.00	7,144.95	7,144.95
13/11/2020	MEI purchase	0.00	7,144.95	0.00	0.00
17/11/2020	Commsec	0.00	0.00	7,144.95	7,144.95
17/11/2020	Commsec	0.00	7,144.95	0.00	0.00
24/11/2020	Commsec	0.00	0.00	501.90	501.90
24/11/2020	Commsec	0.00	501.90	0.00	0.00
05/03/2021	HPI Dst	0.00	0.00	2,276.06	2,276.06
05/03/2021	HPI Dst	0.00	2,276.06	0.00	0.00
01/04/2021	MNF ITM DIV	0.00	0.00	454.08	454.08

Date	Description	Quantity	Debits	Credits	Balance
01/04/2021	MNF ITM DIV	0.00	454.08	0.00	0.00
06/04/2021	Commsec	0.00	0.00	72,724.88	72,724.88
06/04/2021	Commsec	0.00	72,724.88	0.00	0.00
07/04/2021	Transfer to other bank LKE options	0.00	0.00	14,285.70	14,285.70
07/04/2021	Transfer to other bank LKE options	0.00	14,285.70	0.00	0.00
15/04/2021	Morgans Financial WAA Options Morgan	0.00	0.00	38,500.00	38,500.00
15/04/2021	Morgans Financial WAA Options Morgan	0.00	38,500.00	0.00	0.00
19/04/2021	Transfer from xx1569 for QPM	0.00	0.00	1,000.00	1,000.00
19/04/2021	Transfer from xx1569 for QPM	0.00	1,000.00	0.00	0.00
20/04/2021	Commsec	0.00	0.00	23,029.95	23,029.95
20/04/2021	Commsec	0.00	23,029.95	0.00	0.00
06/05/2021	Commsec	0.00	0.00	210.36	210.36
06/05/2021	Commsec	0.00	210.36	0.00	0.00
30/06/2021	Closing Balance	0.00	0.00	0.00	0.00
<b>Fund Suspense / ING Business Optimiser 3730</b>					
01/07/2020	Opening Balance	0.00	0.00	0.00	0.00
31/07/2020	Interest Credit	0.00	0.00	0.11	0.11
31/07/2020	Interest Credit	0.00	0.11	0.00	0.00
31/08/2020	Interest Credit	0.00	0.00	0.11	0.11
31/08/2020	Interest Credit	0.00	0.11	0.00	0.00

Date	Description	Quantity	Debits	Credits	Balance
30/09/2020	Interest Credit	0.00	0.00	0.11	0.11
30/09/2020	Interest Credit	0.00	0.11	0.00	0.00
31/10/2020	Interest Credit	0.00	0.00	0.11	0.11
31/10/2020	Interest Credit	0.00	0.11	0.00	0.00
30/11/2020	Interest Credit	0.00	0.00	0.06	0.06
30/11/2020	Interest Credit	0.00	0.06	0.00	0.00
31/12/2020	Interest Credit	0.00	0.00	0.04	0.04
31/12/2020	Interest Credit	0.00	0.04	0.00	0.00
31/01/2021	Interest Credit	0.00	0.00	0.04	0.04
31/01/2021	Interest Credit	0.00	0.04	0.00	0.00
28/02/2021	Interest Credit	0.00	0.00	0.04	0.04
28/02/2021	Interest Credit	0.00	0.04	0.00	0.00
31/03/2021	Interest Credit	0.00	0.00	0.04	0.04
31/03/2021	Interest Credit	0.00	0.04	0.00	0.00
30/04/2021	Interest Credit	0.00	0.00	0.04	0.04
30/04/2021	Interest Credit	0.00	0.04	0.00	0.00
31/05/2021	Interest Credit	0.00	0.00	0.04	0.04
31/05/2021	Interest Credit	0.00	0.04	0.00	0.00
30/06/2021	Interest Credit	0.00	0.00	0.05	0.05
30/06/2021	Interest Credit	0.00	0.05	0.00	0.00

Date	Description	Quantity	Debits	Credits	Balance
30/06/2021	Closing Balance	0.00	0.00	0.00	0.00
<b>Member Entitlement Accounts / Mr Graeme Cannell / Account Based Pension (100% Tax Free)</b>					
01/07/2020	Opening Balance	0.00	0.00	0.00	240,895.25
02/10/2020	Pension Drawdown - Gross	0.00	6,020.00	0.00	234,875.25
30/06/2021	Investment Profit or Loss	0.00	0.00	134,438.37	369,313.62
30/06/2021	Closing Balance	0.00	0.00	0.00	369,313.62
<b>Member Entitlement Accounts / Mr Graeme Cannell / Account Based Pension (89.71% Tax Free)</b>					
01/07/2020	Opening Balance	0.00	0.00	0.00	705,655.74
02/10/2020	Pension Drawdown - Gross	0.00	73,063.00	0.00	632,592.74
30/06/2021	Investment Profit or Loss	0.00	0.00	370,321.80	1,002,914.54
30/06/2021	Closing Balance	0.00	0.00	0.00	1,002,914.54
<b>Member Entitlement Accounts / Account Based Pension (100% Tax Free)</b>					
01/07/2020	Opening Balance	0.00	0.00	0.00	240,870.76
02/10/2020	Pension Drawdown - Gross	0.00	6,020.00	0.00	234,850.76
30/06/2021	Investment Profit or Loss	0.00	0.00	134,424.42	369,275.18
30/06/2021	Closing Balance	0.00	0.00	0.00	369,275.18
<b>Member Entitlement Accounts / Account Based Pension (78.42% Tax Free)</b>					
01/07/2020	Opening Balance	0.00	0.00	0.00	636,629.20
02/10/2020	Pension Drawdown - Gross	0.00	73,063.00	0.00	563,566.20
30/06/2021	Investment Profit or Loss	0.00	0.00	331,068.52	894,634.72

Date	Description	Quantity	Debits	Credits	Balance
30/06/2021	Closing Balance	0.00	0.00	0.00	894,634.72



## Prior Year Documents

[2019 Accounting & Audit invoice - \\$5745.pdf](#)

[2020 Audit Fee.pdf](#)

[2020 Financial Statements and Annual Return.pdf](#)

## Additional Documents

[ATO ICA.pdf](#)

[ATO ITA.pdf](#)

# Self-managed superannuation fund annual return

# 2021

## Who should complete this annual return?

Only self-managed superannuation funds (SMSFs) can complete this annual return. All other funds must complete the *Fund income tax return 2021* (NAT 71287).

! The *Self-managed superannuation fund annual return instructions 2021* (NAT 71606) (the instructions) can assist you to complete this annual return.

— The SMSF annual return cannot be used to notify us of a change in fund membership. You must update fund details via [ABR.gov.au](http://ABR.gov.au) or complete the Change of details for superannuation entities form (NAT 3036).

## To complete this annual return

- Print clearly, using a BLACK pen only.
- Use BLOCK LETTERS and print one character per box.

S M I T H S T

- Place X in ALL applicable boxes.

➤ Postal address for annual returns:

**Australian Taxation Office**  
GPO Box 9845  
[insert the name and postcode  
of your capital city]

## Section A: Fund information

1 **Tax file number (TFN)**

! The ATO is authorised by law to request your TFN. You are not obliged to quote your TFN but not quoting it could increase the chance of delay or error in processing your annual return. See the Privacy note in the Declaration.

➤ To assist processing, write the fund's TFN at the top of pages 3, 5, 7 and 9.

2 **Name of self-managed superannuation fund (SMSF)**

Glenwood Superannuation Fund

3 **Australian business number (ABN)** (if applicable)

4 **Current postal address**

PO Box 230

Suburb/town

Glen Osmond

State/territory

SA

Postcode

5064

5 **Annual return status**

Is this an amendment to the SMSF's 2021 return?

A No  Yes

Is this the first required return for a newly registered SMSF?

B No  Yes

Fund's tax file number (TFN) \*\*\*\*\*

**6 SMSF auditor**

Auditor's name

Title: MR

Family name

Boys

First given name

Anthony

Other given names

SMSF Auditor Number

100014140

Auditor's phone number

04

10702708

Postal address

PO Box 3376

Suburb/town

Rundle Mall

State/territory

SA

Postcode

5000

Date audit was completed

A

Day Month Year

Was Part A of the audit report qualified?

B No  Yes 

Was Part B of the audit report qualified?

C No  Yes 

If Part B of the audit report was qualified, have the reported issues been rectified?

D No  Yes **7 Electronic funds transfer (EFT)**

We need your self-managed super fund's financial institution details to pay any super payments and tax refunds owing to you.

**A Fund's financial institution account details**

This account is used for super contributions and rollovers. Do not provide a tax agent account here.

Fund BSB number 064111

Fund account number 10131569

Fund account name

Lynne Cannell &amp; Graeme Cannell ATF Glenwood Superannuation Fund

I would like my tax refunds made to this account.  Go to C.**B Financial institution account details for tax refunds**

This account is used for tax refunds. You can provide a tax agent account here.

BSB number

Account number

Account name

**C Electronic service address alias**

Provide the electronic service address alias (ESA) issued by your SMSF messaging provider. (For example, SMSFdataESAAlias). See instructions for more information.

smsfdataflow

Fund's tax file number (TFN) 

- 8 Status of SMSF** Australian superannuation fund **A** No  Yes  Fund benefit structure **B**  Code
- Does the fund trust deed allow acceptance of the Government's Super Co-contribution and Low Income Super Amounts? **C** No  Yes

**9 Was the fund wound up during the income year?**

No  Yes  If yes, provide the date on which the fund was wound up  Day Month Year Have all tax lodgment and payment obligations been met? No  Yes

**10 Exempt current pension income**

Did the fund pay retirement phase superannuation income stream benefits to one or more members in the income year?

To claim a tax exemption for current pension income, you must pay at least the minimum benefit payment under the law. Record exempt current pension income at Label **A**.

No  Go to Section B: Income.

Yes  Exempt current pension income amount **A** \$ .00

Which method did you use to calculate your exempt current pension income?

Segregated assets method **B**

Unsegregated assets method **C**  Was an actuarial certificate obtained? **D** Yes

Did the fund have any other income that was assessable?

**E** Yes  Go to Section B: Income.

No  Choosing 'No' means that you do not have any assessable income, including no-TFN quoted contributions. Go to Section C: Deductions and non-deductible expenses. (Do **not** complete Section B: Income.)

If you are entitled to claim any tax offsets, you can list these at Section D: Income tax calculation statement.

Fund's tax file number (TFN)

## Section B: Income

**Do not complete this section** if all superannuation interests in the SMSF were supporting superannuation income streams in the retirement phase for the **entire year**, there was **no** other income that was assessable, and you **have not** realised a deferred notional gain. If you are entitled to claim any tax offsets, you can record these at Section D: Income tax calculation statement.

### 11 Income

Did you have a capital gains tax (CGT) event during the year? **G** No  Yes

If the total capital loss or total capital gain is greater than \$10,000 or you elected to use the transitional CGT relief in 2017 and the deferred notional gain has been realised, complete and attach a *Capital gains tax (CGT) schedule 2021*.

Have you applied an exemption or rollover? **M** No  Yes

Code

Net capital gain **A** \$  -00

Gross rent and other leasing and hiring income **B** \$  -00

Gross interest **C** \$  -00

Forestry managed investment scheme income **X** \$  -00

Gross foreign income	<b>D1</b> \$ <input type="text" value=""/> -00	Net foreign income	<b>D</b> \$ <input type="text" value=""/> -00	Loss <input type="checkbox"/>
----------------------	--	--------------------	---	-------------------------------

Australian franking credits from a New Zealand company **E** \$  -00

Transfers from foreign funds **F** \$  -00 Number

Gross payments where ABN not quoted **H** \$  -00

Calculation of assessable contributions	
Assessable employer contributions	<b>R1</b> \$ <input type="text" value=""/> -00
plus Assessable personal contributions	<b>R2</b> \$ <input type="text" value=""/> -00
plus <small>**No-TFN-quoted contributions</small>	<b>R3</b> \$ <input type="text" value="0"/> -00 <small>(an amount must be included even if it is zero)</small>
less Transfer of liability to life insurance company or PST	<b>R6</b> \$ <input type="text" value=""/> -00

Gross distribution from partnerships **I** \$  -00

\*Unfranked dividend amount **J** \$  -00

\*Franked dividend amount **K** \$  -00

\*Dividend franking credit **L** \$  -00

\*Gross trust distributions **M** \$  -00

**Assessable contributions (R1 plus R2 plus R3 less R6)** **R** \$  -00

Calculation of non-arm's length income	
*Net non-arm's length private company dividends	<b>U1</b> \$ <input type="text" value=""/> -00
plus *Net non-arm's length trust distributions	<b>U2</b> \$ <input type="text" value=""/> -00
plus *Net other non-arm's length income	<b>U3</b> \$ <input type="text" value=""/> -00

\*Other income **S** \$  -00

\*Assessable income due to changed tax status of fund **T** \$  -00

**Net non-arm's length income (subject to 45% tax rate) (U1 plus U2 plus U3)** **U** \$  -00

#This is a mandatory label.  
\*If an amount is entered at this label, check the instructions to ensure the correct tax treatment has been applied.

**GROSS INCOME (Sum of labels A to U)** **W** \$  -00 Loss

Exempt current pension income **Y** \$  -00

**TOTAL ASSESSABLE INCOME (W less Y)** **V** \$  -00 Loss

Fund's tax file number (TFN)

## Section C: Deductions and non-deductible expenses

### 12 Deductions and non-deductible expenses

Under 'Deductions' list all expenses and allowances you are entitled to claim a deduction for. Under 'Non-deductible expenses', list all other expenses or normally allowable deductions that you cannot claim as a deduction (for example, all expenses related to exempt current pension income should be recorded in the 'Non-deductible expenses' column).

DEDUCTIONS		NON-DEDUCTIBLE EXPENSES	
Interest expenses within Australia	<b>A1</b> \$ <input type="text" value="0"/> -00	<b>A2</b> \$ <input type="text" value="0"/> -00	
Interest expenses overseas	<b>B1</b> \$ <input type="text" value="0"/> -00	<b>B2</b> \$ <input type="text" value="0"/> -00	
Capital works expenditure	<b>D1</b> \$ <input type="text" value="0"/> -00	<b>D2</b> \$ <input type="text" value="0"/> -00	
Decline in value of depreciating assets	<b>E1</b> \$ <input type="text" value="0"/> -00	<b>E2</b> \$ <input type="text" value="0"/> -00	
Insurance premiums – members	<b>F1</b> \$ <input type="text" value="0"/> -00	<b>F2</b> \$ <input type="text" value="0"/> -00	
SMSF auditor fee	<b>H1</b> \$ <input type="text" value="0"/> -00	<b>H2</b> \$ <input type="text" value="0"/> -00	
Investment expenses	<b>I1</b> \$ <input type="text" value="0"/> -00	<b>I2</b> \$ <input type="text" value="0"/> -00	
Management and administration expenses	<b>J1</b> \$ <input type="text" value="0"/> -00	<b>J2</b> \$ <input type="text" value="0"/> -00	
Forestry managed investment scheme expense	<b>U1</b> \$ <input type="text" value="0"/> -00	<b>U2</b> \$ <input type="text" value="0"/> -00	
Other amounts	<b>L1</b> \$ <input type="text" value="0"/> -00	<b>L2</b> \$ <input type="text" value="259"/> -00	Code <input type="text" value="0"/>
Tax losses deducted	<b>M1</b> \$ <input type="text" value="0"/> -00		

**TOTAL DEDUCTIONS**  
**N** \$ -00  
 (Total **A1** to **M1**)

**TOTAL NON-DEDUCTIBLE EXPENSES**  
**Y** \$ -00  
 (Total **A2** to **L2**)

**#TAXABLE INCOME OR LOSS**  
**O** \$ -00  Loss  
 (TOTAL ASSESSABLE INCOME less TOTAL DEDUCTIONS)

**TOTAL SMSF EXPENSES**  
**Z** \$ -00  
 (N plus Y)

#This is a mandatory label.

Fund's tax file number (TFN) \*\*\*\*\*

## Section D: Income tax calculation statement

**#Important:**

Section B label **R3**, Section C label **O** and Section D labels **A, T1, J, T5** and **I** are mandatory. If you leave these labels blank, you will have specified a zero amount.

### 13 Calculation statement

Please refer to the *Self-managed superannuation fund annual return instructions 2021* on how to complete the calculation statement.

#Taxable income	<b>A</b>	\$	<input type="text" value="0"/>	<b>-00</b>
<i>(an amount must be included even if it is zero)</i>				
#Tax on taxable income	<b>T1</b>	\$	<input type="text" value="0"/>	
<i>(an amount must be included even if it is zero)</i>				
#Tax on no-TFN-quoted contributions	<b>J</b>	\$	<input type="text" value="0"/>	
<i>(an amount must be included even if it is zero)</i>				

Gross tax **B** \$   
*(T1 plus J)*

Foreign income tax offset	<b>C1</b>	\$	<input type="text" value="0"/>	
Rebates and tax offsets	<b>C2</b>	\$	<input type="text"/>	
Non-refundable non-carry forward tax offsets	<b>C</b>	\$	<input type="text" value="0"/>	
<i>(C1 plus C2)</i>				

SUBTOTAL 1  
**T2** \$   
*(B less C – cannot be less than zero)*

Early stage venture capital limited partnership tax offset	<b>D1</b>	\$	<input type="text" value="0"/>	
Early stage venture capital limited partnership tax offset carried forward from previous year	<b>D2</b>	\$	<input type="text" value="0"/>	
Early stage investor tax offset	<b>D3</b>	\$	<input type="text" value="0"/>	
Early stage investor tax offset carried forward from previous year	<b>D4</b>	\$	<input type="text" value="0"/>	
Non-refundable carry forward tax offsets	<b>D</b>	\$	<input type="text" value="0"/>	
<i>(D1 plus D2 plus D3 plus D4)</i>				

SUBTOTAL 2  
**T3** \$   
*(T2 less D – cannot be less than zero)*

Complying fund's franking credits tax offset	<b>E1</b>	\$	<input type="text" value="2850.06"/>	
No-TFN tax offset	<b>E2</b>	\$	<input type="text"/>	
National rental affordability scheme tax offset	<b>E3</b>	\$	<input type="text"/>	
Exploration credit tax offset	<b>E4</b>	\$	<input type="text"/>	
Refundable tax offsets	<b>E</b>	\$	<input type="text" value="2850.06"/>	
<i>(E1 plus E2 plus E3 plus E4)</i>				

#TAX PAYABLE **T5** \$   
*(T3 less E – cannot be less than zero)*

Section 102AAM interest charge  
**G** \$



Fund's tax file number (TFN)

Credit for interest on early payments – amount of interest	<b>H1 \$</b> <input type="text"/>
Credit for tax withheld – foreign resident withholding (excluding capital gains)	<b>H2 \$</b> <input type="text" value="0"/>
Credit for tax withheld – where ABN or TFN not quoted (non-individual)	<b>H3 \$</b> <input type="text" value="0"/>
Credit for TFN amounts withheld from payments from closely held trusts	<b>H5 \$</b> <input type="text"/>
Credit for interest on no-TFN tax offset	<b>H6 \$</b> <input type="text"/>
Credit for foreign resident capital gains withholding amounts	<b>H8 \$</b> <input type="text"/>
<b>Eligible credits</b>	<b>H \$</b> <input type="text" value="0"/>
	<i>(H1 plus H2 plus H3 plus H5 plus H6 plus H8)</i>

<b>#Tax offset refunds</b> (Remainder of refundable tax offsets)	<b>I \$</b> <input type="text" value="2850.06"/>
	<i>(unused amount from label E – an amount must be included even if it is zero)</i>

**PAYG instalments raised**

**K \$**

**Supervisory levy**

**L \$**

**Supervisory levy adjustment for wound up funds**

**M \$**

**Supervisory levy adjustment for new funds**

**N \$**

<b>AMOUNT DUE OR REFUNDABLE</b> A positive amount at <b>S</b> is what you owe, while a negative amount is refundable to you.	<b>S \$</b> <input type="text" value="-2591.06"/>
	<i>(T5 plus G less H less I less K plus L less M plus N)</i>

#This is a mandatory label.

## Section E: Losses

### 14 Losses

**!** If total loss is greater than \$100,000, complete and attach a *Losses schedule 2021*.

Tax losses carried forward to later income years	<b>U \$</b> <input type="text" value="0"/> <b>-00</b>
Net capital losses carried forward to later income years	<b>V \$</b> <input type="text" value="0"/> <b>-00</b>

Fund's tax file number (TFN) \*\*\*\*\*

## Section F: Member information

### MEMBER 1

Title:

Family name

First given name

Other given names

Member's TFN

See the Privacy note in the Declaration.

Day Month Year

Date of birth

### Contributions

OPENING ACCOUNT BALANCE \$

**!** Refer to instructions for completing these labels.

Employer contributions

**A** \$

ABN of principal employer

**A1**

Personal contributions

**B** \$

CGT small business retirement exemption

**C** \$

CGT small business 15-year exemption amount

**D** \$

Personal injury election

**E** \$

Spouse and child contributions

**F** \$

Other third party contributions

**G** \$

Proceeds from primary residence disposal

**H** \$

Receipt date

Day Month Year

**H1**

Assessable foreign superannuation fund amount

**I** \$

Non-assessable foreign superannuation fund amount

**J** \$

Transfer from reserve: assessable amount

**K** \$

Transfer from reserve: non-assessable amount

**L** \$

Contributions from non-complying funds and previously non-complying funds

**T** \$

Any other contributions (including Super Co-contributions and Low Income Super Amounts)

**M** \$

**TOTAL CONTRIBUTIONS N** \$

(Sum of labels **A** to **M**)

### Other transactions

Allocated earnings or losses

**O** \$

Loss

Inward rollovers and transfers

**P** \$

Outward rollovers and transfers

**Q** \$

Lump Sum payments

**R1** \$

Income stream payments

**R2** \$

Code

Code

Accumulation phase account balance  
**S1** \$

Retirement phase account balance – Non CDBIS  
**S2** \$

Retirement phase account balance – CDBIS  
**S3** \$

TRIS Count

**CLOSING ACCOUNT BALANCE S** \$

(**S1** plus **S2** plus **S3**)

Accumulation phase value **X1** \$

Retirement phase value **X2** \$

Outstanding limited recourse borrowing arrangement amount **Y** \$

Fund's tax file number (TFN)

**MEMBER 2**

Title:

Family name

First given name

Other given names

Member's TFN   
See the Privacy note in the Declaration.

Date of birth

**Contributions**

OPENING ACCOUNT BALANCE \$

**!** Refer to instructions for completing these labels.

Proceeds from primary residence disposal  
**H** \$

Receipt date   
**H1**

Assessable foreign superannuation fund amount  
**I** \$

Non-assessable foreign superannuation fund amount  
**J** \$

Transfer from reserve: assessable amount  
**K** \$

Transfer from reserve: non-assessable amount  
**L** \$

Contributions from non-complying funds and previously non-complying funds  
**T** \$

Any other contributions (including Super Co-contributions and Low Income Super Amounts)  
**M** \$

Employer contributions  
**A** \$

ABN of principal employer  
**A1**

Personal contributions  
**B** \$

CGT small business retirement exemption  
**C** \$

CGT small business 15-year exemption amount  
**D** \$

Personal injury election  
**E** \$

Spouse and child contributions  
**F** \$

Other third party contributions  
**G** \$

**TOTAL CONTRIBUTIONS N** \$   
(Sum of labels **A** to **M**)

**Other transactions**

Allocated earnings or losses **O** \$

Loss

Accumulation phase account balance  
**S1** \$

Inward rollovers and transfers **P** \$

Retirement phase account balance - Non CDBIS  
**S2** \$

Outward rollovers and transfers **Q** \$

Retirement phase account balance - CDBIS  
**S3** \$

Lump Sum payments **R1** \$

Income stream payments **R2** \$

Code

Code

TRIS Count

**CLOSING ACCOUNT BALANCE S** \$   
(**S1** plus **S2** plus **S3**)

Accumulation phase value **X1** \$

Retirement phase value **X2** \$

Outstanding limited recourse borrowing arrangement amount **Y** \$

Fund's tax file number (TFN) \*\*\*\*\*

## Section H: Assets and liabilities

### 15 ASSETS

#### 15a Australian managed investments

Listed trusts **A** \$ 328468 -00

Unlisted trusts **B** \$ 29169 -00

Insurance policy **C** \$ 0 -00

Other managed investments **D** \$ 0 -00

#### 15b Australian direct investments

Cash and term deposits **E** \$ 12305 -00

Debt securities **F** \$ 0 -00

Loans **G** \$ 0 -00

Listed shares **H** \$ 2067561 -00

Unlisted shares **I** \$ 192600 -00

Limited recourse borrowing arrangements **J** \$ 0 -00

Non-residential real property **K** \$ 0 -00

Residential real property **L** \$ 0 -00

Collectables and personal use assets **M** \$ 0 -00

Other assets **O** \$ 12039 -00

##### Limited recourse borrowing arrangements

Australian residential real property

**J1** \$ 0 -00

Australian non-residential real property

**J2** \$ 0 -00

Overseas real property

**J3** \$ 0 -00

Australian shares

**J4** \$ 0 -00

Overseas shares

**J5** \$ 0 -00

Other

**J6** \$ 0 -00

Property count

**J7** 0

#### 15c Other investments

Crypto-Currency **N** \$ 0 -00

#### 15d Overseas direct investments

Overseas shares **P** \$ 0 -00

Overseas non-residential real property **Q** \$ 0 -00

Overseas residential real property **R** \$ 0 -00

Overseas managed investments **S** \$ 0 -00

Other overseas assets **T** \$ 0 -00

**TOTAL AUSTRALIAN AND OVERSEAS ASSETS U** \$ 2642142 -00  
(Sum of labels **A** to **T**)

#### 15e In-house assets

Did the fund have a loan to, lease to or investment in, related parties (known as in-house assets) at the end of the income year?

**A** No  Yes

\$ 0 -00

Fund's tax file number (TFN)

**15f Limited recourse borrowing arrangements**

If the fund had an LRBA were the LRBA borrowings from a licensed financial institution? **A** No  Yes

Did the members or related parties of the fund use personal guarantees or other security for the LRBA? **B** No  Yes

**16 LIABILITIES**

Borrowings for limited recourse borrowing arrangements	<b>V1</b> \$ <input type="text" value=""/>	-00		
Permissible temporary borrowings	<b>V2</b> \$ <input type="text" value=""/>	-00		
Other borrowings	<b>V3</b> \$ <input type="text" value=""/>	-00	Borrowings	<b>V</b> \$ <input type="text" value="0"/>
				-00
Total member closing account balances (total of all <b>CLOSING ACCOUNT BALANCES</b> from Sections F and G)			<b>W</b> \$	<input type="text" value="2636138"/>
				-00
Reserve accounts	<b>X</b> \$	<input type="text" value="0"/>		-00
Other liabilities	<b>Y</b> \$	<input type="text" value="6004"/>		-00
<b>TOTAL LIABILITIES</b>			<b>Z</b> \$	<input type="text" value="2642142"/>
				-00

**Section I: Taxation of financial arrangements**

**17 Taxation of financial arrangements (TOFA)**

Total TOFA gains **H** \$

Total TOFA losses **I** \$

**Section J: Other information**

**Family trust election status**

If the trust or fund has made, or is making, a family trust election, write the four-digit **income year specified** of the election (for example, for the 2020–21 income year, write **2021**). **A**

If revoking or varying a family trust election, print **R** for revoke or print **V** for variation, and complete and attach the *Family trust election, revocation or variation 2021*. **B**

**Interposed entity election status**

If the trust or fund has an existing election, write the earliest income year specified. If the trust or fund is making one or more elections this year, write the earliest income year being specified and complete an *Interposed entity election or revocation 2021* for each election. **C**

If revoking an interposed entity election, print **R**, and complete and attach the *Interposed entity election or revocation 2021*. **D**

Section K: **Declarations**

 Penalties may be imposed for false or misleading information in addition to penalties relating to any tax shortfalls.

**Important**

Before making this declaration check to ensure that all income has been disclosed and the annual return, all attached schedules and any additional documents are true and correct in every detail. If you leave labels blank, you will have specified a zero amount or the label was not applicable to you. If you are in doubt about any aspect of the annual return, place all the facts before the ATO.

**Privacy**

The ATO is authorised by the *Taxation Administration Act 1953* to request the provision of tax file numbers (TFNs). We will use the TFN to identify the entity in our records. It is not an offence not to provide the TFN. However if you do not provide the TFN, the processing of this form may be delayed.

Taxation law authorises the ATO to collect information and disclose it to other government agencies. For information about your privacy go to [ato.gov.au/privacy](http://ato.gov.au/privacy)

**TRUSTEE'S OR DIRECTOR'S DECLARATION:**

I declare that, the current trustees and directors have authorised this annual return and it is documented as such in the SMSF's records. I have received a copy of the audit report and are aware of any matters raised therein. The information on this annual return, including any attached schedules and additional documentation is true and correct.

Authorised trustee's, director's or public officer's signature

Date Day / Month / Year

**Preferred trustee or director contact details:**

Title:

Family name

First given name

Other given names

Phone number

Email address

Non-individual trustee name (if applicable)

ABN of non-individual trustee

Time taken to prepare and complete this annual return  Hrs

 The Commissioner of Taxation, as Registrar of the Australian Business Register, may use the ABN and business details which you provide on this annual return to maintain the integrity of the register. For further information, refer to the instructions.

**TAX AGENT'S DECLARATION:**

I declare that the *Self-managed superannuation fund annual return 2021* has been prepared in accordance with information provided by the trustees, that the trustees have given me a declaration stating that the information provided to me is true and correct, and that the trustees have authorised me to lodge this annual return.

Tax agent's signature

Date Day / Month / Year

**Tax agent's contact details**

Title:

Family name

First given name

Other given names

Tax agent's practice

Tax agent's phone number

Reference number

Tax agent number

**Glenwood Superannuation Fund**  
**Investment Revaluation as at 30 June 2021**

Investment		Price Date	Market Price	Quantity	Market Value	Change in Market Value
<b>Listed Derivatives Market</b>						
EDEOB	Eden Innovations Ltd - Option Expiring 08-Mar-2021 (ASX:EDEOB)	15 Feb 2021	0.00100	0.00000	0.00	(1,750.00)
WAAOA	Wam Active Limited - Option Expiring 31-Oct-2022 (ASX:WAAOA)	30 Jun 2021	0.02100	30,000.00000	630.00	630.00
					<b>630.00</b>	<b>(1,120.00)</b>
<b>Listed Securities Market</b>						
ATC	Altech Chemicals Ltd (ASX:ATC)	30 Jun 2021	0.04300	210,909.00000	9,069.09	632.73
AVL	Australian Vanadium Limited (ASX:AVL)	30 Jun 2021	0.01900	180,000.00000	3,420.00	1,800.00
BAT	Battery Minerals Limited (ASX:BAT)	30 Jun 2021	0.01600	150,000.00000	2,400.00	1,350.00
BDC	Bardoc Gold Limited (ASX:BDC)	30 Jun 2021	0.06900	0.00000	0.00	(1,500.05)
BKT	Black Rock Mining Limited (ASX:BKT)	30 Jun 2021	0.14000	650,000.00000	91,000.00	59,150.00
CFE	Cape Lambert Resources Limited (ASX:CFE)	12 Oct 2020	0.00700	0.00000	0.00	19,009.85
CLE	Cyclone Metals Limited (ASX:CLE)	16 Oct 2020	0.00900	700,000.00000	6,300.00	(14,109.85)
COF	Centuria Office REIT - Ordinary Units Fully Paid (ASX:COF)	30 Jun 2021	2.34000	30,800.00000	72,072.00	9,856.00
CXM	Centrex Limited (ASX:CXM)	30 Jun 2021	0.04800	800,000.00000	38,400.00	18,400.00
DNK	Danakali Limited (ASX:DNK)	30 Jun 2021	0.44500	120,000.00000	53,400.00	(7,200.00)
DRO	Droneshield Limited (ASX:DRO)	30 Jun 2021	0.15000	160,000.00000	24,000.00	4,800.00
EDE	Eden Innovations Ltd (ASX:EDE)	30 Jun 2021	0.02400	1,000,000.00000	24,000.00	(2,000.00)
FEL	Fe Limited (ASX:FEL)	30 Jun 2021	0.05100	520,000.00000	26,520.00	19,760.00
FLC	Fluence Corporation Limited (ASX:FLC)	30 Jun 2021	0.19000	290,000.00000	55,100.00	(14,500.00)
FPL	Fremont Petroleum Corporation Limited (ASX:FPL)	30 Jun 2021	0.00300	1,000,000.00000	3,000.00	(1,000.00)
GCY	Gascoyne Resources Limited (ASX:GCY)	30 Jun 2021	0.30000	0.00000	0.00	8,777.95
HPI	Hotel Property Investments (ASX:HPI)	30 Jun 2021	3.19000	80,375.00000	256,396.25	23,308.75
IBG	Ironbark Zinc Ltd (ASX:IBG)	30 Jun 2021	0.02100	172,000.00000	3,612.00	2,236.00
ICN	Icon Energy Limited (ASX:ICN)	30 Jun 2021	0.01400	2,500,000.00000	35,000.00	15,000.00
ING	Inghams Group Limited (ASX:ING)	30 Jun 2021	3.98000	3,174.00000	12,632.52	2,475.72
LKE	Lake Resources N.L. (ASX:LKE)	30 Jun 2021	0.33500	1,696,429.00000	568,303.72	499,643.00
LML	Lincoln Minerals Limited (ASX:LML)	18 Sep 2020	0.00800	250,000.00000	2,000.00	1,000.00

**Glenwood Superannuation Fund**  
**Investment Revaluation as at 30 June 2021**

Investment		Price Date	Market Price	Quantity	Market Value	Change in Market Value
<b>Listed Securities Market</b>						
MCT	Metalicity Limited (ASX:MCT)	30 Jun 2021	0.01000	953,000.00000	9,530.00	(17,317.85)
MEI	Meteoric Resources NL (ASX:MEI)	30 Jun 2021	0.05100	1,345,000.00000	68,595.00	18,750.05
MGT	Magnetite Mines Limited. (ASX:MGT)	30 Jun 2021	0.07900	620,000.00000	48,980.00	11,735.36
MLM	Metallica Minerals Limited (ASX:MLM)	30 Jun 2021	0.03500	1,100,000.00000	38,500.00	26,400.00
MNB	Minbos Resources Limited (ASX:MNB)	30 Jun 2021	0.06500	50,000.00000	3,250.00	230.05
MNF	MNF Group Limited (ASX:MNF)	30 Jun 2021	5.34000	0.00000	0.00	(1,685.24)
NAN	Nanosonics Limited (ASX:NAN)	30 Jun 2021	5.87000	40,000.00000	234,800.00	(38,000.00)
NTU	Northern Minerals Limited (ASX:NTU)	30 Jun 2021	0.03300	430,000.00000	14,190.00	6,450.00
PAF	Pm Capital Asian Opportunities Fund Limited (ASX:PAF)	30 Jun 2021	0.94500	20,000.00000	18,900.00	5,300.00
PGC	Paragon Care Limited (ASX:PGC)	30 Jun 2021	0.26500	100,000.00000	26,500.00	7,500.00
QHL	Quickstep Holdings Limited (ASX:QHL)	30 Jun 2021	0.05200	723,738.00000	37,634.38	(23,159.61)
QPM	Queensland Pacific Metals Limited (ASX:QPM)	30 Jun 2021	0.14000	200,000.00000	28,000.00	4,970.05
SUV	Suvo Strategic Minerals Limited (ASX:SUV)	30 Jun 2021	0.15000	50,000.00000	7,500.00	(9,029.95)
TGM	Theta Gold Mines Limited (ASX:TGM)	30 Jun 2021	0.22500	118,000.00000	26,550.00	(7,670.00)
TNG	TNG Limited (ASX:TNG)	30 Jun 2021	0.06000	899,833.00000	53,989.98	(1,799.67)
UTR	Ultracharge Limited (ASX:UTR)	30 Jun 2020	0.00000	0.00000	0.00	16,429.95
VML	Vital Metals Limited (ASX:VML)	30 Jun 2021	0.04800	2,687,502.00000	129,000.10	102,125.08
VRC	Volt Resources Limited (ASX:VRC)	10 Jun 2021	0.03500	1,185,272.00000	41,484.52	13,037.99
WAA	Wam Active Limited (ASX:WAA)	30 Jun 2021	1.09500	100,000.00000	109,500.00	12,500.00
WWI	West Wits Mining Limited (ASX:WWI)	30 Jun 2021	0.08500	2,500,000.00000	212,500.00	160,000.00
<b>Listed Securities Market Total</b>					<b>2,396,029.56</b>	<b>933,656.31</b>
<b>Unlisted Market</b>						
AAIG	Amalgamated Australian Investment Group Limited	30 Jun 2020	0.22000	850,000.00000	187,000.00	0.00
AVQ	Axiom Mining Limited (ASX:AVQ)	30 Jun 2020	0.02800	200,000.00000	5,600.00	0.00
FRAME	Frame Futures Fund	30 Jun 2021	0.95360	30,588.33000	29,169.03	917.65
<b>Unlisted Market Total</b>					<b>221,769.03</b>	<b>917.65</b>
<b>Fund Total</b>					<b>2,618,428.59</b>	<b>933,453.96</b>



**Glenwood Superannuation Fund**  
**Investment Income Comparison Report**  
**For the period 1 July 2020 to 30 June 2021**

Payment Date	Income Type	Ledger Data		Diff *	Announcement Data					
		Total Income	Tax Credits+		Quantity	Held < 45 Days	Amount Per Unit	Total Income	Tax Credits+	
<b>Cash and Cash Equivalents</b>										
<b>7000: Commonwealth Bank Of Australia TD</b>										
26/09/2020	Interest	1,906.70	0.00							
		<u>1,906.70</u>	<u>0.00</u>							
<b>Total</b>		<b>1,906.70</b>	<b>0.00</b>							
<b>Cash At Bank</b>										
<b>6000: ING Business Optimiser 3730</b>										
31/07/2020	Interest	0.11	0.00							
31/08/2020	Interest	0.11	0.00							
30/09/2020	Interest	0.11	0.00							
31/10/2020	Interest	0.11	0.00							
30/11/2020	Interest	0.06	0.00							
31/12/2020	Interest	0.04	0.00							
31/01/2021	Interest	0.04	0.00							
28/02/2021	Interest	0.04	0.00							
31/03/2021	Interest	0.04	0.00							
30/04/2021	Interest	0.04	0.00							
31/05/2021	Interest	0.04	0.00							
30/06/2021	Interest	0.05	0.00							
		<u>0.79</u>	<u>0.00</u>							
<b>Total</b>		<b>0.79</b>	<b>0.00</b>							
<b>Shares in Listed Companies</b>										
<b>ING: Inghams Group Limited (ASX:ING)</b>										
07/10/2020	Dividend	212.66	91.14		3,174	0	0.0670	212.66	91.14	
08/04/2021	Dividend	238.05	102.02		3,174	0	0.0750	238.05	102.02	
		<u>450.71</u>	<u>193.16</u>					<u>450.71</u>	<u>193.16</u>	
<b>MNF: MNF Group Limited (ASX:MNF)</b>										
01/10/2020	Dividend	495.36	212.30		13,760	0	0.0360	495.36	212.30	
01/04/2021	Dividend	454.08	194.61		13,760	0	0.0330	454.08	194.61	
		<u>949.44</u>	<u>406.91</u>					<u>949.44</u>	<u>406.91</u>	
<b>PAF: Pm Capital Asian Opportunities Fund Limited (ASX:PAF)</b>										
25/03/2021	Dividend	300.00	128.57		20,000	0	0.0150	300.00	128.57	
		<u>300.00</u>	<u>128.57</u>					<u>300.00</u>	<u>128.57</u>	
<b>WAA: Wam Active Limited (ASX:WAA)</b>										
30/10/2020	Dividend	1,950.00	835.71		65,000	0	0.0300	1,950.00	835.71	
28/05/2021	Dividend	3,000.00	1,285.71		100,000	0	0.0300	3,000.00	1,285.71	
		<u>4,950.00</u>	<u>2,121.42</u>					<u>4,950.00</u>	<u>2,121.42</u>	
<b>Total</b>		<b>6,650.15</b>	<b>2,850.06</b>					<b>6,650.15</b>	<b>2,850.06</b>	
<b>Stapled Securities</b>										
<b>HPI: Hotel Property Investments (ASX:HPI)</b>										
30/12/2020	Distribution	7,716.00	0.00		80,375	0	0.0960	7,716.00	0.00	

+Note: Tax Credits refer to franking credits for domestic income and foreign tax credits where the income is foreign in nature.

**Glenwood Superannuation Fund**  
**Investment Income Comparison Report**  
**For the period 1 July 2020 to 30 June 2021**

Payment Date	Income Type	Ledger Data			Announcement Data				
		Total Income	Tax Credits+	Diff *	Quantity	Held < 45 Days	Amount Per Unit	Total Income	Tax Credits+
29/06/2021	Distribution	5,496.60	0.00	*	80,375	0	0.0970	7,796.38	0.00
		13,212.60	0.00					15,512.38	0.00
<b>Total</b>		<b>13,212.60</b>	<b>0.00</b>					<b>15,512.38</b>	<b>0.00</b>

**Units In Listed Unit Trusts**

**COF: Centuria Office REIT - Ordinary Units Fully Paid (ASX:COF)**

29/09/2020	Distribution	1,270.50	0.00		30,800	0	0.0413	1,270.50	0.00
30/12/2020	Distribution	1,270.50	0.00		30,800	0	0.0413	1,270.50	0.00
30/03/2021	Distribution	1,270.50	0.00		30,800	0	0.0413	1,270.50	0.00
29/06/2021	Distribution	1,270.50	0.00		30,800	0	0.0413	1,270.50	0.00
		5,082.00	0.00					5,082.00	0.00
<b>Total</b>		<b>5,082.00</b>	<b>0.00</b>					<b>5,082.00</b>	<b>0.00</b>

+Note: Tax Credits refer to franking credits for domestic income and foreign tax credits where the income is foreign in nature.

## Glenwood Superannuation Fund

### Tax Accounting Reconciliation

For the period 1 July 2020 to 30 June 2021

Operating Statement Profit vs. Provision for Income Tax	2021 \$
<b>Benefits Accrued as a Result of Operations before Income Tax</b>	<b>812,087.11</b>
<b>ADD:</b>	
Pension Non-deductible Expenses	259.00
Pensions Paid	158,166.00
<b>LESS:</b>	
Increase in Market Value	933,453.96
Realised Capital Gains	7,355.85
Pension Exempt Income	19,807.00
Distributed Capital Gains	38.88
Non-Taxable Income	9,855.69
Rounding	0.73
<b>Taxable Income or Loss</b>	<b>0.00</b>
	<b>Income Amount</b>
	<b>Tax Amount</b>
Gross Tax @ 15% for Concessional Income	0.00
Gross Tax @ 45% for Net Non-Arm's Length Income	0.00
No-TFN Quoted Contributions @ 32%	0.00
Change in Carried Forward Losses	0.00
<b>Provision for Income Tax</b>	<b>0.00</b>

### Provision for Income Tax vs. Income Tax Expense

<b>Provision for Income Tax</b>	<b>0.00</b>
<b>Income Tax Expense</b>	<b>0.00</b>

### Provision for Income Tax vs. Income Tax Payable

<b>Provision for Income Tax</b>	<b>0.00</b>
<b>LESS:</b>	
Franking Credits	2,850.06
<b>Income Tax Payable (Receivable)</b>	<b>(2,850.06)</b>

### Exempt Current Pension Income Settings

Pension Exempt % (Actuarial)	100.0000%
Pension Exempt % (Expenses)	100.0000%
Assets Segregated For Pensions	No

**Glenwood Superannuation Fund**  
**Statement of Taxable Income**  
**For the Period from 1 July 2020 to 30 June 2021**

Description	Investment Reference	Date	Tax Return Ref.	Amount
			<b>Section B</b>	
<b>Income</b>				
<b>Net Capital Gain</b>				
Deferred Capital Gain Realised		30 Jun 2021	A	0.00
Less Capital Losses Applied		30 Jun 2021	A	0.00
Less Discount		30 Jun 2021	A	0.00
<b>Total Net Capital Gain</b>			<b>A</b>	<b>0.00</b>
<b>Total Gross Rent and Other Leasing &amp; Hiring Income</b>			<b>B</b>	<b>0.00</b>
<b>Gross Interest</b>				
Interest Credit	6000: ING Business Optimiser 3730	31 Jul 2020	C	0.11
Interest Credit	6000: ING Business Optimiser 3730	31 Aug 2020	C	0.11
Interest Credit	6000: ING Business Optimiser 3730	30 Sep 2020	C	0.11
Interest Credit	6000: ING Business Optimiser 3730	31 Oct 2020	C	0.11
Interest Credit	6000: ING Business Optimiser 3730	30 Nov 2020	C	0.06
Interest Credit	6000: ING Business Optimiser 3730	31 Dec 2020	C	0.04
Interest Credit	6000: ING Business Optimiser 3730	31 Jan 2021	C	0.04
Interest Credit	6000: ING Business Optimiser 3730	28 Feb 2021	C	0.04
Interest Credit	6000: ING Business Optimiser 3730	31 Mar 2021	C	0.04
Interest Credit	6000: ING Business Optimiser 3730	30 Apr 2021	C	0.04
Interest Credit	6000: ING Business Optimiser 3730	31 May 2021	C	0.04
Interest Credit	6000: ING Business Optimiser 3730	30 Jun 2021	C	0.05
Investment Income	7000: Commonwealth Bank Of Australia TD	26 Sep 2020	C	1,906.70
Less Rounding			C	(0.49)
<b>Total Gross Interest</b>			<b>C</b>	<b>1,907.00</b>
<b>Total Forestry Managed Investment Scheme Income</b>			<b>X</b>	<b>0.00</b>
<b>Total Net Foreign Income</b>			<b>D</b>	<b>0.00</b>
<b>Total Australian Franking Credits from a New Zealand Company</b>			<b>E</b>	<b>0.00</b>
<b>Total Transfers from Foreign Funds</b>			<b>F</b>	<b>0.00</b>
<b>Total Gross Payments where ABN not quoted</b>			<b>H</b>	<b>0.00</b>
<b>Total Gross Distribution from Partnerships</b>			<b>I</b>	<b>0.00</b>
<b>Total Unfranked Dividend Amount</b>			<b>J</b>	<b>0.00</b>
<b>Franked Dividend Amount</b>				
ING AUD 0.067 FRANKED, 30% CTR	ING: Inghams Group Limited	07 Oct 2020	K	212.66
ING AUD 0.075 FRANKED, 30% CTR	ING: Inghams Group Limited	08 Apr 2021	K	238.05
MNF AUD 0.036 FRANKED, 30% CTR, DRP 5% DISC	MNF: MNF Group Limited	01 Oct 2020	K	495.36
MNF AUD 0.033 FRANKED, 30% CTR, DRP SUSP	MNF: MNF Group Limited	01 Apr 2021	K	454.08
PAF AUD 0.015 FRANKED, 30% CTR, DRP NIL DISC	PAF: Pm Capital Asian Opportunities Fund Limited	25 Mar 2021	K	300.00
WAA AUD 0.03 FRANKED, 30% CTR, DRP NIL DISC	WAA: Wam Active Limited	30 Oct 2020	K	1,950.00
WAA AUD 0.03 FRANKED, 30% CTR, DRP 2.5% DISC	WAA: Wam Active Limited	28 May 2021	K	3,000.00

**Glenwood Superannuation Fund**  
**Statement of Taxable Income**  
**For the Period from 1 July 2020 to 30 June 2021**

Description	Investment Reference	Date	Tax Return Ref.	Amount
<i>Less Rounding</i>			K	(0.15)
<b>Total Franked Dividend Amount</b>			<b>K</b>	<b>6,650.00</b>
<b>Dividend Franking Credit</b>				
ING AUD 0.067 FRANKED, 30% CTR	ING: Inghams Group Limited	07 Oct 2020	L	91.14
ING AUD 0.075 FRANKED, 30% CTR	ING: Inghams Group Limited	08 Apr 2021	L	102.02
MNF AUD 0.036 FRANKED, 30% CTR, DRP 5% DISC	MNF: MNF Group Limited	01 Oct 2020	L	212.30
MNF AUD 0.033 FRANKED, 30% CTR, DRP SUSP	MNF: MNF Group Limited	01 Apr 2021	L	194.61
PAF AUD 0.015 FRANKED, 30% CTR, DRP NIL DISC	PAF: Pm Capital Asian Opportunities Fund Limited	25 Mar 2021	L	128.57
WAA AUD 0.03 FRANKED, 30% CTR, DRP NIL DISC	WAA: Wam Active Limited	30 Oct 2020	L	835.71
WAA AUD 0.03 FRANKED, 30% CTR, DRP 2.5% DISC	WAA: Wam Active Limited	28 May 2021	L	1,285.71
<i>Less Rounding</i>			L	(0.06)
<b>Total Dividend Franking Credit</b>			<b>L</b>	<b>2,850.00</b>
<b>Gross Trust Distributions</b>				
COF AUD DRP SUSP	COF: Centuria Office REIT - Ordinary Units Fully Paid	29 Sep 2020	M	1,270.50
COF AUD DRP SUSP	COF: Centuria Office REIT - Ordinary Units Fully Paid	30 Dec 2020	M	1,270.50
COF AUD DRP SUSP	COF: Centuria Office REIT - Ordinary Units Fully Paid	30 Mar 2021	M	1,270.50
COF AUD DRP SUSP	COF: Centuria Office REIT - Ordinary Units Fully Paid	29 Jun 2021	M	1,270.50
Distribution - Tax Statement	COF: Centuria Office REIT - Ordinary Units Fully Paid	30 Jun 2021	M	(923.11)
Distribution - Tax Statement	COF: Centuria Office REIT - Ordinary Units Fully Paid	30 Jun 2021	M	(923.11)
Distribution - Tax Statement	COF: Centuria Office REIT - Ordinary Units Fully Paid	30 Jun 2021	M	(923.11)
Distribution - Tax Statement	COF: Centuria Office REIT - Ordinary Units Fully Paid	30 Jun 2021	M	(923.11)
Distribution - Tax Statement	HPI: Hotel Property Investments	30 Dec 2020	M	(3,891.91)
HPI AUD DRP 1% DISC	HPI: Hotel Property Investments	30 Dec 2020	M	7,716.00
Distribution - Tax Statement	HPI: Hotel Property Investments	29 Jun 2021	M	(2,310.22)
HPI AUD DRP 1% DISC	HPI: Hotel Property Investments	29 Jun 2021	M	5,496.60
<i>Less Rounding</i>			M	(0.03)
<b>Total Gross Trust Distributions</b>			<b>M</b>	<b>8,400.00</b>
<b>Total Assessable Employer Contributions</b>			<b>R1</b>	<b>0.00</b>
<b>Total Assessable Personal Contributions</b>			<b>R2</b>	<b>0.00</b>
<b>Total No-TFN quoted contributions</b>			<b>R3</b>	<b>0.00</b>
<b>Total Transfer of Liability to life insurance company or PST</b>			<b>R6</b>	<b>0.00</b>
<b>Total Assessable Contributions</b>			<b>R</b>	<b>0.00</b>
<b>Total Other Income</b>			<b>S</b>	<b>0.00</b>
<b>Total Assessable Income Due to Changed Tax Status of Fund</b>			<b>T</b>	<b>0.00</b>
<b>Total Net Non-arm's Length Income</b>			<b>U</b>	<b>0.00</b>
<b>Exempt Current Pension Income</b>				
Exempt Current Pension Income	Dividend Franking Credit	30 Jun 2021	Y	(2,850.00)
Exempt Current Pension Income	Franked Dividend Amount	30 Jun 2021	Y	(6,650.00)
Exempt Current Pension Income	Gross Interest	30 Jun 2021	Y	(1,907.00)
Exempt Current Pension Income	Gross Trust Distributions	30 Jun 2021	Y	(8,400.00)

**Glenwood Superannuation Fund**  
**Statement of Taxable Income**  
For the Period from 1 July 2020 to 30 June 2021

Description	Investment Reference	Date	Tax Return Ref.	Amount
Total Exempt Current Pension Income			Y	(19,807.00)
<b>Total Assessable Income</b>				<b>0.00</b>
<b><u>Deductions</u></b>			<b><u>Section C</u></b>	
Total Interest Expenses within Australia			A	0.00
Total Interest Expenses Overseas			B	0.00
Total Capital Works Deductions			D	0.00
Total Deduction for Decline in Value of Depreciating Assets			E	0.00
Total Death or Disability Premiums			F	0.00
Total Death Benefit Increase			G	0.00
Total Approved Auditor Fee			H	0.00
Total Investment Expenses			I	0.00
Total Management and Administration Expenses			J	0.00
Total Forestry Managed Investment Scheme Deduction			U	0.00
<b>Other Deductions</b>				
ATO		21 Aug 2020	L	259.00
Less Current Pension Deductions		30 Jun 2021	L	(259.00)
<b>Total Other Deductions</b>			L	<b>0.00</b>
<b>Tax Losses Deducted</b>				
Tax Losses Brought Forward		30 Jun 2021	M	0.00
Less Net Exempt Income		30 Jun 2021	M	0.00
<b>Total Tax Losses Deducted</b>			M	<b>0.00</b>
<b>Total Deductions</b>				<b>0.00</b>
<b>Taxable Income or Loss</b>			(V - N) O	<b>0.00</b>

**Income Tax Calculation Statement**

**Section D**

**Gross Tax**

Gross Tax @ 15% for Concessional Income		30 Jun 2021	T1	0.00
Gross Tax @ 45% for Net Non-Arm's Length Income		30 Jun 2021	T1	0.00
No-TFN Quoted Contributions @ 32%		30 Jun 2021	J	0.00

<b>Total Gross Tax</b>				<b>0.00</b>
------------------------	--	--	--	-------------

<b>Total Credit: Foreign Tax Income Offset</b>			C1	<b>0.00</b>
--	--	--	----	-------------

<b>Total Credit: Rebates and Tax Offset</b>			C2	<b>0.00</b>
---	--	--	----	-------------

<b>Rebates and Offsets</b>			C	<b>0.00</b>
----------------------------	--	--	---	-------------

<b>SUBTOTAL</b>				<b>0.00</b>
-----------------	--	--	--	-------------

**Credit: Refundable Franking Credits**

ING AUD 0.067 FRANKED, 30% CTR	ING: Inghams Group Limited	07 Oct 2020	E1	91.14
--------------------------------	----------------------------	-------------	----	-------

**Glenwood Superannuation Fund**  
**Statement of Taxable Income**  
**For the Period from 1 July 2020 to 30 June 2021**

Description	Investment Reference	Date	Tax Return Ref.	Amount
ING AUD 0.075 FRANKED, 30% CTR	ING: Inghams Group Limited	08 Apr 2021	E1	102.02
MNF AUD 0.036 FRANKED, 30% CTR, DRP 5% DISC	MNF: MNF Group Limited	01 Oct 2020	E1	212.30
MNF AUD 0.033 FRANKED, 30% CTR, DRP SUSP	MNF: MNF Group Limited	01 Apr 2021	E1	194.61
PAF AUD 0.015 FRANKED, 30% CTR, DRP NIL DISC	PAF: Pm Capital Asian Opportunities Fund Limited	25 Mar 2021	E1	128.57
WAA AUD 0.03 FRANKED, 30% CTR, DRP NIL DISC	WAA: Wam Active Limited	30 Oct 2020	E1	835.71
WAA AUD 0.03 FRANKED, 30% CTR, DRP 2.5% DISC	WAA: Wam Active Limited	28 May 2021	E1	1,285.71
<b>Total Credit: Refundable Franking Credits</b>			<b>E1</b>	<b>2,850.06</b>
<b>Total Credit: No-TFN Tax Offset</b>			<b>E2</b>	<b>0.00</b>
<b>Total Credit: Refundable National Rental Affordability Scheme Tax Offset</b>			<b>E3</b>	<b>0.00</b>
<b>Total Credit: Interest on Early Payments</b>			<b>H1</b>	<b>0.00</b>
<b>Total Credit: Foreign Resident Withholding</b>			<b>H2</b>	<b>0.00</b>
<b>Total Credit: ABN/TFN Not Quoted (Non-Individual)</b>			<b>H3</b>	<b>0.00</b>
<b>Total Credit: Interest on No-TFN Tax Offset</b>			<b>H6</b>	<b>0.00</b>
<b>Total Eligible Credits</b>				<b>0.00</b>
<b>Net Tax Payable</b>				<b>(2,850.06)</b>
<b>Total PAYG Instalments Raised</b>			<b>K</b>	<b>0.00</b>
<b>Total Supervisory Levy</b>			<b>L</b>	<b>259.00</b>
<b>Total Supervisory Levy Adjustment for Wound Up Funds</b>			<b>M</b>	<b>0.00</b>
<b>Total Supervisory Levy Adjustment for New Funds</b>			<b>N</b>	<b>0.00</b>
<b>Total Amount Due / (Refundable)</b>				<b>(2,591.06)</b>

## Glenwood Superannuation Fund

### Members Summary Report - For the period 1/07/2020 to 30/06/2021

Member's Detail		Opening Balance	Increases				Decreases					Closing Balance	
			Contrib	Tran In	Profit	Ins Proc	Tax	Exp	Ins Prem	Tran Out	Ben Paid		
<b>Mr Graeme Cannell</b>													
13 Glenwood Street Chelmer QLD 4068													
Pension	<b>Account Based Pension (100% Tax</b>	240,895.25	0.00	0.00	134,438.37	0.00	0.00	0.00	0.00	0.00	0.00	(6,020.00)	369,313.62
Pension	<b>Account Based Pension (89.71% T</b>	705,655.74	0.00	0.00	370,321.80	0.00	0.00	0.00	0.00	0.00	0.00	(73,063.00)	1,002,914.54
		946,550.99	0.00	0.00	504,760.17	0.00	0.00	0.00	0.00	0.00	0.00	(79,083.00)	1,372,228.16
<b>Mrs Lynne Cannell</b>													
13 Glenwood Street Chelmer QLD 4068													
Pension	<b>Account Based Pension (100% Tax</b>	240,870.76	0.00	0.00	134,424.42	0.00	0.00	0.00	0.00	0.00	0.00	(6,020.00)	369,275.18
Pension	<b>Account Based Pension (78.42% T</b>	636,629.20	0.00	0.00	331,068.52	0.00	0.00	0.00	0.00	0.00	0.00	(73,063.00)	894,634.72
		877,499.96	0.00	0.00	465,492.94	0.00	0.00	0.00	0.00	0.00	0.00	(79,083.00)	1,263,909.90
		1,824,050.95	0.00	0.00	970,253.11	0.00	0.00	0.00	0.00	0.00	0.00	(158,166.00)	2,636,138.06



**Glenwood Superannuation Fund**  
**Investment Summary as at 30 June 2021**

Investment	Units	Average Cost Price	Market Price	Accounting Cost	Market Value	Unrealised Accounting Gain/(Loss)	Accounting Gain/(Loss) (%)	Portfolio Weight (%)
<b><u>Bank</u></b>								
Citigroup Pty Ltd 0897				57.56	57.56			- %
Commonwealth Bank Of Australia 1203				0.72	0.72			- %
Commonwealth Bank Of Australia 1542				7.97	7.97			- %
Commonwealth Bank Of Australia 1569				10,839.35	10,839.35			0.41%
Commonwealth Bank Of Australia 3145				0.12	0.12			- %
Commonwealth Bank Of Australia 7045				883.01	883.01			0.03%
ING Business Optimiser 3730				517.06	517.06			0.02%
				<b>12,305.79</b>	<b>12,305.79</b>			<b>0.47%</b>
<b><u>Listed Derivatives Market</u></b>								
Wam Active Limited - Option Expiring 31-Oct-2022 (ASX:WAAOA)	30,000.00000	0.0000	0.0210	0.00	630.00	630.00	0.00%	0.02%
				<b>0.00</b>	<b>630.00</b>	<b>630.00</b>	<b>0.00%</b>	<b>0.02%</b>

## Glenwood Superannuation Fund

### Investment Summary as at 30 June 2021

Investment	Units	Average Cost Price	Market Price	Accounting Cost	Market Value	Unrealised Accounting Gain/(Loss)	Accounting Gain/(Loss) (%)	Portfolio Weight (%)
<b><u>Listed Securities Market</u></b>								
Altech Chemicals Ltd (ASX:ATC)	210,909.00000	0.1652	0.0430	34,833.00	9,069.09	(25,763.91)	(73.96)%	0.34%
Australian Vanadium Limited (ASX:AVL)	180,000.00000	0.0361	0.0190	6,499.95	3,420.00	(3,079.95)	(47.38)%	0.13%
Battery Minerals Limited (ASX:BAT)	150,000.00000	0.0281	0.0160	4,219.95	2,400.00	(1,819.95)	(43.13)%	0.09%
Black Rock Mining Limited (ASX:BKT)	650,000.00000	0.0990	0.1400	64,335.91	91,000.00	26,664.09	41.45%	3.46%
Cyclone Metals Limited (ASX:CLE)	700,000.00000	0.0292	0.0090	20,409.85	6,300.00	(14,109.85)	(69.13)%	0.24%
Centuria Office REIT - Ordinary Units Fully Paid (ASX:COF)	30,800.00000	2.2346	2.3400	68,824.24	72,072.00	3,247.76	4.72%	2.74%
Centrex Limited (ASX:CXM)	800,000.00000	0.0902	0.0480	72,186.39	38,400.00	(33,786.39)	(46.80)%	1.46%
Danakali Limited (ASX:DNK)	120,000.00000	0.7392	0.4450	88,698.49	53,400.00	(35,298.49)	(39.80)%	2.03%
Droneshield Limited (ASX:DRO)	160,000.00000	0.2802	0.1500	44,833.00	24,000.00	(20,833.00)	(46.47)%	0.91%
Eden Innovations Ltd (ASX:EDE)	1,000,000.00000	0.1286	0.0240	128,621.79	24,000.00	(104,621.79)	(81.34)%	0.91%
Fe Limited (ASX:FEL)	520,000.00000	0.0701	0.0510	36,433.00	26,520.00	(9,913.00)	(27.21)%	1.01%
Fluence Corporation Limited (ASX:FLC)	290,000.00000	0.4743	0.1900	137,560.26	55,100.00	(82,460.26)	(59.94)%	2.09%
Fremont Petroleum Corporation Limited (ASX:FPL)	1,000,000.00000	0.0278	0.0030	27,827.95	3,000.00	(24,827.95)	(89.22)%	0.11%
Hotel Property Investments (ASX:HPI)	80,375.00000	2.1927	3.1900	176,236.16	256,396.25	80,160.09	45.48%	9.75%
Ironbark Zinc Ltd (ASX:IBG)	172,000.00000	0.0822	0.0210	14,137.00	3,612.00	(10,525.00)	(74.45)%	0.14%
Icon Energy Limited (ASX:ICN)	2,500,000.00000	0.1938	0.0140	484,607.58	35,000.00	(449,607.58)	(92.78)%	1.33%
Inghams Group Limited (ASX:ING)	3,174.00000	2.8200	3.9800	8,950.68	12,632.52	3,681.84	41.13%	0.48%
Lake Resources N.L. (ASX:LKE)	1,696,429.00000	0.0523	0.3350	88,747.65	568,303.72	479,556.07	540.36%	21.60%
Lincoln Minerals Limited (ASX:LML)	250,000.00000	0.0497	0.0080	12,429.95	2,000.00	(10,429.95)	(83.91)%	0.08%
Metalicity Limited (ASX:MCT)	953,000.00000	0.0215	0.0100	20,467.80	9,530.00	(10,937.80)	(53.44)%	0.36%
Meteoric Resources NL (ASX:MEI)	1,345,000.00000	0.0466	0.0510	62,743.20	68,595.00	5,851.80	9.33%	2.61%
Magnetite Mines Limited. (ASX:MGT)	620,000.00000	0.0601	0.0790	37,244.64	48,980.00	11,735.36	31.51%	1.86%
Metallica Minerals Limited (ASX:MLM)	1,100,000.00000	0.0519	0.0350	57,080.07	38,500.00	(18,580.07)	(32.55)%	1.46%
Minbos Resources Limited (ASX:MNB)	50,000.00000	0.0604	0.0650	3,019.95	3,250.00	230.05	7.62%	0.12%
Nanosonics Limited (ASX:NAN)	40,000.00000	2.1092	5.8700	84,367.52	234,800.00	150,432.48	178.31%	8.93%
Northern Minerals Limited (ASX:NTU)	430,000.00000	0.0946	0.0330	40,676.00	14,190.00	(26,486.00)	(65.11)%	0.54%
Pm Capital Asian Opportunities Fund Limited (ASX:PAF)	20,000.00000	1.0000	0.9450	20,000.00	18,900.00	(1,100.00)	(5.50)%	0.72%

**Glenwood Superannuation Fund**  
**Investment Summary as at 30 June 2021**

Investment	Units	Average Cost Price	Market Price	Accounting Cost	Market Value	Unrealised Accounting Gain/(Loss)	Accounting Gain/(Loss) (%)	Portfolio Weight (%)
<b><i>Listed Securities Market</i></b>								
Paragon Care Limited (ASX:PGC)	100,000.00000	0.5001	0.2650	50,009.16	26,500.00	(23,509.16)	(47.01)%	1.01%
Quickstep Holdings Limited (ASX:QHL)	723,738.00000	0.1446	0.0520	104,671.34	37,634.38	(67,036.96)	(64.05)%	1.43%
Queensland Pacific Metals Limited (ASX:QPM)	200,000.00000	0.1151	0.1400	23,029.95	28,000.00	4,970.05	21.58%	1.06%
Suvo Strategic Minerals Limited (ASX:SUV)	50,000.00000	0.3306	0.1500	16,529.95	7,500.00	(9,029.95)	(54.63)%	0.29%
Theta Gold Mines Limited (ASX:TGM)	118,000.00000	0.1903	0.2250	22,453.00	26,550.00	4,097.00	18.25%	1.01%
TNG Limited (ASX:TNG)	899,833.00000	0.1363	0.0600	122,613.75	53,989.98	(68,623.77)	(55.97)%	2.05%
Vital Metals Limited (ASX:VML)	2,687,502.00000	0.0284	0.0480	76,205.57	129,000.10	52,794.53	69.28%	4.90%
Volt Resources Limited (ASX:VRC)	1,185,272.00000	0.0344	0.0350	40,718.72	41,484.52	765.80	1.88%	1.58%
Wam Active Limited (ASX:WAA)	100,000.00000	1.2135	1.0950	121,348.77	109,500.00	(11,848.77)	(9.76)%	4.16%
West Wits Mining Limited (ASX:WWI)	2,500,000.00000	0.0180	0.0850	45,054.00	212,500.00	167,446.00	371.66%	8.08%
				<b>2,468,626.19</b>	<b>2,396,029.56</b>	<b>(72,596.63)</b>	<b>(2.94)%</b>	<b>91.08%</b>
<b><i>Unlisted Market</i></b>								
Amalgamated Australian Investment Group Limited	850,000.00000	0.1171	0.2200	99,500.00	187,000.00	87,500.00	87.94%	7.11%
Axiom Mining Limited (ASX:AVQ)	200,000.00000	0.1151	0.0280	23,029.95	5,600.00	(17,429.95)	(75.68)%	0.21%
Frame Futures Fund	30,588.33000	1.0247	0.9536	31,345.31	29,169.03	(2,176.28)	(6.94)%	1.11%
				<b>153,875.26</b>	<b>221,769.03</b>	<b>67,893.77</b>	<b>44.12%</b>	<b>8.43%</b>
				<b>2,634,807.24</b>	<b>2,630,734.38</b>	<b>(4,072.86)</b>	<b>(0.15)%</b>	<b>100.00%</b>

The accounting cost is the original cost base adjusted by any subsequent capital call/improvement or capital return transactions. In many cases, it is not the same as the adjusted or reduced cost base, or the reset cost base resulting from the CGT relief. To view the tax cost base and unrealised gain/(loss) for tax purposes refer to the Unrealised Capital Gains Report or change the report parameter to tax cost base.

**Glenwood Superannuation Fund**  
**Investment Income Summary**  
**For the period 1 July 2020 to 30 June 2021**

Total Income	Add			Less					Taxable Income (excluding Capital Gains)	Indexed Capital Gains *	Discounted Capital Gains *	Other Capital Gains *	CGT Concession Amount *	
	Franking Credits	Foreign Credits	TFN Credits	Tax Free	Tax Exempt	Tax Deferred	Distributed Capital Gains	GST						
<b><u>Bank</u></b>														
ING Business Optimiser 3730														
0.79	0.00	0.00	0.00	0.00	0.00	0.00	0.00	0.00	0.00	0.79	0.00	0.00	0.00	0.00
<b>0.79</b>	<b>0.00</b>	<b>0.00</b>	<b>0.00</b>	<b>0.00</b>	<b>0.00</b>	<b>0.00</b>	<b>0.00</b>	<b>0.00</b>	<b>0.00</b>	<b>0.79</b>	<b>0.00</b>	<b>0.00</b>	<b>0.00</b>	<b>0.00</b>
<b><u>Listed Securities Market</u></b>														
Centuria Office REIT - Ordinary Units Fully Paid (ASX:COF)														
5,082.00	0.00	0.00	0.00	0.00	3,653.56	0.00	38.88	0.00	0.00	1,389.56	0.00	19.44	0.00	19.44
Hotel Property Investments (ASX:HPI)														
13,212.60	0.00	0.00	0.00	0.00	0.00	6,202.13	0.00	0.00	0.00	7,010.47	0.00	0.00	0.00	0.00
Inghams Group Limited (ASX:ING)														
450.71	193.16	0.00	0.00	0.00	0.00	0.00	0.00	0.00	0.00	643.87	0.00	0.00	0.00	0.00
MNF Group Limited (ASX:MNF)														
949.44	406.91	0.00	0.00	0.00	0.00	0.00	0.00	0.00	0.00	1,356.35	0.00	0.00	0.00	0.00
Pm Capital Asian Opportunities Fund Limited (ASX:PAF)														
300.00	128.57	0.00	0.00	0.00	0.00	0.00	0.00	0.00	0.00	428.57	0.00	0.00	0.00	0.00
Wam Active Limited (ASX:WAA)														
4,950.00	2,121.42	0.00	0.00	0.00	0.00	0.00	0.00	0.00	0.00	7,071.42	0.00	0.00	0.00	0.00
<b>24,944.75</b>	<b>2,850.06</b>	<b>0.00</b>	<b>0.00</b>	<b>0.00</b>	<b>3,653.56</b>	<b>6,202.13</b>	<b>38.88</b>	<b>0.00</b>	<b>0.00</b>	<b>17,900.24</b>	<b>0.00</b>	<b>19.44</b>	<b>0.00</b>	<b>19.44</b>
<b><u>Term Deposits</u></b>														
Commonwealth Bank Of Australia TD														
1,906.70	0.00	0.00	0.00	0.00	0.00	0.00	0.00	0.00	0.00	1,906.70	0.00	0.00	0.00	0.00
<b>1,906.70</b>	<b>0.00</b>	<b>0.00</b>	<b>0.00</b>	<b>0.00</b>	<b>0.00</b>	<b>0.00</b>	<b>0.00</b>	<b>0.00</b>	<b>0.00</b>	<b>1,906.70</b>	<b>0.00</b>	<b>0.00</b>	<b>0.00</b>	<b>0.00</b>

**Glenwood Superannuation Fund**  
**Investment Income Summary**  
**For the period 1 July 2020 to 30 June 2021**

Total Income	Add			Less					Taxable Income (excluding Capital Gains)	Indexed Capital Gains *	Discounted Capital Gains *	Other Capital Gains *	CGT Concession Amount *
	Franking Credits	Foreign Credits	TFN Credits	Tax Free	Tax Exempt	Tax Deferred	Distributed Capital Gains	GST					
26,852.24	2,850.06	0.00	0.00	0.00	3,653.56	6,202.13	38.88	0.00	19,807.73	0.00	19.44	0.00	19.44

\* Distributed capital gains components correspond to the cash amount received. You should refer to Realised Capital Gains or Distribution Reconciliation Reports for tax and capital gain reporting purpose.

**Glenwood Superannuation Fund**  
**Distribution Reconciliation Report**  
**For the period 1 July 2020 to 30 June 2021**

Net Distribution	Australian Income			Other Non-Assessable Amounts			Foreign Income			Capital Gains			AMIT	Gross Distribution		
	NPP Income	Franking Credits	Withholding Tax	Tax Exempt	Tax Free	Tax Deferred	Capital Returns	Assesable Amounts	Foreign Tax Credits	Discounted Capital Gains	CGT Concession Amount	Indexed Capital Gains	Other Capital Gains	Net Cost Base Increase/ (Decrease)	Accounting	Tax
<b>Listed Securities Market</b>																
Centuria Office REIT - Ordinary Units Fully Paid (ASX:COF)																
5,082.00	1,389.56	0.00	0.00	3,653.56	0.00	0.00	0.00	0.00	0.00	19.44	19.44	0.00	0.00	(3,653.56)	5,082.00	1,389.56
Hotel Property Investments (ASX:HPI)																
13,212.60	7,010.47	0.00	0.00	0.00	0.00	6,202.13	0.00	0.00	0.00	0.00	0.00	0.00	0.00	0.00	13,212.60	7,010.47
<b>18,294.60</b>	<b>8,400.03</b>	<b>0.00</b>	<b>0.00</b>	<b>3,653.56</b>	<b>0.00</b>	<b>6,202.13</b>	<b>0.00</b>	<b>0.00</b>	<b>0.00</b>	<b>19.44</b>	<b>19.44</b>	<b>0.00</b>	<b>0.00</b>	<b>(3,653.56)</b>	<b>18,294.60</b>	<b>8,400.03</b>
<b>18,294.60</b>	<b>8,400.03</b>	<b>0.00</b>	<b>0.00</b>	<b>3,653.56</b>	<b>0.00</b>	<b>6,202.13</b>	<b>0.00</b>	<b>0.00</b>	<b>0.00</b>	<b>19.44</b>	<b>19.44</b>	<b>0.00</b>	<b>0.00</b>	<b>(3,653.56)</b>	<b>18,294.60</b>	<b>8,400.03</b>

**Reconciliation**

	Australian Income		Other Non-Assessable Amounts			Foreign Income		Capital Gains				Gross Distribution	
	NPP Income	Franking Credits	Tax Exempt	Tax Free	Tax Deferred	Assesable Amounts	Foreign Tax Credits	Disc. Capital Gains	CGT Concession Amount	Indexed Capital Gains	Other Capital Gains	Accounting	Tax
Gross Accounting Distribution	8,400.03	-	3,653.56	-	6,202.13	-	-	19.44	19.44	-	-	18,294.60	-
Gross Tax Distribution	8,400.03	-	-	-	-	-	-	-	-	-	-	-	8,400.03
Net Foreign Income	-	-	-	-	-	-	-	-	-	-	-	-	-
Net Distributed Capital Gain	-	-	-	-	-	-	-	38.88	N/A	-	-	-	38.88

**Glenwood Superannuation Fund**  
**Realised Capital Gains**  
**For the period from 1 July 2020 to 30 June 2021**

		Accounting Treatment				Taxation Treatment							
		Quantity	Proceeds	Excess Tax Value*	Original Cost	Accounting Profit/(Loss)	Cost Base Calculation		Capital Gains Calculation				
							Adjusted	Reduced	Indexation	Discounted	Other	Deferred	Capital Loss
<b><u>Listed Derivatives Market</u></b>													
<b>Eden Innovations Ltd - Option Expiring 08-Mar-2021 (ASX:EDEOB)</b>													
08/03/2021	Sale	250,000.00	0.00		0.00								
		250,000.00	0.00		0.00							0.00	
<b>Wam Active Limited - Option Expiring 31-Oct-2022 (ASX:WAAOA)</b>													
15/04/2021	Sale	35,000.00	0.00		0.00								
		35,000.00	0.00		0.00							0.00	
<b>Listed Derivatives Market</b>			0.00		0.00							0.00	
<b>Total</b>													
<b><u>Listed Securities Market</u></b>													
<b>Bardoc Gold Limited (ASX:BDC)</b>													
07/08/2020	Sale	80,000.00	6,700.05		5,139.95	1,560.10							
		80,000.00	6,700.05		5,139.95	1,560.10						0.00	
<b>Cape Lambert Resources Limited (ASX:CFE)</b>													
13/10/2020	Sale	700,000.00	20,409.85		20,409.85	0.00							
		700,000.00	20,409.85		20,409.85	0.00						0.00	
<b>Centuria Office REIT - Ordinary Units Fully Paid (ASX:COF)</b>													
30/06/2021	Dist	0.00	0.00		0.00								
30/06/2021	Dist	0.00	0.00		0.00								
30/06/2021	Dist	0.00	0.00		0.00								
30/06/2021	Dist	0.00	0.00		0.00								
		0.00	0.00		0.00	0.00						0.00	
<b>Firefinch Limited (ASX:FFX)</b>													
04/05/2021	Sale	100,000.00	37,455.00		18,236.67	19,218.33							
		100,000.00	37,455.00		18,236.67	19,218.33						0.00	

**Glenwood Superannuation Fund**  
**Realised Capital Gains**  
For the period from 1 July 2020 to 30 June 2021

	Accounting Treatment				Taxation Treatment						
	Quantity	Proceeds	Excess Tax Value*	Original Cost	Accounting Profit/(Loss)	Cost Base Calculation		Capital Gains Calculation			
						Adjusted	Reduced	Indexation	Discounted	Other	Deferred
<b><u>Listed Securities Market</u></b>											
<b>Gascoyne Resources Limited (ASX:GCY)</b>											
20/11/2020	Sale	5,400.00	2,626.05	12,989.95	(10,363.90)						
		5,400.00	2,626.05	12,989.95	(10,363.90)						0.00
<b>Mali Lithium Limited (ASX:MLL)</b>											
06/11/2020	Sale	100,000.00	18,236.67	18,236.67	0.00						
		100,000.00	18,236.67	18,236.67	0.00						0.00
<b>MNF Group Limited (ASX:MNF)</b>											
06/04/2021	Sale	13,760.00	72,724.88	75,783.56	(3,058.68)						
		13,760.00	72,724.88	75,783.56	(3,058.68)						0.00
<b>Ultracharge Limited (ASX:UTR)</b>											
05/08/2020	Sale	50,000.00	16,529.95	16,529.95	0.00						
		50,000.00	16,529.95	16,529.95	0.00						0.00
<b>Listed Securities Market Total</b>		174,682.45		167,326.60	7,355.85						0.00
<b>Grand Total</b>		<b>174,682.45</b>		<b>167,326.60</b>	<b>7,355.85</b>						<b>0.00</b>

\* Where there is an Excess Tax Value Amount, the Accounting Profit/(Loss) figure takes account of this. Accounting Profit/(Loss) equals Proceeds less Excess Tax Value less Original Cost.



**Glenwood Superannuation Fund**  
**Realised Capital Gains**  
For the period from 1 July 2020 to 30 June 2021

**Capital Gains Tax Return Summary**

	Indexation	Discount	Other	Deferred	Total Capital Gains	Capital Losses
<b>Current Year Capital Gains</b>						
Shares & Units - Listed Shares	0.00	0.00	0.00	0.00	0.00	0.00
Shares & Units - Other Shares	0.00	0.00	0.00	0.00	0.00	0.00
Shares & Units - Listed Trusts	0.00	0.00	0.00	0.00	0.00	0.00
Shares & Units - Other Units	0.00	0.00	0.00	0.00	0.00	0.00
Australian Real Estate	0.00	0.00	0.00	0.00	0.00	0.00
Other Real Estate	0.00	0.00	0.00	0.00	0.00	0.00
Collectables	0.00	0.00	0.00	0.00	0.00	0.00
Other CGT Assets & Other CGT Events	0.00	0.00	0.00	0.00	0.00	0.00
Distributed Capital Gains from Trusts	0.00	0.00	0.00	0.00	0.00	0.00
	0.00	0.00	0.00	0.00	0.00	0.00
<b>Capital Losses Applied</b>						
Current Year	0.00	0.00	0.00	0.00	0.00	0.00
Prior Years	0.00	0.00	0.00	0.00	0.00	0.00
	0.00	0.00	0.00	0.00	0.00	0.00
<b>Net Capital Gains</b>						
Net Gain after applying losses	0.00	0.00	0.00	0.00	0.00	0.00
Discount applicable		0.00				
Net Gain after applying discount	0.00	0.00	0.00	0.00	0.00	0.00

**Glenwood Superannuation Fund**  
 (ABN: 44 605 504 479)

**Consolidated Member Benefit Totals**

Period	Member Account Details
1 July 2020 - 30 June 2021	Residential Address: 13 Glenwood Street Chelmer, QLD 4068
Member	Number: 1
Mr Graeme Robert Cannell	Date of Birth: 26 April 1949 Date Joined Fund: 13 February 2008 Eligible Service Date: 5 November 1979
	Tax File Number Held: Yes

*Note: this report provides a consolidated view of the Member's interests in the SMSF  
 Refer to the Member Benefit Statements produced for each member account for further details*

Your Accounts	
<b>Withdrawal Benefit</b> as at 1 Jul 2020	
Account Based Pension (89.71% Tax Free)	705,655.74
Account Based Pension (100% Tax Free)	240,895.25
<b>Total</b> as at 1 Jul 2020	<b><u>946,550.99</u></b>
<b>Withdrawal Benefit</b> as at 30 Jun 2021	
Account Based Pension (89.71% Tax Free)	1,002,914.54
Account Based Pension (100% Tax Free)	369,313.62
<b>Total</b> as at 30 Jun 2021	<b><u>1,372,228.16</u></b>

Your Tax Components	
Tax Free	1,269,076.60
Taxable - Taxed	103,151.56
Taxable - Untaxed	-
Your Preservation Components	
Preserved	-
Restricted Non Preserved	-
Unrestricted Non Preserved	1,372,228.16
Your Insurance Benefits	
No insurance details have been recorded	
Your Beneficiaries	
No beneficiary details have been recorded	

**For Enquiries:**  
 mail Glenwood Superannuation Fund, Not Supplied

**Glenwood Superannuation Fund**  
(ABN: 44 605 504 479)

**Member Benefit Statement**

Period	Member Account Details
<b>1 July 2020 - 30 June 2021</b>	Residential Address: 13 Glenwood Street Chelmer, QLD 4068
<b>Member</b> Number: 1	Date of Birth: 26 April 1949
<b>Mr Graeme Robert Cannell</b>	Date Joined Fund: 13 February 2008
<b>Pension Account</b>	Eligible Service Date: 5 November 1979
<b>Account Based Pension (89.71% Tax Free)</b>	Tax File Number Held: Yes
	Account Start Date: 13 February 2008

Your Account Summary	
<b>Withdrawal Benefit</b> as at 1 Jul 2020	<b>705,655.74</b>
<i>Increases to your account:</i>	
Share Of Net Fund Income	370,321.80
<u>Total Increases</u>	<u>370,321.80</u>
<i>Decreases to your account:</i>	
Pension Payments	73,063.00
<u>Total Decreases</u>	<u>73,063.00</u>
<b>Withdrawal Benefit</b> as at 30 Jun 2021	<b><u>1,002,914.54</u></b>

Your Tax Components		
Tax Free	89.7148 %	899,762.98
Taxable - Taxed		103,151.56
Taxable - Untaxed		-

Your Preservation Components	
Preserved	-
Restricted Non Preserved	-
Unrestricted Non Preserved	1,002,914.54

**Your Insurance Benefits**  
No insurance details have been recorded

**Your Beneficiaries**  
No beneficiary details have been recorded

**For Enquiries:**  
mail Glenwood Superannuation Fund, Not Supplied

**Glenwood Superannuation Fund**  
 (ABN: 44 605 504 479)

**Member Benefit Statement**

Period	Member Account Details
<b>1 July 2020 - 30 June 2021</b>	Residential Address: 13 Glenwood Street Chelmer, QLD 4068
<b>Member</b> Number: 1	Date of Birth: 26 April 1949
<b>Mr Graeme Robert Cannell</b>	Date Joined Fund: 13 February 2008
<b>Pension Account</b>	Eligible Service Date: 5 November 1979
<b>Account Based Pension (100% Tax Free)</b>	Tax File Number Held: Yes
	Account Start Date: 1 July 2016

Your Account Summary	
<b>Withdrawal Benefit</b> as at 1 Jul 2020	<b>240,895.25</b>
<i>Increases to your account:</i>	
Share Of Net Fund Income	134,438.37
<u>Total Increases</u>	<u>134,438.37</u>
<i>Decreases to your account:</i>	
Pension Payments	6,020.00
<u>Total Decreases</u>	<u>6,020.00</u>
<b>Withdrawal Benefit</b> as at 30 Jun 2021	<b><u>369,313.62</u></b>

Your Tax Components		
Tax Free	100.0000 %	369,313.62
Taxable - Taxed		-
Taxable - Untaxed		-

Your Preservation Components	
Preserved	-
Restricted Non Preserved	-
Unrestricted Non Preserved	369,313.62

**Your Insurance Benefits**  
 No insurance details have been recorded

**Your Beneficiaries**  
 No beneficiary details have been recorded

**For Enquiries:**  
 mail Glenwood Superannuation Fund, Not Supplied



**Trustees**

The Trustees of the Fund are as follows:

Lynne Cannell and  
Graeme Cannell

**Availability of Other Fund Information**

Additional information regarding your membership is available on request. What your Fund can do is governed by the provisions of its Trust Deed, which is available for inspection. If you require further information or clarification of any aspect of your membership of the Fund, please contact your Fund's Administrator or Trustees.

**Trustees Disclaimer**

This statement has been prepared by the Trustees for the member whose name appears at the top of this statement. While every effort has been made by the Trustees to ensure the accuracy and completeness of this statement, the Trustees do not accept any liability for any errors, omissions or misprints.

Signed on behalf of the Trustees of the Fund

.....  
Lynne Cannell  
Trustee

.....  
Graeme Cannell  
Trustee

Statement Date: 30 June 2021

**For Enquiries:**  
mail Glenwood Superannuation Fund, Not Supplied

**Glenwood Superannuation Fund**  
(ABN: 44 605 504 479)

**Consolidated Member Benefit Totals**

Period	Member Account Details
1 July 2020 - 30 June 2021	Residential Address: 13 Glenwood Street Chelmer, QLD 4068
Member	Number: 2
Mrs Lynne Rosemary Cannell	Date of Birth: 1 February 1949 Date Joined Fund: 13 February 2008 Eligible Service Date: 10 February 1975
	Tax File Number Held: Yes

*Note: this report provides a consolidated view of the Member's interests in the SMSF  
Refer to the Member Benefit Statements produced for each member account for further details*

Your Accounts	
<b>Withdrawal Benefit</b> as at 1 Jul 2020	
Account Based Pension (78.42% Tax Free)	636,629.20
Account Based Pension (100% Tax Free)	240,870.76
<b>Total</b> as at 1 Jul 2020	<b>877,499.96</b>
<b>Withdrawal Benefit</b> as at 30 Jun 2021	
Account Based Pension (78.42% Tax Free)	894,634.72
Account Based Pension (100% Tax Free)	369,275.18
<b>Total</b> as at 30 Jun 2021	<b>1,263,909.90</b>

Your Tax Components	
Tax Free	1,070,814.88
Taxable - Taxed	193,095.02
Taxable - Untaxed	-
Your Preservation Components	
Preserved	-
Restricted Non Preserved	-
Unrestricted Non Preserved	1,263,909.90
Your Insurance Benefits	
No insurance details have been recorded	
Your Beneficiaries	
No beneficiary details have been recorded	

**For Enquiries:**  
mail Glenwood Superannuation Fund, Not Supplied

**Glenwood Superannuation Fund**  
 (ABN: 44 605 504 479)

**Member Benefit Statement**

Period	Member Account Details
<b>1 July 2020 - 30 June 2021</b>	Residential Address: 13 Glenwood Street Chelmer, QLD 4068
<b>Member</b> Number: 2	Date of Birth: 1 February 1949
<b>Mrs Lynne Rosemary Cannell</b>	Date Joined Fund: 13 February 2008
<b>Pension Account</b>	Eligible Service Date: 10 February 1975
<b>Account Based Pension (78.42% Tax Free)</b>	Tax File Number Held: Yes
	Account Start Date: 13 February 2008

<b>Your Account Summary</b>	
<b>Withdrawal Benefit</b> as at 1 Jul 2020	<b>636,629.20</b>
<i>Increases to your account:</i>	
Share Of Net Fund Income	331,068.52
<u>Total Increases</u>	<u>331,068.52</u>
<i>Decreases to your account:</i>	
Pension Payments	73,063.00
<u>Total Decreases</u>	<u>73,063.00</u>
<b>Withdrawal Benefit</b> as at 30 Jun 2021	<b><u>894,634.72</u></b>

<b>Your Tax Components</b>		
Tax Free	78.4163 %	701,539.70
Taxable - Taxed		193,095.02
Taxable - Untaxed		-

<b>Your Preservation Components</b>	
Preserved	-
Restricted Non Preserved	-
Unrestricted Non Preserved	894,634.72

**Your Insurance Benefits**  
 No insurance details have been recorded

**Your Beneficiaries**  
 No beneficiary details have been recorded

**For Enquiries:**  
 mail Glenwood Superannuation Fund, Not Supplied

**Glenwood Superannuation Fund**  
(ABN: 44 605 504 479)

**Member Benefit Statement**

Period	Member Account Details
<b>1 July 2020 - 30 June 2021</b>	Residential Address: 13 Glenwood Street Chelmer, QLD 4068
<b>Member</b> Number: 2	Date of Birth: 1 February 1949
<b>Mrs Lynne Rosemary Cannell</b>	Date Joined Fund: 13 February 2008
<b>Pension Account</b>	Eligible Service Date: 10 February 1975
<b>Account Based Pension (100% Tax Free)</b>	Tax File Number Held: Yes
	Account Start Date: 1 July 2016

Your Account Summary	
<b>Withdrawal Benefit</b> as at 1 Jul 2020	<b>240,870.76</b>
<i>Increases to your account:</i>	
Share Of Net Fund Income	134,424.42
<u>Total Increases</u>	<u>134,424.42</u>
<i>Decreases to your account:</i>	
Pension Payments	6,020.00
<u>Total Decreases</u>	<u>6,020.00</u>
<b>Withdrawal Benefit</b> as at 30 Jun 2021	<b><u>369,275.18</u></b>

Your Tax Components		
Tax Free	100.0000 %	369,275.18
Taxable - Taxed		-
Taxable - Untaxed		-

Your Preservation Components	
Preserved	-
Restricted Non Preserved	-
Unrestricted Non Preserved	369,275.18

**Your Insurance Benefits**  
No insurance details have been recorded

**Your Beneficiaries**  
No beneficiary details have been recorded

**For Enquiries:**  
mail Glenwood Superannuation Fund, Not Supplied





**Trustees**

The Trustees of the Fund are as follows:

Lynne Cannell and  
Graeme Cannell

**Availability of Other Fund Information**

Additional information regarding your membership is available on request. What your Fund can do is governed by the provisions of its Trust Deed, which is available for inspection. If you require further information or clarification of any aspect of your membership of the Fund, please contact your Fund's Administrator or Trustees.

**Trustees Disclaimer**

This statement has been prepared by the Trustees for the member whose name appears at the top of this statement. While every effort has been made by the Trustees to ensure the accuracy and completeness of this statement, the Trustees do not accept any liability for any errors, omissions or misprints.

Signed on behalf of the Trustees of the Fund

.....  
Lynne Cannell  
Trustee

.....  
Graeme Cannell  
Trustee

Statement Date: 30 June 2021

**For Enquiries:**  
mail Glenwood Superannuation Fund, Not Supplied

**Glenwood Superannuation Fund  
Pension Withdrawal Limits  
For the Period 1 July 2020 to 30 June 2021**

**Mr Graeme Cannell  
YTD Summaries**

	Drawdowns to date	Rqd. for Minimum	Minimum	Rqd for Plan	Plan*	Remaining until Max	Maximum	Tax Free %
Account Based Pension (100% Tax Free)	6,020.00	OK!	6,020.00	OK!	6,020.00	-	-	100.00%
Account Based Pension (89.71% Tax Free)	73,063.00	OK!	17,640.00	OK!	17,640.00	-	-	89.71%

**Totals**

Gross Drawdowns	79,083.00	0.00	23,660.00	0.00	23,660.00
PAYG Tax	0.00	0.00	0.00	0.00	0.00
Net Drawdowns	79,083.00	0.00	23,660.00	0.00	23,660.00

Footnotes:

\*The plan amount is the annual pension review amount or the minimum amount where no review amount is recorded.

**Pension Payments**

Account Based Pension (100% Tax Free)

Date	Gross Amount	PAYG	Net Amount	Description
02/10/2020	6,020.00	0.00	6,020.00	part of \$158,166.00 SMSF Pension
<b>Totals:</b>	<b>6,020.00</b>	<b>0.00</b>	<b>6,020.00</b>	

Account Based Pension (89.71% Tax Free)

Date	Gross Amount	PAYG	Net Amount	Description
02/10/2020	73,063.00	0.00	73,063.00	part of \$158,166.00 SMSF Pension
<b>Totals:</b>	<b>73,063.00</b>	<b>0.00</b>	<b>73,063.00</b>	

**Glenwood Superannuation Fund  
Pension Withdrawal Limits  
For the Period 1 July 2020 to 30 June 2021**

**Mrs Lynne Cannell  
YTD Summaries**

	Drawdowns to date	Rqd. for Minimum	Minimum	Rqd for Plan	Plan*	Remaining until Max	Maximum	Tax Free %
Account Based Pension (100% Tax Free)	6,020.00	OK!	6,020.00	OK!	6,020.00	-	-	100.00%
Account Based Pension (78.42% Tax Free)	73,063.00	OK!	15,920.00	OK!	15,920.00	-	-	78.42%
<b>Totals</b>								
Gross Drawdowns	79,083.00	0.00	21,940.00	0.00	21,940.00			
PAYG Tax	0.00	0.00	0.00	0.00	0.00			
Net Drawdowns	79,083.00	0.00	21,940.00	0.00	21,940.00			

Footnotes:

\*The plan amount is the annual pension review amount or the minimum amount where no review amount is recorded.

**Pension Payments**

Account Based Pension (100% Tax Free)

Date	Gross Amount	PAYG	Net Amount	Description
02/10/2020	6,020.00	0.00	6,020.00	part of \$158,166.00 SMSF Pension
<b>Totals:</b>	<b>6,020.00</b>	<b>0.00</b>	<b>6,020.00</b>	

Account Based Pension (78.42% Tax Free)

Date	Gross Amount	PAYG	Net Amount	Description
02/10/2020	73,063.00	0.00	73,063.00	part of \$158,166.00 SMSF Pension
<b>Totals:</b>	<b>73,063.00</b>	<b>0.00</b>	<b>73,063.00</b>	

**Glenwood Superannuation Fund**  
**Investment Movement Summary**  
**For the period 1 July 2020 to 30 June 2021**

Investment	Opening Balance		Acquisitions		Disposals			Closing Balance		
	Qty	Cost	Qty	Cost	Qty	Proceeds	Profit/(Loss)	Qty	Cost	Market Value
<b><u>Bank</u></b>										
Citigroup Pty Ltd 0897		57.56		0.00		0.00	0.00		57.56	57.56
Commonwealth Bank Of Australia 1203		0.72		0.00		0.00	0.00		0.72	0.72
Commonwealth Bank Of Australia 1542		7.97		0.00		0.00	0.00		7.97	7.97
Commonwealth Bank Of Australia 1569		4,409.70		205,192.22		198,762.57	0.00		10,839.35	10,839.35
Commonwealth Bank Of Australia 3145		0.12		0.00		0.00	0.00		0.12	0.12
Commonwealth Bank Of Australia 7045		59.90		113,362.18		112,539.07	0.00		883.01	883.01
ING Business Optimiser 3730		516.27		0.79		0.00	0.00		517.06	517.06
		5,052.24		318,555.19		311,301.64	0.00		12,305.79	12,305.79
<b><u>Listed Derivatives Market</u></b>										
Eden Innovations Ltd - Option Expiring 08-Mar-2021 (ASX:EDEOB)	250,000.00	0.00	0.00	0.00	250,000.00	0.00	0.00	0.00	0.00	0.00
Wam Active Limited - Option Expiring 31-Oct-2022 (ASX:WAAOA)	0.00	0.00	65,000.00	0.00	35,000.00	0.00	0.00	30,000.00	0.00	630.00
		0.00		0.00		0.00	0.00		0.00	630.00
<b><u>Listed Securities Market</u></b>										
Altech Chemicals Ltd (ASX:ATC)	210,909.00	34,833.00	0.00	0.00	0.00	0.00	0.00	210,909.00	34,833.00	9,069.09
Australian Vanadium Limited (ASX:AVL)	180,000.00	6,499.95	0.00	0.00	0.00	0.00	0.00	180,000.00	6,499.95	3,420.00
Bardoc Gold Limited (ASX:BDC)	80,000.00	5,139.95	0.00	0.00	80,000.00	6,700.05	1,560.10	0.00	0.00	0.00
Battery Minerals Limited (ASX:BAT)	150,000.00	4,219.95	0.00	0.00	0.00	0.00	0.00	150,000.00	4,219.95	2,400.00
Black Rock Mining Limited (ASX:BKT)	650,000.00	64,335.91	0.00	0.00	0.00	0.00	0.00	650,000.00	64,335.91	91,000.00
Cape Lambert Resources Limited (ASX:CFE)	700,000.00	20,409.85	0.00	0.00	700,000.00	20,409.85	0.00	0.00	0.00	0.00
Centrex Limited (ASX:CXM)	800,000.00	72,186.39	0.00	0.00	0.00	0.00	0.00	800,000.00	72,186.39	38,400.00

**Glenwood Superannuation Fund**  
**Investment Movement Summary**  
**For the period 1 July 2020 to 30 June 2021**

Investment	Opening Balance		Acquisitions		Disposals			Closing Balance		
	Qty	Cost	Qty	Cost	Qty	Proceeds	Profit/(Loss)	Qty	Cost	Market Value
Centuria Office REIT - Ordinary Units Fully Paid (ASX:COF)	30,800.00	68,824.24	0.00	0.00	0.00	0.00	0.00	30,800.00	68,824.24	72,072.00
Cyclone Metals Limited (ASX:CLE)	0.00	0.00	700,000.00	20,409.85	0.00	0.00	0.00	700,000.00	20,409.85	6,300.00
Danakali Limited (ASX:DNK)	120,000.00	88,698.49	0.00	0.00	0.00	0.00	0.00	120,000.00	88,698.49	53,400.00
Droneshield Limited (ASX:DRO)	160,000.00	44,833.00	0.00	0.00	0.00	0.00	0.00	160,000.00	44,833.00	24,000.00
Eden Innovations Ltd (ASX:EDE)	1,000,000.00	128,621.79	0.00	0.00	0.00	0.00	0.00	1,000,000.00	128,621.79	24,000.00
Fe Limited (ASX:FEL)	520,000.00	36,433.00	0.00	0.00	0.00	0.00	0.00	520,000.00	36,433.00	26,520.00
Firefinch Limited (ASX:FFX)	0.00	0.00	100,000.00	18,236.67	100,000.00	37,455.00	19,218.33	0.00	0.00	0.00
Fluence Corporation Limited (ASX:FLC)	290,000.00	137,560.26	0.00	0.00	0.00	0.00	0.00	290,000.00	137,560.26	55,100.00
Fremont Petroleum Corporation Limited (ASX:FPL)	1,000,000.00	27,827.95	0.00	0.00	0.00	0.00	0.00	1,000,000.00	27,827.95	3,000.00
Gascoyne Resources Limited (ASX:GCY)	108,000.00	12,989.95	0.00	0.00	108,000.00	2,626.05	(10,363.90)	0.00	0.00	0.00
Hotel Property Investments (ASX:HPI)	80,375.00	176,236.16	0.00	0.00	0.00	0.00	0.00	80,375.00	176,236.16	256,396.25
Icon Energy Limited (ASX:ICN)	2,500,000.00	484,607.58	0.00	0.00	0.00	0.00	0.00	2,500,000.00	484,607.58	35,000.00
Inghams Group Limited (ASX:ING)	3,174.00	8,950.68	0.00	0.00	0.00	0.00	0.00	3,174.00	8,950.68	12,632.52
Ironbark Zinc Ltd (ASX:IBG)	172,000.00	14,137.00	0.00	0.00	0.00	0.00	0.00	172,000.00	14,137.00	3,612.00
Lake Resources N.L. (ASX:LKE)	1,553,572.00	74,461.95	142,857.00	14,285.70	0.00	0.00	0.00	1,696,429.00	88,747.65	568,303.72
Lincoln Minerals Limited (ASX:LML)	250,000.00	12,429.95	0.00	0.00	0.00	0.00	0.00	250,000.00	12,429.95	2,000.00
Magnetite Mines Limited. (ASX:MGT)	0.00	0.00	620,000.00	37,244.64	0.00	0.00	0.00	620,000.00	37,244.64	48,980.00
Mali Lithium Limited (ASX:MLL)	0.00	0.00	100,000.00	18,236.67	100,000.00	18,236.67	0.00	0.00	0.00	0.00
Metalicity Limited (ASX:MCT)	250,000.00	2,869.95	703,000.00	17,597.85	0.00	0.00	0.00	953,000.00	20,467.80	9,530.00
Metallica Minerals Limited (ASX:MLM)	1,100,000.00	57,080.07	0.00	0.00	0.00	0.00	0.00	1,100,000.00	57,080.07	38,500.00
Meteoric Resources NL (ASX:MEI)	1,220,000.00	55,598.25	125,000.00	7,144.95	0.00	0.00	0.00	1,345,000.00	62,743.20	68,595.00
Minbos Resources Limited (ASX:MNB)	0.00	0.00	1,000,000.00	3,019.95	950,000.00	0.00	0.00	50,000.00	3,019.95	3,250.00
MNF Group Limited (ASX:MNF)	13,760.00	75,783.56	0.00	0.00	13,760.00	72,724.88	(3,058.68)	0.00	0.00	0.00
Nanosonics Limited (ASX:NAN)	40,000.00	84,367.52	0.00	0.00	0.00	0.00	0.00	40,000.00	84,367.52	234,800.00
Northern Minerals Limited (ASX:NTU)	430,000.00	40,676.00	0.00	0.00	0.00	0.00	0.00	430,000.00	40,676.00	14,190.00
Paragon Care Limited (ASX:PGC)	100,000.00	50,009.16	0.00	0.00	0.00	0.00	0.00	100,000.00	50,009.16	26,500.00
Pm Capital Asian Opportunities Fund Limited (ASX:PAF)	20,000.00	20,000.00	0.00	0.00	0.00	0.00	0.00	20,000.00	20,000.00	18,900.00
Queensland Pacific Metals Limited (ASX:QPM)	0.00	0.00	200,000.00	23,029.95	0.00	0.00	0.00	200,000.00	23,029.95	28,000.00
Quickstep Holdings Limited (ASX:QHL)	723,738.00	104,671.34	0.00	0.00	0.00	0.00	0.00	723,738.00	104,671.34	37,634.38
Suvo Strategic Minerals Limited (ASX:SUV)	0.00	0.00	50,000.00	16,529.95	0.00	0.00	0.00	50,000.00	16,529.95	7,500.00

**Glenwood Superannuation Fund**  
**Investment Movement Summary**  
**For the period 1 July 2020 to 30 June 2021**

Investment	Opening Balance		Acquisitions		Disposals			Closing Balance		
	Qty	Cost	Qty	Cost	Qty	Proceeds	Profit/(Loss)	Qty	Cost	Market Value
Theta Gold Mines Limited (ASX:TGM)	118,000.00	22,453.00	0.00	0.00	0.00	0.00	0.00	118,000.00	22,453.00	26,550.00
TNG Limited (ASX:TNG)	899,833.00	122,613.75	0.00	0.00	0.00	0.00	0.00	899,833.00	122,613.75	53,989.98
Ultracharge Limited (ASX:UTR)	50,000.00	16,529.95	0.00	0.00	50,000.00	16,529.95	0.00	0.00	0.00	0.00
Vital Metals Limited (ASX:VML)	2,687,502.00	76,205.57	0.00	0.00	0.00	0.00	0.00	2,687,502.00	76,205.57	129,000.10
Volt Resources Limited (ASX:VRC)	1,185,272.00	40,718.72	0.00	0.00	0.00	0.00	0.00	1,185,272.00	40,718.72	41,484.52
Wam Active Limited (ASX:WAA)	65,000.00	82,848.77	35,000.00	38,500.00	0.00	0.00	0.00	100,000.00	121,348.77	109,500.00
West Wits Mining Limited (ASX:WWI)	2,500,000.00	45,054.00	0.00	0.00	0.00	0.00	0.00	2,500,000.00	45,054.00	212,500.00
		2,421,716.61		214,236.18		174,682.45	7,355.85		2,468,626.19	2,396,029.56
<b><u>Term Deposits</u></b>										
Commonwealth Bank Of Australia TD		178,264.84		0.00		178,264.84	0.00		0.00	0.00
		178,264.84		0.00		178,264.84	0.00		0.00	0.00
<b><u>Unlisted Market</u></b>										
Amalgamated Australian Investment Group Limited	850,000.00	99,500.00	0.00	0.00	0.00	0.00	0.00	850,000.00	99,500.00	187,000.00
Axiom Mining Limited (ASX:AVQ)	200,000.00	23,029.95	0.00	0.00	0.00	0.00	0.00	200,000.00	23,029.95	5,600.00
Frame Futures Fund	30,588.33	31,345.31	0.00	0.00	0.00	0.00	0.00	30,588.33	31,345.31	29,169.03
		153,875.26		0.00		0.00	0.00		153,875.26	221,769.03
<b>Fund Total</b>		<b>2,758,908.95</b>		<b>532,791.37</b>		<b>664,248.93</b>	<b>7,355.85</b>		<b>2,634,807.24</b>	<b>2,630,734.38</b>

Date: 7/06/2023

Dear Sir/Madam,

Thank you for your enquiry and below is the account balance(s) of your portfolio as of close of business on: 30/06/2022

**AXIOM MINING LIMITED  
CHESS DEPOSITARY INTERESTS Unlisted**

<b>Name</b>	<b>Share Type</b>	<b>Register</b>	<b>Quantity</b>	
MR GRAEME ROBERT CANNELL + MRS LYNNE ROSEMARY CANNELL <GLENWOOD SUPER FUND>  *****7631	Issuer Sponsored	QLD	200000	Unlisted
		<b>Total</b>	<b>200000</b>	

Sincerely,  
Computershare

**Only Computershare managed holdings are listed.**



Account Number 06 4111 10191203

Statement Period 5 Apr 2020 - 4 Oct 2020

Closing Balance \$0.72 CR

Enquiries 13 1998  
 (24 hours a day, 7 days a week)



037

MR G AND MRS L CANNELL  
 13 GLENWOOD ST  
 CHELMER QLD 4068

## Direct Investment Account

If this account has an attached overdraft limit or facility and we send you a statement every 4 or 6 months, we will update your statement preference to every 3 months as part of changes made to the new Banking Code of Practice from 1 July 2019.

Your SMSF Commonwealth Direct Investment Account specifically designed for your Self Managed Super Fund can grow your savings while you plan your next investment. Earn a competitive rate of interest on balances over \$10,000. You can enjoy instant access to your money through ATMs, NetBank, EFTPOS, telephone banking and bank branches.

Name: LYNNE ROSEMARY CANNELL AND GRAEME ROBERT  
 CANNELL AS TRUSTEES FOR GLENWOOD SUPERA  
 NNUATION FUND ACCUMULATION ACCOUNT

Note: Have you checked your statement today? It's easy to find out more information about each of your transactions by logging on to the CommBank App or NetBank. Should you have any questions on fees or see an error please contact us on the details above. Cheque proceeds are available when cleared.

The date of transactions shown here may be different on your other transaction lists (for example, the transaction list that appears on the CommBank app).

Date	Transaction	Debit	Credit	Balance
05 Apr 2020	OPENING BALANCE			\$0.72 CR
04 Oct 2020	CLOSING BALANCE			\$0.72 CR

<b>Opening balance</b>	-	<b>Total debits</b>	+	<b>Total credits</b>	=	<b>Closing balance</b>
\$0.72 CR		Nil		Nil		\$0.72 CR

## Your Credit Interest Rate Summary

Date	Balance	Standard Credit Interest Rate (p.a.)
04 Oct	Less than \$10,000.00	0.00%
	\$10,000.00 and over	0.15%

Note. Interest rates are effective as at the date shown but are subject to change.



10743.29795.1.1.ZZ258R3.0303.SL.R3.S932.D279.O.V06.00.30





# Your Statement

Statement 14 (Page 1 of 1)

Account Number 06 4111 10191203

Statement Period 5 Oct 2020 - 4 Apr 2021

Closing Balance \$0.72 CR

Enquiries 13 1998  
 (24 hours a day, 7 days a week)



037

MR G AND MRS L CANNELL  
 13 GLENWOOD ST  
 CHELMER QLD 4068

## Direct Investment Account

If this account has an attached overdraft limit or facility and we send you a statement every 4 or 6 months, we will update your statement preference to every 3 months as part of changes made to the new Banking Code of Practice from 1 July 2019.

Your SMSF Commonwealth Direct Investment Account specifically designed for your Self Managed Super Fund can grow your savings while you plan your next investment. Earn a competitive rate of interest on balances over \$10,000. You can enjoy instant access to your money through ATMs, NetBank, EFTPOS, telephone banking and bank branches.

Name: LYNNE ROSEMARY CANNELL AND GRAEME ROBERT  
 CANNELL AS TRUSTEES FOR GLENWOOD SUPERA  
 NNUATION FUND ACCUMULATION ACCOUNT

Note: Have you checked your statement today? It's easy to find out more information about each of your transactions by logging on to the CommBank App or NetBank. Should you have any questions on fees or see an error please contact us on the details above. Cheque proceeds are available when cleared.

The date of transactions shown here may be different on your other transaction lists (for example, the transaction list that appears on the CommBank app).

Date	Transaction	Debit	Credit	Balance
05 Oct 2020	OPENING BALANCE			\$0.72 CR
04 Apr 2021	CLOSING BALANCE			\$0.72 CR

Opening balance	-	Total debits	+	Total credits	=	Closing balance
\$0.72 CR		Nil		Nil		\$0.72 CR

## Your Credit Interest Rate Summary

Date	Balance	Standard Credit Interest Rate (p.a.)
04 Apr	Less than \$10,000.00	0.00%
	\$10,000.00 and over	0.05%

Note. Interest rates are effective as at the date shown but are subject to change.



16745.48663.1.1 ZZ258R3 0303 SL.R3.S934.D096.OV06.00.31



Account Number 06 4111 10191203

Statement Period 5 Apr 2021 - 4 Oct 2021

Closing Balance \$0.72 CR

Enquiries 13 1998  
 (24 hours a day, 7 days a week)



037

MR G AND MRS L CANNELL  
 13 GLENWOOD ST  
 CHELMER QLD 4068

## Direct Investment Account

If this account has an attached overdraft limit or facility and we send you a statement every 4 or 6 months, we will update your statement preference to every 3 months as part of changes made to the new Banking Code of Practice from 1 July 2019.

The Commonwealth Direct Investment Account is the preferred cash account for SMSF customers. Enjoy the convenience of managing your investments through NetBank and the CommBank app.

Name: LYNNE ROSEMARY CANNELL AND GRAEME ROBERT  
 CANNELL AS TRUSTEES FOR GLENWOOD SUPERA  
 NNUATION FUND ACCUMULATION ACCOUNT

Note: Have you checked your statement today? It's easy to find out more information about each of your transactions by logging on to the CommBank App or NetBank. Should you have any questions on fees or see an error please contact us on the details above. Cheque proceeds are available when cleared.

The date of transactions shown here may be different on your other transaction lists (for example, the transaction list that appears on the CommBank app).


Date	Transaction	Debit	Credit	Balance
05 Apr 2021	OPENING BALANCE			\$0.72 CR
04 Oct 2021	CLOSING BALANCE			\$0.72 CR

<b>Opening balance</b>	-	<b>Total debits</b>	+	<b>Total credits</b>	=	<b>Closing balance</b>
\$0.72 CR		Nil		Nil		\$0.72 CR

## Your Credit Interest Rate Summary

Date	Balance	Standard Credit Interest Rate (p.a.)
04 Oct	Less than \$10,000.00	0.00%
	\$10,000.00 and over	0.05%

Note. Interest rates are effective as at the date shown but are subject to change.





# Your Statement

Statement 136

(Page 1 of 1)

**Account Number** 06 4111 10131542**Statement****Period**

12 Jun 2020 - 11 Jul 2020

**Closing Balance**

\$7.97 CR

**Enquiries**

13 1998

(24 hours a day, 7 days a week)



037

THE TRUSTEES  
13 GLENWOOD ST  
CHELMER QLD 4068

## Business Online Saver

**Name:** GRAEME ROBERT CANNELL AND  
LYNNE ROSEMARY CANNELL IN TRUST FOR  
GLENWOOD SUPERANNUATION FUND**Note:** Have you checked your statement today? It's easy to find out more information about each of your transactions by logging on to the CommBank App or NetBank. Should you have any questions on fees or see an error please contact us on the details above. Cheque proceeds are available when cleared.

The date of transactions shown here may be different on your other transaction lists (for example, the transaction list that appears on the CommBank app).

Date	Transaction	Debit	Credit	Balance	
12 Jun 2020	OPENING BALANCE			\$7.97 CR	
11 Jul 2020	CLOSING BALANCE			\$7.97 CR	
	<b>Opening balance</b>	-	<b>Total debits</b>	+ <b>Total credits</b>	= <b>Closing balance</b>
	\$7.97 CR		Nil	Nil	\$7.97 CR

## Your Credit Interest Rate Summary

Date	Balance	Standard Credit Interest Rate (p.a.)
11 Jul	Less than \$10,000.00	0.00%
	\$10,000.00 and over	0.05%

Note. Interest rates are effective as at the date shown but are subject to change.





# Your Statement

Statement 137

(Page 1 of 1)

**Account Number**

06 4111 10131542

**Statement****Period**

12 Jul 2020 - 11 Aug 2020

**Closing Balance**

\$7.97 CR

**Enquiries**

13 1998

(24 hours a day, 7 days a week)



037

THE TRUSTEES  
13 GLENWOOD ST  
CHELMER QLD 4068

## Business Online Saver

**Name:** GRAEME ROBERT CANNELL AND  
LYNNE ROSEMARY CANNELL IN TRUST FOR  
GLENWOOD SUPERANNUATION FUND**Note:** Have you checked your statement today? It's easy to find out more information about each of your transactions by logging on to the CommBank App or NetBank. Should you have any questions on fees or see an error please contact us on the details above. Cheque proceeds are available when cleared.


The date of transactions shown here may be different on your other transaction lists (for example, the transaction list that appears on the CommBank app).

Date	Transaction	Debit	Credit	Balance
12 Jul	2020 OPENING BALANCE			\$7.97 CR
11 Aug	2020 CLOSING BALANCE			\$7.97 CR
	<b>Opening balance</b>			
		-	<b>Total debits</b>	
			+	<b>Total credits</b>
			=	<b>Closing balance</b>
		\$7.97 CR	Nil	Nil
				\$7.97 CR

## Your Credit Interest Rate Summary

Date	Balance	Standard Credit Interest Rate (p.a.)
11 Aug	Less than \$10,000.00	0.00%
	\$10,000.00 and over	0.05%

Note. Interest rates are effective as at the date shown but are subject to change.





# Your Statement

Statement 138 (Page 1 of 1)

Account Number 06 4111 10131542

Statement Period 12 Aug 2020 - 11 Sep 2020

Closing Balance \$7.97 CR

Enquiries 13 1998  
 (24 hours a day, 7 days a week)



037

THE TRUSTEES  
 13 GLENWOOD ST  
 CHELMER QLD 4068

## Business Online Saver

Name: GRAEME ROBERT CANNELL AND  
 LYNNE ROSEMARY CANNELL IN TRUST FOR  
 GLENWOOD SUPERANNUATION FUND

Note: Have you checked your statement today? It's easy to find out more information about each of your transactions by logging on to the CommBank App or NetBank. Should you have any questions on fees or see an error please contact us on the details above. Cheque proceeds are available when cleared.


The date of transactions shown here may be different on your other transaction lists (for example, the transaction list that appears on the CommBank app).

Date	Transaction	Debit	Credit	Balance	
12 Aug 2020	OPENING BALANCE			\$7.97 CR	
11 Sep 2020	CLOSING BALANCE			\$7.97 CR	
	<b>Opening balance</b>	-	<b>Total debits</b>	+ <b>Total credits</b> = <b>Closing balance</b>	
	\$7.97 CR		Nil	Nil	\$7.97 CR

## Your Credit Interest Rate Summary

Date	Balance	Standard Credit Interest Rate (p.a.)
11 Sep	Less than \$10,000.00	0.00%
	\$10,000.00 and over	0.05%

Note. Interest rates are effective as at the date shown but are subject to change.





# Your Statement

Statement 139 (Page 1 of 1)

Account Number 06 4111 10131542

Statement Period 12 Sep 2020 - 11 Oct 2020

Closing Balance \$7.97 CR

Enquiries 13 1998  
 (24 hours a day, 7 days a week)



037

THE TRUSTEES  
 13 GLENWOOD ST  
 CHELMER QLD 4068

## Business Online Saver

Name: GRAEME ROBERT CANNELL AND  
 LYNNE ROSEMARY CANNELL IN TRUST FOR  
 GLENWOOD SUPERANNUATION FUND

Note: Have you checked your statement today? It's easy to find out more information about each of your transactions by logging on to the CommBank App or NetBank. Should you have any questions on fees or see an error please contact us on the details above. Cheque proceeds are available when cleared.


The date of transactions shown here may be different on your other transaction lists (for example, the transaction list that appears on the CommBank app).

Date	Transaction	Debit	Credit	Balance	
12 Sep 2020	OPENING BALANCE			\$7.97 CR	
11 Oct 2020	CLOSING BALANCE			\$7.97 CR	
	<b>Opening balance</b>				
	- <b>Total debits</b>				
	+ <b>Total credits</b>				
	= <b>Closing balance</b>				
		\$7.97 CR	Nil	Nil	\$7.97 CR

## Your Credit Interest Rate Summary

Date	Balance	Standard Credit Interest Rate (p.a.)
11 Oct	Less than \$10,000.00	0.00%
	\$10,000.00 and over	0.05%

Note. Interest rates are effective as at the date shown but are subject to change.





# Your Statement

Statement 140 (Page 1 of 1)

Account Number 06 4111 10131542

Statement Period 12 Oct 2020 - 11 Nov 2020

Closing Balance \$7.97 CR

Enquiries 13 1998  
 (24 hours a day, 7 days a week)



037

THE TRUSTEES  
 13 GLENWOOD ST  
 CHELMER QLD 4068

## Business Online Saver

Name: GRAEME ROBERT CANNELL AND  
 LYNNE ROSEMARY CANNELL IN TRUST FOR  
 GLENWOOD SUPERANNUATION FUND

Note: Have you checked your statement today? It's easy to find out more information about each of your transactions by logging on to the CommBank App or NetBank. Should you have any questions on fees or see an error please contact us on the details above. Cheque proceeds are available when cleared.

The date of transactions shown here may be different on your other transaction lists (for example, the transaction list that appears on the CommBank app).

Date	Transaction	Debit	Credit	Balance
12 Oct 2020	OPENING BALANCE			\$7.97 CR
11 Nov 2020	CLOSING BALANCE			\$7.97 CR

Opening balance	-	Total debits	+	Total credits	=	Closing balance
\$7.97 CR		Nil		Nil		\$7.97 CR

## Your Credit Interest Rate Summary

Date	Balance	Standard Credit Interest Rate (p.a.)
11 Nov	Less than \$10,000.00	0.00%
	\$10,000.00 and over	0.05%

Note. Interest rates are effective as at the date shown but are subject to change.





# Your Statement

Statement 141 (Page 1 of 1)

Account Number 06 4111 10131542

Statement Period 12 Nov 2020 - 11 Dec 2020

Closing Balance \$7.97 CR

Enquiries 13 1998  
 (24 hours a day, 7 days a week)



037

THE TRUSTEES  
 13 GLENWOOD ST  
 CHELMER QLD 4068

## Business Online Saver

Name: GRAEME ROBERT CANNELL AND  
 LYNNE ROSEMARY CANNELL IN TRUST FOR  
 GLENWOOD SUPERANNUATION FUND

Note: Have you checked your statement today? It's easy to find out more information about each of your transactions by logging on to the CommBank App or NetBank. Should you have any questions on fees or see an error please contact us on the details above. Cheque proceeds are available when cleared.


The date of transactions shown here may be different on your other transaction lists (for example, the transaction list that appears on the CommBank app).

Date	Transaction	Debit	Credit	Balance	
12 Nov 2020	OPENING BALANCE			\$7.97 CR	
11 Dec 2020	CLOSING BALANCE			\$7.97 CR	
	<b>Opening balance</b>	-	<b>Total debits</b>	+ <b>Total credits</b> = <b>Closing balance</b>	
	\$7.97 CR		Nil	Nil	\$7.97 CR

## Your Credit Interest Rate Summary

Date	Balance	Standard Credit Interest Rate (p.a.)#
11 Dec	Less than \$10,000.00	0.00%
	\$10,000.00 and over	0.01%

#If your pricing is linked to the Reserve Bank of Australia's target cash rate, the interest rate will fluctuate with the cash rate movements. Note. Interest rates are effective as at the date shown but are subject to change.



10554.10554.1.1.ZZ258R3.0303.SL.R3.S932.D346.OV06.00.31





# Your Statement

Statement 142 (Page 1 of 1)

Account Number 06 4111 10131542

Statement Period 12 Dec 2020 - 11 Jan 2021

Closing Balance \$7.97 CR

Enquiries 13 1998  
 (24 hours a day, 7 days a week)



037

THE TRUSTEES  
 13 GLENWOOD ST  
 CHELMER QLD 4068

## Business Online Saver

Name: GRAEME ROBERT CANNELL AND  
 LYNNE ROSEMARY CANNELL IN TRUST FOR  
 GLENWOOD SUPERANNUATION FUND

Note: Have you checked your statement today? It's easy to find out more information about each of your transactions by logging on to the CommBank App or NetBank. Should you have any questions on fees or see an error please contact us on the details above. Cheque proceeds are available when cleared.

The date of transactions shown here may be different on your other transaction lists (for example, the transaction list that appears on the CommBank app).

Date	Transaction	Debit	Credit	Balance	
12 Dec 2020	OPENING BALANCE			\$7.97 CR	
11 Jan 2021	CLOSING BALANCE			\$7.97 CR	
	<b>Opening balance</b>				
	- <b>Total debits</b>				
	+ <b>Total credits</b>				
	= <b>Closing balance</b>				
		\$7.97 CR	Nil	Nil	\$7.97 CR

## Your Credit Interest Rate Summary

Date	Balance	Standard Credit Interest Rate (p.a.)#
11 Jan	Less than \$10,000.00	0.00%
	\$10,000.00 and over	0.01%

#If your pricing is linked to the Reserve Bank of Australia's target cash rate, the interest rate will fluctuate with the cash rate movements. Note. Interest rates are effective as at the date shown but are subject to change.



11801.11801.1.1.ZZ258R3.0303.SL.R3.S933.D011.OV06.00.31



# Your Statement

Statement 143 (Page 1 of 1)

Account Number 06 4111 10131542

Statement Period 12 Jan 2021 - 11 Feb 2021

Closing Balance \$7.97 CR

Enquiries 13 1998  
 (24 hours a day, 7 days a week)



037

THE TRUSTEES  
 13 GLENWOOD ST  
 CHELMER QLD 4068

## Business Online Saver

Name: GRAEME ROBERT CANNELL AND  
 LYNNE ROSEMARY CANNELL IN TRUST FOR  
 GLENWOOD SUPERANNUATION FUND

Note: Have you checked your statement today? It's easy to find out more information about each of your transactions by logging on to the CommBank App or NetBank. Should you have any questions on fees or see an error please contact us on the details above. Cheque proceeds are available when cleared.

The date of transactions shown here may be different on your other transaction lists (for example, the transaction list that appears on the CommBank app).

Date	Transaction	Debit	Credit	Balance	
12 Jan 2021	OPENING BALANCE			\$7.97 CR	
11 Feb 2021	CLOSING BALANCE			\$7.97 CR	
	<b>Opening balance</b>	-	<b>Total debits</b>	+ <b>Total credits</b> = <b>Closing balance</b>	
	\$7.97 CR		Nil	Nil	\$7.97 CR

## Your Credit Interest Rate Summary

Date	Balance	Standard Credit Interest Rate (p.a.)#
11 Feb	Less than \$10,000.00	0.00%
	\$10,000.00 and over	0.01%

#If your pricing is linked to the Reserve Bank of Australia's target cash rate, the interest rate will fluctuate with the cash rate movements. Note. Interest rates are effective as at the date shown but are subject to change.



27172.47081.1.1.ZZ258R3.0303.SL.R3.S931.D042.OV06.00.31



# Your Statement

Statement 144 (Page 1 of 1)

Account Number 06 4111 10131542

Statement Period 12 Feb 2021 - 11 Mar 2021

Closing Balance \$7.97 CR

Enquiries 13 1998  
 (24 hours a day, 7 days a week)



037

THE TRUSTEES  
 13 GLENWOOD ST  
 CHELMER QLD 4068

## Business Online Saver

Name: GRAEME ROBERT CANNELL AND  
 LYNNE ROSEMARY CANNELL IN TRUST FOR  
 GLENWOOD SUPERANNUATION FUND

Note: Have you checked your statement today? It's easy to find out more information about each of your transactions by logging on to the CommBank App or NetBank. Should you have any questions on fees or see an error please contact us on the details above. Cheque proceeds are available when cleared.

The date of transactions shown here may be different on your other transaction lists (for example, the transaction list that appears on the CommBank app).

Date	Transaction	Debit	Credit	Balance	
12 Feb 2021	OPENING BALANCE			\$7.97 CR	
11 Mar 2021	CLOSING BALANCE			\$7.97 CR	
	<b>Opening balance</b>	-	<b>Total debits</b>	+ <b>Total credits</b> = <b>Closing balance</b>	
	\$7.97 CR		Nil	Nil	\$7.97 CR

## Your Credit Interest Rate Summary

Date	Balance	Standard Credit Interest Rate (p.a.)#
11 Mar	Less than \$10,000.00	0.00%
	\$10,000.00 and over	0.01%

#If your pricing is linked to the Reserve Bank of Australia's target cash rate, the interest rate will fluctuate with the cash rate movements. Note. Interest rates are effective as at the date shown but are subject to change.



25886.46462.1.1.ZZ258R3.0303.SL.R3.S931.D070.OV06.00.31



# Your Statement

Statement 145

(Page 1 of 1)

**Account Number** 06 4111 10131542**Statement****Period** 12 Mar 2021 - 11 Apr 2021**Closing Balance** \$7.97 CR**Enquiries** 13 1998

(24 hours a day, 7 days a week)



037

THE TRUSTEES  
13 GLENWOOD ST  
CHELMER QLD 4068

## Business Online Saver

**Name:** GRAEME ROBERT CANNELL AND  
LYNNE ROSEMARY CANNELL IN TRUST FOR  
GLENWOOD SUPERANNUATION FUND**Note:** Have you checked your statement today? It's easy to find out more information about each of your transactions by logging on to the CommBank App or NetBank. Should you have any questions on fees or see an error please contact us on the details above. Cheque proceeds are available when cleared.


The date of transactions shown here may be different on your other transaction lists (for example, the transaction list that appears on the CommBank app).

Date	Transaction	Debit	Credit	Balance		
12 Mar 2021	OPENING BALANCE			\$7.97 CR		
11 Apr 2021	CLOSING BALANCE			\$7.97 CR		
	<b>Opening balance</b>	-	<b>Total debits</b>	+ <b>Total credits</b>	= <b>Closing balance</b>	
	\$7.97 CR		Nil		Nil	\$7.97 CR

## Your Credit Interest Rate Summary

Date	Balance	Standard Credit Interest Rate (p.a.)#
11 Apr	Less than \$10,000.00	0.00%
	\$10,000.00 and over	0.01%

#If your pricing is linked to the Reserve Bank of Australia's target cash rate, the interest rate will fluctuate with the cash rate movements. Note. Interest rates are effective as at the date shown but are subject to change.





# Your Statement

Statement 146 (Page 1 of 1)

Account Number 06 4111 10131542

Statement Period 12 Apr 2021 - 11 May 2021

Closing Balance \$7.97 CR

Enquiries 13 1998  
 (24 hours a day, 7 days a week)



037

THE TRUSTEES  
 13 GLENWOOD ST  
 CHELMER QLD 4068

## Business Online Saver

Name: GRAEME ROBERT CANNELL AND  
 LYNNE ROSEMARY CANNELL IN TRUST FOR  
 GLENWOOD SUPERANNUATION FUND

Note: Have you checked your statement today? It's easy to find out more information about each of your transactions by logging on to the CommBank App or NetBank. Should you have any questions on fees or see an error please contact us on the details above. Cheque proceeds are available when cleared.

The date of transactions shown here may be different on your other transaction lists (for example, the transaction list that appears on the CommBank app).

Date	Transaction	Debit	Credit	Balance	
12 Apr 2021	OPENING BALANCE			\$7.97 CR	
11 May 2021	CLOSING BALANCE			\$7.97 CR	
	<b>Opening balance</b>	-	<b>Total debits</b>	+ <b>Total credits</b> = <b>Closing balance</b>	
	\$7.97 CR		Nil	Nil	\$7.97 CR

## Your Credit Interest Rate Summary

Date	Balance	Standard Credit Interest Rate (p.a.)#
11 May	Less than \$10,000.00	0.00%
	\$10,000.00 and over	0.01%

#If your pricing is linked to the Reserve Bank of Australia's target cash rate, the interest rate will fluctuate with the cash rate movements. Note. Interest rates are effective as at the date shown but are subject to change.





# Your Statement

Statement 147 (Page 1 of 1)

Account Number 06 4111 10131542

Statement Period 12 May 2021 - 11 Jun 2021

Closing Balance \$7.97 CR

Enquiries 13 1998  
 (24 hours a day, 7 days a week)



037

THE TRUSTEES  
 13 GLENWOOD ST  
 CHELMER QLD 4068



## Business Online Saver

Name: GRAEME ROBERT CANNELL AND  
 LYNNE ROSEMARY CANNELL IN TRUST FOR  
 GLENWOOD SUPERANNUATION FUND

Note: Have you checked your statement today? It's easy to find out more information about each of your transactions by logging on to the CommBank App or NetBank. Should you have any questions on fees or see an error please contact us on the details above. Cheque proceeds are available when cleared.

The date of transactions shown here may be different on your other transaction lists (for example, the transaction list that appears on the CommBank app).

Date	Transaction	Debit	Credit	Balance	
12 May 2021	OPENING BALANCE			\$7.97 CR	
11 Jun 2021	CLOSING BALANCE			\$7.97 CR	
	<b>Opening balance</b>	-	<b>Total debits</b>	+ <b>Total credits</b> = <b>Closing balance</b>	
	\$7.97 CR		Nil	Nil	\$7.97 CR

## Your Credit Interest Rate Summary

Date	Balance	Standard Credit Interest Rate (p.a.)#
11 Jun	Less than \$10,000.00	0.00%
	\$10,000.00 and over	0.01%

#If your pricing is linked to the Reserve Bank of Australia's target cash rate, the interest rate will fluctuate with the cash rate movements. Note. Interest rates are effective as at the date shown but are subject to change.



# Your Statement

Statement 148 (Page 1 of 1)

Account Number 06 4111 10131542

Statement Period 12 Jun 2021 - 11 Jul 2021

Closing Balance \$7.97 CR

Enquiries 13 1998  
 (24 hours a day, 7 days a week)



037

THE TRUSTEES  
 13 GLENWOOD ST  
 CHELMER QLD 4068

## Business Online Saver

Name: GRAEME ROBERT CANNELL AND  
 LYNNE ROSEMARY CANNELL IN TRUST FOR  
 GLENWOOD SUPERANNUATION FUND

Note: Have you checked your statement today? It's easy to find out more information about each of your transactions by logging on to the CommBank App or NetBank. Should you have any questions on fees or see an error please contact us on the details above. Cheque proceeds are available when cleared.

The date of transactions shown here may be different on your other transaction lists (for example, the transaction list that appears on the CommBank app).

Date	Transaction	Debit	Credit	Balance	
12 Jun 2021	OPENING BALANCE			\$7.97 CR	
11 Jul 2021	CLOSING BALANCE			\$7.97 CR	
	<b>Opening balance</b>	-	<b>Total debits</b>	+ <b>Total credits</b> = <b>Closing balance</b>	
	\$7.97 CR		Nil	Nil	\$7.97 CR

## Your Credit Interest Rate Summary

Date	Balance	Standard Credit Interest Rate (p.a.)#
11 Jul	Less than \$10,000.00	0.00%
	\$10,000.00 and over	0.01%

#If your pricing is linked to the Reserve Bank of Australia's target cash rate, the interest rate will fluctuate with the cash rate movements. Note. Interest rates are effective as at the date shown but are subject to change.



\*# 22987.44218.1.1.ZZ258R3.0303.SL.R3.S932.D193.OV06.00.33



037

THE TRUSTEES  
 13 GLENWOOD ST  
 CHELMER QLD 4068

**Account Number** 06 4111 10131569

**Statement Period** 13 Jun 2020 - 12 Sep 2020

**Closing Balance** \$263.28 CR

**Enquiries** 13 1998  
 (24 hours a day, 7 days a week)

## Business Transaction Account

If this account has an attached overdraft limit or facility which is secured over your primary place of residence or over a residential investment property you should ensure that the property is insured in accordance with the terms and conditions of the mortgage. If you have any queries about your insurance cover you should contact your insurer. Information on property insurance can also be found on [www.moneysmart.gov.au](http://www.moneysmart.gov.au). Note, if this account has an attached overdraft limit or facility and we send you a statement every 4 or 6 months, we will update your statement preference to every 3 months as part of changes made to the new Banking Code of Practice from 1 July 2019.

Name: GRAEME ROBERT CANNELL AND  
 LYNNE ROSEMARY CANNELL IN TRUST FOR  
 GLENWOOD SUPERANNUATION FUND

Note: Have you checked your statement today? It's easy to find out more information about each of your transactions by logging on to the CommBank App or NetBank. Should you have any questions on fees or see an error please contact us on the details above. Cheque proceeds are available when cleared.

The date of transactions shown here may be different on your other transaction lists (for example, the transaction list that appears on the CommBank app).

Date	Transaction	Debit	Credit	Balance
13 Jun	2020 OPENING BALANCE			\$4,409.70 CR
10 Aug	Direct Credit 255730 CENTURIA METROPO S00061830022		1,370.60	\$5,780.30 CR
21 Aug	Direct Credit 012721 ATO ATO007000012989596		3,201.33	\$8,981.63 CR
21 Aug	Transfer to other Bank NetBank Ausena tax 18 19	5,745.00		\$3,236.63 CR
01 Sep	Transfer to xx7045 NetBank Buy MNB	3,019.95		\$216.68 CR
04 Sep	Direct Credit 407459 HPI DST 001248073578		5,496.60	\$5,713.28 CR
09 Sep	Transfer to xx7045 NetBank For MCT	5,450.00		\$263.28 CR
12 Sep	2020 CLOSING BALANCE			\$263.28 CR

<b>Opening balance</b>	-	<b>Total debits</b>	+	<b>Total credits</b>	=	<b>Closing balance</b>
\$4,409.70 CR		\$14,214.95		\$10,068.53		\$263.28 CR




\*# 8801.28822.1.1 ZZZ258R3 0303 SL\_R3 S931.D258.O V06.00.30



Account Number

06 4111 10131569



### Transaction Summary during 1st June 2020 to 31st August 2020

Transaction Type	01 Jun to 30 Jun	01 Jul to 31 Jul	01 Aug to 31 Aug	Free	Chargeable	Unit Price	Fee Charged
Staff assisted withdrawals	0	0	0	0	0	\$0.00	<b>\$0.00</b>
Cheques written	0	0	0	0	0	\$0.00	<b>\$0.00</b>
Cheque deposit	0	0	0	0	0	\$0.00	<b>\$0.00</b>
Over the counter deposit	0	0	0	0	0	\$0.00	<b>\$0.00</b>
Quick deposits	0	0	0	0	0	\$0.00	<b>\$0.00</b>
Cheq deposit in quick deposit box	0	0	0	0	0	\$0.00	<b>\$0.00</b>
<b>Total</b>	<b>0</b>	<b>0</b>	<b>0</b>	<b>0</b>	<b>0</b>		<b>\$0.00</b>
<b>Account Fee</b>						<b>\$0.00</b>	<b>\$0.00</b>
<b>Paper Statement Fee</b>						<b>\$0.00</b>	<b>\$0.00</b>



037

THE TRUSTEES  
 13 GLENWOOD ST  
 CHELMER QLD 4068

**Account Number** 06 4111 10131569

**Statement Period** 13 Sep 2020 - 12 Dec 2020

**Closing Balance** \$320.36 CR

**Enquiries** 13 1998  
 (24 hours a day, 7 days a week)

## Business Transaction Account

If this account has an attached overdraft limit or facility which is secured over your primary place of residence or over a residential investment property you should ensure that the property is insured in accordance with the terms and conditions of the mortgage. If you have any queries about your insurance cover you should contact your insurer. Information on property insurance can also be found on [www.moneysmart.gov.au](http://www.moneysmart.gov.au). Note, if this account has an attached overdraft limit or facility and we send you a statement every 4 or 6 months, we will update your statement preference to every 3 months as part of changes made to the new Banking Code of Practice from 1 July 2019.

Name: GRAEME ROBERT CANNELL AND  
 LYNNE ROSEMARY CANNELL IN TRUST FOR  
 GLENWOOD SUPERANNUATION FUND

Note: Have you checked your statement today? It's easy to find out more information about each of your transactions by logging on to the CommBank App or NetBank. Should you have any questions on fees or see an error please contact us on the details above. Cheque proceeds are available when cleared.

The date of transactions shown here may be different on your other transaction lists (for example, the transaction list that appears on the CommBank app).

Date	Transaction	Debit	Credit	Balance
13 Sep 2020	OPENING BALANCE			\$263.28 CR
01 Oct	Transfer In Branch GRACEVILLE		180,171.54	\$180,434.82 CR
02 Oct	Transfer to xx4219 NetBank SMSF Pension	158,166.00		\$22,268.82 CR
07 Oct	Direct Credit 403289 ING FNL DIV 001252439912		212.66	\$22,481.48 CR
14 Oct	Transfer to xx7045 NetBank MLL shares	18,236.67		\$4,244.81 CR
30 Oct	Direct Credit 464916 WAM Active Ltd S00061830022		1,950.00	\$6,194.81 CR
30 Oct	Direct Credit 255730 CENTURIA METROPO S00061830022		1,270.50	\$7,465.31 CR
13 Nov	Transfer to xx7045 NetBank MEI purchase	7,144.95		\$320.36 CR
12 Dec 2020	CLOSING BALANCE			\$320.36 CR


<b>Opening balance</b>	-	<b>Total debits</b>	+	<b>Total credits</b>	=	<b>Closing balance</b>
\$263.28 CR		\$183,547.62		\$183,604.70		\$320.36 CR



\*# 9115.33550.1.1 ZZ258R3 0303 SL\_R3 S931.D349.O V06.00.31

Account Number

06 4111 10131569



### Transaction Summary during 1st September 2020 to 30th November 2020

Transaction Type	01 Sep to 30 Sep	01 Oct to 31 Oct	01 Nov to 30 Nov	Free	Chargeable	Unit Price	Fee Charged
Staff assisted withdrawals	0	0	0	0	0	\$0.00	<b>\$0.00</b>
Cheques written	0	0	0	0	0	\$0.00	<b>\$0.00</b>
Cheque deposit	0	0	0	0	0	\$0.00	<b>\$0.00</b>
Over the counter deposit	0	1	0	1	0	\$0.00	<b>\$0.00</b>
Quick deposits	0	0	0	0	0	\$0.00	<b>\$0.00</b>
Cheq deposit in quick deposit box	0	0	0	0	0	\$0.00	<b>\$0.00</b>
<b>Total</b>	<b>0</b>	<b>1</b>	<b>0</b>	<b>1</b>	<b>0</b>		<b>\$0.00</b>
<b>Account Fee</b>						<b>\$0.00</b>	<b>\$0.00</b>
<b>Paper Statement Fee</b>						<b>\$0.00</b>	<b>\$0.00</b>



037

THE TRUSTEES  
 13 GLENWOOD ST  
 CHELMER QLD 4068

**Account Number** 06 4111 10131569

**Statement Period** 13 Dec 2020 - 12 Mar 2021

**Closing Balance** \$7,030.80 CR

**Enquiries** 13 1998  
 (24 hours a day, 7 days a week)

## Business Transaction Account

If this account has an attached overdraft limit or facility which is secured over your primary place of residence or over a residential investment property you should ensure that the property is insured in accordance with the terms and conditions of the mortgage. If you have any queries about your insurance cover you should contact your insurer. Information on property insurance can also be found on [www.moneysmart.gov.au](http://www.moneysmart.gov.au). Note, if this account has an attached overdraft limit or facility and we send you a statement every 4 or 6 months, we will update your statement preference to every 3 months as part of changes made to the new Banking Code of Practice from 1 July 2019.


Name: GRAEME ROBERT CANNELL AND  
 LYNNE ROSEMARY CANNELL IN TRUST FOR  
 GLENWOOD SUPERANNUATION FUND

Note: Have you checked your statement today? It's easy to find out more information about each of your transactions by logging on to the CommBank App or NetBank. Should you have any questions on fees or see an error please contact us on the details above. Cheque proceeds are available when cleared.

The date of transactions shown here may be different on your other transaction lists (for example, the transaction list that appears on the CommBank app).

Date	Transaction	Debit	Credit	Balance
13 Dec 2020	OPENING BALANCE			\$320.36 CR
28 Jan	Direct Credit 255730 CENTURIA METROPO S00061830022		1,270.50	\$1,590.86 CR
05 Mar	Direct Credit 407459 HPI DST 001255759367		5,439.94	\$7,030.80 CR
12 Mar 2021	CLOSING BALANCE			\$7,030.80 CR


<b>Opening balance</b>	-	<b>Total debits</b>	+	<b>Total credits</b>	=	<b>Closing balance</b>
\$320.36 CR		Nil		\$6,710.44		\$7,030.80 CR



\*# 3338.11476.1.1 ZZ258R3 0303 SL\_R3 S931.D071.O V06.00.31

Account Number

06 4111 10131569



### Transaction Summary during 1st December 2020 to 28th February 2021

Transaction Type	01 Dec to 31 Dec	01 Jan to 31 Jan	01 Feb to 28 Feb	Free	Chargeable	Unit Price	Fee Charged
Staff assisted withdrawals	0	0	0	0	0	\$0.00	<b>\$0.00</b>
Cheques written	0	0	0	0	0	\$0.00	<b>\$0.00</b>
Cheque deposit	0	0	0	0	0	\$0.00	<b>\$0.00</b>
Over the counter deposit	0	0	0	0	0	\$0.00	<b>\$0.00</b>
Quick deposits	0	0	0	0	0	\$0.00	<b>\$0.00</b>
Cheq deposit in quick deposit box	0	0	0	0	0	\$0.00	<b>\$0.00</b>
<b>Total</b>	<b>0</b>	<b>0</b>	<b>0</b>	<b>0</b>	<b>0</b>		<b>\$0.00</b>
<b>Account Fee</b>						<b>\$0.00</b>	<b>\$0.00</b>
<b>Paper Statement Fee</b>						<b>\$0.00</b>	<b>\$0.00</b>



037

THE TRUSTEES  
 13 GLENWOOD ST  
 CHELMER QLD 4068

**Account Number** 06 4111 10131569

**Statement Period** 13 Mar 2021 - 12 Jun 2021

**Closing Balance** \$10,839.35 CR

**Enquiries** 13 1998  
 (24 hours a day, 7 days a week)

## Business Transaction Account

If this account has an attached overdraft limit or facility which is secured over your primary place of residence or over a residential investment property you should ensure that the property is insured in accordance with the terms and conditions of the mortgage. If you have any queries about your insurance cover you should contact your insurer. Information on property insurance can also be found on [www.moneysmart.gov.au](http://www.moneysmart.gov.au). Note, if this account has an attached overdraft limit or facility and we send you a statement every 4 or 6 months, we will update your statement preference to every 3 months as part of changes made to the new Banking Code of Practice from 1 July 2019.

Name: GRAEME ROBERT CANNELL AND  
 LYNNE ROSEMARY CANNELL IN TRUST FOR  
 GLENWOOD SUPERANNUATION FUND

Note: Have you checked your statement today? It's easy to find out more information about each of your transactions by logging on to the CommBank App or NetBank. Should you have any questions on fees or see an error please contact us on the details above. Cheque proceeds are available when cleared.


The date of transactions shown here may be different on your other transaction lists (for example, the transaction list that appears on the CommBank app).

Date	Transaction	Debit	Credit	Balance
13 Mar 2021	OPENING BALANCE			\$7,030.80 CR
25 Mar	Direct Credit 255730 PAF DIV S00061830022		300.00	\$7,330.80 CR
08 Apr	Direct Credit 403289 ING ITM DIV 001259497913		238.05	\$7,568.85 CR
19 Apr	Transfer to xx7045 NetBank For QPM	1,000.00		\$6,568.85 CR
29 Apr	Direct Credit 255730 CENTURIA Office S00061830022		1,270.50	\$7,839.35 CR
28 May	Direct Credit 464916 WAM Active Ltd S00061830022		3,000.00	\$10,839.35 CR
12 Jun 2021	CLOSING BALANCE			\$10,839.35 CR

Opening balance	-	Total debits	+	Total credits	=	Closing balance
\$7,030.80 CR		\$1,000.00		\$4,808.55		\$10,839.35 CR



\*# 8615.33559.1.2.ZZ258R3.0303.SL.R3.S931.D165.O.V06.00.33



### Transaction Summary during 1st March 2021 to 31st May 2021

Transaction Type	01 Mar to 31 Mar	01 Apr to 30 Apr	01 May to 31 May	Free	Chargeable	Unit Price	Fee Charged
Staff assisted withdrawals	0	0	0	0	0	\$0.00	<b>\$0.00</b>
Cheques written	0	0	0	0	0	\$0.00	<b>\$0.00</b>
Cheque deposit	0	0	0	0	0	\$0.00	<b>\$0.00</b>
Over the counter deposit	0	0	0	0	0	\$0.00	<b>\$0.00</b>
Quick deposits	0	0	0	0	0	\$0.00	<b>\$0.00</b>
Cheq deposit in quick deposit box	0	0	0	0	0	\$0.00	<b>\$0.00</b>
<b>Total</b>	<b>0</b>	<b>0</b>	<b>0</b>	<b>0</b>	<b>0</b>		<b>\$0.00</b>
<b>Account Fee</b>						<b>\$0.00</b>	<b>\$0.00</b>
<b>Paper Statement Fee</b>						<b>\$0.00</b>	<b>\$0.00</b>

# Important Safety Notice: Keeping Your Accounts Safe.

Contact us immediately, anytime, on **13 2221** if you notice any suspicious activity on your account or if you need to report a lost or stolen card.

## What to look out for

Other people may make unauthorised transactions on your account by gaining access to your personal information. They commonly gain your personal information by posing as another person or business, or by stealing your passwords. This is usually done by SMS or email phishing, and via telephone scams. This information is then often used to make unauthorised transactions on your accounts.

## How can I keep my accounts safe?

Keep your devices, PIN and passwords secure so that nobody can gain access or discover this information.

- Memorise your codes and delete or destroy any record of them.
- If you are waiting for your card in the mail, secure your letterbox at all times.
- Don't tell anyone your passwords or PINs – including family, friends and anyone who claims they are from the bank.
- Don't choose any passwords or PINs which are easily guessed, such as your birthday, name, phone number, or numbers which form a pattern.

Keep your cards and devices safe, take extra care of your online wallets and mobile banking applications.

- Activate and set a PIN on your card as soon as you receive it.
- Regularly check your card is still in your possession.
- Cancel, cut up and securely dispose of any card you no longer use.
- Don't let anyone else register their own thumbprint or other biometrics on your device.
- Don't leave your card unattended when you are in public, including at work.





## Has there been an unauthorised transaction on your account?

1. Double check that the transaction was not made by you, or an authorised person on the account.
2. Document the incorrect transaction.
3. Contact the merchant that charged you (most issues can be resolved faster that way).

For more information, visit:

**[commbank.com.au/support/disputing-a-transaction.html](https://commbank.com.au/support/disputing-a-transaction.html)**

If the issue is still unresolved, contact us within 30 days of your transaction statement date, and we may be able to exercise our chargeback rights to recover your funds.

Please note: We cannot request a chargeback on BPAY payments because different rules apply (these rules are set out in the ePayments Code).

To find out more about chargebacks, visit:

**[commbank.com.au/support/faqs/1387.html](https://commbank.com.au/support/faqs/1387.html)**

**Important information:** This document is a guideline only. If you don't take reasonable measures to protect your cards and devices, or protect your personal and security information, or prevent others from accessing such information, you may be liable for any unauthorised transactions. Your liability for any losses arising from unauthorised transactions is determined in accordance with the ePayments Code and is set out in your account Terms and Conditions. For a copy visit [commbank.com.au](https://commbank.com.au). To notify us of any account security issues, simply call 13 2221, 24 hours a day, 7 days a week. HomePath Pty Limited ABN 35 081 986 530 is a wholly owned but non-guaranteed subsidiary of Commonwealth Bank of Australia.



037

THE TRUSTEES  
 13 GLENWOOD ST  
 CHELMER QLD 4068

**Account Number** 06 4111 10131569

**Statement Period** 13 Jun 2021 - 12 Sep 2021

**Closing Balance** \$7,406.45 CR

**Enquiries** 13 1998  
 (24 hours a day, 7 days a week)

## Business Transaction Account

If this account has an attached overdraft limit or facility which is secured over your primary place of residence or over a residential investment property you should ensure that the property is insured in accordance with the terms and conditions of the mortgage. If you have any queries about your insurance cover you should contact your insurer. Information on property insurance can also be found on [www.moneysmart.gov.au](http://www.moneysmart.gov.au). Note, if this account has an attached overdraft limit or facility and we send you a statement every 4 or 6 months, we will update your statement preference to every 3 months as part of changes made to the new Banking Code of Practice from 1 July 2019.

Name: GRAEME ROBERT CANNELL AND  
 LYNNE ROSEMARY CANNELL IN TRUST FOR  
 GLENWOOD SUPERANNUATION FUND

Note: Have you checked your statement today? It's easy to find out more information about each of your transactions by logging on to the CommBank App or NetBank. Should you have any questions on fees or see an error please contact us on the details above. Cheque proceeds are available when cleared.


The date of transactions shown here may be different on your other transaction lists (for example, the transaction list that appears on the CommBank app).

Date	Transaction	Debit	Credit	Balance
13 Jun 2021	OPENING BALANCE			\$10,839.35 CR
14 Jul	Transfer to xx7045 NetBank for CTO balance	10,200.00		\$639.35 CR
10 Aug	Direct Credit 255730 CENTURIA Office S00061830022		1,270.50	\$1,909.85 CR
03 Sep	Direct Credit 407459 HPI DST JUN 001262879041		5,496.60	\$7,406.45 CR
12 Sep 2021	CLOSING BALANCE			\$7,406.45 CR

<b>Opening balance</b>	-	<b>Total debits</b>	+	<b>Total credits</b>	=	<b>Closing balance</b>
\$10,839.35 CR		\$10,200.00		\$6,767.10		\$7,406.45 CR



11553.33220.1.1.ZZ258R3.0303.SL.R3.S931.D256.OV06.00.33



### Transaction Summary during 1st June 2021 to 31st August 2021

Transaction Type	01 Jun to 30 Jun	01 Jul to 31 Jul	01 Aug to 31 Aug	Free	Chargeable	Unit Price	Fee Charged
Staff assisted withdrawals	0	0	0	0	0	\$0.00	<b>\$0.00</b>
Cheques written	0	0	0	0	0	\$0.00	<b>\$0.00</b>
Cheque deposit	0	0	0	0	0	\$0.00	<b>\$0.00</b>
Over the counter deposit	0	0	0	0	0	\$0.00	<b>\$0.00</b>
Quick deposits	0	0	0	0	0	\$0.00	<b>\$0.00</b>
Cheq deposit in quick deposit box	0	0	0	0	0	\$0.00	<b>\$0.00</b>
<b>Total</b>	<b>0</b>	<b>0</b>	<b>0</b>	<b>0</b>	<b>0</b>		<b>\$0.00</b>
<b>Account Fee</b>						<b>\$0.00</b>	<b>\$0.00</b>
<b>Paper Statement Fee</b>						<b>\$0.00</b>	<b>\$0.00</b>



# Your Statement

Statement 26 (Page 1 of 1)

Account Number 06 7167 17033145

Statement Period 1 Jul 2020 - 30 Sep 2020

Closing Balance \$0.12 CR

Enquiries 13 2221



037

THE TRUSTEES  
 GLENWOOD SUPERANNUATION FUND  
 13 GLENWOOD ST  
 CHELMER QLD 4068

## Accelerator Cash Account

Name: GRAEME CANNELL AND LYNNE ROSEMARY  
 CANNELL AS TRUSTEES FOR GLENWOOD SUPERA  
 NNUATION FUND

Note: Have you checked your statement today? It's easy to find out more information about each of your transactions by logging on to the CommBank App or NetBank. Should you have any questions on fees or see an error please contact us on the details above. Cheque proceeds are available when cleared.

The date of transactions shown here may be different on your other transaction lists (for example, the transaction list that appears on the CommBank app).


Date	Transaction	Debit	Credit	Balance
01 Jul	2020 OPENING BALANCE			\$0.12 CR
01 Jul	CREDIT INTEREST EARNED on this account to June 30, 2020 is \$0.02			
30 Sep	2020 CLOSING BALANCE			\$0.12 CR

Opening balance	-	Total debits	+	Total credits	=	Closing balance
\$0.12 CR		Nil		Nil		\$0.12 CR

### Your Credit Interest Rate Summary

Date	Balance	Standard Credit Interest Rate (p.a.)
30 Sep	\$0.00 and over	0.05%

Note. Interest rates are effective as at the date shown but are subject to change.





# Your Statement

Statement 27 (Page 1 of 1)

Account Number 06 7167 17033145

Statement Period 1 Oct 2020 - 30 Dec 2020

Closing Balance \$0.12 CR

Enquiries 13 2221



037

THE TRUSTEES  
 GLENWOOD SUPERANNUATION FUND  
 13 GLENWOOD ST  
 CHELMER QLD 4068

## Accelerator Cash Account

Name: GRAEME CANNELL AND LYNNE ROSEMARY  
 CANNELL AS TRUSTEES FOR GLENWOOD SUPERA  
 NNUATION FUND

Note: Have you checked your statement today? It's easy to find out more information about each of your transactions by logging on to the CommBank App or NetBank. Should you have any questions on fees or see an error please contact us on the details above. Cheque proceeds are available when cleared.

The date of transactions shown here may be different on your other transaction lists (for example, the transaction list that appears on the CommBank app).

Date	Transaction	Debit	Credit	Balance
01 Oct 2020	OPENING BALANCE			\$0.12 CR
30 Dec 2020	CLOSING BALANCE			\$0.12 CR

<b>Opening balance</b>	-	<b>Total debits</b>	+	<b>Total credits</b>	=	<b>Closing balance</b>
\$0.12 CR		Nil		Nil		\$0.12 CR

## Your Credit Interest Rate Summary

Date	Balance	Standard Credit Interest Rate (p.a.)
30 Dec	\$0.00 and over	0.10%

Note. Interest rates are effective as at the date shown but are subject to change.





# Your Statement

Statement 28 (Page 1 of 1)

Account Number 06 7167 17033145

Statement Period 31 Dec 2020 - 30 Mar 2021

Closing Balance \$0.12 CR

Enquiries 13 2221



037

THE TRUSTEES  
 GLENWOOD SUPERANNUATION FUND  
 13 GLENWOOD ST  
 CHELMER QLD 4068

## Accelerator Cash Account

Name: GRAEME CANNELL AND LYNNE ROSEMARY  
 CANNELL AS TRUSTEES FOR GLENWOOD SUPERA  
 NNUATION FUND

Note: Have you checked your statement today? It's easy to find out more information about each of your transactions by logging on to the CommBank App or NetBank. Should you have any questions on fees or see an error please contact us on the details above. Cheque proceeds are available when cleared.

The date of transactions shown here may be different on your other transaction lists (for example, the transaction list that appears on the CommBank app).

Date	Transaction	Debit	Credit	Balance
31 Dec 2020	OPENING BALANCE			\$0.12 CR
30 Mar 2021	CLOSING BALANCE			\$0.12 CR
	<b>Opening balance</b>			<b>\$0.12 CR</b>
	<b>- Total debits</b>	<b>Nil</b>		
	<b>+ Total credits</b>		<b>Nil</b>	
	<b>= Closing balance</b>			<b>\$0.12 CR</b>

## Your Credit Interest Rate Summary

Date	Balance	Standard Credit Interest Rate (p.a.)
30 Mar	\$0.00 and over	0.10%

Note. Interest rates are effective as at the date shown but are subject to change.





# Your Statement

Statement 29 (Page 1 of 1)

Account Number 06 7167 17033145

Statement Period 31 Mar 2021 - 30 Jun 2021

Closing Balance \$0.12 CR

Enquiries 13 2221



037

THE TRUSTEES  
 GLENWOOD SUPERANNUATION FUND  
 13 GLENWOOD ST  
 CHELMER QLD 4068

## Accelerator Cash Account

Name: GRAEME CANNELL AND LYNNE ROSEMARY  
 CANNELL AS TRUSTEES FOR GLENWOOD SUPERA  
 NNUATION FUND

Note: Have you checked your statement today? It's easy to find out more information about each of your transactions by logging on to the CommBank App or NetBank. Should you have any questions on fees or see an error please contact us on the details above. Cheque proceeds are available when cleared.

The date of transactions shown here may be different on your other transaction lists (for example, the transaction list that appears on the CommBank app).

Date	Transaction	Debit	Credit	Balance
31 Mar 2021	OPENING BALANCE			\$0.12 CR
30 Jun 2021	CLOSING BALANCE			\$0.12 CR

<b>Opening balance</b>	-	<b>Total debits</b>	+	<b>Total credits</b>	=	<b>Closing balance</b>
\$0.12 CR		Nil		Nil		\$0.12 CR

### Your Credit Interest Rate Summary

Date	Balance	Standard Credit Interest Rate (p.a.)
30 Jun	\$0.00 and over	0.10%

Note. Interest rates are effective as at the date shown but are subject to change.





Account Number 06 7167 12377045

Statement Period 12 Jun 2020 - 11 Jul 2020

Closing Balance \$59.90 CR

Enquiries 13 1998  
 (24 hours a day, 7 days a week)



037

MR GRAEME ROBERT CANNELL AND  
 MS L R CANNELL AND GLENWOOD SUPERAN  
 13 GLENWOOD ST  
 CHELMER QLD 4068

## Direct Investment Account

If this account has an attached overdraft limit or facility and we send you a statement every 4 or 6 months, we will update your statement preference to every 3 months as part of changes made to the new Banking Code of Practice from 1 July 2019.

Your CommSec Commonwealth Direct Investment Account specifically designed for CommSec share traders can grow your savings while you plan your next investment. Earn a competitive rate of interest on balances over \$10,000. You can enjoy instant access to your money through ATMs, NetBank, EFTPOS, telephone banking and bank branches.

Name: MR GRAEME ROBERT CANNELL + MRS LYNNE ROS  
 EMARY CANNELL ITF GLENWOOD SUPER FUND

Note: Have you checked your statement today? It's easy to find out more information about each of your transactions by logging on to the CommBank App or NetBank. Should you have any questions on fees or see an error please contact us on the details above. Cheque proceeds are available when cleared.

The date of transactions shown here may be different on your other transaction lists (for example, the transaction list that appears on the CommBank app).

Date	Transaction	Debit	Credit	Balance
12 Jun 2020	OPENING BALANCE			\$59.90 CR
01 Jul	CREDIT INTEREST EARNED on this account to June 30, 2020 is \$14.57			
11 Jul 2020	CLOSING BALANCE			\$59.90 CR

<b>Opening balance</b>	-	<b>Total debits</b>	+	<b>Total credits</b>	=	<b>Closing balance</b>
\$59.90 CR		Nil		Nil		\$59.90 CR


## Your Credit Interest Rate Summary

Date	Balance	Standard Credit Interest Rate (p.a.)
11 Jul	Less than \$10,000.00	0.00%
	\$10,000.00 - \$19,999.99	0.00%
	\$20,000.00 - \$49,999.99	0.00%
	\$50,000.00 - \$99,999.99	0.00%
	\$100,000.00 - \$249,999.99	0.00%
	\$250,000.00 - \$499,999.99	0.05%
	\$500,000.00 and over	0.30%



\*# 10654.24393.1.1 ZZ258R3 0303 SL.R3.S931.D195.OV06.00.30





Note. Interest rates are effective as at the date shown but are subject to change.



# Your Statement

Statement 91 (Page 1 of 2)

Account Number 06 7167 12377045

Statement Period 12 Jul 2020 - 11 Aug 2020

Closing Balance \$110.00 CR

Enquiries 13 1998  
 (24 hours a day, 7 days a week)



037

MR GRAEME ROBERT CANNELL AND  
 MS L R CANNELL AND GLENWOOD SUPERAN  
 13 GLENWOOD ST  
 CHELMER QLD 4068

## Direct Investment Account

If this account has an attached overdraft limit or facility and we send you a statement every 4 or 6 months, we will update your statement preference to every 3 months as part of changes made to the new Banking Code of Practice from 1 July 2019.

Your CommSec Commonwealth Direct Investment Account specifically designed for CommSec share traders can grow your savings while you plan your next investment. Earn a competitive rate of interest on balances over \$10,000. You can enjoy instant access to your money through ATMs, NetBank, EFTPOS, telephone banking and bank branches.

Name: MR GRAEME ROBERT CANNELL + MRS LYNNE ROS  
 EMARY CANNELL ITF GLENWOOD SUPER FUND

Note: Have you checked your statement today? It's easy to find out more information about each of your transactions by logging on to the CommBank App or NetBank. Should you have any questions on fees or see an error please contact us on the details above. Cheque proceeds are available when cleared.

The date of transactions shown here may be different on your other transaction lists (for example, the transaction list that appears on the CommBank app).

Date	Transaction	Debit	Credit	Balance
12 Jul	2020 OPENING BALANCE			\$59.90 CR
11 Aug	Direct Credit 062895 COMMONWEALTH SEC COMMSEC		50.10	\$110.00 CR
11 Aug	2020 CLOSING BALANCE			\$110.00 CR


<b>Opening balance</b>	-	<b>Total debits</b>	+	<b>Total credits</b>	=	<b>Closing balance</b>
\$59.90 CR		Nil		\$50.10		\$110.00 CR

## Your Credit Interest Rate Summary

Date	Balance	Standard Credit Interest Rate (p.a.)
11 Aug	Less than \$10,000.00	0.00%
	\$10,000.00 - \$19,999.99	0.00%
	\$20,000.00 - \$49,999.99	0.00%
	\$50,000.00 - \$99,999.99	0.00%
	\$100,000.00 - \$249,999.99	0.00%
	\$250,000.00 - \$499,999.99	0.05%
	\$500,000.00 and over	0.30%



\*# 7237.20084.1.1 ZZ258R3 0303 SL\_R3 S931.D224.O V06.00.30



Note. Interest rates are effective as at the date shown but are subject to change.



Account Number 06 7167 12377045

Statement Period 12 Aug 2020 - 11 Sep 2020

Closing Balance \$39.82 CR

Enquiries 13 1998  
 (24 hours a day, 7 days a week)



037

MR GRAEME ROBERT CANNELL AND  
 MS L R CANNELL AND GLENWOOD SUPERAN  
 13 GLENWOOD ST  
 CHELMER QLD 4068

## Direct Investment Account

If this account has an attached overdraft limit or facility and we send you a statement every 4 or 6 months, we will update your statement preference to every 3 months as part of changes made to the new Banking Code of Practice from 1 July 2019.

Your CommSec Commonwealth Direct Investment Account specifically designed for CommSec share traders can grow your savings while you plan your next investment. Earn a competitive rate of interest on balances over \$10,000. You can enjoy instant access to your money through ATMs, NetBank, EFTPOS, telephone banking and bank branches.


Name: MR GRAEME ROBERT CANNELL + MRS LYNNE ROS  
 EMARY CANNELL ITF GLENWOOD SUPER FUND

Note: Have you checked your statement today? It's easy to find out more information about each of your transactions by logging on to the CommBank App or NetBank. Should you have any questions on fees or see an error please contact us on the details above. Cheque proceeds are available when cleared.


The date of transactions shown here may be different on your other transaction lists (for example, the transaction list that appears on the CommBank app).

Date	Transaction	Debit	Credit	Balance
12 Aug 2020	OPENING BALANCE			\$110.00 CR
01 Sep	Transfer from xx1569 NetBank Buy MNB		3,019.95	\$3,129.95 CR
02 Sep	Direct Debit 062934 COMMSEC SECURITI COMMSEC	3,019.95		\$110.00 CR
04 Sep	Direct Credit 407459 HPI DST 001248073577		2,299.77	\$2,409.77 CR
09 Sep	Transfer from xx1569 NetBank For MCT		5,450.00	\$7,859.77 CR
10 Sep	Direct Debit 062934 COMMSEC SECURITI COMMSEC	7,819.95		\$39.82 CR
11 Sep 2020	CLOSING BALANCE			\$39.82 CR

<b>Opening balance</b>	-	<b>Total debits</b>	+	<b>Total credits</b>	=	<b>Closing balance</b>
\$110.00 CR		\$10,839.90		\$10,769.72		\$39.82 CR



\*# 6614.15753.1.1 ZZ258R3 0303 SL\_R3 S931.D255.O V06.00.30



**Your Credit Interest Rate Summary**

<b>Date</b>	<b>Balance</b>	<b>Standard Credit Interest Rate (p.a.)</b>
11 Sep	Less than \$10,000.00	0.00%
	\$10,000.00 - \$19,999.99	0.00%
	\$20,000.00 - \$49,999.99	0.00%
	\$50,000.00 - \$99,999.99	0.00%
	\$100,000.00 - \$249,999.99	0.00%
	\$250,000.00 - \$499,999.99	0.05%
	\$500,000.00 and over	0.30%

Note. Interest rates are effective as at the date shown but are subject to change.



# Your Statement

Statement 93 (Page 1 of 2)

Account Number 06 7167 12377045

Statement Period 12 Sep 2020 - 11 Oct 2020

Closing Balance \$535.18 CR

Enquiries 13 1998  
 (24 hours a day, 7 days a week)



037

MR GRAEME ROBERT CANNELL AND  
 MS L R CANNELL AND GLENWOOD SUPERAN  
 13 GLENWOOD ST  
 CHELMER QLD 4068

## Direct Investment Account

If this account has an attached overdraft limit or facility and we send you a statement every 4 or 6 months, we will update your statement preference to every 3 months as part of changes made to the new Banking Code of Practice from 1 July 2019.

Your CommSec Commonwealth Direct Investment Account specifically designed for CommSec share traders can grow your savings while you plan your next investment. Earn a competitive rate of interest on balances over \$10,000. You can enjoy instant access to your money through ATMs, NetBank, EFTPOS, telephone banking and bank branches.

Name: MR GRAEME ROBERT CANNELL + MRS LYNNE ROS  
 EMARY CANNELL ITF GLENWOOD SUPER FUND

Note: Have you checked your statement today? It's easy to find out more information about each of your transactions by logging on to the CommBank App or NetBank. Should you have any questions on fees or see an error please contact us on the details above. Cheque proceeds are available when cleared.


The date of transactions shown here may be different on your other transaction lists (for example, the transaction list that appears on the CommBank app).

Date	Transaction	Debit	Credit	Balance
12 Sep 2020	OPENING BALANCE			\$39.82 CR
01 Oct	Direct Credit 302169 MNF FNL DIV 001252210817		495.36	\$535.18 CR
11 Oct 2020	CLOSING BALANCE			\$535.18 CR


<b>Opening balance</b>	-	<b>Total debits</b>	+	<b>Total credits</b>	=	<b>Closing balance</b>
\$39.82 CR		Nil		\$495.36		\$535.18 CR

## Your Credit Interest Rate Summary

Date	Balance	Standard Credit Interest Rate (p.a.)
11 Oct	Less than \$10,000.00	0.00%
	\$10,000.00 - \$19,999.99	0.00%
	\$20,000.00 - \$49,999.99	0.00%
	\$50,000.00 - \$99,999.99	0.00%
	\$100,000.00 - \$249,999.99	0.00%
	\$250,000.00 - \$499,999.99	0.05%
	\$500,000.00 and over	0.30%



\*# 11692.31390.1.1.ZZ258F3 0303SL.R3.S931.D286.OV06.00.30



Note. Interest rates are effective as at the date shown but are subject to change.



# Your Statement

Statement 94 (Page 1 of 2)

Account Number 06 7167 12377045

Statement Period 12 Oct 2020 - 11 Nov 2020

Closing Balance \$535.18 CR

Enquiries 13 1998  
 (24 hours a day, 7 days a week)



037

MR GRAEME ROBERT CANNELL AND  
 MS L R CANNELL AND GLENWOOD SUPERAN  
 13 GLENWOOD ST  
 CHELMER QLD 4068

## Direct Investment Account

If this account has an attached overdraft limit or facility and we send you a statement every 4 or 6 months, we will update your statement preference to every 3 months as part of changes made to the new Banking Code of Practice from 1 July 2019.

Your CommSec Commonwealth Direct Investment Account specifically designed for CommSec share traders can grow your savings while you plan your next investment. Earn a competitive rate of interest on balances over \$10,000. You can enjoy instant access to your money through ATMs, NetBank, EFTPOS, telephone banking and bank branches.

Name: MR GRAEME ROBERT CANNELL + MRS LYNNE ROS  
 EMARY CANNELL ITF GLENWOOD SUPER FUND

Note: Have you checked your statement today? It's easy to find out more information about each of your transactions by logging on to the CommBank App or NetBank. Should you have any questions on fees or see an error please contact us on the details above. Cheque proceeds are available when cleared.

The date of transactions shown here may be different on your other transaction lists (for example, the transaction list that appears on the CommBank app).


Date	Transaction	Debit	Credit	Balance
12 Oct	2020 OPENING BALANCE			\$535.18 CR
14 Oct	Transfer from xx1569 NetBank MLL shares		18,236.67	\$18,771.85 CR
14 Oct	Direct Debit 062934 COMMSEC SECURITI COMMSEC	18,236.67		\$535.18 CR
11 Nov	2020 CLOSING BALANCE			\$535.18 CR

Opening balance	-	Total debits	+	Total credits	=	Closing balance
\$535.18 CR		\$18,236.67		\$18,236.67		\$535.18 CR



## 5754.12934.1.1 ZZ258R3 0303 SL\_R3 S931.D316.O V06.00.30





### Your Credit Interest Rate Summary

Date	Balance	Standard Credit Interest Rate (p.a.)
11 Nov	Less than \$10,000.00	0.00%
	\$10,000.00 - \$19,999.99	0.00%
	\$20,000.00 - \$49,999.99	0.00%
	\$50,000.00 - \$99,999.99	0.00%
	\$100,000.00 - \$249,999.99	0.00%
	\$250,000.00 - \$499,999.99	0.05%
	\$500,000.00 and over	0.30%

Note. Interest rates are effective as at the date shown but are subject to change.



Account Number 06 7167 12377045

Statement Period 12 Nov 2020 - 11 Dec 2020

Closing Balance \$33.28 CR

Enquiries 13 1998  
 (24 hours a day, 7 days a week)



037

MR GRAEME ROBERT CANNELL AND  
 MS L R CANNELL AND GLENWOOD SUPERAN  
 13 GLENWOOD ST  
 CHELMER QLD 4068

## Direct Investment Account

If this account has an attached overdraft limit or facility and we send you a statement every 4 or 6 months, we will update your statement preference to every 3 months as part of changes made to the new Banking Code of Practice from 1 July 2019.

Your CommSec Commonwealth Direct Investment Account specifically designed for CommSec share traders can grow your savings while you plan your next investment. Earn a competitive rate of interest on balances over \$10,000. You can enjoy instant access to your money through ATMs, NetBank, EFTPOS, telephone banking and bank branches.

Name: MR GRAEME ROBERT CANNELL + MRS LYNNE ROS  
 EMARY CANNELL ITF GLENWOOD SUPER FUND

Note: Have you checked your statement today? It's easy to find out more information about each of your transactions by logging on to the CommBank App or NetBank. Should you have any questions on fees or see an error please contact us on the details above. Cheque proceeds are available when cleared.


The date of transactions shown here may be different on your other transaction lists (for example, the transaction list that appears on the CommBank app).

Date	Transaction	Debit	Credit	Balance
12 Nov 2020	OPENING BALANCE			\$535.18 CR
13 Nov	Transfer from xx1569 NetBank MEI purchase		7,144.95	\$7,680.13 CR
17 Nov	Direct Debit 062934 COMMSEC SECURITI COMMSEC	7,144.95		\$535.18 CR
24 Nov	Direct Debit 062934 COMMSEC SECURITI COMMSEC	501.90		\$33.28 CR
11 Dec 2020	CLOSING BALANCE			\$33.28 CR

<b>Opening balance</b>	-	<b>Total debits</b>	+	<b>Total credits</b>	=	<b>Closing balance</b>
\$535.18 CR		\$7,646.85		\$7,144.95		\$33.28 CR



\*# 6708.16506.1.1 ZZZ258R3 0303 SL\_R3 S931.D346.O V06.00.31



**Your Credit Interest Rate Summary**

<b>Date</b>	<b>Balance</b>	<b>Standard Credit Interest Rate (p.a.)</b>
11 Dec	Less than \$10,000.00	0.00%
	\$10,000.00 - \$19,999.99	0.00%
	\$20,000.00 - \$49,999.99	0.00%
	\$50,000.00 - \$99,999.99	0.00%
	\$100,000.00 - \$249,999.99	0.00%
	\$250,000.00 - \$499,999.99	0.00%
	\$500,000.00 and over	0.10%

Note. Interest rates are effective as at the date shown but are subject to change.



Account Number 06 7167 12377045

Statement Period 12 Dec 2020 - 11 Jan 2021

Closing Balance \$33.28 CR

Enquiries 13 1998  
 (24 hours a day, 7 days a week)



037

MR GRAEME ROBERT CANNELL AND  
 MS L R CANNELL AND GLENWOOD SUPERAN  
 13 GLENWOOD ST  
 CHELMER QLD 4068

## Direct Investment Account

If this account has an attached overdraft limit or facility and we send you a statement every 4 or 6 months, we will update your statement preference to every 3 months as part of changes made to the new Banking Code of Practice from 1 July 2019.

Your CommSec Commonwealth Direct Investment Account specifically designed for CommSec share traders can grow your savings while you plan your next investment. Earn a competitive rate of interest on balances over \$10,000. You can enjoy instant access to your money through ATMs, NetBank, EFTPOS, telephone banking and bank branches.

Name: MR GRAEME ROBERT CANNELL + MRS LYNNE ROS  
 EMARY CANNELL ITF GLENWOOD SUPER FUND

Note: Have you checked your statement today? It's easy to find out more information about each of your transactions by logging on to the CommBank App or NetBank. Should you have any questions on fees or see an error please contact us on the details above. Cheque proceeds are available when cleared.

The date of transactions shown here may be different on your other transaction lists (for example, the transaction list that appears on the CommBank app).

Date	Transaction	Debit	Credit	Balance
12 Dec 2020	OPENING BALANCE			\$33.28 CR
11 Jan 2021	CLOSING BALANCE			\$33.28 CR

Opening balance	-	Total debits	+	Total credits	=	Closing balance
\$33.28 CR		Nil		Nil		\$33.28 CR

## Your Credit Interest Rate Summary

Date	Balance	Standard Credit Interest Rate (p.a.)
11 Jan	Less than \$10,000.00	0.00%
	\$10,000.00 - \$19,999.99	0.00%
	\$20,000.00 - \$49,999.99	0.00%
	\$50,000.00 - \$99,999.99	0.00%
	\$100,000.00 - \$249,999.99	0.00%
	\$250,000.00 - \$499,999.99	0.00%
	\$500,000.00 and over	0.10%

Note. Interest rates are effective as at the date shown but are subject to change.



\*# 12027.12027.1.1.ZZ258F3 0303SL.R3.S933.D011.OV06.00.31



Account Number 06 7167 12377045

Statement Period 12 Jan 2021 - 11 Feb 2021

Closing Balance \$33.28 CR

Enquiries 13 1998  
 (24 hours a day, 7 days a week)



037

MR GRAEME ROBERT CANNELL AND  
 MS L R CANNELL AND GLENWOOD SUPERAN  
 13 GLENWOOD ST  
 CHELMER QLD 4068

## Direct Investment Account

If this account has an attached overdraft limit or facility and we send you a statement every 4 or 6 months, we will update your statement preference to every 3 months as part of changes made to the new Banking Code of Practice from 1 July 2019.

Your CommSec Commonwealth Direct Investment Account specifically designed for CommSec share traders can grow your savings while you plan your next investment. Earn a competitive rate of interest on balances over \$10,000. You can enjoy instant access to your money through ATMs, NetBank, EFTPOS, telephone banking and bank branches.

Name: MR GRAEME ROBERT CANNELL + MRS LYNNE ROS  
 EMARY CANNELL ITF GLENWOOD SUPER FUND

Note: Have you checked your statement today? It's easy to find out more information about each of your transactions by logging on to the CommBank App or NetBank. Should you have any questions on fees or see an error please contact us on the details above. Cheque proceeds are available when cleared.

The date of transactions shown here may be different on your other transaction lists (for example, the transaction list that appears on the CommBank app).

Date	Transaction	Debit	Credit	Balance
12 Jan 2021	OPENING BALANCE			\$33.28 CR
11 Feb 2021	CLOSING BALANCE			\$33.28 CR

Opening balance	-	Total debits	+	Total credits	=	Closing balance
\$33.28 CR		Nil		Nil		\$33.28 CR

## Your Credit Interest Rate Summary

Date	Balance	Standard Credit Interest Rate (p.a.)
11 Feb	Less than \$10,000.00	0.00%
	\$10,000.00 - \$19,999.99	0.00%
	\$20,000.00 - \$49,999.99	0.00%
	\$50,000.00 - \$99,999.99	0.00%
	\$100,000.00 - \$249,999.99	0.00%
	\$250,000.00 - \$499,999.99	0.00%
	\$500,000.00 and over	0.10%

Note. Interest rates are effective as at the date shown but are subject to change.



\*\* 27387.47296.1.1.ZZ258F3 0303SL.R3.S931.D042.OV06.00.31



# Your Statement

Statement 98 (Page 1 of 2)

Account Number 06 7167 12377045

Statement Period 12 Feb 2021 - 11 Mar 2021

Closing Balance \$2,309.34 CR

Enquiries 13 1998  
 (24 hours a day, 7 days a week)



037

MR GRAEME ROBERT CANNELL AND  
 MS L R CANNELL AND GLENWOOD SUPERAN  
 13 GLENWOOD ST  
 CHELMER QLD 4068

## Direct Investment Account

If this account has an attached overdraft limit or facility and we send you a statement every 4 or 6 months, we will update your statement preference to every 3 months as part of changes made to the new Banking Code of Practice from 1 July 2019.

Your CommSec Commonwealth Direct Investment Account specifically designed for CommSec share traders can grow your savings while you plan your next investment. Earn a competitive rate of interest on balances over \$10,000. You can enjoy instant access to your money through ATMs, NetBank, EFTPOS, telephone banking and bank branches.

Name: MR GRAEME ROBERT CANNELL + MRS LYNNE ROS  
 EMARY CANNELL ITF GLENWOOD SUPER FUND

Note: Have you checked your statement today? It's easy to find out more information about each of your transactions by logging on to the CommBank App or NetBank. Should you have any questions on fees or see an error please contact us on the details above. Cheque proceeds are available when cleared.

The date of transactions shown here may be different on your other transaction lists (for example, the transaction list that appears on the CommBank app).

Date	Transaction	Debit	Credit	Balance
12 Feb 2021	OPENING BALANCE			\$33.28 CR
05 Mar	Direct Credit 407459 HPI DST 001255759366		2,276.06	\$2,309.34 CR
11 Mar 2021	CLOSING BALANCE			\$2,309.34 CR


<b>Opening balance</b>	-	<b>Total debits</b>	+	<b>Total credits</b>	=	<b>Closing balance</b>
\$33.28 CR		Nil		\$2,276.06		\$2,309.34 CR

## Your Credit Interest Rate Summary

Date	Balance	Standard Credit Interest Rate (p.a.)
11 Mar	Less than \$10,000.00	0.00%
	\$10,000.00 - \$19,999.99	0.00%
	\$20,000.00 - \$49,999.99	0.00%
	\$50,000.00 - \$99,999.99	0.00%
	\$100,000.00 - \$249,999.99	0.00%
	\$250,000.00 - \$499,999.99	0.00%
	\$500,000.00 and over	0.10%



\*# 6085.13253.1.1 ZZ258R3 0303 SL\_R3 S931.D070.O V06.00.31



Note. Interest rates are effective as at the date shown but are subject to change.



Account Number 06 7167 12377045

Statement Period 12 Mar 2021 - 11 Apr 2021

Closing Balance \$61,202.60 CR

Enquiries 13 1998  
 (24 hours a day, 7 days a week)



037

MR GRAEME ROBERT CANNELL AND  
 MS L R CANNELL AND GLENWOOD SUPERAN  
 13 GLENWOOD ST  
 CHELMER QLD 4068

## Direct Investment Account

If this account has an attached overdraft limit or facility and we send you a statement every 4 or 6 months, we will update your statement preference to every 3 months as part of changes made to the new Banking Code of Practice from 1 July 2019.

Your CommSec Commonwealth Direct Investment Account specifically designed for CommSec share traders can grow your savings while you plan your next investment. Earn a competitive rate of interest on balances over \$10,000. You can enjoy instant access to your money through ATMs, NetBank, EFTPOS, telephone banking and bank branches.

Name: MR GRAEME ROBERT CANNELL + MRS LYNNE ROS  
 EMARY CANNELL ITF GLENWOOD SUPER FUND

Note: Have you checked your statement today? It's easy to find out more information about each of your transactions by logging on to the CommBank App or NetBank. Should you have any questions on fees or see an error please contact us on the details above. Cheque proceeds are available when cleared.

The date of transactions shown here may be different on your other transaction lists (for example, the transaction list that appears on the CommBank app).


Date	Transaction	Debit	Credit	Balance
12 Mar	2021 OPENING BALANCE			\$2,309.34 CR
01 Apr	Direct Credit 302169 MNF ITM DIV 001258639299		454.08	\$2,763.42 CR
06 Apr	Direct Credit 062895 COMMONWEALTH SEC COMMSEC		72,724.88	\$75,488.30 CR
07 Apr	Transfer to other Bank NetBank LKE options	14,285.70		\$61,202.60 CR
11 Apr	2021 CLOSING BALANCE			\$61,202.60 CR

<b>Opening balance</b>	-	<b>Total debits</b>	+	<b>Total credits</b>	=	<b>Closing balance</b>
\$2,309.34 CR		\$14,285.70		\$73,178.96		\$61,202.60 CR



\*# 12056.33653.1.1.ZZ258R3.0303.SL.R3.S931.D102.OV06.00.31





**Your Credit Interest Rate Summary**

<b>Date</b>	<b>Balance</b>	<b>Standard Credit Interest Rate (p.a.)</b>
11 Apr	Less than \$10,000.00	0.00%
	\$10,000.00 - \$19,999.99	0.00%
	\$20,000.00 - \$49,999.99	0.00%
	\$50,000.00 - \$99,999.99	0.00%
	\$100,000.00 - \$249,999.99	0.00%
	\$250,000.00 - \$499,999.99	0.00%
	\$500,000.00 and over	0.10%

Note. Interest rates are effective as at the date shown but are subject to change.



# Your Statement

Statement 100 (Page 1 of 2)

Account Number 06 7167 12377045

Statement Period 12 Apr 2021 - 11 May 2021

Closing Balance \$883.01 CR

Enquiries 13 1998  
 (24 hours a day, 7 days a week)



037

MR GRAEME ROBERT CANNELL AND  
 MS L R CANNELL AND GLENWOOD SUPERAN  
 13 GLENWOOD ST  
 CHELMER QLD 4068

## Direct Investment Account

If this account has an attached overdraft limit or facility and we send you a statement every 4 or 6 months, we will update your statement preference to every 3 months as part of changes made to the new Banking Code of Practice from 1 July 2019.

Your CommSec Commonwealth Direct Investment Account specifically designed for CommSec share traders can grow your savings while you plan your next investment. Earn a competitive rate of interest on balances over \$10,000. You can enjoy instant access to your money through ATMs, NetBank, EFTPOS, telephone banking and bank branches.

Name: MR GRAEME ROBERT CANNELL + MRS LYNNE ROS  
 EMARY CANNELL ITF GLENWOOD SUPER FUND

Note: Have you checked your statement today? It's easy to find out more information about each of your transactions by logging on to the CommBank App or NetBank. Should you have any questions on fees or see an error please contact us on the details above. Cheque proceeds are available when cleared.


The date of transactions shown here may be different on your other transaction lists (for example, the transaction list that appears on the CommBank app).

Date	Transaction	Debit	Credit	Balance
12 Apr	2021 OPENING BALANCE			\$61,202.60 CR
15 Apr	MORGANS FINANCIAL NetBank BPAY 6197 1676071 WAA options Morgan	38,500.00		\$22,702.60 CR
19 Apr	Transfer from xx1569 NetBank For QPM		1,000.00	\$23,702.60 CR
20 Apr	Direct Debit 062934 COMMSEC SECURITI COMMSEC	23,029.95		\$672.65 CR
06 May	Direct Credit 062895 COMMONWEALTH SEC COMMSEC		210.36	\$883.01 CR
11 May	2021 CLOSING BALANCE			\$883.01 CR

Opening balance	-	Total debits	+	Total credits	=	Closing balance
\$61,202.60 CR		\$61,529.95		\$1,210.36		\$883.01 CR



\*# 5789.13121.1.1 ZZ258R3 0303 SL\_R3 S931.D131.O V06.00.32



**Your Credit Interest Rate Summary**

<b>Date</b>	<b>Balance</b>	<b>Standard Credit Interest Rate (p.a.)</b>
11 May	Less than \$10,000.00	0.00%
	\$10,000.00 - \$19,999.99	0.00%
	\$20,000.00 - \$49,999.99	0.00%
	\$50,000.00 - \$99,999.99	0.00%
	\$100,000.00 - \$249,999.99	0.00%
	\$250,000.00 - \$499,999.99	0.00%
	\$500,000.00 and over	0.10%

Note. Interest rates are effective as at the date shown but are subject to change.



Account Number 06 7167 12377045

Statement Period 12 May 2021 - 11 Jun 2021

Closing Balance \$883.01 CR

Enquiries 13 1998  
 (24 hours a day, 7 days a week)



037

MR GRAEME ROBERT CANNELL AND  
 MS L R CANNELL AND GLENWOOD SUPERAN  
 13 GLENWOOD ST  
 CHELMER QLD 4068

## Direct Investment Account

If this account has an attached overdraft limit or facility and we send you a statement every 4 or 6 months, we will update your statement preference to every 3 months as part of changes made to the new Banking Code of Practice from 1 July 2019.

Your CommSec Commonwealth Direct Investment Account specifically designed for CommSec share traders can grow your savings while you plan your next investment. Earn a competitive rate of interest on balances over \$10,000. You can enjoy instant access to your money through ATMs, NetBank, EFTPOS, telephone banking and bank branches.

Name: MR GRAEME ROBERT CANNELL + MRS LYNNE ROS  
 EMARY CANNELL ITF GLENWOOD SUPER FUND

Note: Have you checked your statement today? It's easy to find out more information about each of your transactions by logging on to the CommBank App or NetBank. Should you have any questions on fees or see an error please contact us on the details above. Cheque proceeds are available when cleared.

The date of transactions shown here may be different on your other transaction lists (for example, the transaction list that appears on the CommBank app).

Date	Transaction	Debit	Credit	Balance
12 May 2021	OPENING BALANCE			\$883.01 CR
11 Jun 2021	CLOSING BALANCE			\$883.01 CR

Opening balance	-	Total debits	+	Total credits	=	Closing balance
\$883.01 CR		Nil		Nil		\$883.01 CR

## Your Credit Interest Rate Summary

Date	Balance	Standard Credit Interest Rate (p.a.)
11 Jun	Less than \$10,000.00	0.00%
	\$10,000.00 - \$19,999.99	0.00%
	\$20,000.00 - \$49,999.99	0.00%
	\$50,000.00 - \$99,999.99	0.00%
	\$100,000.00 - \$249,999.99	0.00%
	\$250,000.00 - \$499,999.99	0.00%
	\$500,000.00 and over	0.10%

Note. Interest rates are effective as at the date shown but are subject to change.





037

MR GRAEME ROBERT CANNELL AND  
 MS L R CANNELL AND GLENWOOD SUPERAN  
 13 GLENWOOD ST  
 CHELMER QLD 4068

**Account Number** 06 7167 12377045

**Statement Period** 12 Jun 2021 - 11 Jul 2021

**Closing Balance** \$883.01 CR

**Enquiries** 13 1998  
 (24 hours a day, 7 days a week)

## Direct Investment Account

If this account has an attached overdraft limit or facility and we send you a statement every 4 or 6 months, we will update your statement preference to every 3 months as part of changes made to the new Banking Code of Practice from 1 July 2019.

Your CommSec Commonwealth Direct Investment Account specifically designed for CommSec share traders can grow your savings while you plan your next investment. Earn a competitive rate of interest on balances over \$10,000. You can enjoy instant access to your money through ATMs, NetBank, EFTPOS, telephone banking and bank branches.

Name: MR GRAEME ROBERT CANNELL + MRS LYNNE ROS  
 EMARY CANNELL ITF GLENWOOD SUPER FUND

Note: Have you checked your statement today? It's easy to find out more information about each of your transactions by logging on to the CommBank App or NetBank. Should you have any questions on fees or see an error please contact us on the details above. Cheque proceeds are available when cleared.

The date of transactions shown here may be different on your other transaction lists (for example, the transaction list that appears on the CommBank app).


Date	Transaction	Debit	Credit	Balance
12 Jun 2021	OPENING BALANCE			\$883.01 CR
11 Jul 2021	CLOSING BALANCE			\$883.01 CR

Opening balance	-	Total debits	+	Total credits	=	Closing balance
\$883.01 CR		Nil		Nil		\$883.01 CR

## Your Credit Interest Rate Summary

Date	Balance	Standard Credit Interest Rate (p.a.)
11 Jul	Less than \$10,000.00	0.00%
	\$10,000.00 - \$19,999.99	0.00%
	\$20,000.00 - \$49,999.99	0.00%
	\$50,000.00 - \$99,999.99	0.00%
	\$100,000.00 - \$249,999.99	0.00%
	\$250,000.00 - \$499,999.99	0.00%
	\$500,000.00 and over	0.10%

Note. Interest rates are effective as at the date shown but are subject to change.



\*# 23198.44429.1.1.ZZ258F3 0303SL.R3.S932.D193.OV06.00.33

## FUND PAYMENT NOTICE IN RESPECT OF THE DISTRIBUTION FOR THE QUARTER ENDED 30 SEPTEMBER 2020

Centuria Property Funds Limited (**CPFL**), as the responsible entity of Centuria Office REIT (the **Trust**), declares that the Trust is a withholding managed investment trust for the purposes of Subdivision 12-H of the *Taxation Administration Act 1953* (the **Act**), in respect of the quarter ended 30 September 2020. In addition, CPFL declares that the Trust is an attribution managed investment trust (**AMIT**) for the purposes of Division 12A of the Act, in respect of the quarter ended 30 September 2020.

Details of the distribution for the quarter ended 30 September 2020 are as follows:

Record date	30 September 2020
Payment date	30 October 2020
Distribution per COF unit	4.1250 cents

The estimated taxation components below are provided solely for the purposes of complying with Subdivision 12-H and Division 12A of Schedule 1 of the Act and should not be used for any other purpose:

	Cents per unit
Australian Income – Other	2.143900
<b>Total Fund Payment</b>	<b>2.143900</b>
Amounts not subject to Withholding Taxes	1.981100
<b>Total Cash Distribution</b>	<b>4.125000</b>

For the purposes of Subdivision 12-H and Division 12A of Schedule 1 of the Act, the distribution includes a fund payment amount of 2.143900 cents per unit.

Australian tax residents should not rely on this notice for the purposes of their income tax returns.

Details of the full year components of distributions will be provided in the Attribution Managed Investment Trust Member Annual (**AMMA**) statement which will be sent to securityholders post 30 June 2021.

# Centuria

## FUND PAYMENT NOTICE IN RESPECT OF THE DISTRIBUTION FOR THE QUARTER ENDED 31 DECEMBER 2020

Centuria Property Funds Limited (**CPFL**), as the responsible entity of Centuria Office REIT (the **Trust**), declares that the Trust is a withholding managed investment trust for the purposes of Subdivision 12-H of the *Taxation Administration Act 1953* (the **Act**), in respect of the quarter ended 31 December 2020. In addition, CPFL declares that the Trust is an attribution managed investment trust (**AMIT**) for the purposes of Division 12A of the Act, in respect of the quarter ended 31 December 2020.

Details of the distribution for the quarter ended 31 December 2020 are as follows:

Record date	31 December 2020
Payment date	28 January 2021
Distribution per COF unit	4.1250 cents

The estimated taxation components below are provided solely for the purposes of complying with Subdivision 12-H and Division 12A of Schedule 1 of the Act and should not be used for any other purpose:

	Cents per unit
Australian Income – Other	2.410600
<b>Total Fund Payment</b>	<b>2.410600</b>
Amounts not subject to Withholding Taxes	1.714400
<b>Total Cash Distribution</b>	<b>4.125000</b>

For the purposes of Subdivision 12-H and Division 12A of Schedule 1 of the Act, the distribution includes a fund payment amount of 2.410600 cents per unit.

Australian tax residents should not rely on this notice for the purposes of their income tax returns.

Details of the full year components of distributions will be provided in the Attribution Managed Investment Trust Member Annual (**AMMA**) statement which will be sent to securityholders post 30 June 2021.



## FUND PAYMENT NOTICE IN RESPECT OF THE DISTRIBUTION FOR THE QUARTER ENDED 31 MARCH 2021

Centuria Property Funds Limited (**CPFL**), as the responsible entity of Centuria Office REIT (the **Trust**), declares that the Trust is a withholding managed investment trust for the purposes of Subdivision 12-H of the *Taxation Administration Act 1953* (the **Act**), in respect of the quarter ended 31 March 2021. In addition, CPFL declares that the Trust is an attribution managed investment trust (**AMIT**) for the purposes of Division 12A of the Act, in respect of the quarter ended 31 March 2021.

Details of the distribution for the quarter ended 31 March 2021 are as follows:

Record date	31 March 2021
Payment date	29 April 2021
Distribution per COF unit	4.1250 cents

The estimated taxation components below are provided solely for the purposes of complying with Subdivision 12-H and Division 12A of Schedule 1 of the Act and should not be used for any other purpose:

	Cents per unit
Australian Income – Other	2.369324
<b>Total Fund Payment</b>	<b>2.369324</b>
Amounts not subject to Withholding Taxes	1.755676
<b>Total Cash Distribution</b>	<b>4.125000</b>

For the purposes of Subdivision 12-H and Division 12A of Schedule 1 of the Act, the distribution includes a fund payment amount of 2.369324 cents per unit.

Australian tax residents should not rely on this notice for the purposes of their income tax returns.

Details of the full year components of distributions will be provided in the Attribution Managed Investment Trust Member Annual (**AMMA**) statement which will be sent to securityholders post 30 June 2021.



# Centuria

## FUND PAYMENT NOTICE IN RESPECT OF THE DISTRIBUTION FOR THE QUARTER ENDED 30 JUNE 2021

Centuria Property Funds Limited (**CPFL**), as the responsible entity of Centuria Office REIT (the **Trust**), declares that the Trust is a withholding managed investment trust for the purposes of Subdivision 12-H of the *Taxation Administration Act 1953* (the **Act**), in respect of the quarter ended 30 June 2021. In addition, CPFL declares that the Trust is an attribution managed investment trust (**AMIT**) for the purposes of Division 12A of the Act, in respect of the quarter ended 30 June 2021.

Details of the distribution for the quarter ended 30 June 2021 are as follows:

Record date	30 June 2021
Payment date	10 August 2021
Distribution per COF unit	4.1250 cents

The estimated taxation components below are provided solely for the purposes of complying with Subdivision 12-H and Division 12A of Schedule 1 of the Act and should not be used for any other purpose:

	Cents per unit
Australian Income – Other	0.000000
<b>Total Fund Payment</b>	<b>0.000000</b>
Amounts not subject to Withholding Taxes	4.125000
<b>Total Cash Distribution</b>	<b>4.125000</b>

For the purposes of Subdivision 12-H and Division 12A of Schedule 1 of the Act, there is no fund payment amount.

Australian tax residents should not rely on this notice for the purposes of their income tax returns.

Details of the full year components of distributions will be provided in the Attribution Managed Investment Trust Member Annual (**AMMA**) statement which will be sent to securityholders post 30 June 2021.

# Financial Year Summary

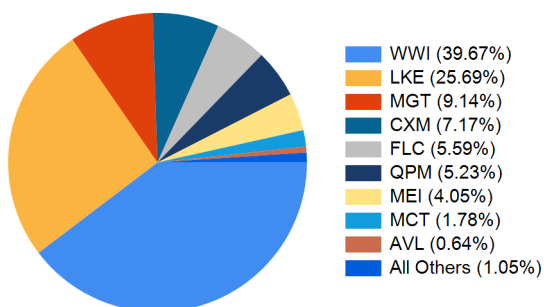
1 JULY 2020 - 30 JUNE 2021



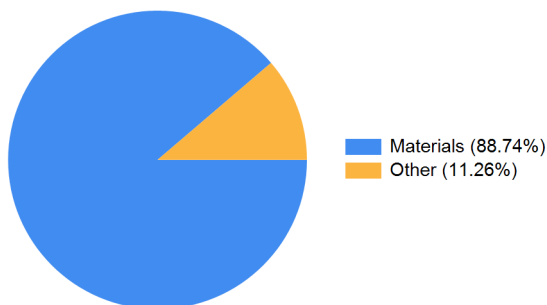
Portfolio Valuation	Account Number	Account Name	Value as at 30 June 2021
Shares	2322861	MR GRAEME ROBERT CANNELL + MRS LYNNE ROSEMARY CANNELL <GLENWOOD SUPER FUND A/C>	\$535,669.53
CDIA	12377045	Glenwood Super Fund	\$883.01
<b>TOTAL PORTFOLIO VALUE</b>			<b>\$536,552.54</b>

## Allocation as at 30 June 2021

### Shares in your portfolio



### Sectors in your portfolio



## Estimated Interest & Dividends

## 2020-2021 Financial Year

Est. Franked Dividends	\$0.00
Est. Unfranked Dividends	\$0.00
Est. Franking Credits	\$0.00
Est. Interest Received from Interest Rate Securities	\$0.00
<b>TOTAL INCOME</b>	<b>\$0.00</b>

## Fees & Charges

## 2020-2021 Financial Year

Total Brokerage (inc. GST)	\$289.19
Total Subscriptions (inc. GST)	\$0.00
Other Fees (inc. GST)	\$0.00
<b>TOTAL FEES &amp; CHARGES</b>	<b>\$289.19</b>

# Financial Year Summary

1 JULY 2020 - 30 JUNE 2021



This statement only provides information for CDIA accounts that have been designated as the settlement account for your Commonwealth Securities Limited Share Trading account as at 30 June. Please refer to NetBank for interest income from all other CBA accounts.

The interest shown is net of any non-resident or TFN withholding tax (if applicable). Please refer to Netbank for bank fees paid on your designated CDIA settlement account in the financial year.

The total brokerage outlined does not include any rebates you may have received over the financial year. Refer to your transaction statement records for this information.

This report only includes an estimate of dividends paid for holdings held with Commonwealth Securities Limited as at the ex-dividend date. For instance, any dividends paid prior to holdings being transferred to Commonwealth Securities Limited are not included.

This statement is an estimated summary document only and it is not intended to replace any document which contains information that may be required for taxation purposes. You should therefore refer to your CHESSE statements, dividend statements, confirmation contract notes and other investment or bank account statements for your records in this regard. This statement may not include information on accounts which have been closed, switched product type, transferred Holder Identification Number (HIN), or switched Participant Identification Number (PID) during the financial year.

This statement is issued by Commonwealth Securities Limited ABN 60 067 254 399 AFSL 238814, a market participant of ASX and Cboe Australia Pty Ltd (formerly Chi-X Australia Pty Limited), a clearing participant of ASX Clear Pty Limited and a settlement participant of ASX Settlement Pty Limited. Commonwealth Securities Limited is a wholly owned but non-guaranteed subsidiary of the Commonwealth Bank of Australia ABN 48 123 123 124 AFSL 234945 ("CBA"). Information contained in this statement is believed to be accurate at the time the statement is generated. CBA and its subsidiaries do not accept any liability for any errors or omissions contained in this statement, or any responsibility for any action taken in reliance on this statement. This document contains general information only and does not take into account your individual objectives, financial and taxation situations or needs. Before acting on the information, consider the appropriateness of your own objectives, needs, financial and taxation situation and, if necessary, seek appropriate independent financial and taxation advice. CBA is not a registered tax (financial) adviser under the Tax Agent Services Act 2009. If there are any errors in this statement, please contact us.

Address: Commonwealth Securities Limited, Locked Bag 22, Australia Square NSW 1215 | Phone: 13 15 19 | Website: [www.commsec.com.au](http://www.commsec.com.au)

If you are not satisfied with the service or advice you receive from us, you are entitled to complain. We have established procedures to ensure that all enquiries and complaints are properly dealt with. Please refer to our Financial Services Guide for more information. If an issue has not been resolved to your satisfaction, you can lodge a complaint with the Australian Financial Complaints Authority. AFCA provides fair and independent financial services complaint resolution that is free to consumers. Website: [www.afca.org.au](http://www.afca.org.au), Telephone: 1800 931 678 (free call), Email: [info@afca.org.au](mailto:info@afca.org.au), In writing to: Australian Financial Complaints Authority, GPO Box 3, Melbourne VIC 3001.

# Portfolio Valuation

30 JUNE 2021



SHARES - 2322861 - HIN 82385118

MR GRAEME ROBERT CANNELL + MRS LYNNE ROSEMARY CANNELL <GLENWOOD SUPER FUND A/C>

Portfolio	Units	Unit Price	Portfolio Value	% of Portfolio
AVL - AUST VANADIUM LTD FPO (ORDINARY FULLY PAID)	180,000	\$0.0190	\$3,420.00	0.64%
BAT - BATTERY MINERALS LTD FPO (ORDINARY FULLY PAID)	150,000	\$0.0160	\$2,400.00	0.45%
CXM - CENTREX METALS FPO (ORDINARY FULLY PAID)	800,000	\$0.0480	\$38,400.00	7.16%
FLC - FLUENCE CORPORATION FPO (ORDINARY FULLY PAID)	157,500	\$0.1900	\$29,925.00	5.58%
LKE - LAKE RESOURCES FPO (ORDINARY FULLY PAID)	410,715	\$0.3350	\$137,589.53	25.64%
MCT - METALICITY LIMITED FPO (ORDINARY FULLY PAID)	953,000	\$0.0100	\$9,530.00	1.78%
MEI - METEORIC RESOURCES FPO (ORDINARY FULLY PAID)	425,000	\$0.0510	\$21,675.00	4.04%
MGT - MAGNETITE MINES FPO (ORDINARY FULLY PAID)	620,000	\$0.0790	\$48,980.00	9.13%
MNB - MINBOS RESOURCES LTD FPO (ORDINARY FULLY PAID)	50,000	\$0.0650	\$3,250.00	0.61%
QPM - QUEENSLAND PACIFIC FPO (ORDINARY FULLY PAID)	200,000	\$0.1400	\$28,000.00	5.22%
WWI - WEST WITS MINING LTD FPO (ORDINARY FULLY PAID)	2,500,000	\$0.0850	\$212,500.00	39.60%
		<b>Sub Total</b>	<b>\$535,669.53</b>	<b>99.84%</b>

Cash Accounts	Portfolio Value	% of Portfolio	
CDIA - 06716712377045	\$883.01	0.16%	
	<b>TOTAL</b>	<b>\$536,552.54</b>	<b>100.00%</b>

30 JUNE 2021

This statement only provides information for CDIA accounts that have been designated as the settlement account for your Commonwealth Securities Limited Share Trading account as at 30 June. Please refer to NetBank for interest income from all other CBA accounts.

The interest shown is net of any non-resident or TFN withholding tax (if applicable). Please refer to Netbank for bank fees paid on your designated CDIA settlement account in the financial year.

The total brokerage outlined does not include any rebates you may have received over the financial year. Refer to your transaction statement records for this information.

This report only includes an estimate of dividends paid for holdings held with Commonwealth Securities Limited as at the ex-dividend date. For instance, any dividends paid prior to holdings being transferred to Commonwealth Securities Limited are not included.

This statement is an estimated summary document only and it is not intended to replace any document which contains information that may be required for taxation purposes. You should therefore refer to your CHESS statements, dividend statements, confirmation contract notes and other investment or bank account statements for your records in this regard. This statement may not include information on accounts which have been closed, switched product type, transferred Holder Identification Number (HIN), or switched Participant Identification Number (PID) during the financial year.

This statement is issued by Commonwealth Securities Limited ABN 60 067 254 399 AFSL 238814, a market participant of ASX and Cboe Australia Pty Ltd (formerly Chi-X Australia Pty Limited), a clearing participant of ASX Clear Pty Limited and a settlement participant of ASX Settlement Pty Limited. Commonwealth Securities Limited is a wholly owned but non-guaranteed subsidiary of the Commonwealth Bank of Australia ABN 48 123 123 124 AFSL 234945 ("CBA"). Information contained in this statement is believed to be accurate at the time the statement is generated. CBA and its subsidiaries do not accept any liability for any errors or omissions contained in this statement, or any responsibility for any action taken in reliance on this statement. This document contains general information only and does not take into account your individual objectives, financial and taxation situations or needs. Before acting on the information, consider the appropriateness of your own objectives, needs, financial and taxation situation and, if necessary, seek appropriate independent financial and taxation advice. CBA is not a registered tax (financial) adviser under the Tax Agent Services Act 2009. If there are any errors in this statement, please contact us.

Address: Commonwealth Securities Limited, Locked Bag 22, Australia Square NSW 1215 | Phone: 13 15 19 | Website: [www.commsec.com.au](http://www.commsec.com.au)

If you are not satisfied with the service or advice you receive from us, you are entitled to complain. We have established procedures to ensure that all enquiries and complaints are properly dealt with. Please refer to our Financial Services Guide for more information. If an issue has not been resolved to your satisfaction, you can lodge a complaint with the Australian Financial Complaints Authority. AFCA provides fair and independent financial services complaint resolution that is free to consumers. Website: [www.afca.org.au](http://www.afca.org.au), Telephone: 1800 931 678 (free call), Email: [info@afca.org.au](mailto:info@afca.org.au), In writing to: Australian Financial Complaints Authority, GPO Box 3, Melbourne VIC 3001.

# Transaction Summary

1 JULY 2020 - 30 JUNE 2021



MR GRAEME ROBERT CANNELL + MRS LYNNE  
ROSEMARY CANNELL <GLENWOOD SUPER  
FUND A/C>

SHARES - 2322861 - HIN 82385118

Total Buys and Sells	2020 - 2021 Financial Year
Total Buys (inc. Brokerage + GST)	\$106,274.01
Total Sells (inc. Brokerage + GST)	\$46,781.10

## BDC - BARDOC GOLD LTD FPO (ORDINARY FULLY PAID)

Date	Type	Quantity	Unit Price	Trade Value	Brokerage+GST	GST	CNote	Total Value
07-Aug-2020	Sell	-80,000	\$0.0840	-\$6,720.00	\$19.95	\$1.81	104094857	-\$6,700.05
<b>Sub Total</b>					<b>\$19.95</b>	<b>\$1.81</b>		<b>-\$6,700.05</b>

## FFX - FIREFINCH LTD FPO (ORDINARY FULLY PAID)

Date	Type	Quantity	Unit Price	Trade Value	Brokerage+GST	GST	CNote	Total Value
04-May-2021	Sell	-100,000	\$0.3750	-\$37,500.00	\$45.00	\$4.09	117787700	-\$37,455.00
<b>Sub Total</b>					<b>\$45.00</b>	<b>\$4.09</b>		<b>-\$37,455.00</b>

## GCY - GASCOYNE RES LTD FPO (ORDINARY FULLY PAID)

Date	Type	Quantity	Unit Price	Trade Value	Brokerage+GST	GST	CNote	Total Value
20-Nov-2020	Sell	-5,400	\$0.4900	-\$2,646.00	\$19.95	\$1.81	109440807	-\$2,626.05
<b>Sub Total</b>					<b>\$19.95</b>	<b>\$1.81</b>		<b>-\$2,626.05</b>

## MCT - METALICITY LIMITED FPO (ORDINARY FULLY PAID)

Date	Type	Quantity	Unit Price	Trade Value	Brokerage+GST	GST	CNote	Total Value
20-Nov-2020	Buy	148,000	\$0.0210	\$3,108.00	\$19.95	\$1.81	109443181	\$3,127.95
08-Sep-2020	Buy	300,000	\$0.0260	\$7,800.00	\$19.95	\$1.81	105878443	\$7,819.95
10-Aug-2020	Buy	255,000	\$0.0260	\$6,630.00	\$19.95	\$1.81	104162988	\$6,649.95
<b>Sub Total</b>					<b>\$59.85</b>	<b>\$5.43</b>		<b>\$17,597.85</b>

## MEI - METEORIC RESOURCES FPO (ORDINARY FULLY PAID)

Date	Type	Quantity	Unit Price	Trade Value	Brokerage+GST	GST	CNote	Total Value
13-Nov-2020	Buy	125,000	\$0.0570	\$7,125.00	\$19.95	\$1.81	109166870	\$7,144.95
<b>Sub Total</b>					<b>\$19.95</b>	<b>\$1.81</b>		<b>\$7,144.95</b>

## MGT - MAGNETITE MINES FPO (ORDINARY FULLY PAID)

Date	Type	Quantity	Unit Price	Trade Value	Brokerage+GST	GST	CNote	Total Value
04-May-2021	Buy	620,000	\$0.0600	\$37,200.00	\$44.64	\$4.06	117796144	\$37,244.64
<b>Sub Total</b>					<b>\$44.64</b>	<b>\$4.06</b>		<b>\$37,244.64</b>

# Transaction Summary

1 JULY 2020 - 30 JUNE 2021



## MLL - MALI LITHIUM LIMITED FPO (ORDINARY FULLY PAID)

Date	Type	Quantity	Unit Price	Trade Value	Brokerage+GST	GST	CNote	Total Value
12-Oct-2020	Buy	100,000	\$.1821	\$18,206.72	\$29.95	\$2.72	107481821	\$18,236.67
<b>Sub Total</b>					<b>\$29.95</b>	<b>\$2.72</b>		<b>\$18,236.67</b>

## MNB - MINBOS RESOURCES LTD FPO (ORDINARY FULLY PAID)

Date	Type	Quantity	Unit Price	Trade Value	Brokerage+GST	GST	CNote	Total Value
31-Aug-2020	Buy	1,000,000	\$.0030	\$3,000.00	\$19.95	\$1.81	105345449	\$3,019.95
<b>Sub Total</b>					<b>\$19.95</b>	<b>\$1.81</b>		<b>\$3,019.95</b>

## QPM - QUEENSLAND PACIFIC FPO (ORDINARY FULLY PAID)

Date	Type	Quantity	Unit Price	Trade Value	Brokerage+GST	GST	CNote	Total Value
16-Apr-2021	Buy	200,000	\$.1150	\$23,000.00	\$29.95	\$2.72	117081982	\$23,029.95
<b>Sub Total</b>					<b>\$29.95</b>	<b>\$2.72</b>		<b>\$23,029.95</b>

# Transaction Summary

1 JULY 2020 - 30 JUNE 2021



The transaction summary is only able to display information available to Commonwealth Securities Limited. Certain transactions may not be displayed, including but not limited to transactions made off market such as Initial Public Offerings (IPOs) and Delivery vs Payment Settlements (DvP). Transactions regarding corporate actions or stock transfers are not included and can be found on your statements as issued by the company or the share registry. Transactions for Issuer Sponsored holdings placed outside of this account are not included in this summary. Links to some of the key share registries can be found below:

Computershare (<http://www.computershare.com/au/Pages/default.aspx>)  
Link Market Services (<https://investorcentre.linkmarketservices.com.au/Login.aspx/Login>)  
Boardroom Limited (<https://boardroomlimited.com.au>)  
Security Transfer Registrars (<https://www.securitytransfer.com.au>)  
Advanced Share Registry Services (<http://www.advancedshare.com.au/Home.aspx>)

The total brokerage outlined does not include any rebates you may have received over the financial year. Refer to your transaction statement records for this information.

This report only includes an estimate of dividends paid for holdings held with Commonwealth Securities Limited as at the ex-dividend date. For instance, any dividends paid prior to holdings being transferred to Commonwealth Securities Limited are not included.

This statement is an estimated summary document only and it is not intended to replace any document which contains information that may be required for taxation purposes. You should therefore refer to your CHESS statements, dividend statements, confirmation contract notes and other investment or bank account statements for your records in this regard. This statement may not include information on accounts which have been closed, switched product type, transferred Holder Identification Number (HIN), or switched Participant Identification Number (PID) during the financial year.

This statement is issued by Commonwealth Securities Limited ABN 60 067 254 399 AFSL 238814, a market participant of ASX and Cboe Australia Pty Ltd (formerly Chi-X Australia Pty Limited), a clearing participant of ASX Clear Pty Limited and a settlement participant of ASX Settlement Pty Limited. Commonwealth Securities Limited is a wholly owned but non-guaranteed subsidiary of the Commonwealth Bank of Australia ABN 48 123 123 124 AFSL 234945 ("CBA"). Information contained in this statement is believed to be accurate at the time the statement is generated. CBA and its subsidiaries do not accept any liability for any errors or omissions contained in this statement, or any responsibility for any action taken in reliance on this statement. This document contains general information only and does not take into account your individual objectives, financial and taxation situations or needs. Before acting on the information, consider the appropriateness of your own objectives, needs, financial and taxation situation and, if necessary, seek appropriate independent financial and taxation advice. CBA is not a registered tax (financial) adviser under the Tax Agent Services Act 2009. If there are any errors in this statement, please contact us.

Address: Commonwealth Securities Limited, Locked Bag 22, Australia Square NSW 1215 | Phone: 13 15 19 | Website: [www.commsec.com.au](http://www.commsec.com.au)

If you are not satisfied with the service or advice you receive from us, you are entitled to complain. We have established procedures to ensure that all enquiries and complaints are properly dealt with. Please refer to our Financial Services Guide for more information. If an issue has not been resolved to your satisfaction, you can lodge a complaint with the Australian Financial Complaints Authority. AFCA provides fair and independent financial services complaint resolution that is free to consumers. Website: [www.afca.org.au](http://www.afca.org.au), Telephone: 1800 931 678 (free call), Email: [info@afca.org.au](mailto:info@afca.org.au), In writing to: Australian Financial Complaints Authority, GPO Box 3, Melbourne VIC 3001.



# Interest & Estimated Dividend Summary



1 JULY 2020 - 30 JUNE 2021

SHARES - 2322861 - HIN 82385118

MR GRAEME ROBERT CANNELL + MRS LYNNE ROSEMARY CANNELL <GLENWOOD SUPER FUND A/C>

## ESTIMATED DIVIDEND SUMMARY

There are no transactions on this account.

TOTAL

\$0.00

## ESTIMATED INTEREST RECEIVED

There are no transactions on this account.

TOTAL

\$0.00

## INTEREST INCOME SUMMARY

Account	Interest
CDIA - 12377045	\$0.00
TOTAL	\$0.00

# Interest & Estimated Dividend Summary



1 JULY 2020 - 30 JUNE 2021

This statement only provides information for CDIA accounts that have been designated as the settlement account for your Commonwealth Securities Limited Share Trading account as at 30 June. Please refer to NetBank for interest income from all other CBA accounts.

The interest shown is net of any non-resident or TFN withholding tax (if applicable). Please refer to Netbank for bank fees paid on your designated CDIA settlement account in the financial year.

The total brokerage outlined does not include any rebates you may have received over the financial year. Refer to your transaction statement records for this information.

This report only includes an estimate of dividends paid for holdings held with Commonwealth Securities Limited as at the ex-dividend date. For instance, any dividends paid prior to holdings being transferred to Commonwealth Securities Limited are not included.

This statement is an estimated summary document only and it is not intended to replace any document which contains information that may be required for taxation purposes. You should therefore refer to your CHESS statements, dividend statements, confirmation contract notes and other investment or bank account statements for your records in this regard. This statement may not include information on accounts which have been closed, switched product type, transferred Holder Identification Number (HIN), or switched Participant Identification Number (PID) during the financial year.

This statement is issued by Commonwealth Securities Limited ABN 60 067 254 399 AFSL 238814, a market participant of ASX and Cboe Australia Pty Ltd (formerly Chi-X Australia Pty Limited), a clearing participant of ASX Clear Pty Limited and a settlement participant of ASX Settlement Pty Limited. Commonwealth Securities Limited is a wholly owned but non-guaranteed subsidiary of the Commonwealth Bank of Australia ABN 48 123 123 124 AFSL 234945 ("CBA"). Information contained in this statement is believed to be accurate at the time the statement is generated. CBA and its subsidiaries do not accept any liability for any errors or omissions contained in this statement, or any responsibility for any action taken in reliance on this statement. This document contains general information only and does not take into account your individual objectives, financial and taxation situations or needs. Before acting on the information, consider the appropriateness of your own objectives, needs, financial and taxation situation and, if necessary, seek appropriate independent financial and taxation advice. CBA is not a registered tax (financial) adviser under the Tax Agent Services Act 2009. If there are any errors in this statement, please contact us.

Address: Commonwealth Securities Limited, Locked Bag 22, Australia Square NSW 1215 | Phone: 13 15 19 | Website: [www.commsec.com.au](http://www.commsec.com.au)

If you are not satisfied with the service or advice you receive from us, you are entitled to complain. We have established procedures to ensure that all enquiries and complaints are properly dealt with. Please refer to our Financial Services Guide for more information. If an issue has not been resolved to your satisfaction, you can lodge a complaint with the Australian Financial Complaints Authority. AFCA provides fair and independent financial services complaint resolution that is free to consumers. Website: [www.afca.org.au](http://www.afca.org.au), Telephone: 1800 931 678 (free call), Email: [info@afca.org.au](mailto:info@afca.org.au), In writing to: Australian Financial Complaints Authority, GPO Box 3, Melbourne VIC 3001.

# Interest & Estimated Dividend Summary



1 JULY 2020 - 30 JUNE 2021

## GLOSSARY

Units	The number of registered securities that you own.
Unit Price	The Portfolio Valuation 'Unit Price' is calculated using a 'Reference' Price provided by the ASX which takes into account an adjustment to determine value at Close of Market if the Security does not trade in the Closing Single Price Auction on the Valuation Date.
Brokerage	The fee or charge that is paid by you when transacting a buy or sell.
Holder Identification Number (HIN)	When you are CHESS sponsored with a Broker you will be issued a unique number, called a HIN. Multiple holdings can be registered under the single HIN. A HIN starts with the letter X and usually followed by 10 numbers, e.g. X0001234567.
Dividend	A dividend is a payment made to shareholders from the company. This payment is a portion of the company's profits. ASX listed companies typically pay dividends twice a year, usually as an 'interim' dividend and a 'final dividend'. From time to time, a company may also pay a 'special' dividend.
Ex-dividend date	The ex-dividend date occurs two business days before the company's Record Date. To be entitled to a dividend a shareholder must have purchased the shares before the ex-dividend date. If you purchase shares on or after that date, the previous owner of the shares (and not you) is entitled to the dividend.
Interim dividend	A dividend paid during the year, usually accompanying a company's interim financial statements.
Final dividend	A dividend paid at the end of a company's financial year, representing a return based on the previous twelve months' financial performance and the future outlook.
Special dividend	A dividend paid by the company outside typical recurring (interim and final) dividend cycle.
Record date	The record date is the date the share registries use in determining who is entitled to a dividend or entitlement associated with a security. Those who held the security in the company and were on the register on the record date are eligible for the entitlement.
Payment date	The date on which a declared dividend is scheduled to be paid.
Unfranked dividend	Dividends which do not carry a franking credit.
Franked dividend	Franked dividends are paid to security holders out of profits on which the company has already paid tax.
Franking /Imputation Credit	A franking credit is your share of tax paid by a company on the profits from which your dividend is paid. They are also known as Imputation Credits.
Total subscription	Total subscription can include, but is not limited to market data and research subscription fees and share trade alerts.
Other fees	Other fees can include, but are not limited to: Off market transfer fees, conditional trading fees, rejection fees, early and late settlement fees, fail fees, SRN query, rebooking fees, cheque payment fee or cheque dishonour fees and the printing and posting of contract notes.
Corporate action (CA)	Any action initiated by the company or corporation, for the purpose of giving an entitlement to shareholders.

# Financial Year Summary

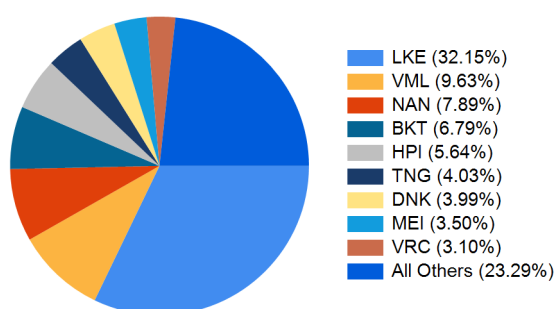
1 JULY 2020 - 30 JUNE 2021



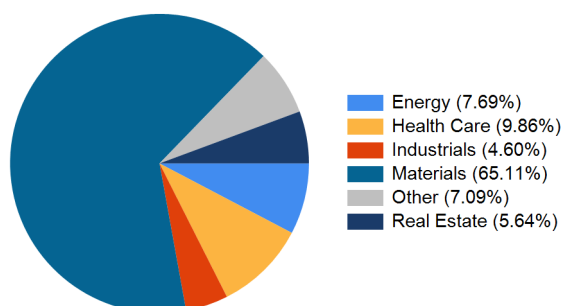
Portfolio Valuation	Account Number	Account Name	Value as at 30 June 2021
Shares	3211613	MR GRAEME ROBERT CANNELL + MRS LYNNE ROSEMARY CANNELL <GLENWOOD SUPER FUND A/C>	\$1,339,850.96
CDIA	12377045	MR GRAEME ROBERT CANNELL + MRS LYNNE ROS EMARY CANNELL ITF GLENWOOD SUPER FUND	\$883.01
<b>TOTAL PORTFOLIO VALUE</b>			<b>\$1,340,733.97</b>

## Allocation as at 30 June 2021

### Shares in your portfolio



### Sectors in your portfolio



## Estimated Interest & Dividends 2020-2021 Financial Year

Est. Franked Dividends	\$949.44
Est. Unfranked Dividends	\$4,575.83
Est. Franking Credits	\$406.91
Est. Interest Received from Interest Rate Securities	\$0.00
<b>TOTAL INCOME</b>	<b>\$5,525.27</b>

## Fees & Charges 2020-2021 Financial Year

Total Brokerage (inc. GST)	\$65.52
Total Subscriptions (inc. GST)	\$0.00
Other Fees (inc. GST)	\$0.00
<b>TOTAL FEES &amp; CHARGES</b>	<b>\$65.52</b>

# Financial Year Summary

1 JULY 2020 - 30 JUNE 2021



This statement only provides information for CDIA accounts that have been designated as the settlement account for your Commonwealth Securities Limited Share Trading account as at 30 June. Please refer to NetBank for interest income from all other CBA accounts.

The interest shown is net of any non-resident or TFN withholding tax (if applicable). Please refer to Netbank for bank fees paid on your designated CDIA settlement account in the financial year.

The total brokerage outlined does not include any rebates you may have received over the financial year. Refer to your transaction statement records for this information.

This report only includes an estimate of dividends paid for holdings held with Commonwealth Securities Limited as at the ex-dividend date. For instance, any dividends paid prior to holdings being transferred to Commonwealth Securities Limited are not included.

This statement is an estimated summary document only and it is not intended to replace any document which contains information that may be required for taxation purposes. You should therefore refer to your CHESSE statements, dividend statements, confirmation contract notes and other investment or bank account statements for your records in this regard. This statement may not include information on accounts which have been closed, switched product type, transferred Holder Identification Number (HIN), or switched Participant Identification Number (PID) during the financial year.

This statement is issued by Commonwealth Securities Limited ABN 60 067 254 399 AFSL 238814, a market participant of ASX and Cboe Australia Pty Ltd (formerly Chi-X Australia Pty Limited), a clearing participant of ASX Clear Pty Limited and a settlement participant of ASX Settlement Pty Limited. Commonwealth Securities Limited is a wholly owned but non-guaranteed subsidiary of the Commonwealth Bank of Australia ABN 48 123 123 124 AFSL 234945 ("CBA"). Information contained in this statement is believed to be accurate at the time the statement is generated. CBA and its subsidiaries do not accept any liability for any errors or omissions contained in this statement, or any responsibility for any action taken in reliance on this statement. This document contains general information only and does not take into account your individual objectives, financial and taxation situations or needs. Before acting on the information, consider the appropriateness of your own objectives, needs, financial and taxation situation and, if necessary, seek appropriate independent financial and taxation advice. CBA is not a registered tax (financial) adviser under the Tax Agent Services Act 2009. If there are any errors in this statement, please contact us.

Address: Commonwealth Securities Limited, Locked Bag 22, Australia Square NSW 1215 | Phone: 13 15 19 | Website: [www.commsec.com.au](http://www.commsec.com.au)

If you are not satisfied with the service or advice you receive from us, you are entitled to complain. We have established procedures to ensure that all enquiries and complaints are properly dealt with. Please refer to our Financial Services Guide for more information. If an issue has not been resolved to your satisfaction, you can lodge a complaint with the Australian Financial Complaints Authority. AFCA provides fair and independent financial services complaint resolution that is free to consumers. Website: [www.afca.org.au](http://www.afca.org.au), Telephone: 1800 931 678 (free call), Email: [info@afca.org.au](mailto:info@afca.org.au), In writing to: Australian Financial Complaints Authority, GPO Box 3, Melbourne VIC 3001.

# Portfolio Valuation

30 JUNE 2021



SHARES - 3211613 - HIN

MR GRAEME ROBERT CANNELL + MRS LYNNE ROSEMARY CANNELL <GLENWOOD SUPER FUND A/C>

Portfolio	Units	Unit Price	Portfolio Value	% of Portfolio
ATC - ALTECH CHEM LTD FPO (ORDINARY FULLY PAID)	210,909	\$0.0430	\$9,069.09	0.68%
BKT - BLACK ROCK MINING FPO (ORDINARY FULLY PAID)	650,000	\$0.1400	\$91,000.00	6.79%
CLE - CYCLONE METALS FPO (ORDINARY FULLY PAID)	700,000	\$0.0090	\$6,300.00	0.47%
DNK - DANAKALI LIMITED FPO (ORDINARY FULLY PAID)	120,000	\$0.4450	\$53,400.00	3.98%
DRO - DRONESHIELD LIMITED FPO (ORDINARY FULLY PAID)	160,000	\$0.1500	\$24,000.00	1.79%
EDE - EDEN INV LTD FPO (ORDINARY FULLY PAID)	1,000,000	\$0.0240	\$24,000.00	1.79%
FEL - FE LIMITED FPO (ORDINARY FULLY PAID)	520,000	\$0.0510	\$26,520.00	1.98%
FLC - FLUENCE CORPORATION FPO (ORDINARY FULLY PAID)	132,500	\$0.1900	\$25,175.00	1.88%
FPL - FREMONT PETROLEUM FPO (ORDINARY FULLY PAID)	1,000,000	\$0.0030	\$3,000.00	0.22%
HPI - HOTEL PROPERTY STAPLED (FULLY PAID ORDINARY/UNITS STAPLED SECURITIES)	23,709	\$3.1900	\$75,631.71	5.64%
IBG - IRONBARK ZINC LTD FPO (ORDINARY FULLY PAID)	172,000	\$0.0210	\$3,612.00	0.27%
ICN - ICON ENERGY LIMITED FPO (ORDINARY FULLY PAID)	2,500,000	\$0.0150	\$37,500.00	2.80%
LKE - LAKE RESOURCES FPO (ORDINARY FULLY PAID)	1,285,714	\$0.3350	\$430,714.19	32.13%
LML - LINCOLN MINERALS FPO (ORDINARY FULLY PAID)	250,000	\$0.0080	\$2,000.00	0.15%
MEI - METEORIC RESOURCES FPO (ORDINARY FULLY PAID)	920,000	\$0.0510	\$46,920.00	3.50%
MLM - METALLICA MINERALS FPO (ORDINARY FULLY PAID)	1,100,000	\$0.0350	\$38,500.00	2.87%
NAN - NANOSONICS LIMITED FPO (ORDINARY FULLY PAID)	18,000	\$5.8700	\$105,660.00	7.88%
NTU - NORTHERN MIN LTD FPO (ORDINARY FULLY PAID)	430,000	\$0.0330	\$14,190.00	1.06%
PGC - PARAGON CARE LIMITED FPO (ORDINARY FULLY PAID)	100,000	\$0.2650	\$26,500.00	1.98%
QHL - QUICKSTEP HOLDINGS FPO (ORDINARY FULLY PAID)	723,738	\$0.0520	\$37,634.38	2.81%
SUV - SUVO STRATEGIC FPO (ORDINARY FULLY PAID)	50,000	\$0.1500	\$7,500.00	0.56%
TGM - THETA GOLD MINES LTD FPO (ORDINARY FULLY PAID)	118,000	\$0.2250	\$26,550.00	1.98%
TNG - TNG LIMITED FPO (ORDINARY FULLY PAID)	899,833	\$0.0600	\$53,989.98	4.03%
VML - VITAL METALS LIMITED FPO (ORDINARY FULLY PAID)	2,687,502	\$0.0480	\$129,000.10	9.62%
VRC - VOLT RESOURCES LTD FPO (ORDINARY FULLY PAID)	1,185,272	\$0.0350	\$41,484.52	3.09%
<b>Sub Total</b>			<b>\$1,339,850.96</b>	<b>99.93%</b>

Cash Accounts	Portfolio Value	% of Portfolio
CDIA - 06716712377045	\$883.01	0.07%
<b>TOTAL</b>	<b>\$1,340,733.97</b>	<b>100.00%</b>

# Portfolio Valuation

30 JUNE 2021



This statement only provides information for CDIA accounts that have been designated as the settlement account for your Commonwealth Securities Limited Share Trading account as at 30 June. Please refer to NetBank for interest income from all other CBA accounts.

The interest shown is net of any non-resident or TFN withholding tax (if applicable). Please refer to Netbank for bank fees paid on your designated CDIA settlement account in the financial year.

The total brokerage outlined does not include any rebates you may have received over the financial year. Refer to your transaction statement records for this information.

This report only includes an estimate of dividends paid for holdings held with Commonwealth Securities Limited as at the ex-dividend date. For instance, any dividends paid prior to holdings being transferred to Commonwealth Securities Limited are not included.

This statement is an estimated summary document only and it is not intended to replace any document which contains information that may be required for taxation purposes. You should therefore refer to your CHES statements, dividend statements, confirmation contract notes and other investment or bank account statements for your records in this regard. This statement may not include information on accounts which have been closed, switched product type, transferred Holder Identification Number (HIN), or switched Participant Identification Number (PID) during the financial year.

This statement is issued by Commonwealth Securities Limited ABN 60 067 254 399 AFSL 238814, a market participant of ASX and Cboe Australia Pty Ltd (formerly Chi-X Australia Pty Limited), a clearing participant of ASX Clear Pty Limited and a settlement participant of ASX Settlement Pty Limited. Commonwealth Securities Limited is a wholly owned but non-guaranteed subsidiary of the Commonwealth Bank of Australia ABN 48 123 123 124 AFSL 234945 ("CBA"). Information contained in this statement is believed to be accurate at the time the statement is generated. CBA and its subsidiaries do not accept any liability for any errors or omissions contained in this statement, or any responsibility for any action taken in reliance on this statement. This document contains general information only and does not take into account your individual objectives, financial and taxation situations or needs. Before acting on the information, consider the appropriateness of your own objectives, needs, financial and taxation situation and, if necessary, seek appropriate independent financial and taxation advice. CBA is not a registered tax (financial) adviser under the Tax Agent Services Act 2009. If there are any errors in this statement, please contact us.

Address: Commonwealth Securities Limited, Locked Bag 22, Australia Square NSW 1215 | Phone: 13 15 19 | Website: [www.commsec.com.au](http://www.commsec.com.au)

If you are not satisfied with the service or advice you receive from us, you are entitled to complain. We have established procedures to ensure that all enquiries and complaints are properly dealt with. Please refer to our Financial Services Guide for more information. If an issue has not been resolved to your satisfaction, you can lodge a complaint with the Australian Financial Complaints Authority. AFCA provides fair and independent financial services complaint resolution that is free to consumers. Website: [www.afca.org.au](http://www.afca.org.au), Telephone: 1800 931 678 (free call), Email: [info@afca.org.au](mailto:info@afca.org.au), In writing to: Australian Financial Complaints Authority, GPO Box 3, Melbourne VIC 3001.

# Transaction Summary

1 JULY 2020 - 30 JUNE 2021



MR GRAEME ROBERT CANNELL + MRS LYNNE  
ROSEMARY CANNELL <GLENWOOD SUPER  
FUND A/C>

SHARES - 3211613 - HIN

Total Buys and Sells	2020 - 2021 Financial Year
Total Buys (inc. Brokerage + GST)	\$0.00
Total Sells (inc. Brokerage + GST)	\$72,724.88

## MNF - MNF GROUP LTD FPO (ORDINARY FULLY PAID)

Date	Type	Quantity	Unit Price	Trade Value	Brokerage+GST	GST	CNote	Total Value
31-Mar-2021	Sell	-13,760	\$5.2900	-\$72,790.40	\$65.52	\$5.96	116424606	-\$72,724.88
				<b>Sub Total</b>	<b>\$65.52</b>	<b>\$5.96</b>		<b>-\$72,724.88</b>



# Transaction Summary

1 JULY 2020 - 30 JUNE 2021



The transaction summary is only able to display information available to Commonwealth Securities Limited. Certain transactions may not be displayed, including but not limited to transactions made off market such as Initial Public Offerings (IPOs) and Delivery vs Payment Settlements (DvP). Transactions regarding corporate actions or stock transfers are not included and can be found on your statements as issued by the company or the share registry. Transactions for Issuer Sponsored holdings placed outside of this account are not included in this summary. Links to some of the key share registries can be found below:

Computershare (<http://www.computershare.com/au/Pages/default.aspx>)  
Link Market Services (<https://investorcentre.linkmarketservices.com.au/Login.aspx/Login>)  
Boardroom Limited (<https://boardroomlimited.com.au>)  
Security Transfer Registrars (<https://www.securitytransfer.com.au>)  
Advanced Share Registry Services (<http://www.advancedshare.com.au/Home.aspx>)

The total brokerage outlined does not include any rebates you may have received over the financial year. Refer to your transaction statement records for this information.

This report only includes an estimate of dividends paid for holdings held with Commonwealth Securities Limited as at the ex-dividend date. For instance, any dividends paid prior to holdings being transferred to Commonwealth Securities Limited are not included.

This statement is an estimated summary document only and it is not intended to replace any document which contains information that may be required for taxation purposes. You should therefore refer to your CHESS statements, dividend statements, confirmation contract notes and other investment or bank account statements for your records in this regard. This statement may not include information on accounts which have been closed, switched product type, transferred Holder Identification Number (HIN), or switched Participant Identification Number (PID) during the financial year.

This statement is issued by Commonwealth Securities Limited ABN 60 067 254 399 AFSL 238814, a market participant of ASX and Cboe Australia Pty Ltd (formerly Chi-X Australia Pty Limited), a clearing participant of ASX Clear Pty Limited and a settlement participant of ASX Settlement Pty Limited. Commonwealth Securities Limited is a wholly owned but non-guaranteed subsidiary of the Commonwealth Bank of Australia ABN 48 123 123 124 AFSL 234945 ("CBA"). Information contained in this statement is believed to be accurate at the time the statement is generated. CBA and its subsidiaries do not accept any liability for any errors or omissions contained in this statement, or any responsibility for any action taken in reliance on this statement. This document contains general information only and does not take into account your individual objectives, financial and taxation situations or needs. Before acting on the information, consider the appropriateness of your own objectives, needs, financial and taxation situation and, if necessary, seek appropriate independent financial and taxation advice. CBA is not a registered tax (financial) adviser under the Tax Agent Services Act 2009. If there are any errors in this statement, please contact us.

Address: Commonwealth Securities Limited, Locked Bag 22, Australia Square NSW 1215 | Phone: 13 15 19 | Website: [www.commsec.com.au](http://www.commsec.com.au)

If you are not satisfied with the service or advice you receive from us, you are entitled to complain. We have established procedures to ensure that all enquiries and complaints are properly dealt with. Please refer to our Financial Services Guide for more information. If an issue has not been resolved to your satisfaction, you can lodge a complaint with the Australian Financial Complaints Authority. AFCA provides fair and independent financial services complaint resolution that is free to consumers. Website: [www.afca.org.au](http://www.afca.org.au), Telephone: 1800 931 678 (free call), Email: [info@afca.org.au](mailto:info@afca.org.au), In writing to: Australian Financial Complaints Authority, GPO Box 3, Melbourne VIC 3001.

# Interest & Estimated Dividend Summary



1 JULY 2020 - 30 JUNE 2021

SHARES - 3211613 - HIN

MR GRAEME ROBERT CANNELL + MRS LYNNE ROSEMARY CANNELL <GLENWOOD SUPER FUND A/C>

## ESTIMATED DIVIDEND SUMMARY

### HPI - HOTEL PROPERTY STAPLED (FULLY PAID ORDINARY/UNITS STAPLED SECURITIES)

Ex-div date	Payment Date	Type	Dividend per share	Units	Est. Unfranked Amount	Est. Franked Amount	Est. Total Dividend	Est. Franking Credit
30-Dec-2020	05-Mar-2021	Interim	\$0.0960	23,709	\$2,276.06	\$0.00	\$2,276.06	\$0.00
29-Jun-2020	04-Sep-2020	Final	\$0.0970	23,709	\$2,299.77	\$0.00	\$2,299.77	\$0.00
<b>Sub Total</b>					<b>\$4,575.83</b>	<b>\$0.00</b>	<b>\$4,575.83</b>	<b>\$0.00</b>

### MNF - MNF GROUP LTD FPO (ORDINARY FULLY PAID)

Ex-div date	Payment Date	Type	Dividend per share	Units	Est. Unfranked Amount	Est. Franked Amount	Est. Total Dividend	Est. Franking Credit
03-Mar-2021	01-Apr-2021	Interim	\$0.0330	13,760	\$0.00	\$454.08	\$454.08	\$194.61
04-Sep-2020	01-Oct-2020	Final	\$0.0360	13,760	\$0.00	\$495.36	\$495.36	\$212.30
<b>Sub Total</b>					<b>\$0.00</b>	<b>\$949.44</b>	<b>\$949.44</b>	<b>\$406.91</b>
<b>TOTAL</b>					<b>\$4,575.83</b>	<b>\$949.44</b>	<b>\$5,525.27</b>	<b>\$406.91</b>

## ESTIMATED INTEREST RECEIVED

There are no transactions on this account.

**TOTAL**

**\$0.00**

## INTEREST INCOME SUMMARY

Account	Interest
CDIA - 12377045	\$0.00
<b>TOTAL</b>	<b>\$0.00</b>

# Interest & Estimated Dividend Summary



1 JULY 2020 - 30 JUNE 2021

This statement only provides information for CDIA accounts that have been designated as the settlement account for your Commonwealth Securities Limited Share Trading account as at 30 June. Please refer to NetBank for interest income from all other CBA accounts.

The interest shown is net of any non-resident or TFN withholding tax (if applicable). Please refer to Netbank for bank fees paid on your designated CDIA settlement account in the financial year.

(1) This is an estimate prepared by Commonwealth Securities Limited based upon units that you hold in accordance with our records and may not distinguish between cash dividends or dividends reinvested through any particular company's dividend reinvestment plan. Your actual entitlement will be determined by information recorded in the company's share registry at the relevant record dates. Amounts that may have been withheld for failing to provide your tax file number to your share registries are not disclosed on this report.

Dividends are estimated by CommSec based on the total registered Units held on the Record Date of the dividend. The following fields are estimated in accordance with the calculations outlined below:

- (a) Units = Total registered units of security held on the Record Date of the dividend
- (b) Est. Unfranked Amount = Units X Dividend per security X Unfranked %
- (c) Est. Franked Amount = Units X Dividend per security X Franked %
- (d) Est. Franking Credit = (Est. Franked Amount X company tax rate)/(100 - company tax rate)
- (e) Est. Total Dividend = Units x Dividend per security

(2) In order to be eligible to claim the benefit of a franking credit, you must be a 'qualified person'. You will be a qualified person if you satisfy:

One of the specific concessions in the legislation (for example, you are an individual whose total franking credit entitlement for the income year does not exceed \$5,000); and/or  
The 45-day rule

The 45-day rule requires that if you are an Australian tax resident shareholder, you must have held the security 'at risk' for at least 45 consecutive days, not including date of purchase and date of sale. Where the 45 day holding requirement has not been satisfied, the 45-day rule may apply to deny the franking credits attached to the dividend received in respect of the particular security. The 45-day rule is complex. You should obtain your own taxation advice to understand how these provisions apply to you.

Please refer to the statements provided by the Share Registry for tax return purposes. These may include details of any foreign tax credits you may be entitled to and breakdown of any trust distribution you may have received.

For details of the components of your ASX listed trust distributions you will need to refer to the Annual Tax Statement issued by the trust manager.

The total brokerage outlined does not include any rebates you may have received over the financial year. Refer to your transaction statement records for this information.

This report only includes an estimate of dividends paid for holdings held with Commonwealth Securities Limited as at the ex-dividend date. For instance, any dividends paid prior to holdings being transferred to Commonwealth Securities Limited are not included.

This statement is an estimated summary document only and it is not intended to replace any document which contains information that may be required for taxation purposes. You should therefore refer to your CHESS statements, dividend statements, confirmation contract notes and other investment or bank account statements for your records in this regard. This statement may not include information on accounts which have been closed, switched product type, transferred Holder Identification Number (HIN), or switched Participant Identification Number (PID) during the financial year.

This statement is issued by Commonwealth Securities Limited ABN 60 067 254 399 AFSL 238814, a market participant of ASX and Cboe Australia Pty Ltd (formerly Chi-X Australia Pty Limited), a clearing participant of ASX Clear Pty Limited and a settlement participant of ASX Settlement Pty Limited. Commonwealth Securities Limited is a wholly owned but non-guaranteed subsidiary of the Commonwealth Bank of Australia ABN 48 123 123 124 AFSL 234945 ("CBA"). Information contained in this statement is believed to be accurate at the time the statement is generated. CBA and its subsidiaries do not accept any liability for any errors or omissions contained in this statement, or any responsibility for any action taken in reliance on this statement. This document contains general information only and does not take into account your individual objectives, financial and taxation situations or needs. Before acting on the information, consider the appropriateness of your own objectives, needs, financial and taxation situation and, if necessary, seek appropriate independent financial and taxation advice. CBA is not a registered tax (financial) adviser under the Tax Agent Services Act 2009. If there are any errors in this statement, please contact us.

Address: Commonwealth Securities Limited, Locked Bag 22, Australia Square NSW 1215 | Phone: 13 15 19 | Website: [www.commsec.com.au](http://www.commsec.com.au)

If you are not satisfied with the service or advice you receive from us, you are entitled to complain. We have established procedures to ensure that all enquiries and complaints are properly dealt with. Please refer to our Financial Services Guide for more information. If an issue has not been resolved to your satisfaction, you can lodge a complaint with the Australian Financial Complaints Authority. AFCA provides fair and independent financial services complaint resolution that is free to consumers. Website: [www.afca.org.au](http://www.afca.org.au), Telephone: 1800 931 678 (free call), Email: [info@afca.org.au](mailto:info@afca.org.au), In writing to: Australian Financial Complaints Authority, GPO Box 3, Melbourne VIC 3001.

# Interest & Estimated Dividend Summary



1 JULY 2020 - 30 JUNE 2021

## GLOSSARY

Units	The number of registered securities that you own.
Unit Price	The Portfolio Valuation 'Unit Price' is calculated using a 'Reference' Price provided by the ASX which takes into account an adjustment to determine value at Close of Market if the Security does not trade in the Closing Single Price Auction on the Valuation Date.
Brokerage	The fee or charge that is paid by you when transacting a buy or sell.
Holder Identification Number (HIN)	When you are CHESS sponsored with a Broker you will be issued a unique number, called a HIN. Multiple holdings can be registered under the single HIN. A HIN starts with the letter X and usually followed by 10 numbers, e.g. X0001234567.
Dividend	A dividend is a payment made to shareholders from the company. This payment is a portion of the company's profits. ASX listed companies typically pay dividends twice a year, usually as an 'interim' dividend and a 'final dividend'. From time to time, a company may also pay a 'special' dividend.
Ex-dividend date	The ex-dividend date occurs two business days before the company's Record Date. To be entitled to a dividend a shareholder must have purchased the shares before the ex-dividend date. If you purchase shares on or after that date, the previous owner of the shares (and not you) is entitled to the dividend.
Interim dividend	A dividend paid during the year, usually accompanying a company's interim financial statements.
Final dividend	A dividend paid at the end of a company's financial year, representing a return based on the previous twelve months' financial performance and the future outlook.
Special dividend	A dividend paid by the company outside typical recurring (interim and final) dividend cycle.
Record date	The record date is the date the share registries use in determining who is entitled to a dividend or entitlement associated with a security. Those who held the security in the company and were on the register on the record date are eligible for the entitlement.
Payment date	The date on which a declared dividend is scheduled to be paid.
Unfranked dividend	Dividends which do not carry a franking credit.
Franked dividend	Franked dividends are paid to security holders out of profits on which the company has already paid tax.
Franking /Imputation Credit	A franking credit is your share of tax paid by a company on the profits from which your dividend is paid. They are also known as Imputation Credits.
Total subscription	Total subscription can include, but is not limited to market data and research subscription fees and share trade alerts.
Other fees	Other fees can include, but are not limited to: Off market transfer fees, conditional trading fees, rejection fees, early and late settlement fees, fail fees, SRN query, rebooking fees, cheque payment fee or cheque dishonour fees and the printing and posting of contract notes.
Corporate action (CA)	Any action initiated by the company or corporation, for the purpose of giving an entitlement to shareholders.

19 Jul 2021

Graeme Cannell and Lynne Rosemary Cannell ATF Glenwood Superannuation Fund  
13 Glenwood Street  
CHELMER QLD, 4068  
AUSTRALIA

**Frame Futures Fund  
Investment: Unit  
ABN 29 676 502 781**

**Annual Holding Statement and Tax Statement  
Financial Year Ended 30 June 2021**

---

**Investor Name:** Graeme Cannell and Lynne Rosemary Cannell ATF Glenwood Superannuation Fund  
**Account Number:** FFF000123

---

**Transaction Summary**

Date	Transaction Type	Value	Unit Price*	No of Units	Unit Balance
01 Jul 2020	Opening Balance	22,338.66	\$0.7303	30,588.33	30,588.33
30 Jun 2021	Closing Balance	■ 29,169.03	\$0.9536	30,588.33	30,588.33

\*Unit prices are shown at NAV price with a buy/sell spread of 0.0005 for applications and redemptions.

Please be advised that Frame Futures Fund has carried forward tax losses to the 2020-2021 financial year.

Accordingly, there will be nil distribution paid and nil taxable income for the financial year ended 30 June 2021.

Should you have any queries, please contact Primary Securities Ltd via email at [registry@primarysecurities.com.au](mailto:registry@primarysecurities.com.au).

**CANNELL, GRAEME ROBERT & LYNNE ROSEMARY - GLENWOOD SUPER FUND A/C - 167607**

Adviser: Joan Mayne (108)

As at: 30-Jun-2021

## Portfolio Overview

Asset	Cost	Market Value	% Of Holding	Change In Value
Australian Equities	\$125,028.73	\$251,902.52	48.11	\$126,873.79
Global Equities	\$20,000.00	\$18,900.00	3.61	\$-1,100.00
Australian Property	\$194,588.11	\$252,836.54	48.28	\$58,248.43
<b>TOTALS</b>	<b>\$339,616.84</b>	<b>\$523,639.06</b>	<b>100.00</b>	<b>\$184,022.22</b>

### Ledger

Unsettled Trading Activity as at 30-Jun-2021

### Balance

\$0.00

### NET PORTFOLIO VALUE

**\$523,639.06**

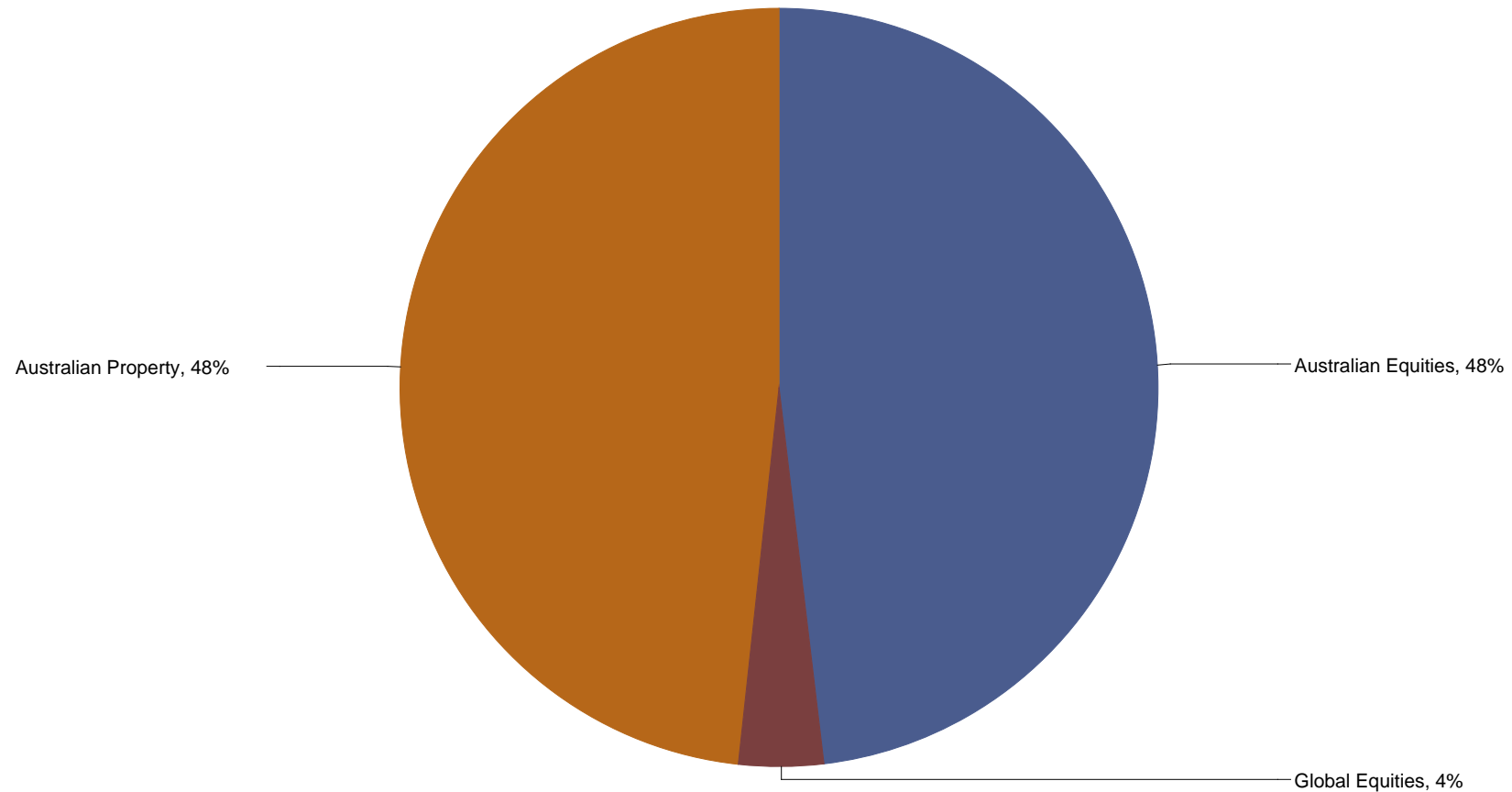
This information is designed for general purposes only and is provided without consideration to any specific client's investment objectives, financial situation or needs. You should speak with your Morgans adviser before making any investment decisions. Those acting upon such information without first consulting one of Morgans' investment advisers do so entirely at their own risk. While the report is based on information from sources which Morgans considers reliable, its accuracy and completeness cannot be guaranteed. This document has been prepared by Morgans Financial Limited in accordance with its Australian Financial Services Licence (AFSL no. 235410). The views expressed herein are solely the views of Morgans Financial Limited.

**CANNELL, GRAEME ROBERT & LYNNE ROSEMARY - GLENWOOD SUPER FUND A/C - 167607**

Adviser: Joan Mayne (108)

As at: 30-Jun-2021

## Asset Class Weighting



This information is designed for general purposes only and is provided without consideration to any specific client's investment objectives, financial situation or needs. You should speak with your Morgans adviser before making any investment decisions. Those acting upon such information without first consulting one of Morgans' investment advisers do so entirely at their own risk. While the report is based on information from sources which Morgans considers reliable, its accuracy and completeness cannot be guaranteed. This document has been prepared by Morgans Financial Limited in accordance with its Australian Financial Services Licence (AFSL no. 235410). The views expressed herein are solely the views of Morgans Financial Limited.

## CANNELL, GRAEME ROBERT &amp; LYNNE ROSEMARY - GLENWOOD SUPER FUND A/C - 167607

As at: 30-Jun-2021

Adviser: Joan Mayne (108)

## Australian Equities

Security Code	Description	Quantity	Average Cost	Cost	Price	Market Value	% Of Holding	Change In Value
ING	INGHAMS GROUP LIMITED	3,174	\$3.1500	\$9,998.10	\$3.9800	\$12,632.52	2.41	\$2,634.42
NAN	NANOSONICS LIMITED	22,000	\$1.3446	\$29,581.86	\$5.8700	\$129,140.00	24.66	\$99,558.14
WAA	WAM ACTIVE LIMITED	100,000	\$0.8545	\$85,448.77	\$1.0950	\$109,500.00	20.91	\$24,051.23
WAAOA	WAM ACTIVE LIMITED	30,000	\$0.0000	\$0.00	\$0.0210	\$630.00	0.12	\$630.00
				<b>\$125,028.73</b>		<b>\$251,902.52</b>	<b>48.11</b>	<b>\$126,873.79</b>
<b>TOTALS – AUSTRALIAN EQUITIES</b>				<b>\$125,028.73</b>		<b>\$251,902.52</b>	<b>48.11</b>	<b>\$126,873.79</b>

This information is designed for general purposes only and is provided without consideration to any specific client's investment objectives, financial situation or needs. You should speak with your Morgans adviser before making any investment decisions. Those acting upon such information without first consulting one of Morgans' investment advisers do so entirely at their own risk. While the report is based on information from sources which Morgans considers reliable, its accuracy and completeness cannot be guaranteed. This document has been prepared by Morgans Financial Limited in accordance with its Australian Financial Services Licence (AFSL no. 235410). The views expressed herein are solely the views of Morgans Financial Limited.



**CANNELL, GRAEME ROBERT & LYNNE ROSEMARY - GLENWOOD SUPER FUND A/C - 167607**

As at: 30-Jun-2021

Adviser: Joan Mayne (108)

## Global Equities

Security Code	Description	Quantity	Average Cost	Cost	Price	Market Value	% Of Holding	Change In Value
PAF	PM CAPITAL ASIAN OPPORTUNITIES FUND LIMITED	20,000	\$1.0000	\$20,000.00	\$0.9450	\$18,900.00	3.61	-\$1,100.00
				<b>\$20,000.00</b>		<b>\$18,900.00</b>	<b>3.61</b>	<b>-\$1,100.00</b>
<b>TOTALS – GLOBAL EQUITIES</b>				<b>\$20,000.00</b>		<b>\$18,900.00</b>	<b>3.61</b>	<b>-\$1,100.00</b>

This information is designed for general purposes only and is provided without consideration to any specific client's investment objectives, financial situation or needs. You should speak with your Morgans adviser before making any investment decisions. Those acting upon such information without first consulting one of Morgans' investment advisers do so entirely at their own risk. While the report is based on information from sources which Morgans considers reliable, its accuracy and completeness cannot be guaranteed. This document has been prepared by Morgans Financial Limited in accordance with its Australian Financial Services Licence (AFSL no. 235410). The views expressed herein are solely the views of Morgans Financial Limited.

CANNELL, GRAEME ROBERT &amp; LYNNE ROSEMARY - GLENWOOD SUPER FUND A/C - 167607

As at: 30-Jun-2021

Adviser: Joan Mayne (108)

## Australian Property

Security Code	Description	Quantity	Average Cost	Cost	Price	Market Value	% Of Holding	Change In Value
COF	CENTURIA OFFICE REIT	30,800	\$2.4677	\$76,004.57	\$2.3400	\$72,072.00	13.76	-\$3,932.57
HPI	HOTEL PROPERTY INVESTMENTS	56,666	\$2.0927	\$118,583.54	\$3.1900	\$180,764.54	34.52	\$62,181.00
				<b>\$194,588.11</b>		<b>\$252,836.54</b>	<b>48.28</b>	<b>\$58,248.43</b>
<b>TOTALS – AUSTRALIAN PROPERTY</b>				<b>\$194,588.11</b>		<b>\$252,836.54</b>	<b>48.28</b>	<b>\$58,248.43</b>

This information is designed for general purposes only and is provided without consideration to any specific client's investment objectives, financial situation or needs. You should speak with your Morgans adviser before making any investment decisions. Those acting upon such information without first consulting one of Morgans' investment advisers do so entirely at their own risk. While the report is based on information from sources which Morgans considers reliable, its accuracy and completeness cannot be guaranteed. This document has been prepared by Morgans Financial Limited in accordance with its Australian Financial Services Licence (AFSL no. 235410). The views expressed herein are solely the views of Morgans Financial Limited.

## CANNELL, GRAEME ROBERT & LYNNE ROSEMARY - GLENWOOD SUPER FUND A/C - 167607

Home: 07 3379 8187 Mobile: 0414 379 818 Adviser: Joan Mayne (108) From 01-Jul-2020 to 30-Jun-2021

Date	Sc	Reference	Description	Value	Balance
16-Apr-2021	RG	11220572	BPAY: AS AT 15/04/2021	\$-38,500.00	\$-38,500.00
16-Apr-2021	PT	7690498	BPay: 301309,83853770 - WAAOA Exercise	\$38,500.00	\$0.00
16-Apr-2021	CL	780309	Contra settlement	\$0.00	\$0.00

This information is designed for general purposes only and is provided without consideration to any specific client's investment objectives, financial situation or needs. You should speak with your Morgans adviser before making any investment decisions. Those acting upon such information without first consulting one of Morgans' investment advisers do so entirely at their own risk. While the report is based on information from sources which Morgans considers reliable, its accuracy and completeness cannot be guaranteed. This document has been prepared by Morgans Financial Limited in accordance with its Australian Financial Services Licence (AFSL no. 235410). The views expressed herein are solely the views of Morgans Financial Limited.

Address - Locked Bag 22 Australia Square NSW 1215  
 Telephone - 13 15 19  
 Email - shares@commsec.com.au  
 Internet - commsec.com.au

**TAX INVOICE**
**TRADE CONFIRMATION**

Trading, Clearing and Settlement of this transaction is undertaken by  
 Commonwealth Securities Limited.

Please retain for taxation purposes

**MR GRAEME ROBERT CANNELL + MRS LYNNE ROSEMARY CANNELL <GLENWOOD  
 SUPER FUND A/C>**

**13 GLENWOOD STREET  
 CHELMER QLD 4068**

**WE HAVE SOLD THE FOLLOWING SECURITIES FOR YOU**

**COMPANY** MNF GROUP LIMITED  
**SECURITY** ORDINARY FULLY PAID

**Ex Dividend**
**MNF**

**DATE:** 31/03/2021  
**AS AT DATE:** 31/03/2021  
**CONFIRMATION NO:** 116424606  
**ORDER NO:** N143292948  
**ACCOUNT NO:** 3211613  
**TOTAL UNITS:** 13,760  
**CONSIDERATION (AUD):** \$72,790.40  
**BROKERAGE & COSTS INCL GST:** \$65.52  
 (may include printed confirmation postal fee)  
**APPLICATION MONEY:** \$0.00  
**NET PROCEEDS:** \$72,724.88  
**TOTAL GST:** \$5.96  
**SETTLEMENT DATE:** 06/04/2021

UNITS AT PRICE	
13,760	5.290000
<b>AVERAGE PRICE:</b>	<b>5.290000</b>

**PAYMENT METHOD - DIRECT CREDIT TO NOMINATED  
 SETTLEMENT A/C ON SETTLEMENT DAY. FUNDS  
 AVAILABLE FOLLOWING DAY.**

**HIN 66265943**
**ORDER COMPLETED**
**CONTRACT COMMENTS:**
**50158852 0414379818**

158

Commonwealth Securities Limited ABN 60 067 254 399, AFSL 238814 (CommSec) is a wholly owned but non-guaranteed subsidiary of the Commonwealth Bank of Australia ABN 48 123 123 124, AFSL 234945 and a market participant of ASX Limited and Cboe Australia Pty Limited, a clearing participant of ASX Clear Pty Limited and a settlement participant of ASX Settlement Pty Limited.

This Trade Confirmation issued is subject to:

- CommSec's Trading Terms and Conditions
- Directions, decisions and requirements of ASX Limited ("ASX") and Cboe Australia Limited (Cboe) including ASIC Market Integrity Rules (Securities Markets) 2017, ASX Operating Rules, ASX Settlement Operating Rules, ASX Clear Operating Rules and Cboe Operating Rules;
- the customs and usages of ASX Limited and Cboe Australia Limited; and
- the correction of any errors and/or omissions.

Credits from the sale of securities will not be available until the settlement date and any required documents and/or the details of an Issuer Sponsored Holding (if relevant) have been provided to, and verified by CommSec. Subject to CommSec's Trading Terms and Conditions, the proceeds of your sale will be paid to you in accordance with your standing instructions on the settlement date, unless otherwise agreed.

If this market transaction was executed on a 'Conditional Trading' basis, and the conditions for the conditional market have not been fulfilled, ASX Limited may cancel this contract without any liability.

Your order may have been executed by way of multiple market transactions across multiple execution venues in accordance with our Best Execution Statement. This Trade Confirmation will provide details of up to 12 individual market transactions and/or the volume weighted average price for the relevant market transactions.

CommSec may, at any time, modify the pro forma template on which this Trade Confirmation was originally issued including, without limitation, information stated in the header, sub-headers, footer or disclaimer. This means that any later re-issue or re-provision of this Trade Confirmation may not be an exact replica of the original however all trade related information will remain unchanged.

If you require further information in relation to the trades contained within this Trade Confirmation please contact CommSec's Customer Contact Centre on 13 15 19.

If you request a Trade Confirmation Contract Note to be sent to you by post, a \$1.95 fee will be charged in addition to brokerage.

Citigroup Pty Limited  
ABN 88 004 325 080  
AFSL No. 238098

GPO Box 3483  
Sydney NSW 2001

CitiPhone Banking  
13 24 84

Citibank Centre  
2 Park Street  
Sydney NSW 2000  
Australia

Overseas Calls  
612 8225 0615

www.citibank.com.au



037/5198/

GRAEME ROBERT & LYNNE ROSEMARY  
CANNELL ATF GLENWOOD SUPER FUND  
13 GLENWOOD STREET  
CHELMER QLD 4068

For enquiries or banking needs, please call our 24-Hour  
Citiphone Banking on 132484.

Your Relationship Manager is  
RETAIL BANK DIRECT ONLINE  
Tel No: 13 24 84

no movement of FY2021

## SUMMARY OF YOUR BANKING RELATIONSHIP

AUD Equivalent Balance - 31 Aug	
Assets	
Savings & Investments	57.56
<b>TOTAL</b>	<b>57.66</b>

### Savings & Investments

Product Type	Account No.	Currency	Balance
MONEY MARKET AT CALL	9030990897	AUD	57.56
<b>Savings &amp; Investments Total</b>		<b>AUD Equivalent</b>	<b>57.56</b>

## DETAILS OF YOUR BANKING RELATIONSHIP

### Your Savings & Investments Details

#### MONEY MARKET AT CALL 9030990897 MMAC AUD

Date	Description	Reference	Withdrawals	Deposits	Balance
31 Jul 2021	Opening Balance				57.56
31 Aug 2021	Closing Balance				57.56
<b>TOTAL</b>			<b>0.00</b>	<b>0.00</b>	

Accumulated Interest Credited to the account since 1 July this financial year: \$0.00

Tax withheld from the account since 1 July this financial year: \$0.00

Total Interest Credited to the account from 1 July to 30 June last financial year: \$0.00

Tax withheld from the account from 1 July to 30 June last financial year: \$0.00

# Business Optimiser statement



004068

Doctor G Cannell  
GRAEME CANNELL AND LYNNE CANNELL ATF  
GLENWOOD SUPERANNUATION FUND  
13 GLENWOOD ST  
CHELMER QLD 4068

057

BSB number: 923 100

Business Optimiser number: 60543730

Statement number: 35

Statement from: 01/07/2021 to 30/09/2021

## Need to update your details?

You can update your address, phone  
number or email easily by giving us  
a call on 133 464 or log in at [ing.com.au](http://ing.com.au)



### Balance

Opening balance	Total money in	Total money out	Closing balance
\$517.06	\$0.00	\$0.00	\$517.18

### Transactions

Date	Details	Money out \$	Money in \$	Balance \$
31/07/2021	Interest Credit - Receipt 954371		0.04	517.10
31/08/2021	Interest Credit - Receipt 927129		0.04	517.14
30/09/2021	Interest Credit - Receipt 954571		0.04	517.18

30 June 2021 = \$517.06 ✓

Standard Variable rate for the end of statement period: 0.10% p.a.

Total Interest Financial Year to Date: \$0.12

Total Interest for this statement: \$0.12

Tax File Number/ABN/Exemption Provided: Yes

Please check all transactions carefully. If you believe there is an error or unauthorised transaction, or if you have any queries, please call us as soon as possible on 133 464.



GRAEME CANNELL AND LYNNE

CANNELL ATF GLENWOOD

SUPERANNUATION FUND [Edit](#)

BSB 923100 ACC 60543730

Inactive

**\$0.00**

Available

Current balance: **\$517.01**

 If you'd like to transact on this account, please call us on 133 464.

Less account information [^](#)

#### Account information

Product: Business Optimiser  
Business type: Diy Individual(S) As Trustee  
Business entity name: GRAEME CANNELL AND LYNNE CANNELL ATF GLENWOOD SUPERANNUATION FUND  
Date opened: 26/02/2013

Authorised user(s)

[Edit](#)

#### Authorised user(s)

[Edit](#)

Preferred contact: Doctor Graeme Cannell  
Phone number: 0414379818  
Authorised users: Doctor Graeme Cannell  
Ms Lynne Cannell

#### Business address

Registered address: 13 Glenwood St, CHELMER, QLD 4068, Australia  
Postal address: 13 Glenwood St, CHELMER, QLD 4068, Australia

To update your contact information, please [download this form](#) (PDF, 278 KB).

#### Tax File Number (TFN) information

TFN Status: Adult Resident  
Australian Business Number (ABN): 44605504479

#### Withholding tax charged

Non Resident (year to date): \$0.00  
Resident (year to date): \$0.00

#### Linked account

[Edit](#)

Linked to account: Glenwood Super Fund BSB: 064111 ACC: 10131569

Linked account

[Edit](#)

Linked to account: Glenwood Super Fund BSB: 064111 ACC: 10131569

Current interest rate	Interest accrued this month	Total interest earned this financial year to date	Interest for financial year ending 30/06/2020
0.10% p.a. ⓘ	\$0.03	\$0.74	\$3.55

## Transaction history

Search by keyword  [Clear](#) [Search](#)  
[More options](#) ▾

50 of 85 results

[Print](#)

[Export](#) ▾

Date ▾	Description	Money in	Money out	Balance
31 May 2021	Interest Credit	\$0.04		\$517.01
30 Apr 2021	Interest Credit	\$0.04		\$516.97

30 Apr 2021	Interest Credit	\$0.04		\$516.97
31 Mar 2021	Interest Credit	\$0.04		\$516.93
28 Feb 2021	Interest Credit	\$0.04		\$516.89
31 Jan 2021	Interest Credit	\$0.04		\$516.85
31 Dec 2020	Interest Credit	\$0.04		\$516.81
30 Nov 2020	Interest Credit	\$0.06		\$516.77
31 Oct 2020	Interest Credit	\$0.11		\$516.71
30 Sep 2020	Interest Credit	\$0.11		\$516.60
31 Aug 2020	Interest Credit	\$0.11		\$516.49
31 Jul 2020	Interest Credit	\$0.11		\$516.38
30 Jun 2020	Interest Credit	\$0.11		\$516.27
31 May 2020	Interest Credit	\$0.11		\$516.16
30 Apr 2020	Interest Credit	\$0.11		\$516.05



30 Apr 2020	Interest Credit	\$0.11	\$516.05
31 Mar 2020	Interest Credit	\$0.25	\$515.94
29 Feb 2020	Interest Credit	\$0.31	\$515.69
31 Jan 2020	Interest Credit	\$0.33	\$515.38
31 Dec 2019	Interest Credit	\$0.33	\$515.05
30 Nov 2019	Interest Credit	\$0.32	\$514.72
31 Oct 2019	Interest Credit	\$0.36	\$514.40
30 Sep 2019	Interest Credit	\$0.42	\$514.04
31 Aug 2019	Interest Credit	\$0.44	\$513.62
31 Jul 2019	Interest Credit	\$0.46	\$513.18
30 Jun 2019	Interest Credit	\$0.58	\$512.72
31 May 2019	Interest Credit	\$0.65	\$512.14
30 Apr 2019	Interest Credit	\$0.63	\$511.49



## Term Deposit (Closed)

06 4111 5010 8531

Show

Recent transactions

or jump to



Feb 21

Mar 21

Apr 21

May 21

Jun 21



Search by keyword



Advanced search

Date	Transaction details	Debit	Credit	Total
01 Oct 2020	Closed Account Branch GRACEVILLE	- \$180,171.54		\$0.00
26 Sep 2020	Credit Interest		+ \$1,906.70	+ \$180,171.54
26 Jan 2020	Credit Interest		+ \$1,261.33	+ \$178,264.84
26 Aug 2019	Transfer Out Branch Graceville	- \$190,000.00		+ \$177,003.51
26 Aug 2019	Credit Interest		+ \$3,730.76	+ \$367,003.51



There are no more transactions to display.



**GRAEME CANNELL AND LYNNE  
CANNELL ATF GLENWOOD  
SUPERANNUATION FUND** [Edit](#)

BSB 923100 ACC 60543730

**\$0.00**

Available

Current balance: **\$0.00**

[More account information](#)

---

Current interest rate	Interest accrued this month	Total interest earned this financial year to date	Interest for financial year ending 30/06/2021
0.00% p.a.	\$0.03	\$0.40	\$0.78

---

Closed 23 May 22 – by phone to Ing, funds transferred

Receipt No: 842325

# Transaction history

Search by keyword

Clear

Search


More options 

25 of 87 results

 Print

Export



Date 	Description	Money in	Money out	Balance
22 May 2022	transfer funds to lose account - Receipt 809176		-\$517.46	\$0.00
30 Apr 2022	Interest Credit	\$0.04		\$517.46
31 Mar 2022	Interest Credit	\$0.04		\$517.42
28 Feb 2022	Interest Credit	\$0.04		\$517.38
31 Jan 2022	Interest Credit	\$0.04		\$517.34
31 Dec 2021	Interest Credit	\$0.04		\$517.30
30 Nov 2021	Interest Credit	\$0.04		\$517.26
31 Oct 2021	Interest Credit	\$0.04		\$517.22
30 Sep 2021	Interest Credit	\$0.04		\$517.18
31 Aug 2021	Interest Credit	\$0.04		\$517.14
31 Jul 2021	Interest Credit	\$0.04		\$517.10
30 Jun 2021	Interest Credit	\$0.04		\$517.06



GLENWOOD SUPERANNUATION FUND  
PO BOX 730  
SPRINGWOOD QLD 4127

**Statement period** 01 Jul 20 to 18 Aug 20  
**Tax file number** 876 714 426  
**Date of issue** 21 August 2020  
**Statement number** 9  
**Our reference** 7117770735190  
**Internet: [www.ato.gov.au](http://www.ato.gov.au) Account enquiries: 13 28 66**

**Income Tax Account**  
**Statement of Account**

<b>Total account balance as at 18 August 2020</b>	<b>\$0.00</b>
---	---------------

Your refund of **\$3,201.33**, ATO007000012989596 has been forwarded to your nominated financial institution.

<b>Transaction list</b> - This statement shows transactions for the period <b>01 July 2020 to 18 August 2020</b> (inclusive).					
<b>Process date</b>	<b>Effective date</b>	<b>Description of transaction</b>	<b>Debit \$</b>	<b>Credit \$</b>	<b>Balance \$</b>
06 Nov 18		<b>OPENING BALANCE</b>			0.00
18 Aug 20	18 Aug 20	Tax return Self Man Superfund - Income Tax for the period from 01 Jul 18 to 30 Jun 19		3,201.33	3,201.33 CR
18 Aug 20	21 Aug 20	EFT refund for Income Tax for the period from 01 Jul 18 to 30 Jun 19	3,201.33		0.00
18 Aug 20		<b>CLOSING BALANCE</b>			<b>0.00</b>

Melinda Smith  
Deputy Commissioner of Taxation

**Please see over for important information about your statement**

## IMPORTANT INFORMATION ABOUT YOUR STATEMENT

### Statement transactions

This statement only lists those transactions that we processed on your account for the period shown. Any transactions processed earlier that are due and payable within this period are included in the opening balance. This statement may not cover all your dealings with us. For example, you may have amounts outstanding in relation to other accounts or current legal, release or dispute actions. You can find out the current balance of your account and details of other accounts by calling us on the numbers listed below.

### Explanation of terms

**The process date** is the date that we processed a particular transaction.

**The effective date** is the date we use for the calculation of general interest charge and other penalties or interest. It is also the due date of any liabilities.

### General interest charge (GIC)

Where any amount is not paid by the due date, GIC accrues on the outstanding balance until the entire amount has been paid. Interest is calculated on a daily compounding basis. GIC is currently imposed at a rate of 7.10% per annum (reviewed every three months). The GIC is tax deductible in the year that it is incurred.

**GIC remission** – You can request remission of GIC. We may remit the GIC if satisfied that the delay was due to circumstances beyond your control and you took reasonable steps to lessen the effects of those circumstances. We may also remit GIC in other circumstances where this would be fair and reasonable.

### What you need if you phone us

We need to know we are talking to the right person before we can discuss your tax affairs. We will ask for details only you or someone you have authorised would know. An authorised person is someone who you have previously told us can act on your behalf. If you can, please have your tax file number or Australian business number with you.

### How to contact us

Individuals - phone us on **13 28 61** (8.00am - 6.00pm Monday to Friday).

Businesses - phone us on **13 28 66** (8.00am - 6.00pm Monday to Friday).

If you do not speak English and need help from us phone the Translating and Interpreting Service on **13 14 50**.

If you have a hearing or speech impairment phone the National Relay Service on **13 36 77**.



## IPO Now Closed.

Thank you and congratulations to our new shareholders.

HAL | ASX



Dear Graeme,

From the team at HALO Technologies Holdings Limited, we would like to say thank you and congratulations on becoming a shareholder.

The initial public offering (IPO) is now closed.

The allocation of shares has now been completed and Boardoom Pty Limited have dispatched your holding statements which you will receive by mail.

Please see below for additional information regarding your holdings and commencement of trading on the ASX.

---

## How many shares will **AAIG** shareholders receive?

**AAIG** shareholders will receive 1 share in HALO Technologies Holdings Limited for every 16.1915 **AAIG** shares that they own.

---

## When will your shares be allocated?

The shares that were given to you through the in-specie distribution have been allocated today through our share registry, Boardroom Pty Limited.

The shares have been issued to you on a **Securityholder Reference Number (SRN)** and you will receive an **Issuer Sponsored Holding Statement**.

If you would like your holdings to be converted onto a HIN, please contact your broker.

---

## When will the company list?

The Australian Securities Exchange (ASX) will provide the official listing date shortly and we will notify you immediately by email once we have received confirmation.



# Ausena Accountants

A.B.N. 40 453 582 778

Unit 2/43 Vanessa Blvd  
P O Box 730  
SPRINGWOOD QLD 4127

Terms: Net 14 days  
Invoice #: 00008800  
Date: 18/08/2020  
Page Page 1 of 1

Glenwood Superannuation Fund  
13 Glenwood Street  
CHELMER QLD 4068

## Tax Invoice

Item No.	Description	Total inc (GST)	TAX CODE
13	Preparation of Financial Statements, preparation for Audit, preparation and lodgement of super fund income tax return for the year ended 30 June 2019.	\$5,145.00	GST
15	Checking assessment. 2019 Auditors Fee	\$600.00	GST

SALE AMT.	\$5,222.73
GST	\$522.27
TOTAL (Inc PAID TO DATE	\$5,745.00 \$0.00
<b>BALANCE DUE</b>	<b>\$5,745.00</b>

## How to pay

Direct  
Bank  
Deposit

### Bank Details

Westpac Bank  
Account Name:  
AUSENA ACCOUNTING PTY LTD  
BSB: 034 076  
Account No: 555 139  
Please use your surname as the  
transaction reference

In Person

At Unit 2/43 Vanessa Blvd,  
SPRINGWOOD  
We accept cash, cheque or EFTPOS.

By Mail

Detach this section and mail your cheque to...

**AUSENA ACCOUNTANTS**

PO Box 730, SPRINGWOOD QLD 4217

Invoice #: **0008800**

Amount Due: **\$5,745.00**



23 Dennis Road  
Springwood Qld 4127

PO Box 2551  
Logan City DC Qld 4114

**Small Business Taxation & Accounting Services**  
**Registered Company and Self Managed Super Fund Auditor**

**Phone : 3808 2807**

## **TAX INVOICE**

01 July 2022

Glenwood Superannuation Fund  
13 Glenwood Street  
CHELMER QLD 4068

## **STATEMENT OF FEES**

**Invoice No. 2771**

### **Glenwood Superannuation Fund – 2020 SMSF AUDIT**

Receive primary documentation for the fund for the 2020 financial year.

Based on information received conduct audit of accounts for the period  
01 July 2019 to 30 June 2020.

Prepare Audit Report to the Trustees of the Super Fund for the 2020 financial  
year.

Compile working papers and scan to file in accordance with audit standards.

**TOTAL INVOICE INCLUDING GST**

**\$ 625.00**

Payment may be made via internet/cash/cheque or money order

[New Bank Details for EFT Payments](#)

SPRINGWOOD ACCOUNTANTS PTY LTD

Westpac Bank - BSB 034 076 A/C No. 402634

\* PLEASE QUOTE INVOICE NUMBER OR SURNAME AS REFERENCE \*

Springwood Accountants Pty Ltd ABN 26 141 423 814

Liability limited by a scheme approved under Professional Standards legislation

E : carol@springwoodaccountants.com.au

www.springwoodaccountants.com.au

Financial statements and reports for the year ended  
30 June 2020

**GLENWOOD SUPERANNUATION FUND**

# Operating Statement

For the year ended 30 June 2020

	Note	2020 \$	2019 \$
<b>Income</b>			
<b>Investment Income</b>			
Trust Distributions	12	22,157.40	22,215.11
Dividends Received	11	5,326.87	7,320.08
Interest Received		6,255.95	17,224.63
<b>Other Income</b>			
Interest Received ATO General Interest Charge		0.00	96.40
Other Settlement Income		0.00	1,436.13
<b>Total Income</b>		<u>33,740.22</u>	<u>48,292.35</u>
<b>Expenses</b>			
Accountancy Fees		10,290.00	10,290.00
ATO Supervisory Levy		259.00	518.00
Auditor's Remuneration		1,200.00	1,200.00
Investment Expenses		0.00	25.00
		<u>11,749.00</u>	<u>12,033.00</u>
<b>Member Payments</b>			
Pensions Paid		190,390.00	287,194.00
<b>Investment Losses</b>			
Changes in Market Values	13	269,442.20	2,132.16
<b>Total Expenses</b>		<u>471,581.20</u>	<u>301,359.16</u>
<b>Benefits accrued as a result of operations before income tax</b>		<u>(437,840.98)</u>	<u>(253,066.81)</u>
Income Tax Expense	14	(2,540.09)	(3,460.33)
<b>Benefits accrued as a result of operations</b>		<u>(435,300.89)</u>	<u>(249,606.48)</u>

Refer to compilation report

**GLENWOOD SUPERANNUATION FUND**  
**Statement of Financial Position**

As at 30 June 2020



	Note	2020 \$	2019 \$
<b>Assets</b>			
<b>Investments</b>			
Managed Investments (Australian)	2	13,600.00	18,900.00
Shares in Listed Companies (Australian)	3	1,113,910.17	1,213,135.95
Shares in Unlisted Private Companies (Australian)	4	187,000.00	187,000.00
Units in Listed Unit Trusts (Australian)	5	295,303.50	362,730.00
Units in Unlisted Unit Trusts (Australian)	6	28,251.38	23,445.95
<b>Total Investments</b>		<u>1,638,065.05</u>	<u>1,805,211.90</u>
<b>Other Assets</b>			
CBA Online Savings 1542		7.97	7.97
CBA Super Trans Sav 1569		4,409.70	1,992.54
Citigroup Pty Ltd 0897		57.56	57.56
Comm Bank CDIA 7045		59.90	1,850.97
ING 3730		516.27	512.72
CBA Aspec Account 3145		0.12	6.10
CBA 1203		0.72	33.72
Distributions Receivable		9,166.97	9,460.14
CBATD2		0.00	74,234.71
CBATD		178,264.84	363,272.75
Income Tax Refundable		5,250.85	2,710.76
<b>Total Other Assets</b>		<u>197,734.90</u>	<u>454,139.94</u>
<b>Total Assets</b>		<u>1,835,799.95</u>	<u>2,259,351.84</u>
Less:			
<b>Liabilities</b>			
Sundry Creditors		11,749.00	0.00
<b>Total Liabilities</b>		<u>11,749.00</u>	<u>0.00</u>
<b>Net assets available to pay benefits</b>		<u>1,824,050.95</u>	<u>2,259,351.84</u>
Represented by:			
<b>Liability for accrued benefits allocated to members' accounts</b>	8, 9		
Cannell, Graeme - Pension (Account Based Pension)		705,655.74	874,067.48
Cannell, Graeme - Pension (Account Based Pension 2)		240,895.25	298,365.92
Cannell, Lynne - Pension (Account Based Pension)		636,629.20	788,552.52
Cannell, Lynne - Pension (Account Based Pension 2)		240,870.76	298,365.92

Refer to compilation report

GLENWOOD SUPERANNUATION FUND  
**Statement of Financial Position**



As at 30 June 2020

	Note	2020	2019
		\$	\$
<b>Total Liability for accrued benefits allocated to members' accounts</b>		<u>1,824,050.95</u>	<u>2,259,351.84</u>

*Refer to compilation report*

# GLENWOOD SUPERANNUATION FUND

## Members Statement



Graeme Cannell  
 13 Glenwood Street  
 Chelmer, Queensland, 4068, Australia

### Your Details

Date of Birth : 26/04/1949  
 Age: 71  
 Tax File Number: 481155044  
 Date Joined Fund: 13/02/2008  
 Service Period Start Date: 05/11/1979  
 Date Left Fund:  
 Member Code: CANGRA00002P  
 Account Start Date: 13/02/2008  
 Account Phase: Retirement Phase  
 Account Description: Account Based Pension

Nominated Beneficiaries Lynne Cannell  
 Vested Benefits 705,655.74  
 Total Death Benefit 705,655.74

### Your Balance

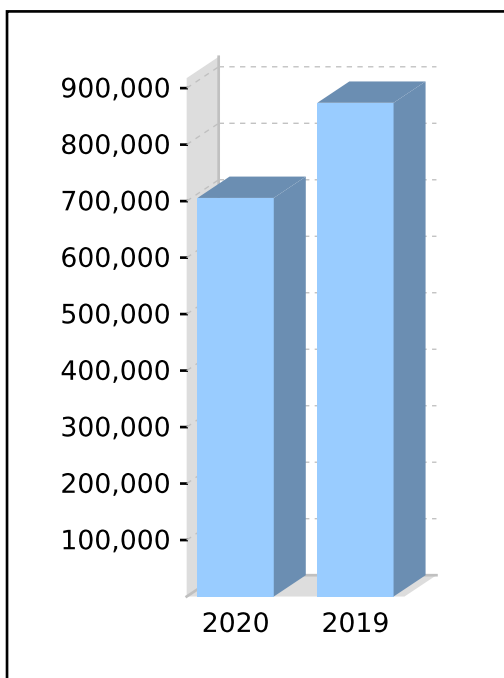
Total Benefits 705,655.74

#### Preservation Components

Preserved  
 Unrestricted Non Preserved 705,655.74  
 Restricted Non Preserved

#### Tax Components

Tax Free (89.71%) 633,077.78  
 Taxable 72,577.96



### Your Detailed Account Summary

	This Year
Opening balance at 01/07/2019	874,067.48
<u>Increases to Member account during the period</u>	
Employer Contributions	
Personal Contributions (Concessional)	
Personal Contributions (Non Concessional)	
Government Co-Contributions	
Other Contributions	
Proceeds of Insurance Policies	
Transfers In	
Net Earnings	(94,756.02)
Internal Transfer In	
<u>Decreases to Member account during the period</u>	
Pensions Paid	73,655.72
Contributions Tax	
Income Tax	
No TFN Excess Contributions Tax	
Excess Contributions Tax	
Refund Excess Contributions	
Division 293 Tax	
Insurance Policy Premiums Paid	
Management Fees	
Member Expenses	
Benefits Paid/Transfers Out	
Superannuation Surcharge Tax	
Internal Transfer Out	
Closing balance at 30/06/2020	705,655.74

# GLENWOOD SUPERANNUATION FUND

## Members Statement



Graeme Cannell  
 13 Glenwood Street  
 Chelmer, Queensland, 4068, Australia

### Your Details

Date of Birth : 26/04/1949  
 Age: 71  
 Tax File Number: 481155044  
 Date Joined Fund: 13/02/2008  
 Service Period Start Date: 05/11/1979  
 Date Left Fund:  
 Member Code: CANGRA00003P  
 Account Start Date: 01/07/2016  
 Account Phase: Retirement Phase  
 Account Description: Account Based Pension 2

Nominated Beneficiaries Lynne Cannell  
 Vested Benefits 240,895.25  
 Total Death Benefit 240,895.25

### Your Balance

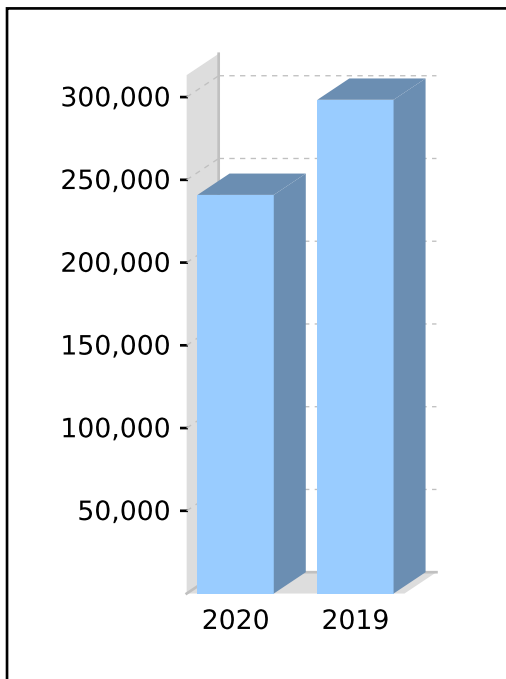
Total Benefits 240,895.25

#### Preservation Components

Preserved  
 Unrestricted Non Preserved 240,895.25  
 Restricted Non Preserved

#### Tax Components

Tax Free (100.00%) 240,895.25  
 Taxable



### Your Detailed Account Summary

	This Year
Opening balance at 01/07/2019	298,365.92
<u>Increases to Member account during the period</u>	
Employer Contributions	
Personal Contributions (Concessional)	
Personal Contributions (Non Concessional)	
Government Co-Contributions	
Other Contributions	
Proceeds of Insurance Policies	
Transfers In	
Net Earnings	(32,328.24)
Internal Transfer In	
<u>Decreases to Member account during the period</u>	
Pensions Paid	25,142.43
Contributions Tax	
Income Tax	
No TFN Excess Contributions Tax	
Excess Contributions Tax	
Refund Excess Contributions	
Division 293 Tax	
Insurance Policy Premiums Paid	
Management Fees	
Member Expenses	
Benefits Paid/Transfers Out	
Superannuation Surcharge Tax	
Internal Transfer Out	
Closing balance at 30/06/2020	240,895.25



# GLENWOOD SUPERANNUATION FUND

## Members Statement



Lynne Cannell  
 13 Glenwood Street  
 Chelmer, Queensland, 4068, Australia

### Your Details

Date of Birth : 01/02/1949  
 Age: 71  
 Tax File Number: 475370248  
 Date Joined Fund: 13/02/2008  
 Service Period Start Date: 10/02/1975  
 Date Left Fund:  
 Member Code: CANLYN00003P  
 Account Start Date: 13/02/2008  
 Account Phase: Retirement Phase  
 Account Description: Account Based Pension

Nominated Beneficiaries Graeme Cannell  
 Vested Benefits 636,629.20  
 Total Death Benefit 636,629.20

### Your Balance

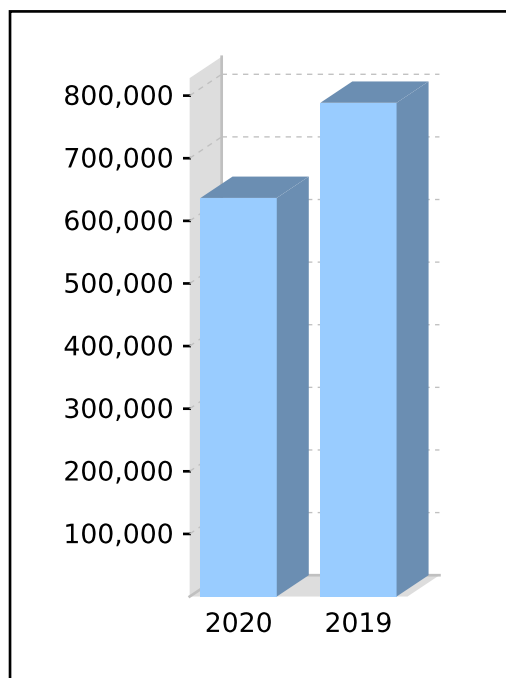
Total Benefits 636,629.20

#### Preservation Components

Preserved  
 Unrestricted Non Preserved 636,629.20  
 Restricted Non Preserved

#### Tax Components

Tax Free (78.41%) 499,221.24  
 Taxable 137,407.96



### Your Detailed Account Summary

	This Year
Opening balance at 01/07/2019	788,552.52
<u>Increases to Member account during the period</u>	
Employer Contributions	
Personal Contributions (Concessional)	
Personal Contributions (Non Concessional)	
Government Co-Contributions	
Other Contributions	
Proceeds of Insurance Policies	
Transfers In	
Net Earnings	(85,473.90)
Internal Transfer In	
<u>Decreases to Member account during the period</u>	
Pensions Paid	66,449.42
Contributions Tax	
Income Tax	
No TFN Excess Contributions Tax	
Excess Contributions Tax	
Refund Excess Contributions	
Division 293 Tax	
Insurance Policy Premiums Paid	
Management Fees	
Member Expenses	
Benefits Paid/Transfers Out	
Superannuation Surcharge Tax	
Internal Transfer Out	
Closing balance at 30/06/2020	636,629.20

# GLENWOOD SUPERANNUATION FUND

## Members Statement



Lynne Cannell  
 13 Glenwood Street  
 Chelmer, Queensland, 4068, Australia

### Your Details

Date of Birth : 01/02/1949  
 Age: 71  
 Tax File Number: 475370248  
 Date Joined Fund: 13/02/2008  
 Service Period Start Date: 10/02/1975  
 Date Left Fund:  
 Member Code: CANLYN00004P  
 Account Start Date: 01/07/2016  
 Account Phase: Retirement Phase  
 Account Description: Account Based Pension 2

Nominated Beneficiaries Graeme Cannell  
 Vested Benefits 240,870.76  
 Total Death Benefit 240,870.76

### Your Balance

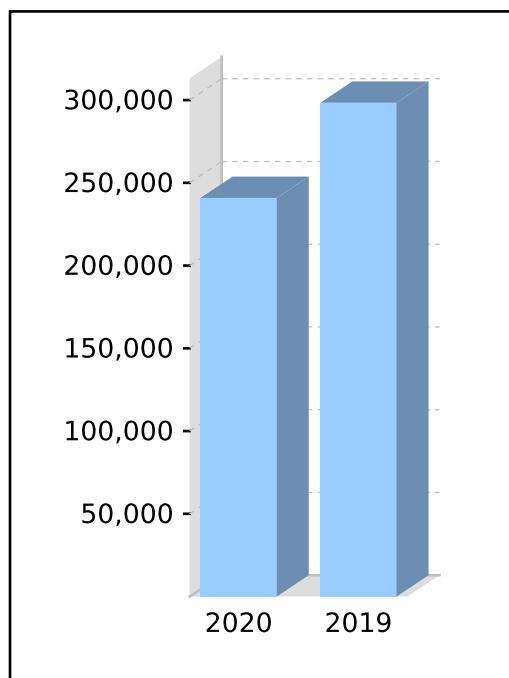
Total Benefits 240,870.76

#### Preservation Components

Preserved  
 Unrestricted Non Preserved 240,870.76  
 Restricted Non Preserved

#### Tax Components

Tax Free (100.00%) 240,870.76  
 Taxable



### Your Detailed Account Summary

	This Year
Opening balance at 01/07/2019	298,365.92
<u>Increases to Member account during the period</u>	
Employer Contributions	
Personal Contributions (Concessional)	
Personal Contributions (Non Concessional)	
Government Co-Contributions	
Other Contributions	
Proceeds of Insurance Policies	
Transfers In	
Net Earnings	(32,352.73)
Internal Transfer In	
<u>Decreases to Member account during the period</u>	
Pensions Paid	25,142.43
Contributions Tax	
Income Tax	
No TFN Excess Contributions Tax	
Excess Contributions Tax	
Refund Excess Contributions	
Division 293 Tax	
Insurance Policy Premiums Paid	
Management Fees	
Member Expenses	
Benefits Paid/Transfers Out	
Superannuation Surcharge Tax	
Internal Transfer Out	
Closing balance at 30/06/2020	240,870.76

# Notes to the Financial Statements

For the year ended 30 June 2020



## Note 1: Summary of Significant Accounting Policies

The trustees have prepared the financial statements on the basis that the superannuation fund is a non-reporting entity because there are no users dependent on general purpose financial statements. The financial statements are therefore special purpose financial statements that have been prepared in order to meet the requirements of the Superannuation Industry (Supervision) Act 1993 and associated Regulations, the trust deed of the fund and the needs of members.

The financial statements have been prepared on a cash basis and are based on historical costs, except for investments which have been measured at market value.

The following significant accounting policies, which are consistent with the policies applied in the previous period unless otherwise stated, have been adopted in the preparation of the financial statements.

The financial statements were authorised for issue by the Trustee(s).

### a. Measurement of Investments

The fund initially recognises:

- (i) an investment when it controls the future economic benefits expected to flow from the asset. For financial assets, the trade date is considered to be the date on which control of the future economic benefits attributable to the asset passes to the fund; and
- (ii) a financial liability on the date it becomes a party to the contractual provisions of the instrument.

Investments of the fund have been measured at market value, which refers to the amount that a willing buyer could reasonably be expected to pay to acquire the asset from a willing seller if the following assumptions were made:

- that the buyer and the seller deal with each other at arm's length in relation to the sale;
- that the sale occurred after proper marketing of the asset; and
- that the buyer and the seller acted knowledgeably and prudentially in relation to the sale.

Market value has been determined as follows:

- (i) shares and other securities listed on the Australian Securities Exchange by reference to the relevant market quotations at the end of the reporting period;
- (ii) units in managed funds by reference to the unit redemption price at the end of the reporting period;
- (iii) fixed-interest securities by reference to the redemption price at the end of the reporting period;
- (iv) unlisted investments are stated at trustees' assessment based on estimated market value at balance date or where necessary, an external valuer's opinion; and
- (v) investment properties at the trustees' assessment of the market value or where necessary a qualified independent valuer's opinion at the end of reporting period.

Financial liabilities, such as trade creditors and other payables, are measured at the gross value of the outstanding balance at the end of the reporting period. The trustees have determined that the gross values of the fund's financial liabilities is equivalent to their market values. Any remeasurement changes in the gross values of non-current financial liabilities (including liabilities for members' accrued benefits) are recognised in the operating statement in the periods in which they occur.

### b. Cash and Cash Equivalents

Cash and cash equivalents include cash on hand and at call, deposits with banks and short-term, highly liquid investments that are readily convertible to cash and subject to an insignificant risk of change in value.

### c. Revenue

Revenue is recognised at the fair value of the consideration received or receivable.

#### Interest revenue

## Notes to the Financial Statements

For the year ended 30 June 2020



Interest revenue is recognised in respect of fixed-interest securities, and cash and cash equivalent balances. Interest revenue is recognised upon receipt.

**Dividend revenue**

Dividend revenue is recognised when the dividend has been paid or, in the case of dividend reinvestment schemes, when the dividend is credited to the benefit of the fund.

**Rental revenue**

Rental revenue arising from operating leases on investment properties is recognised upon receipt.

**Distribution revenue**

Distributions from unit trusts and managed funds are recognised as at the date the unit value is quoted ex-distribution and if not received at the end of the reporting period, are reflected in the statement of financial position as a receivable at market value.

**Remeasurement changes in market values**

Remeasurement changes in the market values of assets are recognised as income and determined as the difference between the market value at year-end or consideration received (if sold during the year) and the market value as at the prior year-end or cost (if acquired during the period).

**d. Liability for Accrued Benefits**

The liability for accrued benefits represents the fund's present obligation to pay benefits to members and beneficiaries, and has been calculated as the difference between the carrying amount of the assets and the carrying amount of the other payables and income tax liabilities as at the end of the reporting period.

**e. Critical Accounting Estimates and Judgements**

The preparation of financial statements requires the trustees to make judgements, estimates and assumptions that affect the application of accounting policies and the reported amounts of assets and liabilities, income and expenses. Actual results may differ from these estimates.

Estimates and underlying assumptions are reviewed on an ongoing basis. Revisions to accounting estimates are recognised in the period in which the estimate is revised and in any future period affected.

**Note 2: Managed Investments (Australian)**

	2020 \$	2019 \$
Pm Capital Asian Opportunities Fund Limited	13,600.00	18,900.00
	13,600.00	18,900.00

**Note 3: Shares in Listed Companies (Australian)**

	2020 \$	2019 \$
Altech Chemicals Ltd	8,436.36	20,458.17
Australian Vanadium Limited	1,620.00	2,340.00
Axiom Mining Limited	5,600.00	5,000.00

## GLENWOOD SUPERANNUATION FUND

# Notes to the Financial Statements

For the year ended 30 June 2020



---

Battery Minerals Limited	1,050.00	2,100.00
Bardoc Gold Limited	6,640.00	0.00
Black Rock Mining Limited	31,850.00	42,000.00
Cape Lambert Resources Limited	1,400.00	6,300.00
Centrex Metals Limited	20,000.00	0.00
Danakali Limited	60,600.00	82,200.00
Droneshield Limited	19,200.00	0.00
Eden Innovations Ltd	26,000.00	35,000.00
Eden Innovations Ltd	1,750.00	3,750.00
Fe Limited	6,760.00	8,840.00
Fluence Corporation Limited	69,600.00	113,100.00
Fremont Petroleum Corporation Limited	4,000.00	3,150.00
Fremont Petroleum Corporation Limited	0.00	62.50
Gascoyne Resources Limited	4,212.00	4,212.00
Ironbark Zinc Ltd	1,376.00	3,268.00
Icon Energy Limited	20,000.00	35,000.00
Inghams Group Limited	10,156.80	12,759.48
Lake Resources N.I.	54,375.02	87,999.99
Lincoln Minerals Limited	1,000.00	1,250.00
Metalicity Limited	9,250.00	0.00
Meteoric Resources NI	42,700.00	0.00
Metallica Minerals Limited	12,100.00	17,600.00
MNF Group Limited	77,468.80	52,976.00
Nanosonics Limited	272,800.00	224,800.00
Northern Minerals Limited	7,740.00	32,250.00
Pacific Energy Limited	0.00	102,750.00
Paragon Care Limited	19,000.00	0.00
Quickstep Holdings Limited	60,793.99	62,965.21
Success Global Media Limited	0.00	4,000.00
Theta Gold Mines Limited	34,220.00	18,880.00
TNG Limited	55,789.65	93,199.58

*Refer to compilation report*

**GLENWOOD SUPERANNUATION FUND**

**Notes to the Financial Statements**

For the year ended 30 June 2020



Ultracharge Limited	100.00	1,000.00
Vital Metals Limited	26,875.02	32,250.02
Volt Resources Limited	28,446.53	22,000.00
Wam Active Limited	58,500.00	64,675.00
West Wits Mining Limited	52,500.00	15,000.00
	1,113,910.17	1,213,135.95

**Note 4: Shares in Unlisted Private Companies (Australian)**

	<b>2020</b>	<b>2019</b>
	<b>\$</b>	<b>\$</b>
AAIG (Established Acquisitions)	187,000.00	187,000.00
	187,000.00	187,000.00

**Note 5: Units in Listed Unit Trusts (Australian)**

	<b>2020</b>	<b>2019</b>
	<b>\$</b>	<b>\$</b>
Centuria Metropolitan Reit	0.00	86,240.00
Centuria Office Reit	62,216.00	0.00
Hotel Property Investments	233,087.50	276,490.00
	295,303.50	362,730.00

**Note 6: Units in Unlisted Unit Trusts (Australian)**

	<b>2020</b>	<b>2019</b>
	<b>\$</b>	<b>\$</b>
Frame Futures Fund	28,251.38	23,445.95
	28,251.38	23,445.95

**Note 8: Liability for Accrued Benefits**

	<b>2020</b>	<b>2019</b>
	<b>\$</b>	<b>\$</b>
Liability for accrued benefits at beginning of year	2,259,351.84	2,508,958.32
Benefits accrued as a result of operations	(435,300.89)	(249,606.48)

## GLENWOOD SUPERANNUATION FUND

# Notes to the Financial Statements

For the year ended 30 June 2020



Current year member movements	0.00	0.00
Liability for accrued benefits at end of year	1,824,050.95	2,259,351.84

### Note 9: Vested Benefits

Vested benefits are benefits that are not conditional upon continued membership of the fund (or any factor other than resignation from the plan) and include benefits which members were entitled to receive had they terminated their fund membership as at the end of the reporting period.

	2020 \$	2019 \$
Vested Benefits	1,824,050.95	2,259,351.84

### Note 10: Guaranteed Benefits

No guarantees have been made in respect of any part of the liability for accrued benefits.

### Note 11: Dividends

	2020 \$	2019 \$
Greencross Limited	0.00	550.00
Inghams Group Limited	564.97	653.84
MNF Group Limited	894.40	846.24
Pacific Energy Limited	0.00	1,500.00
Wam Active Limited	3,867.50	3,770.00
	5,326.87	7,320.08

### Note 12: Trust Distributions

	2020 \$	2019 \$
Centuria Office Reit	2,741.20	0.00
Pm Capital Asian Opportunities Fund Limited	600.00	800.00
Centuria Metropolitan Reit	2,741.20	5,420.48
Hotel Property Investments	16,075.00	15,994.63
	22,157.40	22,215.11

## Notes to the Financial Statements

For the year ended 30 June 2020



## Note 13: Changes in Market Values Unrealised Movements in Market Value

	2020 \$	2019 \$
<b>Managed Investments (Australian)</b>		
Pm Capital Asian Opportunities Fund Limited	(5,300.00)	(3,700.00)
	(5,300.00)	(3,700.00)
<b>Shares in Listed Companies (Australian)</b>		
Altech Chemicals Ltd	(12,021.81)	(19,141.83)
Australian Vanadium Limited	(720.00)	(4,159.95)
Axiom Mining Limited	600.00	(18,029.95)
Bardoc Gold Limited	1,500.05	0.00
Battery Minerals Limited	(1,050.00)	(2,119.95)
Black Rock Mining Limited	(22,780.31)	22,000.00
Cape Lambert Resources Limited	(4,900.00)	(14,700.00)
Centrex Metals Limited	(52,186.39)	0.00
Danakali Limited	(21,600.00)	1,200.00
Droneshield Limited	(25,633.00)	0.00
Eden Innovations Ltd	(9,000.00)	(21,500.00)
Eden Innovations Ltd	(2,000.00)	3,750.00
Fe Limited	(2,080.00)	(3,640.00)
Fluence Corporation Limited	(43,500.00)	(2,467.32)
Fremont Petroleum Corporation Limited	(62.50)	0.00
Fremont Petroleum Corporation Limited	(4,958.00)	700.00
Gascoyne Resources Limited	0.00	(8,777.95)
Greencross Limited	0.00	37,933.97
Icon Energy Limited	(15,000.00)	(10,000.00)
Inghams Group Limited	(2,602.68)	1,682.22
Ironbark Zinc Ltd	(1,892.00)	(5,332.00)
Jupiter Mines Limited.	0.00	7,114.03
Lake Resources N.I.	(49,091.81)	(9,714.30)
Lincoln Minerals Limited	(250.00)	(4,500.00)
MNF Group Limited	24,492.80	(19,264.00)



**GLENWOOD SUPERANNUATION FUND**

**Notes to the Financial Statements**

For the year ended 30 June 2020



Metalicity Limited	6,380.05	0.00
Metallica Minerals Limited	(5,500.00)	(23,100.00)
Meteoric Resources NI	(12,898.25)	0.00
Nanosonics Limited	48,000.00	98,400.00
Northern Minerals Limited	(24,510.00)	(6,450.00)
Pacific Energy Limited	(5,300.50)	14,250.00
Paragon Care Limited	(31,009.16)	0.00
Quickstep Holdings Limited	(2,171.22)	7,508.46
Realm Resources Limited	0.00	27,197.80
Stonewall Resources Limited	0.00	9,473.00
Success Global Media Limited	29,635.00	0.00
TNG Limited	(38,546.21)	(15,550.42)
Theta Gold Mines Limited	15,340.00	(3,573.00)
Ultracharge Limited	(900.00)	(10,000.00)
Vital Metals Limited	(5,375.00)	5,375.00
Volt Resources Limited	5,593.81	0.00
Wam Active Limited	(6,175.00)	(7,150.00)
West Wits Mining Limited	37,500.00	(30,054.00)
	<hr/>	<hr/>
	(234,672.13)	(2,640.19)
	<hr/>	<hr/>
<b>Shares in Unlisted Private Companies (Australian)</b>		
Australian Metals Group Limited	0.00	(2,680.00)
	<hr/>	<hr/>
	0.00	(2,680.00)
	<hr/>	<hr/>
<b>Units in Listed Unit Trusts (Australian)</b>		
Centuria Metropolitan Reit	(17,415.76)	9,856.00
Centuria Office Reit	(6,608.24)	0.00
Hotel Property Investments	(43,402.50)	22,505.00
	<hr/>	<hr/>
	(67,426.50)	32,361.00
	<hr/>	<hr/>
<b>Units in Unlisted Unit Trusts (Australian)</b>		
Frame Futures Fund	4,805.43	(4,973.67)
	<hr/>	<hr/>
	4,805.43	(4,973.67)
	<hr/>	<hr/>
<b>Total Unrealised Movement</b>	<hr/>	<hr/>
	(302,593.20)	18,367.14
	<hr/>	<hr/>

Refer to compilation report

## Notes to the Financial Statements

For the year ended 30 June 2020



## Realised Movements in Market Value

	2020 \$	2019 \$
<b>Shares in Listed Companies (Australian)</b>		
Echo Resources Limited	17,134.00	0.00
Greencross Limited	0.00	(28,766.97)
Jupiter Mines Limited.	0.00	(8,917.78)
Pacific Energy Limited	49,652.00	0.00
Realm Resources Limited	0.00	14,505.45
Success Global Media Limited	(33,635.00)	0.00
	33,151.00	(23,179.30)
<b>Shares in Unlisted Private Companies (Australian)</b>		
Australian Metals Group Limited	0.00	2,680.00
	0.00	2,680.00
<b>Total Realised Movement</b>	33,151.00	(20,499.30)
<b>Changes in Market Values</b>	(269,442.20)	(2,132.16)

## Note 14: Income Tax Expense

	2020 \$	2019 \$
The components of tax expense comprise		
Current Tax	(2,540.09)	(3,460.33)
Income Tax Expense	(2,540.09)	(3,460.33)

The prima facie tax on benefits accrued before income tax is reconciled to the income tax as follows:

Prima facie tax payable on benefits accrued before income tax at 15%	(65,676.15)	(37,960.02)
Less:		
Tax effect of:		
Increase in MV of Investments	0.00	2,755.07
Exempt Pension Income	4,212.30	7,007.70
Realised Accounting Capital Gains	4,972.65	(3,074.90)

GLENWOOD SUPERANNUATION FUND

Notes to the Financial Statements

For the year ended 30 June 2020



---

Accounting Trust Distributions	3,323.61	3,332.27
Add:		
Tax effect of:		
Decrease in MV of Investments	45,388.98	0.00
SMSF Non-Deductible Expenses	1,762.35	1,804.95
Pension Payments	28,558.50	43,079.10
Franking Credits	381.01	519.05
Taxable Trust Distributions	2,094.35	2,577.14
Rounding	(0.48)	(0.08)
Less credits:		
Franking Credits	2,540.09	3,460.33
Current Tax or Refund	<u>(2,540.09)</u>	<u>(3,460.33)</u>



## Trustees Declaration

---

The trustees have determined that the fund is not a reporting entity and that the special purpose financial statements should be prepared in accordance with the accounting policies described in Note 1 to the financial statements.

The trustees declare that:

- (i) the financial statements and notes to the financial statements for the year ended 30 June 2020 present fairly, in all material respects, the financial position of the superannuation fund at 30 June 2020 and the results of its operations for the year ended on that date in accordance with the accounting policies described in Note 1 to the financial statements;
- (ii) the financial statements and notes to the financial statements have been prepared in accordance with the requirements of the trust deed; and
- (iii) the operation of the superannuation fund has been carried out in accordance with its trust deed and in compliance with the requirements of the Superannuation Industry (Supervision) Act 1993 and associated Regulations during the year ended 30 June 2020.

Specifically, the trustees declare that:

- in accordance with s120 of the Superannuation Industry (Supervision) Act 1993, no individual trustee has been or is a disqualified person;
- the fund has satisfactory title to all assets, all assets are unencumbered and free from charge as prescribed by s50 of the Superannuation Industry (Supervision) Act 1993 and reg13.14 of the Superannuation Industry (Supervision) Act 1994; and
- to the knowledge of the trustees, there have been no events or transactions subsequent to the balance date which could have a material impact on the fund. Where such events have occurred, the effect of such events has been accounted and noted in the fund's financial statements.

Signed in accordance with a resolution of the trustees by:

*Graeme Cannell*

Graeme Cannell (Mar 10, 2022 16:38 GMT+10)

Graeme Cannell

Trustee

*Lynne Cannell*

Lynne Cannell (Mar 10, 2022 16:50 GMT+10)

Lynne Cannell

Trustee

28 January 2020



## Compilation Report

---

We have compiled the accompanying special purpose financial statements of the GLENWOOD SUPERANNUATION FUND which comprise the statement of financial position as at 30/06/2020 the operating statement for the year then ended, a summary of significant accounting policies and other explanatory notes. The specific purpose for which the special purpose financial statements have been prepared is set out in Note 1 to the financial statements.

### **The Responsibility of the Trustee**

The Trustee of GLENWOOD SUPERANNUATION FUND are solely responsible for the information contained in the special purpose financial statements, the reliability, accuracy and completeness of the information and for the determination that the financial reporting framework used is appropriate to meet their needs and for the purpose that the financial statements were prepared.

### **Our Responsibility**

On the basis of information provided by the Trustee, we have compiled the accompanying special purpose financial statements in accordance with the financial reporting framework as described in Note 1 to the financial statements and APES 315: Compilation of Financial Information.

We have applied our expertise in accounting and financial reporting to compile these financial statements in accordance with the financial reporting framework described in Note 1 to the financial statements. We have complied with the relevant ethical requirements of APES 110: Code of Ethics for Professional Accountants.

### **Assurance Disclaimer**

Since a compilation engagement is not an assurance engagement, we are not required to verify the reliability, accuracy or completeness of the information provided to us by management to compile these financial statements. Accordingly, we do not express an audit opinion or a review conclusion on these financial statements.

The special purpose financial statements were compiled exclusively for the benefit of the directors of the trustee company who are responsible for the reliability, accuracy and completeness of the information used to compile them. We do not accept responsibility for the contents of the special purpose financial statements.

Ausena Accountants

of

2/43 Vanessa Boulevard Springwood, Brisbane, Queensland 4127

Signed: N Harling  
N Harling (Mar 25, 2022 08:47 GMT+10)

Dated: 27/02/2022

**GLENWOOD SUPERANNUATION FUND**  
**Statement of Taxable Income**

For the year ended 30 June 2020



	<b>2020</b>
	<b>\$</b>
Benefits accrued as a result of operations	(437,840.98)
<b>Less</b>	
Exempt current pension income	28,082.00
Realised Accounting Capital Gains	33,151.00
Accounting Trust Distributions	22,157.40
	<hr/> 83,390.40
<b>Add</b>	
Decrease in MV of investments	302,593.20
SMSF non deductible expenses	11,749.00
Pension Payments	190,390.00
Franking Credits	2,540.09
Taxable Trust Distributions	13,962.34
	<hr/> 521,234.63
SMSF Annual Return Rounding	(3.25)
	<hr/> 0.00
<b>Taxable Income or Loss</b>	<hr/> 0.00
Income Tax on Taxable Income or Loss	0.00
<b>Less</b>	
Franking Credits	2,540.09
	<hr/>
<b>CURRENT TAX OR REFUND</b>	<hr/> (2,540.09)
Supervisory Levy	259.00
	<hr/>
<b>AMOUNT DUE OR REFUNDABLE</b>	<hr/> (2,281.09)

Signature as prescribed in tax return

Graeme Cannell

# Self-managed superannuation fund annual return 2020

## Who should complete this annual return?

Only self-managed superannuation funds (SMSFs) can complete this annual return. All other funds must complete the *Fund income tax return 2020* (NAT 71287).

- ❗ The *Self-managed superannuation fund annual return instructions 2020* (NAT 71606) (the instructions) can assist you to complete this annual return.
- ⊖ The SMSF annual return cannot be used to notify us of a change in fund membership. You must update fund details via [ABR.gov.au](http://ABR.gov.au) or complete the Change of details for superannuation entities form (NAT 3036).

## To complete this annual return

- Print clearly, using a BLACK pen only.
- Use BLOCK LETTERS and print one character per box.
 

S	M	I	T	H		S	T				
---	---	---	---	---	--	---	---	--	--	--	--
- Place  in ALL applicable boxes.

- Postal address for annual returns:

**Australian Taxation Office**  
**GPO Box 9845**  
**[insert the name and postcode**  
**of your capital city]**

For example;

**Australian Taxation Office**  
**GPO Box 9845**  
**SYDNEY NSW 2001**

## Section A: Fund information

### 1 Tax file number (TFN)

- ❗ The ATO is authorised by law to request your TFN. You are not obliged to quote your TFN but not quoting it could increase the chance of delay or error in processing your annual return. See the Privacy note in the Declaration.

➤ To assist processing, write the fund's TFN at the top of pages 3, 5, 7 and 9.

### 2 Name of self-managed superannuation fund (SMSF)

3 Australian business number (ABN) (if applicable)

### 4 Current postal address

Suburb/town

State/territory

Postcode

### 5 Annual return status

Is this an amendment to the SMSF's 2020 return?

**A** No  Yes

Is this the first required return for a newly registered SMSF?

**B** No  Yes

Signature as prescribed in tax return

Graeme Cannell

Tax File Number

**6 SMSF auditor**

Auditor's name

Title: Mr  Mrs  Miss  Ms  Other 

Family name

Benson

First given name

Trevor

Other given names

SMSF Auditor Number

100036379

Auditor's phone number

0738082807

Postal address

23 Dennis Road

Suburb/town

Springwood

State/territory

QLD

Postcode

4127

Date audit was completed

A  /  / 

Was Part A of the audit report qualified?

B No  Yes 

Was Part B of the audit report qualified?

C No  Yes If Part B of the audit report was qualified,  
have the reported issues been rectified?D No  Yes **7 Electronic funds transfer (EFT)**

We need your self-managed super fund's financial institution details to pay any super payments and tax refunds owing to you.

**A Fund's financial institution account details**

This account is used for super contributions and rollovers. Do not provide a tax agent account here.

Fund BSB number

Fund account number

Fund account name

I would like my tax refunds made to this account.  Go to C.**B Financial institution account details for tax refunds**

This account is used for tax refunds. You can provide a tax agent account here.

BSB number

Account number

Account name

**C Electronic service address alias**Provide the electronic service address alias (ESA) issued by your SMSF messaging provider.  
(For example, SMSFdataESAAlias). See instructions for more information.



Signature as prescribed in tax return

Graeme Cannell

Tax File Number

- 8 Status of SMSF** Australian superannuation fund **A** No  Yes  Fund benefit structure **B**  **A** Code
- Does the fund trust deed allow acceptance of the Government's Super Co-contribution and Low Income Super Amounts? **C** No  Yes

**9 Was the fund wound up during the income year?**

No  Yes  If yes, provide the date on which the fund was wound up  /  /  Have all tax lodgment and payment obligations been met? No  Yes

**10 Exempt current pension income**

Did the fund pay retirement phase superannuation income stream benefits to one or more members in the income year?

To claim a tax exemption for current pension income, you must pay at least the minimum benefit payment under the law. Record exempt current pension income at Label **A**.

No  Go to Section B: Income.

Yes  Exempt current pension income amount **A** \$

Which method did you use to calculate your exempt current pension income?

Segregated assets method **B**

Unsegregated assets method **C**  Was an actuarial certificate obtained? **D** Yes

Did the fund have any other income that was assessable?

**E** Yes  Go to Section B: Income.

No  Choosing 'No' means that you do not have any assessable income, including no-TFN quoted contributions. Go to Section C: Deductions and non-deductible expenses. (Do **not** complete Section B: Income.)

If you are entitled to claim any tax offsets, you can list these at Section D: Income tax calculation statement.

Signature as prescribed in tax return Graeme Cannell

Tax File Number

## Section B: Income

**Do not complete this section** if all superannuation interests in the SMSF were supporting superannuation income streams in the retirement phase for the **entire year**, there was **no** other income that was assessable, and you **have not** realised a deferred notional gain. If you are entitled to claim any tax offsets, you can record these at Section D: Income tax calculation statement.

### 11 Income

Did you have a capital gains tax (CGT) event during the year?

**G** No  Yes

If the total capital loss or total capital gain is greater than \$10,000 or you elected to use the transitional CGT relief in 2017 and the deferred notional gain has been realised, complete and attach a *Capital gains tax (CGT) schedule 2020*.

Have you applied an exemption or rollover?

**M** No  Yes

Code

Net capital gain **A** \$

Gross rent and other leasing and hiring income **B** \$

Gross interest **C** \$

Forestry managed investment scheme income **X** \$

Gross foreign income **D1** \$  Net foreign income **D** \$  Loss

Australian franking credits from a New Zealand company **E** \$

Transfers from foreign funds **F** \$  Number

Gross payments where ABN not quoted **H** \$

**Calculation of assessable contributions**  
Assessable employer contributions

**R1** \$

plus Assessable personal contributions

**R2** \$

plus **\*\*No-TFN-quoted contributions**

**R3** \$

*(an amount must be included even if it is zero)*

less Transfer of liability to life insurance company or PST

**R6** \$

Gross distribution from partnerships

\*Unfranked dividend amount **J** \$

\*Franked dividend amount **K** \$

\*Dividend franking credit **L** \$

\*Gross trust distributions **M** \$  Code

**Assessable contributions**  
**R1 plus R2 plus R3 less R6** **R** \$

**Calculation of non-arm's length income**

\*Net non-arm's length private company dividends

**U1** \$

plus \*Net non-arm's length trust distributions

**U2** \$

plus \*Net other non-arm's length income

**U3** \$

\*Other income **S** \$  Code

\*Assessable income due to changed tax status of fund **T** \$

**Net non-arm's length income**  
*(subject to 45% tax rate)*  
**U1 plus U2 plus U3** **U** \$

#This is a mandatory label.

\*If an amount is entered at this label, check the instructions to ensure the correct tax treatment has been applied.

**GROSS INCOME** **W** \$  Loss   
*(Sum of labels A to U)*

Exempt current pension income **Y** \$

**TOTAL ASSESSABLE INCOME** **V** \$  Loss   
*(W less Y)*

Signature as prescribed in tax return

Graeme Cannell

Tax File Number

## Section C: Deductions and non-deductible expenses

### 12 Deductions and non-deductible expenses

Under 'Deductions' list all expenses and allowances you are entitled to claim a deduction for. Under 'Non-deductible expenses', list all other expenses or normally allowable deductions that you cannot claim as a deduction (for example, all expenses related to exempt current pension income should be recorded in the 'Non-deductible expenses' column).

	<b>DEDUCTIONS</b>	<b>NON-DEDUCTIBLE EXPENSES</b>
Interest expenses within Australia	<b>A1</b> \$ <input type="text"/>	<b>A2</b> \$ <input type="text"/>
Interest expenses overseas	<b>B1</b> \$ <input type="text"/>	<b>B2</b> \$ <input type="text"/>
Capital works expenditure	<b>D1</b> \$ <input type="text"/>	<b>D2</b> \$ <input type="text"/>
Decline in value of depreciating assets	<b>E1</b> \$ <input type="text"/>	<b>E2</b> \$ <input type="text"/>
Insurance premiums – members	<b>F1</b> \$ <input type="text"/>	<b>F2</b> \$ <input type="text"/>
SMSF auditor fee	<b>H1</b> \$ <input type="text"/>	<b>H2</b> \$ <input type="text" value="1,200"/>
Investment expenses	<b>I1</b> \$ <input type="text"/>	<b>I2</b> \$ <input type="text"/>
Management and administration expenses	<b>J1</b> \$ <input type="text"/>	<b>J2</b> \$ <input type="text" value="10,549"/>
Forestry managed investment scheme expense	<b>U1</b> \$ <input type="text"/>	<b>U2</b> \$ <input type="text"/>
Other amounts	<b>L1</b> \$ <input type="text"/> <input type="text" value="Code"/>	<b>L2</b> \$ <input type="text"/> <input type="text" value="Code"/>
Tax losses deducted	<b>M1</b> \$ <input type="text"/>	

**TOTAL DEDUCTIONS**  
**N** \$   
 (Total **A1** to **M1**)

**TOTAL NON-DEDUCTIBLE EXPENSES**  
**Y** \$   
 (Total **A2** to **L2**)

**#TAXABLE INCOME OR LOSS**    
**O** \$   
 (TOTAL ASSESSABLE INCOME less TOTAL DEDUCTIONS)

**TOTAL SMSF EXPENSES**  
**Z** \$   
 (N plus Y)

#This is a mandatory label.

Signature as prescribed in tax return

Graeme Cannell

Tax File Number

### Section D: Income tax calculation statement

**#Important:**

Section B label **R3**, Section C label **O** and Section D labels **A, T1, J, T5** and **I** are mandatory. If you leave these labels blank, you will have specified a zero amount.

**13 Calculation statement**

Please refer to the *Self-managed superannuation fund annual return instructions 2020* on how to complete the calculation statement.

#Taxable income	<b>A \$</b>	<input type="text" value="0"/>	(an amount must be included even if it is zero)
#Tax on taxable income	<b>T1 \$</b>	<input type="text" value="0.00"/>	(an amount must be included even if it is zero)
#Tax on no-TFN-quoted contributions	<b>J \$</b>	<input type="text" value="0.00"/>	(an amount must be included even if it is zero)
<b>Gross tax</b>	<b>B \$</b>	<input type="text" value="0.00"/>	(T1 plus J)

Foreign income tax offset	<b>C1 \$</b>	<input type="text"/>	Non-refundable non-carry forward tax offsets
Rebates and tax offsets	<b>C2 \$</b>	<input type="text"/>	
			<b>C \$</b> <input type="text"/>
			(C1 plus C2)

**SUBTOTAL 1**

**T2 \$**

(B less C – cannot be less than zero)

Early stage venture capital limited partnership tax offset	<b>D1 \$</b>	<input type="text" value="0.00"/>	Non-refundable carry forward tax offsets
Early stage venture capital limited partnership tax offset carried forward from previous year	<b>D2 \$</b>	<input type="text" value="0.00"/>	
Early stage investor tax offset	<b>D3 \$</b>	<input type="text" value="0.00"/>	
Early stage investor tax offset carried forward from previous year	<b>D4 \$</b>	<input type="text" value="0.00"/>	
			<b>D \$</b> <input type="text" value="0.00"/>
			(D1 plus D2 plus D3 plus D4)
			<b>SUBTOTAL 2</b>
			<b>T3 \$</b> <input type="text" value="0.00"/>
			(T2 less D – cannot be less than zero)

Complying fund's franking credits tax offset	<b>E1 \$</b>	<input type="text" value="2,540.09"/>	Refundable tax offsets
No-TFN tax offset	<b>E2 \$</b>	<input type="text"/>	
National rental affordability scheme tax offset	<b>E3 \$</b>	<input type="text"/>	
Exploration credit tax offset	<b>E4 \$</b>	<input type="text" value="0.00"/>	
			<b>E \$</b> <input type="text" value="2,540.09"/>
			(E1 plus E2 plus E3 plus E4)

**#TAX PAYABLE T5 \$**

(T3 less E – cannot be less than zero)

**Section 102AAM interest charge**

**G \$**

Signature as prescribed in tax return Graeme Cannell

Tax File Number

<b>H1</b>	Credit for interest on early payments – amount of interest	<input type="text"/>		
<b>H2</b>	Credit for tax withheld – foreign resident withholding (excluding capital gains)	<input type="text"/>		
<b>H3</b>	Credit for tax withheld – where ABN or TFN not quoted (non-individual)	<input type="text"/>		
<b>H5</b>	Credit for TFN amounts withheld from payments from closely held trusts	<input type="text" value="0.00"/>		
<b>H6</b>	Credit for interest on no-TFN tax offset	<input type="text"/>		
<b>H8</b>	Credit for foreign resident capital gains withholding amounts	<input type="text" value="0.00"/>		
			<b>Eligible credits</b>	
			<b>H</b>	<input type="text"/>
			<small>(H1 plus H2 plus H3 plus H5 plus H6 plus H8)</small>	

<b>#Tax offset refunds</b> <small>(Remainder of refundable tax offsets)</small>	<b>I</b>	<input type="text" value="2,540.09"/>	<small>(unused amount from label <b>E</b> – an amount must be included even if it is zero)</small>
--	----------	---------------------------------------	--

PAYG instalments raised

**K** \$

Supervisory levy

**L** \$

Supervisory levy adjustment for wound up funds

**M** \$

Supervisory levy adjustment for new funds

**N** \$

<b>AMOUNT DUE OR REFUNDABLE</b> <small>A positive amount at <b>S</b> is what you owe, while a negative amount is refundable to you.</small>	<b>S</b>	<input type="text" value="-2,281.09"/>	<small>(T5 plus G less H less I less K plus L less M plus N)</small>
--	----------	--	--

#This is a mandatory label.

## Section E: Losses

### 14 Losses

**i** If total loss is greater than \$100,000, complete and attach a Losses schedule 2020.

Tax losses carried forward to later income years **U** \$

Net capital losses carried forward to later income years **V** \$

Signature as prescribed in tax return

Graeme Cannell

Tax File Number

**Section F: Member information**

**MEMBER 1**

Title: Mr  Mrs  Miss  Ms  Other

Family name  
Cannell

First given name  
Graeme

Other given names

Member's TFN  
See the Privacy note in the Declaration. 481155044

Date of birth 26/04/1949

**Contributions**

OPENING ACCOUNT BALANCE \$ 1,172,433.40

**I** Refer to instructions for completing these labels.

Employer contributions  
**A** \$

ABN of principal employer  
**A1**

Personal contributions  
**B** \$

CGT small business retirement exemption  
**C** \$

CGT small business 15-year exemption amount  
**D** \$

Personal injury election  
**E** \$

Spouse and child contributions  
**F** \$

Other third party contributions  
**G** \$

Proceeds from primary residence disposal

**H** \$

Receipt date Day / Month / Year  
**H1**

Assessable foreign superannuation fund amount  
**I** \$

Non-assessable foreign superannuation fund amount  
**J** \$

Transfer from reserve: assessable amount  
**K** \$

Transfer from reserve: non-assessable amount  
**L** \$

Contributions from non-complying funds and previously non-complying funds  
**T** \$

Any other contributions (including Super Co-contributions and Low Income Super Amounts)  
**M** \$

**TOTAL CONTRIBUTIONS N** \$ (Sum of labels **A** to **M**)

**Other transactions**

Allocated earnings or losses **O** \$ 127,084.26

Loss **L**

Accumulation phase account balance  
**S1** \$ 0.00

Inward rollovers and transfers  
**P** \$

Retirement phase account balance - Non CDBIS  
**S2** \$ 946,550.99

Outward rollovers and transfers  
**Q** \$

Retirement phase account balance - CDBIS  
**S3** \$ 0.00

Lump Sum payments  
**R1** \$

Income stream payments  
**R2** \$ 98,798.15

Code

Code **M**

**0** TRIS Count

**CLOSING ACCOUNT BALANCE S** \$ 946,550.99  
(**S1** plus **S2** plus **S3**)

Accumulation phase value **X1** \$

Retirement phase value **X2** \$

Outstanding limited recourse borrowing arrangement amount **Y** \$

Signature as prescribed in tax return Graeme Cannell

Tax File Number

**MEMBER 2**

Title: Mr  Mrs  Miss  Ms  Other

Family name Cannell

First given name Lynne Other given names Rosemary

Member's TFN 475370248 Date of birth 01/02/1949

**Contributions**

OPENING ACCOUNT BALANCE \$ 1,086,918.44

**I** Refer to instructions for completing these labels.

Employer contributions **A** \$

ABN of principal employer **A1**

Personal contributions **B** \$

CGT small business retirement exemption **C** \$

CGT small business 15-year exemption amount **D** \$

Personal injury election **E** \$

Spouse and child contributions **F** \$

Other third party contributions **G** \$

Proceeds from primary residence disposal **H** \$

Receipt date **H1** Day  / Month  / Year

Assessable foreign superannuation fund amount **I** \$

Non-assessable foreign superannuation fund amount **J**

Transfer from reserve: assessable amount **K** \$

Transfer from reserve: non-assessable amount **L** \$

Contributions from non-complying funds and previously non-complying funds **T** \$

Any other contributions (including Super Co-contributions and Low Income Super Amounts) **M** \$

**TOTAL CONTRIBUTIONS N** \$   
(Sum of labels **A** to **M**)

**Other transactions**

Accumulation phase account balance **S1** \$ 0.00

Retirement phase account balance - Non CDBIS **S2** \$ 877,499.96

Retirement phase account balance - CDBIS **S3** \$ 0.00

Allocated earnings or losses **O** \$ 117,826.63

Inward rollovers and transfers **P** \$

Outward rollovers and transfers **Q** \$

Lump Sum payments **R1** \$

Income stream payments **R2** \$ 91,591.85

Loss  **L**

Code

Code  **M**

TRIS Count

**CLOSING ACCOUNT BALANCE S** \$ 877,499.96  
(**S1** plus **S2** plus **S3**)

Accumulation phase value **X1** \$

Retirement phase value **X2** \$

Outstanding limited recourse borrowing arrangement amount **Y** \$

Signature as prescribed in tax return

Tax File Number

**MEMBER 3**

Title: Mr  Mrs  Miss  Ms  Other

Family name

First given name

Other given names

Member's TFN See the Privacy note in the Declaration.

Date of birth

**Contributions**

OPENING ACCOUNT BALANCE \$

**I** Refer to instructions for completing these labels.

Employer contributions  
**A** \$

ABN of principal employer  
**A1**

Personal contributions  
**B** \$

CGT small business retirement exemption  
**C** \$

CGT small business 15-year exemption amount  
**D** \$

Personal injury election  
**E** \$

Spouse and child contributions  
**F** \$

Other third party contributions  
**G** \$

Proceeds from primary residence disposal  
**H** \$

Receipt date Day Month Year  
**H1**  /  /

Assessable foreign superannuation fund amount  
**I** \$

Non-assessable foreign superannuation fund amount  
**J** \$

Transfer from reserve: assessable amount  
**K** \$

Transfer from reserve: non-assessable amount  
**L** \$

Contributions from non-complying funds and previously non-complying funds  
**T** \$

Any other contributions (including Super Co-contributions and Low Income Super Amounts)  
**M** \$

**TOTAL CONTRIBUTIONS N** \$   
(Sum of labels **A** to **M**)

**Other transactions**

Accumulation phase account balance  
**S1** \$

Retirement phase account balance - Non CDBIS  
**S2** \$

Retirement phase account balance - CDBIS  
**S3** \$

TRIS Count

Allocated earnings or losses **O** \$

Loss

Inward rollovers and transfers **P** \$

Outward rollovers and transfers **Q** \$

Lump Sum payments **R1** \$

Code

Income stream payments **R2** \$

Code

**CLOSING ACCOUNT BALANCE S** \$   
(**S1** plus **S2** plus **S3**)

Accumulation phase value **X1** \$

Retirement phase value **X2** \$

Outstanding limited recourse borrowing arrangement amount **Y** \$



Signature as prescribed in tax return Graeme Cannell

Tax File Number

**MEMBER 4**

Title: Mr  Mrs  Miss  Ms  Other

Family name

First given name

Other given names

Member's TFN See the Privacy note in the Declaration.

Date of birth

**Contributions**

OPENING ACCOUNT BALANCE \$

**I** Refer to instructions for completing these labels.

Employer contributions  
**A** \$

ABN of principal employer  
**A1**

Personal contributions  
**B** \$

CGT small business retirement exemption  
**C** \$

CGT small business 15-year exemption amount  
**D** \$

Personal injury election  
**E** \$

Spouse and child contributions  
**F** \$

Other third party contributions  
**G** \$

Proceeds from primary residence disposal  
**H** \$

Receipt date Day  / Month  / Year   
**H1**

Assessable foreign superannuation fund amount  
**I** \$

Non-assessable foreign superannuation fund amount  
**J**

Transfer from reserve: assessable amount  
**K**

Transfer from reserve: non-assessable amount  
**L** \$

Contributions from non-complying funds and previously non-complying funds  
**T** \$

Any other contributions (including Super Co-contributions and Low Income Super Amounts)  
**M** \$

**TOTAL CONTRIBUTIONS N** \$   
(Sum of labels **A** to **M**)

**Other transactions**

Accumulation phase account balance  
**S1** \$

Retirement phase account balance - Non CDBIS  
**S2** \$

Retirement phase account balance - CDBIS  
**S3** \$

TRIS Count

Allocated earnings or losses **O** \$

Loss

Inward rollovers and transfers **P** \$

Outward rollovers and transfers **Q** \$

Lump Sum payments **R1** \$

Code

Income stream payments **R2** \$

Code

**CLOSING ACCOUNT BALANCE S** \$   
(**S1** plus **S2** plus **S3**)

Accumulation phase value **X1** \$

Retirement phase value **X2** \$

Outstanding limited recourse borrowing arrangement amount **Y** \$

Signature as prescribed in tax return

Graeme Cannell

Tax File Number

**Section G: Supplementary member information**

**MEMBER 5**

Title: Mr  Mrs  Miss  Ms  Other

Account status

Code

Family name

First given name

Other given names

Member's TFN

See the Privacy note in the Declaration.

Date of birth

If deceased, date of death

Day / Month / Year  /  /

**Contributions**

OPENING ACCOUNT BALANCE \$

**I** Refer to instructions for completing these labels.

Employer contributions

**A** \$

ABN of principal employer

**A1**

Personal contributions

**B** \$

CGT small business retirement exemption

**C** \$

CGT small business 15-year exemption amount

**D** \$

Personal injury election

**E** \$

Spouse and child contributions

**F** \$

Other third party contributions

**G** \$

Proceeds from primary residence disposal

**H** \$

Receipt date Day / Month / Year

**H1**  /  /

Assessable foreign superannuation fund amount

**I** \$

Non-assessable foreign superannuation fund amount

**J**

Transfer from reserve: assessable amount

**K** \$

Transfer from reserve: non-assessable amount

**L** \$

Contributions from non-complying funds and previously non-complying funds

**T** \$

Any other contributions (including Super Co-contributions and Low Income Super Amounts)

**M** \$

**TOTAL CONTRIBUTIONS N** \$

(Sum of labels **A** to **M**)

**Other transactions**

Allocated earnings or losses

**O** \$

Loss

Inward rollovers and transfers

**P** \$

Outward rollovers and transfers

**Q** \$

Lump Sum payments

**R1** \$

Code

Income stream payments

**R2** \$

Code

Accumulation phase account balance

**S1** \$

Retirement phase account balance - Non CDBIS

**S2** \$

Retirement phase account balance - CDBIS

**S3** \$

TRIS Count

**CLOSING ACCOUNT BALANCE S** \$

(**S1** plus **S2** plus **S3**)

Accumulation phase value **X1** \$

Retirement phase value **X2** \$

Outstanding limited recourse borrowing arrangement amount **Y** \$

Signature as prescribed in tax return

Tax File Number

**MEMBER 6**

Title: Mr  Mrs  Miss  Ms  Other

Account status

Family name

First given name

Other given names

**Member's TFN**

See the Privacy note in the Declaration.

**Date of birth**

**If deceased, date of death**

Day / Month / Year  /  /

**Contributions**

OPENING ACCOUNT BALANCE \$

**I** Refer to instructions for completing these labels.

Employer contributions

**A** \$

ABN of principal employer

**A1**

Personal contributions

**B** \$

CGT small business retirement exemption

**C** \$

CGT small business 15-year exemption amount

**D** \$

Personal injury election

**E** \$

Spouse and child contributions

**F** \$

Other third party contributions

**G** \$

Proceeds from primary residence disposal

**H** \$

Receipt date Day / Month / Year

**H1**  /  /

Assessable foreign superannuation fund amount

**I** \$

Non-assessable foreign superannuation fund amount

**J** \$

Transfer from reserve: assessable amount

**K** \$

Transfer from reserve: non-assessable amount

**L** \$

Contributions from non-complying funds and previously non-complying funds

**T** \$

Any other contributions (including Super Co-contributions and Low Income Super Amounts)

**M** \$

**TOTAL CONTRIBUTIONS N** \$   
(Sum of labels **A** to **M**)

**Other transactions**

Allocated earnings or losses **O** \$

Loss

Accumulation phase account balance **S1** \$

Inward rollovers and transfers **P** \$

Retirement phase account balance - Non CDBIS **S2** \$

Outward rollovers and transfers **Q** \$

Retirement phase account balance - CDBIS **S3** \$

Lump Sum payments **R1** \$

Income stream payments **R2** \$

Code

Code

TRIS Count

**CLOSING ACCOUNT BALANCE S** \$   
(**S1** plus **S2** plus **S3**)

Accumulation phase value **X1** \$

Retirement phase value **X2** \$

Outstanding limited recourse borrowing arrangement amount **Y** \$

Signature as prescribed in tax return Graeme Cannell

Tax File Number

**MEMBER 7**

Title: Mr  Mrs  Miss  Ms  Other

Account status  Code

Family name

First given name

Other given names

**Member's TFN**

See the Privacy note in the Declaration.

**Date of birth**

**If deceased, date of death**

Day  / Month  / Year

**Contributions**

OPENING ACCOUNT BALANCE \$

**I** Refer to instructions for completing these labels.

Employer contributions

**A** \$

ABN of principal employer

**A1**

Personal contributions

**B** \$

CGT small business retirement exemption

**C** \$

CGT small business 15-year exemption amount

**D** \$

Personal injury election

**E** \$

Spouse and child contributions

**F** \$

Other third party contributions

**G** \$

Proceeds from primary residence disposal

**H** \$

Receipt date Day  / Month  / Year

**H1**

Assessable foreign superannuation fund amount

**I** \$

Non-assessable foreign superannuation fund amount

**J** \$

Transfer from reserve: assessable amount

**K** \$

Transfer from reserve: non-assessable amount

**L** \$

Contributions from non-complying funds and previously non-complying funds

**T** \$

Any other contributions (including Super Co-contributions and Low Income Super Amounts)

**M** \$

**TOTAL CONTRIBUTIONS N** \$   
(Sum of labels **A** to **M**)

**Other transactions**

Allocated earnings or losses **O** \$

Loss

Accumulation phase account balance **S1** \$

Inward rollovers and transfers **P** \$

Retirement phase account balance - Non CDBIS **S2** \$

Outward rollovers and transfers **Q** \$

Retirement phase account balance - CDBIS **S3** \$

Lump Sum payments **R1** \$

Income stream payments **R2** \$

Code

Code

TRIS Count

**CLOSING ACCOUNT BALANCE S** \$   
(**S1** plus **S2** plus **S3**)

Accumulation phase value **X1** \$

Retirement phase value **X2** \$

Outstanding limited recourse borrowing arrangement amount **Y** \$

Signature as prescribed in tax return

Tax File Number

**MEMBER 8**

Title: Mr  Mrs  Miss  Ms  Other

Account status

Family name

First given name

Other given names

**Member's TFN**

See the Privacy note in the Declaration.

**Date of birth**

**If deceased, date of death**

Day / Month / Year  /  /

**Contributions**

OPENING ACCOUNT BALANCE \$

**I** Refer to instructions for completing these labels.

Employer contributions

**A** \$

ABN of principal employer

**A1**

Personal contributions

**B** \$

CGT small business retirement exemption

**C** \$

CGT small business 15-year exemption amount

**D** \$

Personal injury election

**E** \$

Spouse and child contributions

**F** \$

Other third party contributions

**G** \$

Proceeds from primary residence disposal

**H** \$

Receipt date Day / Month / Year

**H1**  /  /

Assessable foreign superannuation fund amount

**I** \$

Non-assessable foreign superannuation fund amount

**J** \$

Transfer from reserve: assessable amount

**K** \$

Transfer from reserve: non-assessable amount

**L** \$

Contributions from non-complying funds and previously non-complying funds

**T** \$

Any other contributions (including Super Co-contributions and Low Income Super Amounts)

**M** \$

**TOTAL CONTRIBUTIONS N** \$   
(Sum of labels **A** to **M**)

**Other transactions**

Allocated earnings or losses **O** \$

Inward rollovers and transfers **P** \$

Outward rollovers and transfers **Q** \$

Lump Sum payments **R1** \$

Income stream payments **R2** \$

Accumulation phase account balance **S1** \$

Retirement phase account balance - Non CDBIS **S2** \$

Retirement phase account balance - CDBIS **S3** \$

TRIS Count

**CLOSING ACCOUNT BALANCE S** \$   
(**S1** plus **S2** plus **S3**)

Accumulation phase value **X1** \$

Retirement phase value **X2** \$

Outstanding limited recourse borrowing arrangement amount **Y** \$

Signature as prescribed in tax return

Graeme Cannell

Tax File Number

**Section H: Assets and liabilities**

**15 ASSETS**

**15a Australian managed investments**

Listed trusts	<b>A</b>	\$	<input type="text" value="295,303"/>
Unlisted trusts	<b>B</b>	\$	<input type="text" value="28,251"/>
Insurance policy	<b>C</b>	\$	<input type="text"/>
Other managed investments	<b>D</b>	\$	<input type="text" value="13,600"/>

**15b Australian direct investments**

**Limited recourse borrowing arrangements**

Australian residential real property  
**J1** \$

Australian non-residential real property  
**J2** \$

Overseas real property  
**J3** \$

Australian shares  
**J4** \$

Overseas shares  
**J5** \$

Other  
**J6** \$

Property count  
**J7**

Cash and term deposits	<b>E</b>	\$	<input type="text" value="183,317"/>
Debt securities	<b>F</b>	\$	<input type="text"/>
Loans	<b>G</b>	\$	<input type="text"/>
Listed shares	<b>H</b>	\$	<input type="text" value="1,113,910"/>
Unlisted shares	<b>I</b>	\$	<input type="text" value="187,000"/>
Limited recourse borrowing arrangements	<b>J</b>	\$	<input type="text"/>
Non-residential real property	<b>K</b>	\$	<input type="text"/>
Residential real property	<b>L</b>	\$	<input type="text"/>
Collectables and personal use assets	<b>M</b>	\$	<input type="text"/>
Other assets	<b>O</b>	\$	<input type="text" value="14,417"/>

**15c Other investments**

Crypto-Currency	<b>N</b>	\$	<input type="text"/>
-----------------	----------	----	----------------------

**15d Overseas direct investments**

Overseas shares	<b>P</b>	\$	<input type="text"/>
Overseas non-residential real property	<b>Q</b>	\$	<input type="text"/>
Overseas residential real property	<b>R</b>	\$	<input type="text"/>
Overseas managed investments	<b>S</b>	\$	<input type="text"/>
Other overseas assets	<b>T</b>	\$	<input type="text"/>

**TOTAL AUSTRALIAN AND OVERSEAS ASSETS** **U** \$   
(Sum of labels **A** to **T**)

**15e In-house assets**

Did the fund have a loan to, lease to or investment in, related parties (known as in-house assets) at the end of the income year? **A** No  Yes  \$

Signature as prescribed in tax return Graeme Cannell

Tax File Number

**15f Limited recourse borrowing arrangements**

If the fund had an LRBA were the LRBA borrowings from a licensed financial institution? **A** No  Yes

Did the members or related parties of the fund use personal guarantees or other security for the LRBA? **B** No  Yes

**16 LIABILITIES**

Borrowings for limited recourse borrowing arrangements <b>V1 \$</b> <input style="width: 150px;" type="text"/>	Borrowings <b>V \$</b> <input style="width: 150px;" type="text"/>
Permissible temporary borrowings <b>V2 \$</b> <input style="width: 150px;" type="text"/>	
Other borrowings <b>V3 \$</b> <input style="width: 150px;" type="text"/>	
Total member closing account balances (total of all <b>CLOSING ACCOUNT BALANCES</b> from Sections F and G) <b>W \$</b> <input style="width: 150px; text-align: right; border: 1px solid black;" type="text" value="1,824,049"/>	
Reserve accounts <b>X \$</b> <input style="width: 150px;" type="text"/>	
Other liabilities <b>Y \$</b> <input style="width: 150px; text-align: right; border: 1px solid black;" type="text" value="11,749"/>	
<b>TOTAL LIABILITIES Z \$</b> <input style="width: 150px; text-align: right; border: 1px solid black; background-color: #f0f0f0;" type="text" value="1,835,798"/>	

**Section I: Taxation of financial arrangements**

**17 Taxation of financial arrangements (TOFA)**

Total TOFA gains **H \$**

Total TOFA losses **I \$**

**Section J: Other information**

**Family trust election status**

If the trust or fund has made, or is making, a family trust election, write the four-digit **income year specified** of the election (for example, for the 2019-20 income year, write **2020**). **A**

If revoking or varying a family trust election, print **R** for revoke or print **V** for variation, and complete and attach the *Family trust election, revocation or variation 2020*. **B**

**Interposed entity election status**

If the trust or fund has an existing election, write the earliest income year specified. If the trust or fund is making one or more elections this year, write the earliest income year being specified and complete an *Interposed entity election or revocation 2020* for each election. **C**

If revoking an interposed entity election, print **R**, and complete and attach the *Interposed entity election or revocation 2020*. **D**

Signature as prescribed in tax return

Graeme Cannell

Tax File Number

100017996MS

### Section K: Declarations

Penalties may be imposed for false or misleading information in addition to penalties relating to any tax shortfalls.

**Important**

Before making this declaration check to ensure that all income has been disclosed and the annual return, all attached schedules and any additional documents are true and correct in every detail. If you leave labels blank, you will have specified a zero amount or the label was not applicable to you. If you are in doubt about any aspect of the annual return, place all the facts before the ATO.

**Privacy**

The ATO is authorised by the Taxation Administration Act 1953 to request the provision of tax file numbers (TFNs). We will use the TFN to identify the entity in our records. It is not an offence not to provide the TFN. However if you do not provide the TFN, the processing of this form may be delayed.

Taxation law authorises the ATO to collect information and disclose it to other government agencies. For information about your privacy go to [ato.gov.au/privacy](http://ato.gov.au/privacy)

**TRUSTEE'S OR DIRECTOR'S DECLARATION:**

I declare that, the current trustees and directors have authorised this annual return and it is documented as such in the SMSF's records. I have received a copy of the audit report and are aware of any matters raised therein. The information on this annual return, including any attached schedules and additional documentation is true and correct.

Authorised trustee's, director's or public officer's signature

*Graeme Cannell*  
Graeme Cannell (Mar 10, 2022 16:38 GMT+10)

Date  /  /

**Preferred trustee or director contact details:**

Title: Mr  Mrs  Miss  Ms  Other

Family name  
**Cannell**

First given name **Graeme** Other given names

Phone number

Email address

Non-individual trustee name (if applicable)

ABN of non-individual trustee

Time taken to prepare and complete this annual return  Hrs

**!** The Commissioner of Taxation, as Registrar of the Australian Business Register, may use the ABN and business details which you provide on this annual return to maintain the integrity of the register. For further information, refer to the instructions.

**TAX AGENT'S DECLARATION:**

I declare that the Self-managed superannuation fund annual return 2020 has been prepared in accordance with information provided by the trustees, that the trustees have given me a declaration stating that the information provided to me is true and correct, and that the trustees have authorised me to lodge this annual return.

Tax agent's signature

*N Harling*  
N Harling (Mar 25, 2022 08:47 GMT+10)

Date  /  /

**Tax agent's contact details**

Title: Mr  Mrs  Miss  Ms  Other

Family name  
**Harling**

First given name **Neville** Other given names

Tax agent's practice  
**Ausena Accountants**

Tax agent's phone number  
**07 32094088**

Reference number  
**GLENWOOD**

Tax agent number  
**24803722**



## Minutes of a meeting of the Trustee(s)

held on 27 February 2021 at 13 Glenwood Street, Chelmer, Queensland  
4068



---

<b>PRESENT:</b>	Graeme Cannell and Lynne Cannell
<b>MINUTES:</b>	The Chair reported that the minutes of the previous meeting had been signed as a true record.
<b>FINANCIAL STATEMENTS OF SUPERANNUATION FUND:</b>	<p>It was resolved that the financial statements would be prepared as special purpose financial statements as, in the opinion of the trustee(s), the superannuation fund is a non-reporting entity and therefore is not required to comply with all Australian Accounting Standards.</p> <p>The Chair tabled the financial statements and notes to the financial statements of the superannuation fund in respect of the year ended 30 June 2020 and it was resolved that such statements be and are hereby adopted as tabled.</p>
<b>TRUSTEE'S DECLARATION:</b>	It was resolved that the trustee's declaration of the superannuation fund be signed.
<b>ANNUAL RETURN:</b>	Being satisfied that the fund had complied with the requirements of the Superannuation Industry (Supervision) Act 1993 (SISA) and Regulations during the year ended 30 June 2020, it was resolved that the annual return be approved, signed and lodged with the Australian Taxation Office.
<b>INVESTMENT STRATEGY:</b>	The allocation of the fund's assets and the fund's investment performance over this financial year were reviewed and found to be within the acceptable ranges outlined in the investment strategy. After considering the risk, rate of return and liquidity of the investments and the ability of the fund to discharge its existing liabilities, it was resolved that the investment strategy continues to reflect the purposes and circumstances of the fund and its members. Accordingly, no changes in the investment strategy were required.
<b>ALLOCATION OF INCOME:</b>	It was resolved that the income of the fund would be allocated to the members based on their average daily balance (an alternative allocation basis may be percentage of opening balance).
<b>INVESTMENT ACQUISITIONS:</b>	It was resolved to ratify the investment acquisitions throughout the financial year ended 30 June 2020.
<b>INVESTMENT DISPOSALS:</b>	It was resolved to ratify the investment disposals throughout the financial year ended 30 June 2020.
<b>AUDITORS:</b>	<p>It was resolved that</p> <p>Trevor Benson</p> <p>of</p> <p>23 Dennis Road, Springwood, Queensland 4127</p> <p>act as auditors of the Fund for the next financial year.</p>
<b>TAX AGENTS:</b>	<p>It was resolved that</p> <p>Ausena Accountants</p> <p>act as tax agents of the Fund for the next financial year.</p>
<b>TRUSTEE STATUS:</b>	Each of the trustee(s) confirmed that they are qualified to act as trustee(s) of the fund and that they are not disqualified persons as defined by s 120 of the SISA.

## Minutes of a meeting of the Trustee(s)

held on 27 February 2021 at 13 Glenwood Street, Chelmer, Queensland  
4068



**PAYMENT OF BENEFITS:**

The trustee has ensured that any payment of benefits made from the Fund, meets the requirements of the Fund's deed and does not breach the superannuation laws in relation to:

1. making payments to members; and,
2. breaching the Fund or the member investment strategy.

The trustee has reviewed the payment of the benefit and received advice that the transfer is in accordance with the Deed and the superannuation laws. As such the trustee has resolved to allow the payment of the benefits on behalf of the member.

**CLOSURE:**

All resolutions for this meeting were made in accordance with the SISA and Regulations.

There being no further business the meeting then closed.

Signed as a true record –

*Graeme Cannell*

[Graeme Cannell \(Mar 10, 2022 16:38 GMT+10\)](#)

.....  
Graeme Cannell

Chairperson

**Minutes of Meeting of the Trustees of  
Glenwood Superannuation Fund**

**Held at:** 13 Glenwood Street, Chelmer QLD 4068

**On:** 30 October 2020

**Present:** Graeme Cannell  
Lynne Cannell

**Agenda:** Valuation of Amalgamated Australian Investment Group Limited unlisted ordinary shares as at 30 June 2020

**Resolution:** It was agreed to accept the valuation of 11.71 cents per share as advised by Agnes Kwiatkowski, completed within the last 3 years.

**Closure:** There being no further business the Chairman declared the meeting closed.

**Signed as a true record:** Signed by the Chairperson as a true and accurate record.

**Chariperson:** *Graeme Cannell*  
Graeme Cannell (Mar 10, 2022 16:38 GMT+10)  
**Graeme Cannell**  
**Director**

## Minutes of a Meeting of the Trustee(s)

held on 27 February 2021 at 13 Glenwood Street, Chelmer, Queensland 4068



**PRESENT:** Graeme Cannell and Lynne Cannell

**PENSION CONTINUATION:** Graeme Cannell wishes to continue existing Account Based Pension with a commencement date of 13/02/2008. The pension does not have a reversionary beneficiary.

The Pension Account Balance as at 01/07/2019 \$874,067.48, consisting of:

- Taxable amount of: \$89,907.52; and
- Tax Free amount of: \$784,159.96
- Tax Free proportion: 89.71%.

**TRUSTEE ACKNOWLEDGEMENT:** It was resolved that Trustee(s) have agreed to this and has taken action to ensure the following:

- The member's minimum pension payments are to be made at least annually
- An amount or percentage of the pension will not be prescribed as being left-over when the pension ceases
- The pension can be transferred only on the death of the pensioner to one of their dependants or cashed as a lump sum to the pensioner's estate.
- The Trustee(s) will comply with ATO obligations such as PAYG withholding and payment summary obligations
- The fund's trust deed provides for payment of this pension to the member
- The Trustee(s) will notify the member, in writing, of their pension amount and assessable amount each year

**PAYMENT:** It was resolved that the trustees have agreed to pay at least the minimum pension payment for the current year of \$21,850.00 in the frequency of at least an annual payment.

**CLOSURE:** Signed by the trustee(s) pursuant to the Fund Deed.

*Graeme Cannell*

Graeme Cannell (Mar 10, 2022 16:38 GMT+10)

.....  
Graeme Cannell  
Chairperson

**GLENWOOD SUPERANNUATION FUND**

**Minutes of a Meeting of the Trustee(s)**

held on 27 February 2021 at 13 Glenwood Street, Chelmer, Queensland 4068



**PRESENT:** Graeme Cannell and Lynne Cannell

**PENSION CONTINUATION:** Graeme Cannell wishes to continue existing Account Based Pension with a commencement date of 01/07/2016. The pension does not have a reversionary beneficiary.

The Pension Account Balance as at 01/07/2019 \$298,365.92, consisting of:

- Taxable amount of: \$0.00; and
- Tax Free amount of: \$298,365.92
- Tax Free proportion: 100.00%.

**TRUSTEE ACKNOWLEDGEMENT:** It was resolved that Trustee(s) have agreed to this and has taken action to ensure the following:

- The member's minimum pension payments are to be made at least annually
- An amount or percentage of the pension will not be prescribed as being left-over when the pension ceases
- The pension can be transferred only on the death of the pensioner to one of their dependants or cashed as a lump sum to the pensioner's estate.
- The Trustee(s) will comply with ATO obligations such as PAYG withholding and payment summary obligations
- The fund's trust deed provides for payment of this pension to the member
- The Trustee(s) will notify the member, in writing, of their pension amount and assessable amount each year

**PAYMENT:** It was resolved that the trustees have agreed to pay at least the minimum pension payment for the current year of \$7,460.00 in the frequency of at least an annual payment.

**CLOSURE:** Signed by the trustee(s) pursuant to the Fund Deed.

*Graeme Cannell*

Graeme Cannell (Mar 10, 2022 16:38 GMT+10)

.....  
Graeme Cannell  
Chairperson

**GLENWOOD SUPERANNUATION FUND**

**Minutes of a Meeting of the Trustee(s)**

held on 27 February 2021 at 13 Glenwood Street, Chelmer, Queensland 4068



**PRESENT:** Graeme Cannell and Lynne Cannell

**PENSION CONTINUATION:** Lynne Cannell wishes to continue existing Account Based Pension with a commencement date of 13/02/2008. The pension does not have a reversionary beneficiary.

The Pension Account Balance as at 01/07/2019 \$788,552.52, consisting of:

- Taxable amount of: \$170,208.21; and
- Tax Free amount of: \$618,344.31
- Tax Free proportion: 78.41%.

**TRUSTEE ACKNOWLEDGEMENT:** It was resolved that Trustee(s) have agreed to this and has taken action to ensure the following:

- The member's minimum pension payments are to be made at least annually
- An amount or percentage of the pension will not be prescribed as being left-over when the pension ceases
- The pension can be transferred only on the death of the pensioner to one of their dependants or cashed as a lump sum to the pensioner's estate.
- The Trustee(s) will comply with ATO obligations such as PAYG withholding and payment summary obligations
- The fund's trust deed provides for payment of this pension to the member
- The Trustee(s) will notify the member, in writing, of their pension amount and assessable amount each year

**PAYMENT:** It was resolved that the trustees have agreed to pay at least the minimum pension payment for the current year of \$19,710.00 in the frequency of at least an annual payment.

**CLOSURE:** Signed by the trustee(s) pursuant to the Fund Deed.

*Graeme Cannell*

Graeme Cannell (Mar 10, 2022 16:38 GMT+10)

Graeme Cannell  
Chairperson

**GLENWOOD SUPERANNUATION FUND**

**Minutes of a Meeting of the Trustee(s)**

held on 27 February 2021 at 13 Glenwood Street, Chelmer, Queensland 4068



**PRESENT:** Graeme Cannell and Lynne Cannell

**PENSION CONTINUATION:** Lynne Cannell wishes to continue existing Account Based Pension with a commencement date of 01/07/2016. The pension does not have a reversionary beneficiary.

The Pension Account Balance as at 01/07/2019 \$298,365.92, consisting of:

- Taxable amount of: \$0.00; and
- Tax Free amount of: \$298,365.92
- Tax Free proportion: 100.00%.

**TRUSTEE ACKNOWLEDGEMENT:** It was resolved that Trustee(s) have agreed to this and has taken action to ensure the following:

- The member's minimum pension payments are to be made at least annually
- An amount or percentage of the pension will not be prescribed as being left-over when the pension ceases
- The pension can be transferred only on the death of the pensioner to one of their dependants or cashed as a lump sum to the pensioner's estate.
- The Trustee(s) will comply with ATO obligations such as PAYG withholding and payment summary obligations
- The fund's trust deed provides for payment of this pension to the member
- The Trustee(s) will notify the member, in writing, of their pension amount and assessable amount each year

**PAYMENT:** It was resolved that the trustees have agreed to pay at least the minimum pension payment for the current year of \$7,460.00 in the frequency of at least an annual payment.

**CLOSURE:** Signed by the trustee(s) pursuant to the Fund Deed.

*Graeme Cannell*

Graeme Cannell (Mar 10, 2022 16:38 GMT+10)

Graeme Cannell  
Chairperson

24 January 2021

Mr & Mrs G & L Cannell  
13 Glenwood Street  
CHELMER QLD 4068

Dear Graeme and Lynne

**Re: Account Based Pension**

We have recently completed a review of the assets of Glenwood Superannuation Fund and your Account Based Pension accounts in the Fund as at 30 June 2020.

Based on the account balances and the legislative requirements for Account Based pensions, I have set out below the minimum income stream which must be taken for the year ending 30 June 2021.

Graeme Cannell      Account based Pension account balance is \$946,550.99  
Your age as at 1 July 2020 is 71 years

Your minimum income stream percentage is 2.5%  
Your minimum income stream applicable is **\$23,664**

Lynne Cannell      Account based Pension account balance is \$877,499.96  
Your age as at 1 July 2020 is 71 years

Your minimum income stream percentage is 2.5%  
Your minimum income stream applicable is **\$21,938**

You have a choice as to the annual income stream you are to take, between the minimum and your remaining account balance as outlined above.

Yours Sincerely,

*Graeme Cannell*  
Graeme Cannell (Mar 10, 2022 16:38 GMT+10)  
Graeme Cannell

*Lynne Cannell*  
Lynne Cannell (Mar 10, 2022 16:50 GMT+10)  
Lynne Cannell



**Private and Confidential**

Graeme Cannell  
13 Glenwood Street  
CHELMER QLD 4068

Dear Graeme

**RE: BENEFIT PAYMENT FROM GLENWOOD SUPERANNUATION FUND**

As accountants of the abovementioned superannuation fund for the year ended 30 June 2020 we are currently undertaking our processing of the fund's records. As part of this examination we request the following information regarding your payment from the fund be confirmed:

Funds received by me	\$98,798.15
----------------------	-------------

Should you have any queries regarding our request, please do not hesitate to contact the undersigned.

Yours faithfully

N Harling  
N Harling (Mar 25, 2022 08:47 GMT+10)

Neville Harling

---

Should you agree with the above information, please sign below, however should you disagree with the above information, please provide details:

If you disagree, please provide details:

---

---

---

---

---

---

Signed: Graeme Cannell  
Graeme Cannell (Mar 10, 2022 16:38 GMT+10)

Dated: \_\_\_\_\_

**Private and Confidential**

Lynne Cannell  
13 Glenwood Street  
CHELMER QLD 4068

Dear Lynne

**RE: BENEFIT PAYMENT FROM GLENWOOD SUPERANNUATION FUND**

As accountants of the abovementioned superannuation fund for the year ended 30 June 2020 we are currently undertaking our processing of the fund's records. As part of this examination we request the following information regarding your payment from the fund be confirmed:

Funds received by me	\$91,591.85
----------------------	-------------

Should you have any queries regarding our request, please do not hesitate to contact the undersigned.

Yours faithfully

*N Harling*  
N Harling (Mar 25, 2022 08:47 GMT+10)

Neville Harling

---

Should you agree with the above information, please sign below, however should you disagree with the above information, please provide details:

If you disagree, please provide details:

---

---

---

---

---

---

Signed: *Lynne Cannell*  
Lynne Cannell (Mar 10, 2022 16:50 GMT+10)

Dated: \_\_\_\_\_



**Australian Government**  
**Australian Taxation Office**

**Agent** SMSF AUSTRALIA PTY LTD  
**Client** GLENWOOD SUPERANNUATION  
FUND  
**ABN** 44 605 504 479  
**TFN** 876 714 426

## Activity statement 001

---

<b>Date generated</b>	27 April 2023
<b>Overdue</b>	\$0.00
<b>Not yet due</b>	\$0.00
<b>Balance</b>	\$0.00

## Transactions

---

0 results found - from **27 April 2021** to **27 April 2023** sorted by **processed date** ordered **newest to oldest**



**Australian Government**  
**Australian Taxation Office**

**Agent** SMSF AUSTRALIA PTY LTD  
**Client** GLENWOOD SUPERANNUATION  
 FUND  
**ABN** 44 605 504 479  
**TFN** 876 714 426

## Income tax 551

<b>Date generated</b>	27 April 2023
<b>Overdue</b>	\$0.00
<b>Not yet due</b>	\$0.00
<b>Balance</b>	\$0.00

## Transactions

3 results found - from **27 April 2021** to **27 April 2023** sorted by **processed date** ordered **newest to oldest**

Processed date	Effective date	Description	Debit (DR)	Credit (CR)	Balance
9 Aug 2022	12 Aug 2022	EFT refund for Income Tax for the period from 01 Jul 19 to 30 Jun 20	\$2,284.80		\$0.00
9 Aug 2022	9 Aug 2022	Interest on overpayment for Income Tax for the period from 01 Jul 19 to 30 Jun 20		\$3.71	\$2,284.80 CR
8 Aug 2022	30 Nov 2021	Tax return Self Man Superfund - Income Tax for the period from 01 Jul 19 to 30 Jun 20		\$2,281.09	\$2,281.09 CR