

Statement of Financial Position

Detailed Statement of Financial Position

Operating Statement

Detailed Operating Statement

Members Statement

Consolidated Members Statement

Members Summary

Notes to the Financial Statements

General Ledger

# M & S REYNOLDS SUPERANNUATION FUND

## Statement of Financial Position

As at 30 June 2018

	Note	2018 \$	2017 \$
<b>Assets</b>			
<b>Investments</b>			
Managed Investments (Australian)	2	327,132.22	283,103.65
Real Estate Properties ( Australian - Residential)	3	451,835.00	0.00
<b>Total Investments</b>		<u>778,967.22</u>	<u>283,103.65</u>
<b>Other Assets</b>			
Formation Expenses		984.00	984.00
Sundry Debtors		0.00	14,547.40
Distributions Receivable		14,936.98	0.00
Cash At Bank		6,104.05	6,240.59
BT Portfolio Wrap - Working Cash A/c		10,428.58	14,864.70
Income Tax Refundable		2,278.83	0.00
<b>Total Other Assets</b>		<u>34,732.44</u>	<u>36,636.69</u>
<b>Total Assets</b>		<u>813,699.66</u>	<u>319,740.34</u>
Less:			
<b>Liabilities</b>			
Income Tax Payable		0.00	4,171.20
PAYG Payable		2,802.00	0.00
<b>Total Liabilities</b>		<u>2,802.00</u>	<u>4,171.20</u>
<b>Net assets available to pay benefits</b>		<u>810,897.66</u>	<u>315,569.14</u>
Represented by:			
<b>Liability for accrued benefits allocated to members' accounts</b>	5, 6		
REYNOLDS, MAURICE - Accumulation		468,016.88	215,953.47
REYNOLDS, SHARON - Accumulation		342,880.78	99,615.67
<b>Total Liability for accrued benefits allocated to members' accounts</b>		<u>810,897.66</u>	<u>315,569.14</u>

Refer to compilation report

## Detailed Statement of Financial Position

As at 30 June 2018

	Note	2018 \$	2017 \$
<b>Assets</b>			
<b>Investments</b>			
Managed Investments (Australian)	2		
BT Portfolio Wrap+		327,132.22	283,103.65
Real Estate Properties ( Australian - Residential)	3		
Unit 1 / 17 Bowman Road, Caloundra		451,835.00	0.00
<b>Total Investments</b>		<u>778,967.22</u>	<u>283,103.65</u>
<b>Other Assets</b>			
Bank Accounts	4		
Cash At Bank		6,104.05	6,240.59
BT Portfolio Wrap - Working Cash A/c		10,428.58	14,864.70
Distributions Receivable			
BT Portfolio Wrap+		14,936.98	0.00
Formation Expenses		984.00	984.00
Sundry Debtors		0.00	14,547.40
Income Tax Refundable		2,278.83	0.00
<b>Total Other Assets</b>		<u>34,732.44</u>	<u>36,636.69</u>
<b>Total Assets</b>		<u>813,699.66</u>	<u>319,740.34</u>
Less:			
<b>Liabilities</b>			
Income Tax Payable		0.00	4,171.20
PAYG Payable		2,802.00	0.00
<b>Total Liabilities</b>		<u>2,802.00</u>	<u>4,171.20</u>
<b>Net assets available to pay benefits</b>		<u>810,897.66</u>	<u>315,569.14</u>
Represented By :			
<b>Liability for accrued benefits allocated to members' accounts</b>	5, 6		
REYNOLDS, MAURICE - Accumulation		468,016.88	215,953.47
REYNOLDS, SHARON - Accumulation		342,880.78	99,615.67
<b>Total Liability for accrued benefits allocated to members' accounts</b>		<u>810,897.66</u>	<u>315,569.14</u>

Refer to compilation report

# Operating Statement

For the year ended 30 June 2018

	Note	2018 \$	2017 \$
<b>Income</b>			
<b>Investment Income</b>			
Trust Distributions	8	18,628.30	10,569.85
Interest Received		266.01	174.70
Property Income	9	6,048.20	0.00
<b>Investment Gains</b>			
Changes in Market Values	10	11,420.91	20,720.68
<b>Contribution Income</b>			
Employer Contributions		39,000.00	55,000.00
Personal Non Concessional		212,155.21	0.00
Other Contributions		222,000.00	0.00
<b>Total Income</b>		<u>509,518.63</u>	<u>86,465.23</u>
<b>Expenses</b>			
Accountancy Fees		1,430.00	1,265.00
Administration Costs		0.00	2,007.59
ATO Supervisory Levy		259.00	259.00
Auditor's Remuneration		550.00	550.00
Advisor Fees		3,630.69	0.00
Bank Charges		32.50	1,650.32
Formation Cost		0.00	700.00
Property Expenses - Council Rates		439.27	0.00
Property Expenses - Insurance Premium		994.48	0.00
Property Expenses - Repairs Maintenance		220.00	0.00
<b>Total Expenses</b>		<u>7,555.94</u>	<u>6,431.91</u>
<b>Benefits accrued as a result of operations before income tax</b>		<u>501,962.69</u>	<u>80,033.32</u>
Income Tax Expense	11	6,634.17	9,857.70
<b>Benefits accrued as a result of operations</b>		<u>495,328.52</u>	<u>70,175.62</u>

## Detailed Operating Statement

For the year ended 30 June 2018

	2018 \$	2017 \$
<b>Income</b>		
<b>Investment Income</b>		
Trust Distributions		
BT Portfolio Wrap+	18,628.30	10,569.85
	<u>18,628.30</u>	<u>10,569.85</u>
Interest Received		
BT Portfolio Wrap - Working Cash A/c	63.51	167.24
Cash At Bank	202.50	7.46
	<u>266.01</u>	<u>174.70</u>
Property Income		
Unit 1 / 17 Bowman Road, Caloundra	6,048.20	0.00
	<u>6,048.20</u>	<u>0.00</u>
<b>Contribution Income</b>		
Employer Contributions - Concessional		
MAURICE REYNOLDS	24,000.00	27,500.00
SHARON REYNOLDS	15,000.00	27,500.00
	<u>39,000.00</u>	<u>55,000.00</u>
Personal Contributions - Non Concessional		
MAURICE REYNOLDS	66,577.60	0.00
SHARON REYNOLDS	145,577.61	0.00
	<u>212,155.21</u>	<u>0.00</u>
Other Contributions		
MAURICE REYNOLDS	148,000.00	0.00
SHARON REYNOLDS	74,000.00	0.00
	<u>222,000.00</u>	<u>0.00</u>
<b>Investment Gains</b>		
Unrealised Movements in Market Value		
Managed Investments (Australian)		
BT Portfolio Wrap+	11,420.91	0.00
	<u>11,420.91</u>	<u>0.00</u>
Other Revaluations	0.00	20,720.68
	<u>0.00</u>	<u>20,720.68</u>
<b>Changes in Market Values</b>	<u>11,420.91</u>	<u>20,720.68</u>
<b>Total Income</b>	<u>509,518.63</u>	<u>86,465.23</u>
<b>Expenses</b>		
Accountancy Fees	1,430.00	1,265.00
Administration Costs	0.00	2,007.59
Advisor Fees	3,630.69	0.00
ATO Supervisory Levy	259.00	259.00
Auditor's Remuneration	550.00	550.00
Bank Charges	32.50	1,650.32
Formation Cost	0.00	700.00
	<u>5,902.19</u>	<u>6,431.91</u>
Property Expenses - Council Rates		

Refer to compilation report

**M & S REYNOLDS SUPERANNUATION FUND****Detailed Operating Statement**

For the year ended 30 June 2018

	<b>2018</b>	<b>2017</b>
	<b>\$</b>	<b>\$</b>
Unit 1 / 17 Bowman Road, Caloundra	439.27	0.00
	<u>439.27</u>	<u>0.00</u>
Property Expenses - Insurance Premium		
Unit 1 / 17 Bowman Road, Caloundra	994.48	0.00
	<u>994.48</u>	<u>0.00</u>
Property Expenses - Repairs Maintenance		
Unit 1 / 17 Bowman Road, Caloundra	220.00	0.00
	<u>220.00</u>	<u>0.00</u>
<b>Total Expenses</b>	<u>7,555.94</u>	<u>6,431.91</u>
<b>Benefits accrued as a result of operations before income tax</b>	<u>501,962.69</u>	<u>80,033.32</u>
<b>Income Tax Expense</b>		
Income Tax Expense	6,634.17	9,857.70
<b>Total Income Tax</b>	<u>6,634.17</u>	<u>9,857.70</u>
<b>Benefits accrued as a result of operations</b>	<u>495,328.52</u>	<u>70,175.62</u>

*Refer to compilation report*

## Members Statement

MAURICE ALLEN REYNOLDS  
11 MATILDA CRESCENT  
BATTERY HILL, Queensland, 4551, Australia

### Your Details

Date of Birth : 31/01/1962  
Age: 56  
Tax File Number: Provided  
Date Joined Fund: 09/06/2009  
Service Period Start Date: 09/06/2009  
Date Left Fund:  
Member Code: REYMAU00001A  
Account Start Date: 09/06/2009  
Account Phase: Accumulation Phase  
Account Description: Accumulation

Nominated Beneficiaries N/A  
Vested Benefits 468,016.88  
Total Death Benefit 468,016.88

### Your Balance

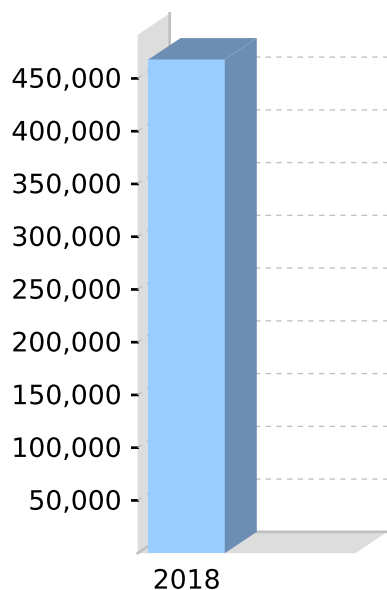
Total Benefits 468,016.88

#### Preservation Components

Preserved 467,935.51  
Unrestricted Non Preserved 81.37  
Restricted Non Preserved

#### Tax Components

Tax Free 232,103.25  
Taxable 235,913.63



### Your Detailed Account Summary

	This Year
Opening balance at 01/07/2017	215,953.47
<u>Increases to Member account during the period</u>	
Employer Contributions	24,000.00
Personal Contributions (Concessional)	
Personal Contributions (Non Concessional)	66,577.60
Government Co-Contributions	
Other Contributions	148,000.00
Proceeds of Insurance Policies	
Transfers In	
Net Earnings	18,450.50
Internal Transfer In	
<u>Decreases to Member account during the period</u>	
Pensions Paid	
Contributions Tax	3,600.00
Income Tax	1,364.69
No TFN Excess Contributions Tax	
Excess Contributions Tax	
Refund Excess Contributions	
Division 293 Tax	
Insurance Policy Premiums Paid	
Management Fees	
Member Expenses	
Benefits Paid/Transfers Out	
Superannuation Surcharge Tax	
Internal Transfer Out	
Closing balance at 30/06/2018	468,016.88

## Members Statement

SHARON LEE REYNOLDS  
11 MATILDA CRESCENT  
BATTERY HILL, Queensland, 4551, Australia

### Your Details

Date of Birth : 26/11/1962  
Age: 55  
Tax File Number: Provided  
Date Joined Fund: 09/06/2009  
Service Period Start Date: 09/06/2009  
Date Left Fund:  
Member Code: REYSHA00001A  
Account Start Date 09/06/2009  
Account Phase: Accumulation Phase  
Account Description: Accumulation

Nominated Beneficiaries N/A  
Vested Benefits 342,880.78  
Total Death Benefit 342,880.78

### Your Balance

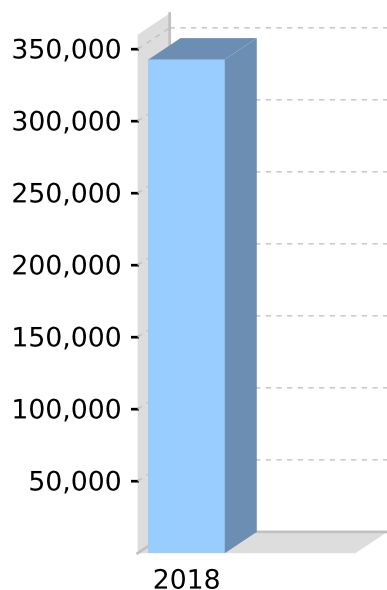
Total Benefits 342,880.78

#### Preservation Components

Preserved 342,880.78  
Unrestricted Non Preserved  
Restricted Non Preserved

#### Tax Components

Tax Free 220,939.95  
Taxable 121,940.83



### Your Detailed Account Summary

	This Year
Opening balance at 01/07/2017	99,615.67
<u>Increases to Member account during the period</u>	
Employer Contributions	15,000.00
Personal Contributions (Concessional)	
Personal Contributions (Non Concessional)	145,577.61
Government Co-Contributions	
Other Contributions	74,000.00
Proceeds of Insurance Policies	
Transfers In	
Net Earnings	11,811.11
Internal Transfer In	
<u>Decreases to Member account during the period</u>	
Pensions Paid	
Contributions Tax	2,250.00
Income Tax	873.61
No TFN Excess Contributions Tax	
Excess Contributions Tax	
Refund Excess Contributions	
Division 293 Tax	
Insurance Policy Premiums Paid	
Management Fees	
Member Expenses	
Benefits Paid/Transfers Out	
Superannuation Surcharge Tax	
Internal Transfer Out	
Closing balance at 30/06/2018	342,880.78



## Members Statement

MAURICE ALLEN REYNOLDS  
11 MATILDA CRESCENT  
BATTERY HILL, Queensland, 4551, Australia

### Your Details

Date of Birth : 31/01/1962  
Age: 56  
Tax File Number: Provided  
Date Joined Fund: 09/06/2009  
Service Period Start Date: 09/06/2009  
Date Left Fund:  
Member Code: Consolidated  
Account Start Date 09/06/2009  
Account Type: Consolidated  
Account Description: Consolidated

Vested Benefits 468,016.88  
Total Death Benefit 468,016.88  
Nominated Beneficiaries N/A

### Your Balance

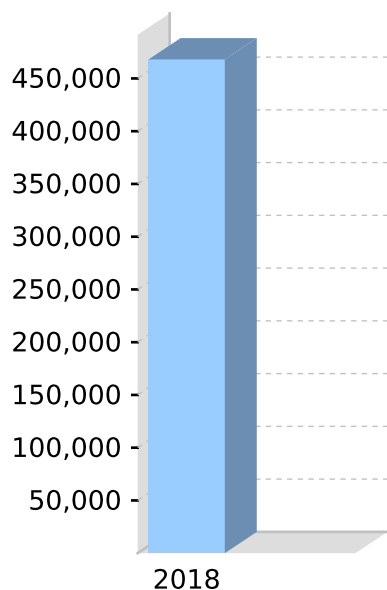
Total Benefits 468,016.88

#### Preservation Components

Preserved 467,935.51  
Unrestricted Non Preserved 81.37  
Restricted Non Preserved

#### Tax Components

Tax Free 232,103.25  
Taxable 235,913.63



### Your Detailed Account Summary

	This Year
Opening balance at 01/07/2017	215,953.47
<u>Increases to Member account during the period</u>	
Employer Contributions	24,000.00
Personal Contributions (Concessional)	
Personal Contributions (Non Concessional)	66,577.60
Government Co-Contributions	
Other Contributions	148,000.00
Proceeds of Insurance Policies	
Transfers In	
Net Earnings	18,450.50
Internal Transfer In	
<u>Decreases to Member account during the period</u>	
Pensions Paid	
Contributions Tax	3,600.00
Income Tax	1,364.69
No TFN Excess Contributions Tax	
Excess Contributions Tax	
Refund Excess Contributions	
Division 293 Tax	
Insurance Policy Premiums Paid	
Management Fees	
Member Expenses	
Benefits Paid/Transfers Out	
Superannuation Surcharge Tax	
Internal Transfer Out	
Closing balance at 30/06/2018	468,016.88

## Members Statement

SHARON LEE REYNOLDS  
11 MATILDA CRESCENT  
BATTERY HILL, Queensland, 4551, Australia

### Your Details

Date of Birth : 26/11/1962  
Age: 55  
Tax File Number: Provided  
Date Joined Fund: 09/06/2009  
Service Period Start Date: 09/06/2009  
Date Left Fund:  
Member Code: Consolidated  
Account Start Date 09/06/2009  
Account Type: Consolidated  
Account Description: Consolidated

Vested Benefits 342,880.78  
Total Death Benefit 342,880.78  
Nominated Beneficiaries N/A

### Your Balance

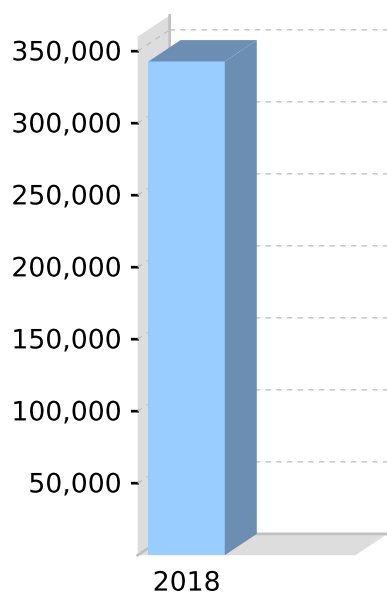
Total Benefits 342,880.78

#### Preservation Components

Preserved 342,880.78  
Unrestricted Non Preserved  
Restricted Non Preserved

#### Tax Components

Tax Free 220,939.95  
Taxable 121,940.83



### Your Detailed Account Summary

	This Year
Opening balance at 01/07/2017	99,615.67
<u>Increases to Member account during the period</u>	
Employer Contributions	15,000.00
Personal Contributions (Concessional)	
Personal Contributions (Non Concessional)	145,577.61
Government Co-Contributions	
Other Contributions	74,000.00
Proceeds of Insurance Policies	
Transfers In	
Net Earnings	11,811.11
Internal Transfer In	
<u>Decreases to Member account during the period</u>	
Pensions Paid	
Contributions Tax	2,250.00
Income Tax	873.61
No TFN Excess Contributions Tax	
Excess Contributions Tax	
Refund Excess Contributions	
Division 293 Tax	
Insurance Policy Premiums Paid	
Management Fees	
Member Expenses	
Benefits Paid/Transfers Out	
Superannuation Surcharge Tax	
Internal Transfer Out	
Closing balance at 30/06/2018	342,880.78

## M &amp; S REYNOLDS SUPERANNUATION FUND

## Members Summary Report

As at 30 June 2018



Opening Balance	Increases				Decreases						Closing Balance
	Contributions	Transfers In	Net Earnings	Insurance Proceeds	Pensions Paid	Contributions Tax	Taxes Paid	Benefits Paid/ Transfers Out	Insurance Premiums	Member Expenses	
MAURICE ALLEN REYNOLDS (Age: 56)											
REYMAU00001A - Accumulation											
215,953.47	238,577.60	0.00	18,450.50	0.00	0.00	3,600.00	1,364.69	0.00	0.00	0.00	468,016.88
215,953.47	238,577.60	0.00	18,450.50	0.00	0.00	3,600.00	1,364.69	0.00	0.00	0.00	468,016.88
SHARON LEE REYNOLDS (Age: 55)											
REYSHA00001A - Accumulation											
99,615.67	234,577.61	0.00	11,811.11	0.00	0.00	2,250.00	873.61	0.00	0.00	0.00	342,880.78
99,615.67	234,577.61	0.00	11,811.11	0.00	0.00	2,250.00	873.61	0.00	0.00	0.00	342,880.78
315,569.14	473,155.21	0.00	30,261.61	0.00	0.00	5,850.00	2,238.30	0.00	0.00	0.00	810,897.66

# Notes to the Financial Statements

For the year ended 30 June 2018

## Note 1: Summary of Significant Accounting Policies

The trustees have prepared the financial statements on the basis that the superannuation fund is a non-reporting entity because there are no users dependent on general purpose financial statements. The financial statements are therefore special purpose financial statements that have been prepared in order to meet the requirements of the Superannuation Industry (Supervision) Act 1993 and associated Regulations, the trust deed of the fund and the needs of members.

The financial statements have been prepared on a cash basis and are based on historical costs, except for investments which have been measured at market value.

The following significant accounting policies, which are consistent with the policies applied in the previous period unless otherwise stated, have been adopted in the preparation of the financial statements.

The financial statements were authorised for issue by the Trustee(s).

### a. Measurement of Investments

The fund initially recognises:

- (i) an investment when it controls the future economic benefits expected to flow from the asset. For financial assets, the trade date is considered to be the date on which control of the future economic benefits attributable to the asset passes to the fund; and
- (ii) a financial liability on the date it becomes a party to the contractual provisions of the instrument.

Investments of the fund have been measured at market value, which refers to the amount that a willing buyer could reasonably be expected to pay to acquire the asset from a willing seller if the following assumptions were made:

- that the buyer and the seller deal with each other at arm's length in relation to the sale;
- that the sale occurred after proper marketing of the asset; and
- that the buyer and the seller acted knowledgeably and prudentially in relation to the sale.

Market value has been determined as follows:

- (i) shares and other securities listed on the Australian Securities Exchange by reference to the relevant market quotations at the end of the reporting period;
- (ii) units in managed funds by reference to the unit redemption price at the end of the reporting period;
- (iii) fixed-interest securities by reference to the redemption price at the end of the reporting period;
- (iv) unlisted investments are stated at trustees' assessment based on estimated market value at balance date or where necessary, an external valuer's opinion; and
- (v) investment properties at the trustees' assessment of the market value or where necessary a qualified independent valuer's opinion at the end of reporting period.

Financial liabilities, such as trade creditors and other payables, are measured at the gross value of the outstanding balance at the end of the reporting period. The trustees have determined that the gross values of the fund's financial liabilities is equivalent to their market values. Any remeasurement changes in the gross values of non-current financial liabilities (including liabilities for members' accrued benefits) are recognised in the operating statement in the periods in which they occur.

### b. Cash and Cash Equivalents

Cash and cash equivalents include cash on hand and at call, deposits with banks and short-term, highly liquid investments that are readily convertible to cash and subject to an insignificant risk of change in value.

### c. Revenue

Revenue is recognised at the fair value of the consideration received or receivable.

#### Interest revenue

Interest revenue is recognised in respect of fixed-interest securities, and cash and cash equivalent balances. Interest revenue is recognised upon receipt.

## Notes to the Financial Statements

For the year ended 30 June 2018

**Dividend revenue**

Dividend revenue is recognised when the dividend has been paid or, in the case of dividend reinvestment schemes, when the dividend is credited to the benefit of the fund.

**Rental revenue**

Rental revenue arising from operating leases on investment properties is recognised upon receipt.

**Distribution revenue**

Distributions from unit trusts and managed funds are recognised as at the date the unit value is quoted ex-distribution and if not received at the end of the reporting period, are reflected in the statement of financial position as a receivable at market value.

**Remeasurement changes in market values**

Remeasurement changes in the market values of assets are recognised as income and determined as the difference between the market value at year-end or consideration received (if sold during the year) and the market value as at the prior year-end or cost (if acquired during the period).

**d. Liability for Accrued Benefits**

The liability for accrued benefits represents the fund's present obligation to pay benefits to members and beneficiaries, and has been calculated as the difference between the carrying amount of the assets and the carrying amount of the other payables and income tax liabilities as at the end of the reporting period.

**e. Critical Accounting Estimates and Judgements**

The preparation of financial statements requires the trustees to make judgements, estimates and assumptions that affect the application of accounting policies and the reported amounts of assets and liabilities, income and expenses. Actual results may differ from these estimates.

Estimates and underlying assumptions are reviewed on an ongoing basis. Revisions to accounting estimates are recognised in the period in which the estimate is revised and in any future period affected.

**Note 2: Managed Investments (Australian)**

	2018 \$	2017 \$
BT Portfolio Wrap+	327,132.22	283,103.65
	327,132.22	283,103.65

**Note 3: Real Estate Properties ( Australian - Residential)**

	2018 \$	2017 \$
Unit 1 / 17 Bowman Road, Caloundra	451,835.00	0.00
	451,835.00	0.00

**Note 5: Liability for Accrued Benefits**

## Notes to the Financial Statements

For the year ended 30 June 2018

	2018 \$	2017 \$
Liability for accrued benefits at beginning of year	315,569.14	0.00
Benefits accrued as a result of operations	495,328.52	70,175.62
Current year member movements	0.00	245,393.52
Liability for accrued benefits at end of year	810,897.66	315,569.14

**Note 6: Vested Benefits**

Vested benefits are benefits that are not conditional upon continued membership of the fund (or any factor other than resignation from the plan) and include benefits which members were entitled to receive had they terminated their fund membership as at the end of the reporting period.

	2018 \$	2017 \$
Vested Benefits	810,897.66	315,569.14

**Note 7: Guaranteed Benefits**

No guarantees have been made in respect of any part of the liability for accrued benefits.

**Note 8: Trust Distributions**

	2018 \$	2017 \$
BT Portfolio Wrap+	18,628.30	10,569.85
	18,628.30	10,569.85

**Note 9: Rental Income**

	2018 \$	2017 \$
Unit 1 / 17 Bowman Road, Caloundra	6,048.20	0.00
	6,048.20	0.00

**Note 10: Unrealised Movements in Market Value**

	2018 \$	2017 \$
Managed Investments (Australian)		

## Notes to the Financial Statements

For the year ended 30 June 2018

BT Portfolio Wrap+	11,420.91	0.00
	11,420.91	0.00
<b>Other Revaluations</b>		
Other Revaluations	0.00	20,720.68
	0.00	20,720.68
<b>Total Unrealised Movement</b>	11,420.91	20,720.68
<b>Realised Movements in Market Value</b>		
	<b>2018</b>	<b>2017</b>
	<b>\$</b>	<b>\$</b>
<b>Total Realised Movement</b>	0.00	0.00
<b>Changes in Market Values</b>	11,420.91	20,720.68
<b>Note 11: Income Tax Expense</b>		
The components of tax expense comprise	<b>2018</b>	<b>2017</b>
	<b>\$</b>	<b>\$</b>
Current Tax	6,634.17	9,857.70
Income Tax Expense	6,634.17	9,857.70
The prima facie tax on benefits accrued before income tax is reconciled to the income tax as follows:		
Prima facie tax payable on benefits accrued before income tax at 15%	75,294.40	0.00
Less:		
Tax effect of:		
Non Taxable Contributions	65,123.28	0.00
Increase in MV of Investments	1,713.14	0.00
Accounting Trust Distributions	2,794.25	0.00
Add:		
Tax effect of:		
Franking Credits	160.51	0.00
Foreign Credits	32.71	0.00
Net Capital Gains	1,383.00	0.00

**Notes to the Financial Statements**

For the year ended 30 June 2018

TFN Credits	24.90	0.00
Taxable Trust Distributions	461.35	0.00
Distributed Foreign Income	362.36	0.00
Rounding	(0.26)	0.00
Income Tax on Taxable Income or Loss	8,088.30	0.00
Less credits:		
Franking Credits	1,070.07	0.00
Foreign Credits	218.06	0.00
TFN Credits	166.00	0.00
Current Tax or Refund	6,634.17	0.00



# M & S REYNOLDS SUPERANNUATION FUND

## General Ledger



For The Period 01 July 2017 - 30 June 2018

Transaction Date	Description	Units	Debit	Credit	Balance \$
<b>Distributions Received (23800)</b>					
<u>BT Portfolio Wrap+ (BTWRAP)</u>					
01/09/2017	bt portfolio wrap+			24.65	24.65 CR
01/10/2017	bt portfolio wrap+			12.45	37.10 CR
01/10/2017	bt portfolio wrap+			48.74	85.84 CR
01/10/2017	bt portfolio wrap+			79.79	165.63 CR
01/10/2017	bt portfolio wrap+			142.37	308.00 CR
01/10/2017	bt portfolio wrap+			130.49	438.49 CR
01/11/2017	bt portfolio wrap+			27.35	465.84 CR
01/12/2017	bt portfolio wrap+			27.43	493.27 CR
01/01/2018	bt portfolio wrap+			27.43	520.70 CR
01/01/2018	bt portfolio wrap+			41.26	561.96 CR
01/01/2018	bt portfolio wrap+			51.01	612.97 CR
01/01/2018	bt portfolio wrap+			78.40	691.37 CR
01/01/2018	bt portfolio wrap+			87.42	778.79 CR
01/01/2018	bt portfolio wrap+			87.96	866.75 CR
01/01/2018	bt portfolio wrap+			144.63	1,011.38 CR
01/01/2018	bt portfolio wrap+			234.32	1,245.70 CR
01/01/2018	bt portfolio wrap+			378.29	1,623.99 CR
01/01/2018	bt portfolio wrap+			144.82	1,768.81 CR
01/01/2018	bt portfolio wrap+			349.58	2,118.39 CR
01/02/2018	bt portfolio wrap+			27.57	2,145.96 CR
01/03/2018	bt portfolio wrap+			27.66	2,173.62 CR
01/04/2018	bt portfolio wrap+			27.64	2,201.26 CR
01/04/2018	bt portfolio wrap+			82.88	2,284.14 CR
01/04/2018	bt portfolio wrap+			88.44	2,372.58 CR
01/04/2018	bt portfolio wrap+			100.13	2,472.71 CR
01/04/2018	bt portfolio wrap+			146.37	2,619.08 CR
01/05/2018	bt portfolio wrap+			27.74	2,646.82 CR
01/06/2018	bt portfolio wrap+			27.64	2,674.46 CR
30/06/2018	bt portfolio wrap+ 2018 debtors			14,936.98	17,611.44 CR
30/06/2018	bt portfolio wrap+ capital gains/losses on disposals		3,212.74		14,398.70 CR
30/06/2018	bt portfolio wrap+ capital gains/losses on disposals			372.25	14,770.95 CR
30/06/2018	bt portfolio wrap+ capital gains/losses on disposals			3,857.35	18,628.30 CR
			<b>3,212.74</b>	<b>21,841.04</b>	<b>18,628.30 CR</b>

### Contributions (24200)

(Contributions) REYNOLDS, MAURICE - Accumulation (REYMAU00001A)

06/07/2017	cliffbourne pty weekly super			500.00	500.00 CR
13/07/2017	cliffbourne pty weekly super			500.00	1,000.00 CR
20/07/2017	cliffbourne pty weekly super			500.00	1,500.00 CR
27/07/2017	cliffbourne pty weekly super			500.00	2,000.00 CR
03/08/2017	cliffbourne pty weekly super			500.00	2,500.00 CR
10/08/2017	cliffbourne pty weekly super			500.00	3,000.00 CR
17/08/2017	cliffbourne pty weekly super			500.00	3,500.00 CR
24/08/2017	cliffbourne pty weekly super			500.00	4,000.00 CR

# M & S REYNOLDS SUPERANNUATION FUND

## General Ledger

For The Period 01 July 2017 - 30 June 2018

Transaction Date	Description	Units	Debit	Credit	Balance \$
31/08/2017	cliffbourne pty weekly super			500.00	4,500.00 CR
07/09/2017	cliffbourne pty weekly super			500.00	5,000.00 CR
14/09/2017	cliffbourne pty weekly super			500.00	5,500.00 CR
21/09/2017	cliffbourne pty weekly super			500.00	6,000.00 CR
28/09/2017	cliffbourne pty weekly super			500.00	6,500.00 CR
05/10/2017	cliffbourne pty weekly super			500.00	7,000.00 CR
12/10/2017	cliffbourne pty weekly super			500.00	7,500.00 CR
19/10/2017	cliffbourne pty weekly super			500.00	8,000.00 CR
26/10/2017	cliffbourne pty weekly super			500.00	8,500.00 CR
02/11/2017	cliffbourne pty weekly super			500.00	9,000.00 CR
09/11/2017	cliffbourne pty weekly super			500.00	9,500.00 CR
16/11/2017	cliffbourne pty weekly super			500.00	10,000.00 CR
23/11/2017	cliffbourne pty weekly super			500.00	10,500.00 CR
30/11/2017	cliffbourne pty weekly super			500.00	11,000.00 CR
07/12/2017	cliffbourne pty weekly super			500.00	11,500.00 CR
14/12/2017	cliffbourne pty weekly super			500.00	12,000.00 CR
21/12/2017	cliffbourne pty weekly super			500.00	12,500.00 CR
28/12/2017	cliffbourne pty weekly super			500.00	13,000.00 CR
04/01/2018	cliffbourne pty weekly super			500.00	13,500.00 CR
11/01/2018	cliffbourne pty weekly super			500.00	14,000.00 CR
16/01/2018	deposit caloundra			214,536.28	228,536.28 CR
18/01/2018	cliffbourne pty weekly super			500.00	229,036.28 CR
25/01/2018	cliffbourne pty weekly super			500.00	229,536.28 CR
01/02/2018	cliffbourne pty weekly super			500.00	230,036.28 CR
08/02/2018	cliffbourne pty weekly super			500.00	230,536.28 CR
15/02/2018	cliffbourne pty weekly super			500.00	231,036.28 CR
22/02/2018	cliffbourne pty weekly super			500.00	231,536.28 CR
01/03/2018	cliffbourne pty weekly super			500.00	232,036.28 CR
06/03/2018	atm deposit handybank caloundra			41.32	232,077.60 CR
08/03/2018	cliffbourne pty weekly super			500.00	232,577.60 CR
15/03/2018	cliffbourne pty weekly super			500.00	233,077.60 CR
22/03/2018	cliffbourne pty weekly super			1,000.00	234,077.60 CR
29/03/2018	cliffbourne pty weekly super			500.00	234,577.60 CR
05/04/2018	cliffbourne pty weekly super			1,000.00	235,577.60 CR
12/04/2018	cliffbourne pty weekly super			500.00	236,077.60 CR
19/04/2018	cliffbourne pty weekly super			1,000.00	237,077.60 CR
26/04/2018	cliffbourne pty weekly super			500.00	237,577.60 CR
03/05/2018	cliffbourne pty weekly super			1,000.00	238,577.60 CR
				<b>238,577.60</b>	<b>238,577.60 CR</b>
(Contributions) REYNOLDS, SHARON - Accumulation (REYSHA00001A)					
06/07/2017	cliffbourne pty weekly super			500.00	500.00 CR
13/07/2017	cliffbourne pty weekly super			500.00	1,000.00 CR
20/07/2017	cliffbourne pty weekly super			500.00	1,500.00 CR
27/07/2017	cliffbourne pty weekly super			500.00	2,000.00 CR
03/08/2017	cliffbourne pty weekly super			500.00	2,500.00 CR
10/08/2017	cliffbourne pty weekly super			500.00	3,000.00 CR
17/08/2017	cliffbourne pty weekly super			500.00	3,500.00 CR

# M & S REYNOLDS SUPERANNUATION FUND

## General Ledger

For The Period 01 July 2017 - 30 June 2018

Transaction Date	Description	Units	Debit	Credit	Balance \$
24/08/2017	cliffbourne pty weekly super			500.00	4,000.00 CR
31/08/2017	cliffbourne pty weekly super			500.00	4,500.00 CR
07/09/2017	cliffbourne pty weekly super			500.00	5,000.00 CR
14/09/2017	cliffbourne pty weekly super			500.00	5,500.00 CR
21/09/2017	cliffbourne pty weekly super			500.00	6,000.00 CR
28/09/2017	cliffbourne pty weekly super			500.00	6,500.00 CR
05/10/2017	cliffbourne pty weekly super			500.00	7,000.00 CR
12/10/2017	cliffbourne pty weekly super			500.00	7,500.00 CR
19/10/2017	cliffbourne pty weekly super			500.00	8,000.00 CR
26/10/2017	cliffbourne pty weekly super			500.00	8,500.00 CR
02/11/2017	cliffbourne pty weekly super			500.00	9,000.00 CR
09/11/2017	cliffbourne pty weekly super			500.00	9,500.00 CR
16/11/2017	cliffbourne pty weekly super			500.00	10,000.00 CR
23/11/2017	cliffbourne pty weekly super			500.00	10,500.00 CR
30/11/2017	cliffbourne pty weekly super			500.00	11,000.00 CR
07/12/2017	cliffbourne pty weekly super			500.00	11,500.00 CR
14/12/2017	cliffbourne pty weekly super			500.00	12,000.00 CR
21/12/2017	cliffbourne pty weekly super			500.00	12,500.00 CR
28/12/2017	cliffbourne pty weekly super			500.00	13,000.00 CR
04/01/2018	cliffbourne pty weekly super			500.00	13,500.00 CR
11/01/2018	cliffbourne pty weekly super			500.00	14,000.00 CR
16/01/2018	deposit caloundra			214,536.28	228,536.28 CR
18/01/2018	cliffbourne pty weekly super			500.00	229,036.28 CR
25/01/2018	cliffbourne pty weekly super			500.00	229,536.28 CR
01/02/2018	cliffbourne pty weekly super			500.00	230,036.28 CR
08/02/2018	cliffbourne pty weekly super			500.00	230,536.28 CR
15/02/2018	cliffbourne pty weekly super			500.00	231,036.28 CR
22/02/2018	cliffbourne pty weekly super			500.00	231,536.28 CR
01/03/2018	cliffbourne pty weekly super			500.00	232,036.28 CR
06/03/2018	atm deposit handybank caloundra			41.33	232,077.61 CR
08/03/2018	cliffbourne pty weekly super			500.00	232,577.61 CR
15/03/2018	cliffbourne pty weekly super			500.00	233,077.61 CR
29/03/2018	cliffbourne pty weekly super			500.00	233,577.61 CR
12/04/2018	cliffbourne pty weekly super			500.00	234,077.61 CR
26/04/2018	cliffbourne pty weekly super			500.00	234,577.61 CR
				<b>234,577.61</b>	<b>234,577.61 CR</b>

### Changes in Market Values of Investments (24700)

#### Changes in Market Values of Investments (24700)

30/06/2018	Revaluation - 30/06/2017 @ \$283,103.650000 (Exit) - 1.000000 Units on hand (REYNOLDFUND)	32,607.66		32,607.66 DR
30/06/2018	Revaluation - 30/06/2018 @ \$327,132.220000 (Net Asset Value) - 1.000000 Units on hand (REYNOLDFUND)		44,028.57	11,420.91 CR
		<b>32,607.66</b>	<b>44,028.57</b>	<b>11,420.91 CR</b>

### Interest Received (25000)

#### BT Portfolio Wrap - Working Cash A/c (REYBTPW)

01/07/2017	Interest		32.74	32.74 CR
------------	----------	--	-------	----------

# M & S REYNOLDS SUPERANNUATION FUND

## General Ledger

For The Period 01 July 2017 - 30 June 2018

Transaction Date	Description	Units	Debit	Credit	Balance \$
01/10/2017	Interest			13.91	46.65 CR
01/01/2018	Interest			10.18	56.83 CR
01/04/2018	Interest			6.68	63.51 CR
				<b>63.51</b>	<b>63.51 CR</b>
<u>Cash At Bank (REYNOLDSCAB)</u>					
31/07/2017	interest paid			1.42	1.42 CR
31/08/2017	interest paid			1.16	2.58 CR
29/09/2017	interest paid			0.79	3.37 CR
31/10/2017	interest paid			0.92	4.29 CR
30/11/2017	interest paid			0.71	5.00 CR
29/12/2017	interest paid			0.58	5.58 CR
31/01/2018	interest paid			99.69	105.27 CR
28/02/2018	interest paid			92.54	197.81 CR
29/03/2018	interest paid			1.04	198.85 CR
30/04/2018	interest paid			1.39	200.24 CR
31/05/2018	interest paid			1.03	201.27 CR
29/06/2018	interest paid			1.23	202.50 CR
				<b>202.50</b>	<b>202.50 CR</b>
<u>Property Income (28000)</u>					
<u>Unit 1 / 17 Bowman Road, Caloundra (BOWMAN)</u>					
15/02/2018	caloundra city r/e			360.45	360.45 CR
15/03/2018	caloundra city r/e			11.45	371.90 CR
28/03/2018	caloundra city r/e			1,621.80	1,993.70 CR
13/04/2018	caloundra city r/e			405.45	2,399.15 CR
27/04/2018	caloundra city r/e			810.90	3,210.05 CR
15/05/2018	caloundra city r/e			810.90	4,020.95 CR
30/05/2018	caloundra city r/e			810.90	4,831.85 CR
15/06/2018	caloundra city r/e			1,216.35	6,048.20 CR
				<b>6,048.20</b>	<b>6,048.20 CR</b>
<u>Accountancy Fees (30100)</u>					
<u>Accountancy Fees (30100)</u>					
17/04/2018	cleave accounting		1,430.00		1,430.00 DR
			<b>1,430.00</b>		<b>1,430.00 DR</b>
<u>ATO Supervisory Levy (30400)</u>					
<u>ATO Supervisory Levy (30400)</u>					
17/04/2018	bpay tax office		259.00		259.00 DR
			<b>259.00</b>		<b>259.00 DR</b>
<u>Auditor's Remuneration (30700)</u>					
<u>Auditor's Remuneration (30700)</u>					
17/04/2018	cleave accounting		550.00		550.00 DR
			<b>550.00</b>		<b>550.00 DR</b>
<u>Advisor Fees (30900)</u>					
<u>Advisor Fees (30900)</u>					
03/07/2017	Account Keeping Fee		145.07		145.07 DR
03/07/2017	Wrap Advantage Fee Rebate			3.71	141.36 DR

# M & S REYNOLDS SUPERANNUATION FUND

## General Ledger

For The Period 01 July 2017 - 30 June 2018

Transaction Date	Description	Units	Debit	Credit	Balance \$
03/07/2017	Ongoing Adviser Fee		164.38		305.74 DR
01/08/2017	Account Keeping Fee		148.02		453.76 DR
01/08/2017	Wrap Advantage Fee Rebate			3.82	449.94 DR
01/08/2017	Ongoing Adviser Fee		169.86		619.80 DR
01/09/2017	Wrap Advantage Fee Rebate			3.82	615.98 DR
01/09/2017	Ongoing Adviser Fee		169.86		785.84 DR
01/09/2017	Account Keeping Fee		149.99		935.83 DR
03/10/2017	Account Keeping Fee		146.47		1,082.30 DR
03/10/2017	Wrap Advantage Fee Rebate			3.74	1,078.56 DR
03/10/2017	Ongoing Adviser Fee		164.38		1,242.94 DR
01/11/2017	Account Keeping Fee		148.60		1,391.54 DR
01/11/2017	Wrap Advantage Fee Rebate			4.09	1,387.45 DR
01/11/2017	Ongoing Adviser Fee		169.86		1,557.31 DR
01/12/2017	Account Keeping Fee		152.39		1,709.70 DR
01/12/2017	Wrap Advantage Fee Rebate			4.17	1,705.53 DR
01/12/2017	Ongoing Adviser Fee		164.38		1,869.91 DR
02/01/2018	Account Keeping Fee		135.43		2,005.34 DR
02/01/2018	Wrap Advantage Fee Rebate			4.37	2,000.97 DR
02/01/2018	Ongoing Adviser Fee		169.86		2,170.83 DR
01/02/2018	Wrap Advantage Fee Rebate			4.42	2,166.41 DR
01/02/2018	Account Keeping Fee		136.16		2,302.57 DR
01/02/2018	Ongoing Adviser Fee		169.86		2,472.43 DR
01/03/2018	Account Keeping Fee		122.05		2,594.48 DR
01/03/2018	Wrap Advantage Fee Rebate			4.04	2,590.44 DR
01/03/2018	Ongoing Adviser Fee		153.42		2,743.86 DR
03/04/2018	Account Keeping Fee		132.91		2,876.77 DR
03/04/2018	Wrap Advantage Fee Rebate			4.44	2,872.33 DR
03/04/2018	Ongoing Adviser Fee		169.86		3,042.19 DR
01/05/2018	Ongoing Adviser Fee		164.38		3,206.57 DR
01/05/2018	Account Keeping Fee		128.83		3,335.40 DR
01/05/2018	Wrap Advantage Fee Rebate			4.33	3,331.07 DR
01/06/2018	Account Keeping Fee		134.32		3,465.39 DR
01/06/2018	Wrap Advantage Fee Rebate			4.56	3,460.83 DR
01/06/2018	Ongoing Adviser Fee		169.86		3,630.69 DR
			<b>3,680.20</b>	<b>49.51</b>	<b>3,630.69 DR</b>

### Bank Charges (31500)

#### Bank Charges (31500)

14/02/2018	fee for telephone tfr		30.00		30.00 DR
01/03/2018	transaction fee		2.50		32.50 DR
			<b>32.50</b>		<b>32.50 DR</b>

### Property Expenses - Council Rates (41960)

#### Unit 1 / 17 Bowman Road, Caloundra (BOWMAN)

14/02/2018	wdl cash caloundra qld [settlement rates adj] [settlement ins adj] [stamp duty] [govt reg fees] [legals and outlays] [pp]		439.27		439.27 DR
			<b>439.27</b>		<b>439.27 DR</b>

# M & S REYNOLDS SUPERANNUATION FUND

## General Ledger

For The Period 01 July 2017 - 30 June 2018

Transaction Date	Description	Units	Debit	Credit	Balance \$
<b>Property Expenses - Insurance Premium (41980)</b>					
<u>Unit 1 / 17 Bowman Road, Caloundra (BOWMAN)</u>					
14/02/2018	wdl cash caloundra qld [settlement rates adj] [settlement ins adj] [stamp duty] [govt reg fees] [legals and outlays] [pp]		240.58		240.58 DR
12/06/2018	deposit walden racq [deposit walden racq (half body corp ins)]			753.89	513.31 CR
20/06/2018	bpay racq insur		1,507.79		994.48 DR
			<b>1,748.37</b>	<b>753.89</b>	<b>994.48 DR</b>
<b>Property Expenses - Repairs Maintenance (42060)</b>					
<u>Unit 1 / 17 Bowman Road, Caloundra (BOWMAN)</u>					
02/03/2018	allchin aircon		88.00		88.00 DR
06/03/2018	dicky beach plumbing		132.00		220.00 DR
			<b>220.00</b>		<b>220.00 DR</b>
<b>Income Tax Expense (48500)</b>					
<u>Income Tax Expense (48500)</u>					
30/06/2018	Create Entries - Franking Credits Adjustment - 30/06/2018			1,070.07	1,070.07 CR
30/06/2018	Create Entries - TFN Credits Adjustment - 30/06/2018			166.00	1,236.07 CR
30/06/2018	Create Entries - Foreign Credits Adjustment - 30/06/2018			218.06	1,454.13 CR
30/06/2018	Create Entries - Income Tax Expense - 30/06/2018		8,088.30		6,634.17 DR
			<b>8,088.30</b>	<b>1,454.13</b>	<b>6,634.17 DR</b>
<b>Profit/Loss Allocation Account (49000)</b>					
<u>Profit/Loss Allocation Account (49000)</u>					
06/07/2017	System Member Journals		425.00		425.00 DR
06/07/2017	System Member Journals		425.00		850.00 DR
13/07/2017	System Member Journals		425.00		1,275.00 DR
13/07/2017	System Member Journals		425.00		1,700.00 DR
20/07/2017	System Member Journals		425.00		2,125.00 DR
20/07/2017	System Member Journals		425.00		2,550.00 DR
27/07/2017	System Member Journals		425.00		2,975.00 DR
27/07/2017	System Member Journals		425.00		3,400.00 DR
03/08/2017	System Member Journals		425.00		3,825.00 DR
03/08/2017	System Member Journals		425.00		4,250.00 DR
10/08/2017	System Member Journals		425.00		4,675.00 DR
10/08/2017	System Member Journals		425.00		5,100.00 DR
17/08/2017	System Member Journals		425.00		5,525.00 DR
17/08/2017	System Member Journals		425.00		5,950.00 DR
24/08/2017	System Member Journals		425.00		6,375.00 DR
24/08/2017	System Member Journals		425.00		6,800.00 DR
31/08/2017	System Member Journals		425.00		7,225.00 DR
31/08/2017	System Member Journals		425.00		7,650.00 DR
07/09/2017	System Member Journals		425.00		8,075.00 DR
07/09/2017	System Member Journals		425.00		8,500.00 DR
14/09/2017	System Member Journals		425.00		8,925.00 DR
14/09/2017	System Member Journals		425.00		9,350.00 DR

# M & S REYNOLDS SUPERANNUATION FUND

## General Ledger

For The Period 01 July 2017 - 30 June 2018

Transaction Date	Description	Units	Debit	Credit	Balance \$
21/09/2017	System Member Journals		425.00		9,775.00 DR
21/09/2017	System Member Journals		425.00		10,200.00 DR
28/09/2017	System Member Journals		425.00		10,625.00 DR
28/09/2017	System Member Journals		425.00		11,050.00 DR
05/10/2017	System Member Journals		425.00		11,475.00 DR
05/10/2017	System Member Journals		425.00		11,900.00 DR
12/10/2017	System Member Journals		425.00		12,325.00 DR
12/10/2017	System Member Journals		425.00		12,750.00 DR
19/10/2017	System Member Journals		425.00		13,175.00 DR
19/10/2017	System Member Journals		425.00		13,600.00 DR
26/10/2017	System Member Journals		425.00		14,025.00 DR
26/10/2017	System Member Journals		425.00		14,450.00 DR
02/11/2017	System Member Journals		425.00		14,875.00 DR
02/11/2017	System Member Journals		425.00		15,300.00 DR
09/11/2017	System Member Journals		425.00		15,725.00 DR
09/11/2017	System Member Journals		425.00		16,150.00 DR
16/11/2017	System Member Journals		425.00		16,575.00 DR
16/11/2017	System Member Journals		425.00		17,000.00 DR
23/11/2017	System Member Journals		425.00		17,425.00 DR
23/11/2017	System Member Journals		425.00		17,850.00 DR
30/11/2017	System Member Journals		425.00		18,275.00 DR
30/11/2017	System Member Journals		425.00		18,700.00 DR
07/12/2017	System Member Journals		425.00		19,125.00 DR
07/12/2017	System Member Journals		425.00		19,550.00 DR
14/12/2017	System Member Journals		425.00		19,975.00 DR
14/12/2017	System Member Journals		425.00		20,400.00 DR
21/12/2017	System Member Journals		425.00		20,825.00 DR
21/12/2017	System Member Journals		425.00		21,250.00 DR
28/12/2017	System Member Journals		425.00		21,675.00 DR
28/12/2017	System Member Journals		425.00		22,100.00 DR
04/01/2018	System Member Journals		425.00		22,525.00 DR
04/01/2018	System Member Journals		425.00		22,950.00 DR
11/01/2018	System Member Journals		425.00		23,375.00 DR
11/01/2018	System Member Journals		425.00		23,800.00 DR
16/01/2018	System Member Journals		214,536.28		238,336.28 DR
16/01/2018	System Member Journals		214,536.28		452,872.56 DR
18/01/2018	System Member Journals		425.00		453,297.56 DR
18/01/2018	System Member Journals		425.00		453,722.56 DR
25/01/2018	System Member Journals		425.00		454,147.56 DR
25/01/2018	System Member Journals		425.00		454,572.56 DR
01/02/2018	System Member Journals		425.00		454,997.56 DR
01/02/2018	System Member Journals		500.00		455,497.56 DR
08/02/2018	System Member Journals		425.00		455,922.56 DR
08/02/2018	System Member Journals		500.00		456,422.56 DR
15/02/2018	System Member Journals		425.00		456,847.56 DR
15/02/2018	System Member Journals		500.00		457,347.56 DR
22/02/2018	System Member Journals		425.00		457,772.56 DR



# M & S REYNOLDS SUPERANNUATION FUND

## General Ledger

For The Period 01 July 2017 - 30 June 2018

Transaction Date	Description	Units	Debit	Credit	Balance \$
22/02/2018	System Member Journals		500.00		458,272.56 DR
01/03/2018	System Member Journals		425.00		458,697.56 DR
01/03/2018	System Member Journals		500.00		459,197.56 DR
06/03/2018	System Member Journals		41.32		459,238.88 DR
06/03/2018	System Member Journals		41.33		459,280.21 DR
08/03/2018	System Member Journals		425.00		459,705.21 DR
08/03/2018	System Member Journals		500.00		460,205.21 DR
15/03/2018	System Member Journals		425.00		460,630.21 DR
15/03/2018	System Member Journals		500.00		461,130.21 DR
22/03/2018	System Member Journals		850.00		461,980.21 DR
29/03/2018	System Member Journals		425.00		462,405.21 DR
29/03/2018	System Member Journals		500.00		462,905.21 DR
05/04/2018	System Member Journals		850.00		463,755.21 DR
12/04/2018	System Member Journals		425.00		464,180.21 DR
12/04/2018	System Member Journals		500.00		464,680.21 DR
19/04/2018	System Member Journals		850.00		465,530.21 DR
26/04/2018	System Member Journals		425.00		465,955.21 DR
26/04/2018	System Member Journals		500.00		466,455.21 DR
03/05/2018	System Member Journals		850.00		467,305.21 DR
30/06/2018	Create Entries - Profit/Loss Allocation - 30/06/2018		18,450.50		485,755.71 DR
30/06/2018	Create Entries - Profit/Loss Allocation - 30/06/2018		11,811.11		497,566.82 DR
30/06/2018	Create Entries - Income Tax Expense Allocation - 30/06/2018			1,364.69	496,202.13 DR
30/06/2018	Create Entries - Income Tax Expense Allocation - 30/06/2018			873.61	495,328.52 DR
			<b>497,566.82</b>	<b>2,238.30</b>	<b>495,328.52 DR</b>

### Opening Balance (50010)

(Opening Balance) REYNOLDS, MAURICE - Accumulation (REYMAU00001A)

01/07/2017	Opening Balance				215,953.47 CR
					<b>215,953.47 CR</b>

(Opening Balance) REYNOLDS, SHARON - Accumulation (REYSHA00001A)

01/07/2017	Opening Balance				99,615.67 CR
					<b>99,615.67 CR</b>

### Contributions (52420)

(Contributions) REYNOLDS, MAURICE - Accumulation (REYMAU00001A)

06/07/2017	System Member Journals			500.00	500.00 CR
13/07/2017	System Member Journals			500.00	1,000.00 CR
20/07/2017	System Member Journals			500.00	1,500.00 CR
27/07/2017	System Member Journals			500.00	2,000.00 CR
03/08/2017	System Member Journals			500.00	2,500.00 CR
10/08/2017	System Member Journals			500.00	3,000.00 CR
17/08/2017	System Member Journals			500.00	3,500.00 CR
24/08/2017	System Member Journals			500.00	4,000.00 CR
31/08/2017	System Member Journals			500.00	4,500.00 CR
07/09/2017	System Member Journals			500.00	5,000.00 CR
14/09/2017	System Member Journals			500.00	5,500.00 CR



# M & S REYNOLDS SUPERANNUATION FUND

## General Ledger

For The Period 01 July 2017 - 30 June 2018

Transaction Date	Description	Units	Debit	Credit	Balance \$
21/09/2017	System Member Journals			500.00	6,000.00 CR
28/09/2017	System Member Journals			500.00	6,500.00 CR
05/10/2017	System Member Journals			500.00	7,000.00 CR
12/10/2017	System Member Journals			500.00	7,500.00 CR
19/10/2017	System Member Journals			500.00	8,000.00 CR
26/10/2017	System Member Journals			500.00	8,500.00 CR
02/11/2017	System Member Journals			500.00	9,000.00 CR
09/11/2017	System Member Journals			500.00	9,500.00 CR
16/11/2017	System Member Journals			500.00	10,000.00 CR
23/11/2017	System Member Journals			500.00	10,500.00 CR
30/11/2017	System Member Journals			500.00	11,000.00 CR
07/12/2017	System Member Journals			500.00	11,500.00 CR
14/12/2017	System Member Journals			500.00	12,000.00 CR
21/12/2017	System Member Journals			500.00	12,500.00 CR
28/12/2017	System Member Journals			500.00	13,000.00 CR
04/01/2018	System Member Journals			500.00	13,500.00 CR
11/01/2018	System Member Journals			500.00	14,000.00 CR
16/01/2018	System Member Journals			214,536.28	228,536.28 CR
18/01/2018	System Member Journals			500.00	229,036.28 CR
25/01/2018	System Member Journals			500.00	229,536.28 CR
01/02/2018	System Member Journals			500.00	230,036.28 CR
08/02/2018	System Member Journals			500.00	230,536.28 CR
15/02/2018	System Member Journals			500.00	231,036.28 CR
22/02/2018	System Member Journals			500.00	231,536.28 CR
01/03/2018	System Member Journals			500.00	232,036.28 CR
06/03/2018	System Member Journals			41.32	232,077.60 CR
08/03/2018	System Member Journals			500.00	232,577.60 CR
15/03/2018	System Member Journals			500.00	233,077.60 CR
22/03/2018	System Member Journals			1,000.00	234,077.60 CR
29/03/2018	System Member Journals			500.00	234,577.60 CR
05/04/2018	System Member Journals			1,000.00	235,577.60 CR
12/04/2018	System Member Journals			500.00	236,077.60 CR
19/04/2018	System Member Journals			1,000.00	237,077.60 CR
26/04/2018	System Member Journals			500.00	237,577.60 CR
03/05/2018	System Member Journals			1,000.00	238,577.60 CR
				<b>238,577.60</b>	<b>238,577.60 CR</b>
<u>(Contributions) REYNOLDS, SHARON - Accumulation (REYSHA00001A)</u>					
06/07/2017	System Member Journals			500.00	500.00 CR
13/07/2017	System Member Journals			500.00	1,000.00 CR
20/07/2017	System Member Journals			500.00	1,500.00 CR
27/07/2017	System Member Journals			500.00	2,000.00 CR
03/08/2017	System Member Journals			500.00	2,500.00 CR
10/08/2017	System Member Journals			500.00	3,000.00 CR
17/08/2017	System Member Journals			500.00	3,500.00 CR
24/08/2017	System Member Journals			500.00	4,000.00 CR
31/08/2017	System Member Journals			500.00	4,500.00 CR
07/09/2017	System Member Journals			500.00	5,000.00 CR

# M & S REYNOLDS SUPERANNUATION FUND

## General Ledger

For The Period 01 July 2017 - 30 June 2018

Transaction Date	Description	Units	Debit	Credit	Balance \$
14/09/2017	System Member Journals			500.00	5,500.00 CR
21/09/2017	System Member Journals			500.00	6,000.00 CR
28/09/2017	System Member Journals			500.00	6,500.00 CR
05/10/2017	System Member Journals			500.00	7,000.00 CR
12/10/2017	System Member Journals			500.00	7,500.00 CR
19/10/2017	System Member Journals			500.00	8,000.00 CR
26/10/2017	System Member Journals			500.00	8,500.00 CR
02/11/2017	System Member Journals			500.00	9,000.00 CR
09/11/2017	System Member Journals			500.00	9,500.00 CR
16/11/2017	System Member Journals			500.00	10,000.00 CR
23/11/2017	System Member Journals			500.00	10,500.00 CR
30/11/2017	System Member Journals			500.00	11,000.00 CR
07/12/2017	System Member Journals			500.00	11,500.00 CR
14/12/2017	System Member Journals			500.00	12,000.00 CR
21/12/2017	System Member Journals			500.00	12,500.00 CR
28/12/2017	System Member Journals			500.00	13,000.00 CR
04/01/2018	System Member Journals			500.00	13,500.00 CR
11/01/2018	System Member Journals			500.00	14,000.00 CR
16/01/2018	System Member Journals			214,536.28	228,536.28 CR
18/01/2018	System Member Journals			500.00	229,036.28 CR
25/01/2018	System Member Journals			500.00	229,536.28 CR
01/02/2018	System Member Journals			500.00	230,036.28 CR
08/02/2018	System Member Journals			500.00	230,536.28 CR
15/02/2018	System Member Journals			500.00	231,036.28 CR
22/02/2018	System Member Journals			500.00	231,536.28 CR
01/03/2018	System Member Journals			500.00	232,036.28 CR
06/03/2018	System Member Journals			41.33	232,077.61 CR
08/03/2018	System Member Journals			500.00	232,577.61 CR
15/03/2018	System Member Journals			500.00	233,077.61 CR
29/03/2018	System Member Journals			500.00	233,577.61 CR
12/04/2018	System Member Journals			500.00	234,077.61 CR
26/04/2018	System Member Journals			500.00	234,577.61 CR
				<b>234,577.61</b>	<b>234,577.61 CR</b>

### Share of Profit/(Loss) (53100)

(Share of Profit/(Loss)) REYNOLDS, MAURICE - Accumulation (REYMAU00001A)

30/06/2018	Create Entries - Profit/Loss Allocation - 30/06/2018			18,450.50	18,450.50 CR
				<b>18,450.50</b>	<b>18,450.50 CR</b>

(Share of Profit/(Loss)) REYNOLDS, SHARON - Accumulation (REYSHA00001A)

30/06/2018	Create Entries - Profit/Loss Allocation - 30/06/2018			11,811.11	11,811.11 CR
				<b>11,811.11</b>	<b>11,811.11 CR</b>

### Income Tax (53330)

(Income Tax) REYNOLDS, MAURICE - Accumulation (REYMAU00001A)

30/06/2018	Create Entries - Income Tax Expense Allocation - 30/06/2018		1,364.69		1,364.69 DR
			<b>1,364.69</b>		<b>1,364.69 DR</b>

(Income Tax) REYNOLDS, SHARON - Accumulation (REYSHA00001A)

# M & S REYNOLDS SUPERANNUATION FUND

## General Ledger

For The Period 01 July 2017 - 30 June 2018

Transaction Date	Description	Units	Debit	Credit	Balance \$
30/06/2018	Create Entries - Income Tax Expense Allocation - 30/06/2018		873.61		873.61 DR
			<b>873.61</b>		<b>873.61 DR</b>

### Contributions Tax (53800)

(Contributions Tax) REYNOLDS, MAURICE - Accumulation (REYMAU00001A)

06/07/2017	System Member Journals		75.00		75.00 DR
13/07/2017	System Member Journals		75.00		150.00 DR
20/07/2017	System Member Journals		75.00		225.00 DR
27/07/2017	System Member Journals		75.00		300.00 DR
03/08/2017	System Member Journals		75.00		375.00 DR
10/08/2017	System Member Journals		75.00		450.00 DR
17/08/2017	System Member Journals		75.00		525.00 DR
24/08/2017	System Member Journals		75.00		600.00 DR
31/08/2017	System Member Journals		75.00		675.00 DR
07/09/2017	System Member Journals		75.00		750.00 DR
14/09/2017	System Member Journals		75.00		825.00 DR
21/09/2017	System Member Journals		75.00		900.00 DR
28/09/2017	System Member Journals		75.00		975.00 DR
05/10/2017	System Member Journals		75.00		1,050.00 DR
12/10/2017	System Member Journals		75.00		1,125.00 DR
19/10/2017	System Member Journals		75.00		1,200.00 DR
26/10/2017	System Member Journals		75.00		1,275.00 DR
02/11/2017	System Member Journals		75.00		1,350.00 DR
09/11/2017	System Member Journals		75.00		1,425.00 DR
16/11/2017	System Member Journals		75.00		1,500.00 DR
23/11/2017	System Member Journals		75.00		1,575.00 DR
30/11/2017	System Member Journals		75.00		1,650.00 DR
07/12/2017	System Member Journals		75.00		1,725.00 DR
14/12/2017	System Member Journals		75.00		1,800.00 DR
21/12/2017	System Member Journals		75.00		1,875.00 DR
28/12/2017	System Member Journals		75.00		1,950.00 DR
04/01/2018	System Member Journals		75.00		2,025.00 DR
11/01/2018	System Member Journals		75.00		2,100.00 DR
18/01/2018	System Member Journals		75.00		2,175.00 DR
25/01/2018	System Member Journals		75.00		2,250.00 DR
01/02/2018	System Member Journals		75.00		2,325.00 DR
08/02/2018	System Member Journals		75.00		2,400.00 DR
15/02/2018	System Member Journals		75.00		2,475.00 DR
22/02/2018	System Member Journals		75.00		2,550.00 DR
01/03/2018	System Member Journals		75.00		2,625.00 DR
08/03/2018	System Member Journals		75.00		2,700.00 DR
15/03/2018	System Member Journals		75.00		2,775.00 DR
22/03/2018	System Member Journals		150.00		2,925.00 DR
29/03/2018	System Member Journals		75.00		3,000.00 DR
05/04/2018	System Member Journals		150.00		3,150.00 DR
12/04/2018	System Member Journals		75.00		3,225.00 DR
19/04/2018	System Member Journals		150.00		3,375.00 DR

# M & S REYNOLDS SUPERANNUATION FUND

## General Ledger

For The Period 01 July 2017 - 30 June 2018

Transaction Date	Description	Units	Debit	Credit	Balance \$
26/04/2018	System Member Journals		75.00		3,450.00 DR
03/05/2018	System Member Journals		150.00		3,600.00 DR
			<b>3,600.00</b>		<b>3,600.00 DR</b>
<u>(Contributions Tax) REYNOLDS, SHARON - Accumulation (REYSHA00001A)</u>					
06/07/2017	System Member Journals		75.00		75.00 DR
13/07/2017	System Member Journals		75.00		150.00 DR
20/07/2017	System Member Journals		75.00		225.00 DR
27/07/2017	System Member Journals		75.00		300.00 DR
03/08/2017	System Member Journals		75.00		375.00 DR
10/08/2017	System Member Journals		75.00		450.00 DR
17/08/2017	System Member Journals		75.00		525.00 DR
24/08/2017	System Member Journals		75.00		600.00 DR
31/08/2017	System Member Journals		75.00		675.00 DR
07/09/2017	System Member Journals		75.00		750.00 DR
14/09/2017	System Member Journals		75.00		825.00 DR
21/09/2017	System Member Journals		75.00		900.00 DR
28/09/2017	System Member Journals		75.00		975.00 DR
05/10/2017	System Member Journals		75.00		1,050.00 DR
12/10/2017	System Member Journals		75.00		1,125.00 DR
19/10/2017	System Member Journals		75.00		1,200.00 DR
26/10/2017	System Member Journals		75.00		1,275.00 DR
02/11/2017	System Member Journals		75.00		1,350.00 DR
09/11/2017	System Member Journals		75.00		1,425.00 DR
16/11/2017	System Member Journals		75.00		1,500.00 DR
23/11/2017	System Member Journals		75.00		1,575.00 DR
30/11/2017	System Member Journals		75.00		1,650.00 DR
07/12/2017	System Member Journals		75.00		1,725.00 DR
14/12/2017	System Member Journals		75.00		1,800.00 DR
21/12/2017	System Member Journals		75.00		1,875.00 DR
28/12/2017	System Member Journals		75.00		1,950.00 DR
04/01/2018	System Member Journals		75.00		2,025.00 DR
11/01/2018	System Member Journals		75.00		2,100.00 DR
18/01/2018	System Member Journals		75.00		2,175.00 DR
25/01/2018	System Member Journals		75.00		2,250.00 DR
			<b>2,250.00</b>		<b>2,250.00 DR</b>

### Bank Accounts (60400)

#### BT Portfolio Wrap - Working Cash A/c (REYBTPW)

01/07/2017	Opening Balance				14,864.70 DR
01/07/2017	Interest		32.74		14,897.44 DR
03/07/2017	Account Keeping Fee			145.07	14,752.37 DR
03/07/2017	Wrap Advantage Fee Rebate		3.71		14,756.08 DR
03/07/2017	Ongoing Adviser Fee			164.38	14,591.70 DR
20/07/2017	payt authority to btiss [Regular Deposit]		4,000.00		18,591.70 DR
01/08/2017	Account Keeping Fee			148.02	18,443.68 DR
01/08/2017	Wrap Advantage Fee Rebate		3.82		18,447.50 DR
01/08/2017	Ongoing Adviser Fee			169.86	18,277.64 DR

# M & S REYNOLDS SUPERANNUATION FUND

## General Ledger

For The Period 01 July 2017 - 30 June 2018

Transaction Date	Description	Units	Debit	Credit	Balance \$
21/08/2017	payt authority to btiss [Regular Deposit]		4,000.00		22,277.64 DR
01/09/2017	Account Keeping Fee			149.99	22,127.65 DR
01/09/2017	Wrap Advantage Fee Rebate		3.82		22,131.47 DR
01/09/2017	Ongoing Adviser Fee			169.86	21,961.61 DR
20/09/2017	payt authority to btiss [Regular Deposit]		4,000.00		25,961.61 DR
01/10/2017	Interest		13.91		25,975.52 DR
03/10/2017	Account Keeping Fee			146.47	25,829.05 DR
03/10/2017	Wrap Advantage Fee Rebate		3.74		25,832.79 DR
03/10/2017	Ongoing Adviser Fee			164.38	25,668.41 DR
20/10/2017	payt authority to btiss [Regular Deposit]		4,000.00		29,668.41 DR
27/10/2017	Pref. Portfolio Withdrawal: Trade			1,074.85	28,593.56 DR
27/10/2017	Pref. Portfolio Withdrawal: Trade			1,008.87	27,584.69 DR
27/10/2017	Pref. Portfolio Withdrawal: Trade			224.45	27,360.24 DR
27/10/2017	Pref. Portfolio Withdrawal: Trade			1,148.33	26,211.91 DR
27/10/2017	Pref. Portfolio Withdrawal: Trade			2,009.49	24,202.42 DR
27/10/2017	Pref. Portfolio Withdrawal: Trade			159.93	24,042.49 DR
27/10/2017	Pref. Portfolio Withdrawal: Trade			1,125.20	22,917.29 DR
27/10/2017	Pref. Portfolio Withdrawal: Trade			1,961.91	20,955.38 DR
27/10/2017	Pref. Portfolio Withdrawal: Trade			1,730.78	19,224.60 DR
27/10/2017	Pref. Portfolio Withdrawal: Trade			1,523.55	17,701.05 DR
27/10/2017	Pref. Portfolio Withdrawal: Trade			1,318.08	16,382.97 DR
27/10/2017	Pref. Portfolio Withdrawal: Trade			1,429.49	14,953.48 DR
27/10/2017	Pref. Portfolio Withdrawal: Trade			2,949.75	12,003.73 DR
27/10/2017	Pref. Portfolio Withdrawal: Trade			2,290.60	9,713.13 DR
31/10/2017	Trade		24,000.52		33,713.65 DR
31/10/2017	Trade		7,511.64		41,225.29 DR
01/11/2017	Trade		12,558.73		53,784.02 DR
01/11/2017	Pref. Portfolio Withdrawal: Trade			28,890.04	24,893.98 DR
01/11/2017	Account Keeping Fee			148.60	24,745.38 DR
01/11/2017	Wrap Advantage Fee Rebate		4.09		24,749.47 DR
01/11/2017	Ongoing Adviser Fee			169.86	24,579.61 DR
02/11/2017	Pref. Portfolio Withdrawal: Trade			19,260.03	5,319.58 DR
20/11/2017	payt authority to btiss [Regular Deposit]		4,000.00		9,319.58 DR
01/12/2017	Account Keeping Fee			152.39	9,167.19 DR
01/12/2017	Wrap Advantage Fee Rebate		4.17		9,171.36 DR
01/12/2017	Ongoing Adviser Fee			164.38	9,006.98 DR
20/12/2017	payt authority to btiss [Regular Deposit]		4,000.00		13,006.98 DR
01/01/2018	Interest		10.18		13,017.16 DR
02/01/2018	Account Keeping Fee			135.43	12,881.73 DR
02/01/2018	Wrap Advantage Fee Rebate		4.37		12,886.10 DR
02/01/2018	Ongoing Adviser Fee			169.86	12,716.24 DR
22/01/2018	payt authority to btiss [Regular Deposit]		4,000.00		16,716.24 DR
01/02/2018	Account Keeping Fee			136.16	16,580.08 DR
01/02/2018	Wrap Advantage Fee Rebate		4.42		16,584.50 DR
01/02/2018	Ongoing Adviser Fee			169.86	16,414.64 DR

# M & S REYNOLDS SUPERANNUATION FUND

## General Ledger

For The Period 01 July 2017 - 30 June 2018

Transaction Date	Description	Units	Debit	Credit	Balance \$
09/02/2018	Trade		9,665.52		26,080.16 DR
13/02/2018	deposit btiss [Partial Bank Direct]			23,500.00	2,580.16 DR
20/02/2018	payt authority to btiss [Regular Deposit]		1,000.00		3,580.16 DR
01/03/2018	Account Keeping Fee			122.05	3,458.11 DR
01/03/2018	Wrap Advantage Fee Rebate		4.04		3,462.15 DR
01/03/2018	Ongoing Adviser Fee			153.42	3,308.73 DR
20/03/2018	payt authority to btiss [Regular Deposit]		4,000.00		7,308.73 DR
01/04/2018	Interest		6.68		7,315.41 DR
03/04/2018	Account Keeping Fee			132.91	7,182.50 DR
03/04/2018	Wrap Advantage Fee Rebate		4.44		7,186.94 DR
03/04/2018	Ongoing Adviser Fee			169.86	7,017.08 DR
20/04/2018	payt authority to btiss [Regular Deposit]		4,000.00		11,017.08 DR
01/05/2018	Account Keeping Fee			128.83	10,888.25 DR
01/05/2018	Wrap Advantage Fee Rebate		4.33		10,892.58 DR
01/05/2018	Ongoing Adviser Fee			164.38	10,728.20 DR
01/06/2018	Account Keeping Fee			134.32	10,593.88 DR
01/06/2018	Wrap Advantage Fee Rebate		4.56		10,598.44 DR
01/06/2018	Ongoing Adviser Fee			169.86	10,428.58 DR
			<b>90,849.43</b>	<b>95,285.55</b>	<b>10,428.58 DR</b>
<u>Cash At Bank (REYNOLDSCAB)</u>					
01/07/2017	Opening Balance				6,240.59 DR
06/07/2017	cliffbourne Pty weekly super		1,000.00		7,240.59 DR
13/07/2017	cliffbourne Pty weekly super		1,000.00		8,240.59 DR
20/07/2017	cliffbourne Pty weekly super		1,000.00		9,240.59 DR
20/07/2017	payt authority to btiss [Regular Deposit]			4,000.00	5,240.59 DR
27/07/2017	cliffbourne Pty weekly super		1,000.00		6,240.59 DR
31/07/2017	interest paid		1.42		6,242.01 DR
03/08/2017	cliffbourne Pty weekly super		1,000.00		7,242.01 DR
10/08/2017	cliffbourne Pty weekly super		1,000.00		8,242.01 DR
16/08/2017	bpay tax office			3,590.00	4,652.01 DR
17/08/2017	cliffbourne Pty weekly super		1,000.00		5,652.01 DR
21/08/2017	payt authority to btiss [Regular Deposit]			4,000.00	1,652.01 DR
24/08/2017	cliffbourne Pty weekly super		1,000.00		2,652.01 DR
31/08/2017	interest paid		1.16		2,653.17 DR
31/08/2017	cliffbourne Pty weekly super		1,000.00		3,653.17 DR
07/09/2017	cliffbourne Pty weekly super		1,000.00		4,653.17 DR
14/09/2017	cliffbourne Pty weekly super		1,000.00		5,653.17 DR
20/09/2017	payt authority to btiss [Regular Deposit]			4,000.00	1,653.17 DR
21/09/2017	cliffbourne Pty weekly super		1,000.00		2,653.17 DR
28/09/2017	cliffbourne Pty weekly super		1,000.00		3,653.17 DR
29/09/2017	interest paid		0.79		3,653.96 DR
05/10/2017	cliffbourne Pty weekly super		1,000.00		4,653.96 DR
12/10/2017	cliffbourne Pty weekly super		1,000.00		5,653.96 DR
19/10/2017	cliffbourne Pty weekly super		1,000.00		6,653.96 DR

# M & S REYNOLDS SUPERANNUATION FUND

## General Ledger

For The Period 01 July 2017 - 30 June 2018

Transaction Date	Description	Units	Debit	Credit	Balance \$
20/10/2017	payt authority to btiss [Regular Deposit]			4,000.00	2,653.96 DR
26/10/2017	cliffbourne pty weekly super		1,000.00		3,653.96 DR
31/10/2017	interest paid		0.92		3,654.88 DR
02/11/2017	cliffbourne pty weekly super		1,000.00		4,654.88 DR
09/11/2017	cliffbourne pty weekly super		1,000.00		5,654.88 DR
13/11/2017	bpay tax office			2,037.00	3,617.88 DR
16/11/2017	cliffbourne pty weekly super		1,000.00		4,617.88 DR
20/11/2017	payt authority to btiss [Regular Deposit]			4,000.00	617.88 DR
23/11/2017	cliffbourne pty weekly super		1,000.00		1,617.88 DR
30/11/2017	interest paid		0.71		1,618.59 DR
30/11/2017	cliffbourne pty weekly super		1,000.00		2,618.59 DR
07/12/2017	cliffbourne pty weekly super		1,000.00		3,618.59 DR
14/12/2017	cliffbourne pty weekly super		1,000.00		4,618.59 DR
20/12/2017	payt authority to btiss [Regular Deposit]			4,000.00	618.59 DR
21/12/2017	cliffbourne pty weekly super		1,000.00		1,618.59 DR
28/12/2017	cliffbourne pty weekly super		1,000.00		2,618.59 DR
29/12/2017	interest paid		0.58		2,619.17 DR
04/01/2018	cliffbourne pty weekly super		1,000.00		3,619.17 DR
11/01/2018	cliffbourne pty weekly super		1,000.00		4,619.17 DR
16/01/2018	deposit caloundra		429,072.56		433,691.73 DR
18/01/2018	cliffbourne pty weekly super		1,000.00		434,691.73 DR
22/01/2018	caloundra city r/e			5,000.00	429,691.73 DR
22/01/2018	payt authority to btiss [Regular Deposit]			4,000.00	425,691.73 DR
23/01/2018	kingdom build&pest			420.00	425,271.73 DR
25/01/2018	cliffbourne pty weekly super		1,000.00		426,271.73 DR
31/01/2018	interest paid		99.69		426,371.42 DR
01/02/2018	cliffbourne pty weekly super		1,000.00		427,371.42 DR
01/02/2018	bpay tax office			2,037.00	425,334.42 DR
08/02/2018	cliffbourne pty weekly super		1,000.00		426,334.42 DR
13/02/2018	deposit btiss [Partial Bank Direct]		23,500.00		449,834.42 DR
14/02/2018	fee for telephone tfr			30.00	449,804.42 DR
14/02/2018	wdl cash caloundra qld [settlement rates adj] [settlement ins adj] [stamp duty] [govt reg fees] [legals and outlays] [pp]			447,094.85	2,709.57 DR
15/02/2018	cliffbourne pty weekly super		1,000.00		3,709.57 DR
15/02/2018	caloundra city r/e		360.45		4,070.02 DR
20/02/2018	payt authority to btiss [Regular Deposit]			1,000.00	3,070.02 DR
22/02/2018	cliffbourne pty weekly super		1,000.00		4,070.02 DR
28/02/2018	interest paid		92.54		4,162.56 DR
01/03/2018	cliffbourne pty weekly super		1,000.00		5,162.56 DR
01/03/2018	transaction fee			2.50	5,160.06 DR
02/03/2018	allchin aircon			88.00	5,072.06 DR
06/03/2018	atm deposit handybank caloundra		82.65		5,154.71 DR
06/03/2018	dicky beach plumbing			132.00	5,022.71 DR
08/03/2018	cliffbourne pty weekly super		1,000.00		6,022.71 DR



# M & S REYNOLDS SUPERANNUATION FUND

## General Ledger

For The Period 01 July 2017 - 30 June 2018

Transaction Date	Description	Units	Debit	Credit	Balance \$
15/03/2018	cliffbourne pty weekly super		1,000.00		7,022.71 DR
15/03/2018	caloundra city r/e		11.45		7,034.16 DR
20/03/2018	payt authority to btiss [Regular Deposit]			4,000.00	3,034.16 DR
22/03/2018	cliffbourne pty weekly super		1,000.00		4,034.16 DR
28/03/2018	caloundra city r/e		1,621.80		5,655.96 DR
29/03/2018	interest paid		1.04		5,657.00 DR
29/03/2018	cliffbourne pty weekly super		1,000.00		6,657.00 DR
05/04/2018	cliffbourne pty weekly super		1,000.00		7,657.00 DR
12/04/2018	cliffbourne pty weekly super		1,000.00		8,657.00 DR
13/04/2018	caloundra city r/e		405.45		9,062.45 DR
17/04/2018	cleave accounting			1,980.00	7,082.45 DR
17/04/2018	bpay tax office			840.20	6,242.25 DR
19/04/2018	cliffbourne pty weekly super		1,000.00		7,242.25 DR
20/04/2018	payt authority to btiss [Regular Deposit]			4,000.00	3,242.25 DR
26/04/2018	cliffbourne pty weekly super		1,000.00		4,242.25 DR
27/04/2018	caloundra city r/e		810.90		5,053.15 DR
30/04/2018	interest paid		1.39		5,054.54 DR
03/05/2018	cliffbourne pty weekly super		1,000.00		6,054.54 DR
08/05/2018	bpay tax office			2,037.00	4,017.54 DR
15/05/2018	caloundra city r/e		810.90		4,828.44 DR
30/05/2018	caloundra city r/e		810.90		5,639.34 DR
31/05/2018	interest paid		1.03		5,640.37 DR
12/06/2018	deposit walden racq [deposit walden racq (half body corp ins)]		753.89		6,394.26 DR
15/06/2018	caloundra city r/e		1,216.35		7,610.61 DR
20/06/2018	bpay racq insur			1,507.79	6,102.82 DR
29/06/2018	interest paid		1.23		6,104.05 DR
			<b>503,659.80</b>	<b>503,796.34</b>	<b>6,104.05 DR</b>

### Distributions Receivable (61800)

#### BT Portfolio Wrap+ (BTWRAP)

30/06/2018	bt portfolio wrap+ 2018 debtors		14,936.98		14,936.98 DR
			<b>14,936.98</b>		<b>14,936.98 DR</b>

### Formation Expenses (64000)

#### Formation Expenses (64000)

01/07/2017	Opening Balance				984.00 DR
					<b>984.00 DR</b>

### Sundry Debtors (68000)

#### Sundry Debtors (68000)

01/07/2017	Opening Balance				14,547.40 DR
01/07/2017	bt portfolio wrap+ 2017 reinvest			14,547.40	0.00 DR
				<b>14,547.40</b>	<b>0.00 DR</b>

### Managed Investments (Australian) (74700)

#### BT Portfolio Wrap+ (BTWRAP)

01/07/2017	Opening Balance	1.00			283,103.65 DR
01/07/2017	bt portfolio wrap+ 2017 reinvest	0.00	14,547.40		297,651.05 DR



# M & S REYNOLDS SUPERANNUATION FUND

## General Ledger

For The Period 01 July 2017 - 30 June 2018

Transaction Date	Description	Units	Debit	Credit	Balance \$
01/09/2017	bt portfolio wrap+	0.00	24.65		297,675.70 DR
01/10/2017	bt portfolio wrap+	0.00	413.84		298,089.54 DR
27/10/2017	Pref. Portfolio Withdrawal: Trade	0.00	1,074.85		299,164.39 DR
27/10/2017	Pref. Portfolio Withdrawal: Trade	0.00	1,429.49		300,593.88 DR
27/10/2017	Pref. Portfolio Withdrawal: Trade	0.00	2,009.49		302,603.37 DR
27/10/2017	Pref. Portfolio Withdrawal: Trade	0.00	1,730.78		304,334.15 DR
27/10/2017	Pref. Portfolio Withdrawal: Trade	0.00	1,008.87		305,343.02 DR
27/10/2017	Pref. Portfolio Withdrawal: Trade	0.00	2,949.75		308,292.77 DR
27/10/2017	Pref. Portfolio Withdrawal: Trade	0.00	159.93		308,452.70 DR
27/10/2017	Pref. Portfolio Withdrawal: Trade	0.00	1,523.55		309,976.25 DR
27/10/2017	Pref. Portfolio Withdrawal: Trade	0.00	224.45		310,200.70 DR
27/10/2017	Pref. Portfolio Withdrawal: Trade	0.00	2,290.60		312,491.30 DR
27/10/2017	Pref. Portfolio Withdrawal: Trade	0.00	1,125.20		313,616.50 DR
27/10/2017	Pref. Portfolio Withdrawal: Trade	0.00	1,318.08		314,934.58 DR
27/10/2017	Pref. Portfolio Withdrawal: Trade	0.00	1,148.33		316,082.91 DR
27/10/2017	Pref. Portfolio Withdrawal: Trade	0.00	1,961.91		318,044.82 DR
31/10/2017	Trade	0.00		24,000.52	294,044.30 DR
31/10/2017	Trade	0.00		7,511.64	286,532.66 DR
01/11/2017	Trade	0.00		12,558.73	273,973.93 DR
01/11/2017	Pref. Portfolio Withdrawal: Trade	0.00	28,890.04		302,863.97 DR
01/11/2017	bt portfolio wrap+	0.00	27.35		302,891.32 DR
02/11/2017	Pref. Portfolio Withdrawal: Trade	0.00	19,260.03		322,151.35 DR
01/12/2017	bt portfolio wrap+	0.00	27.43		322,178.78 DR
01/01/2018	bt portfolio wrap+	0.00	1,625.12		323,803.90 DR
01/02/2018	bt portfolio wrap+	0.00	27.57		323,831.47 DR
09/02/2018	Trade	0.00		9,665.52	314,165.95 DR
01/03/2018	bt portfolio wrap+	0.00	27.66		314,193.61 DR
01/04/2018	bt portfolio wrap+	0.00	445.46		314,639.07 DR
01/05/2018	bt portfolio wrap+	0.00	27.74		314,666.81 DR
01/06/2018	bt portfolio wrap+	0.00	27.64		314,694.45 DR
30/06/2018	bt portfolio wrap+ capital gains/losses on disposals	0.00	1,016.86		315,711.31 DR
30/06/2018	Revaluation - 30/06/2017 @ \$283,103.650000 (Exit) - 1.000000 Units on hand			32,607.66	283,103.65 DR
30/06/2018	Revaluation - 30/06/2018 @ \$327,132.220000 (Net Asset Value) - 1.000000 Units on hand		44,028.57		327,132.22 DR
		<b>1.00</b>	<b>130,372.64</b>	<b>86,344.07</b>	<b>327,132.22 DR</b>

### Real Estate Properties ( Australian - Residential) (77200)

#### Unit 1 / 17 Bowman Road, Caloundra (BOWMAN)

22/01/2018	caloundra city r/e		5,000.00		5,000.00 DR
23/01/2018	kingdom build&pest		420.00		5,420.00 DR
14/02/2018	wdl cash caloundra qld [settlement rates adj] [settlement ins adj] [stamp duty] [govt reg fees] [legals and outlays] [pp]		13,650.00		19,070.00 DR
14/02/2018	wdl cash caloundra qld [settlement rates adj] [settlement ins adj] [stamp duty] [govt reg fees] [legals and outlays] [pp]		1,065.00		20,135.00 DR
14/02/2018	wdl cash caloundra qld [settlement		1,700.00		21,835.00 DR

# M & S REYNOLDS SUPERANNUATION FUND

## General Ledger

For The Period 01 July 2017 - 30 June 2018

Transaction Date	Description	Units	Debit	Credit	Balance \$
14/02/2018	rates adj] [settlement ins adj] [stamp duty] [govt reg fees] [legals and outlays] [pp] wdl cash caloundra qld [settlement rates adj] [settlement ins adj] [stamp duty] [govt reg fees] [legals and outlays] [pp]		430,000.00		451,835.00 DR
		<b>0.00</b>	<b>451,835.00</b>		<b>451,835.00 DR</b>

### Income Tax Payable/Refundable (85000)

#### Income Tax Payable/Refundable (85000)

01/07/2017	Opening Balance				4,171.20 CR
16/08/2017	bpay tax office		3,590.00		581.20 CR
13/11/2017	bpay tax office		2,037.00		1,455.80 DR
01/02/2018	bpay tax office		2,037.00		3,492.80 DR
17/04/2018	bpay tax office		581.20		4,074.00 DR
08/05/2018	bpay tax office		2,037.00		6,111.00 DR
30/06/2018	q4 2019 tax instalment		2,802.00		8,913.00 DR
30/06/2018	Create Entries - Franking Credits Adjustment - 30/06/2018		1,070.07		9,983.07 DR
30/06/2018	Create Entries - TFN Credits Adjustment - 30/06/2018		166.00		10,149.07 DR
30/06/2018	Create Entries - Foreign Credits Adjustment - 30/06/2018		218.06		10,367.13 DR
30/06/2018	Create Entries - Income Tax Expense - 30/06/2018			8,088.30	2,278.83 DR
			<b>14,538.33</b>	<b>8,088.30</b>	<b>2,278.83 DR</b>

### PAYG Payable (86000)

#### PAYG Payable (86000)

30/06/2018	q4 2019 tax instalment			2,802.00	2,802.00 CR
				<b>2,802.00</b>	<b>2,802.00 CR</b>

**Total Debits: 1,764,115.34**

**Total Credits: 1,764,115.34**