

CALLANAN SUPERANNUATION FUND

Detailed Trial Balance as at 30 June 2022

Prior Year		Description	Current Year	
Debits	Credits		Debits	Credits
INCOME				
-	4,395.04	Contributions - Member - Personal Non-Concessional Mr Stephen Callanan	-	898.81
-	160.65	Contributions - Government Co-Contributions Mr Stephen Callanan	-	500.00
Increase in Market Value - Shares in Listed Companies				
-	1,384.75	Adbri Limited	5,013.75	-
-	2,200.00	Clime Investment Management Ltd	2,200.00	-
2,340.00	-	Evolution Mining Limited	4,240.00	-
-	53,737.76	Pilbara Minerals Limited	-	38,021.76
-	4,583.04	Sandfire Resources Limited	6,197.52	-
3,055.00	-	Silver Lake Resources Limited	2,925.00	-
-	9,720.00	Super Retail Group Limited	8,840.00	-
Dividends - Shares in Listed Companies				
-	818.57	Adbri Limited	-	852.69
-	546.13	Clime Investment Management Ltd	-	666.67
-	457.14	Evolution Mining Limited	-	228.57
-	818.40	Sandfire Resources Limited	-	1,078.80
-	1,500.00	Super Retail Group Limited	-	2,342.86
Interest - Cash At Bank				
-	7.96	Cash at Bank	-	-
EXPENSE				
1,980.00	-	Accountancy Fee	1,193.00	-
550.00	-	Auditor Fee	275.00	-
273.00	-	Regulatory Fees	276.00	-
518.00	-	SMSF Supervisory Levy	259.00	-
INCOME TAX				
67.20	-	Income Tax Expense	474.90	-
PROFIT & LOSS CLEARING ACCOUNT				
71,546.24	-	Profit & Loss Clearing Account	12,695.99	-
ASSETS				
Shares in Listed Companies				
16,569.25	-	Adbri Limited	11,555.50	-
12,200.00	-	Clime Investment Management Ltd	10,000.00	-
9,000.00	-	Evolution Mining Limited	4,760.00	-
65,632.80	-	Pilbara Minerals Limited	103,654.56	-
17,785.32	-	Sandfire Resources Limited	11,587.80	-
10,790.00	-	Silver Lake Resources Limited	7,865.00	-
25,820.00	-	Super Retail Group Limited	16,980.00	-
Cash At Bank				
2,759.38	-	Cash at Bank	6,964.39	-
Current Tax Assets				
-	67.20	Provision for Income Tax	-	474.90
Current Tax Assets - Franking Credits - Shares in Listed Companies				
245.57	-	Adbri Limited	255.81	-
146.13	-	Clime Investment Management Ltd	166.67	-
137.14	-	Evolution Mining Limited	68.57	-
245.52	-	Sandfire Resources Limited	323.64	-
450.00	-	Super Retail Group Limited	702.86	-

LIABILITIES

CALLANAN SUPERANNUATION FUND

Detailed Trial Balance as at 30 June 2022

Prior Year		Description	Current Year	
Debits	Credits		Debits	Credits
		MEMBER ENTITLEMENTS		
-	137,179.92	Mr Stephen Callanan Accumulation	-	148,171.08
-	24,533.99	Mrs Marie Callanan Accumulation	-	26,238.82
<u>242,110.55</u>	<u>242,110.55</u>		<u>219,474.96</u>	<u>219,474.96</u>



Australian Government
Australian Taxation Office



CALLANAN SUPERANNUATION FUND
5 CHARLOTTE PL
BEACON HILL NSW 2100

Our reference: 7129837503554
Phone: 13 10 20
ABN: 17 592 740 578

9 June 2022

Superannuation remittance advice

To whom it may concern

An amount of \$500.00 has been forwarded to you from the super co-contribution account for CALLANAN SUPERANNUATION FUND as per the enclosed remittance advice.

More information about the remittance process is provided on the back of this page, but if you have any questions please phone **13 10 20** between 8.00am and 6.00pm, Monday to Friday.

Yours faithfully

Grant Brodie
Deputy Commissioner of Taxation

Superannuation remittance advice

Provider: CALLANAN SUPERANNUATION FUND
Tax file number: 828 070 285
Remittance type: Super co-contribution

Payment for	Account/Other ID	TFN	Date of birth	Remittance reference number	Financial year	Payment
Stephen Callanan	06200011646612	125 327 509	5/9/1952	7027915498914	2021	\$500.00

Payment details	Description	Processed date	Credit
	Super co-contribution remittance	08 June 2022	\$500.00 CR
Total payment amount			\$500.00 CR

Transaction Summary

1 JULY 2021 - 30 JUNE 2022



CommSec

STEMAR HOLDINGS PTY LTD <CALLANAN
SUPERANTN FUND A/C>

SHARES - 2206557 - HIN 38686771

There are no transactions on this account.

Total Buys and Sells	2021 - 2022 Financial Year
Total Buys (inc. Brokerage + GST)	\$0.00
Total Sells (inc. Brokerage + GST)	\$0.00

CALLANAN SUPERANNUATION FUND

Investment Income Detailed Report

For the period 1 July 2021 to 30 June 2022

Tax Effective Date	Description	Income Received	Franked Dividends	Unfranked Dividends	Franking Credits	TFN Credits	Net Foreign Income	Foreign Credits
Dividend								
Adbri Limited (ASX:ABC)								
06/10/2021	ABC AUD 0.055 FRANKED, 30% CTR, DRP SUSP	\$262.63	\$262.63	\$0.00	\$112.56	\$0.00	\$0.00	\$0.00
11/04/2022	ABC AUD 0.07 FRANKED, 30% CTR, DRP SUSP	\$334.25	\$334.25	\$0.00	\$143.25	\$0.00	\$0.00	\$0.00
	Total	\$596.88	\$596.88	\$0.00	\$255.81	\$0.00	\$0.00	\$0.00
Clime Investment Management Ltd (ASX:CIW)								
28/10/2021	CIW AUD 0.015 FRANKED, 25% CTR	\$300.00	\$300.00	\$0.00	\$100.00	\$0.00	\$0.00	\$0.00
07/04/2022	CIW AUD 0.01 FRANKED, 25% CTR	\$200.00	\$200.00	\$0.00	\$66.67	\$0.00	\$0.00	\$0.00
	Total	\$500.00	\$500.00	\$0.00	\$166.67	\$0.00	\$0.00	\$0.00
Evolution Mining Limited (ASX:EVN)								
28/09/2021	EVN AUD 0.05 FRANKED, 30% CTR	\$100.00	\$100.00	\$0.00	\$42.86	\$0.00	\$0.00	\$0.00
25/03/2022	EVN AUD 0.03 FRANKED, 30% CTR	\$60.00	\$60.00	\$0.00	\$25.71	\$0.00	\$0.00	\$0.00
	Total	\$160.00	\$160.00	\$0.00	\$68.57	\$0.00	\$0.00	\$0.00
Sandfire Resources Limited (ASX:SFR)								
22/09/2021	SFR AUD 0.26 FRANKED, 30% CTR	\$677.04	\$677.04	\$0.00	\$290.16	\$0.00	\$0.00	\$0.00
30/03/2022	SFR AUD 0.03 FRANKED, 30% CTR	\$78.12	\$78.12	\$0.00	\$33.48	\$0.00	\$0.00	\$0.00
	Total	\$755.16	\$755.16	\$0.00	\$323.64	\$0.00	\$0.00	\$0.00
Super Retail Group Limited (ASX:SUL)								
07/10/2021	SUL AUD 0.55 FRANKED, 30% CTR, DRP NIL DISC	\$1,100.00	\$1,100.00	\$0.00	\$471.43	\$0.00	\$0.00	\$0.00
14/04/2022	SUL AUD 0.27 FRANKED, 30% CTR, DRP NIL DISC	\$540.00	\$540.00	\$0.00	\$231.43	\$0.00	\$0.00	\$0.00
	Total	\$1,640.00	\$1,640.00	\$0.00	\$702.86	\$0.00	\$0.00	\$0.00
	Total	\$3,652.04	\$3,652.04	\$0.00	\$1,517.55	\$0.00	\$0.00	\$0.00

Interest & Estimated Dividend Summary

CommSec

1 JULY 2021 - 30 JUNE 2022

SHARES - 2206557 - HIN 38686771

STEMAR HOLDINGS PTY LTD <CALLANAN SUPERANTN FUND A/C>

ESTIMATED DIVIDEND SUMMARY

ABC - ADBRI LIMITED FPO (ORDINARY FULLY PAID)

Ex-div date	Payment Date	Type	Dividend per share	Units	Est. Unfranked Amount	Est. Franked Amount	Est. Total Dividend	Est. Franking Credit
25-Mar-2022	11-Apr-2022	Final	\$0.0700	4,775	\$0.00	\$334.25	\$334.25	\$143.25 ✓
22-Sep-2021	06-Oct-2021	Interim	\$0.0550	4,775	\$0.00	\$262.63	\$262.63	\$112.55 ✓
Sub Total					\$0.00	\$596.88	\$596.88	\$255.80

CIW - CLIME INVESTMENT FPO (ORDINARY FULLY PAID)

Ex-div date	Payment Date	Type	Dividend per share	Units	Est. Unfranked Amount	Est. Franked Amount	Est. Total Dividend	Est. Franking Credit
22-Mar-2022	07-Apr-2022	Interim	\$0.0100	20,000	\$0.00	\$200.00	\$200.00	✓ \$85.71
14-Oct-2021	28-Oct-2021	Final	\$0.0150	20,000	\$0.00	\$300.00	\$300.00	✓ \$128.57
Sub Total					\$0.00	\$500.00	\$500.00	\$214.28

See attached report etc

EVN - EVOLUTION MINING LTD FPO (ORDINARY FULLY PAID)

Ex-div date	Payment Date	Type	Dividend per share	Units	Est. Unfranked Amount	Est. Franked Amount	Est. Total Dividend	Est. Franking Credit
28-Feb-2022	25-Mar-2022	Interim	\$0.0300	2,000	\$0.00	\$60.00	\$60.00	\$25.71 ✓
30-Aug-2021	28-Sep-2021	Final	\$0.0500	2,000	\$0.00	\$100.00	\$100.00	\$42.86 ✓
Sub Total					\$0.00	\$160.00	\$160.00	\$68.57

SFR - SANDFIRE RESOURCES FPO (ORDINARY FULLY PAID)

Ex-div date	Payment Date	Type	Dividend per share	Units	Est. Unfranked Amount	Est. Franked Amount	Est. Total Dividend	Est. Franking Credit
15-Mar-2022	30-Mar-2022	Interim	\$0.0300	2,604	\$0.00	\$78.12	\$78.12	\$33.48 ✓
06-Sep-2021	22-Sep-2021	Final	\$0.2600	2,604	\$0.00	\$677.04	\$677.04	\$290.16 ✓
Sub Total					\$0.00	\$755.16	\$755.16	\$323.64

SUL - SUPER RET REP LTD FPO (ORDINARY FULLY PAID)

Ex-div date	Payment Date	Type	Dividend per share	Units	Est. Unfranked Amount	Est. Franked Amount	Est. Total Dividend	Est. Franking Credit
07-Mar-2022	14-Apr-2022	Interim	\$0.2700	2,000	\$0.00	\$540.00	\$540.00	\$231.43 ✓
23-Aug-2021	07-Oct-2021	Interim	\$0.5500	2,000	\$0.00	\$1,100.00	\$1,100.00	\$471.43 ✓
Sub Total					\$0.00	\$1,640.00	\$1,640.00	\$702.86
TOTAL					\$0.00	\$3,652.04	\$3,652.04	\$1,565.15

ESTIMATED INTEREST RECEIVED

There are no transactions on this account.

TOTAL

\$0.00

Interest & Estimated Dividend Summary

1 JULY 2021 - 30 JUNE 2022



INTEREST INCOME SUMMARY	
Account	Interest
CDIA - 11646612	\$0.00
TOTAL	\$0.00

Financial Year Summary

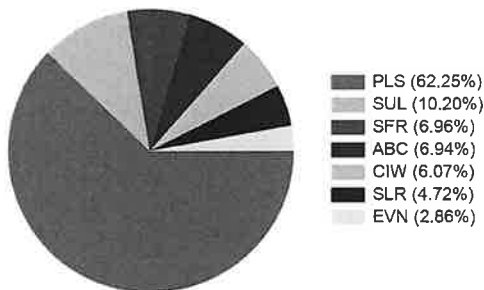
1 JULY 2021 - 30 JUNE 2022



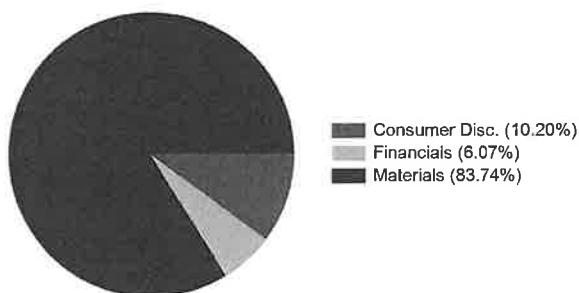
Portfolio Valuation	Account Number	Account Name	Value as at 30 June 2022
Shares	2206557	STEMAR HOLDINGS PTY LTD <CALLANAN SUPERANTN FUND A/C>	\$166,502.86
CDIA	11646612	STEMAR HOLDINGS PTY LTD ATF CALLANAN SUPERANNUATION FUND	\$6,964.39
TOTAL PORTFOLIO VALUE			\$173,467.25

Allocation as at 30 June 2022

Shares in your portfolio



Sectors in your portfolio



Estimated Interest & Dividends 2021-2022 Financial Year

Est. Franked Dividends	\$3,652.04 ✓
Est. Unfranked Dividends	\$0.00
Est. Franking Credits	\$1,565.15
Est. Interest Received from Interest Rate Securities	\$0.00
TOTAL INCOME	\$3,652.04

Fees & Charges 2021-2022 Financial Year

Total Brokerage (inc. GST)	\$0.00
Total Subscriptions (inc. GST)	\$0.00
Other Fees (inc. GST)	\$0.00
TOTAL FEES & CHARGES	\$0.00



000630 000 ABC



STEMAR HOLDINGS PTY LTD
<CALLANAN SUPERANTN FUND A/C>
5 CHARLOTTE PL
BEACON HILL NSW 2100

Update your information:

Online:
www.investorcentre.com/au

By Mail:
Computershare Investor Services Pty Limited
GPO Box 2975 Melbourne
VIC 3001 Australia

Enquiries:

(within Australia) 1800 339 522
(international) +61 3 9415 4031

Holder Identification Number (HIN)

HIN WITHHELD

ASX Code	ABC
TFN/ABN Status	Not Quoted
Record Date	28 March 2022
Payment Date	11 April 2022
Direct Credit Reference No.	806519

2021 Final Dividend

Dear Securityholder,

This payment represents a final dividend of 7 cents per share for the year ended 31 December 2021. This dividend is paid on the shares registered in your name and entitled to participate as at the record date of 28 March 2022. This payment is 100% franked at the corporate tax rate of 30%.

Please register at www.investorcentre.com/au in order to update your TFN, bank account and other details online.

Class Description	Amount per Security	Number of Securities	Franked Amount	Unfranked Amount	Gross Payment
Ordinary Shares	7 cents	4,775	\$334.25	\$0.00	\$334.25
				Net Payment	\$334.25
				Franking Credit	\$143.25

Note: You should retain this statement to assist you in preparing your tax return.

Your Payment Instruction

COMMONWEALTH BANK OF AUSTRALIA
BSB: 062-000 Account number: XXXXXX12

Amount Deposited

AUD\$334.25

If payment cannot be made to the above instruction, a cheque will be forwarded to your registered address.



000637 000 ABC



STEMAR HOLDINGS PTY LTD
<CALLANAN SUPERANTN FUND A/C>
5 CHARLOTTE PL
BEACON HILL NSW 2100

Update your information:

 **Online:**
www.investorcentre.com/au

 **By Mail:**
Computershare Investor Services Pty Limited
GPO Box 2975 Melbourne
VIC 3001 Australia

Enquiries:
(within Australia) 1800 339 522
(international) +61 3 9415 4031

Holder Identification Number (HIN)

HIN WITHHELD

ASX Code	ABC
TFN/ABN Status	Not Quoted
Record Date	23 September 2021
Payment Date	6 October 2021
Direct Credit Reference No.	806661

2021 Interim Dividend

Dear Securityholder,

This payment represents an interim dividend of 5.5 cents per share for the half year ended 30 June 2021. This dividend is paid on the shares registered in your name and entitled to participate as at the record date of 23 September 2021. This payment is 100% franked at the corporate tax rate of 30%.

Please register at www.investorcentre.com/au in order to update your TFN, bank account and other details online.

Class Description	Amount per Security	Number of Securities	Franked Amount	Unfranked Amount	Gross Payment
Ordinary Shares	5.5 cents	4,775	\$262.63	\$0.00	\$262.63
				Net Payment	\$262.63
				Franking Credit	\$112.56

Note: You should retain this statement to assist you in preparing your tax return.

Your Payment Instruction

COMMONWEALTH BANK OF AUSTRALIA
BSB: 062-000 Account number: XXXXXX12

Amount Deposited

AUD\$262.63

If payment cannot be made to the above instruction, a cheque will be forwarded to your registered address.



All correspondence to:

BoardRoom
Smart Business Solutions

Boardroom Pty Limited
ABN 14 003 209 836
GPO Box 3993
Sydney NSW 2001

Tel: 1300 737 760 (within Australia)
Tel: +61 2 9290 9600 (outside Australia)
Fax: +61 2 9279 0664

www.boardroomlimited.com.au
enquiries@boardroomlimited.com.au



STEMAR HOLDINGS PTY LTD
<CALLANAN SUPERANTN FUND A/C>
5 CHARLOTTE PL
BEACON HILL NSW 2100

Reference Number: S00030966937
TFN/ABN Status: Not Quoted
Subregister: CHES
Record Date: 15/10/2021
Payment Date: 28/10/2021

Dividend Statement

Payment Description: Final Dividend for period end 30 June 2021

Security Class: Fully Paid Ordinary Shares

ASX Code: CIW

Number of shares held at Record Date	Dividend Rate per share	Gross Dividend	Withholding Tax ¹	Net Dividend Credited	Franked Amount ²	Unfranked Amount	Franking Credit ³
20,000	1.5 cents	\$300.00	Nil	\$300.00	\$300.00	Nil	\$100.00

- This withholding tax applies to you if the dividend amount is partially or totally unfranked and you are a:
 - resident of Australia and your TFN or ABN has not been recorded by the share registry. TFN withholding tax is deducted from the gross! unfranked portion of the dividend at the highest marginal tax rate applying to personal income; or
 - non-resident of Australia. Non-resident withholding tax (30%) is deducted from the gross unfranked portion of the dividend unless you are! a resident of a country which has entered into a Double Taxation Agreement with Australia. In that case a lower rate (generally 15%) may! apply.
- This dividend is 100% franked.
- The franking credit has been calculated at the rate of 25%.

Direct Credit Instruction

The total net payment has been paid in accordance with your instructions as shown below:

Commonwealth Bank of Australia
BSB 062-000
Account No *****612

Amount Deposited
\$300.00

Please check the above details are correct and the payment has been credited to your account.



All correspondence to:



Smart Business Solutions

Boardroom Pty Limited
ABN 14 003 209 836
GPO Box 3993
Sydney NSW 2001

Tel: 1300 737 760 (within Australia)
Tel: +61 2 9290 9600 (outside Australia)
Fax: +61 2 9279 0664
www.boardroomlimited.com.au
enquiries@boardroomlimited.com.au



STEMAR HOLDINGS PTY LTD
<CALLANAN SUPERANTN FUND A/C>
5 CHARLOTTE PL
BEACON HILL NSW 2100

Reference Number: S00030966937
TFN/ABN Status: Not Quoted
Subregister: CHESS
Record Date: 23/03/2022
Payment Date: 07/04/2022

Dividend Statement

Payment Description: Interim Dividend for period end 31 December 2021

Security Class: Fully Paid Ordinary Shares

ASX Code: CIW

Number of shares held at Record Date	Dividend Rate per share	Gross Dividend	Withholding Tax ¹	Net Dividend Credited	Franked Amount ²	Unfranked Amount	Franking Credit ³
20,000	1 cent	\$200.00	Nil	\$200.00	\$200.00	Nil	\$66.67

- This withholding tax applies to you if the dividend amount is partially or totally unfranked and you are a:
 - resident of Australia and your TFN or ABN has not been recorded by the share registry. TFN withholding tax is deducted from the gross! unfranked portion of the dividend at the highest marginal tax rate applying to personal income; or
 - non-resident of Australia. Non-resident withholding tax (30%) is deducted from the gross unfranked portion of the dividend unless you are! a resident of a country which has entered into a Double Taxation Agreement with Australia. In that case a lower rate (generally 15%) may! apply.
- This dividend is 100% franked.
- The franking credit has been calculated at the rate of 25%.

Direct Credit Instruction

The total net payment has been paid in accordance with your instructions as shown below:

Commonwealth Bank of Australia
BSB 062-000
Account No *****612

Amount Deposited
\$200.00

Please check the above details are correct and the payment has been credited to your account.



SANDFIRE RESOURCES LIMITED | ABN 55 105 154 185

STEMAR HOLDINGS PTY LTD
<CALLANAN SUPERANTN FUND A/C>
5 CHARLOTTE PL
BEACON HILL NSW 2100

Final Dividend Statement

Dear Shareholder

This statement represents your final dividend of 26 cents per share for the six months ended 30 June 2021. The dividend is fully franked (100%) at the Australian Corporate Tax Rate of 30%.

Security Class: Ordinary Fully Paid Shares

Ordinary Shares	Dividend Rate per Share	Unfranked Amount	Franked Amount	Franking Credit
2,604	\$0.26	\$0.00	\$677.04	\$290.16

Important Notes

- You should retain this statement to assist you in preparing your tax return
- Shareholders should obtain their own professional advice on the tax implications of this dividend

All Registry Communication to:



GPO Box 5193, Sydney NSW 2001
1300 288 664 (within Australia)
+61 2 9698 5414 (international)
hello@automicgroup.com.au
www.automicgroup.com.au

Holder Number

X*****86771

Summary of Key Information

Payment Date: 22 September 2021
Record Date: 07 September 2021
TFN/ABN Status: Not Quoted
ASX Code: SFR

Dividend Summary

Dividend Rate per Share x No. of Shares

= **Gross Payment**

\$0.26 x 2,604 Shares

= **\$677.04**

Gross Payment: \$677.04
Less Withholding Tax: \$0.00
Net Payment: \$677.04

Direct Credit Payment Confirmation

Your dividend has been credited to your financial institution in accordance with your payment instruction set out below.

Bank Domicile: AUS
Bank Code (BSB): 062-000
Account Number: *****612
Amount Deposited: \$677.04
Date Credited: 22 September 2021

Dividend Payment: \$677.04

Make the switch to online communications and instantly enjoy the benefits - Quick, Secure and Easy.
Visit <https://investor.automic.com.au>





SANDFIRE RESOURCES LIMITED | ABN 55 105 154 185

STEMAR HOLDINGS PTY LTD
<CALLANAN SUPERANTN FUND A/C>
5 CHARLOTTE PL
BEACON HILL NSW 2100

All Registry Communication to:



GPO Box 5193, Sydney NSW 2001
1300 288 664 (within Australia)
+61 2 9698 5414 (international)
hello@automicgroup.com.au
www.automicgroup.com.au

Holder Number

X*****86771

Summary of Key Information

Payment Date: 30 March 2022
Record Date: 16 March 2022
TFN/ABN Status: Not Quoted
ASX Code: SFR

Interim Dividend Statement

Dear Shareholder

This statement represents your interim dividend of 3 cents per share for the half year ended 31 December 2021. The dividend is fully franked (100%) at the Australian Corporate Tax Rate of 30%.

Security Class: Ordinary Fully Paid Shares

Ordinary Shares	Dividend Rate per Share	Unfranked Amount	Franked Amount	Franking Credit
2,604	\$0.03	\$0.00	\$78.12	\$33.48

Important Notes

- You should retain this statement to assist you in preparing your tax return
- Shareholders should obtain their own professional advice on the tax implications of this dividend

Dividend Summary

Dividend Rate per Share x No. of Shares

= **Gross Payment**

\$0.03 x 2,604 Shares

= **\$78.12**

Gross Payment: \$78.12
Less Withholding Tax: \$0.00
Net Payment: \$78.12

Direct Credit Payment Confirmation

Your dividend has been credited to your financial institution in accordance with your payment instruction set out below.

Bank Domicile: AUS
Bank Code (BSB): 062-000
Account Number: *****612
Amount Deposited: \$78.12
Date Credited: 30 March 2022

Dividend Payment: \$78.12

Make the switch to online communications and instantly enjoy the benefits - Quick, Secure and Easy.
Visit <https://investor.automic.com.au>



Armstrong Advisory Pty Limited
SUITE 201, 30 FISHER ROAD
DEE WHY NSW 2099
(02) 9971 9972
<http://www.armstrongadvisory.com.au>
ABN 29 611 546 224



Tax Invoice

INVOICE TO

Stemar Holdings Pty Ltd
5 Charlotte Place
BEACON HILL NSW 2100

INVOICE NO. 4104

DATE 21/12/2021

DUE DATE 04/01/2022

TERMS Net 14

SERVICE

AMOUNT

Fee for professional services rendered in attending to the following matters in respect of the following:

Preparation and lodgement with ASIC of the 2021 Annual Company Statement	154.54
Rounding	0.01

Remittance Details

Credit Card Visa/Mastercard
(Available on premise)

Cheque - Make payable to
"Armstrong Advisory Pty Ltd"

Direct Deposit - Bank: Westpac Banking Corp
A/c: Armstrong Advisory Pty Ltd
BSB: 032 094
A/c No: 453911
Ref: STEMARH

PAID

SUBTOTAL	154.55
GST TOTAL	15.45
TOTAL	170.00
PAYMENT	170.00
BALANCE DUE	A\$0.00

Armstrong Advisory Pty Limited
SUITE 201, 30 FISHER ROAD
DEE WHY NSW 2099
(02) 9971 9972
<http://www.armstrongadvisory.com.au>



Tax Invoice

INVOICE TO

Callanan Superannuation Fund
5 Charlotte Place
BEACON HILL NSW 2100

INVOICE NO. 4361

DATE 25/05/2022

DUE DATE 08/06/2022

TERMS Net 14

SERVICE	QTY	RATE	AMOUNT
Fee for professional services rendered in attending to the following in relation to the financial year ended 30 June 2021:			
Preparation of financial statements including Financial Position, Operating Statements and Trustee's Statements.			
Completing distributions to members' statements.			
Preparation and lodgement of income tax return and regulatory return for the 2021 year.	1	930.00	930.00
Arrange an Independent Audit of the fund and preparing an Auditor's Reports for the 2021 year.	1	250.00	250.00

Remittance Details	SUBTOTAL	1,180.00
	GST TOTAL	118.00
	TOTAL	1,298.00
	BALANCE DUE	A\$1,298.00
<input type="checkbox"/> Credit Card	Visa/Mastercard (Available on premise)	
<input type="checkbox"/> Cheque	- Make payable to "Armstrong Advisory Pty Ltd"	
<input type="checkbox"/> Direct Deposit	- Bank: Westpac Banking Corp A/c: Armstrong Advisory Pty Ltd BSB: 032 094 A/c No: 453911 Ref: CALLANA	



ASIC
Australian Securities & Investments Commission

ABN 86 768 265 615

Inquiries
www.asic.gov.au/invoices
1300 300 630

STEMAR HOLDINGS PTY. LTD.
ARMSTRONG ADVISORY PTY LIMITED
SE 201
30 FISHER RD DEE WHY NSW 2099

INVOICE STATEMENT

Issue date 17 Dec 22

STEMAR HOLDINGS PTY. LTD.

ACN 062 889 365

Account No. 22 062889365

Summary

Opening Balance	\$0.00
New items	\$290.00
Payments & credits	\$0.00
TOTAL DUE	\$290.00

- Amounts are not subject to GST. (Treasurer's determination - exempt taxes, fees and charges).
- Payment of your annual review fee will maintain your registration as an Australian company.

Transaction details are listed on the back of this page

Please pay

Immediately	\$0.00
By 17 Feb 23	\$290.00

If you have already paid please ignore this invoice statement.

- Late fees will apply if you do NOT
 - tell us about a change during the period that the law allows
 - bring your company or scheme details up to date within 28 days of the date of issue of the annual statement, or
 - pay your review fee within 2 months of the annual review date.
- Information on late fee amounts can be found on the ASIC website.



ASIC
Australian Securities & Investments Commission

PAYMENT SLIP

STEMAR HOLDINGS PTY. LTD.

ACN 062 889 365

Account No: 22 062889365



22 062889365

TOTAL DUE	\$290.00
Immediately	\$0.00
By 17 Feb 23	\$290.00

Payment options are listed on the back of this payment slip



Bill Code: 17301
Ref: 2290628893658



*814 129 0002290628893658 27

CALLANAN SUPERANNUATION FUND

Investment Summary as at 30 June 2022

Investment	Units	Average Cost Price	Market Price	Accounting Cost	Market Value	Unrealised Accounting Gain/(Loss)	Accounting Gain/(Loss) (%)	Portfolio Weight (%)
Bank								
Cash at Bank				6,964.39	6,964.39			4.02%
				6,964.39	6,964.39			4.02%
Listed Securities Market								
Adbri Limited (ASX:ABC)	4,775.00000	1.8942	2.4200	9,044.70	11,555.50	2,510.80	27.76%	6.67%
Clime Investment Management Ltd (ASX:CIW)	20,000.00000	0.5115	0.5000	10,229.95	10,000.00	(229.95)	(2.25)%	5.77%
Evolution Mining Limited (ASX:EVN)	2,000.00000	4.5400	2.3800	9,079.95	4,760.00	(4,319.95)	(47.58)%	2.75%
Pilbara Minerals Limited (ASX:PLS)	45,264.00000	0.2323	2.2900	10,514.99	103,654.56	93,139.57	885.78%	59.79%
Sandfire Resources Limited (ASX:SFR)	2,604.00000	3.8423	4.4500	10,005.39	11,587.80	1,582.41	15.82%	6.68%
Silver Lake Resources Limited (ASX:SLR)	6,500.00000	1.5331	1.2100	9,964.95	7,865.00	(2,099.95)	(21.07)%	4.54%
Super Retail Group Limited (ASX:SUL)	2,000.00000	7.2850	8.4900	14,569.95	16,980.00	2,410.05	16.54%	9.79%
				73,409.88	166,402.86	92,992.98	126.68%	95.98%
				80,374.27	173,367.25	92,992.98	115.70%	100.00%

The accounting cost is the original cost base adjusted by any subsequent capital call/improvement or capital return transactions. In many cases, it is not the same as the adjusted or reduced cost base, or the reset cost base resulting from the CGT relief. To view the tax cost base and unrealised gain/(loss) for tax purposes refer to the Unrealised Capital Gains Report or change the report parameter to tax cost base.

Portfolio Valuation

30 JUNE 2022



SHARES - 2206557 - HIN 38686771

STEMAR HOLDINGS PTY LTD <CALLANAN SUPERANTN FUND A/C>

Portfolio	Units	Unit Price	Portfolio Value	% of Portfolio
ABC - ADBRI LIMITED FPO (ORDINARY FULLY PAID)	4,775 ✓	\$2.4200	\$11,555.50 ✓	6.66%
CIW - CLIME INVESTMENT FPO (ORDINARY FULLY PAID)	20,000 ✓	\$0.5050	\$10,100.00 ✓	5.82%
EVN - EVOLUTION MINING LTD FPO (ORDINARY FULLY PAID)	2,000 ✓	\$2.3800	\$4,760.00 ✓	2.74%
PLS - PILBARA MIN LTD FPO (ORDINARY FULLY PAID)	45,264 ✓	\$2.2900	\$103,654.56 ✓	59.75%
SFR - SANDFIRE RESOURCES FPO (ORDINARY FULLY PAID)	2,604 ✓	\$4.4500	\$11,587.80 ✓	6.68%
SLR - SILVER LAKE RESOURCE FPO (ORDINARY FULLY PAID)	6,500 ✓	\$1.2100	\$7,865.00 ✓	4.53%
SUL - SUPER RET REP LTD FPO (ORDINARY FULLY PAID)	2,000 ✓	\$8.4900	\$16,980.00 ✓	9.79%
		Sub Total	\$166,502.86	95.99%
Cash Accounts			Portfolio Value	% of Portfolio
CDIA - 06200011646612			\$6,964.39	4.01%
TOTAL			\$173,467.25	100.00%

Transactions

ADBRI LIMITED

Recent Transactions

Stemar Holdings Pty Ltd X*****6771

FULLY PAID ORDINARY SHARES

Date	Transaction	Movement	Running balance
23/03/2020	CHESS DAILY MOVEMENT UP	+4775	4775

Home > History > Transactions

Transaction History

Enter your search

Issuer

Clime Investment Management Limited

Security Class

CIW - Fully Paid Ordinary Shares

Subregister

CHESS

View

Results

PLEASE NOTE: The balances shown below may not be a complete record of your current holding as there may be transactions which are not yet registered.

[Download this report](#) 

Transaction				Total Securities
Closing Balance			20,000	
12-Mar-2020				
Holding Movement	CHESS	0038686771	20,000	20,000 


Displaying all transactions since 01/07/2016.
No prior transactions exist.

Balance History

Currency Australian Dc ▾

View:

EVN, X*****6771 (STEMAR HOLDINGS PTY LTD <CALLANAN SUPERANTN FUND A/C>)

Balance as at date (dd/mm/yyyy) 30/06/2022 

Displaying Balance History as at 30 Jun 2022

HIN/SRN EMP ID	Security Code	Closing Price (AUD)	Total Balance	Tradeable Balance	Total Value (AUD)
X*****6771	EVN	2.38	2,000	2,000	4,760.00

Viewing 1 - 1 of 1

Total Value: \$ 4,760.00

All material copyright © 2023 Link Market Services Limited

Ask us now 

Transactions

PILBARA MINERALS LIMITED

Recent Transactions

Stemar Holdings Pty Ltd X*****6771

ORDINARY FULLY PAID SHARES

Date	Transaction	Movement	Running balance
15/03/2023	CHESS DAILY MOVEMENT UP	+500	44364
13/10/2022	CHESS DAILY MOVEMENT DOWN	-1400	43864
18/01/2021	2020 RETAIL ENTITLEMENT OFFER	+5264	45264
11/03/2020	HOLDING NET MOVEMENT	+40000	40000



Automic
GPO Box 5193, Sydney, NSW, 2001
P 1300 288 664 (Within Australia)
P +61 (0)2 9698 5414 (Outside Australia)
F +61 (0)2 8583 3040
E hello@automic.com.au ABN 27152260814

SFR Transaction History

SFR Transaction history from: 01-January-2009 to: 03-May-2023

Date	Description	Amount	Closing Balance
28-November-2018	Market movement	2,000	2,000
11-July-2019	Market movement	-2,000	0
11-March-2020	Market movement	2,604	2,604

Transactions

SILVER LAKE RESOURCES LIMITED

Recent Transactions

Stemar Holdings Pty Ltd X*****6771

ORDINARY FULLY PAID SHARES


Date	Transaction	Movement	Running balance
14/02/2023	CHESS DAILY MOVEMENT DOWN	-6500	0
11/03/2020	CHESS DAILY MOVEMENT UP	+6500	6500

Balance History

Currency Australian Dc▼

View:

SUL, X*****6771 (STEMAR HOLDINGS PTY LTD <CALLANAN
SUPERANTN FUND A/C>)

 Balance as at date (dd/mm/yyyy) 30/06/2022 

Displaying Balance History as at 30 Jun 2022

HIN/SRN EMP ID	Security Code	Closing Price (AUD)	Total Balance	Tradeable Balance	Total Value (AUD)
X*****6771	SUL	8.49	2,000	2,000	16,980.00

Viewing 1 - 1 of 1
Total Value: \$ 16,980.00

All material copyright © 2023 Link Market Services Limited



STEMAR HOLDINGS PTY LTD ATF CALLANAN
SUPERANNUATION FUND
5 CHARLOTTE PL
BEACON HILL NSW Australia 2100

19 March 2023

Dear STEMAR HOLDINGS PTY LTD ATF CALLANAN SUPERANNUATION FUND,
Here's your account information and a list of transactions from 01/07/21-30/06/22.

Account name STEMAR HOLDINGS PTY LTD ATF CALLANAN SUPERANNUATION FUND
BSB 062000
Account number 11646612
Account type CDIA
Date opened 11/07/2005

Date	Transaction details	Amount	Balance
28 Jul 2021	Direct Credit 492953 Dick Smith Class F24948372	\$898.81	\$3,658.19
22 Sep 2021	Direct Credit 606752 SANDFIRE RESOURC Ref: 1862745	\$677.04	\$4,335.23
28 Sep 2021	Direct Credit 496338 EVN FNL DIV 001265439326	\$100.00	\$4,435.23
06 Oct 2021	Direct Credit 071628 ADBRI LIMITED OCT21/00806661	\$262.63	\$4,697.86
07 Oct 2021	Direct Credit 208379 SUPER RETAIL DIV 001263805457	\$1,100.00	\$5,797.86
28 Oct 2021	Direct Credit 375449 CLIME INVESTMENT S00030966937	\$300.00	\$6,097.86
16 Dec 2021	Transfer to other Bank CB TabletApp KIDS XMAS	-\$160.00	\$5,937.86
16 Dec 2021	Transfer from CB TabletApp tfd in error	\$160.00	\$6,097.86
01 Feb 2022	Transfer To Armstrong Advisory P NetBank reasic	-\$170.00	\$5,927.86
01 Feb 2022	ASIC NetBank BPAY 17301 2290628893658 ASIC FEES	-\$276.00	\$5,651.86
25 Mar 2022	Direct Credit 496338 EVN ITM DIV 001273313690	\$60.00	\$5,711.86
30 Mar 2022	Direct Credit 606752 SANDFIRE RESOURC Ref: 2281704	\$78.12	\$5,789.98
07 Apr 2022	Direct Credit 375449 CLIME INVESTMENT S00030966937	\$200.00	\$5,989.98

Date	Transaction details	Amount	Balance
11 Apr 2022	Direct Credit 071628 ADBRI LIMITED AUF21/00806519	\$334.25	\$6,324.23
14 Apr 2022	Direct Credit 208379 SUPER RETAIL DIV 001275734721	\$540.00	\$6,864.23
26 May 2022	Transfer To Armstrong Advisory P NetBank super21feesthnx	-\$1,298.00	\$5,566.23
31 May 2022	Direct Credit 012721 ATO ATO004000016037878	\$898.16	\$6,464.39
09 Jun 2022	Direct Credit 012721 ATO ATO006000016251418	\$500.00	\$6,964.39

Any pending transactions haven't been included in this list. Proceeds of cheques aren't available until cleared.

If you have questions or need more information, go to commbank.com.au/support.

Yours sincerely,



Brian Moseley
General Manager, Retail Customer Service



Australian Government
Australian Taxation Office

Agent ARMSTRONG
ADVISORY PTY
LIMITED
Client CALLANAN
SUPERANNUATION
FUND
ABN 17 592 740 578
TFN 828 070 285

Income tax 551

Date generated	03 May 2023
Overdue	\$0.00
Not yet due	\$0.00
Balance	\$0.00

Transactions

2 results found - from **01 July 2021** to **30 June 2022** sorted by **processed date**
ordered **newest to oldest**

Processed date	Effective date	Description	Debit (DR)	Credit (CR)	Balance
26 May 2022	31 May 2022	EFT refund for Income Tax for the period from 01 Jul 20 to 30 Jun 21	\$898.16		\$0.00
26 May 2022	26 May 2022	Tax return Self Man Superfund - Income Tax for the period from 01 Jul 20 to 30 Jun 21		\$898.16	\$898.16 CR



Australian Government
Australian Taxation Office

Agent ARMSTRONG
ADVISORY PTY
LIMITED

Client CALLANAN
SUPERANNUATION
FUND

ABN 17 592 740 578

TFN 828 070 285

Activity statement 001

Date generated	03 May 2023
Overdue	\$0.00
Not yet due	\$0.00
Balance	\$0.00

Transactions

0 results found - from 03 May 2020 to 03 May 2023 sorted by processed date ordered newest to oldest