

## **Compliance Workpapers**

**The Townview Superannuation Fund**

**Financial Year - 2023**



**Fund Details**

<b>Fund Name</b>	The Townview Superannuation Fund
<b>Contact no</b>	0477705173
<b>Financial Year</b>	2023
<b>Established Date</b>	24/04/2006
<b>ABN</b>	29 184 685 026
<b>TFN</b>	843120345
<b>Trustee Type</b>	Individual
<b>Trustees</b>	Michael King Muh-Ling Chang
<b>ACN</b>	

Statement of Financial Position

Assets	Qty	2023	2022	Change (\$)	Change (%)	
<b>Investments</b>	0.00	63,098.37	53,034.20	10,064.17	18.98	<a href="#">WP-1</a> <a href="#">WP-2</a>
<b>Other Assets</b>	0.00	7,659.18	1,916.07	5,743.11	299.73	<a href="#">WP-1</a>
Bitcoin	0.00	0.00	4.60	-4.60	100.00	
Cronos	1,674.76	142.02	0.00	142.02	100.00	
DEXTools	0.00	0.00	210.74	-210.74	100.00	
Dogelon Mars	0.00	0.00	43.61	-43.61	100.00	
Ethereum	0.00	4.78	31.09	-26.31	84.63	
ETHPoW	0.02	0.06	0.00	0.06	100.00	
HEX	0.00	0.00	151.00	-151.00	100.00	
Hina Inu	316,699,024,434.28	0.00	0.00	0.00	0.00	
Kuma Inu	10,919,682,618.16	109.20	0.00	109.20	100.00	
MM Finance	0.41	0.00	0.00	0.00	0.00	
Polygon	1.11	1.11	0.00	1.11	100.00	
RiftDao.ne	738,097.00	0.00	0.00	0.00	0.00	
SHIBCOIN	1,973.32	0.02	0.00	0.02	100.00	
Songbird	879.15	8.23	0.00	8.23	100.00	
STEPN	60.30	20.08	0.00	20.08	100.00	
Terra V2	0.00	0.00	0.00	0.00	0.00	

Assets	Qty	2023	2022	Change (\$)	Change (%)	
Theta Fuel	33.19	1.85	0.00	1.85	100.00	
Tron	0.09	0.01	0.00	0.01	100.00	
US Dollar	3,711.66	5,610.20	0.00	5,610.20	100.00	
USDT (Tether)	1,165.41	1,761.51	1,475.03	286.48	19.42	
Veracity	13.33	0.11	0.00	0.11	100.00	
<b>Shares in Listed Companies - Foreign</b>	0.00	3,370.87	2,848.23	522.64	18.35	<a href="#">WP-1</a>
Emerald Health Therapeutics Inc	0.00	0.00	13.93	-13.93	100.00	
Garrett Motion Inc	191.00	2,158.68	0.00	2,158.68	100.00	
Gold Royalty Corp	335.00	894.34	1,094.14	-199.80	18.26	
Nuvve Holding Corp	100.00	89.74	679.34	-589.60	86.79	
Skye Bioscience Inc.	973.00	30.82	0.00	30.82	100.00	<a href="#">WP-1</a>
Tritium DCFC Limited	120.00	197.29	1,060.82	-863.53	81.40	
<b>Units In Unlisted Unit Trusts</b>	0.00	52,068.32	48,269.90	3,798.42	7.87	<a href="#">WP-1</a>
Gold Minted Bar	8.00	23,536.80	21,607.20	1,929.60	8.93	
Platinum Coin	6.00	8,359.92	8,211.90	148.02	1.80	
Silver Minted Coins	478.00	20,171.60	18,450.80	1,720.80	9.33	
<b>Other Assets</b>	0.00	21,916.22	18,780.89	3,135.33	16.69	
<b>Cash At Bank</b>	0.00	4,828.17	7,984.79	-3,156.62	39.53	
CBA Bank Account	0.00	4,690.97	7,769.50	-3,078.53	39.62	<a href="#">WP-1</a> <a href="#">WP-2</a>
CMC Cash Account	0.00	137.20	215.29	-78.09	36.27	<a href="#">WP-1</a>

Assets	Qty	2023	2022	Change (\$)	Change (%)	
<b>Current Tax Assets</b>	0.00	1,527.00	-1,299.95	2,826.95	217.47	<a href="#">WP-1</a> <a href="#">WP-2</a> <a href="#">WP-3</a> <a href="#">WP-4</a>
Excessive Foreign Tax Credit Writeoff	0.00	-4.99	0.00	-4.99	100.00	
<b>Foreign Tax Credits</b>	0.00	4.99	0.00	4.99	100.00	
<b>Shares in Listed Companies - Foreign</b>	0.00	4.99	0.00	4.99	100.00	
Gold Royalty Corp	0.00	4.99	0.00	4.99	100.00	
Income Tax Instalments Paid	0.00	0.00	1,527.00	-1,527.00	100.00	
Income Tax Payable	0.00	1,527.00	-2,826.95	4,353.95	154.02	
<b>Receivables</b>	0.00	15,561.05	12,096.05	3,465.00	28.65	
<b>Sundry Debtors</b>	0.00	15,561.05	12,096.05	3,465.00	28.65	
Sundry	0.00	15,561.05	12,096.05	3,465.00	28.65	
<b>Total Assets</b>	0.00	85,014.59	71,815.09	13,199.50	18.38	

Liabilities	Qty	2023	2022	Change (\$)	Change (%)	
<b>Other Taxes Payable</b>	0.00	0.00	509.00	-509.00	100.00	
Activity Statement Payable/Refundable	0.00	0.00	509.00	-509.00	100.00	
<b>Total Liabilities</b>	0.00	0.00	509.00	-509.00	100.00	

Member Entitlements	Qty	2023	2022	Change (\$)	Change (%)	
<b>Member Entitlement Accounts</b>	0.00	85,014.59	71,306.09	13,708.50	19.22	<a href="#">WP-1</a> <a href="#">WP-2</a>

Member Entitlements	Qty	2023	2022	Change (\$)	Change (%)	
<b>Mr Michael King</b>	0.00	49,460.12	43,720.11	5,740.01	13.13	
Accumulation	0.00	49,460.12	43,720.11	5,740.01	13.13	
<b>Mrs Muh-Ling Chang</b>	0.00	35,554.47	27,585.98	7,968.49	28.89	
Accumulation	0.00	35,554.47	27,585.98	7,968.49	28.89	
<b>Total Member Entitlements</b>	0.00	85,014.59	71,306.09	13,708.50	19.22	

## Operating Statement

Income	2023	2022	Change (\$)	Change (%)	
<b>Investment Gains</b>	8,067.05	-26,362.85	34,429.90	130.60	
<b>Increase in Market Value</b>	1,764.07	-20,625.05	22,389.12	108.55	<a href="#">WP-1</a>
<b>Other Assets</b>	-463.99	-21,007.41	20,543.42	97.79	
Bitcoin	7.13	-2.98	10.11	339.26	
BitShares	0.00	38.97	-38.97	100.00	
Cardano	0.00	-127.80	127.80	100.00	
Celer Network	0.00	42.48	-42.48	100.00	
Cronos	-535.84	0.00	-535.84	100.00	
DEXTools	806.67	-806.67	1,613.34	200.00	
DigiByte	0.00	60.89	-60.89	100.00	
Dogelon Mars	377.64	-377.64	755.28	200.00	
Ethereum	2.67	-1,174.16	1,176.83	100.23	
ETHPoW	-0.10	0.00	-0.10	100.00	
FTX Token	0.00	85.13	-85.13	100.00	
FUNToken	0.00	-2,984.09	2,984.09	100.00	
Hedera	0.00	258.87	-258.87	100.00	
HEX	-13.46	13.46	-26.92	200.00	
IOST	0.00	51.00	-51.00	100.00	
IOTEX	0.00	59.55	-59.55	100.00	
Kuma Inu	-1,057.88	0.00	-1,057.88	100.00	

Income	2023	2022	Change (\$)	Change (%)	
MM Finance	-0.46	0.00	-0.46	100.00	
Polygon	-0.42	0.00	-0.42	100.00	
Power Ledger	0.00	121.25	-121.25	100.00	
QuarkChain	0.00	718.29	-718.29	100.00	
Request	0.00	145.15	-145.15	100.00	
SHIBCOIN	-0.01	0.00	-0.01	100.00	
Siacoin	0.00	18.50	-18.50	100.00	
Songbird	-108.95	0.00	-108.95	100.00	
STEPN	-35.29	0.00	-35.29	100.00	
StormX	0.00	47.04	-47.04	100.00	
Theta Coin	0.00	-15,321.76	15,321.76	100.00	
Theta Fuel	-7.25	0.00	-7.25	100.00	
Tron	0.00	-468.80	468.80	100.00	
US Dollar	41.88	0.00	41.88	100.00	
USDT (Tether)	59.92	5.04	54.88	1,088.89	
Veracity	-0.24	0.00	-0.24	100.00	
Verge	0.00	27.30	-27.30	100.00	
XLM Stellar	0.00	92.82	-92.82	100.00	
XRP	0.00	-1,529.25	1,529.25	100.00	
<b>Shares in Listed Companies - Foreign</b>	-1,570.36	-2,621.57	1,051.21	40.10	
Emerald Health Therapeutics Inc	4,325.46	-4,325.46	8,650.92	200.00	



Income	2023	2022	Change (\$)	Change (%)	
Emerald Health Therapeutics	0.00	4,256.26	-4,256.26	100.00	
Garrett Motion Inc	65.68	0.00	65.68	100.00	
Gold Royalty Corp	-199.80	-465.59	265.79	57.09	
Nuvve Holding Corp	-589.60	-1,472.62	883.02	59.96	
Skye Bioscience Inc.	-4,308.57	0.00	-4,308.57	100.00	<a href="#">WP-1</a>
Tritium DCFC Limited	-863.53	-614.16	-249.37	40.60	
<b>Units In Unlisted Unit Trusts</b>	3,798.42	3,003.93	794.49	26.45	<a href="#">WP-1</a>
Gold Minted Bar	1,929.60	2,312.28	-382.68	16.55	
Platinum Coin	148.02	-224.04	372.06	166.07	
Silver Minted Coins	1,720.80	915.69	805.11	87.92	
<b>Realised Capital Gains</b>	6,302.98	-5,737.80	12,040.78	209.85	<a href="#">WP-1</a>
<b>Other Assets</b>	2,892.48	-14,554.97	17,447.45	119.87	<a href="#">WP-1</a>
Avalanche	-47.30	0.00	-47.30	100.00	
Binance	25.75	0.00	25.75	100.00	
Binance USD	5,644.77	0.00	5,644.77	100.00	
Bitcoin	-11.73	0.00	-11.73	100.00	
BitShares	0.00	-48.27	48.27	100.00	
Cardano	0.00	-156.39	156.39	100.00	
Celer Network	0.00	-53.68	53.68	100.00	
DEXTools	-1,017.41	0.00	-1,017.41	100.00	
DigiByte	0.00	-96.75	96.75	100.00	

Income	2023	2022	Change (\$)	Change (%)
Dogecoin	-419.29	0.00	-419.29	100.00
Dogelon Mars	-421.25	0.00	-421.25	100.00
Dogey Inu	0.00	8,497.86	-8,497.86	100.00
Ethereum	120.93	-3,755.10	3,876.03	103.22
Frax Share	-35.39	0.00	-35.39	100.00
FTX Token	0.00	-108.26	108.26	100.00
Funtastic Limited	0.00	-22,784.48	22,784.48	100.00
FUNToken	0.00	1,315.20	-1,315.20	100.00
Hedera	0.00	-250.23	250.23	100.00
Hedron	-93.53	0.00	-93.53	100.00
HEX	-350.32	3,611.68	-3,962.00	109.70
Hina Inu	0.00	-12,664.68	12,664.68	100.00
INUYASHA	0.00	6,206.64	-6,206.64	100.00
IOST	0.00	-58.44	58.44	100.00
IOTEX	0.00	-62.59	62.59	100.00
Kishu Inu	66.24	0.00	66.24	100.00
Kuma Inu	0.00	13,112.07	-13,112.07	100.00
Polygon	-0.08	0.00	-0.08	100.00
Power Ledger	0.00	-128.28	128.28	100.00
QuarkChain	0.00	-708.70	708.70	100.00
Request	0.00	-157.22	157.22	100.00

Income	2023	2022	Change (\$)	Change (%)	
SafeMoon Inu	0.00	-701.71	701.71	100.00	
SHIBCOIN	-80.39	-2,551.66	2,471.27	96.85	
Siacoin	0.00	-23.09	23.09	100.00	
StormX	0.00	-55.16	55.16	100.00	
The Sandbox	0.00	-391.64	391.64	100.00	
Theta Coin	0.00	3,499.18	-3,499.18	100.00	
Tron	0.00	772.84	-772.84	100.00	
US Dollar	6.92	0.00	6.92	100.00	
USDT (Tether)	-531.00	2.49	-533.49	21,425.30	
Verge	0.00	-41.12	41.12	100.00	
XLM Stellar	0.00	-146.62	146.62	100.00	
XRP	35.56	1,097.47	-1,061.91	96.76	
YASHA	0.00	-7,726.33	7,726.33	100.00	
<b>Sundry Assets</b>	3,410.50	8,817.17	-5,406.67	61.32	
Cryptocurrency Wallet	3,410.50	8,817.17	-5,406.67	61.32	
<b>Investment Income</b>	21.09	0.04	21.05	52,625.00	<a href="#">WP-1</a> <a href="#">WP-2</a>
<b>Foreign Income</b>	19.90	0.00	19.90	100.00	<a href="#">WP-1</a>
<b>Foreign Dividend</b>	19.90	0.00	19.90	100.00	
<b>Shares in Listed Companies - Foreign</b>	19.90	0.00	19.90	100.00	
Gold Royalty Corp	19.90	0.00	19.90	100.00	

Income	2023	2022	Change (\$)	Change (%)	
<b>General Taxable Income</b>	0.16	0.00	0.16	100.00	<a href="#">WP-1</a>
<b>Other Assets</b>	0.16	0.00	0.16	100.00	
ETHPoW	0.16	0.00	0.16	100.00	
<b>Interest</b>	1.03	0.04	0.99	2,475.00	
<b>Cash At Bank</b>	1.03	0.04	0.99	2,475.00	
CBA Bank Account	1.03	0.04	0.99	2,475.00	
<b>Member Receipts</b>	13,100.00	23,598.51	-10,498.51	44.49	
<b>Contributions</b>	13,100.00	23,598.51	-10,498.51	44.49	<a href="#">WP-1</a>
<b>Employer</b>	0.00	9,298.51	-9,298.51	100.00	
Mr Michael King	0.00	8,272.51	-8,272.51	100.00	
Mrs Muh-Ling Chang	0.00	1,026.00	-1,026.00	100.00	
<b>Member</b>	13,100.00	14,300.00	-1,200.00	8.39	
<b>Personal Non-Concessional</b>	13,100.00	14,300.00	-1,200.00	8.39	
Mr Michael King	6,550.00	7,150.00	-600.00	8.39	
Mrs Muh-Ling Chang	6,550.00	7,150.00	-600.00	8.39	
<b>Other Income</b>	1.90	0.00	1.90	100.00	
Sundry	1.90	0.00	1.90	100.00	
<b>Total Income</b>	21,190.04	-2,764.30	23,954.34	866.56	
Expenses	2023	2022	Change (\$)	Change (%)	
<b>Member Payments</b>	7,116.51	9,058.12	-1,941.61	21.44	

Expenses	2023	2022	Change (\$)	Change (%)	
<b>Insurance Premiums</b>	7,116.51	9,058.12	-1,941.61	21.44	
<b>Mr Michael King</b>	5,621.97	4,471.68	1,150.29	25.72	<a href="#">WP-1</a> <a href="#">WP-2</a>
Accumulation	5,621.97	4,471.68	1,150.29	25.72	
<b>Mrs Muh-Ling Chang</b>	1,494.54	4,586.44	-3,091.90	67.41	<a href="#">WP-1</a>
Accumulation	1,494.54	4,586.44	-3,091.90	67.41	
<b>Other Expenses</b>	360.04	2,826.09	-2,466.05	87.26	
<b>Bank Fees</b>	5.00	10.00	-5.00	50.00	
<b>Cash At Bank</b>	5.00	10.00	-5.00	50.00	
CBA Bank Account	5.00	10.00	-5.00	50.00	
<b>General Expenses</b>	0.00	2,816.09	-2,816.09	100.00	
<b>Other Assets</b>	0.00	2,816.09	-2,816.09	100.00	
Ethereum	0.00	2,816.09	-2,816.09	100.00	
Investment Management Fee	96.04	0.00	96.04	100.00	
SMSF Supervisory Levy	259.00	0.00	259.00	100.00	
<b>Total Expenses</b>	7,476.55	11,884.21	-4,407.66	37.09	
<b>Income Tax</b>	<b>2023</b>	<b>2022</b>	<b>Change (\$)</b>	<b>Change (%)</b>	
<b>Income Tax Expense</b>	4.99	0.00	4.99	100.00	<a href="#">WP-1</a> <a href="#">WP-2</a>
Excessive Foreign Tax Credit Writeoff Expense	4.99	0.00	4.99	100.00	
<b>Total Income Tax</b>	4.99	0.00	4.99	100.00	

Net Profit(Loss) Total	13,708.50	-14,648.51	
------------------------	-----------	------------	--

## Lump Sum Payment - Good to Go

Great news! After review there is nothing that requires your attention.

**Preservation Components**

						Current Status : Good to Go Prior Status : N/A		Prepared By : N/A	Reviewed By : N/A
			Prior Year			Current Year			
Account Name	Account Type	Preserved Amount	Restricted Non-Preserved Amount	Unrestricted Non-Preserved Amount	Preserved Amount	Restricted Non-Preserved Amount	Unrestricted Non-Preserved Amount		
<b>Mrs Muh-Ling Chang (Age: 55 at 30/06/2023)</b>									
Accumulation	Accumulation	27,585.98	0.00	0.00	35,554.47	0.00	0.00		
<b>Mr Michael King (Age: 56 at 30/06/2023)</b>									
Accumulation	Accumulation	43,720.11	0.00	0.00	49,460.12	0.00	0.00		



**Tax Component Verification (Accumulation)**

		Current Status : Good to Go Prior Status : Warning	Prepared By : N/A	Reviewed By : N/A
	Account Name		Prior Year Tax Free Amount	Current Year Tax Free Amount
Mrs Muh-Ling Chang (Age: 55 at 30/06/2023)				
🚩	Accumulation		11,061.62	17,611.62
Mr Michael King (Age: 56 at 30/06/2023)				
🚩	Accumulation		9,837.64	16,387.64

### Work Test - Good to Go

Great news! After review there is nothing that requires your attention.

### Contribution Cap Limit

		Current Status : Good to Go Prior Status : N/A	Prepared By : N/A	Reviewed By : N/A
	Current Year Contributions		Concessional	Non-Concessional
<b>Mr Michael King</b> Date of Birth: 27/07/1966 (Age: 55 at 30/06/2023)				
	Caps		27,500.00	110,000.00
	Cumulative available unused cap		94,227.49	0.00
	Maximum cap available		121,727.49	110,000.00
	Contributions made (to this fund)		0.00	6,550.00
	Contributions made (to other fund)		0.00	0.00
	Contributions as allocated		0.00	6,550.00
	Amount above caps		0.00	0.00
<b>Mrs Muh-Ling Chang</b> Date of Birth: 18/01/1968 (Age: 54 at 30/06/2023)				
	Caps		27,500.00	110,000.00
	Cumulative available unused cap		101,474.00	0.00
	Maximum cap available		128,974.00	110,000.00
	Contributions made (to this fund)		0.00	6,550.00
	Contributions made (to other fund)		0.00	0.00
	Contributions as allocated		0.00	6,550.00
	Amount above caps		0.00	0.00

### Negative Balance - Good to Go

Great news! After review there is nothing that requires your attention.

**Contra Bank Entries**

				Current Status : Good to Go Prior Status : Warning		Prepared By : N/A	Reviewed By : N/A
	Date	Description	Debits	Credits	Balance		
<b>CBA Bank Account</b>							
🚩	09/07/2022	Transfer to other Bank NetBank CMC GTXUS	2,000.00	0.00	5,769.50		
🚩	21/01/2023	Transfer from xx7903 CommBank app MandM to SMSF	0.00	2,000.00	2,120.59		
🚩	27/03/2023	Return 27/03/23 Direct Debit 002631 BT Life Insuranc Y0889241 062-227	0.00	5,662.60	6,900.69		
🚩	27/03/2023	Direct Debit 002631 BT Life Insuranc Y0889241 062-227	5,662.60	0.00	1,233.09		

## Income Comparison - Good to Go

Great news! After review there is nothing that requires your attention.

### Benefits Paid to Member < 60 - Good to Go

Great news! After review there is nothing that requires your attention.

## Retirement Condition - Good to Go

Great news! After review there is nothing that requires your attention.



### Market Value - Not Applicable

The system did not find any data to process.

### Pension Limit - Not Applicable

The system did not find any data to process.

### Tax Effective Allocation of Pension Payment (Member Level) - Not Applicable

The system did not find any data to process.

### Preservation Components for Member above 65 - Not Applicable

The system did not find any data to process.

### Tax Component Verification (Pension) - Not Applicable

The system did not find any data to process.

### Tax Effective Allocation of Pension Payment (Pension Account Level) - Not Applicable

The system did not find any data to process.

General Ledger

Date	Description	Quantity	Debits	Credits	Balance
<b>Member Receipts / Contributions / Member / Personal Non-Concessional / Mr Michael King</b>					
01/07/2022	Opening Balance	0.00	0.00	0.00	0.00
23/08/2022	Transfer from xx7903 NetBank MandM to SMSF	0.00	0.00	1,500.00	1,500.00
11/01/2023	Transfer from xx7903 NetBank MandM to SMSF	0.00	0.00	750.00	2,250.00
21/01/2023	Transfer from xx7903 CommBank app MandM to SMSF	0.00	0.00	1,000.00	3,250.00
04/04/2023	Transfer from xx7903 NetBank MandM to SMSF	0.00	0.00	800.00	4,050.00
06/06/2023	Transfer from xx7903 NetBank MandM to SMSF	0.00	0.00	500.00	4,550.00
28/06/2023	Transfer from xx7903 NetBank MandM to SMSF	0.00	0.00	2,000.00	6,550.00
30/06/2023	Closing Balance	0.00	0.00	0.00	6,550.00
<b>Member Receipts / Contributions / Member / Personal Non-Concessional / Mrs Muh-Ling Chang</b>					
01/07/2022	Opening Balance	0.00	0.00	0.00	0.00
23/08/2022	Transfer from xx7903 NetBank MandM to SMSF	0.00	0.00	1,500.00	1,500.00
11/01/2023	Transfer from xx7903 NetBank MandM to SMSF	0.00	0.00	750.00	2,250.00
21/01/2023	Transfer from xx7903 CommBank app MandM to SMSF	0.00	0.00	1,000.00	3,250.00
04/04/2023	Transfer from xx7903 NetBank MandM to SMSF	0.00	0.00	800.00	4,050.00

Date	Description	Quantity	Debits	Credits	Balance
06/06/2023	Transfer from xx7903 NetBank MandM to SMSF	0.00	0.00	500.00	4,550.00
28/06/2023	Transfer from xx7903 NetBank MandM to SMSF	0.00	0.00	2,000.00	6,550.00
30/06/2023	Closing Balance	0.00	0.00	0.00	6,550.00
<b>Investment Gains / Realised Capital Gains / Other Assets / Avalanche</b>					
01/07/2022	Opening Balance	0.00	0.00	0.00	0.00
15/07/2022	Sell AVAX	0.00	0.31	0.00	0.31
17/07/2022	Sell AVAX	0.00	3.55	0.00	3.86
28/07/2022	Sell AVAX	0.00	41.40	0.00	45.26
29/07/2022	Sell AVAX	0.00	2.04	0.00	47.30
30/06/2023	Closing Balance	0.00	0.00	0.00	47.30
<b>Investment Gains / Realised Capital Gains / Other Assets / Binance</b>					
01/07/2022	Opening Balance	0.00	0.00	0.00	0.00
06/10/2022	Sell BNBCOIN	0.00	0.00	36.57	36.57
27/10/2022	Sell BNBCOIN	0.00	0.00	1.09	37.66
08/11/2022	Sell BNBCOIN	0.00	0.41	0.00	37.25
12/11/2022	Sell BNBCOIN	0.00	0.01	0.00	37.24
28/11/2022	Sell BNBCOIN	0.00	6.03	0.00	31.21
02/12/2022	Sell BNBCOIN	0.00	0.63	0.00	30.58
17/12/2022	Sell BNBCOIN	0.00	0.56	0.00	30.02



Date	Description	Quantity	Debits	Credits	Balance
28/12/2022	Sell BNBCOIN	0.00	1.99	0.00	28.03
30/12/2022	Sell BNBCOIN	0.00	1.66	0.00	26.37
07/01/2023	Sell BNBCOIN	0.00	0.03	0.00	26.34
15/01/2023	Sell BNBCOIN	0.00	1.01	0.00	25.33
21/01/2023	Sell BNBCOIN	0.00	0.00	2.98	28.31
08/02/2023	Sell BNBCOIN	0.00	0.00	2.25	30.56
16/02/2023	Sell BNBCOIN	0.00	2.57	0.00	27.99
08/03/2023	Sell BNBCOIN	0.00	2.23	0.00	25.76
31/03/2023	Sell BNBCOIN	0.00	0.01	0.00	25.75
30/06/2023	Closing Balance	0.00	0.00	0.00	25.75
<b>Investment Gains / Realised Capital Gains / Other Assets / Binance USD</b>					
01/07/2022	Opening Balance	0.00	0.00	0.00	0.00
30/09/2022	Sell BUSDCOIN	0.00	0.00	768.43	768.43
04/10/2022	Sell BUSDCOIN	0.00	0.00	153.76	922.19
06/10/2022	Sell BUSDCOIN	0.00	0.00	309.48	1,231.67
30/10/2022	Sell BUSDCOIN	0.00	0.00	8.63	1,240.30
11/11/2022	Sell BUSDCOIN	0.00	0.00	11.80	1,252.10
12/11/2022	Sell BUSDCOIN	0.00	0.22	0.00	1,251.88
22/11/2022	Sell BUSDCOIN	0.00	0.00	4,397.86	5,649.74
30/11/2022	Sell BUSDCOIN	0.00	5.13	0.00	5,644.61

Date	Description	Quantity	Debits	Credits	Balance
20/12/2022	Sell BUSDCOIN	0.00	0.58	0.00	5,644.03
02/01/2023	Sell BUSDCOIN	0.00	4.96	0.00	5,639.07
09/01/2023	Sell BUSDCOIN	0.00	3.67	0.00	5,635.40
13/01/2023	Sell BUSDCOIN	0.00	1.40	0.00	5,634.00
14/01/2023	Sell BUSDCOIN	0.00	6.32	0.00	5,627.68
15/01/2023	Sell BUSDCOIN	0.00	1.11	0.00	5,626.57
17/01/2023	Sell BUSDCOIN	0.00	0.86	0.00	5,625.71
23/01/2023	Sell BUSDCOIN	0.00	0.02	0.00	5,625.69
22/02/2023	Sell BUSDCOIN	0.00	0.00	5.42	5,631.11
08/03/2023	Sell BUSDCOIN	0.00	0.00	12.01	5,643.12
31/03/2023	Sell BUSDCOIN	0.00	0.00	0.64	5,643.76
26/05/2023	Sell BUSDCOIN	0.00	0.00	1.01	5,644.77
30/06/2023	Closing Balance	0.00	0.00	0.00	5,644.77

**Investment Gains / Realised Capital Gains / Other Assets / Bitcoin**

01/07/2022	Opening Balance	0.00	0.00	0.00	0.00
30/06/2023	Non Cash Disposal	0.00	11.73	0.00	11.73
30/06/2023	Closing Balance	0.00	0.00	0.00	11.73

**Investment Gains / Realised Capital Gains / Other Assets / DEXTools**

01/07/2022	Opening Balance	0.00	0.00	0.00	0.00
30/06/2023	Non Cash Disposal	0.00	1,017.41	0.00	1,017.41

Date	Description	Quantity	Debits	Credits	Balance
30/06/2023	Closing Balance	0.00	0.00	0.00	1,017.41
<b>Investment Gains / Realised Capital Gains / Other Assets / Dogecoin</b>					
01/07/2022	Opening Balance	0.00	0.00	0.00	0.00
29/11/2022	Sell DOGECOIN	0.00	0.00	106.51	106.51
30/12/2022	Sell DOGECOIN	0.00	568.91	0.00	462.40
08/01/2023	Sell DOGECOIN	0.00	0.00	15.20	447.20
13/01/2023	Sell DOGECOIN	0.00	0.00	10.73	436.47
14/01/2023	Sell DOGECOIN	0.00	0.00	8.12	428.35
16/01/2023	Sell DOGECOIN	0.00	0.59	0.00	428.94
21/01/2023	Sell DOGECOIN	0.00	0.00	9.65	419.29
30/06/2023	Closing Balance	0.00	0.00	0.00	419.29
<b>Investment Gains / Realised Capital Gains / Other Assets / Dogelon Mars</b>					
01/07/2022	Opening Balance	0.00	0.00	0.00	0.00
30/06/2023	Non Cash Disposal	0.00	421.25	0.00	421.25
30/06/2023	Closing Balance	0.00	0.00	0.00	421.25
<b>Investment Gains / Realised Capital Gains / Other Assets / Ethereum</b>					
01/07/2022	Opening Balance	0.00	0.00	0.00	0.00
28/07/2022	Sell ETHEREUM	0.00	0.00	249.63	249.63
07/09/2022	Sell ETHEREUM	0.00	241.82	0.00	7.81
11/09/2022	Sell ETHEREUM	0.00	0.00	140.13	147.94

Date	Description	Quantity	Debits	Credits	Balance
14/09/2022	Fee	0.00	0.19	0.00	147.75
14/09/2022	Sell ETHEREUM	0.00	11.83	0.00	135.92
15/09/2022	Sell ETHEREUM	0.00	11.77	0.00	124.15
16/09/2022	Sell ETHEREUM	0.00	9.00	0.00	115.15
07/10/2022	Fee	0.00	0.01	0.00	115.14
07/10/2022	Sell ETHEREUM	0.00	14.24	0.00	100.90
10/10/2022	Fee	0.00	0.09	0.00	100.81
10/10/2022	Sell ETHEREUM	0.00	11.42	0.00	89.39
16/10/2022	Sell ETHEREUM	0.00	8.46	0.00	80.93
28/10/2022	Sell ETHEREUM	0.00	0.00	1.59	82.52
31/10/2022	Fee	0.00	0.00	0.12	82.64
31/10/2022	Sell ETHEREUM	0.00	0.00	0.80	83.44
08/11/2022	Fee	0.00	0.00	0.26	83.70
08/11/2022	Sell ETHEREUM	0.00	0.00	2.48	86.18
22/11/2022	Sell ETHEREUM	0.00	24.12	0.00	62.06
08/01/2023	Sell ETHEREUM	0.00	0.00	0.59	62.65
09/01/2023	Sell ETHEREUM	0.00	0.00	1.53	64.18
14/01/2023	Sell ETHEREUM	0.00	0.00	5.58	69.76
16/01/2023	Sell ETHEREUM	0.00	0.00	3.01	72.77
17/01/2023	Sell ETHEREUM	0.00	0.00	4.73	77.50

Date	Description	Quantity	Debits	Credits	Balance
20/01/2023	Sell ETHEREUM	0.00	0.00	2.02	79.52
22/01/2023	Fee	0.00	0.00	0.47	79.99
22/01/2023	Sell ETHEREUM	0.00	0.00	2.92	82.91
10/02/2023	Fee	0.00	0.00	0.53	83.44
10/02/2023	Sell ETHEREUM	0.00	0.00	2.92	86.36
22/02/2023	Sell ETHEREUM	0.00	0.00	132.02	218.38
05/03/2023	Sell ETHEREUM	0.00	22.22	0.00	196.16
21/03/2023	Fee	0.00	0.00	0.15	196.31
21/03/2023	Sell ETHEREUM	0.00	0.00	0.15	196.46
05/04/2023	Fee	0.00	0.26	0.00	196.20
05/04/2023	Sell ETHEREUM	0.00	0.00	32.30	228.50
04/05/2023	Sell ETHEREUM	0.00	37.70	0.00	190.80
06/05/2023	Sell ETHEREUM	0.00	32.04	0.00	158.76
21/05/2023	Fee	0.00	3.79	0.00	154.97
21/05/2023	Sell ETHEREUM	0.00	3.79	0.00	151.18
23/05/2023	Fee	0.00	9.43	0.00	141.75
23/05/2023	Sell ETHEREUM	0.00	9.43	0.00	132.32
26/05/2023	Sell ETHEREUM	0.00	9.75	0.00	122.57
21/06/2023	Sell ETHEREUM	0.00	1.64	0.00	120.93
30/06/2023	Closing Balance	0.00	0.00	0.00	120.93

Date	Description	Quantity	Debits	Credits	Balance
<b>Investment Gains / Realised Capital Gains / Other Assets / Frax Share</b>					
01/07/2022	Opening Balance	0.00	0.00	0.00	0.00
28/10/2022	Sell FXSCOIN	0.00	54.12	0.00	54.12
08/11/2022	Sell FXSCOIN	0.00	81.24	0.00	135.36
13/01/2023	Sell FXSCOIN	0.00	0.00	30.25	105.11
14/01/2023	Sell FXSCOIN	0.00	0.00	5.32	99.79
16/01/2023	Sell FXSCOIN	0.00	0.00	56.14	43.65
19/01/2023	Sell FXSCOIN	0.00	0.00	8.26	35.39
30/06/2023	Closing Balance	0.00	0.00	0.00	35.39
<b>Investment Gains / Realised Capital Gains / Other Assets / Hedron</b>					
01/07/2022	Opening Balance	0.00	0.00	0.00	0.00
05/04/2023	Sell HDRNCOIN	0.00	0.00	37.05	37.05
23/05/2023	Sell HDRNCOIN	0.00	130.58	0.00	93.53
30/06/2023	Closing Balance	0.00	0.00	0.00	93.53
<b>Investment Gains / Realised Capital Gains / Other Assets / HEX</b>					
01/07/2022	Opening Balance	0.00	0.00	0.00	0.00
07/10/2022	Sell HEX	0.00	41.60	0.00	41.60
10/10/2022	Sell HEX	0.00	46.25	0.00	87.85
16/10/2022	Sell HEX	0.00	36.26	0.00	124.11
28/10/2022	Sell HEX	0.00	0.00	113.72	10.39

Date	Description	Quantity	Debits	Credits	Balance
08/01/2023	Sell HEX	0.00	1,070.61	0.00	1,081.00
14/01/2023	Sell HEX	0.00	0.00	126.75	954.25
16/01/2023	Sell HEX	0.00	0.00	172.09	782.16
20/01/2023	Sell HEX	0.00	260.08	0.00	1,042.24
22/01/2023	Sell HEX	0.00	341.90	0.00	1,384.14
05/03/2023	Sell HEX	0.00	0.00	600.71	783.43
21/03/2023	Sell HEX	0.00	0.00	416.37	367.06
04/05/2023	Sell HEX	0.00	0.00	513.79	146.73
06/05/2023	Sell HEX	0.00	0.00	120.01	266.74
21/05/2023	Sell HEX	0.00	219.18	0.00	47.56
23/05/2023	Sell HEX	0.00	365.86	0.00	318.30
30/06/2023	Non Cash Disposal	0.00	32.02	0.00	350.32
30/06/2023	Closing Balance	0.00	0.00	0.00	350.32
<b>Investment Gains / Realised Capital Gains / Other Assets / Kishu Inu</b>					
01/07/2022	Opening Balance	0.00	0.00	0.00	0.00
08/11/2022	Sell KISHUCOIN	0.00	0.00	66.24	66.24
30/06/2023	Closing Balance	0.00	0.00	0.00	66.24
<b>Investment Gains / Realised Capital Gains / Other Assets / Polygon</b>					
01/07/2022	Opening Balance	0.00	0.00	0.00	0.00
26/05/2023	Sell MATIC	0.00	0.08	0.00	0.08

Date	Description	Quantity	Debits	Credits	Balance
30/06/2023	Closing Balance	0.00	0.00	0.00	0.08
<b>Investment Gains / Realised Capital Gains / Other Assets / SHIBCOIN</b>					
01/07/2022	Opening Balance	0.00	0.00	0.00	0.00
29/11/2022	Sell SHIB	0.00	80.39	0.00	80.39
30/06/2023	Closing Balance	0.00	0.00	0.00	80.39
<b>Investment Gains / Realised Capital Gains / Other Assets / US Dollar</b>					
01/07/2022	Opening Balance	0.00	0.00	0.00	0.00
09/09/2022	Sell USDCRYPTO	0.00	15.23	0.00	15.23
15/09/2022	Sell USDCRYPTO	0.00	0.59	0.00	15.82
16/09/2022	Sell USDCRYPTO	0.00	0.00	22.74	6.92
30/06/2023	Closing Balance	0.00	0.00	0.00	6.92
<b>Investment Gains / Realised Capital Gains / Other Assets / USDT (Tether)</b>					
01/07/2022	Opening Balance	0.00	0.00	0.00	0.00
02/07/2022	Sell USDT1	0.00	0.00	25.41	25.41
15/07/2022	Sell USDT1	0.00	0.00	1.72	27.13
17/07/2022	Sell USDT1	0.00	0.00	7.57	34.70
20/07/2022	Sell USDT1	0.00	160.50	0.00	125.80
28/07/2022	Sell USDT1	0.00	246.73	0.00	372.53
29/07/2022	Sell USDT1	0.00	49.78	0.00	422.31
08/08/2022	Sell USDT1	0.00	6.77	0.00	429.08



Date	Description	Quantity	Debits	Credits	Balance
09/09/2022	Sell USDT1	0.00	6.61	0.00	435.69
22/09/2022	Sell USDT1	0.00	0.00	0.30	435.39
26/09/2022	Sell USDT1	0.00	0.00	25.68	409.71
04/10/2022	Sell USDT1	0.00	0.00	5.71	404.00
06/10/2022	Sell USDT1	0.00	0.00	58.19	345.81
27/10/2022	Sell USDT1	0.00	0.00	16.42	329.39
31/10/2022	Sell USDT1	0.00	0.00	27.31	302.08
08/11/2022	Sell USDT1	0.00	0.00	2.40	299.68
28/11/2022	Sell USDT1	0.00	0.00	0.20	299.48
02/12/2022	Sell USDT1	0.00	2.52	0.00	302.00
17/12/2022	Sell USDT1	0.00	8.46	0.00	310.46
20/12/2022	Sell USDT1	0.00	2.20	0.00	312.66
28/12/2022	Sell USDT1	0.00	6.48	0.00	319.14
30/12/2022	Sell USDT1	0.00	9.77	0.00	328.91
07/01/2023	Sell USDT1	0.00	19.16	0.00	348.07
09/01/2023	Sell USDT1	0.00	125.02	0.00	473.09
14/01/2023	Sell USDT1	0.00	54.31	0.00	527.40
15/01/2023	Sell USDT1	0.00	2.08	0.00	529.48
17/01/2023	Sell USDT1	0.00	17.35	0.00	546.83
21/01/2023	Sell USDT1	0.00	0.14	0.00	546.97

Date	Description	Quantity	Debits	Credits	Balance
08/02/2023	Sell USDT1	0.00	0.26	0.00	547.23
10/02/2023	Sell USDT1	0.00	0.00	2.06	545.17
16/02/2023	Sell USDT1	0.00	1.11	0.00	546.28
22/02/2023	Sell USDT1	0.00	0.00	1.70	544.58
08/03/2023	Sell USDT1	0.00	0.00	13.58	531.00
30/06/2023	Closing Balance	0.00	0.00	0.00	531.00
<b>Investment Gains / Realised Capital Gains / Other Assets / XRP</b>					
01/07/2022	Opening Balance	0.00	0.00	0.00	0.00
30/09/2022	Sell XRP	0.00	0.00	6.17	6.17
06/10/2022	Sell XRP	0.00	0.00	29.39	35.56
30/06/2023	Closing Balance	0.00	0.00	0.00	35.56
<b>Investment Gains / Realised Capital Gains / Sundry Assets / Cryptocurrency Wallet</b>					
01/07/2022	Opening Balance	0.00	0.00	0.00	0.00
30/06/2023	Realised Gain	0.00	0.00	3,410.50	3,410.50
30/06/2023	Closing Balance	0.00	0.00	0.00	3,410.50
<b>Investment Gains / Increase in Market Value / Other Assets / Bitcoin</b>					
01/07/2022	Opening Balance	0.00	0.00	0.00	0.00
30/06/2023	Market Value Adjustment	0.00	0.00	7.13	7.13
30/06/2023	Closing Balance	0.00	0.00	0.00	7.13
<b>Investment Gains / Increase in Market Value / Other Assets / Cronos</b>					

Date	Description	Quantity	Debits	Credits	Balance
01/07/2022	Opening Balance	0.00	0.00	0.00	0.00
30/06/2023	Market Value Adjustment	0.00	535.84	0.00	535.84
30/06/2023	Closing Balance	0.00	0.00	0.00	535.84
<b>Investment Gains / Increase in Market Value / Other Assets / DEXTools</b>					
01/07/2022	Opening Balance	0.00	0.00	0.00	0.00
30/06/2023	Market Value Adjustment	0.00	0.00	806.67	806.67
30/06/2023	Closing Balance	0.00	0.00	0.00	806.67
<b>Investment Gains / Increase in Market Value / Other Assets / Dogelon Mars</b>					
01/07/2022	Opening Balance	0.00	0.00	0.00	0.00
30/06/2023	Market Value Adjustment	0.00	0.00	377.64	377.64
30/06/2023	Closing Balance	0.00	0.00	0.00	377.64
<b>Investment Gains / Increase in Market Value / Other Assets / Ethereum</b>					
01/07/2022	Opening Balance	0.00	0.00	0.00	0.00
30/06/2023	Market Value Adjustment	0.00	0.00	2.67	2.67
30/06/2023	Closing Balance	0.00	0.00	0.00	2.67
<b>Investment Gains / Increase in Market Value / Other Assets / ETHPoW</b>					
01/07/2022	Opening Balance	0.00	0.00	0.00	0.00
30/06/2023	Market Value Adjustment	0.00	0.10	0.00	0.10
30/06/2023	Closing Balance	0.00	0.00	0.00	0.10
<b>Investment Gains / Increase in Market Value / Other Assets / HEX</b>					

Date	Description	Quantity	Debits	Credits	Balance
01/07/2022	Opening Balance	0.00	0.00	0.00	0.00
30/06/2023	Market Value Adjustment	0.00	13.46	0.00	13.46
30/06/2023	Closing Balance	0.00	0.00	0.00	13.46
<b>Investment Gains / Increase in Market Value / Other Assets / Kuma Inu</b>					
01/07/2022	Opening Balance	0.00	0.00	0.00	0.00
30/06/2023	Market Value Adjustment	0.00	1,057.88	0.00	1,057.88
30/06/2023	Closing Balance	0.00	0.00	0.00	1,057.88
<b>Investment Gains / Increase in Market Value / Other Assets / MM Finance</b>					
01/07/2022	Opening Balance	0.00	0.00	0.00	0.00
30/06/2023	Market Value Adjustment	0.00	0.46	0.00	0.46
30/06/2023	Closing Balance	0.00	0.00	0.00	0.46
<b>Investment Gains / Increase in Market Value / Other Assets / Polygon</b>					
01/07/2022	Opening Balance	0.00	0.00	0.00	0.00
30/06/2023	Market Value Adjustment	0.00	0.42	0.00	0.42
30/06/2023	Closing Balance	0.00	0.00	0.00	0.42
<b>Investment Gains / Increase in Market Value / Other Assets / SHIBCOIN</b>					
01/07/2022	Opening Balance	0.00	0.00	0.00	0.00
30/06/2023	Market Value Adjustment	0.00	0.01	0.00	0.01
30/06/2023	Closing Balance	0.00	0.00	0.00	0.01
<b>Investment Gains / Increase in Market Value / Other Assets / Songbird</b>					

Date	Description	Quantity	Debits	Credits	Balance
01/07/2022	Opening Balance	0.00	0.00	0.00	0.00
30/06/2023	Market Value Adjustment	0.00	108.95	0.00	108.95
30/06/2023	Closing Balance	0.00	0.00	0.00	108.95
<b>Investment Gains / Increase in Market Value / Other Assets / STEP N</b>					
01/07/2022	Opening Balance	0.00	0.00	0.00	0.00
30/06/2023	Market Value Adjustment	0.00	35.29	0.00	35.29
30/06/2023	Closing Balance	0.00	0.00	0.00	35.29
<b>Investment Gains / Increase in Market Value / Other Assets / Theta Fuel</b>					
01/07/2022	Opening Balance	0.00	0.00	0.00	0.00
30/06/2023	Market Value Adjustment	0.00	7.25	0.00	7.25
30/06/2023	Closing Balance	0.00	0.00	0.00	7.25
<b>Investment Gains / Increase in Market Value / Other Assets / US Dollar</b>					
01/07/2022	Opening Balance	0.00	0.00	0.00	0.00
30/06/2023	Market Value Adjustment	0.00	0.00	41.88	41.88
30/06/2023	Closing Balance	0.00	0.00	0.00	41.88
<b>Investment Gains / Increase in Market Value / Other Assets / USDT (Tether)</b>					
01/07/2022	Opening Balance	0.00	0.00	0.00	0.00
30/06/2023	Market Value Adjustment	0.00	0.00	59.92	59.92
30/06/2023	Closing Balance	0.00	0.00	0.00	59.92
<b>Investment Gains / Increase in Market Value / Other Assets / Veracity</b>					

Date	Description	Quantity	Debits	Credits	Balance
01/07/2022	Opening Balance	0.00	0.00	0.00	0.00
30/06/2023	Market Value Adjustment	0.00	0.24	0.00	0.24
30/06/2023	Closing Balance	0.00	0.00	0.00	0.24
<b>Investment Gains / Increase in Market Value / Shares in Listed Companies - Foreign / Emerald Health Therapeutics Inc</b>					
01/07/2022	Opening Balance	0.00	0.00	0.00	0.00
30/06/2023	Market Value Adjustment	0.00	0.00	4,325.46	4,325.46
30/06/2023	Closing Balance	0.00	0.00	0.00	4,325.46
<b>Investment Gains / Increase in Market Value / Shares in Listed Companies - Foreign / Garrett Motion Inc</b>					
01/07/2022	Opening Balance	0.00	0.00	0.00	0.00
30/06/2023	Market Value Adjustment	0.00	0.00	65.68	65.68
30/06/2023	Closing Balance	0.00	0.00	0.00	65.68
<b>Investment Gains / Increase in Market Value / Shares in Listed Companies - Foreign / Gold Royalty Corp</b>					
01/07/2022	Opening Balance	0.00	0.00	0.00	0.00
30/06/2023	Market Value Adjustment	0.00	199.80	0.00	199.80
30/06/2023	Closing Balance	0.00	0.00	0.00	199.80
<b>Investment Gains / Increase in Market Value / Shares in Listed Companies - Foreign / Nuvve Holding Corp</b>					
01/07/2022	Opening Balance	0.00	0.00	0.00	0.00
30/06/2023	Market Value Adjustment	0.00	589.60	0.00	589.60
30/06/2023	Closing Balance	0.00	0.00	0.00	589.60
<b>Investment Gains / Increase in Market Value / Shares in Listed Companies - Foreign / Skye Bioscience Inc.</b>					

Date	Description	Quantity	Debits	Credits	Balance
01/07/2022	Opening Balance	0.00	0.00	0.00	0.00
30/06/2023	Market Value Adjustment	0.00	4,308.57	0.00	4,308.57
30/06/2023	Closing Balance	0.00	0.00	0.00	4,308.57
<b>Investment Gains / Increase in Market Value / Shares in Listed Companies - Foreign / Tritium DCFC Limited</b>					
01/07/2022	Opening Balance	0.00	0.00	0.00	0.00
30/06/2023	Market Value Adjustment	0.00	863.53	0.00	863.53
30/06/2023	Closing Balance	0.00	0.00	0.00	863.53
<b>Investment Gains / Increase in Market Value / Gold Minted Bar</b>					
01/07/2022	Opening Balance	0.00	0.00	0.00	0.00
30/06/2023	Market Value Adjustment	0.00	0.00	1,929.60	1,929.60
30/06/2023	Closing Balance	0.00	0.00	0.00	1,929.60
<b>Investment Gains / Increase in Market Value / Platinum Coin</b>					
01/07/2022	Opening Balance	0.00	0.00	0.00	0.00
30/06/2023	Market Value Adjustment	0.00	0.00	148.02	148.02
30/06/2023	Closing Balance	0.00	0.00	0.00	148.02
<b>Investment Gains / Increase in Market Value / Silver Minted Coins</b>					
01/07/2022	Opening Balance	0.00	0.00	0.00	0.00
30/06/2023	Market Value Adjustment	0.00	0.00	1,720.80	1,720.80
30/06/2023	Closing Balance	0.00	0.00	0.00	1,720.80
<b>Investment Gains / Disposal Suspense / Other Assets / Avalanche</b>					

Date	Description	Quantity	Debits	Credits	Balance
01/07/2022	Opening Balance	0.00	0.00	0.00	0.00
15/07/2022	Sell AVAX	1.00	0.00	29.24	29.24
15/07/2022	Sell AVAX	4.06	0.00	118.81	148.05
15/07/2022	Sell AVAX	-5.06	148.05	0.00	0.00
17/07/2022	Sell AVAX	5.00	0.00	147.81	147.81
17/07/2022	Sell AVAX	49.74	0.00	1,469.30	1,617.11
17/07/2022	Sell AVAX	-54.74	1,617.11	0.00	0.00
28/07/2022	Sell AVAX	85.19	0.00	2,821.96	2,821.96
28/07/2022	Sell AVAX	-85.19	2,821.96	0.00	0.00
29/07/2022	Sell AVAX	40.66	0.00	1,430.19	1,430.19
29/07/2022	Sell AVAX	-40.66	1,430.19	0.00	0.00
30/06/2023	Closing Balance	0.00	0.00	0.00	0.00
<b>Investment Gains / Disposal Suspense / Other Assets / Binance</b>					
01/07/2022	Opening Balance	0.00	0.00	0.00	0.00
06/10/2022	Sell BNBCOIN	0.05	0.00	22.53	22.53
06/10/2022	Sell BNBCOIN	0.05	0.00	22.53	45.06
06/10/2022	Sell BNBCOIN	0.90	0.00	405.47	450.53
06/10/2022	Sell BNBCOIN	-1.00	450.53	0.00	0.00
16/10/2022	Sell BNBCOIN	1.10	0.00	478.79	478.79
16/10/2022	Sell BNBCOIN	-1.10	478.79	0.00	0.00



Date	Description	Quantity	Debits	Credits	Balance
27/10/2022	Sell BNBCOIN	0.65	0.00	296.26	296.26
27/10/2022	Sell BNBCOIN	-0.65	296.26	0.00	0.00
08/11/2022	Sell BNBCOIN	0.54	0.00	266.99	266.99
08/11/2022	Sell BNBCOIN	-0.54	266.99	0.00	0.00
12/11/2022	Sell BNBCOIN	0.02	0.00	6.74	6.74
12/11/2022	Sell BNBCOIN	-0.02	6.74	0.00	0.00
28/11/2022	Sell BNBCOIN	0.90	0.00	415.08	415.08
28/11/2022	Sell BNBCOIN	-0.90	415.08	0.00	0.00
02/12/2022	Sell BNBCOIN	0.40	0.00	170.98	170.98
02/12/2022	Sell BNBCOIN	-0.40	170.98	0.00	0.00
17/12/2022	Sell BNBCOIN	0.80	0.00	272.44	272.44
17/12/2022	Sell BNBCOIN	-0.80	272.44	0.00	0.00
28/12/2022	Sell BNBCOIN	0.50	0.00	182.50	182.50
28/12/2022	Sell BNBCOIN	-0.50	182.50	0.00	0.00
30/12/2022	Sell BNBCOIN	0.70	0.00	253.42	253.42
30/12/2022	Sell BNBCOIN	-0.70	253.42	0.00	0.00
07/01/2023	Sell BNBCOIN	0.90	0.00	340.07	340.07
07/01/2023	Sell BNBCOIN	-0.90	340.07	0.00	0.00
15/01/2023	Sell BNBCOIN	0.34	0.00	144.76	144.76
15/01/2023	Sell BNBCOIN	-0.34	144.76	0.00	0.00

Date	Description	Quantity	Debits	Credits	Balance
21/01/2023	Sell BNBCOIN	0.06	0.00	26.07	26.07
21/01/2023	Sell BNBCOIN	0.26	0.00	117.57	143.64
21/01/2023	Sell BNBCOIN	-0.32	143.64	0.00	0.00
23/01/2023	Sell BNBCOIN	0.00	0.00	0.04	0.04
23/01/2023	Sell BNBCOIN	-0.00	0.04	0.00	0.00
08/02/2023	Sell BNBCOIN	0.07	0.00	30.89	30.89
08/02/2023	Sell BNBCOIN	0.10	0.00	47.47	78.36
08/02/2023	Sell BNBCOIN	0.13	0.00	64.06	142.42
08/02/2023	Sell BNBCOIN	-0.30	142.42	0.00	0.00
16/02/2023	Sell BNBCOIN	0.04	0.00	20.39	20.39
16/02/2023	Sell BNBCOIN	0.12	0.00	52.20	72.59
16/02/2023	Sell BNBCOIN	-0.16	72.59	0.00	0.00
08/03/2023	Sell BNBCOIN	0.10	0.00	43.57	43.57
08/03/2023	Sell BNBCOIN	0.12	0.00	50.13	93.70
08/03/2023	Sell BNBCOIN	-0.22	93.70	0.00	0.00
31/03/2023	Sell BNBCOIN	0.03	0.00	14.99	14.99
31/03/2023	Sell BNBCOIN	-0.03	14.99	0.00	0.00
30/06/2023	Closing Balance	0.00	0.00	0.00	0.00
<b>Investment Gains / Disposal Suspense / Other Assets / Binance USD</b>					
01/07/2022	Opening Balance	0.00	0.00	0.00	0.00

Date	Description	Quantity	Debits	Credits	Balance
30/09/2022	Sell BUSDCOIN	500.00	0.00	768.43	768.43
30/09/2022	Sell BUSDCOIN	-500.00	768.43	0.00	0.00
04/10/2022	Sell BUSDCOIN	100.02	0.00	153.76	153.76
04/10/2022	Sell BUSDCOIN	-100.02	153.76	0.00	0.00
06/10/2022	Sell BUSDCOIN	201.64	0.00	309.48	309.48
06/10/2022	Sell BUSDCOIN	-201.64	309.48	0.00	0.00
30/10/2022	Sell BUSDCOIN	500.00	0.00	779.43	779.43
30/10/2022	Sell BUSDCOIN	-500.00	779.43	0.00	0.00
11/11/2022	Sell BUSDCOIN	121.34	0.00	188.54	188.54
11/11/2022	Sell BUSDCOIN	168.60	0.00	261.97	450.51
11/11/2022	Sell BUSDCOIN	331.40	0.00	514.90	965.41
11/11/2022	Sell BUSDCOIN	378.66	0.00	588.33	1,553.74
11/11/2022	Sell BUSDCOIN	-1,000.00	1,553.74	0.00	0.00
12/11/2022	Sell BUSDCOIN	4.52	0.00	6.75	6.75
12/11/2022	Sell BUSDCOIN	-4.52	6.75	0.00	0.00
22/11/2022	Sell BUSDCOIN	2,910.00	0.00	4,397.86	4,397.86
22/11/2022	Sell BUSDCOIN	-2,910.00	4,397.86	0.00	0.00
30/11/2022	Sell BUSDCOIN	87.01	0.00	130.04	130.04
30/11/2022	Sell BUSDCOIN	412.99	0.00	617.27	747.31
30/11/2022	Sell BUSDCOIN	500.00	0.00	752.44	1,499.75

Date	Description	Quantity	Debits	Credits	Balance
30/11/2022	Sell BUSDCOIN	-1,000.00	1,499.75	0.00	0.00
20/12/2022	Sell BUSDCOIN	49.80	0.00	74.36	74.36
20/12/2022	Sell BUSDCOIN	-49.80	74.36	0.00	0.00
02/01/2023	Sell BUSDCOIN	500.00	0.00	734.11	734.11
02/01/2023	Sell BUSDCOIN	-500.00	734.11	0.00	0.00
09/01/2023	Sell BUSDCOIN	0.73	0.00	1.06	1.06
09/01/2023	Sell BUSDCOIN	129.00	0.00	187.30	188.36
09/01/2023	Sell BUSDCOIN	199.27	0.00	289.33	477.69
09/01/2023	Sell BUSDCOIN	-329.00	477.69	0.00	0.00
13/01/2023	Sell BUSDCOIN	200.00	0.00	289.26	289.26
13/01/2023	Sell BUSDCOIN	-200.00	289.26	0.00	0.00
14/01/2023	Sell BUSDCOIN	99.27	0.00	142.18	142.18
14/01/2023	Sell BUSDCOIN	99.27	0.00	142.18	284.36
14/01/2023	Sell BUSDCOIN	100.73	0.00	144.27	428.63
14/01/2023	Sell BUSDCOIN	100.73	0.00	144.27	572.90
14/01/2023	Sell BUSDCOIN	-400.00	572.90	0.00	0.00
15/01/2023	Sell BUSDCOIN	10.00	0.00	14.31	14.31
15/01/2023	Sell BUSDCOIN	25.57	0.00	36.64	50.95
15/01/2023	Sell BUSDCOIN	53.32	0.00	76.40	127.35
15/01/2023	Sell BUSDCOIN	122.11	0.00	174.96	302.31

Date	Description	Quantity	Debits	Credits	Balance
15/01/2023	Sell BUSDCOIN	-211.00	302.31	0.00	0.00
17/01/2023	Sell BUSDCOIN	75.10	0.00	107.47	107.47
17/01/2023	Sell BUSDCOIN	85.87	0.00	122.89	230.36
17/01/2023	Sell BUSDCOIN	114.13	0.00	163.31	393.67
17/01/2023	Sell BUSDCOIN	124.90	0.00	178.73	572.40
17/01/2023	Sell BUSDCOIN	-400.00	572.40	0.00	0.00
23/01/2023	Sell BUSDCOIN	38.68	0.00	55.33	55.33
23/01/2023	Sell BUSDCOIN	-38.68	55.33	0.00	0.00
22/02/2023	Sell BUSDCOIN	24.26	0.00	35.42	35.42
22/02/2023	Sell BUSDCOIN	75.21	0.00	109.79	145.21
22/02/2023	Sell BUSDCOIN	203.53	0.00	297.13	442.34
22/02/2023	Sell BUSDCOIN	-303.00	442.34	0.00	0.00
08/03/2023	Sell BUSDCOIN	150.00	0.00	227.47	227.47
08/03/2023	Sell BUSDCOIN	-150.00	227.47	0.00	0.00
31/03/2023	Sell BUSDCOIN	10.00	0.00	15.00	15.00
31/03/2023	Sell BUSDCOIN	-10.00	15.00	0.00	0.00
26/05/2023	Sell BUSDCOIN	10.00	0.00	15.38	15.38
26/05/2023	Sell BUSDCOIN	-10.00	15.38	0.00	0.00
30/06/2023	Closing Balance	0.00	0.00	0.00	0.00

Investment Gains / Disposal Suspense / Other Assets / Bitcoin

Date	Description	Quantity	Debits	Credits	Balance
01/07/2022	Opening Balance	0.00	0.00	0.00	0.00
30/06/2023	Non Cash Disposal	0.00	0.00	0.00	0.00
30/06/2023	Non Cash Disposal	-0.00	0.00	0.00	0.00
30/06/2023	Closing Balance	0.00	0.00	0.00	0.00
<b>Investment Gains / Disposal Suspense / Other Assets / DEXTools</b>					
01/07/2022	Opening Balance	0.00	0.00	0.00	0.00
30/06/2023	Non Cash Disposal	1,075.71	0.00	0.00	0.00
30/06/2023	Non Cash Disposal	-1,075.71	0.00	0.00	0.00
30/06/2023	Closing Balance	0.00	0.00	0.00	0.00
<b>Investment Gains / Disposal Suspense / Other Assets / Dogecoin</b>					
01/07/2022	Opening Balance	0.00	0.00	0.00	0.00
29/11/2022	Sell DOGECOIN	5,721.04	0.00	883.38	883.38
29/11/2022	Sell DOGECOIN	-5,721.04	883.38	0.00	0.00
30/12/2022	Sell DOGECOIN	4,561.09	0.00	457.44	457.44
30/12/2022	Sell DOGECOIN	4,720.23	0.00	473.40	930.84
30/12/2022	Sell DOGECOIN	-9,281.32	930.84	0.00	0.00
08/01/2023	Sell DOGECOIN	6,969.00	0.00	726.65	726.65
08/01/2023	Sell DOGECOIN	-6,969.00	726.65	0.00	0.00
13/01/2023	Sell DOGECOIN	221.93	0.00	25.84	25.84
13/01/2023	Sell DOGECOIN	1,673.35	0.00	194.85	220.69

Date	Description	Quantity	Debits	Credits	Balance
13/01/2023	Sell DOGECOIN	-1,895.28	220.69	0.00	0.00
14/01/2023	Sell DOGECOIN	2,460.29	0.00	297.38	297.38
14/01/2023	Sell DOGECOIN	-2,460.29	297.38	0.00	0.00
16/01/2023	Sell DOGECOIN	2,318.38	0.00	285.86	285.86
16/01/2023	Sell DOGECOIN	-2,318.38	285.86	0.00	0.00
21/01/2023	Sell DOGECOIN	2,374.65	0.00	295.85	295.85
21/01/2023	Sell DOGECOIN	-2,374.65	295.85	0.00	0.00
30/06/2023	Closing Balance	0.00	0.00	0.00	0.00

**Investment Gains / Disposal Suspense / Other Assets / Dogelon Mars**

01/07/2022	Opening Balance	0.00	0.00	0.00	0.00
30/06/2023	Non Cash Disposal	94,803,354.60	0.00	0.00	0.00
30/06/2023	Non Cash Disposal	-94,803,354.60	0.00	0.00	0.00
30/06/2023	Closing Balance	0.00	0.00	0.00	0.00

**Investment Gains / Disposal Suspense / Other Assets / Ethereum**

01/07/2022	Opening Balance	0.00	0.00	0.00	0.00
28/07/2022	Sell ETHEREUM	0.04	0.00	90.48	90.48
28/07/2022	Sell ETHEREUM	0.05	0.00	115.45	205.93
28/07/2022	Sell ETHEREUM	0.09	0.00	205.93	411.86
28/07/2022	Sell ETHEREUM	0.53	0.00	1,229.08	1,640.94
28/07/2022	Sell ETHEREUM	1.15	0.00	2,649.35	4,290.29

Date	Description	Quantity	Debits	Credits	Balance
28/07/2022	Sell ETHEREUM	-1.86	4,290.29	0.00	0.00
07/09/2022	Sell ETHEREUM	0.09	0.00	199.40	199.40
07/09/2022	Sell ETHEREUM	0.10	0.00	223.58	422.98
07/09/2022	Sell ETHEREUM	1.01	0.00	2,259.96	2,682.94
07/09/2022	Sell ETHEREUM	-1.20	2,682.94	0.00	0.00
11/09/2022	Sell ETHEREUM	0.09	0.00	230.27	230.27
11/09/2022	Sell ETHEREUM	0.44	0.00	1,141.90	1,372.17
11/09/2022	Sell ETHEREUM	0.60	0.00	1,547.93	2,920.10
11/09/2022	Sell ETHEREUM	-1.13	2,920.10	0.00	0.00
14/09/2022	Fee	0.00	0.00	3.45	3.45
14/09/2022	Fee	-0.00	3.45	0.00	0.00
14/09/2022	Sell ETHEREUM	0.00	0.00	3.45	3.45
14/09/2022	Sell ETHEREUM	0.01	0.00	20.63	24.08
14/09/2022	Sell ETHEREUM	0.09	0.00	204.71	228.79
14/09/2022	Sell ETHEREUM	-0.10	228.79	0.00	0.00
15/09/2022	Sell ETHEREUM	0.00	0.00	2.31	2.31
15/09/2022	Sell ETHEREUM	0.06	0.00	139.44	141.75
15/09/2022	Sell ETHEREUM	0.57	0.00	1,372.60	1,514.35
15/09/2022	Sell ETHEREUM	-0.63	1,514.35	0.00	0.00
16/09/2022	Sell ETHEREUM	0.00	0.00	2.12	2.12



Date	Description	Quantity	Debits	Credits	Balance
16/09/2022	Sell ETHEREUM	0.04	0.00	94.12	96.24
16/09/2022	Sell ETHEREUM	0.64	0.00	1,425.43	1,521.67
16/09/2022	Sell ETHEREUM	-0.69	1,521.67	0.00	0.00
07/10/2022	Fee	0.00	0.00	0.81	0.81
07/10/2022	Fee	-0.00	0.81	0.00	0.00
07/10/2022	Sell ETHEREUM	0.00	0.00	0.81	0.81
07/10/2022	Sell ETHEREUM	0.00	0.00	4.93	5.74
07/10/2022	Sell ETHEREUM	0.01	0.00	12.59	18.33
07/10/2022	Sell ETHEREUM	0.02	0.00	42.02	60.35
07/10/2022	Sell ETHEREUM	0.35	0.00	736.58	796.93
07/10/2022	Sell ETHEREUM	-0.38	796.93	0.00	0.00
10/10/2022	Fee	0.00	0.00	5.05	5.05
10/10/2022	Fee	-0.00	5.05	0.00	0.00
10/10/2022	Sell ETHEREUM	0.00	0.00	5.05	5.05
10/10/2022	Sell ETHEREUM	0.00	0.00	8.55	13.60
10/10/2022	Sell ETHEREUM	0.01	0.00	12.67	26.27
10/10/2022	Sell ETHEREUM	0.04	0.00	82.91	109.18
10/10/2022	Sell ETHEREUM	0.34	0.00	697.96	807.14
10/10/2022	Sell ETHEREUM	-0.39	807.14	0.00	0.00
16/10/2022	Sell ETHEREUM	0.00	0.00	0.65	0.65

Date	Description	Quantity	Debits	Credits	Balance
16/10/2022	Sell ETHEREUM	0.00	0.00	6.98	7.63
16/10/2022	Sell ETHEREUM	0.04	0.00	76.12	83.75
16/10/2022	Sell ETHEREUM	0.41	0.00	853.74	937.49
16/10/2022	Sell ETHEREUM	-0.45	937.49	0.00	0.00
28/10/2022	Sell ETHEREUM	0.01	0.00	12.43	12.43
28/10/2022	Sell ETHEREUM	-0.01	12.43	0.00	0.00
31/10/2022	Fee	0.00	0.00	0.81	0.81
31/10/2022	Fee	-0.00	0.81	0.00	0.00
31/10/2022	Sell ETHEREUM	0.00	0.00	0.81	0.81
31/10/2022	Sell ETHEREUM	0.00	0.00	4.28	5.09
31/10/2022	Sell ETHEREUM	-0.00	5.09	0.00	0.00
08/11/2022	Fee	0.00	0.00	2.28	2.28
08/11/2022	Fee	-0.00	2.28	0.00	0.00
08/11/2022	Sell ETHEREUM	0.00	0.00	2.28	2.28
08/11/2022	Sell ETHEREUM	0.00	0.00	4.43	6.71
08/11/2022	Sell ETHEREUM	0.01	0.00	16.46	23.17
08/11/2022	Sell ETHEREUM	-0.01	23.17	0.00	0.00
22/11/2022	Sell ETHEREUM	0.00	0.00	1.28	1.28
22/11/2022	Sell ETHEREUM	0.05	0.00	82.62	83.90
22/11/2022	Sell ETHEREUM	2.45	0.00	4,085.18	4,169.08

Date	Description	Quantity	Debits	Credits	Balance
22/11/2022	Sell ETHEREUM	-2.50	4,169.08	0.00	0.00
08/01/2023	Sell ETHEREUM	0.00	0.00	6.31	6.31
08/01/2023	Sell ETHEREUM	-0.00	6.31	0.00	0.00
09/01/2023	Sell ETHEREUM	0.00	0.00	5.64	5.64
09/01/2023	Sell ETHEREUM	0.00	0.00	6.85	12.49
09/01/2023	Sell ETHEREUM	-0.01	12.49	0.00	0.00
14/01/2023	Sell ETHEREUM	0.00	0.00	9.36	9.36
14/01/2023	Sell ETHEREUM	0.01	0.00	13.04	22.40
14/01/2023	Sell ETHEREUM	-0.01	22.40	0.00	0.00
16/01/2023	Sell ETHEREUM	0.01	0.00	12.03	12.03
16/01/2023	Sell ETHEREUM	-0.01	12.03	0.00	0.00
17/01/2023	Sell ETHEREUM	0.00	0.00	7.83	7.83
17/01/2023	Sell ETHEREUM	0.00	0.00	10.41	18.24
17/01/2023	Sell ETHEREUM	-0.01	18.24	0.00	0.00
20/01/2023	Sell ETHEREUM	0.00	0.00	7.77	7.77
20/01/2023	Sell ETHEREUM	-0.00	7.77	0.00	0.00
22/01/2023	Fee	0.00	0.00	1.62	1.62
22/01/2023	Fee	-0.00	1.62	0.00	0.00
22/01/2023	Sell ETHEREUM	0.00	0.00	1.62	1.62
22/01/2023	Sell ETHEREUM	0.00	0.00	8.42	10.04

Date	Description	Quantity	Debits	Credits	Balance
22/01/2023	Sell ETHEREUM	-0.00	10.04	0.00	0.00
10/02/2023	Fee	0.00	0.00	2.06	2.06
10/02/2023	Fee	-0.00	2.06	0.00	0.00
10/02/2023	Sell ETHEREUM	0.00	0.00	2.06	2.06
10/02/2023	Sell ETHEREUM	0.00	0.00	9.32	11.38
10/02/2023	Sell ETHEREUM	-0.01	11.38	0.00	0.00
22/02/2023	Sell ETHEREUM	0.00	0.00	2.89	2.89
22/02/2023	Sell ETHEREUM	0.00	0.00	10.06	12.95
22/02/2023	Sell ETHEREUM	0.06	0.00	146.94	159.89
22/02/2023	Sell ETHEREUM	0.14	0.00	342.13	502.02
22/02/2023	Sell ETHEREUM	-0.21	502.02	0.00	0.00
05/03/2023	Sell ETHEREUM	0.00	0.00	9.55	9.55
05/03/2023	Sell ETHEREUM	0.01	0.00	24.12	33.67
05/03/2023	Sell ETHEREUM	0.01	0.00	24.20	57.87
05/03/2023	Sell ETHEREUM	0.01	0.00	29.55	87.42
05/03/2023	Sell ETHEREUM	0.02	0.00	38.30	125.72
05/03/2023	Sell ETHEREUM	0.07	0.00	158.45	284.17
05/03/2023	Sell ETHEREUM	0.62	0.00	1,446.94	1,731.11
05/03/2023	Sell ETHEREUM	-0.75	1,731.11	0.00	0.00
21/03/2023	Fee	0.00	0.00	1.20	1.20

Date	Description	Quantity	Debits	Credits	Balance
21/03/2023	Fee	-0.00	1.20	0.00	0.00
21/03/2023	Sell ETHEREUM	0.00	0.00	1.20	1.20
21/03/2023	Sell ETHEREUM	-0.00	1.20	0.00	0.00
05/04/2023	Fee	0.00	0.00	3.80	3.80
05/04/2023	Fee	-0.00	3.80	0.00	0.00
05/04/2023	Sell ETHEREUM	0.00	0.00	3.80	3.80
05/04/2023	Sell ETHEREUM	0.01	0.00	14.76	18.56
05/04/2023	Sell ETHEREUM	0.03	0.00	84.23	102.79
05/04/2023	Sell ETHEREUM	0.03	0.00	87.32	190.11
05/04/2023	Sell ETHEREUM	-0.07	190.11	0.00	0.00
04/05/2023	Sell ETHEREUM	0.01	0.00	31.60	31.60
04/05/2023	Sell ETHEREUM	0.04	0.00	107.70	139.30
04/05/2023	Sell ETHEREUM	0.49	0.00	1,409.41	1,548.71
04/05/2023	Sell ETHEREUM	-0.54	1,548.71	0.00	0.00
06/05/2023	Sell ETHEREUM	0.02	0.00	58.60	58.60
06/05/2023	Sell ETHEREUM	0.04	0.00	118.54	177.14
06/05/2023	Sell ETHEREUM	0.11	0.00	323.77	500.91
06/05/2023	Sell ETHEREUM	-0.17	500.91	0.00	0.00
21/05/2023	Fee	0.00	0.00	3.67	3.67
21/05/2023	Fee	0.01	0.00	15.83	19.50

Date	Description	Quantity	Debits	Credits	Balance
21/05/2023	Fee	-0.01	19.50	0.00	0.00
21/05/2023	Sell ETHEREUM	0.00	0.00	3.67	3.67
21/05/2023	Sell ETHEREUM	0.01	0.00	15.83	19.50
21/05/2023	Sell ETHEREUM	-0.01	19.50	0.00	0.00
23/05/2023	Fee	0.00	0.00	5.13	5.13
23/05/2023	Fee	0.00	0.00	6.23	11.36
23/05/2023	Fee	0.01	0.00	18.99	30.35
23/05/2023	Fee	0.01	0.00	25.11	55.46
23/05/2023	Fee	-0.02	55.46	0.00	0.00
23/05/2023	Sell ETHEREUM	0.00	0.00	5.13	5.13
23/05/2023	Sell ETHEREUM	0.00	0.00	6.23	11.36
23/05/2023	Sell ETHEREUM	0.01	0.00	18.99	30.35
23/05/2023	Sell ETHEREUM	0.01	0.00	25.11	55.46
23/05/2023	Sell ETHEREUM	-0.02	55.46	0.00	0.00
26/05/2023	Sell ETHEREUM	0.02	0.00	50.12	50.12
26/05/2023	Sell ETHEREUM	0.18	0.00	492.94	543.06
26/05/2023	Sell ETHEREUM	-0.20	543.06	0.00	0.00
21/06/2023	Sell ETHEREUM	0.02	0.00	40.88	40.88
21/06/2023	Sell ETHEREUM	-0.02	40.88	0.00	0.00
30/06/2023	Closing Balance	0.00	0.00	0.00	0.00

Date	Description	Quantity	Debits	Credits	Balance
<b>Investment Gains / Disposal Suspense / Other Assets / Frax Share</b>					
01/07/2022	Opening Balance	0.00	0.00	0.00	0.00
28/10/2022	Sell FXSCOIN	49.43	0.00	457.82	457.82
28/10/2022	Sell FXSCOIN	96.81	0.00	896.72	1,354.54
28/10/2022	Sell FXSCOIN	-146.24	1,354.54	0.00	0.00
08/11/2022	Sell FXSCOIN	71.41	0.00	698.19	698.19
08/11/2022	Sell FXSCOIN	-71.41	698.19	0.00	0.00
13/01/2023	Sell FXSCOIN	31.19	0.00	289.26	289.26
13/01/2023	Sell FXSCOIN	-31.19	289.26	0.00	0.00
14/01/2023	Sell FXSCOIN	3.78	0.00	36.70	36.70
14/01/2023	Sell FXSCOIN	-3.78	36.70	0.00	0.00
16/01/2023	Sell FXSCOIN	29.58	0.00	342.59	342.59
16/01/2023	Sell FXSCOIN	-29.58	342.59	0.00	0.00
19/01/2023	Sell FXSCOIN	22.14	0.00	294.46	294.46
19/01/2023	Sell FXSCOIN	-22.14	294.46	0.00	0.00
30/06/2023	Closing Balance	0.00	0.00	0.00	0.00
<b>Investment Gains / Disposal Suspense / Other Assets / Hedron</b>					
01/07/2022	Opening Balance	0.00	0.00	0.00	0.00
05/04/2023	Sell HDRNCOIN	8,407,949.71	0.00	29.99	29.99
05/04/2023	Sell HDRNCOIN	54,685,633.71	0.00	195.06	225.05

Date	Description	Quantity	Debits	Credits	Balance
05/04/2023	Sell HDRNCOIN	-63,093,583.42	225.05	0.00	0.00
23/05/2023	Sell HDRNCOIN	42,557,559.41	0.00	40.97	40.97
23/05/2023	Sell HDRNCOIN	-42,557,559.41	40.97	0.00	0.00
30/06/2023	Closing Balance	0.00	0.00	0.00	0.00
<b>Investment Gains / Disposal Suspense / Other Assets / HEX</b>					
01/07/2022	Opening Balance	0.00	0.00	0.00	0.00
07/10/2022	Sell HEX	2,516.33	0.00	128.39	128.39
07/10/2022	Sell HEX	12,483.67	0.00	636.97	765.36
07/10/2022	Sell HEX	-15,000.00	765.36	0.00	0.00
10/10/2022	Sell HEX	98.84	0.00	5.15	5.15
10/10/2022	Sell HEX	14,901.16	0.00	776.82	781.97
10/10/2022	Sell HEX	-15,000.00	781.97	0.00	0.00
16/10/2022	Sell HEX	20,000.00	0.00	993.34	993.34
16/10/2022	Sell HEX	-20,000.00	993.34	0.00	0.00
28/10/2022	Sell HEX	9,446.55	0.00	599.57	599.57
28/10/2022	Sell HEX	-9,446.55	599.57	0.00	0.00
08/01/2023	Sell HEX	1,312.58	0.00	43.05	43.05
08/01/2023	Sell HEX	1,332.34	0.00	43.69	86.74
08/01/2023	Sell HEX	7,921.56	0.00	259.79	346.53
08/01/2023	Sell HEX	78,061.12	0.00	2,560.07	2,906.60



Date	Description	Quantity	Debits	Credits	Balance
08/01/2023	Sell HEX	-88,627.60	2,906.60	0.00	0.00
14/01/2023	Sell HEX	21,223.96	0.00	795.87	795.87
14/01/2023	Sell HEX	35,615.27	0.00	1,335.52	2,131.39
14/01/2023	Sell HEX	43,160.77	0.00	1,618.47	3,749.86
14/01/2023	Sell HEX	-100,000.00	3,749.86	0.00	0.00
16/01/2023	Sell HEX	5,200.08	0.00	198.63	198.63
16/01/2023	Sell HEX	94,799.92	0.00	3,621.13	3,819.76
16/01/2023	Sell HEX	-100,000.00	3,819.76	0.00	0.00
20/01/2023	Sell HEX	7,944.48	0.00	266.36	266.36
20/01/2023	Sell HEX	42,055.52	0.00	1,410.00	1,676.36
20/01/2023	Sell HEX	-50,000.00	1,676.36	0.00	0.00
22/01/2023	Sell HEX	20,163.52	0.00	667.75	667.75
22/01/2023	Sell HEX	29,836.48	0.00	988.09	1,655.84
22/01/2023	Sell HEX	-50,000.00	1,655.84	0.00	0.00
05/03/2023	Sell HEX	4,759.35	0.00	455.83	455.83
05/03/2023	Sell HEX	11,240.65	0.00	1,076.57	1,532.40
05/03/2023	Sell HEX	-16,000.00	1,532.40	0.00	0.00
21/03/2023	Sell HEX	5,000.00	0.00	750.52	750.52
21/03/2023	Sell HEX	-5,000.00	750.52	0.00	0.00
04/05/2023	Sell HEX	16,000.00	0.00	1,583.07	1,583.07

Date	Description	Quantity	Debits	Credits	Balance
04/05/2023	Sell HEX	-16,000.00	1,583.07	0.00	0.00
06/05/2023	Sell HEX	5,000.00	0.00	454.16	454.16
06/05/2023	Sell HEX	-5,000.00	454.16	0.00	0.00
21/05/2023	Sell HEX	4,012.99	0.00	212.78	212.78
21/05/2023	Sell HEX	5,987.01	0.00	317.45	530.23
21/05/2023	Sell HEX	-10,000.00	530.23	0.00	0.00
23/05/2023	Sell HEX	1,194.84	0.00	41.95	41.95
23/05/2023	Sell HEX	5,344.36	0.00	187.65	229.60
23/05/2023	Sell HEX	-6,539.21	229.60	0.00	0.00
30/06/2023	Non Cash Disposal	359.70	0.00	0.00	0.00
30/06/2023	Non Cash Disposal	-359.70	0.00	0.00	0.00
30/06/2023	Closing Balance	0.00	0.00	0.00	0.00
<b>Investment Gains / Disposal Suspense / Other Assets / Hina Inu</b>					
01/07/2022	Opening Balance	0.00	0.00	0.00	0.00
30/06/2023	Non Cash Disposal	9,512,967,553,817.72	0.00	0.00	0.00
30/06/2023	Non Cash Disposal	-9,512,967,553,817.72	0.00	0.00	0.00
30/06/2023	Closing Balance	0.00	0.00	0.00	0.00
<b>Investment Gains / Disposal Suspense / Other Assets / Kishu Inu</b>					
01/07/2022	Opening Balance	0.00	0.00	0.00	0.00
08/11/2022	Sell KISHUCOIN	1,189,004,554.24	0.00	0.91	0.91

Date	Description	Quantity	Debits	Credits	Balance
08/11/2022	Sell KISHUCOIN	84,904,873,426.85	0.00	65.33	66.24
08/11/2022	Sell KISHUCOIN	-86,093,877,981.08	66.24	0.00	0.00
30/06/2023	Closing Balance	0.00	0.00	0.00	0.00
<b>Investment Gains / Disposal Suspense / Other Assets / Polygon</b>					
01/07/2022	Opening Balance	0.00	0.00	0.00	0.00
26/05/2023	Sell MATIC	10.00	0.00	13.77	13.77
26/05/2023	Sell MATIC	-10.00	13.77	0.00	0.00
30/06/2023	Closing Balance	0.00	0.00	0.00	0.00
<b>Investment Gains / Disposal Suspense / Other Assets / SHIBCOIN</b>					
01/07/2022	Opening Balance	0.00	0.00	0.00	0.00
29/11/2022	Non Cash Disposal	0.71	0.00	0.00	0.00
29/11/2022	Non Cash Disposal	-0.71	0.00	0.00	0.00
29/11/2022	Sell SHIB	1,972.60	0.00	0.03	0.03
29/11/2022	Sell SHIB	50,160,359.91	0.00	696.42	696.45
29/11/2022	Sell SHIB	-50,162,332.52	696.45	0.00	0.00
30/06/2023	Closing Balance	0.00	0.00	0.00	0.00
<b>Investment Gains / Disposal Suspense / Other Assets / US Dollar</b>					
01/07/2022	Opening Balance	0.00	0.00	0.00	0.00
09/09/2022	Sell USDCRYPTO	1,000.00	0.00	1,473.92	1,473.92
09/09/2022	Sell USDCRYPTO	-1,000.00	1,473.92	0.00	0.00

Date	Description	Quantity	Debits	Credits	Balance
15/09/2022	Sell USDCRYPTO	198.34	0.00	294.10	294.10
15/09/2022	Sell USDCRYPTO	801.66	0.00	1,188.69	1,482.79
15/09/2022	Sell USDCRYPTO	-1,000.00	1,482.79	0.00	0.00
16/09/2022	Sell USDCRYPTO	1,000.00	0.00	1,482.79	1,482.79
16/09/2022	Sell USDCRYPTO	-1,000.00	1,482.79	0.00	0.00
30/06/2023	Closing Balance	0.00	0.00	0.00	0.00
<b>Investment Gains / Disposal Suspense / Other Assets / USDT (Tether)</b>					
01/07/2022	Opening Balance	0.00	0.00	0.00	0.00
02/07/2022	Sell USDT1	101.05	0.00	148.28	148.28
02/07/2022	Sell USDT1	9,902.95	0.00	14,531.11	14,679.39
02/07/2022	Sell USDT1	-10,004.00	14,679.39	0.00	0.00
15/07/2022	Sell USDT1	100.00	0.00	148.36	148.36
15/07/2022	Sell USDT1	-100.00	148.36	0.00	0.00
17/07/2022	Sell USDT1	97.05	0.00	142.99	142.99
17/07/2022	Sell USDT1	100.00	0.00	147.33	290.32
17/07/2022	Sell USDT1	902.95	0.00	1,330.34	1,620.66
17/07/2022	Sell USDT1	-1,100.00	1,620.66	0.00	0.00
20/07/2022	Sell USDT1	9.20	0.00	13.33	13.33
20/07/2022	Sell USDT1	4,991.20	0.00	7,229.28	7,242.61
20/07/2022	Sell USDT1	-5,000.40	7,242.61	0.00	0.00

Date	Description	Quantity	Debits	Credits	Balance
28/07/2022	Sell USDT1	51.00	0.00	73.02	73.02
28/07/2022	Sell USDT1	1,000.00	0.00	1,431.68	1,504.70
28/07/2022	Sell USDT1	2,000.00	0.00	2,863.36	4,368.06
28/07/2022	Sell USDT1	2,000.00	0.00	2,863.36	7,231.42
28/07/2022	Sell USDT1	-5,051.00	7,231.42	0.00	0.00
29/07/2022	Sell USDT1	1,001.00	0.00	1,432.23	1,432.23
29/07/2022	Sell USDT1	-1,001.00	1,432.23	0.00	0.00
08/08/2022	Sell USDT1	204.00	0.00	295.26	295.26
08/08/2022	Sell USDT1	-204.00	295.26	0.00	0.00
09/09/2022	Sell USDT1	1,000.00	0.00	1,473.92	1,473.92
09/09/2022	Sell USDT1	-1,000.00	1,473.92	0.00	0.00
22/09/2022	Sell USDT1	20.00	0.00	29.91	29.91
22/09/2022	Sell USDT1	-20.00	29.91	0.00	0.00
26/09/2022	Sell USDT1	100.00	0.00	153.19	153.19
26/09/2022	Sell USDT1	400.00	0.00	612.75	765.94
26/09/2022	Sell USDT1	-500.00	765.94	0.00	0.00
04/10/2022	Sell USDT1	100.00	0.00	153.76	153.76
04/10/2022	Sell USDT1	-100.00	153.76	0.00	0.00
06/10/2022	Sell USDT1	1,066.40	0.00	1,637.03	1,637.03
06/10/2022	Sell USDT1	-1,066.40	1,637.03	0.00	0.00

Date	Description	Quantity	Debits	Credits	Balance
27/10/2022	Sell USDT1	42.33	0.00	66.35	66.35
27/10/2022	Sell USDT1	46.68	0.00	73.16	139.51
27/10/2022	Sell USDT1	100.00	0.00	156.74	296.25
27/10/2022	Sell USDT1	-189.01	296.25	0.00	0.00
31/10/2022	Sell USDT1	350.00	0.00	545.50	545.50
31/10/2022	Sell USDT1	-350.00	545.50	0.00	0.00
08/11/2022	Sell USDT1	38.93	0.00	60.03	60.03
08/11/2022	Sell USDT1	-38.93	60.03	0.00	0.00
28/11/2022	Sell USDT1	92.39	0.00	136.86	136.86
28/11/2022	Sell USDT1	187.83	0.00	278.22	415.08
28/11/2022	Sell USDT1	-280.22	415.08	0.00	0.00
02/12/2022	Sell USDT1	10.78	0.00	15.83	15.83
02/12/2022	Sell USDT1	105.65	0.00	155.15	170.98
02/12/2022	Sell USDT1	-116.43	170.98	0.00	0.00
17/12/2022	Sell USDT1	180.00	0.00	268.06	268.06
17/12/2022	Sell USDT1	-180.00	268.06	0.00	0.00
20/12/2022	Sell USDT1	10.83	0.00	16.17	16.17
20/12/2022	Sell USDT1	41.91	0.00	62.59	78.76
20/12/2022	Sell USDT1	-52.74	78.76	0.00	0.00
28/12/2022	Sell USDT1	123.11	0.00	182.50	182.50

Date	Description	Quantity	Debits	Credits	Balance
28/12/2022	Sell USDT1	-123.11	182.50	0.00	0.00
30/12/2022	Sell USDT1	23.99	0.00	35.46	35.46
30/12/2022	Sell USDT1	147.45	0.00	217.95	253.41
30/12/2022	Sell USDT1	-171.44	253.41	0.00	0.00
07/01/2023	Sell USDT1	234.00	0.00	340.07	340.07
07/01/2023	Sell USDT1	-234.00	340.07	0.00	0.00
09/01/2023	Sell USDT1	7.47	0.00	10.85	10.85
09/01/2023	Sell USDT1	49.79	0.00	72.30	83.15
09/01/2023	Sell USDT1	64.59	0.00	93.78	176.93
09/01/2023	Sell USDT1	116.43	0.00	169.05	345.98
09/01/2023	Sell USDT1	123.11	0.00	178.75	524.73
09/01/2023	Sell USDT1	169.41	0.00	245.98	770.71
09/01/2023	Sell USDT1	171.44	0.00	248.93	1,019.64
09/01/2023	Sell USDT1	182.94	0.00	265.63	1,285.27
09/01/2023	Sell USDT1	280.22	0.00	406.87	1,692.14
09/01/2023	Sell USDT1	834.59	0.00	1,211.78	2,903.92
09/01/2023	Sell USDT1	-2,000.00	2,903.92	0.00	0.00
14/01/2023	Sell USDT1	1,165.41	0.00	1,669.16	1,669.16
14/01/2023	Sell USDT1	1,447.40	0.00	2,073.03	3,742.19
14/01/2023	Sell USDT1	-2,612.81	3,742.19	0.00	0.00

Date	Description	Quantity	Debits	Credits	Balance
15/01/2023	Sell USDT1	101.00	0.00	144.76	144.76
15/01/2023	Sell USDT1	201.00	0.00	288.09	432.85
15/01/2023	Sell USDT1	-302.00	432.85	0.00	0.00
17/01/2023	Sell USDT1	9.99	0.00	14.29	14.29
17/01/2023	Sell USDT1	101.00	0.00	144.53	158.82
17/01/2023	Sell USDT1	200.93	0.00	287.54	446.36
17/01/2023	Sell USDT1	665.04	0.00	955.23	1,401.59
17/01/2023	Sell USDT1	824.67	0.00	1,180.10	2,581.69
17/01/2023	Sell USDT1	863.41	0.00	1,235.55	3,817.24
17/01/2023	Sell USDT1	-2,665.04	3,817.24	0.00	0.00
21/01/2023	Sell USDT1	101.00	0.00	145.08	145.08
21/01/2023	Sell USDT1	-101.00	145.08	0.00	0.00
08/02/2023	Sell USDT1	101.00	0.00	144.96	144.96
08/02/2023	Sell USDT1	-101.00	144.96	0.00	0.00
10/02/2023	Sell USDT1	973.33	0.00	1,401.38	1,401.38
10/02/2023	Sell USDT1	1,026.67	0.00	1,478.17	2,879.55
10/02/2023	Sell USDT1	-2,000.00	2,879.55	0.00	0.00
16/02/2023	Sell USDT1	51.00	0.00	73.06	73.06
16/02/2023	Sell USDT1	-51.00	73.06	0.00	0.00
22/02/2023	Sell USDT1	80.30	0.00	117.23	117.23



Date	Description	Quantity	Debits	Credits	Balance
22/02/2023	Sell USDT1	100.00	0.00	145.99	263.22
22/02/2023	Sell USDT1	130.43	0.00	190.41	453.63
22/02/2023	Sell USDT1	-310.73	453.63	0.00	0.00
08/03/2023	Sell USDT1	218.59	0.00	331.49	331.49
08/03/2023	Sell USDT1	-218.59	331.49	0.00	0.00
30/06/2023	Closing Balance	0.00	0.00	0.00	0.00
<b>Investment Gains / Disposal Suspense / Other Assets / XRP</b>					
01/07/2022	Opening Balance	0.00	0.00	0.00	0.00
30/09/2022	Sell XRP	30.00	0.00	22.17	22.17
30/09/2022	Sell XRP	-30.00	22.17	0.00	0.00
06/10/2022	Sell XRP	23.82	0.00	18.12	18.12
06/10/2022	Sell XRP	1,041.69	0.00	792.41	810.53
06/10/2022	Sell XRP	-1,065.51	810.53	0.00	0.00
30/06/2023	Closing Balance	0.00	0.00	0.00	0.00
<b>Investment Gains / Disposal Suspense / Emerald Health Therapeutics Inc</b>					
01/07/2022	Opening Balance	0.00	0.00	0.00	0.00
10/11/2022	TBD/SKYE Takeover Merger	499.00	0.00	4,339.39	4,339.39
10/11/2022	TBD/SKYE Takeover Merger	-499.00	4,339.39	0.00	0.00
30/06/2023	Closing Balance	0.00	0.00	0.00	0.00
<b>Investment Income / Foreign Income / Foreign Dividend / Shares in Listed Companies - Foreign / Gold Royalty Corp</b>					

Date	Description	Quantity	Debits	Credits	Balance
01/07/2022	Opening Balance	0.00	0.00	0.00	0.00
06/07/2022	JNL1513714 GROY:US Intl Div Ex:16/06/22	0.00	0.00	4.86	4.86
30/09/2022	GROY 1.5380C	0.00	0.00	5.15	10.01
30/12/2022	GROY 1.4760C	0.00	0.00	4.95	14.96
13/04/2023	GROY 1.4923C	0.00	0.00	4.94	19.90
30/06/2023	Closing Balance	0.00	0.00	0.00	19.90
<b>Investment Income / General Taxable Income / Other Assets / ETHPoW</b>					
01/07/2022	Opening Balance	0.00	0.00	0.00	0.00
20/09/2022	Investment Income	0.00	0.00	0.16	0.16
30/06/2023	Closing Balance	0.00	0.00	0.00	0.16
<b>Investment Income / Interest / Cash At Bank / CBA Bank Account</b>					
01/07/2022	Opening Balance	0.00	0.00	0.00	0.00
01/03/2023	Credit Interest	0.00	0.00	0.06	0.06
01/04/2023	Credit Interest	0.00	0.00	0.36	0.42
01/05/2023	Credit Interest	0.00	0.00	0.48	0.90
01/06/2023	Credit Interest	0.00	0.00	0.13	1.03
30/06/2023	Closing Balance	0.00	0.00	0.00	1.03
<b>Other Income / Sundry</b>					
01/07/2022	Opening Balance	0.00	0.00	0.00	0.00

Date	Description	Quantity	Debits	Credits	Balance
24/04/2023	UNITED1624802867343 Card xx0419 Value Date: 17/04/2023	0.00	0.00	1.90	1.90
30/06/2023	Closing Balance	0.00	0.00	0.00	1.90
<b>Member Payments / Insurance Premiums / Mr Michael King / Accumulation</b>					
01/07/2022	Opening Balance	0.00	0.00	0.00	0.00
15/07/2022	Direct Debit 523294 NEOS LIFE 111603075/9859534	0.00	441.28	0.00	441.28
15/08/2022	Direct Debit 523294 NEOS LIFE 111603075/10290223	0.00	441.28	0.00	882.56
15/09/2022	Direct Debit 523294 NEOS LIFE 111603075/10760538	0.00	441.28	0.00	1,323.84
17/10/2022	Direct Debit 523294 NEOS LIFE 111603075/11164260	0.00	441.28	0.00	1,765.12
15/11/2022	Direct Debit 523294 NEOS LIFE 111603075/11555002	0.00	441.28	0.00	2,206.40
15/12/2022	Direct Debit 523294 NEOS LIFE 111603075/11931981	0.00	441.28	0.00	2,647.68
16/01/2023	Direct Debit 523294 NEOS LIFE 111603075/12282960	0.00	441.28	0.00	3,088.96
15/02/2023	Direct Debit 523294 NEOS LIFE 111603075/12630792	0.00	441.28	0.00	3,530.24
15/03/2023	Direct Debit 523294 NEOS LIFE 111603075/12969447	0.00	441.28	0.00	3,971.52
17/04/2023	Direct Debit 523294 NEOS LIFE 111603075/13295130	0.00	550.15	0.00	4,521.67
15/05/2023	Direct Debit 523294 NEOS LIFE 111603075/13602704	0.00	550.15	0.00	5,071.82

Date	Description	Quantity	Debits	Credits	Balance
15/06/2023	Direct Debit 523294 NEOS LIFE 111603075/13909748	0.00	550.15	0.00	5,621.97
30/06/2023	Closing Balance	0.00	0.00	0.00	5,621.97
01/07/2022	Opening Balance	0.00	0.00	0.00	0.00
15/07/2022	Direct Debit 523294 NEOS LIFE 111603075/9859534	0.00	0.00	441.28	441.28
15/07/2022	Insurance Premium Paid	0.00	441.28	0.00	0.00
15/08/2022	Direct Debit 523294 NEOS LIFE 111603075/10290223	0.00	0.00	441.28	441.28
15/08/2022	Insurance Premium Paid	0.00	441.28	0.00	0.00
15/09/2022	Direct Debit 523294 NEOS LIFE 111603075/10760538	0.00	0.00	441.28	441.28
15/09/2022	Insurance Premium Paid	0.00	441.28	0.00	0.00
17/10/2022	Direct Debit 523294 NEOS LIFE 111603075/11164260	0.00	0.00	441.28	441.28
17/10/2022	Insurance Premium Paid	0.00	441.28	0.00	0.00
15/11/2022	Direct Debit 523294 NEOS LIFE 111603075/11555002	0.00	0.00	441.28	441.28
15/11/2022	Insurance Premium Paid	0.00	441.28	0.00	0.00
15/12/2022	Direct Debit 523294 NEOS LIFE 111603075/11931981	0.00	0.00	441.28	441.28
15/12/2022	Insurance Premium Paid	0.00	441.28	0.00	0.00
16/01/2023	Direct Debit 523294 NEOS LIFE 111603075/12282960	0.00	0.00	441.28	441.28
16/01/2023	Insurance Premium Paid	0.00	441.28	0.00	0.00

Date	Description	Quantity	Debits	Credits	Balance
15/02/2023	Direct Debit 523294 NEOS LIFE 111603075/12630792	0.00	0.00	441.28	441.28
15/02/2023	Insurance Premium Paid	0.00	441.28	0.00	0.00
15/03/2023	Direct Debit 523294 NEOS LIFE 111603075/12969447	0.00	0.00	441.28	441.28
15/03/2023	Insurance Premium Paid	0.00	441.28	0.00	0.00
17/04/2023	Direct Debit 523294 NEOS LIFE 111603075/13295130	0.00	0.00	550.15	550.15
17/04/2023	Insurance Premium Paid	0.00	550.15	0.00	0.00
15/05/2023	Direct Debit 523294 NEOS LIFE 111603075/13602704	0.00	0.00	550.15	550.15
15/05/2023	Insurance Premium Paid	0.00	550.15	0.00	0.00
15/06/2023	Direct Debit 523294 NEOS LIFE 111603075/13909748	0.00	0.00	550.15	550.15
15/06/2023	Insurance Premium Paid	0.00	550.15	0.00	0.00
30/06/2023	Closing Balance	0.00	0.00	0.00	0.00
<b>Member Payments / Insurance Premiums / Mrs Muh-Ling Chang / Accumulation</b>					
01/07/2022	Opening Balance	0.00	0.00	0.00	0.00
17/04/2023	Direct Debit 002631 BT Life Insuranc Y0889241 062-227	0.00	1,494.54	0.00	1,494.54
30/06/2023	Closing Balance	0.00	0.00	0.00	1,494.54
01/07/2022	Opening Balance	0.00	0.00	0.00	0.00
17/04/2023	Direct Debit 002631 BT Life Insuranc Y0889241 062-227	0.00	0.00	1,494.54	1,494.54

Date	Description	Quantity	Debits	Credits	Balance
17/04/2023	Insurance Premium Paid	0.00	1,494.54	0.00	0.00
30/06/2023	Closing Balance	0.00	0.00	0.00	0.00
<b>Other Expenses / Bank Fees / Cash At Bank / CBA Bank Account</b>					
01/07/2022	Opening Balance	0.00	0.00	0.00	0.00
27/03/2023	Unpaid Payment Fee	0.00	5.00	0.00	5.00
30/06/2023	Closing Balance	0.00	0.00	0.00	5.00
<b>Other Expenses / Investment Management Fee</b>					
01/07/2022	Opening Balance	0.00	0.00	0.00	0.00
30/06/2023	Fund General Expense	0.00	96.04	0.00	96.04
30/06/2023	Closing Balance	0.00	0.00	0.00	96.04
<b>Other Expenses / SMSF Supervisory Levy</b>					
01/07/2022	Opening Balance	0.00	0.00	0.00	0.00
11/01/2023	Fund Income Tax Payment	0.00	259.00	0.00	259.00
30/06/2023	Closing Balance	0.00	0.00	0.00	259.00
<b>Income Tax Expense / Income Tax Expense</b>					
01/07/2022	Opening Balance	0.00	0.00	0.00	0.00
15/07/2022	Fund Income Tax	0.00	0.00	66.19	66.19
15/08/2022	Fund Income Tax	0.00	0.00	66.19	132.38
15/09/2022	Fund Income Tax	0.00	0.00	66.19	198.57
17/10/2022	Fund Income Tax	0.00	0.00	66.19	264.76

Date	Description	Quantity	Debits	Credits	Balance
15/11/2022	Fund Income Tax	0.00	0.00	66.19	330.95
15/12/2022	Fund Income Tax	0.00	0.00	66.19	397.14
16/01/2023	Fund Income Tax	0.00	0.00	66.19	463.33
15/02/2023	Fund Income Tax	0.00	0.00	66.19	529.52
15/03/2023	Fund Income Tax	0.00	0.00	66.19	595.71
17/04/2023	Fund Income Tax	0.00	0.00	82.52	678.23
17/04/2023	Fund Income Tax	0.00	0.00	224.18	902.41
15/05/2023	Fund Income Tax	0.00	0.00	82.52	984.93
15/06/2023	Fund Income Tax	0.00	0.00	82.52	1,067.45
30/06/2023	Fund Income Tax	0.00	1,067.45	0.00	0.00
30/06/2023	Closing Balance	0.00	0.00	0.00	0.00
<b>Income Tax Expense / Excessive Foreign Tax Credit Writeoff Expense</b>					
01/07/2022	Opening Balance	0.00	0.00	0.00	0.00
30/06/2023	Excessive foreign tax credit written off	0.00	4.99	0.00	4.99
30/06/2023	Closing Balance	0.00	0.00	0.00	4.99
<b>Investments - Avalanche</b>					
01/07/2022	Opening Balance	0.00	0.00	0.00	0.00
15/07/2022	Buy AVAX	1.00	29.30	0.00	29.30
15/07/2022	Buy AVAX	4.06	119.06	0.00	148.36
15/07/2022	Sell AVAX	-5.06	0.00	148.36	0.00

Date	Description	Quantity	Debits	Credits	Balance
17/07/2022	Buy AVAX	5.00	147.33	0.00	147.33
17/07/2022	Buy AVAX	49.74	1,473.33	0.00	1,620.66
17/07/2022	Sell AVAX	-54.74	0.00	1,620.66	0.00
28/07/2022	Buy AVAX	85.19	2,863.36	0.00	2,863.36
28/07/2022	Sell AVAX	-85.19	0.00	2,863.36	0.00
29/07/2022	Buy AVAX	40.66	1,432.23	0.00	1,432.23
29/07/2022	Sell AVAX	-40.66	0.00	1,432.23	0.00
30/06/2023	Closing Balance	0.00	0.00	0.00	0.00
<b>Investments - Binance</b>					
01/07/2022	Opening Balance	0.00	0.00	0.00	0.00
14/09/2022	Buy BNBCOIN	0.05	20.58	0.00	20.58
14/09/2022	Buy BNBCOIN	0.05	20.63	0.00	41.21
14/09/2022	Buy BNBCOIN	0.90	372.75	0.00	413.96
06/10/2022	Sell BNBCOIN	-1.00	0.00	413.96	0.00
16/10/2022	Buy BNBCOIN	1.10	478.79	0.00	478.79
16/10/2022	Sell BNBCOIN	-1.10	0.00	478.79	0.00
27/10/2022	Buy BNBCOIN	0.65	295.17	0.00	295.17
27/10/2022	Sell BNBCOIN	-0.65	0.00	295.17	0.00
08/11/2022	Buy BNBCOIN	0.54	267.40	0.00	267.40
08/11/2022	Sell BNBCOIN	-0.54	0.00	267.40	0.00



Date	Description	Quantity	Debits	Credits	Balance
12/11/2022	Buy BNBCOIN	0.02	6.75	0.00	6.75
12/11/2022	Sell BNBCOIN	-0.02	0.00	6.75	0.00
27/11/2022	Buy BNBCOIN	0.90	421.11	0.00	421.11
28/11/2022	Sell BNBCOIN	-0.90	0.00	421.11	0.00
02/12/2022	Buy BNBCOIN	0.40	171.61	0.00	171.61
02/12/2022	Sell BNBCOIN	-0.40	0.00	171.61	0.00
17/12/2022	Buy BNBCOIN	0.80	273.00	0.00	273.00
17/12/2022	Sell BNBCOIN	-0.80	0.00	273.00	0.00
24/12/2022	Buy BNBCOIN	0.50	184.49	0.00	184.49
28/12/2022	Sell BNBCOIN	-0.50	0.00	184.49	0.00
29/12/2022	Buy BNBCOIN	0.70	255.08	0.00	255.08
30/12/2022	Sell BNBCOIN	-0.70	0.00	255.08	0.00
07/01/2023	Buy BNBCOIN	0.90	340.10	0.00	340.10
07/01/2023	Sell BNBCOIN	-0.90	0.00	340.10	0.00
15/01/2023	Buy BNBCOIN	0.06	25.09	0.00	25.09
15/01/2023	Buy BNBCOIN	0.34	145.77	0.00	170.86
15/01/2023	Sell BNBCOIN	-0.34	0.00	145.77	25.09
21/01/2023	Buy BNBCOIN	0.00	0.04	0.00	25.13
21/01/2023	Buy BNBCOIN	0.07	28.39	0.00	53.52
21/01/2023	Buy BNBCOIN	0.26	115.58	0.00	169.10

Date	Description	Quantity	Debits	Credits	Balance
21/01/2023	Sell BNBCOIN	-0.32	0.00	140.66	28.44
23/01/2023	Sell BNBCOIN	-0.00	0.00	0.04	28.40
08/02/2023	Buy BNBCOIN	0.10	47.58	0.00	75.98
08/02/2023	Buy BNBCOIN	0.12	54.74	0.00	130.72
08/02/2023	Buy BNBCOIN	0.13	64.20	0.00	194.92
08/02/2023	Sell BNBCOIN	-0.30	0.00	140.17	54.75
16/02/2023	Buy BNBCOIN	0.04	20.41	0.00	75.16
16/02/2023	Buy BNBCOIN	0.12	52.26	0.00	127.42
16/02/2023	Sell BNBCOIN	-0.16	0.00	75.16	52.26
08/03/2023	Buy BNBCOIN	0.10	43.67	0.00	95.93
08/03/2023	Sell BNBCOIN	-0.22	0.00	95.93	0.00
31/03/2023	Buy BNBCOIN	0.03	15.00	0.00	15.00
31/03/2023	Sell BNBCOIN	-0.03	0.00	15.00	0.00
30/06/2023	Closing Balance	0.00	0.00	0.00	0.00

**Investments - Binance USD**

01/07/2022	Opening Balance	0.00	0.00	0.00	0.00
30/09/2022	Buy BUSDCOIN	500.00	0.00	0.00	0.00
30/09/2022	Sell BUSDCOIN	-500.00	0.00	0.00	0.00
04/10/2022	Buy BUSDCOIN	100.02	0.00	0.00	0.00
04/10/2022	Sell BUSDCOIN	-100.02	0.00	0.00	0.00

Date	Description	Quantity	Debits	Credits	Balance
06/10/2022	Buy BUSDCOIN	201.64	0.00	0.00	0.00
06/10/2022	Sell BUSDCOIN	-201.64	0.00	0.00	0.00
28/10/2022	Buy BUSDCOIN	378.66	583.74	0.00	583.74
28/10/2022	Buy BUSDCOIN	500.00	770.80	0.00	1,354.54
30/10/2022	Sell BUSDCOIN	-500.00	0.00	770.80	583.74
08/11/2022	Buy BUSDCOIN	4.52	6.97	0.00	590.71
08/11/2022	Buy BUSDCOIN	121.34	187.13	0.00	777.84
08/11/2022	Buy BUSDCOIN	168.60	260.01	0.00	1,037.85
08/11/2022	Buy BUSDCOIN	331.40	511.06	0.00	1,548.91
11/11/2022	Sell BUSDCOIN	-1,000.00	0.00	1,541.94	6.97
12/11/2022	Sell BUSDCOIN	-4.52	0.00	6.97	0.00
22/11/2022	Buy BUSDCOIN	2,910.00	0.00	0.00	0.00
22/11/2022	Sell BUSDCOIN	-2,910.00	0.00	0.00	0.00
29/11/2022	Buy BUSDCOIN	49.80	74.94	0.00	74.94
29/11/2022	Buy BUSDCOIN	87.01	130.94	0.00	205.88
29/11/2022	Buy BUSDCOIN	412.99	621.50	0.00	827.38
29/11/2022	Buy BUSDCOIN	500.00	752.44	0.00	1,579.82
30/11/2022	Sell BUSDCOIN	-1,000.00	0.00	1,504.88	74.94
20/12/2022	Sell BUSDCOIN	-49.80	0.00	74.94	0.00
30/12/2022	Buy BUSDCOIN	0.73	1.08	0.00	1.08

Date	Description	Quantity	Debits	Credits	Balance
30/12/2022	Buy BUSDCOIN	129.00	190.68	0.00	191.76
30/12/2022	Buy BUSDCOIN	500.00	739.07	0.00	930.83
02/01/2023	Sell BUSDCOIN	-500.00	0.00	739.07	191.76
08/01/2023	Buy BUSDCOIN	100.73	146.39	0.00	338.15
08/01/2023	Buy BUSDCOIN	199.27	289.60	0.00	627.75
08/01/2023	Buy BUSDCOIN	200.00	290.66	0.00	918.41
09/01/2023	Sell BUSDCOIN	-329.00	0.00	481.36	437.05
13/01/2023	Buy BUSDCOIN	53.32	77.12	0.00	514.17
13/01/2023	Buy BUSDCOIN	99.27	143.57	0.00	657.74
13/01/2023	Buy BUSDCOIN	99.27	143.57	0.00	801.31
13/01/2023	Buy BUSDCOIN	100.73	145.69	0.00	947.00
13/01/2023	Sell BUSDCOIN	-200.00	0.00	290.66	656.34
14/01/2023	Buy BUSDCOIN	10.00	14.35	0.00	670.69
14/01/2023	Buy BUSDCOIN	25.57	36.70	0.00	707.39
14/01/2023	Buy BUSDCOIN	75.10	107.78	0.00	815.17
14/01/2023	Buy BUSDCOIN	122.11	175.25	0.00	990.42
14/01/2023	Sell BUSDCOIN	-400.00	0.00	579.22	411.20
15/01/2023	Sell BUSDCOIN	-211.00	0.00	303.42	107.78
16/01/2023	Buy BUSDCOIN	38.68	55.35	0.00	163.13
16/01/2023	Buy BUSDCOIN	75.21	107.62	0.00	270.75

Date	Description	Quantity	Debits	Credits	Balance
16/01/2023	Buy BUSDCOIN	85.87	122.89	0.00	393.64
16/01/2023	Buy BUSDCOIN	114.13	163.57	0.00	557.21
16/01/2023	Buy BUSDCOIN	124.90	179.02	0.00	736.23
17/01/2023	Sell BUSDCOIN	-400.00	0.00	573.26	162.97
19/01/2023	Buy BUSDCOIN	203.53	294.46	0.00	457.43
21/01/2023	Buy BUSDCOIN	10.00	14.36	0.00	471.79
21/01/2023	Buy BUSDCOIN	10.00	14.36	0.00	486.15
21/01/2023	Buy BUSDCOIN	24.26	34.85	0.00	521.00
21/01/2023	Buy BUSDCOIN	150.00	215.46	0.00	736.46
23/01/2023	Sell BUSDCOIN	-38.68	0.00	55.35	681.11
22/02/2023	Sell BUSDCOIN	-303.00	0.00	436.92	244.19
08/03/2023	Sell BUSDCOIN	-150.00	0.00	215.46	28.73
31/03/2023	Sell BUSDCOIN	-10.00	0.00	14.36	14.37
26/05/2023	Sell BUSDCOIN	-10.00	0.00	14.37	0.00
30/06/2023	Closing Balance	0.00	0.00	0.00	0.00
<b>Investments - Bitcoin</b>					
01/07/2022	Opening Balance	0.00	0.00	0.00	4.60
30/06/2023	Market Value Adjustment	0.00	7.13	0.00	11.73
30/06/2023	Non Cash Disposal	-0.00	0.00	11.73	0.00
30/06/2023	Closing Balance	0.00	0.00	0.00	0.00

Date	Description	Quantity	Debits	Credits	Balance
<b>Investments - Cronos</b>					
01/07/2022	Opening Balance	0.00	0.00	0.00	0.00
30/06/2023	Buy CRO	1,674.76	677.86	0.00	677.86
30/06/2023	Market Value Adjustment	0.00	0.00	535.84	142.02
30/06/2023	Closing Balance	1,674.76	0.00	0.00	142.02
<b>Investments - DEXTools</b>					
01/07/2022	Opening Balance	1,075.71	0.00	0.00	210.74
30/06/2023	Market Value Adjustment	0.00	806.67	0.00	1,017.41
30/06/2023	Non Cash Disposal	-1,075.71	0.00	1,017.41	0.00
30/06/2023	Closing Balance	0.00	0.00	0.00	0.00
<b>Investments - Dogecoin</b>					
01/07/2022	Opening Balance	0.00	0.00	0.00	0.00
11/11/2022	Buy DOGECOIN	5,721.04	776.87	0.00	776.87
29/11/2022	Sell DOGECOIN	-5,721.04	0.00	776.87	0.00
30/11/2022	Buy DOGECOIN	4,720.23	747.31	0.00	747.31
30/11/2022	Buy DOGECOIN	4,561.09	752.44	0.00	1,499.75
30/12/2022	Sell DOGECOIN	-9,281.32	0.00	1,499.75	0.00
02/01/2023	Buy DOGECOIN	221.93	22.66	0.00	22.66
02/01/2023	Buy DOGECOIN	6,969.00	711.45	0.00	734.11
08/01/2023	Sell DOGECOIN	-6,969.00	0.00	711.45	22.66

Date	Description	Quantity	Debits	Credits	Balance
09/01/2023	Buy DOGECOIN	1,673.35	187.30	0.00	209.96
13/01/2023	Buy DOGECOIN	2,460.29	289.26	0.00	499.22
13/01/2023	Sell DOGECOIN	-1,895.28	0.00	209.96	289.26
14/01/2023	Buy DOGECOIN	2,318.38	286.45	0.00	575.71
14/01/2023	Sell DOGECOIN	-2,460.29	0.00	289.26	286.45
16/01/2023	Sell DOGECOIN	-2,318.38	0.00	286.45	0.00
17/01/2023	Buy DOGECOIN	2,374.65	286.20	0.00	286.20
21/01/2023	Sell DOGECOIN	-2,374.65	0.00	286.20	0.00
30/06/2023	Closing Balance	0.00	0.00	0.00	0.00

**Investments - Dogelon Mars**

01/07/2022	Opening Balance	94,803,354.60	0.00	0.00	43.61
30/06/2023	Market Value Adjustment	0.00	377.64	0.00	421.25
30/06/2023	Non Cash Disposal	-94,803,354.60	0.00	421.25	0.00
30/06/2023	Closing Balance	0.00	0.00	0.00	0.00

**Investments - Ethereum**

01/07/2022	Opening Balance	0.02	0.00	0.00	31.09
01/07/2022	Unlisted Security Purchase	0.11	4.55	0.00	35.64
28/07/2022	Buy ETHEREUM	0.09	205.45	0.00	241.09
28/07/2022	Buy ETHEREUM	0.09	206.51	0.00	447.60
28/07/2022	Buy ETHEREUM	0.53	1,226.23	0.00	1,673.83

Date	Description	Quantity	Debits	Credits	Balance
28/07/2022	Buy ETHEREUM	1.15	2,656.85	0.00	4,330.68
28/07/2022	Sell ETHEREUM	-1.86	0.00	4,040.66	290.02
29/07/2022	Buy ETHEREUM	0.09	218.74	0.00	508.76
29/07/2022	Buy ETHEREUM	0.10	245.27	0.00	754.03
29/07/2022	Buy ETHEREUM	1.01	2,479.19	0.00	3,233.22
07/09/2022	Sell ETHEREUM	-1.20	0.00	2,924.76	308.46
09/09/2022	Buy ETHEREUM	0.00	2.36	0.00	310.82
09/09/2022	Buy ETHEREUM	0.00	3.63	0.00	314.45
09/09/2022	Buy ETHEREUM	0.01	21.67	0.00	336.12
09/09/2022	Buy ETHEREUM	0.06	143.39	0.00	479.51
09/09/2022	Buy ETHEREUM	0.09	215.33	0.00	694.84
09/09/2022	Buy ETHEREUM	0.44	1,087.54	0.00	1,782.38
09/09/2022	Buy ETHEREUM	0.60	1,473.92	0.00	3,256.30
11/09/2022	Sell ETHEREUM	-1.13	0.00	2,779.97	476.33
14/09/2022	Fee	-0.00	0.00	3.64	472.69
14/09/2022	Sell ETHEREUM	-0.10	0.00	240.62	232.07
15/09/2022	Buy ETHEREUM	0.00	2.31	0.00	234.38
15/09/2022	Buy ETHEREUM	0.04	102.19	0.00	336.57
15/09/2022	Buy ETHEREUM	0.57	1,378.29	0.00	1,714.86
15/09/2022	Sell ETHEREUM	-0.63	0.00	1,526.12	188.74



Date	Description	Quantity	Debits	Credits	Balance
16/09/2022	Buy ETHEREUM	0.00	0.85	0.00	189.59
16/09/2022	Buy ETHEREUM	0.00	5.20	0.00	194.79
16/09/2022	Buy ETHEREUM	0.01	13.33	0.00	208.12
16/09/2022	Buy ETHEREUM	0.02	44.47	0.00	252.59
16/09/2022	Buy ETHEREUM	0.64	1,418.93	0.00	1,671.52
16/09/2022	Sell ETHEREUM	-0.69	0.00	1,530.67	140.85
07/10/2022	Buy ETHEREUM	0.00	5.12	0.00	145.97
07/10/2022	Buy ETHEREUM	0.00	8.66	0.00	154.63
07/10/2022	Buy ETHEREUM	0.01	12.83	0.00	167.46
07/10/2022	Buy ETHEREUM	0.35	743.69	0.00	911.15
07/10/2022	Fee	-0.00	0.00	0.82	910.33
07/10/2022	Sell ETHEREUM	-0.38	0.00	811.17	99.16
10/10/2022	Buy ETHEREUM	0.00	0.67	0.00	99.83
10/10/2022	Buy ETHEREUM	0.00	7.12	0.00	106.95
10/10/2022	Buy ETHEREUM	0.04	77.59	0.00	184.54
10/10/2022	Buy ETHEREUM	0.04	82.91	0.00	267.45
10/10/2022	Buy ETHEREUM	0.34	709.26	0.00	976.71
10/10/2022	Fee	-0.00	0.00	5.14	971.57
10/10/2022	Sell ETHEREUM	-0.39	0.00	818.56	153.01
16/10/2022	Buy ETHEREUM	0.00	0.68	0.00	153.69

Date	Description	Quantity	Debits	Credits	Balance
16/10/2022	Buy ETHEREUM	0.00	1.60	0.00	155.29
16/10/2022	Buy ETHEREUM	0.00	2.02	0.00	157.31
16/10/2022	Buy ETHEREUM	0.00	3.60	0.00	160.91
16/10/2022	Buy ETHEREUM	0.00	4.07	0.00	164.98
16/10/2022	Buy ETHEREUM	0.01	10.84	0.00	175.82
16/10/2022	Buy ETHEREUM	0.01	14.58	0.00	190.40
16/10/2022	Buy ETHEREUM	0.05	103.19	0.00	293.59
16/10/2022	Buy ETHEREUM	0.41	859.75	0.00	1,153.34
16/10/2022	Sell ETHEREUM	-0.45	0.00	945.95	207.39
28/10/2022	Sell ETHEREUM	-0.01	0.00	10.84	196.55
31/10/2022	Fee	-0.00	0.00	0.69	195.86
31/10/2022	Sell ETHEREUM	-0.00	0.00	4.29	191.57
08/11/2022	Fee	-0.00	0.00	2.02	189.55
08/11/2022	Sell ETHEREUM	-0.01	0.00	20.69	168.86
22/11/2022	Buy ETHEREUM	0.00	1.15	0.00	170.01
22/11/2022	Buy ETHEREUM	0.00	1.53	0.00	171.54
22/11/2022	Buy ETHEREUM	0.00	1.99	0.00	173.53
22/11/2022	Buy ETHEREUM	0.00	4.88	0.00	178.41
22/11/2022	Buy ETHEREUM	0.00	5.71	0.00	184.12
22/11/2022	Buy ETHEREUM	0.00	5.75	0.00	189.87

Date	Description	Quantity	Debits	Credits	Balance
22/11/2022	Buy ETHEREUM	0.00	5.78	0.00	195.65
22/11/2022	Buy ETHEREUM	0.00	5.97	0.00	201.62
22/11/2022	Buy ETHEREUM	0.00	6.06	0.00	207.68
22/11/2022	Buy ETHEREUM	0.00	6.94	0.00	214.62
22/11/2022	Buy ETHEREUM	0.00	6.96	0.00	221.58
22/11/2022	Buy ETHEREUM	0.00	7.10	0.00	228.68
22/11/2022	Buy ETHEREUM	0.00	7.73	0.00	236.41
22/11/2022	Buy ETHEREUM	0.01	9.02	0.00	245.43
22/11/2022	Buy ETHEREUM	0.01	9.73	0.00	255.16
22/11/2022	Buy ETHEREUM	0.14	236.50	0.00	491.66
22/11/2022	Buy ETHEREUM	2.45	4,075.04	0.00	4,566.70
22/11/2022	Sell ETHEREUM	-2.50	0.00	4,193.20	373.50
08/01/2023	Sell ETHEREUM	-0.00	0.00	5.72	367.78
09/01/2023	Sell ETHEREUM	-0.01	0.00	10.96	356.82
14/01/2023	Sell ETHEREUM	-0.01	0.00	16.82	340.00
16/01/2023	Sell ETHEREUM	-0.01	0.00	9.02	330.98
17/01/2023	Sell ETHEREUM	-0.01	0.00	13.51	317.47
20/01/2023	Sell ETHEREUM	-0.00	0.00	5.75	311.72
22/01/2023	Fee	-0.00	0.00	1.15	310.57
22/01/2023	Sell ETHEREUM	-0.00	0.00	7.12	303.45

Date	Description	Quantity	Debits	Credits	Balance
10/02/2023	Fee	-0.00	0.00	1.53	301.92
10/02/2023	Sell ETHEREUM	-0.01	0.00	8.46	293.46
22/02/2023	Buy ETHEREUM	0.00	9.92	0.00	303.38
22/02/2023	Buy ETHEREUM	0.01	25.05	0.00	328.43
22/02/2023	Buy ETHEREUM	0.01	25.13	0.00	353.56
22/02/2023	Buy ETHEREUM	0.01	30.69	0.00	384.25
22/02/2023	Buy ETHEREUM	0.02	39.79	0.00	424.04
22/02/2023	Buy ETHEREUM	0.06	147.24	0.00	571.28
22/02/2023	Buy ETHEREUM	0.07	164.53	0.00	735.81
22/02/2023	Sell ETHEREUM	-0.21	0.00	370.00	365.81
05/03/2023	Buy ETHEREUM	0.00	1.04	0.00	366.85
05/03/2023	Buy ETHEREUM	0.00	3.14	0.00	369.99
05/03/2023	Buy ETHEREUM	0.01	12.19	0.00	382.18
05/03/2023	Buy ETHEREUM	0.03	69.61	0.00	451.79
05/03/2023	Buy ETHEREUM	0.62	1,455.96	0.00	1,907.75
05/03/2023	Sell ETHEREUM	-0.75	0.00	1,753.33	154.42
21/03/2023	Fee	-0.00	0.00	1.05	153.37
21/03/2023	Sell ETHEREUM	-0.00	0.00	1.05	152.32
05/04/2023	Buy ETHEREUM	0.01	33.30	0.00	185.62
05/04/2023	Buy ETHEREUM	0.03	93.05	0.00	278.67

Date	Description	Quantity	Debits	Credits	Balance
05/04/2023	Buy ETHEREUM	0.04	113.46	0.00	392.13
05/04/2023	Fee	-0.00	0.00	4.06	388.07
05/04/2023	Sell ETHEREUM	-0.07	0.00	157.81	230.26
04/05/2023	Buy ETHEREUM	0.02	58.82	0.00	289.08
04/05/2023	Buy ETHEREUM	0.04	118.98	0.00	408.06
04/05/2023	Buy ETHEREUM	0.49	1,436.87	0.00	1,844.93
04/05/2023	Sell ETHEREUM	-0.54	0.00	1,586.41	258.52
06/05/2023	Buy ETHEREUM	0.00	4.38	0.00	262.90
06/05/2023	Buy ETHEREUM	0.00	5.99	0.00	268.89
06/05/2023	Buy ETHEREUM	0.00	7.28	0.00	276.17
06/05/2023	Buy ETHEREUM	0.01	18.91	0.00	295.08
06/05/2023	Buy ETHEREUM	0.01	22.30	0.00	317.38
06/05/2023	Buy ETHEREUM	0.01	29.32	0.00	346.70
06/05/2023	Buy ETHEREUM	0.02	59.05	0.00	405.75
06/05/2023	Buy ETHEREUM	0.11	365.54	0.00	771.29
06/05/2023	Sell ETHEREUM	-0.17	0.00	532.95	238.34
21/05/2023	Fee	-0.01	0.00	23.29	215.05
21/05/2023	Sell ETHEREUM	-0.01	0.00	23.29	191.76
23/05/2023	Fee	-0.02	0.00	64.89	126.87
23/05/2023	Sell ETHEREUM	-0.02	0.00	64.89	61.98

Date	Description	Quantity	Debits	Credits	Balance
26/05/2023	Buy ETHEREUM	0.02	42.52	0.00	104.50
26/05/2023	Buy ETHEREUM	0.18	492.94	0.00	597.44
26/05/2023	Sell ETHEREUM	-0.20	0.00	552.81	44.63
21/06/2023	Sell ETHEREUM	-0.02	0.00	42.52	2.11
30/06/2023	Market Value Adjustment	0.00	2.67	0.00	4.78
30/06/2023	Closing Balance	0.00	0.00	0.00	4.78
<b>Investments - ETHPoW</b>					
01/07/2022	Opening Balance	0.00	0.00	0.00	0.00
20/09/2022	Buy ETHW	0.02	0.16	0.00	0.16
30/06/2023	Market Value Adjustment	0.00	0.00	0.10	0.06
30/06/2023	Closing Balance	0.02	0.00	0.00	0.06
<b>Investments - Frax Share</b>					
01/07/2022	Opening Balance	0.00	0.00	0.00	0.00
16/10/2022	Buy FXSCOIN	49.43	478.79	0.00	478.79
16/10/2022	Buy FXSCOIN	96.81	929.87	0.00	1,408.66
28/10/2022	Sell FXSCOIN	-146.24	0.00	1,408.66	0.00
30/10/2022	Buy FXSCOIN	71.41	779.43	0.00	779.43
08/11/2022	Sell FXSCOIN	-71.41	0.00	779.43	0.00
09/01/2023	Buy FXSCOIN	3.78	31.38	0.00	31.38
09/01/2023	Buy FXSCOIN	31.19	259.01	0.00	290.39

Date	Description	Quantity	Debits	Credits	Balance
13/01/2023	Sell FXSCOIN	-31.19	0.00	259.01	31.38
14/01/2023	Buy FXSCOIN	29.58	286.45	0.00	317.83
14/01/2023	Sell FXSCOIN	-3.78	0.00	31.38	286.45
16/01/2023	Sell FXSCOIN	-29.58	0.00	286.45	0.00
17/01/2023	Buy FXSCOIN	22.14	286.20	0.00	286.20
19/01/2023	Sell FXSCOIN	-22.14	0.00	286.20	0.00
30/06/2023	Closing Balance	0.00	0.00	0.00	0.00
<b>Investments - Hedron</b>					
01/07/2022	Opening Balance	0.00	0.00	0.00	0.00
05/03/2023	Buy HDRNCOIN	8,407,949.71	29.55	0.00	29.55
05/03/2023	Buy HDRNCOIN	54,685,633.71	158.45	0.00	188.00
05/04/2023	Buy HDRNCOIN	42,557,559.41	171.55	0.00	359.55
05/04/2023	Sell HDRNCOIN	-63,093,583.42	0.00	188.00	171.55
23/05/2023	Sell HDRNCOIN	-42,557,559.41	0.00	171.55	0.00
30/06/2023	Closing Balance	0.00	0.00	0.00	0.00
<b>Investments - HEX</b>					
01/07/2022	Opening Balance	2,876.03	0.00	0.00	151.00
15/09/2022	Buy HEX	12,483.67	689.28	0.00	840.28
15/09/2022	Buy HEX	14,901.16	822.76	0.00	1,663.04
16/09/2022	Buy HEX	98.84	5.08	0.00	1,668.12

Date	Description	Quantity	Debits	Credits	Balance
16/09/2022	Buy HEX	9,446.55	485.85	0.00	2,153.97
16/09/2022	Buy HEX	20,000.00	1,028.62	0.00	3,182.59
07/10/2022	Sell HEX	-15,000.00	0.00	806.96	2,375.63
10/10/2022	Sell HEX	-15,000.00	0.00	828.22	1,547.41
16/10/2022	Sell HEX	-20,000.00	0.00	1,029.60	517.81
28/10/2022	Sell HEX	-9,446.55	0.00	485.85	31.96
31/10/2022	Buy HEX	7,921.56	549.78	0.00	581.74
08/11/2022	Buy HEX	1,332.34	64.46	0.00	646.20
08/11/2022	Buy HEX	1,312.58	82.71	0.00	728.91
22/11/2022	Buy HEX	21,223.96	890.94	0.00	1,619.85
22/11/2022	Buy HEX	78,061.12	3,276.86	0.00	4,896.71
08/01/2023	Sell HEX	-88,627.60	0.00	3,977.21	919.50
09/01/2023	Buy HEX	5,200.08	186.45	0.00	1,105.95
09/01/2023	Buy HEX	35,615.27	1,276.96	0.00	2,382.91
09/01/2023	Buy HEX	43,160.77	1,453.00	0.00	3,835.91
14/01/2023	Buy HEX	7,944.48	290.08	0.00	4,125.99
14/01/2023	Buy HEX	94,799.92	3,461.47	0.00	7,587.46
14/01/2023	Sell HEX	-100,000.00	0.00	3,623.11	3,964.35
16/01/2023	Sell HEX	-100,000.00	0.00	3,647.67	316.68
17/01/2023	Buy HEX	4,759.35	183.91	0.00	500.59



Date	Description	Quantity	Debits	Credits	Balance
17/01/2023	Buy HEX	20,163.52	779.15	0.00	1,279.74
17/01/2023	Buy HEX	29,836.48	1,192.11	0.00	2,471.85
17/01/2023	Buy HEX	42,055.52	1,680.32	0.00	4,152.17
20/01/2023	Sell HEX	-50,000.00	0.00	1,936.44	2,215.73
22/01/2023	Sell HEX	-50,000.00	0.00	1,997.74	217.99
10/02/2023	Buy HEX	5,000.00	334.15	0.00	552.14
10/02/2023	Buy HEX	5,000.00	334.15	0.00	886.29
10/02/2023	Buy HEX	5,987.01	400.11	0.00	1,286.40
10/02/2023	Buy HEX	11,240.65	751.20	0.00	2,037.60
10/02/2023	Buy HEX	16,000.00	1,069.27	0.00	3,106.87
22/02/2023	Buy HEX	1,194.84	106.38	0.00	3,213.25
22/02/2023	Buy HEX	4,012.99	357.30	0.00	3,570.55
22/02/2023	Buy HEX	5,344.36	489.07	0.00	4,059.62
05/03/2023	Sell HEX	-16,000.00	0.00	931.69	3,127.93
21/03/2023	Sell HEX	-5,000.00	0.00	334.15	2,793.78
04/05/2023	Sell HEX	-16,000.00	0.00	1,069.28	1,724.50
06/05/2023	Sell HEX	-5,000.00	0.00	334.15	1,390.35
21/05/2023	Sell HEX	-10,000.00	0.00	749.41	640.94
23/05/2023	Sell HEX	-6,539.21	0.00	595.46	45.48
30/06/2023	Market Value Adjustment	0.00	0.00	13.46	32.02

Date	Description	Quantity	Debits	Credits	Balance
30/06/2023	Non Cash Disposal	-359.70	0.00	32.02	0.00
30/06/2023	Closing Balance	0.00	0.00	0.00	0.00
<b>Investments - Hina Inu</b>					
01/07/2022	Opening Balance	9,829,666,578,252.00	0.00	0.00	0.00
30/06/2023	Non Cash Disposal	-9,512,967,553,817.72	0.00	0.00	0.00
30/06/2023	Closing Balance	316,699,024,434.28	0.00	0.00	0.00
<b>Investments - Kishu Inu</b>					
01/07/2022	Opening Balance	0.00	0.00	0.00	0.00
01/07/2022	Non Cash Acquisition	84,904,873,426.85	0.00	0.00	0.00
08/11/2022	Buy KISHUCOIN	1,189,004,554.24	0.00	0.00	0.00
08/11/2022	Sell KISHUCOIN	-86,093,877,981.08	0.00	0.00	0.00
30/06/2023	Closing Balance	0.00	0.00	0.00	0.00
<b>Investments - Kuma Inu</b>					
01/07/2022	Opening Balance	0.00	0.00	0.00	0.00
30/06/2023	Buy KUMA	10,919,682,618.16	1,167.08	0.00	1,167.08
30/06/2023	Market Value Adjustment	0.00	0.00	1,057.88	109.20
30/06/2023	Closing Balance	10,919,682,618.16	0.00	0.00	109.20
<b>Investments - MM Finance</b>					
01/07/2022	Opening Balance	0.00	0.00	0.00	0.00
30/06/2023	Buy MMF	0.41	0.46	0.00	0.46

Date	Description	Quantity	Debits	Credits	Balance
30/06/2023	Market Value Adjustment	0.00	0.00	0.46	0.00
30/06/2023	Closing Balance	0.41	0.00	0.00	0.00
<b>Investments - Polygon</b>					
01/07/2022	Opening Balance	0.00	0.00	0.00	0.00
26/05/2023	Buy MATIC	10.00	13.85	0.00	13.85
26/05/2023	Sell MATIC	-10.00	0.00	13.85	0.00
30/06/2023	Buy MATIC	1.11	1.53	0.00	1.53
30/06/2023	Market Value Adjustment	0.00	0.00	0.42	1.11
30/06/2023	Closing Balance	1.11	0.00	0.00	1.11
<b>Investments - RiftDao.ne</b>					
01/07/2022	Opening Balance	0.00	0.00	0.00	0.00
30/06/2023	Non Cash Acquisition	738,097.00	0.00	0.00	0.00
30/06/2023	Closing Balance	738,097.00	0.00	0.00	0.00
<b>Investments - SHIBCOIN</b>					
01/07/2022	Opening Balance	0.00	0.00	0.00	0.00
01/07/2022	Buy SHIB	3,946.63	0.03	0.00	0.03
11/11/2022	Buy SHIB	50,160,359.91	776.84	0.00	776.87
29/11/2022	Non Cash Disposal	-0.71	0.00	0.00	776.87
29/11/2022	Sell SHIB	-50,162,332.52	0.00	776.84	0.03
30/06/2023	Market Value Adjustment	0.00	0.00	0.01	0.02

Date	Description	Quantity	Debits	Credits	Balance
30/06/2023	Closing Balance	1,973.32	0.00	0.00	0.02
<b>Investments - Songbird</b>					
01/07/2022	Opening Balance	0.00	0.00	0.00	0.00
30/06/2023	Buy SGB	879.15	117.18	0.00	117.18
30/06/2023	Market Value Adjustment	0.00	0.00	108.95	8.23
30/06/2023	Closing Balance	879.15	0.00	0.00	8.23
<b>Investments - STEP N</b>					
01/07/2022	Opening Balance	0.00	0.00	0.00	0.00
30/06/2023	Buy GMT	60.30	55.37	0.00	55.37
30/06/2023	Market Value Adjustment	0.00	0.00	35.29	20.08
30/06/2023	Closing Balance	60.30	0.00	0.00	20.08
<b>Investments - Terra V2</b>					
01/07/2022	Opening Balance	0.00	0.00	0.00	0.00
30/06/2023	Non Cash Acquisition	0.00	0.00	0.00	0.00
30/06/2023	Closing Balance	0.00	0.00	0.00	0.00
<b>Investments - Theta Fuel</b>					
01/07/2022	Opening Balance	0.00	0.00	0.00	0.00
30/06/2023	Buy TFUEL	33.19	9.10	0.00	9.10
30/06/2023	Market Value Adjustment	0.00	0.00	7.25	1.85
30/06/2023	Closing Balance	33.19	0.00	0.00	1.85

Date	Description	Quantity	Debits	Credits	Balance
<b>Investments - Tron</b>					
01/07/2022	Opening Balance	0.00	0.00	0.00	0.00
30/06/2023	Buy TRX	0.09	0.01	0.00	0.01
30/06/2023	Closing Balance	0.09	0.00	0.00	0.01
<b>Investments - US Dollar</b>					
01/07/2022	Opening Balance	0.00	0.00	0.00	0.00
07/09/2022	Buy USDCRYPTO	801.66	1,193.79	0.00	1,193.79
07/09/2022	Buy USDCRYPTO	1,000.00	1,489.15	0.00	2,682.94
09/09/2022	Sell USDCRYPTO	-1,000.00	0.00	1,489.15	1,193.79
11/09/2022	Buy USDCRYPTO	198.34	289.59	0.00	1,483.38
11/09/2022	Buy USDCRYPTO	1,000.00	1,460.05	0.00	2,943.43
15/09/2022	Sell USDCRYPTO	-1,000.00	0.00	1,483.38	1,460.05
16/09/2022	Sell USDCRYPTO	-1,000.00	0.00	1,460.05	0.00
30/06/2023	Buy USDC	3,711.66	5,568.32	0.00	5,568.32
30/06/2023	Market Value Adjustment	0.00	41.88	0.00	5,610.20
30/06/2023	Closing Balance	3,711.66	0.00	0.00	5,610.20
<b>Investments - USDT (Tether)</b>					
01/07/2022	Opening Balance	1,013.56	0.00	0.00	1,475.03
02/07/2022	Buy USDT1	97.05	142.32	0.00	1,617.35
02/07/2022	Buy USDT1	100.00	146.64	0.00	1,763.99

Date	Description	Quantity	Debits	Credits	Balance
02/07/2022	Buy USDT1	100.00	146.64	0.00	1,910.63
02/07/2022	Buy USDT1	9,902.95	14,522.14	0.00	16,432.77
02/07/2022	Sell USDT1	-10,004.00	0.00	14,653.98	1,778.79
14/07/2022	Buy USDT1	9.20	13.62	0.00	1,792.41
14/07/2022	Buy USDT1	20.00	29.61	0.00	1,822.02
14/07/2022	Buy USDT1	42.33	62.67	0.00	1,884.69
14/07/2022	Buy USDT1	51.00	75.51	0.00	1,960.20
14/07/2022	Buy USDT1	100.00	148.05	0.00	2,108.25
14/07/2022	Buy USDT1	100.00	148.05	0.00	2,256.30
14/07/2022	Buy USDT1	204.00	302.03	0.00	2,558.33
14/07/2022	Buy USDT1	400.00	592.21	0.00	3,150.54
14/07/2022	Buy USDT1	902.95	1,336.84	0.00	4,487.38
14/07/2022	Buy USDT1	1,000.00	1,480.53	0.00	5,967.91
14/07/2022	Buy USDT1	1,000.00	1,480.53	0.00	7,448.44
14/07/2022	Buy USDT1	1,001.00	1,482.01	0.00	8,930.45
14/07/2022	Buy USDT1	1,066.40	1,578.84	0.00	10,509.29
14/07/2022	Buy USDT1	2,000.00	2,961.06	0.00	13,470.35
14/07/2022	Buy USDT1	2,000.00	2,961.06	0.00	16,431.41
14/07/2022	Buy USDT1	4,991.20	7,389.62	0.00	23,821.03
15/07/2022	Sell USDT1	-100.00	0.00	146.64	23,674.39

Date	Description	Quantity	Debits	Credits	Balance
17/07/2022	Sell USDT1	-1,100.00	0.00	1,613.09	22,061.30
20/07/2022	Sell USDT1	-5,000.40	0.00	7,403.11	14,658.19
28/07/2022	Sell USDT1	-5,051.00	0.00	7,478.15	7,180.04
29/07/2022	Sell USDT1	-1,001.00	0.00	1,482.01	5,698.03
08/08/2022	Sell USDT1	-204.00	0.00	302.03	5,396.00
09/09/2022	Sell USDT1	-1,000.00	0.00	1,480.53	3,915.47
22/09/2022	Sell USDT1	-20.00	0.00	29.61	3,885.86
26/09/2022	Sell USDT1	-500.00	0.00	740.26	3,145.60
04/10/2022	Buy USDT1	100.00	153.76	0.00	3,299.36
04/10/2022	Sell USDT1	-100.00	0.00	148.05	3,151.31
06/10/2022	Buy USDT1	10.78	16.54	0.00	3,167.85
06/10/2022	Buy USDT1	10.83	16.62	0.00	3,184.47
06/10/2022	Buy USDT1	38.93	59.76	0.00	3,244.23
06/10/2022	Buy USDT1	46.68	71.65	0.00	3,315.88
06/10/2022	Buy USDT1	92.39	141.84	0.00	3,457.72
06/10/2022	Buy USDT1	105.65	162.18	0.00	3,619.90
06/10/2022	Buy USDT1	180.00	276.32	0.00	3,896.22
06/10/2022	Buy USDT1	187.83	288.34	0.00	4,184.56
06/10/2022	Buy USDT1	350.00	537.29	0.00	4,721.85
06/10/2022	Sell USDT1	-1,066.40	0.00	1,578.84	3,143.01

Date	Description	Quantity	Debits	Credits	Balance
27/10/2022	Buy USDT1	23.99	37.61	0.00	3,180.62
27/10/2022	Buy USDT1	41.91	65.69	0.00	3,246.31
27/10/2022	Buy USDT1	123.11	192.96	0.00	3,439.27
27/10/2022	Sell USDT1	-189.01	0.00	279.83	3,159.44
28/10/2022	Buy USDT1	7.47	11.76	0.00	3,171.20
28/10/2022	Buy USDT1	147.45	232.02	0.00	3,403.22
28/10/2022	Buy USDT1	234.00	368.22	0.00	3,771.44
31/10/2022	Sell USDT1	-350.00	0.00	518.19	3,253.25
08/11/2022	Sell USDT1	-38.93	0.00	57.63	3,195.62
28/11/2022	Buy USDT1	280.22	415.08	0.00	3,610.70
28/11/2022	Sell USDT1	-280.22	0.00	414.88	3,195.82
02/12/2022	Buy USDT1	116.43	170.98	0.00	3,366.80
02/12/2022	Sell USDT1	-116.43	0.00	173.50	3,193.30
17/12/2022	Buy USDT1	182.94	272.44	0.00	3,465.74
17/12/2022	Sell USDT1	-180.00	0.00	276.52	3,189.22
20/12/2022	Buy USDT1	49.79	74.36	0.00	3,263.58
20/12/2022	Sell USDT1	-52.74	0.00	80.96	3,182.62
28/12/2022	Buy USDT1	123.11	182.50	0.00	3,365.12
28/12/2022	Sell USDT1	-123.11	0.00	188.98	3,176.14
30/12/2022	Buy USDT1	171.44	253.42	0.00	3,429.56



Date	Description	Quantity	Debits	Credits	Balance
30/12/2022	Sell USDT1	-171.44	0.00	263.18	3,166.38
07/01/2023	Buy USDT1	64.59	93.87	0.00	3,260.25
07/01/2023	Buy USDT1	169.41	246.21	0.00	3,506.46
07/01/2023	Sell USDT1	-234.00	0.00	359.23	3,147.23
08/01/2023	Buy USDT1	834.59	1,215.54	0.00	4,362.77
08/01/2023	Buy USDT1	1,165.41	1,697.38	0.00	6,060.15
09/01/2023	Sell USDT1	-2,000.00	0.00	3,028.94	3,031.21
14/01/2023	Buy USDT1	101.00	145.46	0.00	3,176.67
14/01/2023	Buy USDT1	201.00	289.47	0.00	3,466.14
14/01/2023	Buy USDT1	863.41	1,243.46	0.00	4,709.60
14/01/2023	Buy USDT1	1,447.40	2,084.50	0.00	6,794.10
14/01/2023	Sell USDT1	-2,612.81	0.00	3,796.50	2,997.60
15/01/2023	Buy USDT1	9.99	14.31	0.00	3,011.91
15/01/2023	Buy USDT1	101.00	144.76	0.00	3,156.67
15/01/2023	Buy USDT1	200.93	287.99	0.00	3,444.66
15/01/2023	Sell USDT1	-302.00	0.00	434.93	3,009.73
16/01/2023	Buy USDT1	101.00	145.22	0.00	3,154.95
16/01/2023	Buy USDT1	101.00	145.22	0.00	3,300.17
16/01/2023	Buy USDT1	665.04	956.20	0.00	4,256.37
16/01/2023	Buy USDT1	824.67	1,185.70	0.00	5,442.07

Date	Description	Quantity	Debits	Credits	Balance
16/01/2023	Buy USDT1	973.33	1,399.46	0.00	6,841.53
17/01/2023	Sell USDT1	-2,665.04	0.00	3,834.59	3,006.94
20/01/2023	Buy USDT1	51.00	74.17	0.00	3,081.11
20/01/2023	Buy USDT1	80.30	116.79	0.00	3,197.90
20/01/2023	Buy USDT1	1,026.67	1,493.17	0.00	4,691.07
21/01/2023	Buy USDT1	100.00	143.64	0.00	4,834.71
21/01/2023	Sell USDT1	-101.00	0.00	145.22	4,689.49
22/01/2023	Buy USDT1	130.43	188.31	0.00	4,877.80
22/01/2023	Buy USDT1	218.59	315.58	0.00	5,193.38
08/02/2023	Sell USDT1	-101.00	0.00	145.22	5,048.16
10/02/2023	Sell USDT1	-2,000.00	0.00	2,877.49	2,170.67
16/02/2023	Sell USDT1	-51.00	0.00	74.17	2,096.50
22/02/2023	Sell USDT1	-310.73	0.00	451.93	1,644.57
08/03/2023	Sell USDT1	-218.59	0.00	317.91	1,326.66
30/06/2023	Buy USDT	252.91	374.93	0.00	1,701.59
30/06/2023	Market Value Adjustment	0.00	59.92	0.00	1,761.51
30/06/2023	Closing Balance	1,165.41	0.00	0.00	1,761.51
<b>Investments - Veracity</b>					
01/07/2022	Opening Balance	0.00	0.00	0.00	0.00
30/06/2023	Buy VRA	13.33	0.35	0.00	0.35

Date	Description	Quantity	Debits	Credits	Balance
30/06/2023	Market Value Adjustment	0.00	0.00	0.24	0.11
30/06/2023	Closing Balance	13.33	0.00	0.00	0.11
<b>Investments - XRP</b>					
01/07/2022	Opening Balance	0.00	0.00	0.00	0.00
17/08/2022	Buy XRP	23.82	12.71	0.00	12.71
17/08/2022	Buy XRP	30.00	16.00	0.00	28.71
30/09/2022	Buy XRP	1,041.69	768.43	0.00	797.14
30/09/2022	Sell XRP	-30.00	0.00	16.00	781.14
06/10/2022	Sell XRP	-1,065.51	0.00	781.14	0.00
30/06/2023	Closing Balance	0.00	0.00	0.00	0.00
<b>Investments - Emerald Health Therapeutics Inc</b>					
01/07/2022	Opening Balance	499.00	0.00	0.00	13.93
10/11/2022	TBD/SKYE Takeover Merger	-499.00	0.00	4,339.39	4,325.46
30/06/2023	Market Value Adjustment	0.00	4,325.46	0.00	0.00
30/06/2023	Closing Balance	0.00	0.00	0.00	0.00
<b>Investments - Garrett Motion Inc</b>					
01/07/2022	Opening Balance	0.00	0.00	0.00	0.00
14/07/2022	Bght 191 GTX:US @ 10.9581 19706665	191.00	2,093.00	0.00	2,093.00
30/06/2023	Market Value Adjustment	0.00	65.68	0.00	2,158.68
30/06/2023	Closing Balance	191.00	0.00	0.00	2,158.68

Date	Description	Quantity	Debits	Credits	Balance
<b>Investments - Gold Royalty Corp</b>					
01/07/2022	Opening Balance	335.00	0.00	0.00	1,094.14
30/06/2023	Market Value Adjustment	0.00	0.00	199.80	894.34
30/06/2023	Closing Balance	335.00	0.00	0.00	894.34
<b>Investments - Nuvve Holding Corp</b>					
01/07/2022	Opening Balance	100.00	0.00	0.00	679.34
30/06/2023	Market Value Adjustment	0.00	0.00	589.60	89.74
30/06/2023	Closing Balance	100.00	0.00	0.00	89.74
<b>Investments - Skye Bioscience Inc.</b>					
01/07/2022	Opening Balance	0.00	0.00	0.00	0.00
10/11/2022	TBD/SKYE Takeover Merger	973.00	4,339.39	0.00	4,339.39
30/06/2023	Market Value Adjustment	0.00	0.00	4,308.57	30.82
30/06/2023	Closing Balance	973.00	0.00	0.00	30.82
<b>Investments - Tritium DCFC Limited</b>					
01/07/2022	Opening Balance	120.00	0.00	0.00	1,060.82
30/06/2023	Market Value Adjustment	0.00	0.00	863.53	197.29
30/06/2023	Closing Balance	120.00	0.00	0.00	197.29
<b>Investments - Gold Minted Bar</b>					
01/07/2022	Opening Balance	8.00	0.00	0.00	21,607.20
30/06/2023	Market Value Adjustment	0.00	1,929.60	0.00	23,536.80

Date	Description	Quantity	Debits	Credits	Balance
30/06/2023	Closing Balance	8.00	0.00	0.00	23,536.80
<b>Investments - Platinum Coin</b>					
01/07/2022	Opening Balance	6.00	0.00	0.00	8,211.90
30/06/2023	Market Value Adjustment	0.00	148.02	0.00	8,359.92
30/06/2023	Closing Balance	6.00	0.00	0.00	8,359.92
<b>Investments - Silver Minted Coins</b>					
01/07/2022	Opening Balance	478.00	0.00	0.00	18,450.80
30/06/2023	Market Value Adjustment	0.00	1,720.80	0.00	20,171.60
30/06/2023	Closing Balance	478.00	0.00	0.00	20,171.60
<b>Cash At Bank - CBA Bank Account</b>					
01/07/2022	Opening Balance	0.00	0.00	0.00	7,769.50
09/07/2022	Transfer to other Bank NetBank CMC GTXUS	0.00	0.00	2,000.00	5,769.50
11/07/2022	Direct Debit 507156 QUANTUMACCOUNTI QUANTUMAC_M2EWWuFB	0.00	0.00	3,465.00	2,304.50
15/07/2022	Direct Debit 523294 NEOS LIFE 111603075/9859534	0.00	0.00	441.28	1,863.22
22/07/2022	TAX OFFICE PAYMENTS NetBank BPAY 75556 001291846850263860 ATO Mar22 PAYG	0.00	0.00	1,018.00	845.22
15/08/2022	Direct Debit 523294 NEOS LIFE 111603075/10290223	0.00	0.00	441.28	403.94
23/08/2022	Transfer from xx7903 NetBank MandM to SMSF	0.00	3,000.00	0.00	3,403.94

Date	Description	Quantity	Debits	Credits	Balance
15/09/2022	Direct Debit 523294 NEOS LIFE 111603075/10760538	0.00	0.00	441.28	2,962.66
17/10/2022	Direct Debit 523294 NEOS LIFE 111603075/11164260	0.00	0.00	441.28	2,521.38
15/11/2022	Direct Debit 523294 NEOS LIFE 111603075/11555002	0.00	0.00	441.28	2,080.10
15/12/2022	Direct Debit 523294 NEOS LIFE 111603075/11931981	0.00	0.00	441.28	1,638.82
11/01/2023	TAX OFFICE PAYMENTS NetBank BPAY 75556 551008431203458821 ATO	0.00	0.00	2,576.95	938.13
11/01/2023	Transfer from xx7903 NetBank MandM to SMSF	0.00	1,500.00	0.00	561.87
16/01/2023	Direct Debit 523294 NEOS LIFE 111603075/12282960	0.00	0.00	441.28	120.59
21/01/2023	Transfer from xx7903 CommBank app MandM to SMSF	0.00	2,000.00	0.00	2,120.59
15/02/2023	Direct Debit 523294 NEOS LIFE 111603075/12630792	0.00	0.00	441.28	1,679.31
01/03/2023	Credit Interest	0.00	0.06	0.00	1,679.37
15/03/2023	Direct Debit 523294 NEOS LIFE 111603075/12969447	0.00	0.00	441.28	1,238.09
27/03/2023	Direct Debit 002631 BT Life Insuranc Y0889241 062-227	0.00	0.00	5,662.60	4,424.51
27/03/2023	Return 27/03/23 Direct Debit 002631 BT Life Insuranc Y0889241 062-227	0.00	5,662.60	0.00	1,238.09
27/03/2023	Unpaid Payment Fee	0.00	0.00	5.00	1,233.09
01/04/2023	Credit Interest	0.00	0.36	0.00	1,233.45

Date	Description	Quantity	Debits	Credits	Balance
04/04/2023	Transfer from xx7903 NetBank MandM to SMSF	0.00	1,600.00	0.00	2,833.45
17/04/2023	Direct Debit 002631 BT Life Insuranc Y0889241 062-227	0.00	0.00	1,570.76	1,262.69
17/04/2023	Direct Debit 523294 NEOS LIFE 111603075/13295130	0.00	0.00	550.15	712.54
24/04/2023	UNITED1624802867343 Card xx0419 Value Date: 17/04/2023	0.00	1.90	0.00	714.44
01/05/2023	Credit Interest	0.00	0.48	0.00	714.92
15/05/2023	Direct Debit 523294 NEOS LIFE 111603075/13602704	0.00	0.00	550.15	164.77
18/05/2023	Direct Credit 031165 BT Insurance Y0889241	0.00	76.22	0.00	240.99
01/06/2023	Credit Interest	0.00	0.13	0.00	241.12
06/06/2023	Transfer from xx7903 NetBank MandM to SMSF	0.00	1,000.00	0.00	1,241.12
15/06/2023	Direct Debit 523294 NEOS LIFE 111603075/13909748	0.00	0.00	550.15	690.97
28/06/2023	Transfer from xx7903 NetBank MandM to SMSF	0.00	4,000.00	0.00	4,690.97
30/06/2023	Closing Balance	0.00	0.00	0.00	4,690.97

**Cash At Bank - CMC Cash Account**

01/07/2022	Opening Balance	0.00	0.00	0.00	215.29
06/07/2022	JNL1513714 GROY:US Intl Div Ex:16/06/22	0.00	3.64	0.00	218.93
11/07/2022	EXTERNAL - CMC GTXUS TRANSFER S	0.00	2,000.00	0.00	2,218.93
14/07/2022	Bght 191 GTX:US @ 10.9581 19706665	0.00	0.00	2,093.00	125.93

Date	Description	Quantity	Debits	Credits	Balance
26/10/2022	JNL1625871 GROY:US Intl Div Ex:19/09/22	0.00	3.86	0.00	129.79
19/01/2023	JNL1735040 GROY:US Intl Div Ex:14/12/22	0.00	3.71	0.00	133.50
24/04/2023	JNL1840210 GROY:US Intl Div Ex:30/03/23	0.00	3.70	0.00	137.20
30/06/2023	Closing Balance	0.00	0.00	0.00	137.20
<b>Other Assets - Sundry Assets / Cryptocurrency Wallet</b>					
01/07/2022	Opening Balance	0.00	0.00	0.00	0.00
01/07/2022	Buy SHIB	0.00	0.00	0.03	0.03
01/07/2022	Unlisted Security Purchase	0.00	0.00	4.55	4.58
02/07/2022	Buy USDT1	0.00	0.00	142.32	146.90
02/07/2022	Buy USDT1	0.00	0.00	146.64	293.54
02/07/2022	Buy USDT1	0.00	0.00	146.64	440.18
02/07/2022	Buy USDT1	0.00	0.00	14,522.14	14,962.32
02/07/2022	Sell USDT1	0.00	148.28	0.00	14,814.04
02/07/2022	Sell USDT1	0.00	14,531.11	0.00	282.93
14/07/2022	Buy USDT1	0.00	0.00	13.62	296.55
14/07/2022	Buy USDT1	0.00	0.00	29.61	326.16
14/07/2022	Buy USDT1	0.00	0.00	62.67	388.83
14/07/2022	Buy USDT1	0.00	0.00	75.51	464.34
14/07/2022	Buy USDT1	0.00	0.00	148.05	612.39
14/07/2022	Buy USDT1	0.00	0.00	148.05	760.44



Date	Description	Quantity	Debits	Credits	Balance
14/07/2022	Buy USDT1	0.00	0.00	302.03	1,062.47
14/07/2022	Buy USDT1	0.00	0.00	592.21	1,654.68
14/07/2022	Buy USDT1	0.00	0.00	1,336.84	2,991.52
14/07/2022	Buy USDT1	0.00	0.00	1,480.53	4,472.05
14/07/2022	Buy USDT1	0.00	0.00	1,480.53	5,952.58
14/07/2022	Buy USDT1	0.00	0.00	1,482.01	7,434.59
14/07/2022	Buy USDT1	0.00	0.00	1,578.84	9,013.43
14/07/2022	Buy USDT1	0.00	0.00	2,961.06	11,974.49
14/07/2022	Buy USDT1	0.00	0.00	2,961.06	14,935.55
14/07/2022	Buy USDT1	0.00	0.00	7,389.62	22,325.17
15/07/2022	Buy AVAX	0.00	0.00	29.30	22,354.47
15/07/2022	Buy AVAX	0.00	0.00	119.06	22,473.53
15/07/2022	Sell AVAX	0.00	29.24	0.00	22,444.29
15/07/2022	Sell AVAX	0.00	118.81	0.00	22,325.48
15/07/2022	Sell USDT1	0.00	148.36	0.00	22,177.12
17/07/2022	Buy AVAX	0.00	0.00	147.33	22,324.45
17/07/2022	Buy AVAX	0.00	0.00	1,473.33	23,797.78
17/07/2022	Sell AVAX	0.00	147.81	0.00	23,649.97
17/07/2022	Sell AVAX	0.00	1,469.30	0.00	22,180.67
17/07/2022	Sell USDT1	0.00	142.99	0.00	22,037.68

Date	Description	Quantity	Debits	Credits	Balance
17/07/2022	Sell USDT1	0.00	147.33	0.00	21,890.35
17/07/2022	Sell USDT1	0.00	1,330.34	0.00	20,560.01
20/07/2022	Sell USDT1	0.00	13.33	0.00	20,546.68
20/07/2022	Sell USDT1	0.00	7,229.28	0.00	13,317.40
28/07/2022	Buy AVAX	0.00	0.00	2,863.36	16,180.76
28/07/2022	Buy ETHEREUM	0.00	0.00	205.45	16,386.21
28/07/2022	Buy ETHEREUM	0.00	0.00	206.51	16,592.72
28/07/2022	Buy ETHEREUM	0.00	0.00	1,226.23	17,818.95
28/07/2022	Buy ETHEREUM	0.00	0.00	2,656.85	20,475.80
28/07/2022	Sell AVAX	0.00	2,821.96	0.00	17,653.84
28/07/2022	Sell ETHEREUM	0.00	90.48	0.00	17,563.36
28/07/2022	Sell ETHEREUM	0.00	115.45	0.00	17,447.91
28/07/2022	Sell ETHEREUM	0.00	205.93	0.00	17,241.98
28/07/2022	Sell ETHEREUM	0.00	1,229.08	0.00	16,012.90
28/07/2022	Sell ETHEREUM	0.00	2,649.35	0.00	13,363.55
28/07/2022	Sell USDT1	0.00	73.02	0.00	13,290.53
28/07/2022	Sell USDT1	0.00	1,431.68	0.00	11,858.85
28/07/2022	Sell USDT1	0.00	2,863.36	0.00	8,995.49
28/07/2022	Sell USDT1	0.00	2,863.36	0.00	6,132.13
29/07/2022	Buy AVAX	0.00	0.00	1,432.23	7,564.36

Date	Description	Quantity	Debits	Credits	Balance
29/07/2022	Buy ETHEREUM	0.00	0.00	218.74	7,783.10
29/07/2022	Buy ETHEREUM	0.00	0.00	245.27	8,028.37
29/07/2022	Buy ETHEREUM	0.00	0.00	2,479.19	10,507.56
29/07/2022	Sell AVAX	0.00	1,430.19	0.00	9,077.37
29/07/2022	Sell USDT1	0.00	1,432.23	0.00	7,645.14
08/08/2022	Sell USDT1	0.00	295.26	0.00	7,349.88
17/08/2022	Buy XRP	0.00	0.00	12.71	7,362.59
17/08/2022	Buy XRP	0.00	0.00	16.00	7,378.59
07/09/2022	Buy USDCRYPTO	0.00	0.00	1,193.79	8,572.38
07/09/2022	Buy USDCRYPTO	0.00	0.00	1,489.15	10,061.53
07/09/2022	Sell ETHEREUM	0.00	199.40	0.00	9,862.13
07/09/2022	Sell ETHEREUM	0.00	223.58	0.00	9,638.55
07/09/2022	Sell ETHEREUM	0.00	2,259.96	0.00	7,378.59
09/09/2022	Buy ETHEREUM	0.00	0.00	2.36	7,380.95
09/09/2022	Buy ETHEREUM	0.00	0.00	3.63	7,384.58
09/09/2022	Buy ETHEREUM	0.00	0.00	21.67	7,406.25
09/09/2022	Buy ETHEREUM	0.00	0.00	143.39	7,549.64
09/09/2022	Buy ETHEREUM	0.00	0.00	215.33	7,764.97
09/09/2022	Buy ETHEREUM	0.00	0.00	1,087.54	8,852.51
09/09/2022	Buy ETHEREUM	0.00	0.00	1,473.92	10,326.43

Date	Description	Quantity	Debits	Credits	Balance
09/09/2022	Sell USDCRYPTO	0.00	1,473.92	0.00	8,852.51
09/09/2022	Sell USDT1	0.00	1,473.92	0.00	7,378.59
11/09/2022	Buy USDCRYPTO	0.00	0.00	289.59	7,668.18
11/09/2022	Buy USDCRYPTO	0.00	0.00	1,460.05	9,128.23
11/09/2022	Sell ETHEREUM	0.00	230.27	0.00	8,897.96
11/09/2022	Sell ETHEREUM	0.00	1,141.90	0.00	7,756.06
11/09/2022	Sell ETHEREUM	0.00	1,547.93	0.00	6,208.13
14/09/2022	Buy BNBCOIN	0.00	0.00	20.58	6,228.71
14/09/2022	Buy BNBCOIN	0.00	0.00	20.63	6,249.34
14/09/2022	Buy BNBCOIN	0.00	0.00	372.75	6,622.09
14/09/2022	Sell ETHEREUM	0.00	3.45	0.00	6,618.64
14/09/2022	Sell ETHEREUM	0.00	20.63	0.00	6,598.01
14/09/2022	Sell ETHEREUM	0.00	204.71	0.00	6,393.30
15/09/2022	Buy ETHEREUM	0.00	0.00	2.31	6,395.61
15/09/2022	Buy ETHEREUM	0.00	0.00	102.19	6,497.80
15/09/2022	Buy ETHEREUM	0.00	0.00	1,378.29	7,876.09
15/09/2022	Buy HEX	0.00	0.00	689.28	8,565.37
15/09/2022	Buy HEX	0.00	0.00	822.76	9,388.13
15/09/2022	Sell ETHEREUM	0.00	2.31	0.00	9,385.82
15/09/2022	Sell ETHEREUM	0.00	139.44	0.00	9,246.38

Date	Description	Quantity	Debits	Credits	Balance
15/09/2022	Sell ETHEREUM	0.00	1,372.60	0.00	7,873.78
15/09/2022	Sell USDCRYPTO	0.00	294.10	0.00	7,579.68
15/09/2022	Sell USDCRYPTO	0.00	1,188.69	0.00	6,390.99
16/09/2022	Buy ETHEREUM	0.00	0.00	0.85	6,391.84
16/09/2022	Buy ETHEREUM	0.00	0.00	5.20	6,397.04
16/09/2022	Buy ETHEREUM	0.00	0.00	13.33	6,410.37
16/09/2022	Buy ETHEREUM	0.00	0.00	44.47	6,454.84
16/09/2022	Buy ETHEREUM	0.00	0.00	1,418.93	7,873.77
16/09/2022	Buy HEX	0.00	0.00	5.08	7,878.85
16/09/2022	Buy HEX	0.00	0.00	485.85	8,364.70
16/09/2022	Buy HEX	0.00	0.00	1,028.62	9,393.32
16/09/2022	Sell ETHEREUM	0.00	2.12	0.00	9,391.20
16/09/2022	Sell ETHEREUM	0.00	94.12	0.00	9,297.08
16/09/2022	Sell ETHEREUM	0.00	1,425.43	0.00	7,871.65
16/09/2022	Sell USDCRYPTO	0.00	1,482.79	0.00	6,388.86
22/09/2022	Sell USDT1	0.00	29.91	0.00	6,358.95
26/09/2022	Sell USDT1	0.00	153.19	0.00	6,205.76
26/09/2022	Sell USDT1	0.00	612.75	0.00	5,593.01
30/09/2022	Buy XRP	0.00	0.00	768.43	6,361.44
30/09/2022	Sell BUSDCOIN	0.00	768.43	0.00	5,593.01

Date	Description	Quantity	Debits	Credits	Balance
30/09/2022	Sell XRP	0.00	22.17	0.00	5,570.84
04/10/2022	Buy USDT1	0.00	0.00	153.76	5,724.60
04/10/2022	Sell BUSDCOIN	0.00	153.76	0.00	5,570.84
04/10/2022	Sell USDT1	0.00	153.76	0.00	5,417.08
06/10/2022	Buy USDT1	0.00	0.00	16.54	5,433.62
06/10/2022	Buy USDT1	0.00	0.00	16.62	5,450.24
06/10/2022	Buy USDT1	0.00	0.00	59.76	5,510.00
06/10/2022	Buy USDT1	0.00	0.00	71.65	5,581.65
06/10/2022	Buy USDT1	0.00	0.00	141.84	5,723.49
06/10/2022	Buy USDT1	0.00	0.00	162.18	5,885.67
06/10/2022	Buy USDT1	0.00	0.00	276.32	6,161.99
06/10/2022	Buy USDT1	0.00	0.00	288.34	6,450.33
06/10/2022	Buy USDT1	0.00	0.00	537.29	6,987.62
06/10/2022	Sell BNBCOIN	0.00	22.53	0.00	6,965.09
06/10/2022	Sell BNBCOIN	0.00	22.53	0.00	6,942.56
06/10/2022	Sell BNBCOIN	0.00	405.47	0.00	6,537.09
06/10/2022	Sell BUSDCOIN	0.00	309.48	0.00	6,227.61
06/10/2022	Sell USDT1	0.00	1,637.03	0.00	4,590.58
06/10/2022	Sell XRP	0.00	18.12	0.00	4,572.46
06/10/2022	Sell XRP	0.00	792.41	0.00	3,780.05

Date	Description	Quantity	Debits	Credits	Balance
07/10/2022	Buy ETHEREUM	0.00	0.00	5.12	3,785.17
07/10/2022	Buy ETHEREUM	0.00	0.00	8.66	3,793.83
07/10/2022	Buy ETHEREUM	0.00	0.00	12.83	3,806.66
07/10/2022	Buy ETHEREUM	0.00	0.00	743.69	4,550.35
07/10/2022	Sell ETHEREUM	0.00	0.81	0.00	4,549.54
07/10/2022	Sell ETHEREUM	0.00	4.93	0.00	4,544.61
07/10/2022	Sell ETHEREUM	0.00	12.59	0.00	4,532.02
07/10/2022	Sell ETHEREUM	0.00	42.02	0.00	4,490.00
07/10/2022	Sell ETHEREUM	0.00	736.58	0.00	3,753.42
07/10/2022	Sell HEX	0.00	128.39	0.00	3,625.03
07/10/2022	Sell HEX	0.00	636.97	0.00	2,988.06
10/10/2022	Buy ETHEREUM	0.00	0.00	0.67	2,988.73
10/10/2022	Buy ETHEREUM	0.00	0.00	7.12	2,995.85
10/10/2022	Buy ETHEREUM	0.00	0.00	77.59	3,073.44
10/10/2022	Buy ETHEREUM	0.00	0.00	82.91	3,156.35
10/10/2022	Buy ETHEREUM	0.00	0.00	709.26	3,865.61
10/10/2022	Sell ETHEREUM	0.00	5.05	0.00	3,860.56
10/10/2022	Sell ETHEREUM	0.00	8.55	0.00	3,852.01
10/10/2022	Sell ETHEREUM	0.00	12.67	0.00	3,839.34
10/10/2022	Sell ETHEREUM	0.00	82.91	0.00	3,756.43

Date	Description	Quantity	Debits	Credits	Balance
10/10/2022	Sell ETHEREUM	0.00	697.96	0.00	3,058.47
10/10/2022	Sell HEX	0.00	5.15	0.00	3,053.32
10/10/2022	Sell HEX	0.00	776.82	0.00	2,276.50
16/10/2022	Buy BNBCOIN	0.00	0.00	478.79	2,755.29
16/10/2022	Buy ETHEREUM	0.00	0.00	0.68	2,755.97
16/10/2022	Buy ETHEREUM	0.00	0.00	1.60	2,757.57
16/10/2022	Buy ETHEREUM	0.00	0.00	2.02	2,759.59
16/10/2022	Buy ETHEREUM	0.00	0.00	3.60	2,763.19
16/10/2022	Buy ETHEREUM	0.00	0.00	4.07	2,767.26
16/10/2022	Buy ETHEREUM	0.00	0.00	10.84	2,778.10
16/10/2022	Buy ETHEREUM	0.00	0.00	14.58	2,792.68
16/10/2022	Buy ETHEREUM	0.00	0.00	103.19	2,895.87
16/10/2022	Buy ETHEREUM	0.00	0.00	859.75	3,755.62
16/10/2022	Buy FXSCOIN	0.00	0.00	478.79	4,234.41
16/10/2022	Buy FXSCOIN	0.00	0.00	929.87	5,164.28
16/10/2022	Sell BNBCOIN	0.00	478.79	0.00	4,685.49
16/10/2022	Sell ETHEREUM	0.00	0.65	0.00	4,684.84
16/10/2022	Sell ETHEREUM	0.00	6.98	0.00	4,677.86
16/10/2022	Sell ETHEREUM	0.00	76.12	0.00	4,601.74
16/10/2022	Sell ETHEREUM	0.00	853.74	0.00	3,748.00



Date	Description	Quantity	Debits	Credits	Balance
16/10/2022	Sell HEX	0.00	993.34	0.00	2,754.66
27/10/2022	Buy BNBCOIN	0.00	0.00	295.17	3,049.83
27/10/2022	Buy USDT1	0.00	0.00	37.61	3,087.44
27/10/2022	Buy USDT1	0.00	0.00	65.69	3,153.13
27/10/2022	Buy USDT1	0.00	0.00	192.96	3,346.09
27/10/2022	Sell BNBCOIN	0.00	296.26	0.00	3,049.83
27/10/2022	Sell USDT1	0.00	66.35	0.00	2,983.48
27/10/2022	Sell USDT1	0.00	73.16	0.00	2,910.32
27/10/2022	Sell USDT1	0.00	156.74	0.00	2,753.58
28/10/2022	Buy BUSDCOIN	0.00	0.00	583.74	3,337.32
28/10/2022	Buy BUSDCOIN	0.00	0.00	770.80	4,108.12
28/10/2022	Buy USDT1	0.00	0.00	11.76	4,119.88
28/10/2022	Buy USDT1	0.00	0.00	232.02	4,351.90
28/10/2022	Buy USDT1	0.00	0.00	368.22	4,720.12
28/10/2022	Sell ETHEREUM	0.00	12.43	0.00	4,707.69
28/10/2022	Sell FXSCOIN	0.00	457.82	0.00	4,249.87
28/10/2022	Sell FXSCOIN	0.00	896.72	0.00	3,353.15
28/10/2022	Sell HEX	0.00	599.57	0.00	2,753.58
30/10/2022	Buy FXSCOIN	0.00	0.00	779.43	3,533.01
30/10/2022	Sell BUSDCOIN	0.00	779.43	0.00	2,753.58

Date	Description	Quantity	Debits	Credits	Balance
31/10/2022	Buy HEX	0.00	0.00	549.78	3,303.36
31/10/2022	Sell ETHEREUM	0.00	0.81	0.00	3,302.55
31/10/2022	Sell ETHEREUM	0.00	4.28	0.00	3,298.27
31/10/2022	Sell USDT1	0.00	545.50	0.00	2,752.77
08/11/2022	Buy BNBCOIN	0.00	0.00	267.40	3,020.17
08/11/2022	Buy BUSDCOIN	0.00	0.00	6.97	3,027.14
08/11/2022	Buy BUSDCOIN	0.00	0.00	187.13	3,214.27
08/11/2022	Buy BUSDCOIN	0.00	0.00	260.01	3,474.28
08/11/2022	Buy BUSDCOIN	0.00	0.00	511.06	3,985.34
08/11/2022	Buy HEX	0.00	0.00	64.46	4,049.80
08/11/2022	Buy HEX	0.00	0.00	82.71	4,132.51
08/11/2022	Sell BNBCOIN	0.00	266.99	0.00	3,865.52
08/11/2022	Sell ETHEREUM	0.00	2.28	0.00	3,863.24
08/11/2022	Sell ETHEREUM	0.00	4.43	0.00	3,858.81
08/11/2022	Sell ETHEREUM	0.00	16.46	0.00	3,842.35
08/11/2022	Sell FXSCOIN	0.00	698.19	0.00	3,144.16
08/11/2022	Sell KISHUCOIN	0.00	0.91	0.00	3,143.25
08/11/2022	Sell KISHUCOIN	0.00	65.33	0.00	3,077.92
08/11/2022	Sell USDT1	0.00	60.03	0.00	3,017.89
11/11/2022	Buy DOGECOIN	0.00	0.00	776.87	3,794.76

Date	Description	Quantity	Debits	Credits	Balance
11/11/2022	Buy SHIB	0.00	0.00	776.84	4,571.60
11/11/2022	Sell BUSDCOIN	0.00	188.54	0.00	4,383.06
11/11/2022	Sell BUSDCOIN	0.00	261.97	0.00	4,121.09
11/11/2022	Sell BUSDCOIN	0.00	514.90	0.00	3,606.19
11/11/2022	Sell BUSDCOIN	0.00	588.33	0.00	3,017.86
12/11/2022	Buy BNBCOIN	0.00	0.00	6.75	3,024.61
12/11/2022	Sell BNBCOIN	0.00	6.74	0.00	3,017.87
12/11/2022	Sell BUSDCOIN	0.00	6.75	0.00	3,011.12
22/11/2022	Buy ETHEREUM	0.00	0.00	1.15	3,012.27
22/11/2022	Buy ETHEREUM	0.00	0.00	1.53	3,013.80
22/11/2022	Buy ETHEREUM	0.00	0.00	1.99	3,015.79
22/11/2022	Buy ETHEREUM	0.00	0.00	4.88	3,020.67
22/11/2022	Buy ETHEREUM	0.00	0.00	5.71	3,026.38
22/11/2022	Buy ETHEREUM	0.00	0.00	5.75	3,032.13
22/11/2022	Buy ETHEREUM	0.00	0.00	5.78	3,037.91
22/11/2022	Buy ETHEREUM	0.00	0.00	5.97	3,043.88
22/11/2022	Buy ETHEREUM	0.00	0.00	6.06	3,049.94
22/11/2022	Buy ETHEREUM	0.00	0.00	6.94	3,056.88
22/11/2022	Buy ETHEREUM	0.00	0.00	6.96	3,063.84
22/11/2022	Buy ETHEREUM	0.00	0.00	7.10	3,070.94

Date	Description	Quantity	Debits	Credits	Balance
22/11/2022	Buy ETHEREUM	0.00	0.00	7.73	3,078.67
22/11/2022	Buy ETHEREUM	0.00	0.00	9.02	3,087.69
22/11/2022	Buy ETHEREUM	0.00	0.00	9.73	3,097.42
22/11/2022	Buy ETHEREUM	0.00	0.00	236.50	3,333.92
22/11/2022	Buy ETHEREUM	0.00	0.00	4,075.04	7,408.96
22/11/2022	Buy HEX	0.00	0.00	890.94	8,299.90
22/11/2022	Buy HEX	0.00	0.00	3,276.86	11,576.76
22/11/2022	Sell BUSDCOIN	0.00	4,397.86	0.00	7,178.90
22/11/2022	Sell ETHEREUM	0.00	1.28	0.00	7,177.62
22/11/2022	Sell ETHEREUM	0.00	82.62	0.00	7,095.00
22/11/2022	Sell ETHEREUM	0.00	4,085.18	0.00	3,009.82
27/11/2022	Buy BNBCOIN	0.00	0.00	421.11	3,430.93
28/11/2022	Buy USDT1	0.00	0.00	415.08	3,846.01
28/11/2022	Sell BNBCOIN	0.00	415.08	0.00	3,430.93
28/11/2022	Sell USDT1	0.00	136.86	0.00	3,294.07
28/11/2022	Sell USDT1	0.00	278.22	0.00	3,015.85
29/11/2022	Buy BUSDCOIN	0.00	0.00	74.94	3,090.79
29/11/2022	Buy BUSDCOIN	0.00	0.00	130.94	3,221.73
29/11/2022	Buy BUSDCOIN	0.00	0.00	621.50	3,843.23
29/11/2022	Buy BUSDCOIN	0.00	0.00	752.44	4,595.67

Date	Description	Quantity	Debits	Credits	Balance
29/11/2022	Sell DOGECOIN	0.00	883.38	0.00	3,712.29
29/11/2022	Sell SHIB	0.00	0.03	0.00	3,712.26
29/11/2022	Sell SHIB	0.00	696.42	0.00	3,015.84
30/11/2022	Buy DOGECOIN	0.00	0.00	747.31	3,763.15
30/11/2022	Buy DOGECOIN	0.00	0.00	752.44	4,515.59
30/11/2022	Sell BUSDCOIN	0.00	130.04	0.00	4,385.55
30/11/2022	Sell BUSDCOIN	0.00	617.27	0.00	3,768.28
30/11/2022	Sell BUSDCOIN	0.00	752.44	0.00	3,015.84
02/12/2022	Buy BNBCOIN	0.00	0.00	171.61	3,187.45
02/12/2022	Buy USDT1	0.00	0.00	170.98	3,358.43
02/12/2022	Sell BNBCOIN	0.00	170.98	0.00	3,187.45
02/12/2022	Sell USDT1	0.00	15.83	0.00	3,171.62
02/12/2022	Sell USDT1	0.00	155.15	0.00	3,016.47
17/12/2022	Buy BNBCOIN	0.00	0.00	273.00	3,289.47
17/12/2022	Buy USDT1	0.00	0.00	272.44	3,561.91
17/12/2022	Sell BNBCOIN	0.00	272.44	0.00	3,289.47
17/12/2022	Sell USDT1	0.00	268.06	0.00	3,021.41
20/12/2022	Buy USDT1	0.00	0.00	74.36	3,095.77
20/12/2022	Sell BUSDCOIN	0.00	74.36	0.00	3,021.41
20/12/2022	Sell USDT1	0.00	16.17	0.00	3,005.24

Date	Description	Quantity	Debits	Credits	Balance
20/12/2022	Sell USDT1	0.00	62.59	0.00	2,942.65
24/12/2022	Buy BNBCOIN	0.00	0.00	184.49	3,127.14
28/12/2022	Buy USDT1	0.00	0.00	182.50	3,309.64
28/12/2022	Sell BNBCOIN	0.00	182.50	0.00	3,127.14
28/12/2022	Sell USDT1	0.00	182.50	0.00	2,944.64
29/12/2022	Buy BNBCOIN	0.00	0.00	255.08	3,199.72
30/12/2022	Buy BUSDCOIN	0.00	0.00	1.08	3,200.80
30/12/2022	Buy BUSDCOIN	0.00	0.00	190.68	3,391.48
30/12/2022	Buy BUSDCOIN	0.00	0.00	739.07	4,130.55
30/12/2022	Buy USDT1	0.00	0.00	253.42	4,383.97
30/12/2022	Sell BNBCOIN	0.00	253.42	0.00	4,130.55
30/12/2022	Sell DOGECOIN	0.00	457.44	0.00	3,673.11
30/12/2022	Sell DOGECOIN	0.00	473.40	0.00	3,199.71
30/12/2022	Sell USDT1	0.00	35.46	0.00	3,164.25
30/12/2022	Sell USDT1	0.00	217.95	0.00	2,946.30
02/01/2023	Buy DOGECOIN	0.00	0.00	22.66	2,968.96
02/01/2023	Buy DOGECOIN	0.00	0.00	711.45	3,680.41
02/01/2023	Sell BUSDCOIN	0.00	734.11	0.00	2,946.30
07/01/2023	Buy BNBCOIN	0.00	0.00	340.10	3,286.40
07/01/2023	Buy USDT1	0.00	0.00	93.87	3,380.27

Date	Description	Quantity	Debits	Credits	Balance
07/01/2023	Buy USDT1	0.00	0.00	246.21	3,626.48
07/01/2023	Sell BNBCOIN	0.00	340.07	0.00	3,286.41
07/01/2023	Sell USDT1	0.00	340.07	0.00	2,946.34
08/01/2023	Buy BUSDCOIN	0.00	0.00	146.39	3,092.73
08/01/2023	Buy BUSDCOIN	0.00	0.00	289.60	3,382.33
08/01/2023	Buy BUSDCOIN	0.00	0.00	290.66	3,672.99
08/01/2023	Buy USDT1	0.00	0.00	1,215.54	4,888.53
08/01/2023	Buy USDT1	0.00	0.00	1,697.38	6,585.91
08/01/2023	Sell DOGECOIN	0.00	726.65	0.00	5,859.26
08/01/2023	Sell ETHEREUM	0.00	6.31	0.00	5,852.95
08/01/2023	Sell HEX	0.00	43.05	0.00	5,809.90
08/01/2023	Sell HEX	0.00	43.69	0.00	5,766.21
08/01/2023	Sell HEX	0.00	259.79	0.00	5,506.42
08/01/2023	Sell HEX	0.00	2,560.07	0.00	2,946.35
09/01/2023	Buy DOGECOIN	0.00	0.00	187.30	3,133.65
09/01/2023	Buy FXSCOIN	0.00	0.00	31.38	3,165.03
09/01/2023	Buy FXSCOIN	0.00	0.00	259.01	3,424.04
09/01/2023	Buy HEX	0.00	0.00	186.45	3,610.49
09/01/2023	Buy HEX	0.00	0.00	1,276.96	4,887.45
09/01/2023	Buy HEX	0.00	0.00	1,453.00	6,340.45

Date	Description	Quantity	Debits	Credits	Balance
09/01/2023	Sell BUSDCOIN	0.00	1.06	0.00	6,339.39
09/01/2023	Sell BUSDCOIN	0.00	187.30	0.00	6,152.09
09/01/2023	Sell BUSDCOIN	0.00	289.33	0.00	5,862.76
09/01/2023	Sell ETHEREUM	0.00	5.64	0.00	5,857.12
09/01/2023	Sell ETHEREUM	0.00	6.85	0.00	5,850.27
09/01/2023	Sell USDT1	0.00	10.85	0.00	5,839.42
09/01/2023	Sell USDT1	0.00	72.30	0.00	5,767.12
09/01/2023	Sell USDT1	0.00	93.78	0.00	5,673.34
09/01/2023	Sell USDT1	0.00	169.05	0.00	5,504.29
09/01/2023	Sell USDT1	0.00	178.75	0.00	5,325.54
09/01/2023	Sell USDT1	0.00	245.98	0.00	5,079.56
09/01/2023	Sell USDT1	0.00	248.93	0.00	4,830.63
09/01/2023	Sell USDT1	0.00	265.63	0.00	4,565.00
09/01/2023	Sell USDT1	0.00	406.87	0.00	4,158.13
09/01/2023	Sell USDT1	0.00	1,211.78	0.00	2,946.35
13/01/2023	Buy BUSDCOIN	0.00	0.00	77.12	3,023.47
13/01/2023	Buy BUSDCOIN	0.00	0.00	143.57	3,167.04
13/01/2023	Buy BUSDCOIN	0.00	0.00	143.57	3,310.61
13/01/2023	Buy BUSDCOIN	0.00	0.00	145.69	3,456.30
13/01/2023	Buy DOGECOIN	0.00	0.00	289.26	3,745.56



Date	Description	Quantity	Debits	Credits	Balance
13/01/2023	Sell BUSDCOIN	0.00	289.26	0.00	3,456.30
13/01/2023	Sell DOGECOIN	0.00	25.84	0.00	3,430.46
13/01/2023	Sell DOGECOIN	0.00	194.85	0.00	3,235.61
13/01/2023	Sell FXSCOIN	0.00	289.26	0.00	2,946.35
14/01/2023	Buy BUSDCOIN	0.00	0.00	14.35	2,960.70
14/01/2023	Buy BUSDCOIN	0.00	0.00	36.70	2,997.40
14/01/2023	Buy BUSDCOIN	0.00	0.00	107.78	3,105.18
14/01/2023	Buy BUSDCOIN	0.00	0.00	175.25	3,280.43
14/01/2023	Buy DOGECOIN	0.00	0.00	286.45	3,566.88
14/01/2023	Buy FXSCOIN	0.00	0.00	286.45	3,853.33
14/01/2023	Buy HEX	0.00	0.00	290.08	4,143.41
14/01/2023	Buy HEX	0.00	0.00	3,461.47	7,604.88
14/01/2023	Buy USDT1	0.00	0.00	145.46	7,750.34
14/01/2023	Buy USDT1	0.00	0.00	289.47	8,039.81
14/01/2023	Buy USDT1	0.00	0.00	1,243.46	9,283.27
14/01/2023	Buy USDT1	0.00	0.00	2,084.50	11,367.77
14/01/2023	Sell BUSDCOIN	0.00	142.18	0.00	11,225.59
14/01/2023	Sell BUSDCOIN	0.00	142.18	0.00	11,083.41
14/01/2023	Sell BUSDCOIN	0.00	144.27	0.00	10,939.14
14/01/2023	Sell BUSDCOIN	0.00	144.27	0.00	10,794.87

Date	Description	Quantity	Debits	Credits	Balance
14/01/2023	Sell DOGECOIN	0.00	297.38	0.00	10,497.49
14/01/2023	Sell ETHEREUM	0.00	9.36	0.00	10,488.13
14/01/2023	Sell ETHEREUM	0.00	13.04	0.00	10,475.09
14/01/2023	Sell FXSCOIN	0.00	36.70	0.00	10,438.39
14/01/2023	Sell HEX	0.00	795.87	0.00	9,642.52
14/01/2023	Sell HEX	0.00	1,335.52	0.00	8,307.00
14/01/2023	Sell HEX	0.00	1,618.47	0.00	6,688.53
14/01/2023	Sell USDT1	0.00	1,669.16	0.00	5,019.37
14/01/2023	Sell USDT1	0.00	2,073.03	0.00	2,946.34
15/01/2023	Buy BNBCOIN	0.00	0.00	25.09	2,971.43
15/01/2023	Buy BNBCOIN	0.00	0.00	145.77	3,117.20
15/01/2023	Buy USDT1	0.00	0.00	14.31	3,131.51
15/01/2023	Buy USDT1	0.00	0.00	144.76	3,276.27
15/01/2023	Buy USDT1	0.00	0.00	287.99	3,564.26
15/01/2023	Sell BNBCOIN	0.00	144.76	0.00	3,419.50
15/01/2023	Sell BUSDCOIN	0.00	14.31	0.00	3,405.19
15/01/2023	Sell BUSDCOIN	0.00	36.64	0.00	3,368.55
15/01/2023	Sell BUSDCOIN	0.00	76.40	0.00	3,292.15
15/01/2023	Sell BUSDCOIN	0.00	174.96	0.00	3,117.19
15/01/2023	Sell USDT1	0.00	144.76	0.00	2,972.43

Date	Description	Quantity	Debits	Credits	Balance
15/01/2023	Sell USDT1	0.00	288.09	0.00	2,684.34
16/01/2023	Buy BUSDCOIN	0.00	0.00	55.35	2,739.69
16/01/2023	Buy BUSDCOIN	0.00	0.00	107.62	2,847.31
16/01/2023	Buy BUSDCOIN	0.00	0.00	122.89	2,970.20
16/01/2023	Buy BUSDCOIN	0.00	0.00	163.57	3,133.77
16/01/2023	Buy BUSDCOIN	0.00	0.00	179.02	3,312.79
16/01/2023	Buy USDT1	0.00	0.00	145.22	3,458.01
16/01/2023	Buy USDT1	0.00	0.00	145.22	3,603.23
16/01/2023	Buy USDT1	0.00	0.00	956.20	4,559.43
16/01/2023	Buy USDT1	0.00	0.00	1,185.70	5,745.13
16/01/2023	Buy USDT1	0.00	0.00	1,399.46	7,144.59
16/01/2023	Sell DOGECOIN	0.00	285.86	0.00	6,858.73
16/01/2023	Sell ETHEREUM	0.00	12.03	0.00	6,846.70
16/01/2023	Sell FXSCOIN	0.00	342.59	0.00	6,504.11
16/01/2023	Sell HEX	0.00	198.63	0.00	6,305.48
16/01/2023	Sell HEX	0.00	3,621.13	0.00	2,684.35
17/01/2023	Buy DOGECOIN	0.00	0.00	286.20	2,970.55
17/01/2023	Buy FXSCOIN	0.00	0.00	286.20	3,256.75
17/01/2023	Buy HEX	0.00	0.00	183.91	3,440.66
17/01/2023	Buy HEX	0.00	0.00	779.15	4,219.81

Date	Description	Quantity	Debits	Credits	Balance
17/01/2023	Buy HEX	0.00	0.00	1,192.11	5,411.92
17/01/2023	Buy HEX	0.00	0.00	1,680.32	7,092.24
17/01/2023	Sell BUSDCOIN	0.00	107.47	0.00	6,984.77
17/01/2023	Sell BUSDCOIN	0.00	122.89	0.00	6,861.88
17/01/2023	Sell BUSDCOIN	0.00	163.31	0.00	6,698.57
17/01/2023	Sell BUSDCOIN	0.00	178.73	0.00	6,519.84
17/01/2023	Sell ETHEREUM	0.00	7.83	0.00	6,512.01
17/01/2023	Sell ETHEREUM	0.00	10.41	0.00	6,501.60
17/01/2023	Sell USDT1	0.00	14.29	0.00	6,487.31
17/01/2023	Sell USDT1	0.00	144.53	0.00	6,342.78
17/01/2023	Sell USDT1	0.00	287.54	0.00	6,055.24
17/01/2023	Sell USDT1	0.00	955.23	0.00	5,100.01
17/01/2023	Sell USDT1	0.00	1,180.10	0.00	3,919.91
17/01/2023	Sell USDT1	0.00	1,235.55	0.00	2,684.36
19/01/2023	Buy BUSDCOIN	0.00	0.00	294.46	2,978.82
19/01/2023	Sell FXSCOIN	0.00	294.46	0.00	2,684.36
20/01/2023	Buy USDT1	0.00	0.00	74.17	2,758.53
20/01/2023	Buy USDT1	0.00	0.00	116.79	2,875.32
20/01/2023	Buy USDT1	0.00	0.00	1,493.17	4,368.49
20/01/2023	Sell ETHEREUM	0.00	7.77	0.00	4,360.72

Date	Description	Quantity	Debits	Credits	Balance
20/01/2023	Sell HEX	0.00	266.36	0.00	4,094.36
20/01/2023	Sell HEX	0.00	1,410.00	0.00	2,684.36
21/01/2023	Buy BNBCOIN	0.00	0.00	0.04	2,684.40
21/01/2023	Buy BNBCOIN	0.00	0.00	28.39	2,712.79
21/01/2023	Buy BNBCOIN	0.00	0.00	115.58	2,828.37
21/01/2023	Buy BUSDCOIN	0.00	0.00	14.36	2,842.73
21/01/2023	Buy BUSDCOIN	0.00	0.00	14.36	2,857.09
21/01/2023	Buy BUSDCOIN	0.00	0.00	34.85	2,891.94
21/01/2023	Buy BUSDCOIN	0.00	0.00	215.46	3,107.40
21/01/2023	Buy USDT1	0.00	0.00	143.64	3,251.04
21/01/2023	Sell BNBCOIN	0.00	26.07	0.00	3,224.97
21/01/2023	Sell BNBCOIN	0.00	117.57	0.00	3,107.40
21/01/2023	Sell DOGECOIN	0.00	295.85	0.00	2,811.55
21/01/2023	Sell USDT1	0.00	145.08	0.00	2,666.47
22/01/2023	Buy USDT1	0.00	0.00	188.31	2,854.78
22/01/2023	Buy USDT1	0.00	0.00	315.58	3,170.36
22/01/2023	Sell ETHEREUM	0.00	1.62	0.00	3,168.74
22/01/2023	Sell ETHEREUM	0.00	8.42	0.00	3,160.32
22/01/2023	Sell HEX	0.00	667.75	0.00	2,492.57
22/01/2023	Sell HEX	0.00	988.09	0.00	1,504.48

Date	Description	Quantity	Debits	Credits	Balance
23/01/2023	Sell BNBCOIN	0.00	0.04	0.00	1,504.44
23/01/2023	Sell BUSDCOIN	0.00	55.33	0.00	1,449.11
08/02/2023	Buy BNBCOIN	0.00	0.00	47.58	1,496.69
08/02/2023	Buy BNBCOIN	0.00	0.00	54.74	1,551.43
08/02/2023	Buy BNBCOIN	0.00	0.00	64.20	1,615.63
08/02/2023	Sell BNBCOIN	0.00	30.89	0.00	1,584.74
08/02/2023	Sell BNBCOIN	0.00	47.47	0.00	1,537.27
08/02/2023	Sell BNBCOIN	0.00	64.06	0.00	1,473.21
08/02/2023	Sell USDT1	0.00	144.96	0.00	1,328.25
10/02/2023	Buy HEX	0.00	0.00	334.15	1,662.40
10/02/2023	Buy HEX	0.00	0.00	334.15	1,996.55
10/02/2023	Buy HEX	0.00	0.00	400.11	2,396.66
10/02/2023	Buy HEX	0.00	0.00	751.20	3,147.86
10/02/2023	Buy HEX	0.00	0.00	1,069.27	4,217.13
10/02/2023	Sell ETHEREUM	0.00	2.06	0.00	4,215.07
10/02/2023	Sell ETHEREUM	0.00	9.32	0.00	4,205.75
10/02/2023	Sell USDT1	0.00	1,401.38	0.00	2,804.37
10/02/2023	Sell USDT1	0.00	1,478.17	0.00	1,326.20
16/02/2023	Buy BNBCOIN	0.00	0.00	20.41	1,346.61
16/02/2023	Buy BNBCOIN	0.00	0.00	52.26	1,398.87

Date	Description	Quantity	Debits	Credits	Balance
16/02/2023	Sell BNBCOIN	0.00	20.39	0.00	1,378.48
16/02/2023	Sell BNBCOIN	0.00	52.20	0.00	1,326.28
16/02/2023	Sell USDT1	0.00	73.06	0.00	1,253.22
22/02/2023	Buy ETHEREUM	0.00	0.00	9.92	1,263.14
22/02/2023	Buy ETHEREUM	0.00	0.00	25.05	1,288.19
22/02/2023	Buy ETHEREUM	0.00	0.00	25.13	1,313.32
22/02/2023	Buy ETHEREUM	0.00	0.00	30.69	1,344.01
22/02/2023	Buy ETHEREUM	0.00	0.00	39.79	1,383.80
22/02/2023	Buy ETHEREUM	0.00	0.00	147.24	1,531.04
22/02/2023	Buy ETHEREUM	0.00	0.00	164.53	1,695.57
22/02/2023	Buy HEX	0.00	0.00	106.38	1,801.95
22/02/2023	Buy HEX	0.00	0.00	357.30	2,159.25
22/02/2023	Buy HEX	0.00	0.00	489.07	2,648.32
22/02/2023	Sell BUSDCOIN	0.00	35.42	0.00	2,612.90
22/02/2023	Sell BUSDCOIN	0.00	109.79	0.00	2,503.11
22/02/2023	Sell BUSDCOIN	0.00	297.13	0.00	2,205.98
22/02/2023	Sell ETHEREUM	0.00	2.89	0.00	2,203.09
22/02/2023	Sell ETHEREUM	0.00	10.06	0.00	2,193.03
22/02/2023	Sell ETHEREUM	0.00	146.94	0.00	2,046.09
22/02/2023	Sell ETHEREUM	0.00	342.13	0.00	1,703.96

Date	Description	Quantity	Debits	Credits	Balance
22/02/2023	Sell USDT1	0.00	117.23	0.00	1,586.73
22/02/2023	Sell USDT1	0.00	145.99	0.00	1,440.74
22/02/2023	Sell USDT1	0.00	190.41	0.00	1,250.33
05/03/2023	Buy ETHEREUM	0.00	0.00	1.04	1,251.37
05/03/2023	Buy ETHEREUM	0.00	0.00	3.14	1,254.51
05/03/2023	Buy ETHEREUM	0.00	0.00	12.19	1,266.70
05/03/2023	Buy ETHEREUM	0.00	0.00	69.61	1,336.31
05/03/2023	Buy ETHEREUM	0.00	0.00	1,455.96	2,792.27
05/03/2023	Buy HDRNCOIN	0.00	0.00	29.55	2,821.82
05/03/2023	Buy HDRNCOIN	0.00	0.00	158.45	2,980.27
05/03/2023	Sell ETHEREUM	0.00	9.55	0.00	2,970.72
05/03/2023	Sell ETHEREUM	0.00	24.12	0.00	2,946.60
05/03/2023	Sell ETHEREUM	0.00	24.20	0.00	2,922.40
05/03/2023	Sell ETHEREUM	0.00	29.55	0.00	2,892.85
05/03/2023	Sell ETHEREUM	0.00	38.30	0.00	2,854.55
05/03/2023	Sell ETHEREUM	0.00	158.45	0.00	2,696.10
05/03/2023	Sell ETHEREUM	0.00	1,446.94	0.00	1,249.16
05/03/2023	Sell HEX	0.00	455.83	0.00	793.33
05/03/2023	Sell HEX	0.00	1,076.57	0.00	283.24
08/03/2023	Buy BNBCOIN	0.00	0.00	43.67	239.57



Date	Description	Quantity	Debits	Credits	Balance
08/03/2023	Sell BNBCOIN	0.00	43.57	0.00	283.14
08/03/2023	Sell BNBCOIN	0.00	50.13	0.00	333.27
08/03/2023	Sell BUSDCOIN	0.00	227.47	0.00	560.74
08/03/2023	Sell USDT1	0.00	331.49	0.00	892.23
21/03/2023	Sell ETHEREUM	0.00	1.20	0.00	893.43
21/03/2023	Sell HEX	0.00	750.52	0.00	1,643.95
31/03/2023	Buy BNBCOIN	0.00	0.00	15.00	1,628.95
31/03/2023	Sell BNBCOIN	0.00	14.99	0.00	1,643.94
31/03/2023	Sell BUSDCOIN	0.00	15.00	0.00	1,658.94
05/04/2023	Buy ETHEREUM	0.00	0.00	33.30	1,625.64
05/04/2023	Buy ETHEREUM	0.00	0.00	93.05	1,532.59
05/04/2023	Buy ETHEREUM	0.00	0.00	113.46	1,419.13
05/04/2023	Buy HDRNCOIN	0.00	0.00	171.55	1,247.58
05/04/2023	Sell ETHEREUM	0.00	3.80	0.00	1,251.38
05/04/2023	Sell ETHEREUM	0.00	14.76	0.00	1,266.14
05/04/2023	Sell ETHEREUM	0.00	84.23	0.00	1,350.37
05/04/2023	Sell ETHEREUM	0.00	87.32	0.00	1,437.69
05/04/2023	Sell HDRNCOIN	0.00	29.99	0.00	1,467.68
05/04/2023	Sell HDRNCOIN	0.00	195.06	0.00	1,662.74
04/05/2023	Buy ETHEREUM	0.00	0.00	58.82	1,603.92

Date	Description	Quantity	Debits	Credits	Balance
04/05/2023	Buy ETHEREUM	0.00	0.00	118.98	1,484.94
04/05/2023	Buy ETHEREUM	0.00	0.00	1,436.87	48.07
04/05/2023	Sell ETHEREUM	0.00	31.60	0.00	79.67
04/05/2023	Sell ETHEREUM	0.00	107.70	0.00	187.37
04/05/2023	Sell ETHEREUM	0.00	1,409.41	0.00	1,596.78
04/05/2023	Sell HEX	0.00	1,583.07	0.00	3,179.85
06/05/2023	Buy ETHEREUM	0.00	0.00	4.38	3,175.47
06/05/2023	Buy ETHEREUM	0.00	0.00	5.99	3,169.48
06/05/2023	Buy ETHEREUM	0.00	0.00	7.28	3,162.20
06/05/2023	Buy ETHEREUM	0.00	0.00	18.91	3,143.29
06/05/2023	Buy ETHEREUM	0.00	0.00	22.30	3,120.99
06/05/2023	Buy ETHEREUM	0.00	0.00	29.32	3,091.67
06/05/2023	Buy ETHEREUM	0.00	0.00	59.05	3,032.62
06/05/2023	Buy ETHEREUM	0.00	0.00	365.54	2,667.08
06/05/2023	Sell ETHEREUM	0.00	58.60	0.00	2,725.68
06/05/2023	Sell ETHEREUM	0.00	118.54	0.00	2,844.22
06/05/2023	Sell ETHEREUM	0.00	323.77	0.00	3,167.99
06/05/2023	Sell HEX	0.00	454.16	0.00	3,622.15
21/05/2023	Sell ETHEREUM	0.00	3.67	0.00	3,625.82
21/05/2023	Sell ETHEREUM	0.00	15.83	0.00	3,641.65

Date	Description	Quantity	Debits	Credits	Balance
21/05/2023	Sell HEX	0.00	212.78	0.00	3,854.43
21/05/2023	Sell HEX	0.00	317.45	0.00	4,171.88
23/05/2023	Sell ETHEREUM	0.00	5.13	0.00	4,177.01
23/05/2023	Sell ETHEREUM	0.00	6.23	0.00	4,183.24
23/05/2023	Sell ETHEREUM	0.00	18.99	0.00	4,202.23
23/05/2023	Sell ETHEREUM	0.00	25.11	0.00	4,227.34
23/05/2023	Sell HDRNCOIN	0.00	40.97	0.00	4,268.31
23/05/2023	Sell HEX	0.00	41.95	0.00	4,310.26
23/05/2023	Sell HEX	0.00	187.65	0.00	4,497.91
26/05/2023	Buy ETHEREUM	0.00	0.00	42.52	4,455.39
26/05/2023	Buy ETHEREUM	0.00	0.00	492.94	3,962.45
26/05/2023	Buy MATIC	0.00	0.00	13.85	3,948.60
26/05/2023	Sell BUSDCOIN	0.00	15.38	0.00	3,963.98
26/05/2023	Sell ETHEREUM	0.00	50.12	0.00	4,014.10
26/05/2023	Sell ETHEREUM	0.00	492.94	0.00	4,507.04
26/05/2023	Sell MATIC	0.00	13.77	0.00	4,520.81
21/06/2023	Sell ETHEREUM	0.00	40.88	0.00	4,561.69
30/06/2023	Buy CRO	0.00	0.00	677.86	3,883.83
30/06/2023	Buy GMT	0.00	0.00	55.37	3,828.46
30/06/2023	Buy KUMA	0.00	0.00	1,167.08	2,661.38

Date	Description	Quantity	Debits	Credits	Balance
30/06/2023	Buy MATIC	0.00	0.00	1.53	2,659.85
30/06/2023	Buy MMF	0.00	0.00	0.46	2,659.39
30/06/2023	Buy SGB	0.00	0.00	117.18	2,542.21
30/06/2023	Buy TFUEL	0.00	0.00	9.10	2,533.11
30/06/2023	Buy TRX	0.00	0.00	0.01	2,533.10
30/06/2023	Buy USDC	0.00	0.00	5,568.32	3,035.22
30/06/2023	Buy USDT	0.00	0.00	374.93	3,410.15
30/06/2023	Buy VRA	0.00	0.00	0.35	3,410.50
30/06/2023	Realised Gain	0.00	3,410.50	0.00	0.00
30/06/2023	Closing Balance	0.00	0.00	0.00	0.00
<b>Other Assets - Unsettled Trades / Acquisitions / Other Assets / Avalanche</b>					
01/07/2022	Opening Balance	0.00	0.00	0.00	0.00
15/07/2022	Buy AVAX	0.00	0.00	29.30	29.30
15/07/2022	Buy AVAX	0.00	0.00	119.06	148.36
15/07/2022	Buy AVAX	0.00	29.30	0.00	119.06
15/07/2022	Buy AVAX	0.00	119.06	0.00	0.00
17/07/2022	Buy AVAX	0.00	0.00	147.33	147.33
17/07/2022	Buy AVAX	0.00	0.00	1,473.33	1,620.66
17/07/2022	Buy AVAX	0.00	147.33	0.00	1,473.33
17/07/2022	Buy AVAX	0.00	1,473.33	0.00	0.00

Date	Description	Quantity	Debits	Credits	Balance
28/07/2022	Buy AVAX	0.00	0.00	2,863.36	2,863.36
28/07/2022	Buy AVAX	0.00	2,863.36	0.00	0.00
29/07/2022	Buy AVAX	0.00	0.00	1,432.23	1,432.23
29/07/2022	Buy AVAX	0.00	1,432.23	0.00	0.00
30/06/2023	Closing Balance	0.00	0.00	0.00	0.00
<b>Other Assets - Unsettled Trades / Acquisitions / Other Assets / Binance</b>					
01/07/2022	Opening Balance	0.00	0.00	0.00	0.00
14/09/2022	Buy BNBCOIN	0.00	0.00	20.58	20.58
14/09/2022	Buy BNBCOIN	0.00	0.00	20.63	41.21
14/09/2022	Buy BNBCOIN	0.00	0.00	372.75	413.96
14/09/2022	Buy BNBCOIN	0.00	20.58	0.00	393.38
14/09/2022	Buy BNBCOIN	0.00	20.63	0.00	372.75
14/09/2022	Buy BNBCOIN	0.00	372.75	0.00	0.00
16/10/2022	Buy BNBCOIN	0.00	0.00	478.79	478.79
16/10/2022	Buy BNBCOIN	0.00	478.79	0.00	0.00
27/10/2022	Buy BNBCOIN	0.00	0.00	295.17	295.17
27/10/2022	Buy BNBCOIN	0.00	295.17	0.00	0.00
08/11/2022	Buy BNBCOIN	0.00	0.00	267.40	267.40
08/11/2022	Buy BNBCOIN	0.00	267.40	0.00	0.00
12/11/2022	Buy BNBCOIN	0.00	0.00	6.75	6.75

Date	Description	Quantity	Debits	Credits	Balance
12/11/2022	Buy BNBCOIN	0.00	6.75	0.00	0.00
27/11/2022	Buy BNBCOIN	0.00	0.00	421.11	421.11
27/11/2022	Buy BNBCOIN	0.00	421.11	0.00	0.00
02/12/2022	Buy BNBCOIN	0.00	0.00	171.61	171.61
02/12/2022	Buy BNBCOIN	0.00	171.61	0.00	0.00
17/12/2022	Buy BNBCOIN	0.00	0.00	273.00	273.00
17/12/2022	Buy BNBCOIN	0.00	273.00	0.00	0.00
24/12/2022	Buy BNBCOIN	0.00	0.00	184.49	184.49
24/12/2022	Buy BNBCOIN	0.00	184.49	0.00	0.00
29/12/2022	Buy BNBCOIN	0.00	0.00	255.08	255.08
29/12/2022	Buy BNBCOIN	0.00	255.08	0.00	0.00
07/01/2023	Buy BNBCOIN	0.00	0.00	340.10	340.10
07/01/2023	Buy BNBCOIN	0.00	340.10	0.00	0.00
15/01/2023	Buy BNBCOIN	0.00	0.00	25.09	25.09
15/01/2023	Buy BNBCOIN	0.00	0.00	145.77	170.86
15/01/2023	Buy BNBCOIN	0.00	25.09	0.00	145.77
15/01/2023	Buy BNBCOIN	0.00	145.77	0.00	0.00
21/01/2023	Buy BNBCOIN	0.00	0.00	0.04	0.04
21/01/2023	Buy BNBCOIN	0.00	0.00	28.39	28.43
21/01/2023	Buy BNBCOIN	0.00	0.00	115.58	144.01

Date	Description	Quantity	Debits	Credits	Balance
21/01/2023	Buy BNBCOIN	0.00	0.04	0.00	143.97
21/01/2023	Buy BNBCOIN	0.00	28.39	0.00	115.58
21/01/2023	Buy BNBCOIN	0.00	115.58	0.00	0.00
08/02/2023	Buy BNBCOIN	0.00	0.00	47.58	47.58
08/02/2023	Buy BNBCOIN	0.00	0.00	54.74	102.32
08/02/2023	Buy BNBCOIN	0.00	0.00	64.20	166.52
08/02/2023	Buy BNBCOIN	0.00	47.58	0.00	118.94
08/02/2023	Buy BNBCOIN	0.00	54.74	0.00	64.20
08/02/2023	Buy BNBCOIN	0.00	64.20	0.00	0.00
16/02/2023	Buy BNBCOIN	0.00	0.00	20.41	20.41
16/02/2023	Buy BNBCOIN	0.00	0.00	52.26	72.67
16/02/2023	Buy BNBCOIN	0.00	20.41	0.00	52.26
16/02/2023	Buy BNBCOIN	0.00	52.26	0.00	0.00
08/03/2023	Buy BNBCOIN	0.00	0.00	43.67	43.67
08/03/2023	Buy BNBCOIN	0.00	43.67	0.00	0.00
31/03/2023	Buy BNBCOIN	0.00	0.00	15.00	15.00
31/03/2023	Buy BNBCOIN	0.00	15.00	0.00	0.00
30/06/2023	Closing Balance	0.00	0.00	0.00	0.00
<b>Other Assets - Unsettled Trades / Acquisitions / Other Assets / Binance USD</b>					
01/07/2022	Opening Balance	0.00	0.00	0.00	0.00

Date	Description	Quantity	Debits	Credits	Balance
28/10/2022	Buy BUSDCOIN	0.00	0.00	583.74	583.74
28/10/2022	Buy BUSDCOIN	0.00	0.00	770.80	1,354.54
28/10/2022	Buy BUSDCOIN	0.00	583.74	0.00	770.80
28/10/2022	Buy BUSDCOIN	0.00	770.80	0.00	0.00
08/11/2022	Buy BUSDCOIN	0.00	0.00	6.97	6.97
08/11/2022	Buy BUSDCOIN	0.00	0.00	187.13	194.10
08/11/2022	Buy BUSDCOIN	0.00	0.00	260.01	454.11
08/11/2022	Buy BUSDCOIN	0.00	0.00	511.06	965.17
08/11/2022	Buy BUSDCOIN	0.00	6.97	0.00	958.20
08/11/2022	Buy BUSDCOIN	0.00	187.13	0.00	771.07
08/11/2022	Buy BUSDCOIN	0.00	260.01	0.00	511.06
08/11/2022	Buy BUSDCOIN	0.00	511.06	0.00	0.00
29/11/2022	Buy BUSDCOIN	0.00	0.00	74.94	74.94
29/11/2022	Buy BUSDCOIN	0.00	0.00	130.94	205.88
29/11/2022	Buy BUSDCOIN	0.00	0.00	621.50	827.38
29/11/2022	Buy BUSDCOIN	0.00	0.00	752.44	1,579.82
29/11/2022	Buy BUSDCOIN	0.00	74.94	0.00	1,504.88
29/11/2022	Buy BUSDCOIN	0.00	130.94	0.00	1,373.94
29/11/2022	Buy BUSDCOIN	0.00	621.50	0.00	752.44
29/11/2022	Buy BUSDCOIN	0.00	752.44	0.00	0.00



Date	Description	Quantity	Debits	Credits	Balance
30/12/2022	Buy BUSDCOIN	0.00	0.00	1.08	1.08
30/12/2022	Buy BUSDCOIN	0.00	0.00	190.68	191.76
30/12/2022	Buy BUSDCOIN	0.00	0.00	739.07	930.83
30/12/2022	Buy BUSDCOIN	0.00	1.08	0.00	929.75
30/12/2022	Buy BUSDCOIN	0.00	190.68	0.00	739.07
30/12/2022	Buy BUSDCOIN	0.00	739.07	0.00	0.00
08/01/2023	Buy BUSDCOIN	0.00	0.00	146.39	146.39
08/01/2023	Buy BUSDCOIN	0.00	0.00	289.60	435.99
08/01/2023	Buy BUSDCOIN	0.00	0.00	290.66	726.65
08/01/2023	Buy BUSDCOIN	0.00	146.39	0.00	580.26
08/01/2023	Buy BUSDCOIN	0.00	289.60	0.00	290.66
08/01/2023	Buy BUSDCOIN	0.00	290.66	0.00	0.00
13/01/2023	Buy BUSDCOIN	0.00	0.00	77.12	77.12
13/01/2023	Buy BUSDCOIN	0.00	0.00	143.57	220.69
13/01/2023	Buy BUSDCOIN	0.00	0.00	143.57	364.26
13/01/2023	Buy BUSDCOIN	0.00	0.00	145.69	509.95
13/01/2023	Buy BUSDCOIN	0.00	77.12	0.00	432.83
13/01/2023	Buy BUSDCOIN	0.00	143.57	0.00	289.26
13/01/2023	Buy BUSDCOIN	0.00	143.57	0.00	145.69
13/01/2023	Buy BUSDCOIN	0.00	145.69	0.00	0.00

Date	Description	Quantity	Debits	Credits	Balance
14/01/2023	Buy BUSDCOIN	0.00	0.00	14.35	14.35
14/01/2023	Buy BUSDCOIN	0.00	0.00	36.70	51.05
14/01/2023	Buy BUSDCOIN	0.00	0.00	107.78	158.83
14/01/2023	Buy BUSDCOIN	0.00	0.00	175.25	334.08
14/01/2023	Buy BUSDCOIN	0.00	14.35	0.00	319.73
14/01/2023	Buy BUSDCOIN	0.00	36.70	0.00	283.03
14/01/2023	Buy BUSDCOIN	0.00	107.78	0.00	175.25
14/01/2023	Buy BUSDCOIN	0.00	175.25	0.00	0.00
16/01/2023	Buy BUSDCOIN	0.00	0.00	55.35	55.35
16/01/2023	Buy BUSDCOIN	0.00	0.00	107.62	162.97
16/01/2023	Buy BUSDCOIN	0.00	0.00	122.89	285.86
16/01/2023	Buy BUSDCOIN	0.00	0.00	163.57	449.43
16/01/2023	Buy BUSDCOIN	0.00	0.00	179.02	628.45
16/01/2023	Buy BUSDCOIN	0.00	55.35	0.00	573.10
16/01/2023	Buy BUSDCOIN	0.00	107.62	0.00	465.48
16/01/2023	Buy BUSDCOIN	0.00	122.89	0.00	342.59
16/01/2023	Buy BUSDCOIN	0.00	163.57	0.00	179.02
16/01/2023	Buy BUSDCOIN	0.00	179.02	0.00	0.00
19/01/2023	Buy BUSDCOIN	0.00	0.00	294.46	294.46
19/01/2023	Buy BUSDCOIN	0.00	294.46	0.00	0.00

Date	Description	Quantity	Debits	Credits	Balance
21/01/2023	Buy BUSDCOIN	0.00	0.00	14.36	14.36
21/01/2023	Buy BUSDCOIN	0.00	0.00	14.36	28.72
21/01/2023	Buy BUSDCOIN	0.00	0.00	34.85	63.57
21/01/2023	Buy BUSDCOIN	0.00	0.00	215.46	279.03
21/01/2023	Buy BUSDCOIN	0.00	14.36	0.00	264.67
21/01/2023	Buy BUSDCOIN	0.00	14.36	0.00	250.31
21/01/2023	Buy BUSDCOIN	0.00	34.85	0.00	215.46
21/01/2023	Buy BUSDCOIN	0.00	215.46	0.00	0.00
30/06/2023	Closing Balance	0.00	0.00	0.00	0.00

**Other Assets - Unsettled Trades / Acquisitions / Other Assets / Cronos**

01/07/2022	Opening Balance	0.00	0.00	0.00	0.00
30/06/2023	Buy CRO	0.00	0.00	677.86	677.86
30/06/2023	Buy CRO	0.00	677.86	0.00	0.00
30/06/2023	Closing Balance	0.00	0.00	0.00	0.00

**Other Assets - Unsettled Trades / Acquisitions / Other Assets / Dogecoin**

01/07/2022	Opening Balance	0.00	0.00	0.00	0.00
11/11/2022	Buy DOGECOIN	0.00	0.00	776.87	776.87
11/11/2022	Buy DOGECOIN	0.00	776.87	0.00	0.00
30/11/2022	Buy DOGECOIN	0.00	0.00	747.31	747.31
30/11/2022	Buy DOGECOIN	0.00	0.00	752.44	1,499.75

Date	Description	Quantity	Debits	Credits	Balance
30/11/2022	Buy DOGECOIN	0.00	747.31	0.00	752.44
30/11/2022	Buy DOGECOIN	0.00	752.44	0.00	0.00
02/01/2023	Buy DOGECOIN	0.00	0.00	22.66	22.66
02/01/2023	Buy DOGECOIN	0.00	0.00	711.45	734.11
02/01/2023	Buy DOGECOIN	0.00	22.66	0.00	711.45
02/01/2023	Buy DOGECOIN	0.00	711.45	0.00	0.00
09/01/2023	Buy DOGECOIN	0.00	0.00	187.30	187.30
09/01/2023	Buy DOGECOIN	0.00	187.30	0.00	0.00
13/01/2023	Buy DOGECOIN	0.00	0.00	289.26	289.26
13/01/2023	Buy DOGECOIN	0.00	289.26	0.00	0.00
14/01/2023	Buy DOGECOIN	0.00	0.00	286.45	286.45
14/01/2023	Buy DOGECOIN	0.00	286.45	0.00	0.00
17/01/2023	Buy DOGECOIN	0.00	0.00	286.20	286.20
17/01/2023	Buy DOGECOIN	0.00	286.20	0.00	0.00
30/06/2023	Closing Balance	0.00	0.00	0.00	0.00
<b>Other Assets - Unsettled Trades / Acquisitions / Other Assets / Ethereum</b>					
01/07/2022	Opening Balance	0.00	0.00	0.00	0.00
01/07/2022	Unlisted Security Purchase	0.00	0.00	4.55	4.55
01/07/2022	Unlisted Security Purchase	0.00	4.55	0.00	0.00
28/07/2022	Buy ETHEREUM	0.00	0.00	205.45	205.45

Date	Description	Quantity	Debits	Credits	Balance
28/07/2022	Buy ETHEREUM	0.00	0.00	206.51	411.96
28/07/2022	Buy ETHEREUM	0.00	0.00	1,226.23	1,638.19
28/07/2022	Buy ETHEREUM	0.00	0.00	2,656.85	4,295.04
28/07/2022	Buy ETHEREUM	0.00	205.45	0.00	4,089.59
28/07/2022	Buy ETHEREUM	0.00	206.51	0.00	3,883.08
28/07/2022	Buy ETHEREUM	0.00	1,226.23	0.00	2,656.85
28/07/2022	Buy ETHEREUM	0.00	2,656.85	0.00	0.00
29/07/2022	Buy ETHEREUM	0.00	0.00	218.74	218.74
29/07/2022	Buy ETHEREUM	0.00	0.00	245.27	464.01
29/07/2022	Buy ETHEREUM	0.00	0.00	2,479.19	2,943.20
29/07/2022	Buy ETHEREUM	0.00	218.74	0.00	2,724.46
29/07/2022	Buy ETHEREUM	0.00	245.27	0.00	2,479.19
29/07/2022	Buy ETHEREUM	0.00	2,479.19	0.00	0.00
09/09/2022	Buy ETHEREUM	0.00	0.00	2.36	2.36
09/09/2022	Buy ETHEREUM	0.00	0.00	3.63	5.99
09/09/2022	Buy ETHEREUM	0.00	0.00	21.67	27.66
09/09/2022	Buy ETHEREUM	0.00	0.00	143.39	171.05
09/09/2022	Buy ETHEREUM	0.00	0.00	215.33	386.38
09/09/2022	Buy ETHEREUM	0.00	0.00	1,087.54	1,473.92
09/09/2022	Buy ETHEREUM	0.00	0.00	1,473.92	2,947.84

Date	Description	Quantity	Debits	Credits	Balance
09/09/2022	Buy ETHEREUM	0.00	2.36	0.00	2,945.48
09/09/2022	Buy ETHEREUM	0.00	3.63	0.00	2,941.85
09/09/2022	Buy ETHEREUM	0.00	21.67	0.00	2,920.18
09/09/2022	Buy ETHEREUM	0.00	143.39	0.00	2,776.79
09/09/2022	Buy ETHEREUM	0.00	215.33	0.00	2,561.46
09/09/2022	Buy ETHEREUM	0.00	1,087.54	0.00	1,473.92
09/09/2022	Buy ETHEREUM	0.00	1,473.92	0.00	0.00
15/09/2022	Buy ETHEREUM	0.00	0.00	2.31	2.31
15/09/2022	Buy ETHEREUM	0.00	0.00	102.19	104.50
15/09/2022	Buy ETHEREUM	0.00	0.00	1,378.29	1,482.79
15/09/2022	Buy ETHEREUM	0.00	2.31	0.00	1,480.48
15/09/2022	Buy ETHEREUM	0.00	102.19	0.00	1,378.29
15/09/2022	Buy ETHEREUM	0.00	1,378.29	0.00	0.00
16/09/2022	Buy ETHEREUM	0.00	0.00	0.85	0.85
16/09/2022	Buy ETHEREUM	0.00	0.00	5.20	6.05
16/09/2022	Buy ETHEREUM	0.00	0.00	13.33	19.38
16/09/2022	Buy ETHEREUM	0.00	0.00	44.47	63.85
16/09/2022	Buy ETHEREUM	0.00	0.00	1,418.93	1,482.78
16/09/2022	Buy ETHEREUM	0.00	0.85	0.00	1,481.93
16/09/2022	Buy ETHEREUM	0.00	5.20	0.00	1,476.73

Date	Description	Quantity	Debits	Credits	Balance
16/09/2022	Buy ETHEREUM	0.00	13.33	0.00	1,463.40
16/09/2022	Buy ETHEREUM	0.00	44.47	0.00	1,418.93
16/09/2022	Buy ETHEREUM	0.00	1,418.93	0.00	0.00
07/10/2022	Buy ETHEREUM	0.00	0.00	5.12	5.12
07/10/2022	Buy ETHEREUM	0.00	0.00	8.66	13.78
07/10/2022	Buy ETHEREUM	0.00	0.00	12.83	26.61
07/10/2022	Buy ETHEREUM	0.00	0.00	743.69	770.30
07/10/2022	Buy ETHEREUM	0.00	5.12	0.00	765.18
07/10/2022	Buy ETHEREUM	0.00	8.66	0.00	756.52
07/10/2022	Buy ETHEREUM	0.00	12.83	0.00	743.69
07/10/2022	Buy ETHEREUM	0.00	743.69	0.00	0.00
10/10/2022	Buy ETHEREUM	0.00	0.00	0.67	0.67
10/10/2022	Buy ETHEREUM	0.00	0.00	7.12	7.79
10/10/2022	Buy ETHEREUM	0.00	0.00	77.59	85.38
10/10/2022	Buy ETHEREUM	0.00	0.00	82.91	168.29
10/10/2022	Buy ETHEREUM	0.00	0.00	709.26	877.55
10/10/2022	Buy ETHEREUM	0.00	0.67	0.00	876.88
10/10/2022	Buy ETHEREUM	0.00	7.12	0.00	869.76
10/10/2022	Buy ETHEREUM	0.00	77.59	0.00	792.17
10/10/2022	Buy ETHEREUM	0.00	82.91	0.00	709.26

Date	Description	Quantity	Debits	Credits	Balance
10/10/2022	Buy ETHEREUM	0.00	709.26	0.00	0.00
16/10/2022	Buy ETHEREUM	0.00	0.00	0.68	0.68
16/10/2022	Buy ETHEREUM	0.00	0.00	1.60	2.28
16/10/2022	Buy ETHEREUM	0.00	0.00	2.02	4.30
16/10/2022	Buy ETHEREUM	0.00	0.00	3.60	7.90
16/10/2022	Buy ETHEREUM	0.00	0.00	4.07	11.97
16/10/2022	Buy ETHEREUM	0.00	0.00	10.84	22.81
16/10/2022	Buy ETHEREUM	0.00	0.00	14.58	37.39
16/10/2022	Buy ETHEREUM	0.00	0.00	103.19	140.58
16/10/2022	Buy ETHEREUM	0.00	0.00	859.75	1,000.33
16/10/2022	Buy ETHEREUM	0.00	0.68	0.00	999.65
16/10/2022	Buy ETHEREUM	0.00	1.60	0.00	998.05
16/10/2022	Buy ETHEREUM	0.00	2.02	0.00	996.03
16/10/2022	Buy ETHEREUM	0.00	3.60	0.00	992.43
16/10/2022	Buy ETHEREUM	0.00	4.07	0.00	988.36
16/10/2022	Buy ETHEREUM	0.00	10.84	0.00	977.52
16/10/2022	Buy ETHEREUM	0.00	14.58	0.00	962.94
16/10/2022	Buy ETHEREUM	0.00	103.19	0.00	859.75
16/10/2022	Buy ETHEREUM	0.00	859.75	0.00	0.00
22/11/2022	Buy ETHEREUM	0.00	0.00	1.15	1.15



Date	Description	Quantity	Debits	Credits	Balance
22/11/2022	Buy ETHEREUM	0.00	0.00	1.53	2.68
22/11/2022	Buy ETHEREUM	0.00	0.00	1.99	4.67
22/11/2022	Buy ETHEREUM	0.00	0.00	4.88	9.55
22/11/2022	Buy ETHEREUM	0.00	0.00	5.71	15.26
22/11/2022	Buy ETHEREUM	0.00	0.00	5.75	21.01
22/11/2022	Buy ETHEREUM	0.00	0.00	5.78	26.79
22/11/2022	Buy ETHEREUM	0.00	0.00	5.97	32.76
22/11/2022	Buy ETHEREUM	0.00	0.00	6.06	38.82
22/11/2022	Buy ETHEREUM	0.00	0.00	6.94	45.76
22/11/2022	Buy ETHEREUM	0.00	0.00	6.96	52.72
22/11/2022	Buy ETHEREUM	0.00	0.00	7.10	59.82
22/11/2022	Buy ETHEREUM	0.00	0.00	7.73	67.55
22/11/2022	Buy ETHEREUM	0.00	0.00	9.02	76.57
22/11/2022	Buy ETHEREUM	0.00	0.00	9.73	86.30
22/11/2022	Buy ETHEREUM	0.00	0.00	236.50	322.80
22/11/2022	Buy ETHEREUM	0.00	0.00	4,075.04	4,397.84
22/11/2022	Buy ETHEREUM	0.00	1.15	0.00	4,396.69
22/11/2022	Buy ETHEREUM	0.00	1.53	0.00	4,395.16
22/11/2022	Buy ETHEREUM	0.00	1.99	0.00	4,393.17
22/11/2022	Buy ETHEREUM	0.00	4.88	0.00	4,388.29

Date	Description	Quantity	Debits	Credits	Balance
22/11/2022	Buy ETHEREUM	0.00	5.71	0.00	4,382.58
22/11/2022	Buy ETHEREUM	0.00	5.75	0.00	4,376.83
22/11/2022	Buy ETHEREUM	0.00	5.78	0.00	4,371.05
22/11/2022	Buy ETHEREUM	0.00	5.97	0.00	4,365.08
22/11/2022	Buy ETHEREUM	0.00	6.06	0.00	4,359.02
22/11/2022	Buy ETHEREUM	0.00	6.94	0.00	4,352.08
22/11/2022	Buy ETHEREUM	0.00	6.96	0.00	4,345.12
22/11/2022	Buy ETHEREUM	0.00	7.10	0.00	4,338.02
22/11/2022	Buy ETHEREUM	0.00	7.73	0.00	4,330.29
22/11/2022	Buy ETHEREUM	0.00	9.02	0.00	4,321.27
22/11/2022	Buy ETHEREUM	0.00	9.73	0.00	4,311.54
22/11/2022	Buy ETHEREUM	0.00	236.50	0.00	4,075.04
22/11/2022	Buy ETHEREUM	0.00	4,075.04	0.00	0.00
22/02/2023	Buy ETHEREUM	0.00	0.00	9.92	9.92
22/02/2023	Buy ETHEREUM	0.00	0.00	25.05	34.97
22/02/2023	Buy ETHEREUM	0.00	0.00	25.13	60.10
22/02/2023	Buy ETHEREUM	0.00	0.00	30.69	90.79
22/02/2023	Buy ETHEREUM	0.00	0.00	39.79	130.58
22/02/2023	Buy ETHEREUM	0.00	0.00	147.24	277.82
22/02/2023	Buy ETHEREUM	0.00	0.00	164.53	442.35

Date	Description	Quantity	Debits	Credits	Balance
22/02/2023	Buy ETHEREUM	0.00	9.92	0.00	432.43
22/02/2023	Buy ETHEREUM	0.00	25.05	0.00	407.38
22/02/2023	Buy ETHEREUM	0.00	25.13	0.00	382.25
22/02/2023	Buy ETHEREUM	0.00	30.69	0.00	351.56
22/02/2023	Buy ETHEREUM	0.00	39.79	0.00	311.77
22/02/2023	Buy ETHEREUM	0.00	147.24	0.00	164.53
22/02/2023	Buy ETHEREUM	0.00	164.53	0.00	0.00
05/03/2023	Buy ETHEREUM	0.00	0.00	1.04	1.04
05/03/2023	Buy ETHEREUM	0.00	0.00	3.14	4.18
05/03/2023	Buy ETHEREUM	0.00	0.00	12.19	16.37
05/03/2023	Buy ETHEREUM	0.00	0.00	69.61	85.98
05/03/2023	Buy ETHEREUM	0.00	0.00	1,455.96	1,541.94
05/03/2023	Buy ETHEREUM	0.00	1.04	0.00	1,540.90
05/03/2023	Buy ETHEREUM	0.00	3.14	0.00	1,537.76
05/03/2023	Buy ETHEREUM	0.00	12.19	0.00	1,525.57
05/03/2023	Buy ETHEREUM	0.00	69.61	0.00	1,455.96
05/03/2023	Buy ETHEREUM	0.00	1,455.96	0.00	0.00
05/04/2023	Buy ETHEREUM	0.00	0.00	33.30	33.30
05/04/2023	Buy ETHEREUM	0.00	0.00	93.05	126.35
05/04/2023	Buy ETHEREUM	0.00	0.00	113.46	239.81

Date	Description	Quantity	Debits	Credits	Balance
05/04/2023	Buy ETHEREUM	0.00	33.30	0.00	206.51
05/04/2023	Buy ETHEREUM	0.00	93.05	0.00	113.46
05/04/2023	Buy ETHEREUM	0.00	113.46	0.00	0.00
04/05/2023	Buy ETHEREUM	0.00	0.00	58.82	58.82
04/05/2023	Buy ETHEREUM	0.00	0.00	118.98	177.80
04/05/2023	Buy ETHEREUM	0.00	0.00	1,436.87	1,614.67
04/05/2023	Buy ETHEREUM	0.00	58.82	0.00	1,555.85
04/05/2023	Buy ETHEREUM	0.00	118.98	0.00	1,436.87
04/05/2023	Buy ETHEREUM	0.00	1,436.87	0.00	0.00
06/05/2023	Buy ETHEREUM	0.00	0.00	4.38	4.38
06/05/2023	Buy ETHEREUM	0.00	0.00	5.99	10.37
06/05/2023	Buy ETHEREUM	0.00	0.00	7.28	17.65
06/05/2023	Buy ETHEREUM	0.00	0.00	18.91	36.56
06/05/2023	Buy ETHEREUM	0.00	0.00	22.30	58.86
06/05/2023	Buy ETHEREUM	0.00	0.00	29.32	88.18
06/05/2023	Buy ETHEREUM	0.00	0.00	59.05	147.23
06/05/2023	Buy ETHEREUM	0.00	0.00	365.54	512.77
06/05/2023	Buy ETHEREUM	0.00	4.38	0.00	508.39
06/05/2023	Buy ETHEREUM	0.00	5.99	0.00	502.40
06/05/2023	Buy ETHEREUM	0.00	7.28	0.00	495.12

Date	Description	Quantity	Debits	Credits	Balance
06/05/2023	Buy ETHEREUM	0.00	18.91	0.00	476.21
06/05/2023	Buy ETHEREUM	0.00	22.30	0.00	453.91
06/05/2023	Buy ETHEREUM	0.00	29.32	0.00	424.59
06/05/2023	Buy ETHEREUM	0.00	59.05	0.00	365.54
06/05/2023	Buy ETHEREUM	0.00	365.54	0.00	0.00
26/05/2023	Buy ETHEREUM	0.00	0.00	42.52	42.52
26/05/2023	Buy ETHEREUM	0.00	0.00	492.94	535.46
26/05/2023	Buy ETHEREUM	0.00	42.52	0.00	492.94
26/05/2023	Buy ETHEREUM	0.00	492.94	0.00	0.00
30/06/2023	Closing Balance	0.00	0.00	0.00	0.00
<b>Other Assets - Unsettled Trades / Acquisitions / Other Assets / ETHPoW</b>					
01/07/2022	Opening Balance	0.00	0.00	0.00	0.00
20/09/2022	Buy ETHW	0.00	0.00	0.16	0.16
20/09/2022	Buy ETHW	0.00	0.16	0.00	0.00
30/06/2023	Closing Balance	0.00	0.00	0.00	0.00
<b>Other Assets - Unsettled Trades / Acquisitions / Other Assets / Frax Share</b>					
01/07/2022	Opening Balance	0.00	0.00	0.00	0.00
16/10/2022	Buy FXSCOIN	0.00	0.00	478.79	478.79
16/10/2022	Buy FXSCOIN	0.00	0.00	929.87	1,408.66
16/10/2022	Buy FXSCOIN	0.00	478.79	0.00	929.87

Date	Description	Quantity	Debits	Credits	Balance
16/10/2022	Buy FXSCOIN	0.00	929.87	0.00	0.00
30/10/2022	Buy FXSCOIN	0.00	0.00	779.43	779.43
30/10/2022	Buy FXSCOIN	0.00	779.43	0.00	0.00
09/01/2023	Buy FXSCOIN	0.00	0.00	31.38	31.38
09/01/2023	Buy FXSCOIN	0.00	0.00	259.01	290.39
09/01/2023	Buy FXSCOIN	0.00	31.38	0.00	259.01
09/01/2023	Buy FXSCOIN	0.00	259.01	0.00	0.00
14/01/2023	Buy FXSCOIN	0.00	0.00	286.45	286.45
14/01/2023	Buy FXSCOIN	0.00	286.45	0.00	0.00
17/01/2023	Buy FXSCOIN	0.00	0.00	286.20	286.20
17/01/2023	Buy FXSCOIN	0.00	286.20	0.00	0.00
30/06/2023	Closing Balance	0.00	0.00	0.00	0.00
<b>Other Assets - Unsettled Trades / Acquisitions / Other Assets / Hedron</b>					
01/07/2022	Opening Balance	0.00	0.00	0.00	0.00
05/03/2023	Buy HDRNCOIN	0.00	0.00	29.55	29.55
05/03/2023	Buy HDRNCOIN	0.00	0.00	158.45	188.00
05/03/2023	Buy HDRNCOIN	0.00	29.55	0.00	158.45
05/03/2023	Buy HDRNCOIN	0.00	158.45	0.00	0.00
05/04/2023	Buy HDRNCOIN	0.00	0.00	171.55	171.55
05/04/2023	Buy HDRNCOIN	0.00	171.55	0.00	0.00

Date	Description	Quantity	Debits	Credits	Balance
30/06/2023	Closing Balance	0.00	0.00	0.00	0.00
<b>Other Assets - Unsettled Trades / Acquisitions / Other Assets / HEX</b>					
01/07/2022	Opening Balance	0.00	0.00	0.00	0.00
15/09/2022	Buy HEX	0.00	0.00	689.28	689.28
15/09/2022	Buy HEX	0.00	0.00	822.76	1,512.04
15/09/2022	Buy HEX	0.00	689.28	0.00	822.76
15/09/2022	Buy HEX	0.00	822.76	0.00	0.00
16/09/2022	Buy HEX	0.00	0.00	5.08	5.08
16/09/2022	Buy HEX	0.00	0.00	485.85	490.93
16/09/2022	Buy HEX	0.00	0.00	1,028.62	1,519.55
16/09/2022	Buy HEX	0.00	5.08	0.00	1,514.47
16/09/2022	Buy HEX	0.00	485.85	0.00	1,028.62
16/09/2022	Buy HEX	0.00	1,028.62	0.00	0.00
31/10/2022	Buy HEX	0.00	0.00	549.78	549.78
31/10/2022	Buy HEX	0.00	549.78	0.00	0.00
08/11/2022	Buy HEX	0.00	0.00	64.46	64.46
08/11/2022	Buy HEX	0.00	0.00	82.71	147.17
08/11/2022	Buy HEX	0.00	64.46	0.00	82.71
08/11/2022	Buy HEX	0.00	82.71	0.00	0.00
22/11/2022	Buy HEX	0.00	0.00	890.94	890.94

Date	Description	Quantity	Debits	Credits	Balance
22/11/2022	Buy HEX	0.00	0.00	3,276.86	4,167.80
22/11/2022	Buy HEX	0.00	890.94	0.00	3,276.86
22/11/2022	Buy HEX	0.00	3,276.86	0.00	0.00
09/01/2023	Buy HEX	0.00	0.00	186.45	186.45
09/01/2023	Buy HEX	0.00	0.00	1,276.96	1,463.41
09/01/2023	Buy HEX	0.00	0.00	1,453.00	2,916.41
09/01/2023	Buy HEX	0.00	186.45	0.00	2,729.96
09/01/2023	Buy HEX	0.00	1,276.96	0.00	1,453.00
09/01/2023	Buy HEX	0.00	1,453.00	0.00	0.00
14/01/2023	Buy HEX	0.00	0.00	290.08	290.08
14/01/2023	Buy HEX	0.00	0.00	3,461.47	3,751.55
14/01/2023	Buy HEX	0.00	290.08	0.00	3,461.47
14/01/2023	Buy HEX	0.00	3,461.47	0.00	0.00
17/01/2023	Buy HEX	0.00	0.00	183.91	183.91
17/01/2023	Buy HEX	0.00	0.00	779.15	963.06
17/01/2023	Buy HEX	0.00	0.00	1,192.11	2,155.17
17/01/2023	Buy HEX	0.00	0.00	1,680.32	3,835.49
17/01/2023	Buy HEX	0.00	183.91	0.00	3,651.58
17/01/2023	Buy HEX	0.00	779.15	0.00	2,872.43
17/01/2023	Buy HEX	0.00	1,192.11	0.00	1,680.32



Date	Description	Quantity	Debits	Credits	Balance
17/01/2023	Buy HEX	0.00	1,680.32	0.00	0.00
10/02/2023	Buy HEX	0.00	0.00	334.15	334.15
10/02/2023	Buy HEX	0.00	0.00	334.15	668.30
10/02/2023	Buy HEX	0.00	0.00	400.11	1,068.41
10/02/2023	Buy HEX	0.00	0.00	751.20	1,819.61
10/02/2023	Buy HEX	0.00	0.00	1,069.27	2,888.88
10/02/2023	Buy HEX	0.00	334.15	0.00	2,554.73
10/02/2023	Buy HEX	0.00	334.15	0.00	2,220.58
10/02/2023	Buy HEX	0.00	400.11	0.00	1,820.47
10/02/2023	Buy HEX	0.00	751.20	0.00	1,069.27
10/02/2023	Buy HEX	0.00	1,069.27	0.00	0.00
22/02/2023	Buy HEX	0.00	0.00	106.38	106.38
22/02/2023	Buy HEX	0.00	0.00	357.30	463.68
22/02/2023	Buy HEX	0.00	0.00	489.07	952.75
22/02/2023	Buy HEX	0.00	106.38	0.00	846.37
22/02/2023	Buy HEX	0.00	357.30	0.00	489.07
22/02/2023	Buy HEX	0.00	489.07	0.00	0.00
30/06/2023	Closing Balance	0.00	0.00	0.00	0.00
<b>Other Assets - Unsettled Trades / Acquisitions / Other Assets / Kuma Inu</b>					
01/07/2022	Opening Balance	0.00	0.00	0.00	0.00

Date	Description	Quantity	Debits	Credits	Balance
30/06/2023	Buy KUMA	0.00	0.00	1,167.08	1,167.08
30/06/2023	Buy KUMA	0.00	1,167.08	0.00	0.00
30/06/2023	Closing Balance	0.00	0.00	0.00	0.00
<b>Other Assets - Unsettled Trades / Acquisitions / Other Assets / MM Finance</b>					
01/07/2022	Opening Balance	0.00	0.00	0.00	0.00
30/06/2023	Buy MMF	0.00	0.00	0.46	0.46
30/06/2023	Buy MMF	0.00	0.46	0.00	0.00
30/06/2023	Closing Balance	0.00	0.00	0.00	0.00
<b>Other Assets - Unsettled Trades / Acquisitions / Other Assets / Polygon</b>					
01/07/2022	Opening Balance	0.00	0.00	0.00	0.00
26/05/2023	Buy MATIC	0.00	0.00	13.85	13.85
26/05/2023	Buy MATIC	0.00	13.85	0.00	0.00
30/06/2023	Buy MATIC	0.00	0.00	1.53	1.53
30/06/2023	Buy MATIC	0.00	1.53	0.00	0.00
30/06/2023	Closing Balance	0.00	0.00	0.00	0.00
<b>Other Assets - Unsettled Trades / Acquisitions / Other Assets / SHIBCOIN</b>					
01/07/2022	Opening Balance	0.00	0.00	0.00	0.00
01/07/2022	Buy SHIB	0.00	0.00	0.03	0.03
01/07/2022	Buy SHIB	0.00	0.03	0.00	0.00
11/11/2022	Buy SHIB	0.00	0.00	776.84	776.84

Date	Description	Quantity	Debits	Credits	Balance
11/11/2022	Buy SHIB	0.00	776.84	0.00	0.00
30/06/2023	Closing Balance	0.00	0.00	0.00	0.00
<b>Other Assets - Unsettled Trades / Acquisitions / Other Assets / Songbird</b>					
01/07/2022	Opening Balance	0.00	0.00	0.00	0.00
30/06/2023	Buy SGB	0.00	0.00	117.18	117.18
30/06/2023	Buy SGB	0.00	117.18	0.00	0.00
30/06/2023	Closing Balance	0.00	0.00	0.00	0.00
<b>Other Assets - Unsettled Trades / Acquisitions / Other Assets / STEPN</b>					
01/07/2022	Opening Balance	0.00	0.00	0.00	0.00
30/06/2023	Buy GMT	0.00	0.00	55.37	55.37
30/06/2023	Buy GMT	0.00	55.37	0.00	0.00
30/06/2023	Closing Balance	0.00	0.00	0.00	0.00
<b>Other Assets - Unsettled Trades / Acquisitions / Other Assets / Theta Fuel</b>					
01/07/2022	Opening Balance	0.00	0.00	0.00	0.00
30/06/2023	Buy TFUEL	0.00	0.00	9.10	9.10
30/06/2023	Buy TFUEL	0.00	9.10	0.00	0.00
30/06/2023	Closing Balance	0.00	0.00	0.00	0.00
<b>Other Assets - Unsettled Trades / Acquisitions / Other Assets / Tron</b>					
01/07/2022	Opening Balance	0.00	0.00	0.00	0.00
30/06/2023	Buy TRX	0.00	0.00	0.01	0.01

Date	Description	Quantity	Debits	Credits	Balance
30/06/2023	Buy TRX	0.00	0.01	0.00	0.00
30/06/2023	Closing Balance	0.00	0.00	0.00	0.00
<b>Other Assets - Unsettled Trades / Acquisitions / Other Assets / US Dollar</b>					
01/07/2022	Opening Balance	0.00	0.00	0.00	0.00
07/09/2022	Buy USDCRYPTO	0.00	0.00	1,193.79	1,193.79
07/09/2022	Buy USDCRYPTO	0.00	0.00	1,489.15	2,682.94
07/09/2022	Buy USDCRYPTO	0.00	1,193.79	0.00	1,489.15
07/09/2022	Buy USDCRYPTO	0.00	1,489.15	0.00	0.00
11/09/2022	Buy USDCRYPTO	0.00	0.00	289.59	289.59
11/09/2022	Buy USDCRYPTO	0.00	0.00	1,460.05	1,749.64
11/09/2022	Buy USDCRYPTO	0.00	289.59	0.00	1,460.05
11/09/2022	Buy USDCRYPTO	0.00	1,460.05	0.00	0.00
30/06/2023	Buy USDC	0.00	0.00	5,568.32	5,568.32
30/06/2023	Buy USDC	0.00	5,568.32	0.00	0.00
30/06/2023	Closing Balance	0.00	0.00	0.00	0.00
<b>Other Assets - Unsettled Trades / Acquisitions / Other Assets / USDT (Tether)</b>					
01/07/2022	Opening Balance	0.00	0.00	0.00	0.00
02/07/2022	Buy USDT1	0.00	0.00	142.32	142.32
02/07/2022	Buy USDT1	0.00	0.00	146.64	288.96
02/07/2022	Buy USDT1	0.00	0.00	146.64	435.60

Date	Description	Quantity	Debits	Credits	Balance
02/07/2022	Buy USDT1	0.00	0.00	14,522.14	14,957.74
02/07/2022	Buy USDT1	0.00	142.32	0.00	14,815.42
02/07/2022	Buy USDT1	0.00	146.64	0.00	14,668.78
02/07/2022	Buy USDT1	0.00	146.64	0.00	14,522.14
02/07/2022	Buy USDT1	0.00	14,522.14	0.00	0.00
14/07/2022	Buy USDT1	0.00	0.00	13.62	13.62
14/07/2022	Buy USDT1	0.00	0.00	29.61	43.23
14/07/2022	Buy USDT1	0.00	0.00	62.67	105.90
14/07/2022	Buy USDT1	0.00	0.00	75.51	181.41
14/07/2022	Buy USDT1	0.00	0.00	148.05	329.46
14/07/2022	Buy USDT1	0.00	0.00	148.05	477.51
14/07/2022	Buy USDT1	0.00	0.00	302.03	779.54
14/07/2022	Buy USDT1	0.00	0.00	592.21	1,371.75
14/07/2022	Buy USDT1	0.00	0.00	1,336.84	2,708.59
14/07/2022	Buy USDT1	0.00	0.00	1,480.53	4,189.12
14/07/2022	Buy USDT1	0.00	0.00	1,480.53	5,669.65
14/07/2022	Buy USDT1	0.00	0.00	1,482.01	7,151.66
14/07/2022	Buy USDT1	0.00	0.00	1,578.84	8,730.50
14/07/2022	Buy USDT1	0.00	0.00	2,961.06	11,691.56
14/07/2022	Buy USDT1	0.00	0.00	2,961.06	14,652.62

Date	Description	Quantity	Debits	Credits	Balance
14/07/2022	Buy USDT1	0.00	0.00	7,389.62	22,042.24
14/07/2022	Buy USDT1	0.00	13.62	0.00	22,028.62
14/07/2022	Buy USDT1	0.00	29.61	0.00	21,999.01
14/07/2022	Buy USDT1	0.00	62.67	0.00	21,936.34
14/07/2022	Buy USDT1	0.00	75.51	0.00	21,860.83
14/07/2022	Buy USDT1	0.00	148.05	0.00	21,712.78
14/07/2022	Buy USDT1	0.00	148.05	0.00	21,564.73
14/07/2022	Buy USDT1	0.00	302.03	0.00	21,262.70
14/07/2022	Buy USDT1	0.00	592.21	0.00	20,670.49
14/07/2022	Buy USDT1	0.00	1,336.84	0.00	19,333.65
14/07/2022	Buy USDT1	0.00	1,480.53	0.00	17,853.12
14/07/2022	Buy USDT1	0.00	1,480.53	0.00	16,372.59
14/07/2022	Buy USDT1	0.00	1,482.01	0.00	14,890.58
14/07/2022	Buy USDT1	0.00	1,578.84	0.00	13,311.74
14/07/2022	Buy USDT1	0.00	2,961.06	0.00	10,350.68
14/07/2022	Buy USDT1	0.00	2,961.06	0.00	7,389.62
14/07/2022	Buy USDT1	0.00	7,389.62	0.00	0.00
04/10/2022	Buy USDT1	0.00	0.00	153.76	153.76
04/10/2022	Buy USDT1	0.00	153.76	0.00	0.00
06/10/2022	Buy USDT1	0.00	0.00	16.54	16.54

Date	Description	Quantity	Debits	Credits	Balance
06/10/2022	Buy USDT1	0.00	0.00	16.62	33.16
06/10/2022	Buy USDT1	0.00	0.00	59.76	92.92
06/10/2022	Buy USDT1	0.00	0.00	71.65	164.57
06/10/2022	Buy USDT1	0.00	0.00	141.84	306.41
06/10/2022	Buy USDT1	0.00	0.00	162.18	468.59
06/10/2022	Buy USDT1	0.00	0.00	276.32	744.91
06/10/2022	Buy USDT1	0.00	0.00	288.34	1,033.25
06/10/2022	Buy USDT1	0.00	0.00	537.29	1,570.54
06/10/2022	Buy USDT1	0.00	16.54	0.00	1,554.00
06/10/2022	Buy USDT1	0.00	16.62	0.00	1,537.38
06/10/2022	Buy USDT1	0.00	59.76	0.00	1,477.62
06/10/2022	Buy USDT1	0.00	71.65	0.00	1,405.97
06/10/2022	Buy USDT1	0.00	141.84	0.00	1,264.13
06/10/2022	Buy USDT1	0.00	162.18	0.00	1,101.95
06/10/2022	Buy USDT1	0.00	276.32	0.00	825.63
06/10/2022	Buy USDT1	0.00	288.34	0.00	537.29
06/10/2022	Buy USDT1	0.00	537.29	0.00	0.00
27/10/2022	Buy USDT1	0.00	0.00	37.61	37.61
27/10/2022	Buy USDT1	0.00	0.00	65.69	103.30
27/10/2022	Buy USDT1	0.00	0.00	192.96	296.26

Date	Description	Quantity	Debits	Credits	Balance
27/10/2022	Buy USDT1	0.00	37.61	0.00	258.65
27/10/2022	Buy USDT1	0.00	65.69	0.00	192.96
27/10/2022	Buy USDT1	0.00	192.96	0.00	0.00
28/10/2022	Buy USDT1	0.00	0.00	11.76	11.76
28/10/2022	Buy USDT1	0.00	0.00	232.02	243.78
28/10/2022	Buy USDT1	0.00	0.00	368.22	612.00
28/10/2022	Buy USDT1	0.00	11.76	0.00	600.24
28/10/2022	Buy USDT1	0.00	232.02	0.00	368.22
28/10/2022	Buy USDT1	0.00	368.22	0.00	0.00
28/11/2022	Buy USDT1	0.00	0.00	415.08	415.08
28/11/2022	Buy USDT1	0.00	415.08	0.00	0.00
02/12/2022	Buy USDT1	0.00	0.00	170.98	170.98
02/12/2022	Buy USDT1	0.00	170.98	0.00	0.00
17/12/2022	Buy USDT1	0.00	0.00	272.44	272.44
17/12/2022	Buy USDT1	0.00	272.44	0.00	0.00
20/12/2022	Buy USDT1	0.00	0.00	74.36	74.36
20/12/2022	Buy USDT1	0.00	74.36	0.00	0.00
28/12/2022	Buy USDT1	0.00	0.00	182.50	182.50
28/12/2022	Buy USDT1	0.00	182.50	0.00	0.00
30/12/2022	Buy USDT1	0.00	0.00	253.42	253.42



Date	Description	Quantity	Debits	Credits	Balance
30/12/2022	Buy USDT1	0.00	253.42	0.00	0.00
07/01/2023	Buy USDT1	0.00	0.00	93.87	93.87
07/01/2023	Buy USDT1	0.00	0.00	246.21	340.08
07/01/2023	Buy USDT1	0.00	93.87	0.00	246.21
07/01/2023	Buy USDT1	0.00	246.21	0.00	0.00
08/01/2023	Buy USDT1	0.00	0.00	1,215.54	1,215.54
08/01/2023	Buy USDT1	0.00	0.00	1,697.38	2,912.92
08/01/2023	Buy USDT1	0.00	1,215.54	0.00	1,697.38
08/01/2023	Buy USDT1	0.00	1,697.38	0.00	0.00
14/01/2023	Buy USDT1	0.00	0.00	145.46	145.46
14/01/2023	Buy USDT1	0.00	0.00	289.47	434.93
14/01/2023	Buy USDT1	0.00	0.00	1,243.46	1,678.39
14/01/2023	Buy USDT1	0.00	0.00	2,084.50	3,762.89
14/01/2023	Buy USDT1	0.00	145.46	0.00	3,617.43
14/01/2023	Buy USDT1	0.00	289.47	0.00	3,327.96
14/01/2023	Buy USDT1	0.00	1,243.46	0.00	2,084.50
14/01/2023	Buy USDT1	0.00	2,084.50	0.00	0.00
15/01/2023	Buy USDT1	0.00	0.00	14.31	14.31
15/01/2023	Buy USDT1	0.00	0.00	144.76	159.07
15/01/2023	Buy USDT1	0.00	0.00	287.99	447.06

Date	Description	Quantity	Debits	Credits	Balance
15/01/2023	Buy USDT1	0.00	14.31	0.00	432.75
15/01/2023	Buy USDT1	0.00	144.76	0.00	287.99
15/01/2023	Buy USDT1	0.00	287.99	0.00	0.00
16/01/2023	Buy USDT1	0.00	0.00	145.22	145.22
16/01/2023	Buy USDT1	0.00	0.00	145.22	290.44
16/01/2023	Buy USDT1	0.00	0.00	956.20	1,246.64
16/01/2023	Buy USDT1	0.00	0.00	1,185.70	2,432.34
16/01/2023	Buy USDT1	0.00	0.00	1,399.46	3,831.80
16/01/2023	Buy USDT1	0.00	145.22	0.00	3,686.58
16/01/2023	Buy USDT1	0.00	145.22	0.00	3,541.36
16/01/2023	Buy USDT1	0.00	956.20	0.00	2,585.16
16/01/2023	Buy USDT1	0.00	1,185.70	0.00	1,399.46
16/01/2023	Buy USDT1	0.00	1,399.46	0.00	0.00
20/01/2023	Buy USDT1	0.00	0.00	74.17	74.17
20/01/2023	Buy USDT1	0.00	0.00	116.79	190.96
20/01/2023	Buy USDT1	0.00	0.00	1,493.17	1,684.13
20/01/2023	Buy USDT1	0.00	74.17	0.00	1,609.96
20/01/2023	Buy USDT1	0.00	116.79	0.00	1,493.17
20/01/2023	Buy USDT1	0.00	1,493.17	0.00	0.00
21/01/2023	Buy USDT1	0.00	0.00	143.64	143.64

Date	Description	Quantity	Debits	Credits	Balance
21/01/2023	Buy USDT1	0.00	143.64	0.00	0.00
22/01/2023	Buy USDT1	0.00	0.00	188.31	188.31
22/01/2023	Buy USDT1	0.00	0.00	315.58	503.89
22/01/2023	Buy USDT1	0.00	188.31	0.00	315.58
22/01/2023	Buy USDT1	0.00	315.58	0.00	0.00
30/06/2023	Buy USDT	0.00	0.00	374.93	374.93
30/06/2023	Buy USDT	0.00	374.93	0.00	0.00
30/06/2023	Closing Balance	0.00	0.00	0.00	0.00
<b>Other Assets - Unsettled Trades / Acquisitions / Other Assets / Veracity</b>					
01/07/2022	Opening Balance	0.00	0.00	0.00	0.00
30/06/2023	Buy VRA	0.00	0.00	0.35	0.35
30/06/2023	Buy VRA	0.00	0.35	0.00	0.00
30/06/2023	Closing Balance	0.00	0.00	0.00	0.00
<b>Other Assets - Unsettled Trades / Acquisitions / Other Assets / XRP</b>					
01/07/2022	Opening Balance	0.00	0.00	0.00	0.00
17/08/2022	Buy XRP	0.00	0.00	12.71	12.71
17/08/2022	Buy XRP	0.00	0.00	16.00	28.71
17/08/2022	Buy XRP	0.00	12.71	0.00	16.00
17/08/2022	Buy XRP	0.00	16.00	0.00	0.00
30/09/2022	Buy XRP	0.00	0.00	768.43	768.43

Date	Description	Quantity	Debits	Credits	Balance
30/09/2022	Buy XRP	0.00	768.43	0.00	0.00
30/06/2023	Closing Balance	0.00	0.00	0.00	0.00
<b>Other Assets - Unsettled Trades / Acquisitions / Garrett Motion Inc</b>					
01/07/2022	Opening Balance	0.00	0.00	0.00	0.00
14/07/2022	Bght 191 GTX:US @ 10.9581 19706665	0.00	0.00	2,093.00	2,093.00
14/07/2022	Bght 191 GTX:US @ 10.9581 19706665	0.00	2,093.00	0.00	0.00
30/06/2023	Closing Balance	0.00	0.00	0.00	0.00
<b>Other Assets - Unsettled Trades / Acquisitions / Sundry Assets / Cryptocurrency Wallet</b>					
01/07/2022	Opening Balance	0.00	0.00	0.00	0.00
01/07/2022	Buy SHIB	0.00	0.00	0.03	0.03
01/07/2022	Buy SHIB	0.00	0.03	0.00	0.00
01/07/2022	Unlisted Security Purchase	0.00	0.00	4.55	4.55
01/07/2022	Unlisted Security Purchase	0.00	4.55	0.00	0.00
02/07/2022	Buy USDT1	0.00	0.00	142.32	142.32
02/07/2022	Buy USDT1	0.00	0.00	146.64	288.96
02/07/2022	Buy USDT1	0.00	0.00	146.64	435.60
02/07/2022	Buy USDT1	0.00	0.00	14,522.14	14,957.74
02/07/2022	Buy USDT1	0.00	142.32	0.00	14,815.42
02/07/2022	Buy USDT1	0.00	146.64	0.00	14,668.78
02/07/2022	Buy USDT1	0.00	146.64	0.00	14,522.14

Date	Description	Quantity	Debits	Credits	Balance
02/07/2022	Buy USDT1	0.00	14,522.14	0.00	0.00
02/07/2022	Sell USDT1	0.00	0.00	148.28	148.28
02/07/2022	Sell USDT1	0.00	0.00	14,531.11	14,679.39
02/07/2022	Sell USDT1	0.00	148.28	0.00	14,531.11
02/07/2022	Sell USDT1	0.00	14,531.11	0.00	0.00
14/07/2022	Buy USDT1	0.00	0.00	13.62	13.62
14/07/2022	Buy USDT1	0.00	0.00	29.61	43.23
14/07/2022	Buy USDT1	0.00	0.00	62.67	105.90
14/07/2022	Buy USDT1	0.00	0.00	75.51	181.41
14/07/2022	Buy USDT1	0.00	0.00	148.05	329.46
14/07/2022	Buy USDT1	0.00	0.00	148.05	477.51
14/07/2022	Buy USDT1	0.00	0.00	302.03	779.54
14/07/2022	Buy USDT1	0.00	0.00	592.21	1,371.75
14/07/2022	Buy USDT1	0.00	0.00	1,336.84	2,708.59
14/07/2022	Buy USDT1	0.00	0.00	1,480.53	4,189.12
14/07/2022	Buy USDT1	0.00	0.00	1,480.53	5,669.65
14/07/2022	Buy USDT1	0.00	0.00	1,482.01	7,151.66
14/07/2022	Buy USDT1	0.00	0.00	1,578.84	8,730.50
14/07/2022	Buy USDT1	0.00	0.00	2,961.06	11,691.56
14/07/2022	Buy USDT1	0.00	0.00	2,961.06	14,652.62

Date	Description	Quantity	Debits	Credits	Balance
14/07/2022	Buy USDT1	0.00	0.00	7,389.62	22,042.24
14/07/2022	Buy USDT1	0.00	13.62	0.00	22,028.62
14/07/2022	Buy USDT1	0.00	29.61	0.00	21,999.01
14/07/2022	Buy USDT1	0.00	62.67	0.00	21,936.34
14/07/2022	Buy USDT1	0.00	75.51	0.00	21,860.83
14/07/2022	Buy USDT1	0.00	148.05	0.00	21,712.78
14/07/2022	Buy USDT1	0.00	148.05	0.00	21,564.73
14/07/2022	Buy USDT1	0.00	302.03	0.00	21,262.70
14/07/2022	Buy USDT1	0.00	592.21	0.00	20,670.49
14/07/2022	Buy USDT1	0.00	1,336.84	0.00	19,333.65
14/07/2022	Buy USDT1	0.00	1,480.53	0.00	17,853.12
14/07/2022	Buy USDT1	0.00	1,480.53	0.00	16,372.59
14/07/2022	Buy USDT1	0.00	1,482.01	0.00	14,890.58
14/07/2022	Buy USDT1	0.00	1,578.84	0.00	13,311.74
14/07/2022	Buy USDT1	0.00	2,961.06	0.00	10,350.68
14/07/2022	Buy USDT1	0.00	2,961.06	0.00	7,389.62
14/07/2022	Buy USDT1	0.00	7,389.62	0.00	0.00
15/07/2022	Buy AVAX	0.00	0.00	29.30	29.30
15/07/2022	Buy AVAX	0.00	0.00	119.06	148.36
15/07/2022	Buy AVAX	0.00	29.30	0.00	119.06

Date	Description	Quantity	Debits	Credits	Balance
15/07/2022	Buy AVAX	0.00	119.06	0.00	0.00
15/07/2022	Sell AVAX	0.00	0.00	29.24	29.24
15/07/2022	Sell AVAX	0.00	0.00	118.81	148.05
15/07/2022	Sell AVAX	0.00	29.24	0.00	118.81
15/07/2022	Sell AVAX	0.00	118.81	0.00	0.00
15/07/2022	Sell USDT1	0.00	0.00	148.36	148.36
15/07/2022	Sell USDT1	0.00	148.36	0.00	0.00
17/07/2022	Buy AVAX	0.00	0.00	147.33	147.33
17/07/2022	Buy AVAX	0.00	0.00	1,473.33	1,620.66
17/07/2022	Buy AVAX	0.00	147.33	0.00	1,473.33
17/07/2022	Buy AVAX	0.00	1,473.33	0.00	0.00
17/07/2022	Sell AVAX	0.00	0.00	147.81	147.81
17/07/2022	Sell AVAX	0.00	0.00	1,469.30	1,617.11
17/07/2022	Sell AVAX	0.00	147.81	0.00	1,469.30
17/07/2022	Sell AVAX	0.00	1,469.30	0.00	0.00
17/07/2022	Sell USDT1	0.00	0.00	142.99	142.99
17/07/2022	Sell USDT1	0.00	0.00	147.33	290.32
17/07/2022	Sell USDT1	0.00	0.00	1,330.34	1,620.66
17/07/2022	Sell USDT1	0.00	142.99	0.00	1,477.67
17/07/2022	Sell USDT1	0.00	147.33	0.00	1,330.34

Date	Description	Quantity	Debits	Credits	Balance
17/07/2022	Sell USDT1	0.00	1,330.34	0.00	0.00
20/07/2022	Sell USDT1	0.00	0.00	13.33	13.33
20/07/2022	Sell USDT1	0.00	0.00	7,229.28	7,242.61
20/07/2022	Sell USDT1	0.00	13.33	0.00	7,229.28
20/07/2022	Sell USDT1	0.00	7,229.28	0.00	0.00
28/07/2022	Buy AVAX	0.00	0.00	2,863.36	2,863.36
28/07/2022	Buy AVAX	0.00	2,863.36	0.00	0.00
28/07/2022	Buy ETHEREUM	0.00	0.00	205.45	205.45
28/07/2022	Buy ETHEREUM	0.00	0.00	206.51	411.96
28/07/2022	Buy ETHEREUM	0.00	0.00	1,226.23	1,638.19
28/07/2022	Buy ETHEREUM	0.00	0.00	2,656.85	4,295.04
28/07/2022	Buy ETHEREUM	0.00	205.45	0.00	4,089.59
28/07/2022	Buy ETHEREUM	0.00	206.51	0.00	3,883.08
28/07/2022	Buy ETHEREUM	0.00	1,226.23	0.00	2,656.85
28/07/2022	Buy ETHEREUM	0.00	2,656.85	0.00	0.00
28/07/2022	Sell AVAX	0.00	0.00	2,821.96	2,821.96
28/07/2022	Sell AVAX	0.00	2,821.96	0.00	0.00
28/07/2022	Sell ETHEREUM	0.00	0.00	90.48	90.48
28/07/2022	Sell ETHEREUM	0.00	0.00	115.45	205.93
28/07/2022	Sell ETHEREUM	0.00	0.00	205.93	411.86



Date	Description	Quantity	Debits	Credits	Balance
28/07/2022	Sell ETHEREUM	0.00	0.00	1,229.08	1,640.94
28/07/2022	Sell ETHEREUM	0.00	0.00	2,649.35	4,290.29
28/07/2022	Sell ETHEREUM	0.00	90.48	0.00	4,199.81
28/07/2022	Sell ETHEREUM	0.00	115.45	0.00	4,084.36
28/07/2022	Sell ETHEREUM	0.00	205.93	0.00	3,878.43
28/07/2022	Sell ETHEREUM	0.00	1,229.08	0.00	2,649.35
28/07/2022	Sell ETHEREUM	0.00	2,649.35	0.00	0.00
28/07/2022	Sell USDT1	0.00	0.00	73.02	73.02
28/07/2022	Sell USDT1	0.00	0.00	1,431.68	1,504.70
28/07/2022	Sell USDT1	0.00	0.00	2,863.36	4,368.06
28/07/2022	Sell USDT1	0.00	0.00	2,863.36	7,231.42
28/07/2022	Sell USDT1	0.00	73.02	0.00	7,158.40
28/07/2022	Sell USDT1	0.00	1,431.68	0.00	5,726.72
28/07/2022	Sell USDT1	0.00	2,863.36	0.00	2,863.36
28/07/2022	Sell USDT1	0.00	2,863.36	0.00	0.00
29/07/2022	Buy AVAX	0.00	0.00	1,432.23	1,432.23
29/07/2022	Buy AVAX	0.00	1,432.23	0.00	0.00
29/07/2022	Buy ETHEREUM	0.00	0.00	218.74	218.74
29/07/2022	Buy ETHEREUM	0.00	0.00	245.27	464.01
29/07/2022	Buy ETHEREUM	0.00	0.00	2,479.19	2,943.20

Date	Description	Quantity	Debits	Credits	Balance
29/07/2022	Buy ETHEREUM	0.00	218.74	0.00	2,724.46
29/07/2022	Buy ETHEREUM	0.00	245.27	0.00	2,479.19
29/07/2022	Buy ETHEREUM	0.00	2,479.19	0.00	0.00
29/07/2022	Sell AVAX	0.00	0.00	1,430.19	1,430.19
29/07/2022	Sell AVAX	0.00	1,430.19	0.00	0.00
29/07/2022	Sell USDT1	0.00	0.00	1,432.23	1,432.23
29/07/2022	Sell USDT1	0.00	1,432.23	0.00	0.00
08/08/2022	Sell USDT1	0.00	0.00	295.26	295.26
08/08/2022	Sell USDT1	0.00	295.26	0.00	0.00
17/08/2022	Buy XRP	0.00	0.00	12.71	12.71
17/08/2022	Buy XRP	0.00	0.00	16.00	28.71
17/08/2022	Buy XRP	0.00	12.71	0.00	16.00
17/08/2022	Buy XRP	0.00	16.00	0.00	0.00
07/09/2022	Buy USDCRYPTO	0.00	0.00	1,193.79	1,193.79
07/09/2022	Buy USDCRYPTO	0.00	0.00	1,489.15	2,682.94
07/09/2022	Buy USDCRYPTO	0.00	1,193.79	0.00	1,489.15
07/09/2022	Buy USDCRYPTO	0.00	1,489.15	0.00	0.00
07/09/2022	Sell ETHEREUM	0.00	0.00	199.40	199.40
07/09/2022	Sell ETHEREUM	0.00	0.00	223.58	422.98
07/09/2022	Sell ETHEREUM	0.00	0.00	2,259.96	2,682.94

Date	Description	Quantity	Debits	Credits	Balance
07/09/2022	Sell ETHEREUM	0.00	199.40	0.00	2,483.54
07/09/2022	Sell ETHEREUM	0.00	223.58	0.00	2,259.96
07/09/2022	Sell ETHEREUM	0.00	2,259.96	0.00	0.00
09/09/2022	Buy ETHEREUM	0.00	0.00	2.36	2.36
09/09/2022	Buy ETHEREUM	0.00	0.00	3.63	5.99
09/09/2022	Buy ETHEREUM	0.00	0.00	21.67	27.66
09/09/2022	Buy ETHEREUM	0.00	0.00	143.39	171.05
09/09/2022	Buy ETHEREUM	0.00	0.00	215.33	386.38
09/09/2022	Buy ETHEREUM	0.00	0.00	1,087.54	1,473.92
09/09/2022	Buy ETHEREUM	0.00	0.00	1,473.92	2,947.84
09/09/2022	Buy ETHEREUM	0.00	2.36	0.00	2,945.48
09/09/2022	Buy ETHEREUM	0.00	3.63	0.00	2,941.85
09/09/2022	Buy ETHEREUM	0.00	21.67	0.00	2,920.18
09/09/2022	Buy ETHEREUM	0.00	143.39	0.00	2,776.79
09/09/2022	Buy ETHEREUM	0.00	215.33	0.00	2,561.46
09/09/2022	Buy ETHEREUM	0.00	1,087.54	0.00	1,473.92
09/09/2022	Buy ETHEREUM	0.00	1,473.92	0.00	0.00
09/09/2022	Sell USDCRYPTO	0.00	0.00	1,473.92	1,473.92
09/09/2022	Sell USDCRYPTO	0.00	1,473.92	0.00	0.00
09/09/2022	Sell USDT1	0.00	0.00	1,473.92	1,473.92

Date	Description	Quantity	Debits	Credits	Balance
09/09/2022	Sell USDT1	0.00	1,473.92	0.00	0.00
11/09/2022	Buy USDCRYPTO	0.00	0.00	289.59	289.59
11/09/2022	Buy USDCRYPTO	0.00	0.00	1,460.05	1,749.64
11/09/2022	Buy USDCRYPTO	0.00	289.59	0.00	1,460.05
11/09/2022	Buy USDCRYPTO	0.00	1,460.05	0.00	0.00
11/09/2022	Sell ETHEREUM	0.00	0.00	230.27	230.27
11/09/2022	Sell ETHEREUM	0.00	0.00	1,141.90	1,372.17
11/09/2022	Sell ETHEREUM	0.00	0.00	1,547.93	2,920.10
11/09/2022	Sell ETHEREUM	0.00	230.27	0.00	2,689.83
11/09/2022	Sell ETHEREUM	0.00	1,141.90	0.00	1,547.93
11/09/2022	Sell ETHEREUM	0.00	1,547.93	0.00	0.00
14/09/2022	Buy BNBCOIN	0.00	0.00	20.58	20.58
14/09/2022	Buy BNBCOIN	0.00	0.00	20.63	41.21
14/09/2022	Buy BNBCOIN	0.00	0.00	372.75	413.96
14/09/2022	Buy BNBCOIN	0.00	20.58	0.00	393.38
14/09/2022	Buy BNBCOIN	0.00	20.63	0.00	372.75
14/09/2022	Buy BNBCOIN	0.00	372.75	0.00	0.00
14/09/2022	Sell ETHEREUM	0.00	0.00	3.45	3.45
14/09/2022	Sell ETHEREUM	0.00	0.00	20.63	24.08
14/09/2022	Sell ETHEREUM	0.00	0.00	204.71	228.79

Date	Description	Quantity	Debits	Credits	Balance
14/09/2022	Sell ETHEREUM	0.00	3.45	0.00	225.34
14/09/2022	Sell ETHEREUM	0.00	20.63	0.00	204.71
14/09/2022	Sell ETHEREUM	0.00	204.71	0.00	0.00
15/09/2022	Buy ETHEREUM	0.00	0.00	2.31	2.31
15/09/2022	Buy ETHEREUM	0.00	0.00	102.19	104.50
15/09/2022	Buy ETHEREUM	0.00	0.00	1,378.29	1,482.79
15/09/2022	Buy ETHEREUM	0.00	2.31	0.00	1,480.48
15/09/2022	Buy ETHEREUM	0.00	102.19	0.00	1,378.29
15/09/2022	Buy ETHEREUM	0.00	1,378.29	0.00	0.00
15/09/2022	Buy HEX	0.00	0.00	689.28	689.28
15/09/2022	Buy HEX	0.00	0.00	822.76	1,512.04
15/09/2022	Buy HEX	0.00	689.28	0.00	822.76
15/09/2022	Buy HEX	0.00	822.76	0.00	0.00
15/09/2022	Sell ETHEREUM	0.00	0.00	2.31	2.31
15/09/2022	Sell ETHEREUM	0.00	0.00	139.44	141.75
15/09/2022	Sell ETHEREUM	0.00	0.00	1,372.60	1,514.35
15/09/2022	Sell ETHEREUM	0.00	2.31	0.00	1,512.04
15/09/2022	Sell ETHEREUM	0.00	139.44	0.00	1,372.60
15/09/2022	Sell ETHEREUM	0.00	1,372.60	0.00	0.00
15/09/2022	Sell USDCRYPTO	0.00	0.00	294.10	294.10

Date	Description	Quantity	Debits	Credits	Balance
15/09/2022	Sell USDCRYPTO	0.00	0.00	1,188.69	1,482.79
15/09/2022	Sell USDCRYPTO	0.00	294.10	0.00	1,188.69
15/09/2022	Sell USDCRYPTO	0.00	1,188.69	0.00	0.00
16/09/2022	Buy ETHEREUM	0.00	0.00	0.85	0.85
16/09/2022	Buy ETHEREUM	0.00	0.00	5.20	6.05
16/09/2022	Buy ETHEREUM	0.00	0.00	13.33	19.38
16/09/2022	Buy ETHEREUM	0.00	0.00	44.47	63.85
16/09/2022	Buy ETHEREUM	0.00	0.00	1,418.93	1,482.78
16/09/2022	Buy ETHEREUM	0.00	0.85	0.00	1,481.93
16/09/2022	Buy ETHEREUM	0.00	5.20	0.00	1,476.73
16/09/2022	Buy ETHEREUM	0.00	13.33	0.00	1,463.40
16/09/2022	Buy ETHEREUM	0.00	44.47	0.00	1,418.93
16/09/2022	Buy ETHEREUM	0.00	1,418.93	0.00	0.00
16/09/2022	Buy HEX	0.00	0.00	5.08	5.08
16/09/2022	Buy HEX	0.00	0.00	485.85	490.93
16/09/2022	Buy HEX	0.00	0.00	1,028.62	1,519.55
16/09/2022	Buy HEX	0.00	5.08	0.00	1,514.47
16/09/2022	Buy HEX	0.00	485.85	0.00	1,028.62
16/09/2022	Buy HEX	0.00	1,028.62	0.00	0.00
16/09/2022	Sell ETHEREUM	0.00	0.00	2.12	2.12

Date	Description	Quantity	Debits	Credits	Balance
16/09/2022	Sell ETHEREUM	0.00	0.00	94.12	96.24
16/09/2022	Sell ETHEREUM	0.00	0.00	1,425.43	1,521.67
16/09/2022	Sell ETHEREUM	0.00	2.12	0.00	1,519.55
16/09/2022	Sell ETHEREUM	0.00	94.12	0.00	1,425.43
16/09/2022	Sell ETHEREUM	0.00	1,425.43	0.00	0.00
16/09/2022	Sell USDCRYPTO	0.00	0.00	1,482.79	1,482.79
16/09/2022	Sell USDCRYPTO	0.00	1,482.79	0.00	0.00
22/09/2022	Sell USDT1	0.00	0.00	29.91	29.91
22/09/2022	Sell USDT1	0.00	29.91	0.00	0.00
26/09/2022	Sell USDT1	0.00	0.00	153.19	153.19
26/09/2022	Sell USDT1	0.00	0.00	612.75	765.94
26/09/2022	Sell USDT1	0.00	153.19	0.00	612.75
26/09/2022	Sell USDT1	0.00	612.75	0.00	0.00
30/09/2022	Buy XRP	0.00	0.00	768.43	768.43
30/09/2022	Buy XRP	0.00	768.43	0.00	0.00
30/09/2022	Sell BUSDCOIN	0.00	0.00	768.43	768.43
30/09/2022	Sell BUSDCOIN	0.00	768.43	0.00	0.00
30/09/2022	Sell XRP	0.00	0.00	22.17	22.17
30/09/2022	Sell XRP	0.00	22.17	0.00	0.00
04/10/2022	Buy USDT1	0.00	0.00	153.76	153.76

Date	Description	Quantity	Debits	Credits	Balance
04/10/2022	Buy USDT1	0.00	153.76	0.00	0.00
04/10/2022	Sell BUSDCOIN	0.00	0.00	153.76	153.76
04/10/2022	Sell BUSDCOIN	0.00	153.76	0.00	0.00
04/10/2022	Sell USDT1	0.00	0.00	153.76	153.76
04/10/2022	Sell USDT1	0.00	153.76	0.00	0.00
06/10/2022	Buy USDT1	0.00	0.00	16.54	16.54
06/10/2022	Buy USDT1	0.00	0.00	16.62	33.16
06/10/2022	Buy USDT1	0.00	0.00	59.76	92.92
06/10/2022	Buy USDT1	0.00	0.00	71.65	164.57
06/10/2022	Buy USDT1	0.00	0.00	141.84	306.41
06/10/2022	Buy USDT1	0.00	0.00	162.18	468.59
06/10/2022	Buy USDT1	0.00	0.00	276.32	744.91
06/10/2022	Buy USDT1	0.00	0.00	288.34	1,033.25
06/10/2022	Buy USDT1	0.00	0.00	537.29	1,570.54
06/10/2022	Buy USDT1	0.00	16.54	0.00	1,554.00
06/10/2022	Buy USDT1	0.00	16.62	0.00	1,537.38
06/10/2022	Buy USDT1	0.00	59.76	0.00	1,477.62
06/10/2022	Buy USDT1	0.00	71.65	0.00	1,405.97
06/10/2022	Buy USDT1	0.00	141.84	0.00	1,264.13
06/10/2022	Buy USDT1	0.00	162.18	0.00	1,101.95



Date	Description	Quantity	Debits	Credits	Balance
06/10/2022	Buy USDT1	0.00	276.32	0.00	825.63
06/10/2022	Buy USDT1	0.00	288.34	0.00	537.29
06/10/2022	Buy USDT1	0.00	537.29	0.00	0.00
06/10/2022	Sell BNBCOIN	0.00	0.00	22.53	22.53
06/10/2022	Sell BNBCOIN	0.00	0.00	22.53	45.06
06/10/2022	Sell BNBCOIN	0.00	0.00	405.47	450.53
06/10/2022	Sell BNBCOIN	0.00	22.53	0.00	428.00
06/10/2022	Sell BNBCOIN	0.00	22.53	0.00	405.47
06/10/2022	Sell BNBCOIN	0.00	405.47	0.00	0.00
06/10/2022	Sell BUSDCOIN	0.00	0.00	309.48	309.48
06/10/2022	Sell BUSDCOIN	0.00	309.48	0.00	0.00
06/10/2022	Sell USDT1	0.00	0.00	1,637.03	1,637.03
06/10/2022	Sell USDT1	0.00	1,637.03	0.00	0.00
06/10/2022	Sell XRP	0.00	0.00	18.12	18.12
06/10/2022	Sell XRP	0.00	0.00	792.41	810.53
06/10/2022	Sell XRP	0.00	18.12	0.00	792.41
06/10/2022	Sell XRP	0.00	792.41	0.00	0.00
07/10/2022	Buy ETHEREUM	0.00	0.00	5.12	5.12
07/10/2022	Buy ETHEREUM	0.00	0.00	8.66	13.78
07/10/2022	Buy ETHEREUM	0.00	0.00	12.83	26.61

Date	Description	Quantity	Debits	Credits	Balance
07/10/2022	Buy ETHEREUM	0.00	0.00	743.69	770.30
07/10/2022	Buy ETHEREUM	0.00	5.12	0.00	765.18
07/10/2022	Buy ETHEREUM	0.00	8.66	0.00	756.52
07/10/2022	Buy ETHEREUM	0.00	12.83	0.00	743.69
07/10/2022	Buy ETHEREUM	0.00	743.69	0.00	0.00
07/10/2022	Sell ETHEREUM	0.00	0.00	0.81	0.81
07/10/2022	Sell ETHEREUM	0.00	0.00	4.93	5.74
07/10/2022	Sell ETHEREUM	0.00	0.00	12.59	18.33
07/10/2022	Sell ETHEREUM	0.00	0.00	42.02	60.35
07/10/2022	Sell ETHEREUM	0.00	0.00	736.58	796.93
07/10/2022	Sell ETHEREUM	0.00	0.81	0.00	796.12
07/10/2022	Sell ETHEREUM	0.00	4.93	0.00	791.19
07/10/2022	Sell ETHEREUM	0.00	12.59	0.00	778.60
07/10/2022	Sell ETHEREUM	0.00	42.02	0.00	736.58
07/10/2022	Sell ETHEREUM	0.00	736.58	0.00	0.00
07/10/2022	Sell HEX	0.00	0.00	128.39	128.39
07/10/2022	Sell HEX	0.00	0.00	636.97	765.36
07/10/2022	Sell HEX	0.00	128.39	0.00	636.97
07/10/2022	Sell HEX	0.00	636.97	0.00	0.00
10/10/2022	Buy ETHEREUM	0.00	0.00	0.67	0.67

Date	Description	Quantity	Debits	Credits	Balance
10/10/2022	Buy ETHEREUM	0.00	0.00	7.12	7.79
10/10/2022	Buy ETHEREUM	0.00	0.00	77.59	85.38
10/10/2022	Buy ETHEREUM	0.00	0.00	82.91	168.29
10/10/2022	Buy ETHEREUM	0.00	0.00	709.26	877.55
10/10/2022	Buy ETHEREUM	0.00	0.67	0.00	876.88
10/10/2022	Buy ETHEREUM	0.00	7.12	0.00	869.76
10/10/2022	Buy ETHEREUM	0.00	77.59	0.00	792.17
10/10/2022	Buy ETHEREUM	0.00	82.91	0.00	709.26
10/10/2022	Buy ETHEREUM	0.00	709.26	0.00	0.00
10/10/2022	Sell ETHEREUM	0.00	0.00	5.05	5.05
10/10/2022	Sell ETHEREUM	0.00	0.00	8.55	13.60
10/10/2022	Sell ETHEREUM	0.00	0.00	12.67	26.27
10/10/2022	Sell ETHEREUM	0.00	0.00	82.91	109.18
10/10/2022	Sell ETHEREUM	0.00	0.00	697.96	807.14
10/10/2022	Sell ETHEREUM	0.00	5.05	0.00	802.09
10/10/2022	Sell ETHEREUM	0.00	8.55	0.00	793.54
10/10/2022	Sell ETHEREUM	0.00	12.67	0.00	780.87
10/10/2022	Sell ETHEREUM	0.00	82.91	0.00	697.96
10/10/2022	Sell ETHEREUM	0.00	697.96	0.00	0.00
10/10/2022	Sell HEX	0.00	0.00	5.15	5.15

Date	Description	Quantity	Debits	Credits	Balance
10/10/2022	Sell HEX	0.00	0.00	776.82	781.97
10/10/2022	Sell HEX	0.00	5.15	0.00	776.82
10/10/2022	Sell HEX	0.00	776.82	0.00	0.00
16/10/2022	Buy BNBCOIN	0.00	0.00	478.79	478.79
16/10/2022	Buy BNBCOIN	0.00	478.79	0.00	0.00
16/10/2022	Buy ETHEREUM	0.00	0.00	0.68	0.68
16/10/2022	Buy ETHEREUM	0.00	0.00	1.60	2.28
16/10/2022	Buy ETHEREUM	0.00	0.00	2.02	4.30
16/10/2022	Buy ETHEREUM	0.00	0.00	3.60	7.90
16/10/2022	Buy ETHEREUM	0.00	0.00	4.07	11.97
16/10/2022	Buy ETHEREUM	0.00	0.00	10.84	22.81
16/10/2022	Buy ETHEREUM	0.00	0.00	14.58	37.39
16/10/2022	Buy ETHEREUM	0.00	0.00	103.19	140.58
16/10/2022	Buy ETHEREUM	0.00	0.00	859.75	1,000.33
16/10/2022	Buy ETHEREUM	0.00	0.68	0.00	999.65
16/10/2022	Buy ETHEREUM	0.00	1.60	0.00	998.05
16/10/2022	Buy ETHEREUM	0.00	2.02	0.00	996.03
16/10/2022	Buy ETHEREUM	0.00	3.60	0.00	992.43
16/10/2022	Buy ETHEREUM	0.00	4.07	0.00	988.36
16/10/2022	Buy ETHEREUM	0.00	10.84	0.00	977.52

Date	Description	Quantity	Debits	Credits	Balance
16/10/2022	Buy ETHEREUM	0.00	14.58	0.00	962.94
16/10/2022	Buy ETHEREUM	0.00	103.19	0.00	859.75
16/10/2022	Buy ETHEREUM	0.00	859.75	0.00	0.00
16/10/2022	Buy FXSCOIN	0.00	0.00	478.79	478.79
16/10/2022	Buy FXSCOIN	0.00	0.00	929.87	1,408.66
16/10/2022	Buy FXSCOIN	0.00	478.79	0.00	929.87
16/10/2022	Buy FXSCOIN	0.00	929.87	0.00	0.00
16/10/2022	Sell BNBCOIN	0.00	0.00	478.79	478.79
16/10/2022	Sell BNBCOIN	0.00	478.79	0.00	0.00
16/10/2022	Sell ETHEREUM	0.00	0.00	0.65	0.65
16/10/2022	Sell ETHEREUM	0.00	0.00	6.98	7.63
16/10/2022	Sell ETHEREUM	0.00	0.00	76.12	83.75
16/10/2022	Sell ETHEREUM	0.00	0.00	853.74	937.49
16/10/2022	Sell ETHEREUM	0.00	0.65	0.00	936.84
16/10/2022	Sell ETHEREUM	0.00	6.98	0.00	929.86
16/10/2022	Sell ETHEREUM	0.00	76.12	0.00	853.74
16/10/2022	Sell ETHEREUM	0.00	853.74	0.00	0.00
16/10/2022	Sell HEX	0.00	0.00	993.34	993.34
16/10/2022	Sell HEX	0.00	993.34	0.00	0.00
27/10/2022	Buy BNBCOIN	0.00	0.00	295.17	295.17

Date	Description	Quantity	Debits	Credits	Balance
27/10/2022	Buy BNBCOIN	0.00	295.17	0.00	0.00
27/10/2022	Buy USDT1	0.00	0.00	37.61	37.61
27/10/2022	Buy USDT1	0.00	0.00	65.69	103.30
27/10/2022	Buy USDT1	0.00	0.00	192.96	296.26
27/10/2022	Buy USDT1	0.00	37.61	0.00	258.65
27/10/2022	Buy USDT1	0.00	65.69	0.00	192.96
27/10/2022	Buy USDT1	0.00	192.96	0.00	0.00
27/10/2022	Sell BNBCOIN	0.00	0.00	296.26	296.26
27/10/2022	Sell BNBCOIN	0.00	296.26	0.00	0.00
27/10/2022	Sell USDT1	0.00	0.00	66.35	66.35
27/10/2022	Sell USDT1	0.00	0.00	73.16	139.51
27/10/2022	Sell USDT1	0.00	0.00	156.74	296.25
27/10/2022	Sell USDT1	0.00	66.35	0.00	229.90
27/10/2022	Sell USDT1	0.00	73.16	0.00	156.74
27/10/2022	Sell USDT1	0.00	156.74	0.00	0.00
28/10/2022	Buy BUSDCOIN	0.00	0.00	583.74	583.74
28/10/2022	Buy BUSDCOIN	0.00	0.00	770.80	1,354.54
28/10/2022	Buy BUSDCOIN	0.00	583.74	0.00	770.80
28/10/2022	Buy BUSDCOIN	0.00	770.80	0.00	0.00
28/10/2022	Buy USDT1	0.00	0.00	11.76	11.76

Date	Description	Quantity	Debits	Credits	Balance
28/10/2022	Buy USDT1	0.00	0.00	232.02	243.78
28/10/2022	Buy USDT1	0.00	0.00	368.22	612.00
28/10/2022	Buy USDT1	0.00	11.76	0.00	600.24
28/10/2022	Buy USDT1	0.00	232.02	0.00	368.22
28/10/2022	Buy USDT1	0.00	368.22	0.00	0.00
28/10/2022	Sell ETHEREUM	0.00	0.00	12.43	12.43
28/10/2022	Sell ETHEREUM	0.00	12.43	0.00	0.00
28/10/2022	Sell FXSCOIN	0.00	0.00	457.82	457.82
28/10/2022	Sell FXSCOIN	0.00	0.00	896.72	1,354.54
28/10/2022	Sell FXSCOIN	0.00	457.82	0.00	896.72
28/10/2022	Sell FXSCOIN	0.00	896.72	0.00	0.00
28/10/2022	Sell HEX	0.00	0.00	599.57	599.57
28/10/2022	Sell HEX	0.00	599.57	0.00	0.00
30/10/2022	Buy FXSCOIN	0.00	0.00	779.43	779.43
30/10/2022	Buy FXSCOIN	0.00	779.43	0.00	0.00
30/10/2022	Sell BUSDCOIN	0.00	0.00	779.43	779.43
30/10/2022	Sell BUSDCOIN	0.00	779.43	0.00	0.00
31/10/2022	Buy HEX	0.00	0.00	549.78	549.78
31/10/2022	Buy HEX	0.00	549.78	0.00	0.00
31/10/2022	Sell ETHEREUM	0.00	0.00	0.81	0.81

Date	Description	Quantity	Debits	Credits	Balance
31/10/2022	Sell ETHEREUM	0.00	0.00	4.28	5.09
31/10/2022	Sell ETHEREUM	0.00	0.81	0.00	4.28
31/10/2022	Sell ETHEREUM	0.00	4.28	0.00	0.00
31/10/2022	Sell USDT1	0.00	0.00	545.50	545.50
31/10/2022	Sell USDT1	0.00	545.50	0.00	0.00
08/11/2022	Buy BNBCOIN	0.00	0.00	267.40	267.40
08/11/2022	Buy BNBCOIN	0.00	267.40	0.00	0.00
08/11/2022	Buy BUSDCOIN	0.00	0.00	6.97	6.97
08/11/2022	Buy BUSDCOIN	0.00	0.00	187.13	194.10
08/11/2022	Buy BUSDCOIN	0.00	0.00	260.01	454.11
08/11/2022	Buy BUSDCOIN	0.00	0.00	511.06	965.17
08/11/2022	Buy BUSDCOIN	0.00	6.97	0.00	958.20
08/11/2022	Buy BUSDCOIN	0.00	187.13	0.00	771.07
08/11/2022	Buy BUSDCOIN	0.00	260.01	0.00	511.06
08/11/2022	Buy BUSDCOIN	0.00	511.06	0.00	0.00
08/11/2022	Buy HEX	0.00	0.00	64.46	64.46
08/11/2022	Buy HEX	0.00	0.00	82.71	147.17
08/11/2022	Buy HEX	0.00	64.46	0.00	82.71
08/11/2022	Buy HEX	0.00	82.71	0.00	0.00
08/11/2022	Sell BNBCOIN	0.00	0.00	266.99	266.99



Date	Description	Quantity	Debits	Credits	Balance
08/11/2022	Sell BNBCOIN	0.00	266.99	0.00	0.00
08/11/2022	Sell ETHEREUM	0.00	0.00	2.28	2.28
08/11/2022	Sell ETHEREUM	0.00	0.00	4.43	6.71
08/11/2022	Sell ETHEREUM	0.00	0.00	16.46	23.17
08/11/2022	Sell ETHEREUM	0.00	2.28	0.00	20.89
08/11/2022	Sell ETHEREUM	0.00	4.43	0.00	16.46
08/11/2022	Sell ETHEREUM	0.00	16.46	0.00	0.00
08/11/2022	Sell FXSCOIN	0.00	0.00	698.19	698.19
08/11/2022	Sell FXSCOIN	0.00	698.19	0.00	0.00
08/11/2022	Sell KISHUCOIN	0.00	0.00	0.91	0.91
08/11/2022	Sell KISHUCOIN	0.00	0.00	65.33	66.24
08/11/2022	Sell KISHUCOIN	0.00	0.91	0.00	65.33
08/11/2022	Sell KISHUCOIN	0.00	65.33	0.00	0.00
08/11/2022	Sell USDT1	0.00	0.00	60.03	60.03
08/11/2022	Sell USDT1	0.00	60.03	0.00	0.00
11/11/2022	Buy DOGECOIN	0.00	0.00	776.87	776.87
11/11/2022	Buy DOGECOIN	0.00	776.87	0.00	0.00
11/11/2022	Buy SHIB	0.00	0.00	776.84	776.84
11/11/2022	Buy SHIB	0.00	776.84	0.00	0.00
11/11/2022	Sell BUSDCOIN	0.00	0.00	188.54	188.54

Date	Description	Quantity	Debits	Credits	Balance
11/11/2022	Sell BUSDCOIN	0.00	0.00	261.97	450.51
11/11/2022	Sell BUSDCOIN	0.00	0.00	514.90	965.41
11/11/2022	Sell BUSDCOIN	0.00	0.00	588.33	1,553.74
11/11/2022	Sell BUSDCOIN	0.00	188.54	0.00	1,365.20
11/11/2022	Sell BUSDCOIN	0.00	261.97	0.00	1,103.23
11/11/2022	Sell BUSDCOIN	0.00	514.90	0.00	588.33
11/11/2022	Sell BUSDCOIN	0.00	588.33	0.00	0.00
12/11/2022	Buy BNBCOIN	0.00	0.00	6.75	6.75
12/11/2022	Buy BNBCOIN	0.00	6.75	0.00	0.00
12/11/2022	Sell BNBCOIN	0.00	0.00	6.74	6.74
12/11/2022	Sell BNBCOIN	0.00	6.74	0.00	0.00
12/11/2022	Sell BUSDCOIN	0.00	0.00	6.75	6.75
12/11/2022	Sell BUSDCOIN	0.00	6.75	0.00	0.00
22/11/2022	Buy ETHEREUM	0.00	0.00	1.15	1.15
22/11/2022	Buy ETHEREUM	0.00	0.00	1.53	2.68
22/11/2022	Buy ETHEREUM	0.00	0.00	1.99	4.67
22/11/2022	Buy ETHEREUM	0.00	0.00	4.88	9.55
22/11/2022	Buy ETHEREUM	0.00	0.00	5.71	15.26
22/11/2022	Buy ETHEREUM	0.00	0.00	5.75	21.01
22/11/2022	Buy ETHEREUM	0.00	0.00	5.78	26.79

Date	Description	Quantity	Debits	Credits	Balance
22/11/2022	Buy ETHEREUM	0.00	0.00	5.97	32.76
22/11/2022	Buy ETHEREUM	0.00	0.00	6.06	38.82
22/11/2022	Buy ETHEREUM	0.00	0.00	6.94	45.76
22/11/2022	Buy ETHEREUM	0.00	0.00	6.96	52.72
22/11/2022	Buy ETHEREUM	0.00	0.00	7.10	59.82
22/11/2022	Buy ETHEREUM	0.00	0.00	7.73	67.55
22/11/2022	Buy ETHEREUM	0.00	0.00	9.02	76.57
22/11/2022	Buy ETHEREUM	0.00	0.00	9.73	86.30
22/11/2022	Buy ETHEREUM	0.00	0.00	236.50	322.80
22/11/2022	Buy ETHEREUM	0.00	0.00	4,075.04	4,397.84
22/11/2022	Buy ETHEREUM	0.00	1.15	0.00	4,396.69
22/11/2022	Buy ETHEREUM	0.00	1.53	0.00	4,395.16
22/11/2022	Buy ETHEREUM	0.00	1.99	0.00	4,393.17
22/11/2022	Buy ETHEREUM	0.00	4.88	0.00	4,388.29
22/11/2022	Buy ETHEREUM	0.00	5.71	0.00	4,382.58
22/11/2022	Buy ETHEREUM	0.00	5.75	0.00	4,376.83
22/11/2022	Buy ETHEREUM	0.00	5.78	0.00	4,371.05
22/11/2022	Buy ETHEREUM	0.00	5.97	0.00	4,365.08
22/11/2022	Buy ETHEREUM	0.00	6.06	0.00	4,359.02
22/11/2022	Buy ETHEREUM	0.00	6.94	0.00	4,352.08

Date	Description	Quantity	Debits	Credits	Balance
22/11/2022	Buy ETHEREUM	0.00	6.96	0.00	4,345.12
22/11/2022	Buy ETHEREUM	0.00	7.10	0.00	4,338.02
22/11/2022	Buy ETHEREUM	0.00	7.73	0.00	4,330.29
22/11/2022	Buy ETHEREUM	0.00	9.02	0.00	4,321.27
22/11/2022	Buy ETHEREUM	0.00	9.73	0.00	4,311.54
22/11/2022	Buy ETHEREUM	0.00	236.50	0.00	4,075.04
22/11/2022	Buy ETHEREUM	0.00	4,075.04	0.00	0.00
22/11/2022	Buy HEX	0.00	0.00	890.94	890.94
22/11/2022	Buy HEX	0.00	0.00	3,276.86	4,167.80
22/11/2022	Buy HEX	0.00	890.94	0.00	3,276.86
22/11/2022	Buy HEX	0.00	3,276.86	0.00	0.00
22/11/2022	Sell BUSDCOIN	0.00	0.00	4,397.86	4,397.86
22/11/2022	Sell BUSDCOIN	0.00	4,397.86	0.00	0.00
22/11/2022	Sell ETHEREUM	0.00	0.00	1.28	1.28
22/11/2022	Sell ETHEREUM	0.00	0.00	82.62	83.90
22/11/2022	Sell ETHEREUM	0.00	0.00	4,085.18	4,169.08
22/11/2022	Sell ETHEREUM	0.00	1.28	0.00	4,167.80
22/11/2022	Sell ETHEREUM	0.00	82.62	0.00	4,085.18
22/11/2022	Sell ETHEREUM	0.00	4,085.18	0.00	0.00
27/11/2022	Buy BNBCOIN	0.00	0.00	421.11	421.11

Date	Description	Quantity	Debits	Credits	Balance
27/11/2022	Buy BNBCOIN	0.00	421.11	0.00	0.00
28/11/2022	Buy USDT1	0.00	0.00	415.08	415.08
28/11/2022	Buy USDT1	0.00	415.08	0.00	0.00
28/11/2022	Sell BNBCOIN	0.00	0.00	415.08	415.08
28/11/2022	Sell BNBCOIN	0.00	415.08	0.00	0.00
28/11/2022	Sell USDT1	0.00	0.00	136.86	136.86
28/11/2022	Sell USDT1	0.00	0.00	278.22	415.08
28/11/2022	Sell USDT1	0.00	136.86	0.00	278.22
28/11/2022	Sell USDT1	0.00	278.22	0.00	0.00
29/11/2022	Buy BUSDCOIN	0.00	0.00	74.94	74.94
29/11/2022	Buy BUSDCOIN	0.00	0.00	130.94	205.88
29/11/2022	Buy BUSDCOIN	0.00	0.00	621.50	827.38
29/11/2022	Buy BUSDCOIN	0.00	0.00	752.44	1,579.82
29/11/2022	Buy BUSDCOIN	0.00	74.94	0.00	1,504.88
29/11/2022	Buy BUSDCOIN	0.00	130.94	0.00	1,373.94
29/11/2022	Buy BUSDCOIN	0.00	621.50	0.00	752.44
29/11/2022	Buy BUSDCOIN	0.00	752.44	0.00	0.00
29/11/2022	Sell DOGECOIN	0.00	0.00	883.38	883.38
29/11/2022	Sell DOGECOIN	0.00	883.38	0.00	0.00
29/11/2022	Sell SHIB	0.00	0.00	0.03	0.03

Date	Description	Quantity	Debits	Credits	Balance
29/11/2022	Sell SHIB	0.00	0.00	696.42	696.45
29/11/2022	Sell SHIB	0.00	0.03	0.00	696.42
29/11/2022	Sell SHIB	0.00	696.42	0.00	0.00
30/11/2022	Buy DOGECOIN	0.00	0.00	747.31	747.31
30/11/2022	Buy DOGECOIN	0.00	0.00	752.44	1,499.75
30/11/2022	Buy DOGECOIN	0.00	747.31	0.00	752.44
30/11/2022	Buy DOGECOIN	0.00	752.44	0.00	0.00
30/11/2022	Sell BUSDCOIN	0.00	0.00	130.04	130.04
30/11/2022	Sell BUSDCOIN	0.00	0.00	617.27	747.31
30/11/2022	Sell BUSDCOIN	0.00	0.00	752.44	1,499.75
30/11/2022	Sell BUSDCOIN	0.00	130.04	0.00	1,369.71
30/11/2022	Sell BUSDCOIN	0.00	617.27	0.00	752.44
30/11/2022	Sell BUSDCOIN	0.00	752.44	0.00	0.00
02/12/2022	Buy BNBCOIN	0.00	0.00	171.61	171.61
02/12/2022	Buy BNBCOIN	0.00	171.61	0.00	0.00
02/12/2022	Buy USDT1	0.00	0.00	170.98	170.98
02/12/2022	Buy USDT1	0.00	170.98	0.00	0.00
02/12/2022	Sell BNBCOIN	0.00	0.00	170.98	170.98
02/12/2022	Sell BNBCOIN	0.00	170.98	0.00	0.00
02/12/2022	Sell USDT1	0.00	0.00	15.83	15.83

Date	Description	Quantity	Debits	Credits	Balance
02/12/2022	Sell USDT1	0.00	0.00	155.15	170.98
02/12/2022	Sell USDT1	0.00	15.83	0.00	155.15
02/12/2022	Sell USDT1	0.00	155.15	0.00	0.00
17/12/2022	Buy BNBCOIN	0.00	0.00	273.00	273.00
17/12/2022	Buy BNBCOIN	0.00	273.00	0.00	0.00
17/12/2022	Buy USDT1	0.00	0.00	272.44	272.44
17/12/2022	Buy USDT1	0.00	272.44	0.00	0.00
17/12/2022	Sell BNBCOIN	0.00	0.00	272.44	272.44
17/12/2022	Sell BNBCOIN	0.00	272.44	0.00	0.00
17/12/2022	Sell USDT1	0.00	0.00	268.06	268.06
17/12/2022	Sell USDT1	0.00	268.06	0.00	0.00
20/12/2022	Buy USDT1	0.00	0.00	74.36	74.36
20/12/2022	Buy USDT1	0.00	74.36	0.00	0.00
20/12/2022	Sell BUSDCOIN	0.00	0.00	74.36	74.36
20/12/2022	Sell BUSDCOIN	0.00	74.36	0.00	0.00
20/12/2022	Sell USDT1	0.00	0.00	16.17	16.17
20/12/2022	Sell USDT1	0.00	0.00	62.59	78.76
20/12/2022	Sell USDT1	0.00	16.17	0.00	62.59
20/12/2022	Sell USDT1	0.00	62.59	0.00	0.00
24/12/2022	Buy BNBCOIN	0.00	0.00	184.49	184.49

Date	Description	Quantity	Debits	Credits	Balance
24/12/2022	Buy BNBCOIN	0.00	184.49	0.00	0.00
28/12/2022	Buy USDT1	0.00	0.00	182.50	182.50
28/12/2022	Buy USDT1	0.00	182.50	0.00	0.00
28/12/2022	Sell BNBCOIN	0.00	0.00	182.50	182.50
28/12/2022	Sell BNBCOIN	0.00	182.50	0.00	0.00
28/12/2022	Sell USDT1	0.00	0.00	182.50	182.50
28/12/2022	Sell USDT1	0.00	182.50	0.00	0.00
29/12/2022	Buy BNBCOIN	0.00	0.00	255.08	255.08
29/12/2022	Buy BNBCOIN	0.00	255.08	0.00	0.00
30/12/2022	Buy BUSDCOIN	0.00	0.00	1.08	1.08
30/12/2022	Buy BUSDCOIN	0.00	0.00	190.68	191.76
30/12/2022	Buy BUSDCOIN	0.00	0.00	739.07	930.83
30/12/2022	Buy BUSDCOIN	0.00	1.08	0.00	929.75
30/12/2022	Buy BUSDCOIN	0.00	190.68	0.00	739.07
30/12/2022	Buy BUSDCOIN	0.00	739.07	0.00	0.00
30/12/2022	Buy USDT1	0.00	0.00	253.42	253.42
30/12/2022	Buy USDT1	0.00	253.42	0.00	0.00
30/12/2022	Sell BNBCOIN	0.00	0.00	253.42	253.42
30/12/2022	Sell BNBCOIN	0.00	253.42	0.00	0.00
30/12/2022	Sell DOGECOIN	0.00	0.00	457.44	457.44



Date	Description	Quantity	Debits	Credits	Balance
30/12/2022	Sell DOGECOIN	0.00	0.00	473.40	930.84
30/12/2022	Sell DOGECOIN	0.00	457.44	0.00	473.40
30/12/2022	Sell DOGECOIN	0.00	473.40	0.00	0.00
30/12/2022	Sell USDT1	0.00	0.00	35.46	35.46
30/12/2022	Sell USDT1	0.00	0.00	217.95	253.41
30/12/2022	Sell USDT1	0.00	35.46	0.00	217.95
30/12/2022	Sell USDT1	0.00	217.95	0.00	0.00
02/01/2023	Buy DOGECOIN	0.00	0.00	22.66	22.66
02/01/2023	Buy DOGECOIN	0.00	0.00	711.45	734.11
02/01/2023	Buy DOGECOIN	0.00	22.66	0.00	711.45
02/01/2023	Buy DOGECOIN	0.00	711.45	0.00	0.00
02/01/2023	Sell BUSDCOIN	0.00	0.00	734.11	734.11
02/01/2023	Sell BUSDCOIN	0.00	734.11	0.00	0.00
07/01/2023	Buy BNBCOIN	0.00	0.00	340.10	340.10
07/01/2023	Buy BNBCOIN	0.00	340.10	0.00	0.00
07/01/2023	Buy USDT1	0.00	0.00	93.87	93.87
07/01/2023	Buy USDT1	0.00	0.00	246.21	340.08
07/01/2023	Buy USDT1	0.00	93.87	0.00	246.21
07/01/2023	Buy USDT1	0.00	246.21	0.00	0.00
07/01/2023	Sell BNBCOIN	0.00	0.00	340.07	340.07

Date	Description	Quantity	Debits	Credits	Balance
07/01/2023	Sell BNBCOIN	0.00	340.07	0.00	0.00
07/01/2023	Sell USDT1	0.00	0.00	340.07	340.07
07/01/2023	Sell USDT1	0.00	340.07	0.00	0.00
08/01/2023	Buy BUSDCOIN	0.00	0.00	146.39	146.39
08/01/2023	Buy BUSDCOIN	0.00	0.00	289.60	435.99
08/01/2023	Buy BUSDCOIN	0.00	0.00	290.66	726.65
08/01/2023	Buy BUSDCOIN	0.00	146.39	0.00	580.26
08/01/2023	Buy BUSDCOIN	0.00	289.60	0.00	290.66
08/01/2023	Buy BUSDCOIN	0.00	290.66	0.00	0.00
08/01/2023	Buy USDT1	0.00	0.00	1,215.54	1,215.54
08/01/2023	Buy USDT1	0.00	0.00	1,697.38	2,912.92
08/01/2023	Buy USDT1	0.00	1,215.54	0.00	1,697.38
08/01/2023	Buy USDT1	0.00	1,697.38	0.00	0.00
08/01/2023	Sell DOGECOIN	0.00	0.00	726.65	726.65
08/01/2023	Sell DOGECOIN	0.00	726.65	0.00	0.00
08/01/2023	Sell ETHEREUM	0.00	0.00	6.31	6.31
08/01/2023	Sell ETHEREUM	0.00	6.31	0.00	0.00
08/01/2023	Sell HEX	0.00	0.00	43.05	43.05
08/01/2023	Sell HEX	0.00	0.00	43.69	86.74
08/01/2023	Sell HEX	0.00	0.00	259.79	346.53

Date	Description	Quantity	Debits	Credits	Balance
08/01/2023	Sell HEX	0.00	0.00	2,560.07	2,906.60
08/01/2023	Sell HEX	0.00	43.05	0.00	2,863.55
08/01/2023	Sell HEX	0.00	43.69	0.00	2,819.86
08/01/2023	Sell HEX	0.00	259.79	0.00	2,560.07
08/01/2023	Sell HEX	0.00	2,560.07	0.00	0.00
09/01/2023	Buy DOGECOIN	0.00	0.00	187.30	187.30
09/01/2023	Buy DOGECOIN	0.00	187.30	0.00	0.00
09/01/2023	Buy FXSCOIN	0.00	0.00	31.38	31.38
09/01/2023	Buy FXSCOIN	0.00	0.00	259.01	290.39
09/01/2023	Buy FXSCOIN	0.00	31.38	0.00	259.01
09/01/2023	Buy FXSCOIN	0.00	259.01	0.00	0.00
09/01/2023	Buy HEX	0.00	0.00	186.45	186.45
09/01/2023	Buy HEX	0.00	0.00	1,276.96	1,463.41
09/01/2023	Buy HEX	0.00	0.00	1,453.00	2,916.41
09/01/2023	Buy HEX	0.00	186.45	0.00	2,729.96
09/01/2023	Buy HEX	0.00	1,276.96	0.00	1,453.00
09/01/2023	Buy HEX	0.00	1,453.00	0.00	0.00
09/01/2023	Sell BUSDCOIN	0.00	0.00	1.06	1.06
09/01/2023	Sell BUSDCOIN	0.00	0.00	187.30	188.36
09/01/2023	Sell BUSDCOIN	0.00	0.00	289.33	477.69

Date	Description	Quantity	Debits	Credits	Balance
09/01/2023	Sell BUSDCOIN	0.00	1.06	0.00	476.63
09/01/2023	Sell BUSDCOIN	0.00	187.30	0.00	289.33
09/01/2023	Sell BUSDCOIN	0.00	289.33	0.00	0.00
09/01/2023	Sell ETHEREUM	0.00	0.00	5.64	5.64
09/01/2023	Sell ETHEREUM	0.00	0.00	6.85	12.49
09/01/2023	Sell ETHEREUM	0.00	5.64	0.00	6.85
09/01/2023	Sell ETHEREUM	0.00	6.85	0.00	0.00
09/01/2023	Sell USDT1	0.00	0.00	10.85	10.85
09/01/2023	Sell USDT1	0.00	0.00	72.30	83.15
09/01/2023	Sell USDT1	0.00	0.00	93.78	176.93
09/01/2023	Sell USDT1	0.00	0.00	169.05	345.98
09/01/2023	Sell USDT1	0.00	0.00	178.75	524.73
09/01/2023	Sell USDT1	0.00	0.00	245.98	770.71
09/01/2023	Sell USDT1	0.00	0.00	248.93	1,019.64
09/01/2023	Sell USDT1	0.00	0.00	265.63	1,285.27
09/01/2023	Sell USDT1	0.00	0.00	406.87	1,692.14
09/01/2023	Sell USDT1	0.00	0.00	1,211.78	2,903.92
09/01/2023	Sell USDT1	0.00	10.85	0.00	2,893.07
09/01/2023	Sell USDT1	0.00	72.30	0.00	2,820.77
09/01/2023	Sell USDT1	0.00	93.78	0.00	2,726.99

Date	Description	Quantity	Debits	Credits	Balance
09/01/2023	Sell USDT1	0.00	169.05	0.00	2,557.94
09/01/2023	Sell USDT1	0.00	178.75	0.00	2,379.19
09/01/2023	Sell USDT1	0.00	245.98	0.00	2,133.21
09/01/2023	Sell USDT1	0.00	248.93	0.00	1,884.28
09/01/2023	Sell USDT1	0.00	265.63	0.00	1,618.65
09/01/2023	Sell USDT1	0.00	406.87	0.00	1,211.78
09/01/2023	Sell USDT1	0.00	1,211.78	0.00	0.00
13/01/2023	Buy BUSDCOIN	0.00	0.00	77.12	77.12
13/01/2023	Buy BUSDCOIN	0.00	0.00	143.57	220.69
13/01/2023	Buy BUSDCOIN	0.00	0.00	143.57	364.26
13/01/2023	Buy BUSDCOIN	0.00	0.00	145.69	509.95
13/01/2023	Buy BUSDCOIN	0.00	77.12	0.00	432.83
13/01/2023	Buy BUSDCOIN	0.00	143.57	0.00	289.26
13/01/2023	Buy BUSDCOIN	0.00	143.57	0.00	145.69
13/01/2023	Buy BUSDCOIN	0.00	145.69	0.00	0.00
13/01/2023	Buy DOGECOIN	0.00	0.00	289.26	289.26
13/01/2023	Buy DOGECOIN	0.00	289.26	0.00	0.00
13/01/2023	Sell BUSDCOIN	0.00	0.00	289.26	289.26
13/01/2023	Sell BUSDCOIN	0.00	289.26	0.00	0.00
13/01/2023	Sell DOGECOIN	0.00	0.00	25.84	25.84

Date	Description	Quantity	Debits	Credits	Balance
13/01/2023	Sell DOGECOIN	0.00	0.00	194.85	220.69
13/01/2023	Sell DOGECOIN	0.00	25.84	0.00	194.85
13/01/2023	Sell DOGECOIN	0.00	194.85	0.00	0.00
13/01/2023	Sell FXSCOIN	0.00	0.00	289.26	289.26
13/01/2023	Sell FXSCOIN	0.00	289.26	0.00	0.00
14/01/2023	Buy BUSDCOIN	0.00	0.00	14.35	14.35
14/01/2023	Buy BUSDCOIN	0.00	0.00	36.70	51.05
14/01/2023	Buy BUSDCOIN	0.00	0.00	107.78	158.83
14/01/2023	Buy BUSDCOIN	0.00	0.00	175.25	334.08
14/01/2023	Buy BUSDCOIN	0.00	14.35	0.00	319.73
14/01/2023	Buy BUSDCOIN	0.00	36.70	0.00	283.03
14/01/2023	Buy BUSDCOIN	0.00	107.78	0.00	175.25
14/01/2023	Buy BUSDCOIN	0.00	175.25	0.00	0.00
14/01/2023	Buy DOGECOIN	0.00	0.00	286.45	286.45
14/01/2023	Buy DOGECOIN	0.00	286.45	0.00	0.00
14/01/2023	Buy FXSCOIN	0.00	0.00	286.45	286.45
14/01/2023	Buy FXSCOIN	0.00	286.45	0.00	0.00
14/01/2023	Buy HEX	0.00	0.00	290.08	290.08
14/01/2023	Buy HEX	0.00	0.00	3,461.47	3,751.55
14/01/2023	Buy HEX	0.00	290.08	0.00	3,461.47

Date	Description	Quantity	Debits	Credits	Balance
14/01/2023	Buy HEX	0.00	3,461.47	0.00	0.00
14/01/2023	Buy USDT1	0.00	0.00	145.46	145.46
14/01/2023	Buy USDT1	0.00	0.00	289.47	434.93
14/01/2023	Buy USDT1	0.00	0.00	1,243.46	1,678.39
14/01/2023	Buy USDT1	0.00	0.00	2,084.50	3,762.89
14/01/2023	Buy USDT1	0.00	145.46	0.00	3,617.43
14/01/2023	Buy USDT1	0.00	289.47	0.00	3,327.96
14/01/2023	Buy USDT1	0.00	1,243.46	0.00	2,084.50
14/01/2023	Buy USDT1	0.00	2,084.50	0.00	0.00
14/01/2023	Sell BUSDCOIN	0.00	0.00	142.18	142.18
14/01/2023	Sell BUSDCOIN	0.00	0.00	142.18	284.36
14/01/2023	Sell BUSDCOIN	0.00	0.00	144.27	428.63
14/01/2023	Sell BUSDCOIN	0.00	0.00	144.27	572.90
14/01/2023	Sell BUSDCOIN	0.00	142.18	0.00	430.72
14/01/2023	Sell BUSDCOIN	0.00	142.18	0.00	288.54
14/01/2023	Sell BUSDCOIN	0.00	144.27	0.00	144.27
14/01/2023	Sell BUSDCOIN	0.00	144.27	0.00	0.00
14/01/2023	Sell DOGECOIN	0.00	0.00	297.38	297.38
14/01/2023	Sell DOGECOIN	0.00	297.38	0.00	0.00
14/01/2023	Sell ETHEREUM	0.00	0.00	9.36	9.36

Date	Description	Quantity	Debits	Credits	Balance
14/01/2023	Sell ETHEREUM	0.00	0.00	13.04	22.40
14/01/2023	Sell ETHEREUM	0.00	9.36	0.00	13.04
14/01/2023	Sell ETHEREUM	0.00	13.04	0.00	0.00
14/01/2023	Sell FXSCOIN	0.00	0.00	36.70	36.70
14/01/2023	Sell FXSCOIN	0.00	36.70	0.00	0.00
14/01/2023	Sell HEX	0.00	0.00	795.87	795.87
14/01/2023	Sell HEX	0.00	0.00	1,335.52	2,131.39
14/01/2023	Sell HEX	0.00	0.00	1,618.47	3,749.86
14/01/2023	Sell HEX	0.00	795.87	0.00	2,953.99
14/01/2023	Sell HEX	0.00	1,335.52	0.00	1,618.47
14/01/2023	Sell HEX	0.00	1,618.47	0.00	0.00
14/01/2023	Sell USDT1	0.00	0.00	1,669.16	1,669.16
14/01/2023	Sell USDT1	0.00	0.00	2,073.03	3,742.19
14/01/2023	Sell USDT1	0.00	1,669.16	0.00	2,073.03
14/01/2023	Sell USDT1	0.00	2,073.03	0.00	0.00
15/01/2023	Buy BNBCOIN	0.00	0.00	25.09	25.09
15/01/2023	Buy BNBCOIN	0.00	0.00	145.77	170.86
15/01/2023	Buy BNBCOIN	0.00	25.09	0.00	145.77
15/01/2023	Buy BNBCOIN	0.00	145.77	0.00	0.00
15/01/2023	Buy USDT1	0.00	0.00	14.31	14.31



Date	Description	Quantity	Debits	Credits	Balance
15/01/2023	Buy USDT1	0.00	0.00	144.76	159.07
15/01/2023	Buy USDT1	0.00	0.00	287.99	447.06
15/01/2023	Buy USDT1	0.00	14.31	0.00	432.75
15/01/2023	Buy USDT1	0.00	144.76	0.00	287.99
15/01/2023	Buy USDT1	0.00	287.99	0.00	0.00
15/01/2023	Sell BNBCOIN	0.00	0.00	144.76	144.76
15/01/2023	Sell BNBCOIN	0.00	144.76	0.00	0.00
15/01/2023	Sell BUSDCOIN	0.00	0.00	14.31	14.31
15/01/2023	Sell BUSDCOIN	0.00	0.00	36.64	50.95
15/01/2023	Sell BUSDCOIN	0.00	0.00	76.40	127.35
15/01/2023	Sell BUSDCOIN	0.00	0.00	174.96	302.31
15/01/2023	Sell BUSDCOIN	0.00	14.31	0.00	288.00
15/01/2023	Sell BUSDCOIN	0.00	36.64	0.00	251.36
15/01/2023	Sell BUSDCOIN	0.00	76.40	0.00	174.96
15/01/2023	Sell BUSDCOIN	0.00	174.96	0.00	0.00
15/01/2023	Sell USDT1	0.00	0.00	144.76	144.76
15/01/2023	Sell USDT1	0.00	0.00	288.09	432.85
15/01/2023	Sell USDT1	0.00	144.76	0.00	288.09
15/01/2023	Sell USDT1	0.00	288.09	0.00	0.00
16/01/2023	Buy BUSDCOIN	0.00	0.00	55.35	55.35

Date	Description	Quantity	Debits	Credits	Balance
16/01/2023	Buy BUSDCOIN	0.00	0.00	107.62	162.97
16/01/2023	Buy BUSDCOIN	0.00	0.00	122.89	285.86
16/01/2023	Buy BUSDCOIN	0.00	0.00	163.57	449.43
16/01/2023	Buy BUSDCOIN	0.00	0.00	179.02	628.45
16/01/2023	Buy BUSDCOIN	0.00	55.35	0.00	573.10
16/01/2023	Buy BUSDCOIN	0.00	107.62	0.00	465.48
16/01/2023	Buy BUSDCOIN	0.00	122.89	0.00	342.59
16/01/2023	Buy BUSDCOIN	0.00	163.57	0.00	179.02
16/01/2023	Buy BUSDCOIN	0.00	179.02	0.00	0.00
16/01/2023	Buy USDT1	0.00	0.00	145.22	145.22
16/01/2023	Buy USDT1	0.00	0.00	145.22	290.44
16/01/2023	Buy USDT1	0.00	0.00	956.20	1,246.64
16/01/2023	Buy USDT1	0.00	0.00	1,185.70	2,432.34
16/01/2023	Buy USDT1	0.00	0.00	1,399.46	3,831.80
16/01/2023	Buy USDT1	0.00	145.22	0.00	3,686.58
16/01/2023	Buy USDT1	0.00	145.22	0.00	3,541.36
16/01/2023	Buy USDT1	0.00	956.20	0.00	2,585.16
16/01/2023	Buy USDT1	0.00	1,185.70	0.00	1,399.46
16/01/2023	Buy USDT1	0.00	1,399.46	0.00	0.00
16/01/2023	Sell DOGECOIN	0.00	0.00	285.86	285.86

Date	Description	Quantity	Debits	Credits	Balance
16/01/2023	Sell DOGECOIN	0.00	285.86	0.00	0.00
16/01/2023	Sell ETHEREUM	0.00	0.00	12.03	12.03
16/01/2023	Sell ETHEREUM	0.00	12.03	0.00	0.00
16/01/2023	Sell FXSCOIN	0.00	0.00	342.59	342.59
16/01/2023	Sell FXSCOIN	0.00	342.59	0.00	0.00
16/01/2023	Sell HEX	0.00	0.00	198.63	198.63
16/01/2023	Sell HEX	0.00	0.00	3,621.13	3,819.76
16/01/2023	Sell HEX	0.00	198.63	0.00	3,621.13
16/01/2023	Sell HEX	0.00	3,621.13	0.00	0.00
17/01/2023	Buy DOGECOIN	0.00	0.00	286.20	286.20
17/01/2023	Buy DOGECOIN	0.00	286.20	0.00	0.00
17/01/2023	Buy FXSCOIN	0.00	0.00	286.20	286.20
17/01/2023	Buy FXSCOIN	0.00	286.20	0.00	0.00
17/01/2023	Buy HEX	0.00	0.00	183.91	183.91
17/01/2023	Buy HEX	0.00	0.00	779.15	963.06
17/01/2023	Buy HEX	0.00	0.00	1,192.11	2,155.17
17/01/2023	Buy HEX	0.00	0.00	1,680.32	3,835.49
17/01/2023	Buy HEX	0.00	183.91	0.00	3,651.58
17/01/2023	Buy HEX	0.00	779.15	0.00	2,872.43
17/01/2023	Buy HEX	0.00	1,192.11	0.00	1,680.32

Date	Description	Quantity	Debits	Credits	Balance
17/01/2023	Buy HEX	0.00	1,680.32	0.00	0.00
17/01/2023	Sell BUSDCOIN	0.00	0.00	107.47	107.47
17/01/2023	Sell BUSDCOIN	0.00	0.00	122.89	230.36
17/01/2023	Sell BUSDCOIN	0.00	0.00	163.31	393.67
17/01/2023	Sell BUSDCOIN	0.00	0.00	178.73	572.40
17/01/2023	Sell BUSDCOIN	0.00	107.47	0.00	464.93
17/01/2023	Sell BUSDCOIN	0.00	122.89	0.00	342.04
17/01/2023	Sell BUSDCOIN	0.00	163.31	0.00	178.73
17/01/2023	Sell BUSDCOIN	0.00	178.73	0.00	0.00
17/01/2023	Sell ETHEREUM	0.00	0.00	7.83	7.83
17/01/2023	Sell ETHEREUM	0.00	0.00	10.41	18.24
17/01/2023	Sell ETHEREUM	0.00	7.83	0.00	10.41
17/01/2023	Sell ETHEREUM	0.00	10.41	0.00	0.00
17/01/2023	Sell USDT1	0.00	0.00	14.29	14.29
17/01/2023	Sell USDT1	0.00	0.00	144.53	158.82
17/01/2023	Sell USDT1	0.00	0.00	287.54	446.36
17/01/2023	Sell USDT1	0.00	0.00	955.23	1,401.59
17/01/2023	Sell USDT1	0.00	0.00	1,180.10	2,581.69
17/01/2023	Sell USDT1	0.00	0.00	1,235.55	3,817.24
17/01/2023	Sell USDT1	0.00	14.29	0.00	3,802.95

Date	Description	Quantity	Debits	Credits	Balance
17/01/2023	Sell USDT1	0.00	144.53	0.00	3,658.42
17/01/2023	Sell USDT1	0.00	287.54	0.00	3,370.88
17/01/2023	Sell USDT1	0.00	955.23	0.00	2,415.65
17/01/2023	Sell USDT1	0.00	1,180.10	0.00	1,235.55
17/01/2023	Sell USDT1	0.00	1,235.55	0.00	0.00
19/01/2023	Buy BUSDCOIN	0.00	0.00	294.46	294.46
19/01/2023	Buy BUSDCOIN	0.00	294.46	0.00	0.00
19/01/2023	Sell FXSCOIN	0.00	0.00	294.46	294.46
19/01/2023	Sell FXSCOIN	0.00	294.46	0.00	0.00
20/01/2023	Buy USDT1	0.00	0.00	74.17	74.17
20/01/2023	Buy USDT1	0.00	0.00	116.79	190.96
20/01/2023	Buy USDT1	0.00	0.00	1,493.17	1,684.13
20/01/2023	Buy USDT1	0.00	74.17	0.00	1,609.96
20/01/2023	Buy USDT1	0.00	116.79	0.00	1,493.17
20/01/2023	Buy USDT1	0.00	1,493.17	0.00	0.00
20/01/2023	Sell ETHEREUM	0.00	0.00	7.77	7.77
20/01/2023	Sell ETHEREUM	0.00	7.77	0.00	0.00
20/01/2023	Sell HEX	0.00	0.00	266.36	266.36
20/01/2023	Sell HEX	0.00	0.00	1,410.00	1,676.36
20/01/2023	Sell HEX	0.00	266.36	0.00	1,410.00

Date	Description	Quantity	Debits	Credits	Balance
20/01/2023	Sell HEX	0.00	1,410.00	0.00	0.00
21/01/2023	Buy BNBCOIN	0.00	0.00	0.04	0.04
21/01/2023	Buy BNBCOIN	0.00	0.00	28.39	28.43
21/01/2023	Buy BNBCOIN	0.00	0.00	115.58	144.01
21/01/2023	Buy BNBCOIN	0.00	0.04	0.00	143.97
21/01/2023	Buy BNBCOIN	0.00	28.39	0.00	115.58
21/01/2023	Buy BNBCOIN	0.00	115.58	0.00	0.00
21/01/2023	Buy BUSDCOIN	0.00	0.00	14.36	14.36
21/01/2023	Buy BUSDCOIN	0.00	0.00	14.36	28.72
21/01/2023	Buy BUSDCOIN	0.00	0.00	34.85	63.57
21/01/2023	Buy BUSDCOIN	0.00	0.00	215.46	279.03
21/01/2023	Buy BUSDCOIN	0.00	14.36	0.00	264.67
21/01/2023	Buy BUSDCOIN	0.00	14.36	0.00	250.31
21/01/2023	Buy BUSDCOIN	0.00	34.85	0.00	215.46
21/01/2023	Buy BUSDCOIN	0.00	215.46	0.00	0.00
21/01/2023	Buy USDT1	0.00	0.00	143.64	143.64
21/01/2023	Buy USDT1	0.00	143.64	0.00	0.00
21/01/2023	Sell BNBCOIN	0.00	0.00	26.07	26.07
21/01/2023	Sell BNBCOIN	0.00	0.00	117.57	143.64
21/01/2023	Sell BNBCOIN	0.00	26.07	0.00	117.57

Date	Description	Quantity	Debits	Credits	Balance
21/01/2023	Sell BNBCOIN	0.00	117.57	0.00	0.00
21/01/2023	Sell DOGECOIN	0.00	0.00	295.85	295.85
21/01/2023	Sell DOGECOIN	0.00	295.85	0.00	0.00
21/01/2023	Sell USDT1	0.00	0.00	145.08	145.08
21/01/2023	Sell USDT1	0.00	145.08	0.00	0.00
22/01/2023	Buy USDT1	0.00	0.00	188.31	188.31
22/01/2023	Buy USDT1	0.00	0.00	315.58	503.89
22/01/2023	Buy USDT1	0.00	188.31	0.00	315.58
22/01/2023	Buy USDT1	0.00	315.58	0.00	0.00
22/01/2023	Sell ETHEREUM	0.00	0.00	1.62	1.62
22/01/2023	Sell ETHEREUM	0.00	0.00	8.42	10.04
22/01/2023	Sell ETHEREUM	0.00	1.62	0.00	8.42
22/01/2023	Sell ETHEREUM	0.00	8.42	0.00	0.00
22/01/2023	Sell HEX	0.00	0.00	667.75	667.75
22/01/2023	Sell HEX	0.00	0.00	988.09	1,655.84
22/01/2023	Sell HEX	0.00	667.75	0.00	988.09
22/01/2023	Sell HEX	0.00	988.09	0.00	0.00
23/01/2023	Sell BNBCOIN	0.00	0.00	0.04	0.04
23/01/2023	Sell BNBCOIN	0.00	0.04	0.00	0.00
23/01/2023	Sell BUSDCOIN	0.00	0.00	55.33	55.33

Date	Description	Quantity	Debits	Credits	Balance
23/01/2023	Sell BUSDCOIN	0.00	55.33	0.00	0.00
08/02/2023	Buy BNBCOIN	0.00	0.00	47.58	47.58
08/02/2023	Buy BNBCOIN	0.00	0.00	54.74	102.32
08/02/2023	Buy BNBCOIN	0.00	0.00	64.20	166.52
08/02/2023	Buy BNBCOIN	0.00	47.58	0.00	118.94
08/02/2023	Buy BNBCOIN	0.00	54.74	0.00	64.20
08/02/2023	Buy BNBCOIN	0.00	64.20	0.00	0.00
08/02/2023	Sell BNBCOIN	0.00	0.00	30.89	30.89
08/02/2023	Sell BNBCOIN	0.00	0.00	47.47	78.36
08/02/2023	Sell BNBCOIN	0.00	0.00	64.06	142.42
08/02/2023	Sell BNBCOIN	0.00	30.89	0.00	111.53
08/02/2023	Sell BNBCOIN	0.00	47.47	0.00	64.06
08/02/2023	Sell BNBCOIN	0.00	64.06	0.00	0.00
08/02/2023	Sell USDT1	0.00	0.00	144.96	144.96
08/02/2023	Sell USDT1	0.00	144.96	0.00	0.00
10/02/2023	Buy HEX	0.00	0.00	334.15	334.15
10/02/2023	Buy HEX	0.00	0.00	334.15	668.30
10/02/2023	Buy HEX	0.00	0.00	400.11	1,068.41
10/02/2023	Buy HEX	0.00	0.00	751.20	1,819.61
10/02/2023	Buy HEX	0.00	0.00	1,069.27	2,888.88



Date	Description	Quantity	Debits	Credits	Balance
10/02/2023	Buy HEX	0.00	334.15	0.00	2,554.73
10/02/2023	Buy HEX	0.00	334.15	0.00	2,220.58
10/02/2023	Buy HEX	0.00	400.11	0.00	1,820.47
10/02/2023	Buy HEX	0.00	751.20	0.00	1,069.27
10/02/2023	Buy HEX	0.00	1,069.27	0.00	0.00
10/02/2023	Sell ETHEREUM	0.00	0.00	2.06	2.06
10/02/2023	Sell ETHEREUM	0.00	0.00	9.32	11.38
10/02/2023	Sell ETHEREUM	0.00	2.06	0.00	9.32
10/02/2023	Sell ETHEREUM	0.00	9.32	0.00	0.00
10/02/2023	Sell USDT1	0.00	0.00	1,401.38	1,401.38
10/02/2023	Sell USDT1	0.00	0.00	1,478.17	2,879.55
10/02/2023	Sell USDT1	0.00	1,401.38	0.00	1,478.17
10/02/2023	Sell USDT1	0.00	1,478.17	0.00	0.00
16/02/2023	Buy BNBCOIN	0.00	0.00	20.41	20.41
16/02/2023	Buy BNBCOIN	0.00	0.00	52.26	72.67
16/02/2023	Buy BNBCOIN	0.00	20.41	0.00	52.26
16/02/2023	Buy BNBCOIN	0.00	52.26	0.00	0.00
16/02/2023	Sell BNBCOIN	0.00	0.00	20.39	20.39
16/02/2023	Sell BNBCOIN	0.00	0.00	52.20	72.59
16/02/2023	Sell BNBCOIN	0.00	20.39	0.00	52.20

Date	Description	Quantity	Debits	Credits	Balance
16/02/2023	Sell BNBCOIN	0.00	52.20	0.00	0.00
16/02/2023	Sell USDT1	0.00	0.00	73.06	73.06
16/02/2023	Sell USDT1	0.00	73.06	0.00	0.00
22/02/2023	Buy ETHEREUM	0.00	0.00	9.92	9.92
22/02/2023	Buy ETHEREUM	0.00	0.00	25.05	34.97
22/02/2023	Buy ETHEREUM	0.00	0.00	25.13	60.10
22/02/2023	Buy ETHEREUM	0.00	0.00	30.69	90.79
22/02/2023	Buy ETHEREUM	0.00	0.00	39.79	130.58
22/02/2023	Buy ETHEREUM	0.00	0.00	147.24	277.82
22/02/2023	Buy ETHEREUM	0.00	0.00	164.53	442.35
22/02/2023	Buy ETHEREUM	0.00	9.92	0.00	432.43
22/02/2023	Buy ETHEREUM	0.00	25.05	0.00	407.38
22/02/2023	Buy ETHEREUM	0.00	25.13	0.00	382.25
22/02/2023	Buy ETHEREUM	0.00	30.69	0.00	351.56
22/02/2023	Buy ETHEREUM	0.00	39.79	0.00	311.77
22/02/2023	Buy ETHEREUM	0.00	147.24	0.00	164.53
22/02/2023	Buy ETHEREUM	0.00	164.53	0.00	0.00
22/02/2023	Buy HEX	0.00	0.00	106.38	106.38
22/02/2023	Buy HEX	0.00	0.00	357.30	463.68
22/02/2023	Buy HEX	0.00	0.00	489.07	952.75

Date	Description	Quantity	Debits	Credits	Balance
22/02/2023	Buy HEX	0.00	106.38	0.00	846.37
22/02/2023	Buy HEX	0.00	357.30	0.00	489.07
22/02/2023	Buy HEX	0.00	489.07	0.00	0.00
22/02/2023	Sell BUSDCOIN	0.00	0.00	35.42	35.42
22/02/2023	Sell BUSDCOIN	0.00	0.00	109.79	145.21
22/02/2023	Sell BUSDCOIN	0.00	0.00	297.13	442.34
22/02/2023	Sell BUSDCOIN	0.00	35.42	0.00	406.92
22/02/2023	Sell BUSDCOIN	0.00	109.79	0.00	297.13
22/02/2023	Sell BUSDCOIN	0.00	297.13	0.00	0.00
22/02/2023	Sell ETHEREUM	0.00	0.00	2.89	2.89
22/02/2023	Sell ETHEREUM	0.00	0.00	10.06	12.95
22/02/2023	Sell ETHEREUM	0.00	0.00	146.94	159.89
22/02/2023	Sell ETHEREUM	0.00	0.00	342.13	502.02
22/02/2023	Sell ETHEREUM	0.00	2.89	0.00	499.13
22/02/2023	Sell ETHEREUM	0.00	10.06	0.00	489.07
22/02/2023	Sell ETHEREUM	0.00	146.94	0.00	342.13
22/02/2023	Sell ETHEREUM	0.00	342.13	0.00	0.00
22/02/2023	Sell USDT1	0.00	0.00	117.23	117.23
22/02/2023	Sell USDT1	0.00	0.00	145.99	263.22
22/02/2023	Sell USDT1	0.00	0.00	190.41	453.63

Date	Description	Quantity	Debits	Credits	Balance
22/02/2023	Sell USDT1	0.00	117.23	0.00	336.40
22/02/2023	Sell USDT1	0.00	145.99	0.00	190.41
22/02/2023	Sell USDT1	0.00	190.41	0.00	0.00
05/03/2023	Buy ETHEREUM	0.00	0.00	1.04	1.04
05/03/2023	Buy ETHEREUM	0.00	0.00	3.14	4.18
05/03/2023	Buy ETHEREUM	0.00	0.00	12.19	16.37
05/03/2023	Buy ETHEREUM	0.00	0.00	69.61	85.98
05/03/2023	Buy ETHEREUM	0.00	0.00	1,455.96	1,541.94
05/03/2023	Buy ETHEREUM	0.00	1.04	0.00	1,540.90
05/03/2023	Buy ETHEREUM	0.00	3.14	0.00	1,537.76
05/03/2023	Buy ETHEREUM	0.00	12.19	0.00	1,525.57
05/03/2023	Buy ETHEREUM	0.00	69.61	0.00	1,455.96
05/03/2023	Buy ETHEREUM	0.00	1,455.96	0.00	0.00
05/03/2023	Buy HDRNCOIN	0.00	0.00	29.55	29.55
05/03/2023	Buy HDRNCOIN	0.00	0.00	158.45	188.00
05/03/2023	Buy HDRNCOIN	0.00	29.55	0.00	158.45
05/03/2023	Buy HDRNCOIN	0.00	158.45	0.00	0.00
05/03/2023	Sell ETHEREUM	0.00	0.00	9.55	9.55
05/03/2023	Sell ETHEREUM	0.00	0.00	24.12	33.67
05/03/2023	Sell ETHEREUM	0.00	0.00	24.20	57.87

Date	Description	Quantity	Debits	Credits	Balance
05/03/2023	Sell ETHEREUM	0.00	0.00	29.55	87.42
05/03/2023	Sell ETHEREUM	0.00	0.00	38.30	125.72
05/03/2023	Sell ETHEREUM	0.00	0.00	158.45	284.17
05/03/2023	Sell ETHEREUM	0.00	0.00	1,446.94	1,731.11
05/03/2023	Sell ETHEREUM	0.00	9.55	0.00	1,721.56
05/03/2023	Sell ETHEREUM	0.00	24.12	0.00	1,697.44
05/03/2023	Sell ETHEREUM	0.00	24.20	0.00	1,673.24
05/03/2023	Sell ETHEREUM	0.00	29.55	0.00	1,643.69
05/03/2023	Sell ETHEREUM	0.00	38.30	0.00	1,605.39
05/03/2023	Sell ETHEREUM	0.00	158.45	0.00	1,446.94
05/03/2023	Sell ETHEREUM	0.00	1,446.94	0.00	0.00
05/03/2023	Sell HEX	0.00	0.00	455.83	455.83
05/03/2023	Sell HEX	0.00	0.00	1,076.57	1,532.40
05/03/2023	Sell HEX	0.00	455.83	0.00	1,076.57
05/03/2023	Sell HEX	0.00	1,076.57	0.00	0.00
08/03/2023	Buy BNBCOIN	0.00	0.00	43.67	43.67
08/03/2023	Buy BNBCOIN	0.00	43.67	0.00	0.00
08/03/2023	Sell BNBCOIN	0.00	0.00	43.57	43.57
08/03/2023	Sell BNBCOIN	0.00	0.00	50.13	93.70
08/03/2023	Sell BNBCOIN	0.00	43.57	0.00	50.13

Date	Description	Quantity	Debits	Credits	Balance
08/03/2023	Sell BNBCOIN	0.00	50.13	0.00	0.00
08/03/2023	Sell BUSDCOIN	0.00	0.00	227.47	227.47
08/03/2023	Sell BUSDCOIN	0.00	227.47	0.00	0.00
08/03/2023	Sell USDT1	0.00	0.00	331.49	331.49
08/03/2023	Sell USDT1	0.00	331.49	0.00	0.00
21/03/2023	Sell ETHEREUM	0.00	0.00	1.20	1.20
21/03/2023	Sell ETHEREUM	0.00	1.20	0.00	0.00
21/03/2023	Sell HEX	0.00	0.00	750.52	750.52
21/03/2023	Sell HEX	0.00	750.52	0.00	0.00
31/03/2023	Buy BNBCOIN	0.00	0.00	15.00	15.00
31/03/2023	Buy BNBCOIN	0.00	15.00	0.00	0.00
31/03/2023	Sell BNBCOIN	0.00	0.00	14.99	14.99
31/03/2023	Sell BNBCOIN	0.00	14.99	0.00	0.00
31/03/2023	Sell BUSDCOIN	0.00	0.00	15.00	15.00
31/03/2023	Sell BUSDCOIN	0.00	15.00	0.00	0.00
05/04/2023	Buy ETHEREUM	0.00	0.00	33.30	33.30
05/04/2023	Buy ETHEREUM	0.00	0.00	93.05	126.35
05/04/2023	Buy ETHEREUM	0.00	0.00	113.46	239.81
05/04/2023	Buy ETHEREUM	0.00	33.30	0.00	206.51
05/04/2023	Buy ETHEREUM	0.00	93.05	0.00	113.46

Date	Description	Quantity	Debits	Credits	Balance
05/04/2023	Buy ETHEREUM	0.00	113.46	0.00	0.00
05/04/2023	Buy HDRNCOIN	0.00	0.00	171.55	171.55
05/04/2023	Buy HDRNCOIN	0.00	171.55	0.00	0.00
05/04/2023	Sell ETHEREUM	0.00	0.00	3.80	3.80
05/04/2023	Sell ETHEREUM	0.00	0.00	14.76	18.56
05/04/2023	Sell ETHEREUM	0.00	0.00	84.23	102.79
05/04/2023	Sell ETHEREUM	0.00	0.00	87.32	190.11
05/04/2023	Sell ETHEREUM	0.00	3.80	0.00	186.31
05/04/2023	Sell ETHEREUM	0.00	14.76	0.00	171.55
05/04/2023	Sell ETHEREUM	0.00	84.23	0.00	87.32
05/04/2023	Sell ETHEREUM	0.00	87.32	0.00	0.00
05/04/2023	Sell HDRNCOIN	0.00	0.00	29.99	29.99
05/04/2023	Sell HDRNCOIN	0.00	0.00	195.06	225.05
05/04/2023	Sell HDRNCOIN	0.00	29.99	0.00	195.06
05/04/2023	Sell HDRNCOIN	0.00	195.06	0.00	0.00
04/05/2023	Buy ETHEREUM	0.00	0.00	58.82	58.82
04/05/2023	Buy ETHEREUM	0.00	0.00	118.98	177.80
04/05/2023	Buy ETHEREUM	0.00	0.00	1,436.87	1,614.67
04/05/2023	Buy ETHEREUM	0.00	58.82	0.00	1,555.85
04/05/2023	Buy ETHEREUM	0.00	118.98	0.00	1,436.87

Date	Description	Quantity	Debits	Credits	Balance
04/05/2023	Buy ETHEREUM	0.00	1,436.87	0.00	0.00
04/05/2023	Sell ETHEREUM	0.00	0.00	31.60	31.60
04/05/2023	Sell ETHEREUM	0.00	0.00	107.70	139.30
04/05/2023	Sell ETHEREUM	0.00	0.00	1,409.41	1,548.71
04/05/2023	Sell ETHEREUM	0.00	31.60	0.00	1,517.11
04/05/2023	Sell ETHEREUM	0.00	107.70	0.00	1,409.41
04/05/2023	Sell ETHEREUM	0.00	1,409.41	0.00	0.00
04/05/2023	Sell HEX	0.00	0.00	1,583.07	1,583.07
04/05/2023	Sell HEX	0.00	1,583.07	0.00	0.00
06/05/2023	Buy ETHEREUM	0.00	0.00	4.38	4.38
06/05/2023	Buy ETHEREUM	0.00	0.00	5.99	10.37
06/05/2023	Buy ETHEREUM	0.00	0.00	7.28	17.65
06/05/2023	Buy ETHEREUM	0.00	0.00	18.91	36.56
06/05/2023	Buy ETHEREUM	0.00	0.00	22.30	58.86
06/05/2023	Buy ETHEREUM	0.00	0.00	29.32	88.18
06/05/2023	Buy ETHEREUM	0.00	0.00	59.05	147.23
06/05/2023	Buy ETHEREUM	0.00	0.00	365.54	512.77
06/05/2023	Buy ETHEREUM	0.00	4.38	0.00	508.39
06/05/2023	Buy ETHEREUM	0.00	5.99	0.00	502.40
06/05/2023	Buy ETHEREUM	0.00	7.28	0.00	495.12



Date	Description	Quantity	Debits	Credits	Balance
06/05/2023	Buy ETHEREUM	0.00	18.91	0.00	476.21
06/05/2023	Buy ETHEREUM	0.00	22.30	0.00	453.91
06/05/2023	Buy ETHEREUM	0.00	29.32	0.00	424.59
06/05/2023	Buy ETHEREUM	0.00	59.05	0.00	365.54
06/05/2023	Buy ETHEREUM	0.00	365.54	0.00	0.00
06/05/2023	Sell ETHEREUM	0.00	0.00	58.60	58.60
06/05/2023	Sell ETHEREUM	0.00	0.00	118.54	177.14
06/05/2023	Sell ETHEREUM	0.00	0.00	323.77	500.91
06/05/2023	Sell ETHEREUM	0.00	58.60	0.00	442.31
06/05/2023	Sell ETHEREUM	0.00	118.54	0.00	323.77
06/05/2023	Sell ETHEREUM	0.00	323.77	0.00	0.00
06/05/2023	Sell HEX	0.00	0.00	454.16	454.16
06/05/2023	Sell HEX	0.00	454.16	0.00	0.00
21/05/2023	Sell ETHEREUM	0.00	0.00	3.67	3.67
21/05/2023	Sell ETHEREUM	0.00	0.00	15.83	19.50
21/05/2023	Sell ETHEREUM	0.00	3.67	0.00	15.83
21/05/2023	Sell ETHEREUM	0.00	15.83	0.00	0.00
21/05/2023	Sell HEX	0.00	0.00	212.78	212.78
21/05/2023	Sell HEX	0.00	0.00	317.45	530.23
21/05/2023	Sell HEX	0.00	212.78	0.00	317.45

Date	Description	Quantity	Debits	Credits	Balance
21/05/2023	Sell HEX	0.00	317.45	0.00	0.00
23/05/2023	Sell ETHEREUM	0.00	0.00	5.13	5.13
23/05/2023	Sell ETHEREUM	0.00	0.00	6.23	11.36
23/05/2023	Sell ETHEREUM	0.00	0.00	18.99	30.35
23/05/2023	Sell ETHEREUM	0.00	0.00	25.11	55.46
23/05/2023	Sell ETHEREUM	0.00	5.13	0.00	50.33
23/05/2023	Sell ETHEREUM	0.00	6.23	0.00	44.10
23/05/2023	Sell ETHEREUM	0.00	18.99	0.00	25.11
23/05/2023	Sell ETHEREUM	0.00	25.11	0.00	0.00
23/05/2023	Sell HDRNCOIN	0.00	0.00	40.97	40.97
23/05/2023	Sell HDRNCOIN	0.00	40.97	0.00	0.00
23/05/2023	Sell HEX	0.00	0.00	41.95	41.95
23/05/2023	Sell HEX	0.00	0.00	187.65	229.60
23/05/2023	Sell HEX	0.00	41.95	0.00	187.65
23/05/2023	Sell HEX	0.00	187.65	0.00	0.00
26/05/2023	Buy ETHEREUM	0.00	0.00	42.52	42.52
26/05/2023	Buy ETHEREUM	0.00	0.00	492.94	535.46
26/05/2023	Buy ETHEREUM	0.00	42.52	0.00	492.94
26/05/2023	Buy ETHEREUM	0.00	492.94	0.00	0.00
26/05/2023	Buy MATIC	0.00	0.00	13.85	13.85

Date	Description	Quantity	Debits	Credits	Balance
26/05/2023	Buy MATIC	0.00	13.85	0.00	0.00
26/05/2023	Sell BUSDCOIN	0.00	0.00	15.38	15.38
26/05/2023	Sell BUSDCOIN	0.00	15.38	0.00	0.00
26/05/2023	Sell ETHEREUM	0.00	0.00	50.12	50.12
26/05/2023	Sell ETHEREUM	0.00	0.00	492.94	543.06
26/05/2023	Sell ETHEREUM	0.00	50.12	0.00	492.94
26/05/2023	Sell ETHEREUM	0.00	492.94	0.00	0.00
26/05/2023	Sell MATIC	0.00	0.00	13.77	13.77
26/05/2023	Sell MATIC	0.00	13.77	0.00	0.00
21/06/2023	Sell ETHEREUM	0.00	0.00	40.88	40.88
21/06/2023	Sell ETHEREUM	0.00	40.88	0.00	0.00
30/06/2023	Buy CRO	0.00	0.00	677.86	677.86
30/06/2023	Buy CRO	0.00	677.86	0.00	0.00
30/06/2023	Buy GMT	0.00	0.00	55.37	55.37
30/06/2023	Buy GMT	0.00	55.37	0.00	0.00
30/06/2023	Buy KUMA	0.00	0.00	1,167.08	1,167.08
30/06/2023	Buy KUMA	0.00	1,167.08	0.00	0.00
30/06/2023	Buy MATIC	0.00	0.00	1.53	1.53
30/06/2023	Buy MATIC	0.00	1.53	0.00	0.00
30/06/2023	Buy MMF	0.00	0.00	0.46	0.46

Date	Description	Quantity	Debits	Credits	Balance
30/06/2023	Buy MMF	0.00	0.46	0.00	0.00
30/06/2023	Buy SGB	0.00	0.00	117.18	117.18
30/06/2023	Buy SGB	0.00	117.18	0.00	0.00
30/06/2023	Buy TFUEL	0.00	0.00	9.10	9.10
30/06/2023	Buy TFUEL	0.00	9.10	0.00	0.00
30/06/2023	Buy TRX	0.00	0.00	0.01	0.01
30/06/2023	Buy TRX	0.00	0.01	0.00	0.00
30/06/2023	Buy USDC	0.00	0.00	5,568.32	5,568.32
30/06/2023	Buy USDC	0.00	5,568.32	0.00	0.00
30/06/2023	Buy USDT	0.00	0.00	374.93	374.93
30/06/2023	Buy USDT	0.00	374.93	0.00	0.00
30/06/2023	Buy VRA	0.00	0.00	0.35	0.35
30/06/2023	Buy VRA	0.00	0.35	0.00	0.00
30/06/2023	Realised Gain	0.00	0.00	3,410.50	3,410.50
30/06/2023	Realised Gain	0.00	3,410.50	0.00	0.00
30/06/2023	Closing Balance	0.00	0.00	0.00	0.00
<b>Other Assets - Unsettled Trades / Disposals / Other Assets / Avalanche</b>					
01/07/2022	Opening Balance	0.00	0.00	0.00	0.00
15/07/2022	Sell AVAX	0.00	0.00	29.24	29.24
15/07/2022	Sell AVAX	0.00	0.00	118.81	148.05

Date	Description	Quantity	Debits	Credits	Balance
15/07/2022	Sell AVAX	0.00	29.24	0.00	118.81
15/07/2022	Sell AVAX	0.00	118.81	0.00	0.00
17/07/2022	Sell AVAX	0.00	0.00	147.81	147.81
17/07/2022	Sell AVAX	0.00	0.00	1,469.30	1,617.11
17/07/2022	Sell AVAX	0.00	147.81	0.00	1,469.30
17/07/2022	Sell AVAX	0.00	1,469.30	0.00	0.00
28/07/2022	Sell AVAX	0.00	0.00	2,821.96	2,821.96
28/07/2022	Sell AVAX	0.00	2,821.96	0.00	0.00
29/07/2022	Sell AVAX	0.00	0.00	1,430.19	1,430.19
29/07/2022	Sell AVAX	0.00	1,430.19	0.00	0.00
30/06/2023	Closing Balance	0.00	0.00	0.00	0.00
<b>Other Assets - Unsettled Trades / Disposals / Other Assets / Binance</b>					
01/07/2022	Opening Balance	0.00	0.00	0.00	0.00
06/10/2022	Sell BNBCOIN	0.00	0.00	22.53	22.53
06/10/2022	Sell BNBCOIN	0.00	0.00	22.53	45.06
06/10/2022	Sell BNBCOIN	0.00	0.00	405.47	450.53
06/10/2022	Sell BNBCOIN	0.00	22.53	0.00	428.00
06/10/2022	Sell BNBCOIN	0.00	22.53	0.00	405.47
06/10/2022	Sell BNBCOIN	0.00	405.47	0.00	0.00
16/10/2022	Sell BNBCOIN	0.00	0.00	478.79	478.79

Date	Description	Quantity	Debits	Credits	Balance
16/10/2022	Sell BNBCOIN	0.00	478.79	0.00	0.00
27/10/2022	Sell BNBCOIN	0.00	0.00	296.26	296.26
27/10/2022	Sell BNBCOIN	0.00	296.26	0.00	0.00
08/11/2022	Sell BNBCOIN	0.00	0.00	266.99	266.99
08/11/2022	Sell BNBCOIN	0.00	266.99	0.00	0.00
12/11/2022	Sell BNBCOIN	0.00	0.00	6.74	6.74
12/11/2022	Sell BNBCOIN	0.00	6.74	0.00	0.00
28/11/2022	Sell BNBCOIN	0.00	0.00	415.08	415.08
28/11/2022	Sell BNBCOIN	0.00	415.08	0.00	0.00
02/12/2022	Sell BNBCOIN	0.00	0.00	170.98	170.98
02/12/2022	Sell BNBCOIN	0.00	170.98	0.00	0.00
17/12/2022	Sell BNBCOIN	0.00	0.00	272.44	272.44
17/12/2022	Sell BNBCOIN	0.00	272.44	0.00	0.00
28/12/2022	Sell BNBCOIN	0.00	0.00	182.50	182.50
28/12/2022	Sell BNBCOIN	0.00	182.50	0.00	0.00
30/12/2022	Sell BNBCOIN	0.00	0.00	253.42	253.42
30/12/2022	Sell BNBCOIN	0.00	253.42	0.00	0.00
07/01/2023	Sell BNBCOIN	0.00	0.00	340.07	340.07
07/01/2023	Sell BNBCOIN	0.00	340.07	0.00	0.00
15/01/2023	Sell BNBCOIN	0.00	0.00	144.76	144.76

Date	Description	Quantity	Debits	Credits	Balance
15/01/2023	Sell BNBCOIN	0.00	144.76	0.00	0.00
21/01/2023	Sell BNBCOIN	0.00	0.00	26.07	26.07
21/01/2023	Sell BNBCOIN	0.00	0.00	117.57	143.64
21/01/2023	Sell BNBCOIN	0.00	26.07	0.00	117.57
21/01/2023	Sell BNBCOIN	0.00	117.57	0.00	0.00
23/01/2023	Sell BNBCOIN	0.00	0.00	0.04	0.04
23/01/2023	Sell BNBCOIN	0.00	0.04	0.00	0.00
08/02/2023	Sell BNBCOIN	0.00	0.00	30.89	30.89
08/02/2023	Sell BNBCOIN	0.00	0.00	47.47	78.36
08/02/2023	Sell BNBCOIN	0.00	0.00	64.06	142.42
08/02/2023	Sell BNBCOIN	0.00	30.89	0.00	111.53
08/02/2023	Sell BNBCOIN	0.00	47.47	0.00	64.06
08/02/2023	Sell BNBCOIN	0.00	64.06	0.00	0.00
16/02/2023	Sell BNBCOIN	0.00	0.00	20.39	20.39
16/02/2023	Sell BNBCOIN	0.00	0.00	52.20	72.59
16/02/2023	Sell BNBCOIN	0.00	20.39	0.00	52.20
16/02/2023	Sell BNBCOIN	0.00	52.20	0.00	0.00
08/03/2023	Sell BNBCOIN	0.00	0.00	43.57	43.57
08/03/2023	Sell BNBCOIN	0.00	0.00	50.13	93.70
08/03/2023	Sell BNBCOIN	0.00	43.57	0.00	50.13

Date	Description	Quantity	Debits	Credits	Balance
08/03/2023	Sell BNBCOIN	0.00	50.13	0.00	0.00
31/03/2023	Sell BNBCOIN	0.00	0.00	14.99	14.99
31/03/2023	Sell BNBCOIN	0.00	14.99	0.00	0.00
30/06/2023	Closing Balance	0.00	0.00	0.00	0.00
<b>Other Assets - Unsettled Trades / Disposals / Other Assets / Binance USD</b>					
01/07/2022	Opening Balance	0.00	0.00	0.00	0.00
30/09/2022	Sell BUSDCOIN	0.00	0.00	768.43	768.43
30/09/2022	Sell BUSDCOIN	0.00	768.43	0.00	0.00
04/10/2022	Sell BUSDCOIN	0.00	0.00	153.76	153.76
04/10/2022	Sell BUSDCOIN	0.00	153.76	0.00	0.00
06/10/2022	Sell BUSDCOIN	0.00	0.00	309.48	309.48
06/10/2022	Sell BUSDCOIN	0.00	309.48	0.00	0.00
30/10/2022	Sell BUSDCOIN	0.00	0.00	779.43	779.43
30/10/2022	Sell BUSDCOIN	0.00	779.43	0.00	0.00
11/11/2022	Sell BUSDCOIN	0.00	0.00	188.54	188.54
11/11/2022	Sell BUSDCOIN	0.00	0.00	261.97	450.51
11/11/2022	Sell BUSDCOIN	0.00	0.00	514.90	965.41
11/11/2022	Sell BUSDCOIN	0.00	0.00	588.33	1,553.74
11/11/2022	Sell BUSDCOIN	0.00	188.54	0.00	1,365.20
11/11/2022	Sell BUSDCOIN	0.00	261.97	0.00	1,103.23



Date	Description	Quantity	Debits	Credits	Balance
11/11/2022	Sell BUSDCOIN	0.00	514.90	0.00	588.33
11/11/2022	Sell BUSDCOIN	0.00	588.33	0.00	0.00
12/11/2022	Sell BUSDCOIN	0.00	0.00	6.75	6.75
12/11/2022	Sell BUSDCOIN	0.00	6.75	0.00	0.00
22/11/2022	Sell BUSDCOIN	0.00	0.00	4,397.86	4,397.86
22/11/2022	Sell BUSDCOIN	0.00	4,397.86	0.00	0.00
30/11/2022	Sell BUSDCOIN	0.00	0.00	130.04	130.04
30/11/2022	Sell BUSDCOIN	0.00	0.00	617.27	747.31
30/11/2022	Sell BUSDCOIN	0.00	0.00	752.44	1,499.75
30/11/2022	Sell BUSDCOIN	0.00	130.04	0.00	1,369.71
30/11/2022	Sell BUSDCOIN	0.00	617.27	0.00	752.44
30/11/2022	Sell BUSDCOIN	0.00	752.44	0.00	0.00
20/12/2022	Sell BUSDCOIN	0.00	0.00	74.36	74.36
20/12/2022	Sell BUSDCOIN	0.00	74.36	0.00	0.00
02/01/2023	Sell BUSDCOIN	0.00	0.00	734.11	734.11
02/01/2023	Sell BUSDCOIN	0.00	734.11	0.00	0.00
09/01/2023	Sell BUSDCOIN	0.00	0.00	1.06	1.06
09/01/2023	Sell BUSDCOIN	0.00	0.00	187.30	188.36
09/01/2023	Sell BUSDCOIN	0.00	0.00	289.33	477.69
09/01/2023	Sell BUSDCOIN	0.00	1.06	0.00	476.63

Date	Description	Quantity	Debits	Credits	Balance
09/01/2023	Sell BUSDCOIN	0.00	187.30	0.00	289.33
09/01/2023	Sell BUSDCOIN	0.00	289.33	0.00	0.00
13/01/2023	Sell BUSDCOIN	0.00	0.00	289.26	289.26
13/01/2023	Sell BUSDCOIN	0.00	289.26	0.00	0.00
14/01/2023	Sell BUSDCOIN	0.00	0.00	142.18	142.18
14/01/2023	Sell BUSDCOIN	0.00	0.00	142.18	284.36
14/01/2023	Sell BUSDCOIN	0.00	0.00	144.27	428.63
14/01/2023	Sell BUSDCOIN	0.00	0.00	144.27	572.90
14/01/2023	Sell BUSDCOIN	0.00	142.18	0.00	430.72
14/01/2023	Sell BUSDCOIN	0.00	142.18	0.00	288.54
14/01/2023	Sell BUSDCOIN	0.00	144.27	0.00	144.27
14/01/2023	Sell BUSDCOIN	0.00	144.27	0.00	0.00
15/01/2023	Sell BUSDCOIN	0.00	0.00	14.31	14.31
15/01/2023	Sell BUSDCOIN	0.00	0.00	36.64	50.95
15/01/2023	Sell BUSDCOIN	0.00	0.00	76.40	127.35
15/01/2023	Sell BUSDCOIN	0.00	0.00	174.96	302.31
15/01/2023	Sell BUSDCOIN	0.00	14.31	0.00	288.00
15/01/2023	Sell BUSDCOIN	0.00	36.64	0.00	251.36
15/01/2023	Sell BUSDCOIN	0.00	76.40	0.00	174.96
15/01/2023	Sell BUSDCOIN	0.00	174.96	0.00	0.00

Date	Description	Quantity	Debits	Credits	Balance
17/01/2023	Sell BUSDCOIN	0.00	0.00	107.47	107.47
17/01/2023	Sell BUSDCOIN	0.00	0.00	122.89	230.36
17/01/2023	Sell BUSDCOIN	0.00	0.00	163.31	393.67
17/01/2023	Sell BUSDCOIN	0.00	0.00	178.73	572.40
17/01/2023	Sell BUSDCOIN	0.00	107.47	0.00	464.93
17/01/2023	Sell BUSDCOIN	0.00	122.89	0.00	342.04
17/01/2023	Sell BUSDCOIN	0.00	163.31	0.00	178.73
17/01/2023	Sell BUSDCOIN	0.00	178.73	0.00	0.00
23/01/2023	Sell BUSDCOIN	0.00	0.00	55.33	55.33
23/01/2023	Sell BUSDCOIN	0.00	55.33	0.00	0.00
22/02/2023	Sell BUSDCOIN	0.00	0.00	35.42	35.42
22/02/2023	Sell BUSDCOIN	0.00	0.00	109.79	145.21
22/02/2023	Sell BUSDCOIN	0.00	0.00	297.13	442.34
22/02/2023	Sell BUSDCOIN	0.00	35.42	0.00	406.92
22/02/2023	Sell BUSDCOIN	0.00	109.79	0.00	297.13
22/02/2023	Sell BUSDCOIN	0.00	297.13	0.00	0.00
08/03/2023	Sell BUSDCOIN	0.00	0.00	227.47	227.47
08/03/2023	Sell BUSDCOIN	0.00	227.47	0.00	0.00
31/03/2023	Sell BUSDCOIN	0.00	0.00	15.00	15.00
31/03/2023	Sell BUSDCOIN	0.00	15.00	0.00	0.00

Date	Description	Quantity	Debits	Credits	Balance
26/05/2023	Sell BUSDCOIN	0.00	0.00	15.38	15.38
26/05/2023	Sell BUSDCOIN	0.00	15.38	0.00	0.00
30/06/2023	Closing Balance	0.00	0.00	0.00	0.00
<b>Other Assets - Unsettled Trades / Disposals / Other Assets / Dogecoin</b>					
01/07/2022	Opening Balance	0.00	0.00	0.00	0.00
29/11/2022	Sell DOGECOIN	0.00	0.00	883.38	883.38
29/11/2022	Sell DOGECOIN	0.00	883.38	0.00	0.00
30/12/2022	Sell DOGECOIN	0.00	0.00	457.44	457.44
30/12/2022	Sell DOGECOIN	0.00	0.00	473.40	930.84
30/12/2022	Sell DOGECOIN	0.00	457.44	0.00	473.40
30/12/2022	Sell DOGECOIN	0.00	473.40	0.00	0.00
08/01/2023	Sell DOGECOIN	0.00	0.00	726.65	726.65
08/01/2023	Sell DOGECOIN	0.00	726.65	0.00	0.00
13/01/2023	Sell DOGECOIN	0.00	0.00	25.84	25.84
13/01/2023	Sell DOGECOIN	0.00	0.00	194.85	220.69
13/01/2023	Sell DOGECOIN	0.00	25.84	0.00	194.85
13/01/2023	Sell DOGECOIN	0.00	194.85	0.00	0.00
14/01/2023	Sell DOGECOIN	0.00	0.00	297.38	297.38
14/01/2023	Sell DOGECOIN	0.00	297.38	0.00	0.00
16/01/2023	Sell DOGECOIN	0.00	0.00	285.86	285.86

Date	Description	Quantity	Debits	Credits	Balance
16/01/2023	Sell DOGECOIN	0.00	285.86	0.00	0.00
21/01/2023	Sell DOGECOIN	0.00	0.00	295.85	295.85
21/01/2023	Sell DOGECOIN	0.00	295.85	0.00	0.00
30/06/2023	Closing Balance	0.00	0.00	0.00	0.00
<b>Other Assets - Unsettled Trades / Disposals / Other Assets / Ethereum</b>					
01/07/2022	Opening Balance	0.00	0.00	0.00	0.00
28/07/2022	Sell ETHEREUM	0.00	0.00	90.48	90.48
28/07/2022	Sell ETHEREUM	0.00	0.00	115.45	205.93
28/07/2022	Sell ETHEREUM	0.00	0.00	205.93	411.86
28/07/2022	Sell ETHEREUM	0.00	0.00	1,229.08	1,640.94
28/07/2022	Sell ETHEREUM	0.00	0.00	2,649.35	4,290.29
28/07/2022	Sell ETHEREUM	0.00	90.48	0.00	4,199.81
28/07/2022	Sell ETHEREUM	0.00	115.45	0.00	4,084.36
28/07/2022	Sell ETHEREUM	0.00	205.93	0.00	3,878.43
28/07/2022	Sell ETHEREUM	0.00	1,229.08	0.00	2,649.35
28/07/2022	Sell ETHEREUM	0.00	2,649.35	0.00	0.00
07/09/2022	Sell ETHEREUM	0.00	0.00	199.40	199.40
07/09/2022	Sell ETHEREUM	0.00	0.00	223.58	422.98
07/09/2022	Sell ETHEREUM	0.00	0.00	2,259.96	2,682.94
07/09/2022	Sell ETHEREUM	0.00	199.40	0.00	2,483.54

Date	Description	Quantity	Debits	Credits	Balance
07/09/2022	Sell ETHEREUM	0.00	223.58	0.00	2,259.96
07/09/2022	Sell ETHEREUM	0.00	2,259.96	0.00	0.00
11/09/2022	Sell ETHEREUM	0.00	0.00	230.27	230.27
11/09/2022	Sell ETHEREUM	0.00	0.00	1,141.90	1,372.17
11/09/2022	Sell ETHEREUM	0.00	0.00	1,547.93	2,920.10
11/09/2022	Sell ETHEREUM	0.00	230.27	0.00	2,689.83
11/09/2022	Sell ETHEREUM	0.00	1,141.90	0.00	1,547.93
11/09/2022	Sell ETHEREUM	0.00	1,547.93	0.00	0.00
14/09/2022	Fee	0.00	3.45	0.00	3.45
14/09/2022	Sell ETHEREUM	0.00	0.00	3.45	0.00
14/09/2022	Sell ETHEREUM	0.00	0.00	20.63	20.63
14/09/2022	Sell ETHEREUM	0.00	0.00	204.71	225.34
14/09/2022	Sell ETHEREUM	0.00	3.45	0.00	221.89
14/09/2022	Sell ETHEREUM	0.00	20.63	0.00	201.26
14/09/2022	Sell ETHEREUM	0.00	204.71	0.00	3.45
15/09/2022	Sell ETHEREUM	0.00	0.00	2.31	1.14
15/09/2022	Sell ETHEREUM	0.00	0.00	139.44	138.30
15/09/2022	Sell ETHEREUM	0.00	0.00	1,372.60	1,510.90
15/09/2022	Sell ETHEREUM	0.00	2.31	0.00	1,508.59
15/09/2022	Sell ETHEREUM	0.00	139.44	0.00	1,369.15

Date	Description	Quantity	Debits	Credits	Balance
15/09/2022	Sell ETHEREUM	0.00	1,372.60	0.00	3.45
16/09/2022	Sell ETHEREUM	0.00	0.00	2.12	1.33
16/09/2022	Sell ETHEREUM	0.00	0.00	94.12	92.79
16/09/2022	Sell ETHEREUM	0.00	0.00	1,425.43	1,518.22
16/09/2022	Sell ETHEREUM	0.00	2.12	0.00	1,516.10
16/09/2022	Sell ETHEREUM	0.00	94.12	0.00	1,421.98
16/09/2022	Sell ETHEREUM	0.00	1,425.43	0.00	3.45
07/10/2022	Fee	0.00	0.81	0.00	4.26
07/10/2022	Sell ETHEREUM	0.00	0.00	0.81	3.45
07/10/2022	Sell ETHEREUM	0.00	0.00	4.93	1.48
07/10/2022	Sell ETHEREUM	0.00	0.00	12.59	14.07
07/10/2022	Sell ETHEREUM	0.00	0.00	42.02	56.09
07/10/2022	Sell ETHEREUM	0.00	0.00	736.58	792.67
07/10/2022	Sell ETHEREUM	0.00	0.81	0.00	791.86
07/10/2022	Sell ETHEREUM	0.00	4.93	0.00	786.93
07/10/2022	Sell ETHEREUM	0.00	12.59	0.00	774.34
07/10/2022	Sell ETHEREUM	0.00	42.02	0.00	732.32
07/10/2022	Sell ETHEREUM	0.00	736.58	0.00	4.26
10/10/2022	Fee	0.00	5.05	0.00	9.31
10/10/2022	Sell ETHEREUM	0.00	0.00	5.05	4.26

Date	Description	Quantity	Debits	Credits	Balance
10/10/2022	Sell ETHEREUM	0.00	0.00	8.55	4.29
10/10/2022	Sell ETHEREUM	0.00	0.00	12.67	16.96
10/10/2022	Sell ETHEREUM	0.00	0.00	82.91	99.87
10/10/2022	Sell ETHEREUM	0.00	0.00	697.96	797.83
10/10/2022	Sell ETHEREUM	0.00	5.05	0.00	792.78
10/10/2022	Sell ETHEREUM	0.00	8.55	0.00	784.23
10/10/2022	Sell ETHEREUM	0.00	12.67	0.00	771.56
10/10/2022	Sell ETHEREUM	0.00	82.91	0.00	688.65
10/10/2022	Sell ETHEREUM	0.00	697.96	0.00	9.31
16/10/2022	Sell ETHEREUM	0.00	0.00	0.65	8.66
16/10/2022	Sell ETHEREUM	0.00	0.00	6.98	1.68
16/10/2022	Sell ETHEREUM	0.00	0.00	76.12	74.44
16/10/2022	Sell ETHEREUM	0.00	0.00	853.74	928.18
16/10/2022	Sell ETHEREUM	0.00	0.65	0.00	927.53
16/10/2022	Sell ETHEREUM	0.00	6.98	0.00	920.55
16/10/2022	Sell ETHEREUM	0.00	76.12	0.00	844.43
16/10/2022	Sell ETHEREUM	0.00	853.74	0.00	9.31
28/10/2022	Sell ETHEREUM	0.00	0.00	12.43	3.12
28/10/2022	Sell ETHEREUM	0.00	12.43	0.00	9.31
31/10/2022	Fee	0.00	0.81	0.00	10.12



Date	Description	Quantity	Debits	Credits	Balance
31/10/2022	Sell ETHEREUM	0.00	0.00	0.81	9.31
31/10/2022	Sell ETHEREUM	0.00	0.00	4.28	5.03
31/10/2022	Sell ETHEREUM	0.00	0.81	0.00	5.84
31/10/2022	Sell ETHEREUM	0.00	4.28	0.00	10.12
08/11/2022	Fee	0.00	2.28	0.00	12.40
08/11/2022	Sell ETHEREUM	0.00	0.00	2.28	10.12
08/11/2022	Sell ETHEREUM	0.00	0.00	4.43	5.69
08/11/2022	Sell ETHEREUM	0.00	0.00	16.46	10.77
08/11/2022	Sell ETHEREUM	0.00	2.28	0.00	8.49
08/11/2022	Sell ETHEREUM	0.00	4.43	0.00	4.06
08/11/2022	Sell ETHEREUM	0.00	16.46	0.00	12.40
22/11/2022	Sell ETHEREUM	0.00	0.00	1.28	11.12
22/11/2022	Sell ETHEREUM	0.00	0.00	82.62	71.50
22/11/2022	Sell ETHEREUM	0.00	0.00	4,085.18	4,156.68
22/11/2022	Sell ETHEREUM	0.00	1.28	0.00	4,155.40
22/11/2022	Sell ETHEREUM	0.00	82.62	0.00	4,072.78
22/11/2022	Sell ETHEREUM	0.00	4,085.18	0.00	12.40
08/01/2023	Sell ETHEREUM	0.00	0.00	6.31	6.09
08/01/2023	Sell ETHEREUM	0.00	6.31	0.00	12.40
09/01/2023	Sell ETHEREUM	0.00	0.00	5.64	6.76

Date	Description	Quantity	Debits	Credits	Balance
09/01/2023	Sell ETHEREUM	0.00	0.00	6.85	0.09
09/01/2023	Sell ETHEREUM	0.00	5.64	0.00	5.55
09/01/2023	Sell ETHEREUM	0.00	6.85	0.00	12.40
14/01/2023	Sell ETHEREUM	0.00	0.00	9.36	3.04
14/01/2023	Sell ETHEREUM	0.00	0.00	13.04	10.00
14/01/2023	Sell ETHEREUM	0.00	9.36	0.00	0.64
14/01/2023	Sell ETHEREUM	0.00	13.04	0.00	12.40
16/01/2023	Sell ETHEREUM	0.00	0.00	12.03	0.37
16/01/2023	Sell ETHEREUM	0.00	12.03	0.00	12.40
17/01/2023	Sell ETHEREUM	0.00	0.00	7.83	4.57
17/01/2023	Sell ETHEREUM	0.00	0.00	10.41	5.84
17/01/2023	Sell ETHEREUM	0.00	7.83	0.00	1.99
17/01/2023	Sell ETHEREUM	0.00	10.41	0.00	12.40
20/01/2023	Sell ETHEREUM	0.00	0.00	7.77	4.63
20/01/2023	Sell ETHEREUM	0.00	7.77	0.00	12.40
22/01/2023	Fee	0.00	1.62	0.00	14.02
22/01/2023	Sell ETHEREUM	0.00	0.00	1.62	12.40
22/01/2023	Sell ETHEREUM	0.00	0.00	8.42	3.98
22/01/2023	Sell ETHEREUM	0.00	1.62	0.00	5.60
22/01/2023	Sell ETHEREUM	0.00	8.42	0.00	14.02

Date	Description	Quantity	Debits	Credits	Balance
10/02/2023	Fee	0.00	2.06	0.00	16.08
10/02/2023	Sell ETHEREUM	0.00	0.00	2.06	14.02
10/02/2023	Sell ETHEREUM	0.00	0.00	9.32	4.70
10/02/2023	Sell ETHEREUM	0.00	2.06	0.00	6.76
10/02/2023	Sell ETHEREUM	0.00	9.32	0.00	16.08
22/02/2023	Sell ETHEREUM	0.00	0.00	2.89	13.19
22/02/2023	Sell ETHEREUM	0.00	0.00	10.06	3.13
22/02/2023	Sell ETHEREUM	0.00	0.00	146.94	143.81
22/02/2023	Sell ETHEREUM	0.00	0.00	342.13	485.94
22/02/2023	Sell ETHEREUM	0.00	2.89	0.00	483.05
22/02/2023	Sell ETHEREUM	0.00	10.06	0.00	472.99
22/02/2023	Sell ETHEREUM	0.00	146.94	0.00	326.05
22/02/2023	Sell ETHEREUM	0.00	342.13	0.00	16.08
05/03/2023	Sell ETHEREUM	0.00	0.00	9.55	6.53
05/03/2023	Sell ETHEREUM	0.00	0.00	24.12	17.59
05/03/2023	Sell ETHEREUM	0.00	0.00	24.20	41.79
05/03/2023	Sell ETHEREUM	0.00	0.00	29.55	71.34
05/03/2023	Sell ETHEREUM	0.00	0.00	38.30	109.64
05/03/2023	Sell ETHEREUM	0.00	0.00	158.45	268.09
05/03/2023	Sell ETHEREUM	0.00	0.00	1,446.94	1,715.03

Date	Description	Quantity	Debits	Credits	Balance
05/03/2023	Sell ETHEREUM	0.00	9.55	0.00	1,705.48
05/03/2023	Sell ETHEREUM	0.00	24.12	0.00	1,681.36
05/03/2023	Sell ETHEREUM	0.00	24.20	0.00	1,657.16
05/03/2023	Sell ETHEREUM	0.00	29.55	0.00	1,627.61
05/03/2023	Sell ETHEREUM	0.00	38.30	0.00	1,589.31
05/03/2023	Sell ETHEREUM	0.00	158.45	0.00	1,430.86
05/03/2023	Sell ETHEREUM	0.00	1,446.94	0.00	16.08
21/03/2023	Fee	0.00	1.20	0.00	17.28
21/03/2023	Sell ETHEREUM	0.00	0.00	1.20	16.08
21/03/2023	Sell ETHEREUM	0.00	1.20	0.00	17.28
05/04/2023	Fee	0.00	3.80	0.00	21.08
05/04/2023	Sell ETHEREUM	0.00	0.00	3.80	17.28
05/04/2023	Sell ETHEREUM	0.00	0.00	14.76	2.52
05/04/2023	Sell ETHEREUM	0.00	0.00	84.23	81.71
05/04/2023	Sell ETHEREUM	0.00	0.00	87.32	169.03
05/04/2023	Sell ETHEREUM	0.00	3.80	0.00	165.23
05/04/2023	Sell ETHEREUM	0.00	14.76	0.00	150.47
05/04/2023	Sell ETHEREUM	0.00	84.23	0.00	66.24
05/04/2023	Sell ETHEREUM	0.00	87.32	0.00	21.08
04/05/2023	Sell ETHEREUM	0.00	0.00	31.60	10.52

Date	Description	Quantity	Debits	Credits	Balance
04/05/2023	Sell ETHEREUM	0.00	0.00	107.70	118.22
04/05/2023	Sell ETHEREUM	0.00	0.00	1,409.41	1,527.63
04/05/2023	Sell ETHEREUM	0.00	31.60	0.00	1,496.03
04/05/2023	Sell ETHEREUM	0.00	107.70	0.00	1,388.33
04/05/2023	Sell ETHEREUM	0.00	1,409.41	0.00	21.08
06/05/2023	Sell ETHEREUM	0.00	0.00	58.60	37.52
06/05/2023	Sell ETHEREUM	0.00	0.00	118.54	156.06
06/05/2023	Sell ETHEREUM	0.00	0.00	323.77	479.83
06/05/2023	Sell ETHEREUM	0.00	58.60	0.00	421.23
06/05/2023	Sell ETHEREUM	0.00	118.54	0.00	302.69
06/05/2023	Sell ETHEREUM	0.00	323.77	0.00	21.08
21/05/2023	Fee	0.00	3.67	0.00	24.75
21/05/2023	Fee	0.00	15.83	0.00	40.58
21/05/2023	Sell ETHEREUM	0.00	0.00	3.67	36.91
21/05/2023	Sell ETHEREUM	0.00	0.00	15.83	21.08
21/05/2023	Sell ETHEREUM	0.00	3.67	0.00	24.75
21/05/2023	Sell ETHEREUM	0.00	15.83	0.00	40.58
23/05/2023	Fee	0.00	0.00	0.00	40.58
23/05/2023	Fee	0.00	0.00	0.00	40.58
23/05/2023	Fee	0.00	0.00	0.00	40.58

Date	Description	Quantity	Debits	Credits	Balance
23/05/2023	Fee	0.00	0.00	0.00	40.58
23/05/2023	Fee	0.00	0.00	0.00	40.58
23/05/2023	Fee	0.00	0.00	0.00	40.58
23/05/2023	Fee	0.00	0.00	0.00	40.58
23/05/2023	Fee	0.00	0.00	0.00	40.58
23/05/2023	Fee	0.00	0.00	0.00	40.58
23/05/2023	Fee	0.00	0.00	0.00	40.58
23/05/2023	Fee	0.00	0.00	0.00	40.58
23/05/2023	Fee	0.00	0.00	0.00	40.58
23/05/2023	Fee	0.00	0.00	0.00	40.58
23/05/2023	Fee	0.00	0.00	0.00	40.58
23/05/2023	Fee	0.00	5.13	0.00	45.71
23/05/2023	Fee	0.00	6.23	0.00	51.94
23/05/2023	Fee	0.00	18.99	0.00	70.93
23/05/2023	Fee	0.00	25.11	0.00	96.04
23/05/2023	Sell ETHEREUM	0.00	0.00	5.13	90.91
23/05/2023	Sell ETHEREUM	0.00	0.00	6.23	84.68
23/05/2023	Sell ETHEREUM	0.00	0.00	18.99	65.69
23/05/2023	Sell ETHEREUM	0.00	0.00	25.11	40.58
23/05/2023	Sell ETHEREUM	0.00	5.13	0.00	45.71

Date	Description	Quantity	Debits	Credits	Balance
23/05/2023	Sell ETHEREUM	0.00	6.23	0.00	51.94
23/05/2023	Sell ETHEREUM	0.00	18.99	0.00	70.93
23/05/2023	Sell ETHEREUM	0.00	25.11	0.00	96.04
26/05/2023	Sell ETHEREUM	0.00	0.00	50.12	45.92
26/05/2023	Sell ETHEREUM	0.00	0.00	492.94	447.02
26/05/2023	Sell ETHEREUM	0.00	50.12	0.00	396.90
26/05/2023	Sell ETHEREUM	0.00	492.94	0.00	96.04
21/06/2023	Sell ETHEREUM	0.00	0.00	40.88	55.16
21/06/2023	Sell ETHEREUM	0.00	40.88	0.00	96.04
30/06/2023	Fee	0.00	0.00	96.04	0.00
30/06/2023	Closing Balance	0.00	0.00	0.00	0.00

**Other Assets - Unsettled Trades / Disposals / Other Assets / Frax Share**

01/07/2022	Opening Balance	0.00	0.00	0.00	0.00
28/10/2022	Sell FXSCOIN	0.00	0.00	457.82	457.82
28/10/2022	Sell FXSCOIN	0.00	0.00	896.72	1,354.54
28/10/2022	Sell FXSCOIN	0.00	457.82	0.00	896.72
28/10/2022	Sell FXSCOIN	0.00	896.72	0.00	0.00
08/11/2022	Sell FXSCOIN	0.00	0.00	698.19	698.19
08/11/2022	Sell FXSCOIN	0.00	698.19	0.00	0.00
13/01/2023	Sell FXSCOIN	0.00	0.00	289.26	289.26

Date	Description	Quantity	Debits	Credits	Balance
13/01/2023	Sell FXSCOIN	0.00	289.26	0.00	0.00
14/01/2023	Sell FXSCOIN	0.00	0.00	36.70	36.70
14/01/2023	Sell FXSCOIN	0.00	36.70	0.00	0.00
16/01/2023	Sell FXSCOIN	0.00	0.00	342.59	342.59
16/01/2023	Sell FXSCOIN	0.00	342.59	0.00	0.00
19/01/2023	Sell FXSCOIN	0.00	0.00	294.46	294.46
19/01/2023	Sell FXSCOIN	0.00	294.46	0.00	0.00
30/06/2023	Closing Balance	0.00	0.00	0.00	0.00
<b>Other Assets - Unsettled Trades / Disposals / Other Assets / Hedron</b>					
01/07/2022	Opening Balance	0.00	0.00	0.00	0.00
05/04/2023	Sell HDRNCOIN	0.00	0.00	29.99	29.99
05/04/2023	Sell HDRNCOIN	0.00	0.00	195.06	225.05
05/04/2023	Sell HDRNCOIN	0.00	29.99	0.00	195.06
05/04/2023	Sell HDRNCOIN	0.00	195.06	0.00	0.00
23/05/2023	Sell HDRNCOIN	0.00	0.00	40.97	40.97
23/05/2023	Sell HDRNCOIN	0.00	40.97	0.00	0.00
30/06/2023	Closing Balance	0.00	0.00	0.00	0.00
<b>Other Assets - Unsettled Trades / Disposals / Other Assets / HEX</b>					
01/07/2022	Opening Balance	0.00	0.00	0.00	0.00
07/10/2022	Sell HEX	0.00	0.00	128.39	128.39



Date	Description	Quantity	Debits	Credits	Balance
07/10/2022	Sell HEX	0.00	0.00	636.97	765.36
07/10/2022	Sell HEX	0.00	128.39	0.00	636.97
07/10/2022	Sell HEX	0.00	636.97	0.00	0.00
10/10/2022	Sell HEX	0.00	0.00	5.15	5.15
10/10/2022	Sell HEX	0.00	0.00	776.82	781.97
10/10/2022	Sell HEX	0.00	5.15	0.00	776.82
10/10/2022	Sell HEX	0.00	776.82	0.00	0.00
16/10/2022	Sell HEX	0.00	0.00	993.34	993.34
16/10/2022	Sell HEX	0.00	993.34	0.00	0.00
28/10/2022	Sell HEX	0.00	0.00	599.57	599.57
28/10/2022	Sell HEX	0.00	599.57	0.00	0.00
08/01/2023	Sell HEX	0.00	0.00	43.05	43.05
08/01/2023	Sell HEX	0.00	0.00	43.69	86.74
08/01/2023	Sell HEX	0.00	0.00	259.79	346.53
08/01/2023	Sell HEX	0.00	0.00	2,560.07	2,906.60
08/01/2023	Sell HEX	0.00	43.05	0.00	2,863.55
08/01/2023	Sell HEX	0.00	43.69	0.00	2,819.86
08/01/2023	Sell HEX	0.00	259.79	0.00	2,560.07
08/01/2023	Sell HEX	0.00	2,560.07	0.00	0.00
14/01/2023	Sell HEX	0.00	0.00	795.87	795.87

Date	Description	Quantity	Debits	Credits	Balance
14/01/2023	Sell HEX	0.00	0.00	1,335.52	2,131.39
14/01/2023	Sell HEX	0.00	0.00	1,618.47	3,749.86
14/01/2023	Sell HEX	0.00	795.87	0.00	2,953.99
14/01/2023	Sell HEX	0.00	1,335.52	0.00	1,618.47
14/01/2023	Sell HEX	0.00	1,618.47	0.00	0.00
16/01/2023	Sell HEX	0.00	0.00	198.63	198.63
16/01/2023	Sell HEX	0.00	0.00	3,621.13	3,819.76
16/01/2023	Sell HEX	0.00	198.63	0.00	3,621.13
16/01/2023	Sell HEX	0.00	3,621.13	0.00	0.00
20/01/2023	Sell HEX	0.00	0.00	266.36	266.36
20/01/2023	Sell HEX	0.00	0.00	1,410.00	1,676.36
20/01/2023	Sell HEX	0.00	266.36	0.00	1,410.00
20/01/2023	Sell HEX	0.00	1,410.00	0.00	0.00
22/01/2023	Sell HEX	0.00	0.00	667.75	667.75
22/01/2023	Sell HEX	0.00	0.00	988.09	1,655.84
22/01/2023	Sell HEX	0.00	667.75	0.00	988.09
22/01/2023	Sell HEX	0.00	988.09	0.00	0.00
05/03/2023	Sell HEX	0.00	0.00	455.83	455.83
05/03/2023	Sell HEX	0.00	0.00	1,076.57	1,532.40
05/03/2023	Sell HEX	0.00	455.83	0.00	1,076.57

Date	Description	Quantity	Debits	Credits	Balance
05/03/2023	Sell HEX	0.00	1,076.57	0.00	0.00
21/03/2023	Sell HEX	0.00	0.00	750.52	750.52
21/03/2023	Sell HEX	0.00	750.52	0.00	0.00
04/05/2023	Sell HEX	0.00	0.00	1,583.07	1,583.07
04/05/2023	Sell HEX	0.00	1,583.07	0.00	0.00
06/05/2023	Sell HEX	0.00	0.00	454.16	454.16
06/05/2023	Sell HEX	0.00	454.16	0.00	0.00
21/05/2023	Sell HEX	0.00	0.00	212.78	212.78
21/05/2023	Sell HEX	0.00	0.00	317.45	530.23
21/05/2023	Sell HEX	0.00	212.78	0.00	317.45
21/05/2023	Sell HEX	0.00	317.45	0.00	0.00
23/05/2023	Sell HEX	0.00	0.00	41.95	41.95
23/05/2023	Sell HEX	0.00	0.00	187.65	229.60
23/05/2023	Sell HEX	0.00	41.95	0.00	187.65
23/05/2023	Sell HEX	0.00	187.65	0.00	0.00
30/06/2023	Closing Balance	0.00	0.00	0.00	0.00
<b>Other Assets - Unsettled Trades / Disposals / Other Assets / Kishu Inu</b>					
01/07/2022	Opening Balance	0.00	0.00	0.00	0.00
08/11/2022	Sell KISHUCOIN	0.00	0.00	0.91	0.91
08/11/2022	Sell KISHUCOIN	0.00	0.00	65.33	66.24

Date	Description	Quantity	Debits	Credits	Balance
08/11/2022	Sell KISHUCOIN	0.00	0.91	0.00	65.33
08/11/2022	Sell KISHUCOIN	0.00	65.33	0.00	0.00
30/06/2023	Closing Balance	0.00	0.00	0.00	0.00
<b>Other Assets - Unsettled Trades / Disposals / Other Assets / Polygon</b>					
01/07/2022	Opening Balance	0.00	0.00	0.00	0.00
26/05/2023	Sell MATIC	0.00	0.00	13.77	13.77
26/05/2023	Sell MATIC	0.00	13.77	0.00	0.00
30/06/2023	Closing Balance	0.00	0.00	0.00	0.00
<b>Other Assets - Unsettled Trades / Disposals / Other Assets / SHIBCOIN</b>					
01/07/2022	Opening Balance	0.00	0.00	0.00	0.00
29/11/2022	Sell SHIB	0.00	0.00	0.03	0.03
29/11/2022	Sell SHIB	0.00	0.00	696.42	696.45
29/11/2022	Sell SHIB	0.00	0.03	0.00	696.42
29/11/2022	Sell SHIB	0.00	696.42	0.00	0.00
30/06/2023	Closing Balance	0.00	0.00	0.00	0.00
<b>Other Assets - Unsettled Trades / Disposals / Other Assets / US Dollar</b>					
01/07/2022	Opening Balance	0.00	0.00	0.00	0.00
09/09/2022	Sell USDCRYPTO	0.00	0.00	1,473.92	1,473.92
09/09/2022	Sell USDCRYPTO	0.00	1,473.92	0.00	0.00
15/09/2022	Sell USDCRYPTO	0.00	0.00	294.10	294.10

Date	Description	Quantity	Debits	Credits	Balance
15/09/2022	Sell USDCRYPTO	0.00	0.00	1,188.69	1,482.79
15/09/2022	Sell USDCRYPTO	0.00	294.10	0.00	1,188.69
15/09/2022	Sell USDCRYPTO	0.00	1,188.69	0.00	0.00
16/09/2022	Sell USDCRYPTO	0.00	0.00	1,482.79	1,482.79
16/09/2022	Sell USDCRYPTO	0.00	1,482.79	0.00	0.00
30/06/2023	Closing Balance	0.00	0.00	0.00	0.00
<b>Other Assets - Unsettled Trades / Disposals / Other Assets / USDT (Tether)</b>					
01/07/2022	Opening Balance	0.00	0.00	0.00	0.00
02/07/2022	Sell USDT1	0.00	0.00	148.28	148.28
02/07/2022	Sell USDT1	0.00	0.00	14,531.11	14,679.39
02/07/2022	Sell USDT1	0.00	148.28	0.00	14,531.11
02/07/2022	Sell USDT1	0.00	14,531.11	0.00	0.00
15/07/2022	Sell USDT1	0.00	0.00	148.36	148.36
15/07/2022	Sell USDT1	0.00	148.36	0.00	0.00
17/07/2022	Sell USDT1	0.00	0.00	142.99	142.99
17/07/2022	Sell USDT1	0.00	0.00	147.33	290.32
17/07/2022	Sell USDT1	0.00	0.00	1,330.34	1,620.66
17/07/2022	Sell USDT1	0.00	142.99	0.00	1,477.67
17/07/2022	Sell USDT1	0.00	147.33	0.00	1,330.34
17/07/2022	Sell USDT1	0.00	1,330.34	0.00	0.00

Date	Description	Quantity	Debits	Credits	Balance
20/07/2022	Sell USDT1	0.00	0.00	13.33	13.33
20/07/2022	Sell USDT1	0.00	0.00	7,229.28	7,242.61
20/07/2022	Sell USDT1	0.00	13.33	0.00	7,229.28
20/07/2022	Sell USDT1	0.00	7,229.28	0.00	0.00
28/07/2022	Sell USDT1	0.00	0.00	73.02	73.02
28/07/2022	Sell USDT1	0.00	0.00	1,431.68	1,504.70
28/07/2022	Sell USDT1	0.00	0.00	2,863.36	4,368.06
28/07/2022	Sell USDT1	0.00	0.00	2,863.36	7,231.42
28/07/2022	Sell USDT1	0.00	73.02	0.00	7,158.40
28/07/2022	Sell USDT1	0.00	1,431.68	0.00	5,726.72
28/07/2022	Sell USDT1	0.00	2,863.36	0.00	2,863.36
28/07/2022	Sell USDT1	0.00	2,863.36	0.00	0.00
29/07/2022	Sell USDT1	0.00	0.00	1,432.23	1,432.23
29/07/2022	Sell USDT1	0.00	1,432.23	0.00	0.00
08/08/2022	Sell USDT1	0.00	0.00	295.26	295.26
08/08/2022	Sell USDT1	0.00	295.26	0.00	0.00
09/09/2022	Sell USDT1	0.00	0.00	1,473.92	1,473.92
09/09/2022	Sell USDT1	0.00	1,473.92	0.00	0.00
22/09/2022	Sell USDT1	0.00	0.00	29.91	29.91
22/09/2022	Sell USDT1	0.00	29.91	0.00	0.00

Date	Description	Quantity	Debits	Credits	Balance
26/09/2022	Sell USDT1	0.00	0.00	153.19	153.19
26/09/2022	Sell USDT1	0.00	0.00	612.75	765.94
26/09/2022	Sell USDT1	0.00	153.19	0.00	612.75
26/09/2022	Sell USDT1	0.00	612.75	0.00	0.00
04/10/2022	Sell USDT1	0.00	0.00	153.76	153.76
04/10/2022	Sell USDT1	0.00	153.76	0.00	0.00
06/10/2022	Sell USDT1	0.00	0.00	1,637.03	1,637.03
06/10/2022	Sell USDT1	0.00	1,637.03	0.00	0.00
27/10/2022	Sell USDT1	0.00	0.00	66.35	66.35
27/10/2022	Sell USDT1	0.00	0.00	73.16	139.51
27/10/2022	Sell USDT1	0.00	0.00	156.74	296.25
27/10/2022	Sell USDT1	0.00	66.35	0.00	229.90
27/10/2022	Sell USDT1	0.00	73.16	0.00	156.74
27/10/2022	Sell USDT1	0.00	156.74	0.00	0.00
31/10/2022	Sell USDT1	0.00	0.00	545.50	545.50
31/10/2022	Sell USDT1	0.00	545.50	0.00	0.00
08/11/2022	Sell USDT1	0.00	0.00	60.03	60.03
08/11/2022	Sell USDT1	0.00	60.03	0.00	0.00
28/11/2022	Sell USDT1	0.00	0.00	136.86	136.86
28/11/2022	Sell USDT1	0.00	0.00	278.22	415.08

Date	Description	Quantity	Debits	Credits	Balance
28/11/2022	Sell USDT1	0.00	136.86	0.00	278.22
28/11/2022	Sell USDT1	0.00	278.22	0.00	0.00
02/12/2022	Sell USDT1	0.00	0.00	15.83	15.83
02/12/2022	Sell USDT1	0.00	0.00	155.15	170.98
02/12/2022	Sell USDT1	0.00	15.83	0.00	155.15
02/12/2022	Sell USDT1	0.00	155.15	0.00	0.00
17/12/2022	Sell USDT1	0.00	0.00	268.06	268.06
17/12/2022	Sell USDT1	0.00	268.06	0.00	0.00
20/12/2022	Sell USDT1	0.00	0.00	16.17	16.17
20/12/2022	Sell USDT1	0.00	0.00	62.59	78.76
20/12/2022	Sell USDT1	0.00	16.17	0.00	62.59
20/12/2022	Sell USDT1	0.00	62.59	0.00	0.00
28/12/2022	Sell USDT1	0.00	0.00	182.50	182.50
28/12/2022	Sell USDT1	0.00	182.50	0.00	0.00
30/12/2022	Sell USDT1	0.00	0.00	35.46	35.46
30/12/2022	Sell USDT1	0.00	0.00	217.95	253.41
30/12/2022	Sell USDT1	0.00	35.46	0.00	217.95
30/12/2022	Sell USDT1	0.00	217.95	0.00	0.00
07/01/2023	Sell USDT1	0.00	0.00	340.07	340.07
07/01/2023	Sell USDT1	0.00	340.07	0.00	0.00



Date	Description	Quantity	Debits	Credits	Balance
09/01/2023	Sell USDT1	0.00	0.00	10.85	10.85
09/01/2023	Sell USDT1	0.00	0.00	72.30	83.15
09/01/2023	Sell USDT1	0.00	0.00	93.78	176.93
09/01/2023	Sell USDT1	0.00	0.00	169.05	345.98
09/01/2023	Sell USDT1	0.00	0.00	178.75	524.73
09/01/2023	Sell USDT1	0.00	0.00	245.98	770.71
09/01/2023	Sell USDT1	0.00	0.00	248.93	1,019.64
09/01/2023	Sell USDT1	0.00	0.00	265.63	1,285.27
09/01/2023	Sell USDT1	0.00	0.00	406.87	1,692.14
09/01/2023	Sell USDT1	0.00	0.00	1,211.78	2,903.92
09/01/2023	Sell USDT1	0.00	10.85	0.00	2,893.07
09/01/2023	Sell USDT1	0.00	72.30	0.00	2,820.77
09/01/2023	Sell USDT1	0.00	93.78	0.00	2,726.99
09/01/2023	Sell USDT1	0.00	169.05	0.00	2,557.94
09/01/2023	Sell USDT1	0.00	178.75	0.00	2,379.19
09/01/2023	Sell USDT1	0.00	245.98	0.00	2,133.21
09/01/2023	Sell USDT1	0.00	248.93	0.00	1,884.28
09/01/2023	Sell USDT1	0.00	265.63	0.00	1,618.65
09/01/2023	Sell USDT1	0.00	406.87	0.00	1,211.78
09/01/2023	Sell USDT1	0.00	1,211.78	0.00	0.00

Date	Description	Quantity	Debits	Credits	Balance
14/01/2023	Sell USDT1	0.00	0.00	1,669.16	1,669.16
14/01/2023	Sell USDT1	0.00	0.00	2,073.03	3,742.19
14/01/2023	Sell USDT1	0.00	1,669.16	0.00	2,073.03
14/01/2023	Sell USDT1	0.00	2,073.03	0.00	0.00
15/01/2023	Sell USDT1	0.00	0.00	144.76	144.76
15/01/2023	Sell USDT1	0.00	0.00	288.09	432.85
15/01/2023	Sell USDT1	0.00	144.76	0.00	288.09
15/01/2023	Sell USDT1	0.00	288.09	0.00	0.00
17/01/2023	Sell USDT1	0.00	0.00	14.29	14.29
17/01/2023	Sell USDT1	0.00	0.00	144.53	158.82
17/01/2023	Sell USDT1	0.00	0.00	287.54	446.36
17/01/2023	Sell USDT1	0.00	0.00	955.23	1,401.59
17/01/2023	Sell USDT1	0.00	0.00	1,180.10	2,581.69
17/01/2023	Sell USDT1	0.00	0.00	1,235.55	3,817.24
17/01/2023	Sell USDT1	0.00	14.29	0.00	3,802.95
17/01/2023	Sell USDT1	0.00	144.53	0.00	3,658.42
17/01/2023	Sell USDT1	0.00	287.54	0.00	3,370.88
17/01/2023	Sell USDT1	0.00	955.23	0.00	2,415.65
17/01/2023	Sell USDT1	0.00	1,180.10	0.00	1,235.55
17/01/2023	Sell USDT1	0.00	1,235.55	0.00	0.00

Date	Description	Quantity	Debits	Credits	Balance
21/01/2023	Sell USDT1	0.00	0.00	145.08	145.08
21/01/2023	Sell USDT1	0.00	145.08	0.00	0.00
08/02/2023	Sell USDT1	0.00	0.00	144.96	144.96
08/02/2023	Sell USDT1	0.00	144.96	0.00	0.00
10/02/2023	Sell USDT1	0.00	0.00	1,401.38	1,401.38
10/02/2023	Sell USDT1	0.00	0.00	1,478.17	2,879.55
10/02/2023	Sell USDT1	0.00	1,401.38	0.00	1,478.17
10/02/2023	Sell USDT1	0.00	1,478.17	0.00	0.00
16/02/2023	Sell USDT1	0.00	0.00	73.06	73.06
16/02/2023	Sell USDT1	0.00	73.06	0.00	0.00
22/02/2023	Sell USDT1	0.00	0.00	117.23	117.23
22/02/2023	Sell USDT1	0.00	0.00	145.99	263.22
22/02/2023	Sell USDT1	0.00	0.00	190.41	453.63
22/02/2023	Sell USDT1	0.00	117.23	0.00	336.40
22/02/2023	Sell USDT1	0.00	145.99	0.00	190.41
22/02/2023	Sell USDT1	0.00	190.41	0.00	0.00
08/03/2023	Sell USDT1	0.00	0.00	331.49	331.49
08/03/2023	Sell USDT1	0.00	331.49	0.00	0.00
30/06/2023	Closing Balance	0.00	0.00	0.00	0.00

**Other Assets - Unsettled Trades / Disposals / Other Assets / XRP**

Date	Description	Quantity	Debits	Credits	Balance
01/07/2022	Opening Balance	0.00	0.00	0.00	0.00
30/09/2022	Sell XRP	0.00	0.00	22.17	22.17
30/09/2022	Sell XRP	0.00	22.17	0.00	0.00
06/10/2022	Sell XRP	0.00	0.00	18.12	18.12
06/10/2022	Sell XRP	0.00	0.00	792.41	810.53
06/10/2022	Sell XRP	0.00	18.12	0.00	792.41
06/10/2022	Sell XRP	0.00	792.41	0.00	0.00
30/06/2023	Closing Balance	0.00	0.00	0.00	0.00
<b>Other Assets - Unsettled Trades / Disposals / Cryptocurrency Wallet</b>					
01/07/2022	Opening Balance	0.00	0.00	0.00	0.00
30/06/2023	Realised Gain	0.00	0.00	3,410.50	3,410.50
30/06/2023	Realised Gain	0.00	3,410.50	0.00	0.00
30/06/2023	Closing Balance	0.00	0.00	0.00	0.00
<b>Other Assets - Receivables / Investment Income Receivable / Foreign Income / Foreign Dividend / Shares in Listed Companies - Foreign / Gold Royalty Corp</b>					
01/07/2022	Opening Balance	0.00	0.00	0.00	0.00
06/07/2022	JNL1513714 GROY:US Intl Div Ex:16/06/22	0.00	0.00	3.64	3.64
06/07/2022	JNL1513714 GROY:US Intl Div Ex:16/06/22	0.00	3.64	0.00	0.00
30/09/2022	GROY 1.5380C	0.00	3.86	0.00	3.86
26/10/2022	GROY 1.5380C	0.00	0.00	3.86	0.00
30/12/2022	GROY 1.4760C	0.00	3.71	0.00	3.71

Date	Description	Quantity	Debits	Credits	Balance
19/01/2023	GROY 1.4760C	0.00	0.00	3.71	0.00
13/04/2023	GROY 1.4923C	0.00	3.70	0.00	3.70
24/04/2023	GROY 1.4923C	0.00	0.00	3.70	0.00
30/06/2023	Closing Balance	0.00	0.00	0.00	0.00
<b>Other Assets - Receivables / Investment Income Receivable / General Taxable Income / Other Assets / ETHPoW</b>					
01/07/2022	Opening Balance	0.00	0.00	0.00	0.00
20/09/2022	Investment Income	0.00	0.00	0.16	0.16
20/09/2022	Investment Income	0.00	0.16	0.00	0.00
30/06/2023	Closing Balance	0.00	0.00	0.00	0.00
<b>Other Assets - Receivables / Investment Income Receivable / Interest / Cash At Bank / CBA Bank Account</b>					
01/07/2022	Opening Balance	0.00	0.00	0.00	0.00
01/03/2023	Credit Interest	0.00	0.00	0.06	0.06
01/03/2023	Credit Interest	0.00	0.06	0.00	0.00
01/04/2023	Credit Interest	0.00	0.00	0.36	0.36
01/04/2023	Credit Interest	0.00	0.36	0.00	0.00
01/05/2023	Credit Interest	0.00	0.00	0.48	0.48
01/05/2023	Credit Interest	0.00	0.48	0.00	0.00
01/06/2023	Credit Interest	0.00	0.00	0.13	0.13
01/06/2023	Credit Interest	0.00	0.13	0.00	0.00
30/06/2023	Closing Balance	0.00	0.00	0.00	0.00

Date	Description	Quantity	Debits	Credits	Balance
<b>Other Assets - Receivables / Member Income Receivable / Contributions / Mr Michael King</b>					
01/07/2022	Opening Balance	0.00	0.00	0.00	0.00
23/08/2022	Contribution Received	0.00	0.00	1,500.00	1,500.00
23/08/2022	Transfer from xx7903 NetBank MandM to SMSF	0.00	1,500.00	0.00	0.00
11/01/2023	Contribution Received	0.00	0.00	750.00	750.00
11/01/2023	Transfer from xx7903 NetBank MandM to SMSF	0.00	750.00	0.00	0.00
21/01/2023	Contribution Received	0.00	0.00	1,000.00	1,000.00
21/01/2023	Transfer from xx7903 CommBank app MandM to SMSF	0.00	1,000.00	0.00	0.00
04/04/2023	Contribution Received	0.00	0.00	800.00	800.00
04/04/2023	Transfer from xx7903 NetBank MandM to SMSF	0.00	800.00	0.00	0.00
06/06/2023	Contribution Received	0.00	0.00	500.00	500.00
06/06/2023	Transfer from xx7903 NetBank MandM to SMSF	0.00	500.00	0.00	0.00
28/06/2023	Contribution Received	0.00	0.00	2,000.00	2,000.00
28/06/2023	Transfer from xx7903 NetBank MandM to SMSF	0.00	2,000.00	0.00	0.00
30/06/2023	Closing Balance	0.00	0.00	0.00	0.00
<b>Other Assets - Receivables / Member Income Receivable / Contributions / Mrs Muh-Ling Chang</b>					
01/07/2022	Opening Balance	0.00	0.00	0.00	0.00

Date	Description	Quantity	Debits	Credits	Balance
23/08/2022	Contribution Received	0.00	0.00	1,500.00	1,500.00
23/08/2022	Transfer from xx7903 NetBank MandM to SMSF	0.00	1,500.00	0.00	0.00
11/01/2023	Contribution Received	0.00	0.00	750.00	750.00
11/01/2023	Transfer from xx7903 NetBank MandM to SMSF	0.00	750.00	0.00	0.00
21/01/2023	Contribution Received	0.00	0.00	1,000.00	1,000.00
21/01/2023	Transfer from xx7903 CommBank app MandM to SMSF	0.00	1,000.00	0.00	0.00
04/04/2023	Contribution Received	0.00	0.00	800.00	800.00
04/04/2023	Transfer from xx7903 NetBank MandM to SMSF	0.00	800.00	0.00	0.00
06/06/2023	Contribution Received	0.00	0.00	500.00	500.00
06/06/2023	Transfer from xx7903 NetBank MandM to SMSF	0.00	500.00	0.00	0.00
28/06/2023	Contribution Received	0.00	0.00	2,000.00	2,000.00
28/06/2023	Transfer from xx7903 NetBank MandM to SMSF	0.00	2,000.00	0.00	0.00
30/06/2023	Closing Balance	0.00	0.00	0.00	0.00
<b>Other Assets - Receivables / Sundry Debtors / Sundry</b>					
01/07/2022	Opening Balance	0.00	0.00	0.00	12,096.05
11/07/2022	Sundry Debtors	0.00	3,465.00	0.00	15,561.05
24/04/2023	UNITED1624802867343 Card xx0419 Value Date: 17/04/2023	0.00	0.00	1.90	15,559.15

Date	Description	Quantity	Debits	Credits	Balance
24/04/2023	UNITED1624802867343 Card xx0419 Value Date: 17/04/2023	0.00	1.90	0.00	15,561.05
30/06/2023	Closing Balance	0.00	0.00	0.00	15,561.05
<b>Other Assets - Current Tax Assets / Income Tax Payable</b>					
01/07/2022	Opening Balance	0.00	0.00	0.00	2,826.95
01/07/2022	Fund Tax Finalisation	0.00	1,527.00	0.00	1,299.95
11/01/2023	Fund Income Tax Payment	0.00	2,826.95	0.00	1,527.00
30/06/2023	Closing Balance	0.00	0.00	0.00	1,527.00
<b>Other Assets - Current Tax Assets / Provision for Income Tax</b>					
01/07/2022	Opening Balance	0.00	0.00	0.00	0.00
15/07/2022	Tax Effect Of Income	0.00	66.19	0.00	66.19
15/08/2022	Tax Effect Of Income	0.00	66.19	0.00	132.38
15/09/2022	Tax Effect Of Income	0.00	66.19	0.00	198.57
17/10/2022	Tax Effect Of Income	0.00	66.19	0.00	264.76
15/11/2022	Tax Effect Of Income	0.00	66.19	0.00	330.95
15/12/2022	Tax Effect Of Income	0.00	66.19	0.00	397.14
16/01/2023	Tax Effect Of Income	0.00	66.19	0.00	463.33
15/02/2023	Tax Effect Of Income	0.00	66.19	0.00	529.52
15/03/2023	Tax Effect Of Income	0.00	66.19	0.00	595.71
17/04/2023	Tax Effect Of Income	0.00	82.52	0.00	678.23



Date	Description	Quantity	Debits	Credits	Balance
17/04/2023	Tax Effect Of Income	0.00	224.18	0.00	902.41
15/05/2023	Tax Effect Of Income	0.00	82.52	0.00	984.93
15/06/2023	Tax Effect Of Income	0.00	82.52	0.00	1,067.45
30/06/2023	Tax Effect Of Income	0.00	0.00	1,067.45	0.00
30/06/2023	Closing Balance	0.00	0.00	0.00	0.00
<b>Other Assets - Current Tax Assets / Foreign Tax Credits / Shares in Listed Companies - Foreign / Gold Royalty Corp</b>					
01/07/2022	Opening Balance	0.00	0.00	0.00	0.00
06/07/2022	JNL1513714 GROY:US Intl Div Ex:16/06/22	0.00	1.22	0.00	1.22
30/09/2022	GROY 1.5380C	0.00	1.29	0.00	2.51
30/12/2022	GROY 1.4760C	0.00	1.24	0.00	3.75
13/04/2023	GROY 1.4923C	0.00	1.24	0.00	4.99
30/06/2023	Closing Balance	0.00	0.00	0.00	4.99
<b>Other Assets - Current Tax Assets / Excessive Foreign Tax Credit Writeoff</b>					
01/07/2022	Opening Balance	0.00	0.00	0.00	0.00
30/06/2023	Excessive foreign tax credit written off	0.00	0.00	4.99	4.99
30/06/2023	Closing Balance	0.00	0.00	0.00	4.99
<b>Other Assets - Current Tax Assets / Income Tax Instalments Paid</b>					
01/07/2022	Opening Balance	0.00	0.00	0.00	1,527.00
01/07/2022	Fund Tax Finalisation	0.00	0.00	1,527.00	0.00
30/06/2023	Closing Balance	0.00	0.00	0.00	0.00

Date	Description	Quantity	Debits	Credits	Balance
<b>Other Creditors and Accruals / Bank Fees / Cash At Bank / CBA Bank Account</b>					
01/07/2022	Opening Balance	0.00	0.00	0.00	0.00
27/03/2023	Unpaid Payment Fee	0.00	0.00	5.00	5.00
27/03/2023	Unpaid Payment Fee	0.00	5.00	0.00	0.00
30/06/2023	Closing Balance	0.00	0.00	0.00	0.00
<b>Other Creditors and Accruals / Investment Management Fee</b>					
01/07/2022	Opening Balance	0.00	0.00	0.00	0.00
30/06/2023	Fund General Expense	0.00	0.00	96.04	96.04
30/06/2023	Fund General Expense	0.00	96.04	0.00	0.00
30/06/2023	Closing Balance	0.00	0.00	0.00	0.00
<b>Income Tax Suspense</b>					
01/07/2022	Opening Balance	0.00	0.00	0.00	0.00
11/01/2023	Fund Income Tax Payment	0.00	0.00	3,085.95	3,085.95
11/01/2023	Fund Income Tax Payment	0.00	3,085.95	0.00	0.00
30/06/2023	Closing Balance	0.00	0.00	0.00	0.00
<b>Other Taxes Payable / Activity Statement Payable/Refundable</b>					
01/07/2022	Opening Balance	0.00	0.00	0.00	509.00
11/01/2023	Fund Activity Statement	0.00	509.00	0.00	0.00
30/06/2023	Closing Balance	0.00	0.00	0.00	0.00
<b>Fund Suspense / CBA Bank Account</b>					

Date	Description	Quantity	Debits	Credits	Balance
01/07/2022	Opening Balance	0.00	0.00	0.00	0.00
09/07/2022	Transfer to other Bank NetBank CMC GTXUS	0.00	2,000.00	0.00	2,000.00
11/07/2022	Direct Debit 507156 QUANTUMACCOUNTI QUANTUMAC_M2EWWuFB	0.00	0.00	3,465.00	1,465.00
11/07/2022	Direct Debit 507156 QUANTUMACCOUNTI QUANTUMAC_M2EWWuFB	0.00	3,465.00	0.00	2,000.00
11/07/2022	Transfer to other Bank NetBank CMC GTXUS	0.00	0.00	2,000.00	0.00
15/07/2022	Direct Debit 523294 NEOS LIFE 111603075/9859534	0.00	0.00	441.28	441.28
15/07/2022	Direct Debit 523294 NEOS LIFE 111603075/9859534	0.00	441.28	0.00	0.00
22/07/2022	TAX OFFICE PAYMENTS NetBank BPAY 75556 001291846850263860 ATO Mar22 PAYG	0.00	1,018.00	0.00	1,018.00
15/08/2022	Direct Debit 523294 NEOS LIFE 111603075/10290223	0.00	0.00	441.28	576.72
15/08/2022	Direct Debit 523294 NEOS LIFE 111603075/10290223	0.00	441.28	0.00	1,018.00
23/08/2022	Transfer from xx7903 NetBank MandM to SMSF	0.00	0.00	3,000.00	1,982.00
23/08/2022	Transfer from xx7903 NetBank MandM to SMSF	0.00	3,000.00	0.00	1,018.00
15/09/2022	Direct Debit 523294 NEOS LIFE 111603075/10760538	0.00	0.00	441.28	576.72
15/09/2022	Direct Debit 523294 NEOS LIFE 111603075/10760538	0.00	441.28	0.00	1,018.00
17/10/2022	Direct Debit 523294 NEOS LIFE 111603075/11164260	0.00	0.00	441.28	576.72

Date	Description	Quantity	Debits	Credits	Balance
17/10/2022	Direct Debit 523294 NEOS LIFE 111603075/11164260	0.00	441.28	0.00	1,018.00
15/11/2022	Direct Debit 523294 NEOS LIFE 111603075/11555002	0.00	0.00	441.28	576.72
15/11/2022	Direct Debit 523294 NEOS LIFE 111603075/11555002	0.00	441.28	0.00	1,018.00
15/12/2022	Direct Debit 523294 NEOS LIFE 111603075/11931981	0.00	0.00	441.28	576.72
15/12/2022	Direct Debit 523294 NEOS LIFE 111603075/11931981	0.00	441.28	0.00	1,018.00
11/01/2023	TAX OFFICE PAYMENTS NetBank BPAY 75556 001291846850263860 ATO Mar22 PAYG	0.00	0.00	1,018.00	0.00
11/01/2023	TAX OFFICE PAYMENTS NetBank BPAY 75556 551008431203458821 ATO	0.00	0.00	509.00	509.00
11/01/2023	TAX OFFICE PAYMENTS NetBank BPAY 75556 551008431203458821 ATO	0.00	0.00	3,085.95	3,594.95
11/01/2023	TAX OFFICE PAYMENTS NetBank BPAY 75556 551008431203458821 ATO	0.00	1,018.00	0.00	2,576.95
11/01/2023	TAX OFFICE PAYMENTS NetBank BPAY 75556 551008431203458821 ATO	0.00	2,576.95	0.00	0.00
11/01/2023	Transfer from xx7903 NetBank MandM to SMSF	0.00	0.00	1,500.00	1,500.00
11/01/2023	Transfer from xx7903 NetBank MandM to SMSF	0.00	1,500.00	0.00	0.00
16/01/2023	Direct Debit 523294 NEOS LIFE 111603075/12282960	0.00	0.00	441.28	441.28
16/01/2023	Direct Debit 523294 NEOS LIFE 111603075/12282960	0.00	441.28	0.00	0.00

Date	Description	Quantity	Debits	Credits	Balance
21/01/2023	Transfer from xx7903 CommBank app MandM to SMSF	0.00	0.00	2,000.00	2,000.00
21/01/2023	Transfer from xx7903 CommBank app MandM to SMSF	0.00	2,000.00	0.00	0.00
15/02/2023	Direct Debit 523294 NEOS LIFE 111603075/12630792	0.00	0.00	441.28	441.28
15/02/2023	Direct Debit 523294 NEOS LIFE 111603075/12630792	0.00	441.28	0.00	0.00
01/03/2023	Credit Interest	0.00	0.00	0.06	0.06
01/03/2023	Credit Interest	0.00	0.06	0.00	0.00
15/03/2023	Direct Debit 523294 NEOS LIFE 111603075/12969447	0.00	0.00	441.28	441.28
15/03/2023	Direct Debit 523294 NEOS LIFE 111603075/12969447	0.00	441.28	0.00	0.00
27/03/2023	Direct Debit 002631 BT Life Insuranc Y0889241 062-227	0.00	0.00	5,662.60	5,662.60
27/03/2023	Direct Debit 002631 BT Life Insuranc Y0889241 062-227	0.00	5,662.60	0.00	0.00
27/03/2023	Return 27/03/23 Direct Debit 002631 BT Life Insuranc Y0889241 062-227	0.00	0.00	5,662.60	5,662.60
27/03/2023	Return 27/03/23 Direct Debit 002631 BT Life Insuranc Y0889241 062-227	0.00	5,662.60	0.00	0.00
27/03/2023	Unpaid Payment Fee	0.00	0.00	5.00	5.00
27/03/2023	Unpaid Payment Fee	0.00	5.00	0.00	0.00
01/04/2023	Credit Interest	0.00	0.00	0.36	0.36
01/04/2023	Credit Interest	0.00	0.36	0.00	0.00

Date	Description	Quantity	Debits	Credits	Balance
04/04/2023	Transfer from xx7903 NetBank MandM to SMSF	0.00	0.00	1,600.00	1,600.00
04/04/2023	Transfer from xx7903 NetBank MandM to SMSF	0.00	1,600.00	0.00	0.00
17/04/2023	Direct Debit 002631 BT Life Insuranc Y0889241 062-227	0.00	0.00	1,494.54	1,494.54
17/04/2023	Direct Debit 002631 BT Life Insuranc Y0889241 062-227	0.00	1,570.76	0.00	76.22
17/04/2023	Direct Debit 523294 NEOS LIFE 111603075/13295130	0.00	0.00	550.15	473.93
17/04/2023	Direct Debit 523294 NEOS LIFE 111603075/13295130	0.00	550.15	0.00	76.22
24/04/2023	UNITED1624802867343 Card xx0419 Value Date: 17/04/2023	0.00	0.00	1.90	74.32
24/04/2023	UNITED1624802867343 Card xx0419 Value Date: 17/04/2023	0.00	1.90	0.00	76.22
01/05/2023	Credit Interest	0.00	0.00	0.48	75.74
01/05/2023	Credit Interest	0.00	0.48	0.00	76.22
15/05/2023	Direct Debit 523294 NEOS LIFE 111603075/13602704	0.00	0.00	550.15	473.93
15/05/2023	Direct Debit 523294 NEOS LIFE 111603075/13602704	0.00	550.15	0.00	76.22
18/05/2023	Direct Credit 031165 BT Insurance Y0889241	0.00	0.00	76.22	0.00
18/05/2023	Direct Credit 031165 BT Insurance Y0889241	0.00	76.22	0.00	76.22
18/05/2023	Direct Debit 002631 BT Life Insuranc Y0889241 062-227	0.00	0.00	76.22	0.00
01/06/2023	Credit Interest	0.00	0.00	0.13	0.13

Date	Description	Quantity	Debits	Credits	Balance
01/06/2023	Credit Interest	0.00	0.13	0.00	0.00
06/06/2023	Transfer from xx7903 NetBank MandM to SMSF	0.00	0.00	1,000.00	1,000.00
06/06/2023	Transfer from xx7903 NetBank MandM to SMSF	0.00	1,000.00	0.00	0.00
15/06/2023	Direct Debit 523294 NEOS LIFE 111603075/13909748	0.00	0.00	550.15	550.15
15/06/2023	Direct Debit 523294 NEOS LIFE 111603075/13909748	0.00	550.15	0.00	0.00
28/06/2023	Transfer from xx7903 NetBank MandM to SMSF	0.00	0.00	4,000.00	4,000.00
28/06/2023	Transfer from xx7903 NetBank MandM to SMSF	0.00	4,000.00	0.00	0.00
30/06/2023	Closing Balance	0.00	0.00	0.00	0.00
<b>Fund Suspense / CMC Cash Account</b>					
01/07/2022	Opening Balance	0.00	0.00	0.00	0.00
06/07/2022	JNL1513714 GROY:US Intl Div Ex:16/06/22	0.00	0.00	3.64	3.64
06/07/2022	JNL1513714 GROY:US Intl Div Ex:16/06/22	0.00	3.64	0.00	0.00
11/07/2022	EXTERNAL - CMC GTXUS TRANSFER S	0.00	0.00	2,000.00	2,000.00
11/07/2022	EXTERNAL - CMC GTXUS TRANSFER S	0.00	2,000.00	0.00	0.00
14/07/2022	Bght 191 GTX:US @ 10.9581 19706665	0.00	0.00	2,093.00	2,093.00
14/07/2022	Bght 191 GTX:US @ 10.9581 19706665	0.00	2,093.00	0.00	0.00
26/10/2022	JNL1625871 GROY:US Intl Div Ex:19/09/22	0.00	0.00	3.86	3.86

Date	Description	Quantity	Debits	Credits	Balance
26/10/2022	JNL1625871 GROY:US Intl Div Ex:19/09/22	0.00	3.86	0.00	0.00
19/01/2023	JNL1735040 GROY:US Intl Div Ex:14/12/22	0.00	0.00	3.71	3.71
19/01/2023	JNL1735040 GROY:US Intl Div Ex:14/12/22	0.00	3.71	0.00	0.00
24/04/2023	JNL1840210 GROY:US Intl Div Ex:30/03/23	0.00	0.00	3.70	3.70
24/04/2023	JNL1840210 GROY:US Intl Div Ex:30/03/23	0.00	3.70	0.00	0.00
30/06/2023	Closing Balance	0.00	0.00	0.00	0.00
<b>Member Entitlement Accounts / Mr Michael King / Accumulation</b>					
01/07/2022	Opening Balance	0.00	0.00	0.00	43,720.11
15/07/2022	Direct Debit 523294 NEOS LIFE 111603075/9859534	0.00	441.28	0.00	43,278.83
15/07/2022	Tax Effect of Direct Member Expenses	0.00	0.00	66.19	43,345.02
15/08/2022	Direct Debit 523294 NEOS LIFE 111603075/10290223	0.00	441.28	0.00	42,903.74
15/08/2022	Tax Effect of Direct Member Expenses	0.00	0.00	66.19	42,969.93
23/08/2022	Transfer from xx7903 NetBank MandM to SMSF	0.00	0.00	1,500.00	44,469.93
15/09/2022	Direct Debit 523294 NEOS LIFE 111603075/10760538	0.00	441.28	0.00	44,028.65
15/09/2022	Tax Effect of Direct Member Expenses	0.00	0.00	66.19	44,094.84
17/10/2022	Direct Debit 523294 NEOS LIFE 111603075/11164260	0.00	441.28	0.00	43,653.56
17/10/2022	Tax Effect of Direct Member Expenses	0.00	0.00	66.19	43,719.75



Date	Description	Quantity	Debits	Credits	Balance
15/11/2022	Direct Debit 523294 NEOS LIFE 111603075/11555002	0.00	441.28	0.00	43,278.47
15/11/2022	Tax Effect of Direct Member Expenses	0.00	0.00	66.19	43,344.66
15/12/2022	Direct Debit 523294 NEOS LIFE 111603075/11931981	0.00	441.28	0.00	42,903.38
15/12/2022	Tax Effect of Direct Member Expenses	0.00	0.00	66.19	42,969.57
11/01/2023	Transfer from xx7903 NetBank MandM to SMSF	0.00	0.00	750.00	43,719.57
16/01/2023	Direct Debit 523294 NEOS LIFE 111603075/12282960	0.00	441.28	0.00	43,278.29
16/01/2023	Tax Effect of Direct Member Expenses	0.00	0.00	66.19	43,344.48
21/01/2023	Transfer from xx7903 CommBank app MandM to SMSF	0.00	0.00	1,000.00	44,344.48
15/02/2023	Direct Debit 523294 NEOS LIFE 111603075/12630792	0.00	441.28	0.00	43,903.20
15/02/2023	Tax Effect of Direct Member Expenses	0.00	0.00	66.19	43,969.39
15/03/2023	Direct Debit 523294 NEOS LIFE 111603075/12969447	0.00	441.28	0.00	43,528.11
15/03/2023	Tax Effect of Direct Member Expenses	0.00	0.00	66.19	43,594.30
04/04/2023	Transfer from xx7903 NetBank MandM to SMSF	0.00	0.00	800.00	44,394.30
17/04/2023	Direct Debit 523294 NEOS LIFE 111603075/13295130	0.00	550.15	0.00	43,844.15
17/04/2023	Tax Effect of Direct Member Expenses	0.00	0.00	82.52	43,926.67
15/05/2023	Direct Debit 523294 NEOS LIFE 111603075/13602704	0.00	550.15	0.00	43,376.52

Date	Description	Quantity	Debits	Credits	Balance
15/05/2023	Tax Effect of Direct Member Expenses	0.00	0.00	82.52	43,459.04
06/06/2023	Transfer from xx7903 NetBank MandM to SMSF	0.00	0.00	500.00	43,959.04
15/06/2023	Direct Debit 523294 NEOS LIFE 111603075/13909748	0.00	550.15	0.00	43,408.89
15/06/2023	Tax Effect of Direct Member Expenses	0.00	0.00	82.52	43,491.41
28/06/2023	Transfer from xx7903 NetBank MandM to SMSF	0.00	0.00	2,000.00	45,491.41
30/06/2023	Income Taxes Allocated	0.00	639.32	0.00	44,852.09
30/06/2023	Investment Profit or Loss	0.00	0.00	4,608.00	49,460.09
30/06/2023	Tax Effect of Direct Member Expenses	0.00	0.00	0.03	49,460.12
30/06/2023	Closing Balance	0.00	0.00	0.00	49,460.12

**Member Entitlement Accounts / Mrs Muh-Ling Chang / Accumulation**

01/07/2022	Opening Balance	0.00	0.00	0.00	27,585.98
23/08/2022	Transfer from xx7903 NetBank MandM to SMSF	0.00	0.00	1,500.00	29,085.98
11/01/2023	Transfer from xx7903 NetBank MandM to SMSF	0.00	0.00	750.00	29,835.98
21/01/2023	Transfer from xx7903 CommBank app MandM to SMSF	0.00	0.00	1,000.00	30,835.98
04/04/2023	Transfer from xx7903 NetBank MandM to SMSF	0.00	0.00	800.00	31,635.98
17/04/2023	Direct Debit 002631 BT Life Insuranc Y0889241 062-227	0.00	1,494.54	0.00	30,141.44
17/04/2023	Tax Effect of Direct Member Expenses	0.00	0.00	224.18	30,365.62

Date	Description	Quantity	Debits	Credits	Balance
06/06/2023	Transfer from xx7903 NetBank MandM to SMSF	0.00	0.00	500.00	30,865.62
28/06/2023	Transfer from xx7903 NetBank MandM to SMSF	0.00	0.00	2,000.00	32,865.62
30/06/2023	Income Taxes Allocated	0.00	433.15	0.00	32,432.47
30/06/2023	Investment Profit or Loss	0.00	0.00	3,122.00	35,554.47
30/06/2023	Closing Balance	0.00	0.00	0.00	35,554.47

## Permanent Documents

<a href="#">OCR_(G) Investment Strategy.pdf</a>
<a href="#">OCR_Consents.pdf</a>
<a href="#">OCR_(D) Application for Membership.pdf</a>
<a href="#">OCR_(C) Trustee Minutes.pdf</a>
<a href="#">OCR_(A) Trust Deed.pdf</a>

# Self-managed superannuation fund annual return **2023**

## Who should complete this annual return?

Only self-managed superannuation funds (SMSFs) can complete this annual return. All other funds must complete the *Fund income tax return 2023* (NAT 71287).

- ! The *Self-managed superannuation fund annual return instructions 2023* (NAT 71606) (the instructions) can assist you to complete this annual return.
- The SMSF annual return cannot be used to notify us of a change in fund membership. You must update fund details via [ABR.gov.au](http://ABR.gov.au) or complete the Change of details for superannuation entities form (NAT 3036).

## To complete this annual return

- Print clearly, using a BLACK pen only.
- Use BLOCK LETTERS and print one character per box.

S M I T H S T

- Place X in ALL applicable boxes.

➤ Postal address for annual returns:

**Australian Taxation Office**  
**GPO Box 9845**  
**[insert the name and postcode**  
**of your capital city]**

For example;

**Australian Taxation Office**  
**GPO Box 9845**  
**SYDNEY NSW 2001**

## Section A: Fund information

**1 Tax file number (TFN)**

➤ To assist processing, write the fund's TFN at the top of pages 3, 5, 7 and 9.

- ! The ATO is authorised by law to request your TFN. You are not obliged to quote your TFN but not quoting it could increase the chance of delay or error in processing your annual return. See the Privacy note in the Declaration.

**2 Name of self-managed superannuation fund (SMSF)**

The Townview Superannuation Fund

**3 Australian business number (ABN) (if applicable)**

**4 Current postal address**

PO Box 230

Suburb/town	State/territory	Postcode
Glen Osmond	SA	5064

**5 Annual return status**

Is this an amendment to the SMSF's 2023 return?

**A** No  Yes

Is this the first required return for a newly registered SMSF?

**B** No  Yes

Fund's tax file number (TFN) \*\*\*\*\*

**6 SMSF auditor**

Auditor's name

Title: MR

Family name

Boys

First given name

Anthony

Other given names

SMSF Auditor Number

100014140

Auditor's phone number

04

10702708

Postal address

PO Box 3376

Suburb/town

Rundle Mall

State/territory

SA

Postcode

5000

Date audit was completed

A

Day Month Year

Was Part A of the audit report qualified?

B No  Yes 

Was Part B of the audit report qualified?

C No  Yes 

If Part B of the audit report was qualified, have the reported issues been rectified?

D No  Yes **7 Electronic funds transfer (EFT)**

We need your self-managed super fund's financial institution details to pay any super payments and tax refunds owing to you.

**A Fund's financial institution account details**

This account is used for super contributions and rollovers. Do not provide a tax agent account here.

Fund BSB number 062227

Fund account number 10186181

Fund account name

The Townview Superannuation Fund

I would like my tax refunds made to this account.  Go to C.**B Financial institution account details for tax refunds**

This account is used for tax refunds. You can provide a tax agent account here.

BSB number

Account number

Account name

**C Electronic service address alias**

Provide the electronic service address alias (ESA) issued by your SMSF messaging provider. (For example, SMSFdataESAAlias). See instructions for more information.

smsfdataflow

Fund's tax file number (TFN)

**8 Status of SMSF** Australian superannuation fund **A** No  Yes  Fund benefit structure **B**  Code  
 Does the fund trust deed allow acceptance of the Government's Super Co-contribution and Low Income Super Amounts? **C** No  Yes

**9 Was the fund wound up during the income year?**  
 No  Yes  If yes, provide the date on which the fund was wound up  Have all tax lodgment and payment obligations been met? No  Yes

**10 Exempt current pension income**  
 Did the fund pay retirement phase superannuation income stream benefits to one or more members in the income year?

⊖ To claim a tax exemption for current pension income, you must pay at least the minimum benefit payment under the law. Record exempt current pension income at Label **A**.

No  Go to Section B: Income.

Yes  Exempt current pension income amount **A** \$ .00

Which method did you use to calculate your exempt current pension income?

Segregated assets method **B**

Unsegregated assets method **C**  Was an actuarial certificate obtained? **D** Yes

Did the fund have any other income that was assessable?

**E** Yes  Go to Section B: Income.

No  Choosing 'No' means that you do not have any assessable income, including no-TFN quoted contributions. Go to Section C: Deductions and non-deductible expenses. (Do **not** complete Section B: Income.)

⊖ If you are entitled to claim any tax offsets, you can list these at Section D: Income tax calculation statement.

Fund's tax file number (TFN)

## Section B: Income

**Do not complete this section** if all superannuation interests in the SMSF were supporting superannuation income streams in the retirement phase for the **entire year**, there was **no** other income that was assessable, and you **have not** realised a deferred notional gain. If you are entitled to claim any tax offsets, you can record these at Section D: Income tax calculation statement.

### 11 Income

Did you have a capital gains tax (CGT) event during the year? **G** No  Yes

If the total capital loss or total capital gain is greater than \$10,000 or you elected to use the transitional CGT relief in 2017 and the deferred notional gain has been realised, complete and attach a *Capital gains tax (CGT) schedule 2023*.

Have you applied an exemption or rollover? **M** No  Yes  Code

Net capital gain **A** \$

Gross rent and other leasing and hiring income **B** \$

Gross interest **C** \$

Forestry managed investment scheme income **X** \$

Gross foreign income **D1** \$  Net foreign income **D** \$  Loss

Australian franking credits from a New Zealand company **E** \$

Transfers from foreign funds **F** \$  Number

Gross payments where ABN not quoted **H** \$

**Calculation of assessable contributions**

Assessable employer contributions **R1** \$

plus Assessable personal contributions **R2** \$

plus **R3** \$  \*\*No-TFN-quoted contributions (an amount must be included even if it is zero)

less Transfer of liability to life insurance company or PST **R6** \$

Gross distribution from partnerships **I** \$  Loss

\*Unfranked dividend amount **J** \$

\*Franked dividend amount **K** \$

\*Dividend franking credit **L** \$

\*Gross trust distributions **M** \$  Code

**Assessable contributions (R1 plus R2 plus R3 less R6)** **R** \$

**Calculation of non-arm's length income**

\*Net non-arm's length private company dividends **U1** \$

plus \*Net non-arm's length trust distributions **U2** \$

plus \*Net other non-arm's length income **U3** \$

\*Other income **S** \$  Code

\*Assessable income due to changed tax status of fund **T** \$

**Net non-arm's length income (subject to 45% tax rate) (U1 plus U2 plus U3)** **U** \$

#This is a mandatory label.  
\*If an amount is entered at this label, check the instructions to ensure the correct tax treatment has been applied.

**GROSS INCOME (Sum of labels A to U)** **W** \$  Loss

Exempt current pension income **Y** \$

**TOTAL ASSESSABLE INCOME (W less Y)** **V** \$  Loss



Fund's tax file number (TFN)

## Section C: Deductions and non-deductible expenses

### 12 Deductions and non-deductible expenses

Under 'Deductions' list all expenses and allowances you are entitled to claim a deduction for. Under 'Non-deductible expenses', list all other expenses or normally allowable deductions that you cannot claim as a deduction (for example, all expenses related to exempt current pension income should be recorded in the 'Non-deductible expenses' column).

DEDUCTIONS		NON-DEDUCTIBLE EXPENSES	
Interest expenses within Australia	<b>A1</b> \$ <input type="text" value="0"/> -00	<b>A2</b> \$ <input type="text" value="0"/> -00	
Interest expenses overseas	<b>B1</b> \$ <input type="text" value="0"/> -00	<b>B2</b> \$ <input type="text" value="0"/> -00	
Capital works expenditure	<b>D1</b> \$ <input type="text" value="0"/> -00	<b>D2</b> \$ <input type="text" value="0"/> -00	
Decline in value of depreciating assets	<b>E1</b> \$ <input type="text" value="0"/> -00	<b>E2</b> \$ <input type="text" value="0"/> -00	
Insurance premiums – members	<b>F1</b> \$ <input type="text" value="7116"/> -00	<b>F2</b> \$ <input type="text" value="0"/> -00	
SMSF auditor fee	<b>H1</b> \$ <input type="text" value="0"/> -00	<b>H2</b> \$ <input type="text" value="0"/> -00	
Investment expenses	<b>I1</b> \$ <input type="text" value="101"/> -00	<b>I2</b> \$ <input type="text" value="0"/> -00	
Management and administration expenses	<b>J1</b> \$ <input type="text" value="0"/> -00	<b>J2</b> \$ <input type="text" value="0"/> -00	
Forestry managed investment scheme expense	<b>U1</b> \$ <input type="text" value="0"/> -00	<b>U2</b> \$ <input type="text" value="0"/> -00	
Other amounts	<b>L1</b> \$ <input type="text" value="259"/> -00	<b>L2</b> \$ <input type="text" value="0"/> -00	Code <input type="text" value="0"/>
Tax losses deducted	<b>M1</b> \$ <input type="text" value="0"/> -00		Code <input type="text" value=""/>

**TOTAL DEDUCTIONS**  
**N** \$ -00  
 (Total **A1** to **M1**)

**TOTAL NON-DEDUCTIBLE EXPENSES**  
**Y** \$ -00  
 (Total **A2** to **L2**)

**#TAXABLE INCOME OR LOSS**  
**O** \$ -00 Loss   
 (TOTAL ASSESSABLE INCOME less TOTAL DEDUCTIONS)

**TOTAL SMSF EXPENSES**  
**Z** \$ -00  
 (N plus Y)

#This is a mandatory label.

Fund's tax file number (TFN) \*\*\*\*\*

## Section D: Income tax calculation statement

**#Important:**

Section B label **R3**, Section C label **O** and Section D labels **A, T1, J, T5** and **I** are mandatory. If you leave these labels blank, you will have specified a zero amount.

### 13 Calculation statement

Please refer to the *Self-managed superannuation fund annual return instructions 2023* on how to complete the calculation statement.

#Taxable income	<b>A</b>	\$	<input style="width: 90%;" type="text" value="0"/>	<b>-00</b>	<i>(an amount must be included even if it is zero)</i>
#Tax on taxable income	<b>T1</b>	\$	<input style="width: 90%;" type="text" value="0"/>		<i>(an amount must be included even if it is zero)</i>
#Tax on no-TFN-quoted contributions	<b>J</b>	\$	<input style="width: 90%;" type="text" value="0"/>		<i>(an amount must be included even if it is zero)</i>

Gross tax **B** \$   
*(T1 plus J)*

Foreign income tax offset	<b>C1</b>	\$	<input style="width: 90%;" type="text" value="0"/>	
Rebates and tax offsets	<b>C2</b>	\$	<input style="width: 90%;" type="text"/>	
			<b>Non-refundable non-carry forward tax offsets</b>	
			<b>C</b> \$ <input style="width: 90%;" type="text" value="0"/>	
			<i>(C1 plus C2)</i>	

SUBTOTAL 1  
**T2** \$   
*(B less C – cannot be less than zero)*

Early stage venture capital limited partnership tax offset	<b>D1</b>	\$	<input style="width: 90%;" type="text" value="0"/>	
Early stage venture capital limited partnership tax offset carried forward from previous year	<b>D2</b>	\$	<input style="width: 90%;" type="text" value="0"/>	
Early stage investor tax offset	<b>D3</b>	\$	<input style="width: 90%;" type="text" value="0"/>	
Early stage investor tax offset carried forward from previous year	<b>D4</b>	\$	<input style="width: 90%;" type="text" value="0"/>	
			<b>Non-refundable carry forward tax offsets</b>	
			<b>D</b> \$ <input style="width: 90%;" type="text" value="0"/>	
			<i>(D1 plus D2 plus D3 plus D4)</i>	
			<b>SUBTOTAL 2</b>	
			<b>T3</b> \$ <input style="width: 90%;" type="text" value="0"/>	
			<i>(T2 less D – cannot be less than zero)</i>	

Complying fund's franking credits tax offset	<b>E1</b>	\$	<input style="width: 90%;" type="text" value="0"/>	
No-TFN tax offset	<b>E2</b>	\$	<input style="width: 90%;" type="text"/>	
National rental affordability scheme tax offset	<b>E3</b>	\$	<input style="width: 90%;" type="text"/>	
Exploration credit tax offset	<b>E4</b>	\$	<input style="width: 90%;" type="text"/>	
			<b>Refundable tax offsets</b>	
			<b>E</b> \$ <input style="width: 90%;" type="text" value="0"/>	
			<i>(E1 plus E2 plus E3 plus E4)</i>	

#TAX PAYABLE **T5** \$   
*(T3 less E – cannot be less than zero)*

Section 102AAM interest charge  
**G** \$

Fund's tax file number (TFN)

Credit for tax withheld – foreign resident withholding (excluding capital gains)

**H2 \$**

Credit for tax withheld – where ABN or TFN not quoted (non-individual)

**H3 \$**

Credit for TFN amounts withheld from payments from closely held trusts

**H5 \$**

Credit for interest on no-TFN tax offset

**H6 \$**

Credit for foreign resident capital gains withholding amounts

**H8 \$**

**Eligible credits**

**H \$**   
*(H2 plus H3 plus H5 plus H6 plus H8)*

**#Tax offset refunds**  
(Remainder of refundable tax offsets)

**I \$**   
*(unused amount from label E – an amount must be included even if it is zero)*

**PAYG instalments raised**

**K \$**

**Supervisory levy**

**L \$**

**Supervisory levy adjustment for wound up funds**

**M \$**

**Supervisory levy adjustment for new funds**

**N \$**

**AMOUNT DUE OR REFUNDABLE**  
A positive amount at **S** is what you owe, while a negative amount is refundable to you.

**S \$**   
*(T5 plus G less H less I less K plus L less M plus N)*

#This is a mandatory label.

**Section E: Losses**

**14 Losses**

**!** If total loss is greater than \$100,000, complete and attach a *Losses schedule 2023*.

Tax losses carried forward to later income years **U \$**  **-00**

Net capital losses carried forward to later income years **V \$**  **-00**

Fund's tax file number (TFN) \*\*\*\*\*

### Section F: Member information

#### MEMBER 1

Title: MR

Family name

King

First given name

Michael

Other given names

Member's TFN

See the Privacy note in the Declaration. \*\*\*\*\*

Day Month Year

Date of birth 27/07/1966

#### Contributions

OPENING ACCOUNT BALANCE \$ 43720.11

Refer to instructions for completing these labels.

Employer contributions

A \$ 0

ABN of principal employer

A1

Personal contributions

B \$ 6550

CGT small business retirement exemption

C \$ 0

CGT small business 15-year exemption amount

D \$ 0

Personal injury election

E \$ 0

Spouse and child contributions

F \$ 0

Other third party contributions

G \$ 0

Proceeds from primary residence disposal

H \$ 0

Receipt date

Day Month Year

H1

Assessable foreign superannuation fund amount

I \$ 0

Non-assessable foreign superannuation fund amount

J \$ 0

Transfer from reserve: assessable amount

K \$ 0

Transfer from reserve: non-assessable amount

L \$ 0

Contributions from non-complying funds and previously non-complying funds

T \$ 0

Any other contributions (including Super Co-contributions and Low Income Super Amounts)

M \$ 0

TOTAL CONTRIBUTIONS N \$ 6550

(Sum of labels A to M)

#### Other transactions

Allocated earnings or losses

O \$ 809.99

Loss

L

Inward rollovers and transfers

P \$ 0

Outward rollovers and transfers

Q \$ 0

Lump Sum payments

R1 \$

Income stream payments

R2 \$

Code

Code

Accumulation phase account balance

S1 \$ 49460.12

Retirement phase account balance - Non CDBIS

S2 \$ 0

Retirement phase account balance - CDBIS

S3 \$ 0

0 TRIS Count

CLOSING ACCOUNT BALANCE S \$ 49460.12

(S1 plus S2 plus S3)

Accumulation phase value X1 \$

Retirement phase value X2 \$

Outstanding limited recourse borrowing arrangement amount Y \$

Fund's tax file number (TFN)

**MEMBER 2**

Title:

Family name

First given name

Other given names

Member's TFN   
See the Privacy note in the Declaration.

Date of birth  (Day Month Year)

**Contributions**

OPENING ACCOUNT BALANCE \$

**!** Refer to instructions for completing these labels.

Proceeds from primary residence disposal  
**H** \$

Receipt date  (Day Month Year)  
**H1**

Assessable foreign superannuation fund amount  
**I** \$

Non-assessable foreign superannuation fund amount  
**J** \$

Transfer from reserve: assessable amount  
**K** \$

Transfer from reserve: non-assessable amount  
**L** \$

Contributions from non-complying funds and previously non-complying funds  
**T** \$

Any other contributions (including Super Co-contributions and Low Income Super Amounts)  
**M** \$

Employer contributions  
**A** \$

ABN of principal employer  
**A1**

Personal contributions  
**B** \$

CGT small business retirement exemption  
**C** \$

CGT small business 15-year exemption amount  
**D** \$

Personal injury election  
**E** \$

Spouse and child contributions  
**F** \$

Other third party contributions  
**G** \$

**TOTAL CONTRIBUTIONS N** \$   
(Sum of labels **A** to **M**)

**Other transactions**

Allocated earnings or losses **O** \$   Loss

Accumulation phase account balance  
**S1** \$

Retirement phase account balance - Non CDBIS  
**S2** \$

Retirement phase account balance - CDBIS  
**S3** \$

Inward rollovers and transfers **P** \$

Outward rollovers and transfers **Q** \$

Lump Sum payments **R1** \$

Income stream payments **R2** \$

Loss

Code

Code

TRIS Count

**CLOSING ACCOUNT BALANCE S** \$   
(**S1** plus **S2** plus **S3**)

Accumulation phase value **X1** \$

Retirement phase value **X2** \$

Outstanding limited recourse borrowing arrangement amount **Y** \$

Fund's tax file number (TFN)

Section H: **Assets and liabilities**

**15 ASSETS**

**15a Australian managed investments**

Listed trusts **A** \$ -00  
 Unlisted trusts **B** \$ -00  
 Insurance policy **C** \$ -00  
 Other managed investments **D** \$ -00

**15b Australian direct investments**

**Limited recourse borrowing arrangements**  
 Australian residential real property  
**J1** \$ -00  
 Australian non-residential real property  
**J2** \$ -00  
 Overseas real property  
**J3** \$ -00  
 Australian shares  
**J4** \$ -00  
 Overseas shares  
**J5** \$ -00  
 Other  
**J6** \$ -00  
 Property count  
**J7**

Cash and term deposits **E** \$ -00  
 Debt securities **F** \$ -00  
 Loans **G** \$ -00  
 Listed shares **H** \$ -00  
 Unlisted shares **I** \$ -00  
 Limited recourse borrowing arrangements **J** \$ -00  
 Non-residential real property **K** \$ -00  
 Residential real property **L** \$ -00  
 Collectables and personal use assets **M** \$ -00  
 Other assets **O** \$ -00

**15c Other investments**

Crypto-Currency **N** \$ -00

**15d Overseas direct investments**

Overseas shares **P** \$ -00  
 Overseas non-residential real property **Q** \$ -00  
 Overseas residential real property **R** \$ -00  
 Overseas managed investments **S** \$ -00  
 Other overseas assets **T** \$ -00

**TOTAL AUSTRALIAN AND OVERSEAS ASSETS U** \$ -00  
 (Sum of labels **A** to **T**)

**15e In-house assets**

Did the fund have a loan to, lease to or investment in, related parties (known as in-house assets) at the end of the income year?  
**A** No  Yes  \$ -00

Fund's tax file number (TFN)

**15f Limited recourse borrowing arrangements**

If the fund had an LRBA were the LRBA borrowings from a licensed financial institution? **A** No  Yes

Did the members or related parties of the fund use personal guarantees or other security for the LRBA? **B** No  Yes

**16 LIABILITIES**

Borrowings for limited recourse borrowing arrangements	<b>V1</b> \$ <input type="text" value=""/>	-00		
Permissible temporary borrowings	<b>V2</b> \$ <input type="text" value=""/>	-00		
Other borrowings	<b>V3</b> \$ <input type="text" value=""/>	-00	Borrowings	<b>V</b> \$ <input type="text" value="0"/>
				-00
Total member closing account balances (total of all <b>CLOSING ACCOUNT BALANCES</b> from Sections F and G)			<b>W</b> \$	<input type="text" value="85014"/>
				-00
Reserve accounts	<b>X</b> \$	<input type="text" value="0"/>		-00
Other liabilities	<b>Y</b> \$	<input type="text" value="0"/>		-00
<b>TOTAL LIABILITIES</b>			<b>Z</b> \$	<input type="text" value="85014"/>
				-00

**Section I: Taxation of financial arrangements**

**17 Taxation of financial arrangements (TOFA)**

Total TOFA gains **H** \$

Total TOFA losses **I** \$

**Section J: Other information**

**Family trust election status**

If the trust or fund has made, or is making, a family trust election, write the four-digit **income year specified** of the election (for example, for the 2022–23 income year, write **2023**). **A**

If revoking or varying a family trust election, print **R** for revoke or print **V** for variation, and complete and attach the *Family trust election, revocation or variation 2023*. **B**

**Interposed entity election status**

If the trust or fund has an existing election, write the earliest income year specified. If the trust or fund is making one or more elections this year, write the earliest income year being specified and complete an *Interposed entity election or revocation 2023* for each election. **C**

If revoking an interposed entity election, print **R**, and complete and attach the *Interposed entity election or revocation 2023*. **D**

Section K: **Declarations**

 Penalties may be imposed for false or misleading information in addition to penalties relating to any tax shortfalls.

**Important**

Before making this declaration check to ensure that all income has been disclosed and the annual return, all attached schedules and any additional documents are true and correct in every detail. If you leave labels blank, you will have specified a zero amount or the label was not applicable to you. If you are in doubt about any aspect of the annual return, place all the facts before the ATO.

**Privacy**

The ATO is authorised by the *Taxation Administration Act 1953* to request the provision of tax file numbers (TFNs). We will use the TFN to identify the entity in our records. It is not an offence not to provide the TFN. However if you do not provide the TFN, the processing of this form may be delayed.

Taxation law authorises the ATO to collect information and disclose it to other government agencies. For information about your privacy go to [ato.gov.au/privacy](http://ato.gov.au/privacy)

**TRUSTEE'S OR DIRECTOR'S DECLARATION:**

I declare that, the current trustees and directors have authorised this annual return and it is documented as such in the SMSF's records. I have received a copy of the audit report and are aware of any matters raised therein. The information on this annual return, including any attached schedules and additional documentation is true and correct.

Authorised trustee's, director's or public officer's signature

Date  /  /

**Preferred trustee or director contact details:**

Title:

Family name

First given name

Other given names

Phone number

Email address

Non-individual trustee name (if applicable)

ABN of non-individual trustee

Time taken to prepare and complete this annual return  Hrs

 The Commissioner of Taxation, as Registrar of the Australian Business Register, may use the ABN and business details which you provide on this annual return to maintain the integrity of the register. For further information, refer to the instructions.

**TAX AGENT'S DECLARATION:**

I declare that the *Self-managed superannuation fund annual return 2023* has been prepared in accordance with information provided by the trustees, that the trustees have given me a declaration stating that the information provided to me is true and correct, and that the trustees have authorised me to lodge this annual return.

Tax agent's signature

Date  /  /

**Tax agent's contact details**

Title:

Family name

First given name

Other given names

Tax agent's practice

Tax agent's phone number

Reference number

Tax agent number



## The Townview Superannuation Fund Investment Revaluation as at 30 June 2023

Investment	Price Date	Market Price	Quantity	Market Value	Change in Market Value
<b>Foreign Investment Assets</b>					
DCFC.NASDAQ Tritium DCFC Limited (NASDAQ:DCFC)	30 Jun 2023	1.64404	120.00000	197.29	(863.53)
GROY.NYSE MKT Gold Royalty Corp (NYSE MKT:GROY)	30 Jun 2023	2.66968	335.00000	894.34	(199.80)
GTX.NYSE ARCA Garrett Motion Inc (NYSE ARCA:GTX)	30 Jun 2023	11.30201	191.00000	2,158.68	65.68
NVVE.NASDAQ Nuvve Holding Corp (NASDAQ:NVVE)	30 Jun 2023	0.89744	100.00000	89.74	(589.60)
SKYE Skye Bioscience Inc.	30 Jun 2023	0.03167	973.00000	30.82	(4,308.57)
TBD.FRA Emerald Health Therapeutics Inc (FRA:TBD)	11 Nov 2022	0.02463	0.00000	0.00	4,325.46
				<b>3,370.87</b>	<b>(1,570.36)</b>
<b>Foreign Investment Assets Total</b>					
<b>Unlisted Market</b>					
BTCCOIN Bitcoin	30 Jun 2022	0.00000	0.00000	0.00	7.13
CROCOIN Cronos	30 Jun 2023	0.08480	1,674.75667	142.02	(535.84)
DEXT DEXTools	30 Jun 2022	0.00000	0.00000	0.00	806.67
ELONCOIN Dogelon Mars	30 Jun 2022	0.00000	0.00000	0.00	377.64
ETHEREUM Ethereum	30 Jun 2023	2,914.63415	0.00164	4.78	2.67
ETHWCOIN ETHPoW	30 Jun 2023	3.60360	0.01665	0.06	(0.10)
GMTCOIN STEP N	30 Jun 2023	0.33300	60.30000	20.08	(35.29)
GOLD01 Gold Minted Bar	30 Jun 2023	2,942.10000	8.00000	23,536.80	1,929.60
HEX HEX	30 Jun 2022	0.00000	0.00000	0.00	(13.46)
HINA Hina Inu	30 Jun 2023	0.00000	316,699,024,434.28000	0.00	0.00
KUMA Kuma Inu	30 Jun 2023	0.00000	10,919,682,618.15560	109.20	(1,057.88)
LUNA Terra V2	30 Jun 2023	0.00000	0.00036	0.00	0.00
MATIC Polygon	30 Jun 2023	1.00274	1.10697	1.11	(0.42)
MMFCOIN MM Finance	30 Jun 2023	0.00000	0.41270	0.00	(0.46)
PLAT Platinum Coin	30 Jun 2023	1,393.32000	6.00000	8,359.92	148.02
RIFTDAO.NET RiftDao.ne	30 Jun 2023	0.00000	738,097.00000	0.00	0.00
SGBCOIN Songbird	30 Jun 2023	0.00936	879.14630	8.23	(108.95)
SHIB SHIBCOIN	30 Jun 2023	0.00001	1,973.31507	0.02	(0.01)

**The Townview Superannuation Fund**  
**Investment Revaluation as at 30 June 2023**

Investment		Price Date	Market Price	Quantity	Market Value	Change in Market Value
<b>Unlisted Market</b>						
Silver01	Silver Minted Coins	30 Jun 2023	42.20000	478.00000	20,171.60	1,720.80
TFUEL	Theta Fuel	30 Jun 2023	0.05574	33.18956	1.85	(7.25)
TRX	Tron	30 Jun 2023	0.11016	0.09078	0.01	0.00
USDCRYPTO	US Dollar	30 Jun 2023	1.51151	3,711.65643	5,610.20	41.88
USDT1	USDT (Tether)	30 Jun 2023	1.51149	1,165.41414	1,761.51	59.92
VRACOIN	Veracity	30 Jun 2023	0.00825	13.33208	0.11	(0.24)
<b>Unlisted Market Total</b>					<b>59,727.50</b>	<b>3,334.43</b>
<b>Fund Total</b>					<b>63,098.37</b>	<b>1,764.07</b>

**The Townview Superannuation Fund**  
**Investment Income Comparison Report**  
**For the period 1 July 2022 to 30 June 2023**

Payment Date	Income Type	Ledger Data			Announcement Data					
		Total Income	Tax Credits+	Diff *	Quantity	Held < 45 Days	Amount Per Unit	Total Income	Tax Credits+	
<b>Cash At Bank</b>										
<b>CBA #6181: CBA Bank Account</b>										
01/03/2023	Interest	0.06	0.00							
01/04/2023	Interest	0.36	0.00							
01/05/2023	Interest	0.48	0.00							
01/06/2023	Interest	0.13	0.00							
		1.03	0.00							
<b>Total</b>		<b>1.03</b>	<b>0.00</b>							
<b>Shares in Listed Companies - Foreign</b>										
<b>GROY.NYSE MKT: Gold Royalty Corp (NYSE MKT:GROY)</b>										
06/07/2022	Foreign Income	4.86	1.22	*						
30/09/2022	Foreign Income	5.15	1.29	*	335	0	0.0154	5.15	0.77	
30/12/2022	Foreign Income	4.95	1.24	*	335	0	0.0148	4.94	0.74	
13/04/2023	Foreign Income	4.94	1.24	*	335	0	0.0149	5.00	0.75	
30/06/2023	Foreign Income	0.00	0.00	*	335	0	0.0151	5.05	0.76	
		19.90	4.99					20.14	3.02	
<b>Total</b>		<b>19.90</b>	<b>4.99</b>					<b>20.14</b>	<b>3.02</b>	

+Note: Tax Credits refer to franking credits for domestic income and foreign tax credits where the income is foreign in nature.

## The Townview Superannuation Fund

### Tax Accounting Reconciliation

For the period 1 July 2022 to 30 June 2023

<b>Operating Statement Profit vs. Provision for Income Tax</b>		<b>2023</b>
		<b>\$</b>
<b>Benefits Accrued as a Result of Operations before Income Tax</b>		<b>13,713.49</b>
<b><u>ADD:</u></b>		
Excess Accounting Loss Carried Forward		2,586.00
<b><u>LESS:</u></b>		
Increase in Market Value		1,764.07
Realised Capital Gains		6,302.98
Carry Forward Accounting Loss		2,586.00
Non-Taxable Contributions		13,100.00
Rounding		0.44
<b>Taxable Income or Loss</b>		<b><u><u>(7,454.00)</u></u></b>
	<b>Income Amount</b>	<b>Tax Amount</b>
Gross Tax @ 15% for Concessional Income	(7,454.00)	0.00
Gross Tax @ 45% for Net Non-Arm's Length Income	0.00	0.00
No-TFN Quoted Contributions @ 32%	0.00	0.00
Change in Carried Forward Losses	7,454.00	0.00
<b>Provision for Income Tax</b>		<b><u><u>0.00</u></u></b>

### Provision for Income Tax vs. Income Tax Expense

<b>Provision for Income Tax</b>	<b>0.00</b>
<b><u>ADD:</u></b>	
Excessive Foreign Tax Credit Writeoff	4.99
<b>Income Tax Expense</b>	<b><u><u>4.99</u></u></b>

### Provision for Income Tax vs. Income Tax Payable

<b>Provision for Income Tax</b>	<b>0.00</b>
<b><u>ADD:</u></b>	
Excessive Foreign Tax Credit Writeoff	4.99
<b><u>LESS:</u></b>	
Foreign Tax Credits	4.99
<b>Income Tax Payable (Receivable)</b>	<b><u><u>0.00</u></u></b>

---

# The Townview Superannuation Fund

## Tax Accounting Reconciliation

For the period 1 July 2022 to 30 June 2023

---

### Exempt Current Pension Income Settings

---

Pension Exempt % (Actuarial)	0.0000%
Pension Exempt % (Expenses)	0.0000%
Assets Segregated For Pensions	No

**The Townview Superannuation Fund**  
**Statement of Taxable Income**  
**For the Period from 1 July 2022 to 30 June 2023**

Description	Investment Reference	Date	Tax Return Ref.	Amount
				<b>Section B</b>
<b>Income</b>				
<b>Net Capital Gain</b>				
Gross Capital Gain - Shares & Units - Other Shares	As Per Investment Disposals CGT Report	30 Jun 2023	A	8,452.00
Gross Capital Gain - Shares & Units - Other Units	As Per Investment Disposals CGT Report	30 Jun 2023	A	643.00
Deferred Capital Gain Realised		30 Jun 2023	A	0.00
Less Capital Losses Applied		30 Jun 2023	A	(9,095.00)
Less Discount		30 Jun 2023	A	0.00
<b>Total Net Capital Gain</b>			<b>A</b>	<b>0.00</b>
<b>Total Gross Rent and Other Leasing &amp; Hiring Income</b>			<b>B</b>	<b>0.00</b>
<b>Gross Interest</b>				
Credit Interest	CBA #6181: CBA Bank Account	01 Mar 2023	C	0.06
Credit Interest	CBA #6181: CBA Bank Account	01 Apr 2023	C	0.36
Credit Interest	CBA #6181: CBA Bank Account	01 May 2023	C	0.48
Credit Interest	CBA #6181: CBA Bank Account	01 Jun 2023	C	0.13
Less Rounding			C	(0.03)
<b>Total Gross Interest</b>			<b>C</b>	<b>1.00</b>
<b>Total Forestry Managed Investment Scheme Income</b>			<b>X</b>	<b>0.00</b>
<b>Net Foreign Income</b>				
JNL1513714 GROY:US Intl Div Ex:16/06/22	GROY.NYSE MKT: Gold Royalty Corp	06 Jul 2022	D	4.86
GROY 1.5380C	GROY.NYSE MKT: Gold Royalty Corp	30 Sep 2022	D	5.15
GROY 1.4760C	GROY.NYSE MKT: Gold Royalty Corp	30 Dec 2022	D	4.95
GROY 1.4923C	GROY.NYSE MKT: Gold Royalty Corp	13 Apr 2023	D	4.94
Less Rounding			D	(0.90)
<b>Total Net Foreign Income</b>			<b>D</b>	<b>19.00</b>
<b>Total Australian Franking Credits from a New Zealand Company</b>			<b>E</b>	<b>0.00</b>
<b>Total Transfers from Foreign Funds</b>			<b>F</b>	<b>0.00</b>
<b>Total Gross Payments where ABN not quoted</b>			<b>H</b>	<b>0.00</b>
<b>Total Gross Distribution from Partnerships</b>			<b>I</b>	<b>0.00</b>
<b>Total Unfranked Dividend Amount</b>			<b>J</b>	<b>0.00</b>
<b>Total Franked Dividend Amount</b>			<b>K</b>	<b>0.00</b>
<b>Total Dividend Franking Credit</b>			<b>L</b>	<b>0.00</b>
<b>Total Gross Trust Distributions</b>			<b>M</b>	<b>0.00</b>
<b>Total Assessable Employer Contributions</b>			<b>R1</b>	<b>0.00</b>
<b>Total Assessable Personal Contributions</b>			<b>R2</b>	<b>0.00</b>
<b>Total No-TFN quoted contributions</b>			<b>R3</b>	<b>0.00</b>
<b>Total Transfer of Liability to life insurance company or PST</b>			<b>R6</b>	<b>0.00</b>
<b>Total Assessable Contributions</b>			<b>R</b>	<b>0.00</b>

**The Townview Superannuation Fund**  
**Statement of Taxable Income**  
**For the Period from 1 July 2022 to 30 June 2023**

Description	Investment Reference	Date	Tax Return Ref.	Amount
<b>Other Income</b>				
UNITED1624802867343 Card xx0419 Value Date: 17/04/2023		24 Apr 2023	S	1.90
Investment Income	ETHWCOIN: ETHPoW	20 Sep 2022	S	0.16
<i>Less Rounding</i>			S	(0.06)
<b>Total Other Income</b>			<b>S</b>	<b>2.00</b>
<b>Total Assessable Income Due to Changed Tax Status of Fund</b>			<b>T</b>	<b>0.00</b>
<b>Total Net Non-arm's Length Income</b>			<b>U</b>	<b>0.00</b>
<b>Total Exempt Current Pension Income</b>			<b>Y</b>	<b>0.00</b>
<b>Total Assessable Income</b>				<b>22.00</b>
<b>Deductions</b>				
<b>Section C</b>				
<b>Total Interest Expenses within Australia</b>			<b>A</b>	<b>0.00</b>
<b>Total Interest Expenses Overseas</b>			<b>B</b>	<b>0.00</b>
<b>Total Capital Works Deductions</b>			<b>D</b>	<b>0.00</b>
<b>Total Deduction for Decline in Value of Depreciating Assets</b>			<b>E</b>	<b>0.00</b>
<b>Death or Disability Premiums</b>				
Direct Debit 523294 NEOS LIFE 111603075/9859534	1: Michael King	15 Jul 2022	F	441.28
Direct Debit 523294 NEOS LIFE 111603075/10290223	1: Michael King	15 Aug 2022	F	441.28
Direct Debit 523294 NEOS LIFE 111603075/10760538	1: Michael King	15 Sep 2022	F	441.28
Direct Debit 523294 NEOS LIFE 111603075/11164260	1: Michael King	17 Oct 2022	F	441.28
Direct Debit 523294 NEOS LIFE 111603075/11555002	1: Michael King	15 Nov 2022	F	441.28
Direct Debit 523294 NEOS LIFE 111603075/11931981	1: Michael King	15 Dec 2022	F	441.28
Direct Debit 523294 NEOS LIFE 111603075/12282960	1: Michael King	16 Jan 2023	F	441.28
Direct Debit 523294 NEOS LIFE 111603075/12630792	1: Michael King	15 Feb 2023	F	441.28
Direct Debit 523294 NEOS LIFE 111603075/12969447	1: Michael King	15 Mar 2023	F	441.28
Direct Debit 523294 NEOS LIFE 111603075/13295130	1: Michael King	17 Apr 2023	F	550.15
Direct Debit 523294 NEOS LIFE 111603075/13602704	1: Michael King	15 May 2023	F	550.15
Direct Debit 523294 NEOS LIFE 111603075/13909748	1: Michael King	15 Jun 2023	F	550.15
Direct Debit 002631 BT Life Insuranc Y0889241 062-227	2: Muh-Ling Chang	17 Apr 2023	F	1,494.54
<i>Less Rounding</i>			F	(0.51)
<b>Total Death or Disability Premiums</b>			<b>F</b>	<b>7,116.00</b>
<b>Total Death Benefit Increase</b>			<b>G</b>	<b>0.00</b>
<b>Total Approved Auditor Fee</b>			<b>H</b>	<b>0.00</b>
<b>Investment Expenses</b>				
Fund General Expense		30 Jun 2023	I	96.04
Unpaid Payment Fee	CBA #6181: CBA Bank Account	27 Mar 2023	I	5.00
<i>Less Rounding</i>			I	(0.04)

**The Townview Superannuation Fund**  
**Statement of Taxable Income**  
For the Period from 1 July 2022 to 30 June 2023

Description	Investment Reference	Date	Tax Return	
			Ref.	Amount
<b>Total Investment Expenses</b>			<b>I</b>	<b>101.00</b>
<b>Total Management and Administration Expenses</b>			<b>J</b>	<b>0.00</b>
<b>Total Forestry Managed Investment Scheme Deduction</b>			<b>U</b>	<b>0.00</b>
<b>Other Deductions</b>				
Fund Income Tax Payment		11 Jan 2023	L	259.00
<b>Total Other Deductions</b>			<b>L</b>	<b>259.00</b>
<b>Tax Losses Deducted</b>				
Tax Losses Brought Forward		30 Jun 2023	M	2,586.00
Less Net Exempt Income		30 Jun 2023	M	0.00
Less amount greater than (assessable income less deductions)		30 Jun 2023	M	(2,586.00)
<b>Total Tax Losses Deducted</b>			<b>M</b>	<b>0.00</b>
<b>Total Deductions</b>				<b>7,476.00</b>
<b>Taxable Income or Loss</b>		(V - N)	<b>O</b>	<b>-7,454.00</b>

**Income Tax Calculation Statement**

**Section D**

**Gross Tax**

Gross Tax @ 15% for Concessional Income		30 Jun 2023	T1	0.00
Gross Tax @ 45% for Net Non-Arm's Length Income		30 Jun 2023	T1	0.00
No-TFN Quoted Contributions @ 32%		30 Jun 2023	J	0.00
<b>Total Gross Tax</b>				<b>0.00</b>

**Credit: Foreign Tax Income Offset**

JNL1513714 GROY:US Intl Div Ex:16/06/22	GROY.NYSE MKT: Gold Royalty Corp	06 Jul 2022	C1	1.22
GROY 1.5380C	GROY.NYSE MKT: Gold Royalty Corp	30 Sep 2022	C1	1.29
GROY 1.4760C	GROY.NYSE MKT: Gold Royalty Corp	30 Dec 2022	C1	1.24
GROY 1.4923C	GROY.NYSE MKT: Gold Royalty Corp	13 Apr 2023	C1	1.24
Excessive Foreign Tax Credit Written Off		30 Jun 2023	C1	(4.99)

**Total Credit: Foreign Tax Income Offset** **C1** **0.00**

**Total Credit: Rebates and Tax Offset** **C2** **0.00**

**Rebates and Offsets** **C** **0.00**

**SUBTOTAL** **0.00**

**Total Credit: Refundable Franking Credits** **E1** **0.00**

**Total Credit: No-TFN Tax Offset** **E2** **0.00**

**Total Credit: Refundable National Rental Affordability Scheme Tax Offset** **E3** **0.00**

**Total Credit: Interest on Early Payments** **H1** **0.00**

**Total Credit: Foreign Resident Withholding** **H2** **0.00**

**Total Credit: ABN/TFN Not Quoted (Non-Individual)** **H3** **0.00**

**Total Credit: Interest on No-TFN Tax Offset** **H6** **0.00**

**Total Eligible Credits** **0.00**



**The Townview Superannuation Fund**  
**Statement of Taxable Income**  
**For the Period from 1 July 2022 to 30 June 2023**

Description	Investment Reference	Date	Tax Return Ref.	Amount
<b>Net Tax Payable</b>				<b>0.00</b>
Total PAYG Instalments Raised			K	0.00
Total Supervisory Levy			L	259.00
Total Supervisory Levy Adjustment for Wound Up Funds			M	0.00
Total Supervisory Levy Adjustment for New Funds			N	0.00
<b>Total Amount Due / (Refundable)</b>				<b>259.00</b>

## The Townview Superannuation Fund

### Members Summary Report - For the period 1/07/2022 to 30/06/2023

Member's Detail	Opening Balance	Increases				Decreases					Closing Balance	
		Contrib	Tran In	Profit	Ins Proc	Tax	Exp	Ins Prem	Tran Out	Ben Paid		
<b>Mr Michael King</b>												
4/66 WHITING ST ARTARMON NSW 2064												
Accumulation	<b>Accumulation</b>	43,720.11	6,550.00	0.00	4,608.00	0.00	203.98	0.00	(5,621.97)	0.00	0.00	49,460.12
		43,720.11	6,550.00	0.00	4,608.00	0.00	203.98	0.00	(5,621.97)	0.00	0.00	49,460.12
<b>Mrs Muh-Ling Chang</b>												
4/66 WHITING ST ARTARMON NSW 2064												
Accumulation	<b>Accumulation</b>	27,585.98	6,550.00	0.00	3,122.00	0.00	(208.97)	0.00	(1,494.54)	0.00	0.00	35,554.47
		27,585.98	6,550.00	0.00	3,122.00	0.00	(208.97)	0.00	(1,494.54)	0.00	0.00	35,554.47
		71,306.09	13,100.00	0.00	7,730.00	0.00	(4.99)	0.00	(7,116.51)	0.00	0.00	85,014.59

**The Townview Superannuation Fund**  
**Investment Summary as at 30 June 2023**

Investment	Units	Average Cost Price	Market Price	Accounting Cost	Market Value	Unrealised Accounting Gain/(Loss)	Accounting Gain/(Loss) (%)	Portfolio Weight (%)
<b><u>Bank</u></b>								
CBA Bank Account				4,690.97	4,690.97			6.91%
CMC Cash Account				137.20	137.20			0.20%
				<b>4,828.17</b>	<b>4,828.17</b>			<b>7.11%</b>
<b><u>Foreign Investment Assets</u></b>								
Tritium DCFC Limited (NASDAQ:DCFC)	120.00000	13.9582	1.6440	1,674.98	197.29	(1,477.69)	(88.22)%	0.29%
Gold Royalty Corp (NYSE MKT:GROY)	335.00000	4.6559	2.6697	1,559.73	894.34	(665.39)	(42.66)%	1.32%
Garrett Motion Inc (NYSE ARCA:GTX)	191.00000	10.9581	11.3020	2,093.00	2,158.68	65.68	3.14%	3.18%
Nuvve Holding Corp (NASDAQ:NVVE)	100.00000	21.5196	0.8974	2,151.96	89.74	(2,062.22)	(95.83)%	0.13%
Skye Bioscience Inc.	973.00000	4.4598	0.0317	4,339.39	30.82	(4,308.57)	(99.29)%	0.05%
				<b>11,819.06</b>	<b>3,370.87</b>	<b>(8,448.19)</b>	<b>(71.48)%</b>	<b>4.96%</b>

## The Townview Superannuation Fund

### Investment Summary as at 30 June 2023

Investment	Units	Average Cost Price	Market Price	Accounting Cost	Market Value	Unrealised Accounting Gain/(Loss)	Accounting Gain/(Loss) (%)	Portfolio Weight (%)
<b><i>Unlisted Market</i></b>								
Silver Minted Coins	478.00000	37.6189	42.2000	17,981.85	20,171.60	2,189.75	12.18%	29.70%
Tron	0.09078	0.1102	0.1102	0.01	0.01	0.00	0.00%	- %
Cronos	1,674.75667	0.4048	0.0848	677.86	142.02	(535.84)	(79.05)%	0.21%
Ethereum	0.00164	2,780.4878	2,914.6341	4.56	4.78	0.22	4.82%	0.01%
ETHPoW	0.01665	9.6096	3.6036	0.16	0.06	(0.10)	(62.50)%	- %
STEPN	60.30000	0.9182	0.3330	55.37	20.08	(35.29)	(63.73)%	0.03%
Gold Minted Bar	8.00000	2,515.8250	2,942.1000	20,126.60	23,536.80	3,410.20	16.94%	34.65%
Hina Inu	6,699,024,434.28000	0.0000	0.0000	0.00	0.00	0.00	0.00%	- %
Kuma Inu	0,919,682,618.15560	0.0000	0.0000	1,167.08	109.20	(1,057.88)	(90.64)%	0.16%
Terra V2	0.00036	0.0000	0.0000	0.00	0.00	0.00	0.00%	- %
Polygon	1.10697	1.3822	1.0027	1.53	1.11	(0.42)	(27.45)%	- %
MM Finance	0.41270	1.1146	0.0000	0.46	0.00	(0.46)	(100.00)%	- %
RiftDao.ne	738,097.00000	0.0000	0.0000	0.00	0.00	0.00	0.00%	- %
Songbird	879.14630	0.1333	0.0094	117.18	8.23	(108.95)	(92.98)%	0.01%
SHIBCOIN	1,973.31507	0.0000	0.0000	0.03	0.02	(0.01)	(33.33)%	- %
Platinum Coin	6.00000	1,689.9750	1,393.3200	10,139.85	8,359.92	(1,779.93)	(17.55)%	12.31%
Theta Fuel	33.18956	0.2742	0.0557	9.10	1.85	(7.25)	(79.67)%	- %
US Dollar	3,711.65643	1.5002	1.5115	5,568.32	5,610.20	41.88	0.75%	8.26%
USDT (Tether)	1,165.41414	1.4557	1.5115	1,696.55	1,761.51	64.96	3.83%	2.59%
Veracity	13.33208	0.0263	0.0083	0.35	0.11	(0.24)	(68.57)%	- %
				<b>57,546.86</b>	<b>59,727.50</b>	<b>2,180.64</b>	<b>3.79%</b>	<b>87.93%</b>
				<b>74,194.09</b>	<b>67,926.54</b>	<b>(6,267.55)</b>	<b>(8.45)%</b>	<b>100.00%</b>

The accounting cost is the original cost base adjusted by any subsequent capital call/improvement or capital return transactions. In many cases, it is not the same as the adjusted or reduced cost base, or the reset cost base resulting from the CGT relief. To view the tax cost base and unrealised gain/(loss) for tax purposes refer to the Unrealised Capital Gains Report or change the report parameter to tax cost base.

**The Townview Superannuation Fund  
Investment Income Summary  
For the period 1 July 2022 to 30 June 2023**

Total Income	Add			Less					Taxable Income (excluding Capital Gains)	Indexed Capital Gains *	Discounted Capital Gains *	Other Capital Gains *	CGT Concession Amount *
	Franking Credits	Foreign Credits	TFN Credits	Tax Free	Tax Exempt	Tax Deferred	Distributed Capital Gains	GST					
<b><i>Bank</i></b>													
CBA Bank Account													
1.03	0.00	0.00	0.00	0.00	0.00	0.00	0.00	0.00	1.03	0.00	0.00	0.00	0.00
<b>1.03</b>	<b>0.00</b>	<b>0.00</b>	<b>0.00</b>	<b>0.00</b>	<b>0.00</b>	<b>0.00</b>	<b>0.00</b>	<b>0.00</b>	<b>1.03</b>	<b>0.00</b>	<b>0.00</b>	<b>0.00</b>	<b>0.00</b>
<b><i>Foreign Investment Assets</i></b>													
Gold Royalty Corp (NYSE MKT:GROY)													
14.91	0.00	4.99	0.00	0.00	0.00	0.00	0.00	0.00	19.90	0.00	0.00	0.00	0.00
<b>14.91</b>	<b>0.00</b>	<b>4.99</b>	<b>0.00</b>	<b>0.00</b>	<b>0.00</b>	<b>0.00</b>	<b>0.00</b>	<b>0.00</b>	<b>19.90</b>	<b>0.00</b>	<b>0.00</b>	<b>0.00</b>	<b>0.00</b>
<b><i>Unlisted Market</i></b>													
ETHPoW													
0.16	0.00	0.00	0.00	0.00	0.00	0.00	0.00	0.00	0.16	0.00	0.00	0.00	0.00
<b>0.16</b>	<b>0.00</b>	<b>0.00</b>	<b>0.00</b>	<b>0.00</b>	<b>0.00</b>	<b>0.00</b>	<b>0.00</b>	<b>0.00</b>	<b>0.16</b>	<b>0.00</b>	<b>0.00</b>	<b>0.00</b>	<b>0.00</b>
<b>16.10</b>	<b>0.00</b>	<b>4.99</b>	<b>0.00</b>	<b>0.00</b>	<b>0.00</b>	<b>0.00</b>	<b>0.00</b>	<b>0.00</b>	<b>21.09</b>	<b>0.00</b>	<b>0.00</b>	<b>0.00</b>	<b>0.00</b>

\* Distributed capital gains components correspond to the cash amount received. You should refer to Realised Capital Gains or Distribution Reconciliation Reports for tax and capital gain reporting purpose.



**The Townview Superannuation Fund**  
**Realised Capital Gains**  
**For the period from 1 July 2022 to 30 June 2023**

		Accounting Treatment				Taxation Treatment							
		Quantity	Proceeds	Excess Tax Value*	Original Cost	Accounting Profit/(Loss)	Cost Base Calculation		Capital Gains Calculation				
							Adjusted	Reduced	Indexation	Discounted	Other	Deferred	Capital Loss
<b><u>Foreign Investment Assets</u></b>													
<b>Emerald Health Therapeutics Inc (FRA:TBD)</b>													
10/11/2022	Sale	499.00	4,339.39		4,339.39	0.00	4,339.39			0.00			
		499.00	4,339.39		4,339.39	0.00	4,339.39			0.00		0.00	
<b>Foreign Investment Assets Total</b>			4,339.39		4,339.39	0.00	4,339.39			0.00		0.00	
<b><u>Unlisted Market</u></b>													
<b>Avalanche</b>													
15/07/2022	Sale	4.06	118.81		119.06	(0.25)		119.06					0.25
15/07/2022	Sale	1.00	29.24		29.30	(0.06)		29.30					0.06
17/07/2022	Sale	49.74	1,469.30		1,472.44	(3.14)	147.33	1,325.11			0.48		3.62
17/07/2022	Sale	5.00	147.81		148.22	(0.41)		148.22					0.41
28/07/2022	Sale	85.19	2,821.96		2,863.36	(41.40)		2,863.36					41.40
29/07/2022	Sale	40.66	1,430.19		1,432.23	(2.04)		1,432.23					2.04
		185.65	6,017.31		6,064.61	(47.30)	147.33	5,917.28		0.00	0.48	0.00	47.78

**The Townview Superannuation Fund**  
**Realised Capital Gains**  
**For the period from 1 July 2022 to 30 June 2023**

		Accounting Treatment				Taxation Treatment							
		Quantity	Proceeds	Excess Tax Value*	Original Cost	Accounting Profit/(Loss)	Cost Base Calculation		Capital Gains Calculation				
							Adjusted	Reduced	Indexation	Discounted	Other	Deferred	Capital Loss
<b><u>Unlisted Market</u></b>													
<b>Binance</b>													
06/10/2022	Sale	0.05	22.53		20.63	1.90	20.63				1.90		
06/10/2022	Sale	0.90	405.47		372.75	32.72	372.75				32.72		
06/10/2022	Sale	0.05	22.53		20.58	1.95	20.58				1.95		
16/10/2022	Sale	1.10	478.79		478.79	0.00	478.79				0.00		
27/10/2022	Sale	0.65	296.26		295.17	1.09	295.17				1.09		
08/11/2022	Sale	0.54	266.99		267.40	(0.41)		267.40				0.41	
12/11/2022	Sale	0.02	6.74		6.75	(0.01)		6.75				0.01	
28/11/2022	Sale	0.90	415.08		421.11	(6.03)		421.11				6.03	
02/12/2022	Sale	0.40	170.98		171.61	(0.63)		171.61				0.63	
17/12/2022	Sale	0.80	272.44		273.00	(0.56)		273.00				0.56	
28/12/2022	Sale	0.50	182.50		184.49	(1.99)		184.49				1.99	
30/12/2022	Sale	0.70	253.42		255.08	(1.66)		255.08				1.66	
07/01/2023	Sale	0.90	340.07		340.10	(0.03)		340.10				0.03	
15/01/2023	Sale	0.34	144.76		145.77	(1.01)		145.77				1.01	
21/01/2023	Sale	0.06	26.07		25.63	0.44	25.63			0.44			
21/01/2023	Sale	0.26	117.57		115.03	2.54	115.03			2.54			
23/01/2023	Sale	0.00	0.04		0.04	0.00	0.04			0.00			
08/02/2023	Sale	0.10	47.47		47.57	(0.10)		47.57				0.10	
08/02/2023	Sale	0.13	64.06		61.65	2.41	28.40	33.25		2.49		0.08	
08/02/2023	Sale	0.07	30.89		30.95	(0.06)		30.95				0.06	
16/02/2023	Sale	0.04	20.39		21.39	(1.00)		21.39				1.00	
16/02/2023	Sale	0.12	52.20		53.77	(1.57)		53.77				1.57	
08/03/2023	Sale	0.10	43.57		45.42	(1.85)		45.42				1.85	
08/03/2023	Sale	0.12	50.13		50.51	(0.38)		50.51				0.38	
31/03/2023	Sale	0.03	14.99		15.00	(0.01)		15.00				0.01	
		8.88	3,745.94		3,720.19	25.75	1,357.02	2,363.17		0.00	43.13	0.00	17.38

**The Townview Superannuation Fund**  
**Realised Capital Gains**  
**For the period from 1 July 2022 to 30 June 2023**

		Accounting Treatment				Taxation Treatment							
		Quantity	Proceeds	Excess Tax Value*	Original Cost	Accounting Profit/(Loss)	Cost Base Calculation		Capital Gains Calculation				
							Adjusted	Reduced	Indexation	Discounted	Other	Deferred	Capital Loss
<b><u>Unlisted Market</u></b>													
<b>Binance USD</b>													
30/09/2022	Sale	500.00	768.43		0.00	768.43	0.00				768.43		
04/10/2022	Sale	100.02	153.76		0.00	153.76	0.00				153.76		
06/10/2022	Sale	201.64	309.48		0.00	309.48	0.00				309.48		
30/10/2022	Sale	500.00	779.43		770.80	8.63	770.80				8.63		
11/11/2022	Sale	168.60	261.97		259.99	1.98	259.99				1.98		
11/11/2022	Sale	378.66	588.33		583.94	4.39	583.94				4.39		
11/11/2022	Sale	121.34	188.54		187.13	1.41	187.13				1.41		
11/11/2022	Sale	331.40	514.90		510.88	4.02	510.88				4.02		
12/11/2022	Sale	4.52	6.75		6.97	(0.22)		6.97					
22/11/2022	Sale	2,910.00	4,397.86		0.00	4,397.86	0.00				4,397.86		
30/11/2022	Sale	500.00	752.44		752.44	0.00	752.44				0.00		
30/11/2022	Sale	87.01	130.04		130.94	(0.90)		130.94			0.90		
30/11/2022	Sale	412.99	617.27		621.50	(4.23)		621.50			4.23		
20/12/2022	Sale	49.80	74.36		74.94	(0.58)		74.94			0.58		
02/01/2023	Sale	500.00	734.11		739.07	(4.96)		739.07			4.96		
09/01/2023	Sale	199.27	289.33		289.60	(0.27)		289.60			0.27		
09/01/2023	Sale	0.73	1.06		1.08	(0.02)		1.08			0.02		
09/01/2023	Sale	129.00	187.30		190.68	(3.38)		190.68			3.38		
13/01/2023	Sale	200.00	289.26		290.66	(1.40)		290.66			1.40		
14/01/2023	Sale	100.73	144.27		145.68	(1.41)		145.68			1.41		
14/01/2023	Sale	99.27	142.18		143.58	(1.40)		143.58			1.40		
14/01/2023	Sale	100.73	144.27		145.69	(1.42)		145.69			1.42		
14/01/2023	Sale	99.27	142.18		144.27	(2.09)		144.27			2.09		
15/01/2023	Sale	25.57	36.64		36.99	(0.35)		36.99			0.35		
15/01/2023	Sale	122.11	174.96		175.25	(0.29)		175.25			0.29		
15/01/2023	Sale	53.32	76.40		76.72	(0.32)		76.72			0.32		
15/01/2023	Sale	10.00	14.31		14.46	(0.15)		14.46			0.15		
17/01/2023	Sale	114.13	163.31		163.38	(0.07)		163.38			0.07		
17/01/2023	Sale	124.90	178.73		179.02	(0.29)		179.02			0.29		
17/01/2023	Sale	85.87	122.89		123.08	(0.19)		123.08			0.19		



**The Townview Superannuation Fund**  
**Realised Capital Gains**  
**For the period from 1 July 2022 to 30 June 2023**

		Accounting Treatment				Taxation Treatment							
		Quantity	Proceeds	Excess Tax Value*	Original Cost	Accounting Profit/(Loss)	Cost Base Calculation		Capital Gains Calculation				
							Adjusted	Reduced	Indexation	Discounted	Other	Deferred	Capital Loss
<b><u>Unlisted Market</u></b>													
<b>Binance USD</b>													
17/01/2023	Sale	75.10	107.47		107.78	(0.31)		107.78					0.31
23/01/2023	Sale	38.68	55.33		55.35	(0.02)		55.35					0.02
22/02/2023	Sale	24.26	35.42		35.10	0.32	35.10				0.32		
22/02/2023	Sale	75.21	109.79		108.55	1.24	108.55				1.24		
22/02/2023	Sale	203.53	297.13		293.27	3.86	293.27				3.86		
08/03/2023	Sale	150.00	227.47		215.46	12.01	215.46				12.01		
31/03/2023	Sale	10.00	15.00		14.36	0.64	14.36				0.64		
26/05/2023	Sale	10.00	15.38		14.37	1.01	14.37				1.01		
		8,817.65	13,247.75		7,602.98	5,644.77	3,746.29	3,856.69		0.00	5,669.04	0.00	24.27
<b>Bitcoin</b>													
30/06/2023	Sale	0.00	0.00		11.73	(11.73)		11.73					11.73
		0.00	0.00		11.73	(11.73)		11.73		0.00		0.00	11.73
<b>DEXTools</b>													
30/06/2023	Sale	1,075.71	0.00		1,017.41	(1,017.41)		1,017.41					1,017.41
		1,075.71	0.00		1,017.41	(1,017.41)		1,017.41		0.00		0.00	1,017.41
<b>Dogecoin</b>													
29/11/2022	Sale	5,721.04	883.38		776.87	106.51	776.87				106.51		
30/12/2022	Sale	4,720.23	473.40		777.63	(304.23)		777.63					304.23
30/12/2022	Sale	4,561.09	457.44		722.12	(264.68)		722.12					264.68
08/01/2023	Sale	6,969.00	726.65		711.45	15.20	711.45				15.20		
13/01/2023	Sale	221.93	25.84		22.66	3.18	22.66				3.18		
13/01/2023	Sale	1,673.35	194.85		187.30	7.55	187.30				7.55		
14/01/2023	Sale	2,460.29	297.38		289.26	8.12	289.26				8.12		
16/01/2023	Sale	2,318.38	285.86		286.45	(0.59)		286.45					0.59
21/01/2023	Sale	2,374.65	295.85		286.20	9.65	286.20				9.65		
		31,019.96	3,640.65		4,059.94	(419.29)	2,273.74	1,786.20		0.00	150.21	0.00	569.50
<b>Dogelon Mars</b>													
30/06/2023	Sale	94,803,354.60	0.00		421.25	(421.25)		421.25					421.25
		94,803,354.60	0.00		421.25	(421.25)		421.25		0.00		0.00	421.25

**The Townview Superannuation Fund**  
**Realised Capital Gains**  
**For the period from 1 July 2022 to 30 June 2023**

		Accounting Treatment				Taxation Treatment							
		Quantity	Proceeds	Excess Tax Value*	Original Cost	Accounting Profit/(Loss)	Cost Base Calculation		Capital Gains Calculation				
							Adjusted	Reduced	Indexation	Discounted	Other	Deferred	Capital Loss
<b><u>Unlisted Market</u></b>													
<b>Ethereum</b>													
28/07/2022	Sale	1.15	2,649.35		2,655.94	(6.59)	176.83	2,479.11		0.41		7.00	
28/07/2022	Sale	0.04	90.48		90.72	(0.24)		90.72				0.24	
28/07/2022	Sale	0.53	1,229.08		1,227.15	1.93	1,049.40	177.75		2.44		0.51	
28/07/2022	Sale	0.05	115.45		30.36	85.09	1.60	28.76		85.17		0.08	
28/07/2022	Sale	0.09	205.93		36.49	169.44	36.49			169.44			
07/09/2022	Sale	0.10	223.58		245.27	(21.69)		245.27				21.69	
07/09/2022	Sale	0.09	199.40		218.73	(19.33)		218.73				19.33	
07/09/2022	Sale	1.01	2,259.96		2,460.76	(200.80)		2,460.76				200.80	
11/09/2022	Sale	0.09	230.27		219.25	11.02	219.25			11.02			
11/09/2022	Sale	0.60	1,547.93		1,473.19	74.74	1,473.19			74.74			
11/09/2022	Sale	0.44	1,141.90		1,087.53	54.37	1,087.53			54.37			
14/09/2022	Sale	0.09	204.71		215.32	(10.61)		215.32				10.61	
14/09/2022	Sale	0.01	20.63		21.66	(1.03)		21.66				1.03	
14/09/2022	Sale	0.00	3.45		3.64	(0.19)		3.64				0.19	
14/09/2022	Sale	0.00	3.45		3.64	(0.19)		3.64				0.19	
15/09/2022	Sale	0.57	1,372.60		1,380.37	(7.77)		1,380.37				7.77	
15/09/2022	Sale	0.06	139.44		143.39	(3.95)		143.39				3.95	
15/09/2022	Sale	0.00	2.31		2.36	(0.05)		2.36				0.05	
16/09/2022	Sale	0.00	2.12		2.11	0.01	2.11			0.01			
16/09/2022	Sale	0.64	1,425.43		1,434.87	(9.44)	1,243.68	191.19		5.68		15.12	
16/09/2022	Sale	0.04	94.12		93.69	0.43	93.69			0.43			
07/10/2022	Sale	0.00	0.81		0.82	(0.01)		0.82				0.01	
07/10/2022	Sale	0.35	736.58		750.02	(13.44)		750.02				13.44	
07/10/2022	Sale	0.00	4.93		5.20	(0.27)		5.20				0.27	
07/10/2022	Sale	0.02	42.02		42.42	(0.40)		42.42				0.40	
07/10/2022	Sale	0.01	12.59		12.71	(0.12)		12.71				0.12	
07/10/2022	Sale	0.00	0.81		0.82	(0.01)		0.82				0.01	
10/10/2022	Sale	0.04	82.91		84.01	(1.10)		84.01				1.10	
10/10/2022	Sale	0.34	697.96		707.88	(9.92)	82.91	624.97		0.00		9.92	
10/10/2022	Sale	0.00	5.05		5.12	(0.07)		5.12				0.07	

**The Townview Superannuation Fund**  
**Realised Capital Gains**  
**For the period from 1 July 2022 to 30 June 2023**

		Accounting Treatment				Taxation Treatment							
		Quantity	Proceeds	Excess Tax Value*	Original Cost	Accounting Profit/(Loss)	Cost Base Calculation		Capital Gains Calculation				
							Adjusted	Reduced	Indexation	Discounted	Other	Deferred	Capital Loss
<b><u>Unlisted Market</u></b>													
<b>Ethereum</b>													
10/10/2022	Sale	0.00	8.55		8.68	(0.13)		8.68				0.13	
10/10/2022	Sale	0.01	12.67		12.87	(0.20)		12.87				0.20	
10/10/2022	Sale	0.00	5.05		5.14	(0.09)		5.14				0.09	
16/10/2022	Sale	0.04	76.12		77.59	(1.47)		77.59				1.47	
16/10/2022	Sale	0.41	853.74		860.57	(6.83)	0.68	859.89		0.00		6.83	
16/10/2022	Sale	0.00	6.98		7.12	(0.14)		7.12				0.14	
16/10/2022	Sale	0.00	0.65		0.67	(0.02)		0.67				0.02	
28/10/2022	Sale	0.01	12.43		10.84	1.59	10.84			1.59			
31/10/2022	Sale	0.00	0.81		0.69	0.12	0.69			0.12			
31/10/2022	Sale	0.00	4.28		3.60	0.68	3.60			0.68			
31/10/2022	Sale	0.00	0.81		0.69	0.12	0.69			0.12			
08/11/2022	Sale	0.00	2.28		2.02	0.26	2.02			0.26			
08/11/2022	Sale	0.01	16.46		14.59	1.87	14.59			1.87			
08/11/2022	Sale	0.00	2.28		2.02	0.26	2.02			0.26			
08/11/2022	Sale	0.00	4.43		4.08	0.35	4.08			0.35			
22/11/2022	Sale	0.00	1.28		1.60	(0.32)		1.60				0.32	
22/11/2022	Sale	2.45	4,085.18		4,088.41	(3.23)	4,021.89	66.52		10.02		13.25	
22/11/2022	Sale	0.05	82.62		103.19	(20.57)		103.19				20.57	
08/01/2023	Sale	0.00	6.31		5.72	0.59	5.72			0.59			
09/01/2023	Sale	0.00	5.64		4.89	0.75	4.89			0.75			
09/01/2023	Sale	0.00	6.85		6.07	0.78	6.07			0.78			
14/01/2023	Sale	0.00	9.36		7.10	2.26	7.10			2.26			
14/01/2023	Sale	0.01	13.04		9.72	3.32	9.72			3.32			
16/01/2023	Sale	0.01	12.03		9.02	3.01	9.02			3.01			
17/01/2023	Sale	0.00	10.41		7.73	2.68	7.73			2.68			
17/01/2023	Sale	0.00	7.83		5.78	2.05	5.78			2.05			
20/01/2023	Sale	0.00	7.77		5.75	2.02	5.75			2.02			
22/01/2023	Sale	0.00	8.42		5.97	2.45	5.97			2.45			
22/01/2023	Sale	0.00	1.62		1.15	0.47	1.15			0.47			
22/01/2023	Sale	0.00	1.62		1.15	0.47	1.15			0.47			

**The Townview Superannuation Fund**  
**Realised Capital Gains**  
**For the period from 1 July 2022 to 30 June 2023**

		Accounting Treatment				Taxation Treatment							
		Quantity	Proceeds	Excess Tax Value*	Original Cost	Accounting Profit/(Loss)	Cost Base Calculation		Capital Gains Calculation				
							Adjusted	Reduced	Indexation	Discounted	Other	Deferred	Capital Loss
<b><u>Unlisted Market</u></b>													
<b>Ethereum</b>													
10/02/2023	Sale	0.00	9.32		6.93	2.39	6.93				2.39		
10/02/2023	Sale	0.00	2.06		1.53	0.53	1.53				0.53		
10/02/2023	Sale	0.00	2.06		1.53	0.53	1.53				0.53		
22/02/2023	Sale	0.00	2.89		2.89	0.00	2.89				0.00		
22/02/2023	Sale	0.14	342.13		258.58	83.55	187.38	71.20			83.70	0.15	
22/02/2023	Sale	0.00	10.06		6.96	3.10	6.96				3.10		
22/02/2023	Sale	0.06	146.94		101.57	45.37	101.57				45.37		
05/03/2023	Sale	0.01	24.12		24.27	(0.15)		24.27				0.15	
05/03/2023	Sale	0.07	158.45		164.52	(6.07)		164.52				6.07	
05/03/2023	Sale	0.00	9.55		9.61	(0.06)		9.61				0.06	
05/03/2023	Sale	0.02	38.30		38.53	(0.23)		38.53				0.23	
05/03/2023	Sale	0.01	24.20		25.13	(0.93)		25.13				0.93	
05/03/2023	Sale	0.62	1,446.94		1,460.57	(13.63)	1.04	1,459.53			0.00	13.63	
05/03/2023	Sale	0.01	29.55		30.70	(1.15)		30.70				1.15	
21/03/2023	Sale	0.00	1.20		1.05	0.15	1.05				0.15		
21/03/2023	Sale	0.00	1.20		1.05	0.15	1.05				0.15		
05/04/2023	Sale	0.03	87.32		72.16	15.16	72.16				15.16		
05/04/2023	Sale	0.00	3.80		3.15	0.65	3.15				0.65		
05/04/2023	Sale	0.01	14.76		12.21	2.55	12.21				2.55		
05/04/2023	Sale	0.00	3.80		4.06	(0.26)		4.06				0.26	
05/04/2023	Sale	0.03	84.23		70.29	13.94	67.25	3.04			14.13	0.19	
04/05/2023	Sale	0.49	1,409.41		1,444.36	(34.95)		1,444.36				34.95	
04/05/2023	Sale	0.01	31.60		32.24	(0.64)		32.24				0.64	
04/05/2023	Sale	0.04	107.70		109.81	(2.11)		109.81				2.11	
06/05/2023	Sale	0.02	58.60		66.18	(7.58)		66.18				7.58	
06/05/2023	Sale	0.11	323.77		332.92	(9.15)		332.92				9.15	
06/05/2023	Sale	0.04	118.54		133.85	(15.31)		133.85				15.31	
21/05/2023	Sale	0.01	15.83		18.90	(3.07)		18.90				3.07	
21/05/2023	Sale	0.00	3.67		4.39	(0.72)		4.39				0.72	
21/05/2023	Sale	0.00	3.67		4.39	(0.72)		4.39				0.72	

**The Townview Superannuation Fund**  
**Realised Capital Gains**  
**For the period from 1 July 2022 to 30 June 2023**

		Accounting Treatment				Taxation Treatment							
		Quantity	Proceeds	Excess Tax Value*	Original Cost	Accounting Profit/(Loss)	Cost Base Calculation		Capital Gains Calculation				
							Adjusted	Reduced	Indexation	Discounted	Other	Deferred	Capital Loss
<b><u>Unlisted Market</u></b>													
<b>Ethereum</b>													
21/05/2023	Sale	0.01	15.83		18.90	(3.07)		18.90					3.07
23/05/2023	Sale	0.01	18.99		22.31	(3.32)		22.31					3.32
23/05/2023	Sale	0.00	5.13		5.99	(0.86)		5.99					0.86
23/05/2023	Sale	0.01	25.11		29.32	(4.21)		29.32					4.21
23/05/2023	Sale	0.01	18.99		22.31	(3.32)		22.31					3.32
23/05/2023	Sale	0.00	6.23		7.27	(1.04)		7.27					1.04
23/05/2023	Sale	0.01	25.11		29.32	(4.21)		29.32					4.21
23/05/2023	Sale	0.00	6.23		7.27	(1.04)		7.27					1.04
23/05/2023	Sale	0.00	5.13		5.99	(0.86)		5.99					0.86
26/05/2023	Sale	0.18	492.94		493.74	(0.80)	488.38	5.36		0.00			0.80
26/05/2023	Sale	0.02	50.12		59.07	(8.95)		59.07					8.95
21/06/2023	Sale	0.02	40.88		42.52	(1.64)		42.52					1.64
		11.41	25,239.13		25,118.20	120.93	10,552.91	14,565.29		0.00	608.24	0.00	487.31
<b>Frax Share</b>													
28/10/2022	Sale	49.43	457.82		474.75	(16.93)		474.75					16.93
28/10/2022	Sale	96.81	896.72		933.91	(37.19)		933.91					37.19
08/11/2022	Sale	71.41	698.19		779.43	(81.24)		779.43					81.24
13/01/2023	Sale	31.19	289.26		259.01	30.25	259.01			30.25			
14/01/2023	Sale	3.78	36.70		31.38	5.32	31.38			5.32			
16/01/2023	Sale	29.58	342.59		286.45	56.14	286.45			56.14			
19/01/2023	Sale	22.14	294.46		286.20	8.26	286.20			8.26			
		304.34	3,015.74		3,051.13	(35.39)	863.04	2,188.09		0.00	99.97	0.00	135.36
<b>Hedron</b>													
05/04/2023	Sale	54,685,633.71	195.06		163.64	31.42	163.64			31.42			
05/04/2023	Sale	8,407,949.71	29.99		24.36	5.63	24.36			5.63			
23/05/2023	Sale	42,557,559.41	40.97		171.55	(130.58)		171.55					130.58
		105,651,142.83	266.02		359.55	(93.53)	188.00	171.55		0.00	37.05	0.00	130.58

**The Townview Superannuation Fund**  
**Realised Capital Gains**  
**For the period from 1 July 2022 to 30 June 2023**

		Accounting Treatment				Taxation Treatment							
		Quantity	Proceeds	Excess Tax Value*	Original Cost	Accounting Profit/(Loss)	Cost Base Calculation		Capital Gains Calculation				
							Adjusted	Reduced	Indexation	Discounted	Other	Deferred	Capital Loss
<b><u>Unlisted Market</u></b>													
<b>HEX</b>													
07/10/2022	Sale	12,483.67	636.97		668.02	(31.05)	137.54	530.48		9.21		40.26	
07/10/2022	Sale	2,516.33	128.39		138.94	(10.55)		138.94				10.55	
10/10/2022	Sale	98.84	5.15		5.46	(0.31)		5.46				0.31	
10/10/2022	Sale	14,901.16	776.82		822.76	(45.94)		822.76				45.94	
16/10/2022	Sale	20,000.00	993.34		1,029.60	(36.26)		1,029.60				36.26	
28/10/2022	Sale	9,446.55	599.57		485.85	113.72	485.85			113.72			
08/01/2023	Sale	7,921.56	259.79		332.53	(72.74)		332.53				72.74	
08/01/2023	Sale	1,332.34	43.69		55.93	(12.24)		55.93				12.24	
08/01/2023	Sale	78,061.12	2,560.07		3,504.12	(944.05)		3,504.12				944.05	
08/01/2023	Sale	1,312.58	43.05		84.63	(41.58)		84.63				41.58	
14/01/2023	Sale	35,615.27	1,335.52		1,276.18	59.34	1,276.18			59.34			
14/01/2023	Sale	21,223.96	795.87		714.50	81.37	714.50			81.37			
14/01/2023	Sale	43,160.77	1,618.47		1,632.43	(13.96)	726.39	906.04		82.72		96.68	
16/01/2023	Sale	5,200.08	198.63		189.87	8.76	189.87			8.76			
16/01/2023	Sale	94,799.92	3,621.13		3,457.80	163.33	3,457.80			163.33			
20/01/2023	Sale	42,055.52	1,410.00		1,619.02	(209.02)		1,619.02				209.02	
20/01/2023	Sale	7,944.48	266.36		317.42	(51.06)		317.42				51.06	
22/01/2023	Sale	29,836.48	988.09		1,192.11	(204.02)		1,192.11				204.02	
22/01/2023	Sale	20,163.52	667.75		805.63	(137.88)		805.63				137.88	
05/03/2023	Sale	4,759.35	455.83		318.06	137.77	318.06			137.77			
05/03/2023	Sale	11,240.65	1,076.57		613.63	462.94	613.63			462.94			
21/03/2023	Sale	5,000.00	750.52		334.15	416.37	334.15			416.37			
04/05/2023	Sale	16,000.00	1,583.07		1,069.28	513.79	1,069.28			513.79			
06/05/2023	Sale	5,000.00	454.16		334.15	120.01	334.15			120.01			
21/05/2023	Sale	5,987.01	317.45		481.23	(163.78)		481.23				163.78	
21/05/2023	Sale	4,012.99	212.78		268.18	(55.40)		268.18				55.40	
23/05/2023	Sale	1,194.84	41.95		108.46	(66.51)		108.46				66.51	
23/05/2023	Sale	5,344.36	187.65		487.00	(299.35)		487.00				299.35	
30/06/2023	Sale	359.70	0.00		32.02	(32.02)		32.02				32.02	
		506,973.05	22,028.64		22,378.96	(350.32)	9,657.40	12,721.56		0.00	2,169.33	0.00	2,519.65

**The Townview Superannuation Fund**  
**Realised Capital Gains**  
**For the period from 1 July 2022 to 30 June 2023**

		Accounting Treatment				Taxation Treatment							
		Quantity	Proceeds	Excess Tax Value*	Original Cost	Accounting Profit/(Loss)	Cost Base Calculation		Capital Gains Calculation				
							Adjusted	Reduced	Indexation	Discounted	Other	Deferred	Capital Loss
<b><u>Unlisted Market</u></b>													
<b>Hina Inu</b>													
30/06/2023	Sale	67,553,817.72	0.00		0.00		0.00				0.00		
		,967,553,817.72	0.00		0.00		0.00			0.00	0.00	0.00	
<b>Kishu Inu</b>													
08/11/2022	Sale	89,004,554.24	0.91		0.00	0.91	0.00				0.91		
08/11/2022	Sale	04,873,426.85	65.33		0.00	65.33	0.00				65.33		
		,093,877,981.08	66.24		0.00	66.24	0.00			0.00	66.24	0.00	
<b>Polygon</b>													
26/05/2023	Sale	10.00	13.77		13.85	(0.08)		13.85					0.08
		10.00	13.77		13.85	(0.08)	0.00	13.85		0.00		0.00	0.08
<b>SHIBCOIN</b>													
29/11/2022	Sale	1,972.60	0.03		0.01	0.02	0.01				0.02		
29/11/2022	Sale	50,160,359.91	696.42		776.83	(80.41)	0.02	776.81			0.01		80.42
29/11/2022	Sale	0.71	0.00		0.00		0.00				0.00		
		50,162,333.23	696.45		776.84	(80.39)	0.03	776.81		0.00	0.03	0.00	80.42
<b>US Dollar</b>													
09/09/2022	Sale	1,000.00	1,473.92		1,489.15	(15.23)		1,489.15					15.23
15/09/2022	Sale	198.34	294.10		295.36	(1.26)		295.36					1.26
15/09/2022	Sale	801.66	1,188.69		1,188.02	0.67	289.59	898.43			4.51		3.84
16/09/2022	Sale	1,000.00	1,482.79		1,460.05	22.74	1,460.05				22.74		
		3,000.00	4,439.50		4,432.58	6.92	1,749.64	2,682.94		0.00	27.25	0.00	20.33

**The Townview Superannuation Fund**  
**Realised Capital Gains**  
**For the period from 1 July 2022 to 30 June 2023**

		Accounting Treatment				Taxation Treatment							
		Quantity	Proceeds	Excess Tax Value*	Original Cost	Accounting Profit/(Loss)	Cost Base Calculation		Capital Gains Calculation				
							Adjusted	Reduced	Indexation	Discounted	Other	Deferred	Capital Loss
<b><u>Unlisted Market</u></b>													
<b>USDT (Tether)</b>													
02/07/2022	Sale	9,902.95	14,531.11		14,505.79	25.32	14,505.79			25.32			
02/07/2022	Sale	101.05	148.28		148.19	0.09	148.19			0.09			
15/07/2022	Sale	100.00	148.36		146.64	1.72	146.64			1.72			
17/07/2022	Sale	902.95	1,330.34		1,324.13	6.21	1,324.13			6.21			
17/07/2022	Sale	100.00	147.33		146.64	0.69	146.64			0.69			
17/07/2022	Sale	97.05	142.99		142.32	0.67	142.32			0.67			
20/07/2022	Sale	4,991.20	7,229.28		7,389.49	(160.21)		7,389.49				160.21	
20/07/2022	Sale	9.20	13.33		13.62	(0.29)		13.62				0.29	
28/07/2022	Sale	1,000.00	1,431.68		1,480.52	(48.84)		1,480.52				48.84	
28/07/2022	Sale	2,000.00	2,863.36		2,961.06	(97.70)		2,961.06				97.70	
28/07/2022	Sale	51.00	73.02		75.51	(2.49)		75.51				2.49	
28/07/2022	Sale	2,000.00	2,863.36		2,961.06	(97.70)		2,961.06				97.70	
29/07/2022	Sale	1,001.00	1,432.23		1,482.01	(49.78)		1,482.01				49.78	
08/08/2022	Sale	204.00	295.26		302.03	(6.77)		302.03				6.77	
09/09/2022	Sale	1,000.00	1,473.92		1,480.53	(6.61)		1,480.53				6.61	
22/09/2022	Sale	20.00	29.91		29.61	0.30	29.61			0.30			
26/09/2022	Sale	400.00	612.75		592.21	20.54	592.21			20.54			
26/09/2022	Sale	100.00	153.19		148.05	5.14	148.05			5.14			
04/10/2022	Sale	100.00	153.76		148.05	5.71	148.05			5.71			
06/10/2022	Sale	1,066.40	1,637.03		1,578.84	58.19	1,578.84			58.19			
27/10/2022	Sale	46.68	73.16		69.11	4.05	69.11			4.05			
27/10/2022	Sale	42.33	66.35		62.67	3.68	62.67			3.68			
27/10/2022	Sale	100.00	156.74		148.05	8.69	148.05			8.69			
31/10/2022	Sale	350.00	545.50		518.19	27.31	518.19			27.31			
08/11/2022	Sale	38.93	60.03		57.63	2.40	57.63			2.40			
28/11/2022	Sale	92.39	136.86		136.79	0.07	136.79			0.07			
28/11/2022	Sale	187.83	278.22		278.09	0.13	278.09			0.13			
02/12/2022	Sale	10.78	15.83		16.57	(0.74)		16.57				0.74	
02/12/2022	Sale	105.65	155.15		156.93	(1.78)		156.93				1.78	
17/12/2022	Sale	180.00	268.06		276.52	(8.46)		276.52				8.46	



**The Townview Superannuation Fund**  
**Realised Capital Gains**  
**For the period from 1 July 2022 to 30 June 2023**

		Accounting Treatment					Taxation Treatment						
		Quantity	Proceeds	Excess Tax Value*	Original Cost	Accounting Profit/(Loss)	Cost Base Calculation		Capital Gains Calculation				
							Adjusted	Reduced	Indexation	Discounted	Other	Deferred	Capital Loss
<b><u>Unlisted Market</u></b>													
<b>USDT (Tether)</b>													
20/12/2022	Sale	41.91	62.59		64.34	(1.75)		64.34					1.75
20/12/2022	Sale	10.83	16.17		16.62	(0.45)		16.62					0.45
28/12/2022	Sale	123.11	182.50		188.98	(6.48)		188.98					6.48
30/12/2022	Sale	147.45	217.95		226.35	(8.40)		226.35					8.40
30/12/2022	Sale	23.99	35.46		36.83	(1.37)		36.83					1.37
07/01/2023	Sale	234.00	340.07		359.23	(19.16)		359.23					19.16
09/01/2023	Sale	49.79	72.30		73.22	(0.92)		73.22					0.92
09/01/2023	Sale	171.44	248.93		255.20	(6.27)		255.20					6.27
09/01/2023	Sale	123.11	178.75		182.30	(3.55)		182.30					3.55
09/01/2023	Sale	182.94	265.63		270.91	(5.28)		270.91					5.28
09/01/2023	Sale	7.47	10.85		11.47	(0.62)		11.47					0.62
09/01/2023	Sale	280.22	406.87		410.33	(3.46)		410.33					3.46
09/01/2023	Sale	169.41	245.98		258.14	(12.16)		258.14					12.16
09/01/2023	Sale	116.43	169.05		172.46	(3.41)		172.46					3.41
09/01/2023	Sale	834.59	1,211.78		1,299.24	(87.46)		1,299.24					87.46
09/01/2023	Sale	64.59	93.78		95.67	(1.89)		95.67					1.89
14/01/2023	Sale	1,447.40	2,073.03		2,107.84	(34.81)		2,107.84					34.81
14/01/2023	Sale	1,165.41	1,669.16		1,688.66	(19.50)		1,688.66					19.50
15/01/2023	Sale	201.00	288.09		289.47	(1.38)		289.47					1.38
15/01/2023	Sale	101.00	144.76		145.46	(0.70)		145.46					0.70
17/01/2023	Sale	9.99	14.29		14.36	(0.07)		14.36					0.07
17/01/2023	Sale	863.41	1,235.55		1,240.07	(4.52)		1,240.07					4.52
17/01/2023	Sale	200.93	287.54		289.26	(1.72)		289.26					1.72
17/01/2023	Sale	824.67	1,180.10		1,187.66	(7.56)		1,187.66					7.56
17/01/2023	Sale	101.00	144.53		145.46	(0.93)		145.46					0.93
17/01/2023	Sale	665.04	955.23		957.78	(2.55)		957.78					2.55
21/01/2023	Sale	101.00	145.08		145.22	(0.14)		145.22					0.14
08/02/2023	Sale	101.00	144.96		145.22	(0.26)		145.22					0.26
10/02/2023	Sale	1,026.67	1,478.17		1,478.04	0.13	1,312.01	166.03			1.80		1.67
10/02/2023	Sale	973.33	1,401.38		1,399.45	1.93	1,399.45				1.93		



**The Townview Superannuation Fund**  
**Realised Capital Gains**  
**For the period from 1 July 2022 to 30 June 2023**

**Capital Gains Tax Return Summary**

	Indexation	Discount	Other	Deferred	Total Capital Gains	Capital Losses
<b>Current Year Capital Gains</b>						
Shares & Units - Listed Shares	0.00	0.00	0.00	0.00	0.00	0.00
Shares & Units - Other Shares	0.00	0.00	8,452.00	0.00	8,452.00	5,203.00
Shares & Units - Listed Trusts	0.00	0.00	0.00	0.00	0.00	0.00
Shares & Units - Other Units	0.00	0.00	643.00	0.00	643.00	1,000.00
Australian Real Estate	0.00	0.00	0.00	0.00	0.00	0.00
Other Real Estate	0.00	0.00	0.00	0.00	0.00	0.00
Collectables	0.00	0.00	0.00	0.00	0.00	0.00
Other CGT Assets & Other CGT Events	0.00	0.00	0.00	0.00	0.00	0.00
Distributed Capital Gains from Trusts	0.00	0.00	0.00	0.00	0.00	0.00
	0.00	0.00	9,095.00	0.00	9,095.00	6,203.00
<b>Capital Losses Applied</b>						
Current Year	0.00	0.00	6,203.00	0.00	6,203.00	
Prior Years	0.00	0.00	2,892.00	0.00	2,892.00	
	0.00	0.00	9,095.00	0.00	9,095.00	
<b>Net Capital Gains</b>						
Net Gain after applying losses	0.00	0.00	0.00	0.00	0.00	
Discount applicable		0.00				
Net Gain after applying discount	0.00	0.00	0.00	0.00	0.00	

**The Townview Superannuation Fund**  
(ABN: 29 184 685 026)

**Consolidated Member Benefit Totals**

Period	Member Account Details
1 July 2022 - 30 June 2023	Residential Address: 4/66 WHITING ST ARTARMON, NSW 2064
Member Number: 1	Date of Birth: 27 July 1966
<b>Mr Michael King</b>	Date Joined Fund: 24 April 2006
	Eligible Service Date: 24 April 2006
	Tax File Number Held: Yes

*Note: this report provides a consolidated view of the Member's interests in the SMSF  
Refer to the Member Benefit Statements produced for each member account for further details*

**Your Accounts**

<b>Withdrawal Benefit</b> as at 1 Jul 2022	
Accumulation	43,720.11
<b>Total</b> as at 1 Jul 2022	<b>43,720.11</b>

<b>Withdrawal Benefit</b> as at 30 Jun 2023	
Accumulation	49,460.12
<b>Total</b> as at 30 Jun 2023	<b>49,460.12</b>

**Your Tax Components**

Tax Free	16,387.64
Taxable - Taxed	33,072.48
Taxable - Untaxed	-

**Your Preservation Components**

Preserved	49,460.12
Restricted Non Preserved	-
Unrestricted Non Preserved	-

**Your Insurance Benefits**

No insurance details have been recorded

**Your Beneficiaries**

No beneficiary details have been recorded

**For Enquiries:**

phone 0477705173 | email [maureen@kingscreekcorp.com.au](mailto:maureen@kingscreekcorp.com.au)  
mail The Townview Superannuation Fund, Unit 4 64-66 Whiting Street, Artarmon NSW 2064

**The Townview Superannuation Fund**  
 (ABN: 29 184 685 026)

**Member Benefit Statement**

Period	Member Account Details
<b>1 July 2022 - 30 June 2023</b>	Residential Address: 4/66 WHITING ST ARTARMON, NSW 2064
<b>Member</b> Number: 1	Date of Birth: 27 July 1966
<b>Mr Michael King</b>	Date Joined Fund: 24 April 2006
<b>Accumulation Account</b>	Eligible Service Date: 24 April 2006
<b>Accumulation</b>	Tax File Number Held: Yes
	Account Start Date: 24 April 2006

Your Account Summary	
<b>Withdrawal Benefit</b> as at 1 Jul 2022	<b>43,720.11</b>
<i><u>Increases to your account:</u></i>	
Member Contributions	6,550.00
Share Of Net Fund Income	4,608.00
Tax Effect Of Direct Member Expenses	843.30
<b><u>Total Increases</u></b>	<b>12,001.30</b>
<i><u>Decreases to your account:</u></i>	
Member Insurance Premiums	5,621.97
Tax on Net Fund Income	639.32
<b><u>Total Decreases</u></b>	<b>6,261.29</b>
<b>Withdrawal Benefit</b> as at 30 Jun 2023	<b><u>49,460.12</u></b>

Your Tax Components		
Tax Free	33.1330 %	16,387.64
Taxable - Taxed		33,072.48
Taxable - Untaxed		-
Your Preservation Components		
Preserved		49,460.12
Restricted Non Preserved		-
Unrestricted Non Preserved		-
Your Insurance Benefits		
No insurance details have been recorded		
Your Beneficiaries		
No beneficiary details have been recorded		

**For Enquiries:**  
 phone 0477705173 | email [maureen@kingscreekcorp.com.au](mailto:maureen@kingscreekcorp.com.au)  
 mail The Townview Superannuation Fund, Unit 4 64-66 Whiting Street, Artarmon NSW 2064



**Trustees**

The Trustees of the Fund are as follows:

Muh-Ling Chang and  
Michael King

**Availability of Other Fund Information**

Additional information regarding your membership is available on request. What your Fund can do is governed by the provisions of its Trust Deed, which is available for inspection. If you require further information or clarification of any aspect of your membership of the Fund, please contact your Fund's Administrator or Trustees.

**Trustees Disclaimer**

This statement has been prepared by the Trustees for the member whose name appears at the top of this statement. While every effort has been made by the Trustees to ensure the accuracy and completeness of this statement, the Trustees do not accept any liability for any errors, omissions or misprints.

Signed on behalf of the Trustees of the Fund

.....  
Muh-Ling Chang  
Trustee

.....  
Michael King  
Trustee

Statement Date: 30 June 2023

**For Enquiries:**

phone 0477705173 | email [maureen@kingscreekcorp.com.au](mailto:maureen@kingscreekcorp.com.au)  
mail The Townview Superannuation Fund, Unit 4 64-66 Whiting Street, Artarmon NSW 2064

**The Townview Superannuation Fund**  
 (ABN: 29 184 685 026)

**Consolidated Member Benefit Totals**

Period	Member Account Details
1 July 2022 - 30 June 2023	Residential Address: 4/66 WHITING ST ARTARMON, NSW 2064
Member	Number: 2
Mrs Muh-Ling Chang	Date of Birth: 18 January 1968 Date Joined Fund: 24 April 2006 Eligible Service Date: 24 April 2006 Tax File Number Held: Yes

*Note: this report provides a consolidated view of the Member's interests in the SMSF  
 Refer to the Member Benefit Statements produced for each member account for further details*

**Your Accounts**

<b>Withdrawal Benefit</b> as at 1 Jul 2022	
Accumulation	27,585.98
<b>Total</b> as at 1 Jul 2022	<b>27,585.98</b>

<b>Withdrawal Benefit</b> as at 30 Jun 2023	
Accumulation	35,554.47
<b>Total</b> as at 30 Jun 2023	<b>35,554.47</b>

**Your Tax Components**

Tax Free	17,611.62
Taxable - Taxed	17,942.85
Taxable - Untaxed	-

**Your Preservation Components**

Preserved	35,554.47
Restricted Non Preserved	-
Unrestricted Non Preserved	-

**Your Insurance Benefits**

	Balance	Insurance	Total Benefit
On Death	35,554.47	1,030,000.00	1,065,554.47
On TPD	35,554.47	1,030,000.00	1,065,554.47
Salary Cont		-	

**Your Beneficiaries**

No beneficiary details have been recorded

**The Townview Superannuation Fund**  
(ABN: 29 184 685 026)

**Member Benefit Statement**

Period	Member Account Details
1 July 2022 - 30 June 2023	Residential Address: 4/66 WHITING ST ARTARMON, NSW 2064
Member	Number: 2
Mrs Muh-Ling Chang	Date of Birth: 18 January 1968 Date Joined Fund: 24 April 2006 Eligible Service Date: 24 April 2006
Accumulation Account	Tax File Number Held: Yes
Accumulation	Account Start Date: 24 April 2006

Your Account Summary	
<b>Withdrawal Benefit</b> as at 1 Jul 2022	<b>27,585.98</b>
<i><u>Increases to your account:</u></i>	
Member Contributions	6,550.00
Share Of Net Fund Income	3,122.00
Tax Effect Of Direct Member Expenses	224.18
<b><u>Total Increases</u></b>	<b>9,896.18</b>
<i><u>Decreases to your account:</u></i>	
Member Insurance Premiums	1,494.54
Tax on Net Fund Income	433.15
<b><u>Total Decreases</u></b>	<b>1,927.69</b>
<b>Withdrawal Benefit</b> as at 30 Jun 2023	<b>35,554.47</b>

Your Tax Components		
Tax Free	49.5342 %	17,611.62
Taxable - Taxed		17,942.85
Taxable - Untaxed		-

Your Preservation Components	
Preserved	35,554.47
Restricted Non Preserved	-
Unrestricted Non Preserved	-

Your Insurance Benefits			
	Balance	Insurance	Total Benefit
On Death	35,554.47	1,030,000.00	1,065,554.47
On TPD	35,554.47	1,030,000.00	1,065,554.47
Salary Cont		-	

**Your Beneficiaries**

No beneficiary details have been recorded

**For Enquiries:**

phone 0477705173 | email [maureen@kingscreekcorp.com.au](mailto:maureen@kingscreekcorp.com.au)  
mail The Townview Superannuation Fund, Unit 4 64-66 Whiting Street, Artarmon NSW 2064





**Trustees**

The Trustees of the Fund are as follows:

Muh-Ling Chang and  
Michael King

**Availability of Other Fund Information**

Additional information regarding your membership is available on request. What your Fund can do is governed by the provisions of its Trust Deed, which is available for inspection. If you require further information or clarification of any aspect of your membership of the Fund, please contact your Fund's Administrator or Trustees.

**Trustees Disclaimer**

This statement has been prepared by the Trustees for the member whose name appears at the top of this statement. While every effort has been made by the Trustees to ensure the accuracy and completeness of this statement, the Trustees do not accept any liability for any errors, omissions or misprints.

Signed on behalf of the Trustees of the Fund

.....  
Muh-Ling Chang  
Trustee

.....  
Michael King  
Trustee

Statement Date: 30 June 2023

**For Enquiries:**

phone 0477705173 | email [maureen@kingscreekcorp.com.au](mailto:maureen@kingscreekcorp.com.au)  
mail The Townview Superannuation Fund, Unit 4 64-66 Whiting Street, Artarmon NSW 2064

**The Townview Superannuation Fund**  
**Contribution Caps**  
**For the Period From 1 July 2022 to 30 June 2023**

**Mr Michael King**

**Date of Birth:** 27 Jul 1966  
**Age:** 56 (at 30/06/2023)  
**Status:** Member may be eligible for the bring forward rule, certain conditions apply

**Contributions Summary**

**Prior Year Contributions** **Non-Concessional**  
 Contributions for the previous 2 years are not confirmed  
 3-year cap in effect from previous years Unknown  
 Total non-concessional contributions in previous 2 years Unknown

Current Year Contributions	Note	Concessional	Non-Concessional
Caps	1	27,500.00	110,000.00
Cumulative Available Unused Cap	2	94,227.49	0.00
Contributions made (to this fund)	3	0.00	6,550.00
Contributions made (to other funds)		0.00	0.00
Contributions as allocated		0.00	6,550.00
Amount above caps	4	0.00	0.00
Available		121,727.49	103,450.00

**Notes**

- 1 . Non-concessional cap shown does NOT take prior year 'Bring Forward Rule' usage into account
- 2 . Member may be eligible to make catch-up concessional contributions
- 3 . Excludes any unmatched deposits
- 4 . Any excess concessional contributions are treated as non-concessional

**Contributions Breakdown**

<u>Income Type</u>	<u>Contribution Type</u>	<u>Amount</u>
<b>Concessional</b>	Employer	0.00
	Personal	0.00
	Family and friends	0.00
	Foreign superannuation fund	0.00
	Transfers from reserve	0.00
	<b>Contributions as allocated</b>	<b>0.00</b>
<b>NonConcessional</b>	Personal	6,550.00
	Spouse	0.00
	Child	0.00
	Transfers from reserve	0.00
	Foreign superannuation fund	0.00
	<b>Contributions as allocated</b>	<b>6,550.00</b>
<b>Other</b>	CGT small business 15-year exemption	0.00
	CGT small business retirement exemption	0.00
	Government Co-Contributions	0.00
	Directed termination payment (taxed)	0.00
	Directed termination payment (untaxed)	0.00
	Personal injury election	0.00
	Downsizer Contribution	0.00
	COVID-19 Re-Contribution	0.00
	<b>Total Other contributions</b>	<b>0.00</b>

**Transactions**

Date	Contribution Type	Concessional	Non-Concessional	Other	Source
------	-------------------	--------------	------------------	-------	--------

---

**The Townview Superannuation Fund**  
**Contribution Caps**  
**For the Period From 1 July 2022 to 30 June 2023**

---

**Mr Michael King**

23/08/2022	Personal	1,500.00	manual
11/01/2023	Personal	750.00	manual
21/01/2023	Personal	1,000.00	manual
04/04/2023	Personal	800.00	manual
06/06/2023	Personal	500.00	manual
28/06/2023	Personal	2,000.00	manual
<b>Totals:</b>		<b>6,550.00</b>	

---

**The Townview Superannuation Fund**  
**Contribution Caps**  
**For the Period From 1 July 2022 to 30 June 2023**

**Mrs Muh-Ling Chang**

**Date of Birth:** 18 Jan 1968  
**Age:** 55 (at 30/06/2023)  
**Status:** Member may be eligible for the bring forward rule, certain conditions apply

**Contributions Summary**

<b>Prior Year Contributions</b>		<b>Non-Concessional</b>	
Contributions for the previous 2 years are not confirmed			Unknown
3-year cap in effect from previous years			Unknown
Total non-concessional contributions in previous 2 years			Unknown
<b>Current Year Contributions</b>	<b>Note</b>	<b>Concessional</b>	<b>Non-Concessional</b>
Caps	1	27,500.00	110,000.00
Cumulative Available Unused Cap	2	101,474.00	0.00
Contributions made (to this fund)	3	0.00	6,550.00
Contributions made (to other funds)		0.00	0.00
Contributions as allocated		0.00	6,550.00
Amount above caps	4	0.00	0.00
Available		128,974.00	103,450.00

**Notes**

- 1 . Non-concessional cap shown does NOT take prior year 'Bring Forward Rule' usage into account
- 2 . Member may be eligible to make catch-up concessional contributions
- 3 . Excludes any unmatched deposits
- 4 . Any excess concessional contributions are treated as non-concessional

**Contributions Breakdown**

<u>Income Type</u>	<u>Contribution Type</u>	<u>Amount</u>
<b>Concessional</b>	Employer	0.00
	Personal	0.00
	Family and friends	0.00
	Foreign superannuation fund	0.00
	Transfers from reserve	0.00
	<b>Contributions as allocated</b>	<b>0.00</b>
<b>NonConcessional</b>	Personal	6,550.00
	Spouse	0.00
	Child	0.00
	Transfers from reserve	0.00
	Foreign superannuation fund	0.00
	<b>Contributions as allocated</b>	<b>6,550.00</b>
<b>Other</b>	CGT small business 15-year exemption	0.00
	CGT small business retirement exemption	0.00
	Government Co-Contributions	0.00
	Directed termination payment (taxed)	0.00
	Directed termination payment (untaxed)	0.00
	Personal injury election	0.00
	Downsizer Contribution	0.00
	COVID-19 Re-Contribution	0.00
	<b>Total Other contributions</b>	<b>0.00</b>

**Transactions**

<b>Date</b>	<b>Contribution Type</b>	<b>Concessional</b>	<b>Non-Concessional</b>	<b>Other</b>	<b>Source</b>
23/08/2022	Personal		1,500.00		manual
11/01/2023	Personal		750.00		manual
21/01/2023	Personal		1,000.00		manual
04/04/2023	Personal		800.00		manual
06/06/2023	Personal		500.00		manual

---

**The Townview Superannuation Fund**  
**Contribution Caps**  
**For the Period From 1 July 2022 to 30 June 2023**

---

**Mrs Muh-Ling Chang**

28/06/2023	Personal	2,000.00	manual
<b>Totals:</b>		<b>6,550.00</b>	

---

**The Townview Superannuation Fund**  
**Investment Movement Summary**  
**For the period 1 July 2022 to 30 June 2023**

Investment	Opening Balance		Acquisitions		Disposals			Closing Balance		
	Qty	Cost	Qty	Cost	Qty	Proceeds	Profit/(Loss)	Qty	Cost	Market Value
<b><u>Bank</u></b>										
CBA Bank Account		7,769.50		18,841.75		21,920.28	0.00		4,690.97	4,690.97
CMC Cash Account		215.29		2,014.91		2,093.00	0.00		137.20	137.20
		7,984.79		20,856.66		24,013.28	0.00		4,828.17	4,828.17
<b><u>Foreign Investment Assets</u></b>										
Emerald Health Therapeutics Inc (FRA:TBD)	499.00	4,339.39	0.00	0.00	499.00	4,339.39	0.00	0.00	0.00	0.00
Garrett Motion Inc (NYSE ARCA:GTX)	0.00	0.00	191.00	2,093.00	0.00	0.00	0.00	191.00	2,093.00	2,158.68
Gold Royalty Corp (NYSE MKT:GROY)	335.00	1,559.73	0.00	0.00	0.00	0.00	0.00	335.00	1,559.73	894.34
Nuvve Holding Corp (NASDAQ:NVVE)	100.00	2,151.96	0.00	0.00	0.00	0.00	0.00	100.00	2,151.96	89.74
Skye Bioscience Inc.	0.00	0.00	973.00	4,339.39	0.00	0.00	0.00	973.00	4,339.39	30.82
Tritium DCFC Limited (NASDAQ:DCFC)	120.00	1,674.98	0.00	0.00	0.00	0.00	0.00	120.00	1,674.98	197.29
		9,726.06		6,432.39		4,339.39	0.00		11,819.06	3,370.87
<b><u>Unlisted Market</u></b>										
Avalanche	0.00	0.00	185.65	6,064.61	185.65	6,017.31	(47.30)	0.00	0.00	0.00
Binance	0.00	0.00	8.88	3,720.19	8.88	3,745.94	25.75	0.00	0.00	0.00
Binance USD	0.00	0.00	8,817.65	7,602.98	8,817.65	13,247.75	5,644.77	0.00	0.00	0.00
Bitcoin	0.00	11.73	0.00	0.00	0.00	0.00	(11.73)	0.00	0.00	0.00
Cronos	0.00	0.00	1,674.76	677.86	0.00	0.00	0.00	1,674.76	677.86	142.02
DEXTools	1,075.71	1,017.41	0.00	0.00	1,075.71	0.00	(1,017.41)	0.00	0.00	0.00
Dogecoin	0.00	0.00	31,019.96	4,059.94	31,019.96	3,640.65	(419.29)	0.00	0.00	0.00
Dogelon Mars	94,803,354.60	421.25	0.00	0.00	94,803,354.60	0.00	(421.25)	0.00	0.00	0.00
Ethereum	0.02	33.54	11.39	25,089.22	11.41	25,239.13	120.93	0.00	4.56	4.78
ETHPoW	0.00	0.00	0.02	0.16	0.00	0.00	0.00	0.02	0.16	0.06

**The Townview Superannuation Fund**  
**Investment Movement Summary**  
**For the period 1 July 2022 to 30 June 2023**

Investment	Opening Balance		Acquisitions		Disposals			Closing Balance		
	Qty	Cost	Qty	Cost	Qty	Proceeds	Profit/(Loss)	Qty	Cost	Market Value
Frax Share	0.00	0.00	304.34	3,051.13	304.34	3,015.74	(35.39)	0.00	0.00	0.00
Gold Minted Bar	8.00	20,126.60	0.00	0.00	0.00	0.00	0.00	8.00	20,126.60	23,536.80
Hedron	0.00	0.00	105,651,142.83	359.55	105,651,142.83	266.02	(93.53)	0.00	0.00	0.00
HEX	2,876.03	137.54	504,097.02	22,241.42	506,973.05	22,028.64	(350.32)	0.00	0.00	0.00
Hina Inu	9,829,666,578,252.00	0.00	0.00	0.00	9,512,967,553,817.72	0.00	0.00	316,699,024,434.28	0.00	0.00
Kishu Inu	0.00	0.00	86,093,877,981.08	0.00	86,093,877,981.08	66.24	66.24	0.00	0.00	0.00
Kuma Inu	0.00	0.00	10,919,682,618.16	1,167.08	0.00	0.00	0.00	10,919,682,618.16	1,167.08	109.20
MM Finance	0.00	0.00	0.41	0.46	0.00	0.00	0.00	0.41	0.46	0.00
Platinum Coin	6.00	10,139.85	0.00	0.00	0.00	0.00	0.00	6.00	10,139.85	8,359.92
Polygon	0.00	0.00	11.11	15.38	10.00	13.77	(0.08)	1.11	1.53	1.11
RiftDao.ne	0.00	0.00	738,097.00	0.00	0.00	0.00	0.00	738,097.00	0.00	0.00
SHIBCOIN	0.00	0.00	50,164,306.55	776.87	50,162,333.23	696.45	(80.39)	1,973.32	0.03	0.02
Silver Minted Coins	478.00	17,981.85	0.00	0.00	0.00	0.00	0.00	478.00	17,981.85	20,171.60
Songbird	0.00	0.00	879.15	117.18	0.00	0.00	0.00	879.15	117.18	8.23
STEPN	0.00	0.00	60.30	55.37	0.00	0.00	0.00	60.30	55.37	20.08
Terra V2	0.00	0.00	0.00	0.00	0.00	0.00	0.00	0.00	0.00	0.00
Theta Fuel	0.00	0.00	33.19	9.10	0.00	0.00	0.00	33.19	9.10	1.85
Tron	0.00	0.00	0.09	0.01	0.00	0.00	0.00	0.09	0.01	0.01
US Dollar	0.00	0.00	6,711.66	10,000.90	3,000.00	4,439.50	6.92	3,711.66	5,568.32	5,610.20
USDT (Tether)	1,013.56	1,469.99	37,396.71	55,002.66	37,244.86	54,245.10	(531.00)	1,165.41	1,696.55	1,761.51
Veracity	0.00	0.00	13.33	0.35	0.00	0.00	0.00	13.33	0.35	0.11
XRP	0.00	0.00	1,095.51	797.14	1,095.51	832.70	35.56	0.00	0.00	0.00
		51,339.76		140,809.56		137,494.94	2,892.48		57,546.86	59,727.50
<b>Fund Total</b>		<b>69,050.61</b>		<b>168,098.61</b>		<b>165,847.61</b>	<b>2,892.48</b>		<b>74,194.09</b>	<b>67,926.54</b>



# Latest Market Prices - Retail

Friday, 30 June 2023 5:01 PM - Exchange Rate: **USD -> AUD \$ .6627**

## Gold

Spot Price **AUD \$ 2881.08**      **USD \$ 1909.29**

### ABC Gold

Product	Sell	BuyBack
1oz ABC (Pool Alloc) Gold	\$2,908.10	\$2,828.30
1/2oz ABC Cast Bar Gold	\$1,494.50	\$1,414.10
1oz Gold Cast Bar	\$2,942.10	\$2,828.30
2oz Gold Cast Bar	\$5,872.20	\$5,656.50
Luong 37.5grm Gold Cast Bar	\$3,552.40	\$3,409.80
50g ABC Gold Cast Bar 9999	\$4,733.30	\$4,546.40
100grm Gold Cast Bar	\$9,412.70	\$9,092.90
5oz Gold Cast Bar	\$14,610.40	\$14,141.30
250g Gold Cast Bar	\$23,433.10	\$22,733.60
10oz Gold Cast Bar	\$29,145.80	\$28,282.70
500grm Gold Cast Bar	\$46,813.40	\$45,464.40
1kg ABC Bullion Cast Bar Gold	\$93,526.70	\$90,928.90

### PAMP Gold

1oz PAMP Suisse Gold Minted Bar	\$2,991.10	\$2,799.60
---------------------------------	------------	------------

### Gold Coins

1oz Britannia Gold Coin 9999 KING	\$2,996.10	\$2,828.30
Kangaroo 1oz Gold Coin	\$2,996.10	\$2,828.30
Maple Leaf 1oz Gold Coin 99.99%	\$2,976.10	\$2,828.30

### Gold Coins

Kangaroo 1oz Gold Coin	\$2,996.10	\$2,828.30
Maple Leaf 1oz Gold Coin 99.99%	\$2,976.10	\$2,828.30

## Silver

Spot Price **AUD \$ 34.22**      **USD \$ 22.679**

per KG **AUD \$ 1101**      **USD \$ 730**

### ABC Silver

Product	Sell	BuyBack
1oz Silver Coin Generic Brand	\$42.20	\$32.70
10oz ABC Bullion Cast Bar Silver	\$396.20	\$327.20
500g ABC Bullion Cast Bar Silver	\$624.10	\$525.90
1kg ABC Bullion Cast Bar Silver	\$1,187.20	\$1,051.90
100oz ABC Silver Cast Bar 999	\$3,635.00	\$3,271.80
5kg ABC Bullion Cast Bar Silver	\$5,810.90	\$5,259.40
1kg Silver (Pool Allocated)	\$1,140.40	\$1,051.90

### PAMP Silver

1kg PAMP Cast Bar Silver	\$1,190.20	\$1,041.00
--------------------------	------------	------------

### Silver Coins

1oz Silver Kangaroo Coin	\$46.80	\$32.70
1oz Silver Krugerrand Coin	\$44.50	\$32.70
1oz Britannia Silver coin KING CHARLES	\$44.20	\$32.70

## Platinum

Spot Price **AUD \$ 1393.32**      **USD \$ 923.35**

### Platinum

1oz ABC Platinum Minted Tablet 999.5	\$1,490.80	\$1,306.10
50g ABC Platinum Minted Tablet 999.5	\$2,389.80	\$2,099.50
100g ABC Platinum Minted Tablet	\$4,686.50	\$4,199.00
500g ABC Platinum Minted Tablet 999.5	\$22,961.10	\$20,994.80
1kg ABC Platinum Minted Tablet 999.5	\$46,295.20	\$41,989.50
1oz Platinum (Pool Alloc)	\$1,423.30	\$1,306.10

## Palladium

Spot Price **AUD \$ 1950.16**      **USD \$ 1292.37**





The insurer and issuer is TAL Life Insurance Services Limited ABN 31 003 149 157 AFSL 233728 (TLISL), except for Term Life as Superannuation, Income Protection as Superannuation, and Income Protection Assured as Superannuation, which are issued by BT Funds Management Limited ABN 63 002 916 458 AFSL 233724 (BTFM) as Trustee of the Retirement Wrap ABN 39 827 542 991. BTFM is a subsidiary of Westpac Banking Corporation ABN 33 007 457 141 AFSL 233714 (Westpac). Westpac does not guarantee the insurance. TLISL is part of the TAL Dai-ichi Life Australia Pty Limited ABN 97 150 070483 group of companies (TAL). TAL companies are not part of the Westpac Group. BT is a trade mark of BT Financial Group Pty Limited ABN 38 087 480 331 and is used by TLISL under licence. This information does not take into account your individual needs, objectives or financial situation. You should read the Product Disclosure Statement (PDS) before making a decision to purchase or continue to hold a product. A PDS can be obtained by visiting [bt.com.au](http://bt.com.au) or calling 1300 553 764.

**GENERAL NOTICE**

The completed form can be returned using either of the following methods:

**SCAN & EMAIL** [life.insurance@btfinancialgroup.com](mailto:life.insurance@btfinancialgroup.com)  
**POST** BT Protection Plans  
GPO Box 5467  
Sydney NSW 2001

To be completed by the Policy Owner, or the life insured (if the policy is held in Superannuation or BT Funds Management Limited is the Policy Owner).

We recommend that you seek financial advice before deciding to remove the annual CPI increase or reduce your cover.

**PERSONAL DETAILS**

Title

Mr  Mrs  Miss  Ms  Dr  Mx  Other (please specify)

Given name(s)

Muh-Ling

Surname

Chang

Postal address

38 Clyde Essex Dr

Suburb  State  Postcode

Home phone number

( )

Work phone number

( )

Mobile phone number

0477705173

Email address

[maureen@townview.com.au](mailto:maureen@townview.com.au)

This form can be used for two purposes:

1. To request changes to the annual increase based on the Consumer Price Index (CPI) feature.
2. To request or confirm changes to your life insurance sum insured/premiums.

**SECTION 1 – REMOVING CONSUMER PRICE INDEX (CPI)**

CPI is the annual increase in the sum insured, being the greater of: 3% or the rise in the consumer price index applied to your policy each year. CPI is designed to help keep the value of your benefit in line with inflation. For example, if your sum insured is \$50,000 when your policy starts, in 10 years' time with the addition of a 3% consumer price index, \$50,000 becomes \$67,196.

Please choose one of the following:

**A** Please stop the annual CPI increase for this current year being applied to my sum insured.

**B** Please stop the annual CPI increase for this year and all future years being applied to my sum insured.

Should you wish to cease CPI for this current year your policy will be eligible for CPI on your next policy anniversary.

Policy number(s)

Y0889241	YF889241	

**SECTION 2 – REDUCTION OF COVER REQUEST**

I require the following option to be applied to my policy (refer to your quote to complete):

Policy number	Cover type	Current sum insured	New sum insured requested
Y0889241	Death	\$ 1,082,530.00	\$ 200,000.00
Y0889241 & YF889241	TPD	\$ 1,082,530.00	\$ 200,000.00
YF889241	Trauma	\$ 216,506.00	\$ 50,000.00

Please attach another form/further instruction should more space be required.

**DECLARATION**

I/We declare and agree that:

- I/we have received and read the BT Protection Plans Product Disclosure Statement and Policy Document (PDS), current at the date of this application;
- I/we understand that my/our answers are important to the insurer and that the insurer relies on the answers I/we have given;
- I/we have read the section titled 'Protection of your privacy' in the PDS and I/we agree to the various uses and disclosures of my/our personal information set out in that section. I/we also agree to make any beneficiary nominated by me/us aware of the matters set out in that section;
- the email address(es) provided in this application may be used to electronically communicate with me/us, including information in relation to my/our application and my/our insurance;
- the reduction to my cover and/or CPI changes will change the premium payable from the date the insurer receives this completed request.

To be completed by the Policy Owner, or the life insured (if the policy is held in Superannuation or BT Funds Management Limited is the Policy Owner)

Name of Policy Owner 1

Muh-Ling Cheng

Date of birth (dd/mm/yyyy)

18 / 1 / 1968

Gender

M  F

Signature

X 

Date (dd/mm/yyyy)

20/03/2023

Name of Policy Owner 2

Michael King

Date of birth (dd/mm/yyyy)

27 / 07 / 1966

Gender

M  F

Signature

X 

Date (dd/mm/yyyy)

20/03/2023

**DECLARATION (CONTINUED)**

**Name of Policy Owner 3**

**Date of birth (dd/mm/yyyy)**

**Gender**

M  F

**Signature**

**Date (dd/mm/yyyy)**

**Name of Policy Owner 4**

**Date of birth (dd/mm/yyyy)**

**Gender**

M  F

**Signature**

**Date (dd/mm/yyyy)**

**Name of Policy Owner 5**

**Date of birth (dd/mm/yyyy)**

**Gender**

M  F

**Signature**

**Date (dd/mm/yyyy)**



## Activity statement 001

<b>Date generated</b>	24 July 2023
<b>Overdue</b>	\$0.00
<b>Not yet due</b>	\$0.00
<b>Balance</b>	\$0.00

## Transactions

21 results found - from **24 July 2021** to **24 July 2023** sorted by **processed date** ordered **newest to oldest**

Processed date	Effective date	Description	Debit (DR)	Credit (CR)	Balance
11 Jul 2023	28 Jul 2023	Original Activity Statement for the period ending 30 Jun 23		\$0.00	\$0.00
17 Apr 2023	28 Apr 2023	Original Activity Statement for the period ending 31 Mar 23		\$0.00	\$0.00
5 Mar 2023	28 Feb 2023	Original Activity Statement for the period ending 31 Dec 22		\$0.00	\$0.00
18 Dec 2022	25 Jul 2022	General interest charge			\$0.00
16 Dec 2022	22 Jul 2022	Payment transferred to Income Tax Account Income Tax	\$509.00		\$0.00
29 Sep 2022	28 Oct 2022	Original Activity Statement for the period ending 30 Sep 22		\$0.00	\$509.00 CR
29 Jul 2022	28 Jul 2022	Original Activity Statement for the period ending 30 Jun 22		\$0.00	\$509.00 CR
25 Jul 2022	25 Jul 2022	General interest charge			\$509.00 CR
25 Jul 2022	22 Jul 2022	Payment received		\$1,018.00	\$509.00 CR
2 May 2022	2 May 2022	General interest charge			\$509.00 DR

Processed date	Effective date	Description	Debit (DR)	Credit (CR)	Balance
1 May 2022	28 Apr 2022	Original Activity Statement for the period ending 31 Mar 22 - PAYG Instalments	\$509.00		\$509.00 DR
20 Apr 2022	20 Apr 2022	General interest charge			\$0.00
20 Apr 2022	19 Apr 2022	Payment received		\$1,018.00	\$0.00
1 Apr 2022	1 Mar 2022	General interest charge			\$1,018.00 DR
7 Mar 2022	28 Feb 2022	Original Activity Statement for the period ending 31 Dec 21 - PAYG Instalments	\$509.00		\$1,018.00 DR
1 Nov 2021	1 Nov 2021	General interest charge			\$509.00 DR
31 Oct 2021	28 Oct 2021	Original Activity Statement for the period ending 30 Sep 21 - PAYG Instalments	\$509.00		\$509.00 DR
19 Aug 2021	19 Aug 2021	General interest charge			\$0.00
19 Aug 2021	18 Aug 2021	Payment received		\$862.00	\$0.00
2 Aug 2021	2 Aug 2021	General interest charge			\$862.00 DR
1 Aug 2021	28 Jul 2021	Original Activity Statement for the period ending 30 Jun 21 - PAYG Instalments	\$862.00		\$862.00 DR



**Australian Government**  
**Australian Taxation Office**

**Agent** SMSF AUSTRALIA PTY LTD  
**Client** THE TRUSTEE FOR THE  
TOWNVIEW SUPERANNUATION  
FUND  
**ABN** 29 184 685 026  
**TFN** 843 120 345

## Income tax 551

<b>Date generated</b>	24 July 2023
<b>Overdue</b>	\$0.00
<b>Not yet due</b>	\$0.00
<b>Balance</b>	\$0.00

## Transactions

6 results found - from **01 July 2021** to **24 July 2023** sorted by **processed date** ordered **newest to oldest**

Processed date	Effective date	Description	Debit (DR)	Credit (CR)	Balance
12 Jan 2023	12 Jan 2023	General interest charge			\$0.00
12 Jan 2023	11 Jan 2023	Payment received		\$2,576.95	\$0.00
16 Dec 2022	3 Oct 2022	General interest charge			\$2,576.95 DR
16 Dec 2022	22 Jul 2022	Payment transferred in from Integrated Client Account Activity Statement Payment		\$509.00	\$2,576.95 DR
3 Oct 2022	1 Jul 2022	General interest charge			\$3,085.95 DR
8 Sep 2022	7 Jun 2022	Tax return Self Man Superfund - Income Tax for the period from 01 Jul 20 to 30 Jun 21	\$3,085.95		\$3,085.95 DR

Date	Description	Debit \$	Credit \$	Balance \$
01/07/2022	OPENING BALANCE			215.29
06/07/2022	JNL1513714 GROY:US Intl Div Ex:16/06/22		3.64	218.93
11/07/2022	EXTERNAL - CMC GTXUS TRANSFER S		2000	2218.93
14/07/2022	Bght 191 GTX:US @ 10.9581 19706665	2093		125.93
26/10/2022	JNL1625871 GROY:US Intl Div Ex:19/09/22		3.86	129.79
19/01/2023	JNL1735040 GROY:US Intl Div Ex:14/12/22		3.71	133.5
24/04/2023	JNL1840210 GROY:US Intl Div Ex:30/03/23		3.7	137.2
30/06/2023	CLOSING BALANCE			137.2
	TOTALS	2093	2014.91	

Skye Bioscience, Inc. (SKYE)

Other OTC - Other OTC Delayed Price. Currency in USD

Follow

Quote Lookup

0.0270 +0.0034 (+14.53%)

At close: July 21 03:59PM EDT

Summary Chart Conversations Statistics Historical Data Profile Financials Analysis Options Holders Sustainability

Indicators Comparison Date Range 1D 5D 1M 3M 6M YTD 1Y 2Y 5Y Max Interval 1D Line Draw

SKYE 0.0210

Open 0.0210  
High 0.0230  
Low 0.0200  
Close 0.0210  
Volume 702.60K  
% Change 50.00%



Country	Average rate for year ended 31 Dec 22	Average rate for year ended 30 Jun 23	Nearest actual exchange rate 31 Dec 22	Nearest actual exchange rate 30 Jun 23	Currency
USA	0.6947	0.6734	0.6775	0.6630	US dollar

=0.0210/0.6630

=0.0316742 AUD





MS MUH-LING CHANG  
38 CLYDE ESSEX DRIVE  
GULMARRAD NSW 2463  
AUSTRALIA

## Trading Account Statement

Period: 01/07/2022 - 30/06/2023

Trading Account Number: 655871

Date	Reference	Description	Debit	Credit	Balance
01/07/2022		Open Balance			0.00
06/07/2022	1513714	JNL1513714 GROY:US Intl Div Ex:16/06/22		3.64	3.64Cr
06/07/2022	13358192	Dep ANZA CASH ACTIVE 014-936 112088676	3.64		0.00
12/07/2022	19706665	Bght 191 GTX:US @ 10.9581	2,093.00		2,093.00
14/07/2022	18082535	Wdl ANZA CASH ACTIVE 014-936 112088676 19706665		2,093.00	0.00
25/10/2022	1625871	JNL1625871 GROY:US Intl Div Ex:19/09/22		3.86	3.86Cr
26/10/2022	13938604	Dep ANZA CASH ACTIVE 014-936 112088676	3.86		0.00
19/01/2023	1735040	JNL1735040 GROY:US Intl Div Ex:14/12/22		3.71	3.71Cr
19/01/2023	14424166	Dep ANZA CASH ACTIVE 014-936 112088676	3.71		0.00
21/04/2023	1840210	JNL1840210 GROY:US Intl Div Ex:30/03/23		3.70	3.70Cr
24/04/2023	14962761	Dep ANZA CASH ACTIVE 014-936 112088676	3.70		0.00
<b>Total</b>			<b>2,107.910</b>	<b>2,107.910</b>	

While every effort has been made to provide you with an accurate transaction summary, we give no warranty of accuracy or reliability and take no responsibility for any errors or omissions including by negligence. You should confirm the information, holdings and valuations contained herein. All prices and values are denominated in AUD unless otherwise indicated. CMC Markets Stockbroking is the trading name of CMC Markets Stockbroking Limited (ABN 69 081 002 851, AFSL No. 246381), a Participant of the Australian Stock Exchange (ASX Group).



MS MUH-LING CHANG  
38 CLYDE ESSEX DRIVE  
GULMARRAD NSW 2463  
AUSTRALIA

## Confirmations

Period: 01/07/2022 - 30/06/2023

Trading Account Number: 655871

Code	Confirmation No.	Type	Trade Date	Settlement Date	Price	Quantity	Brokerage	GST	Other fees	Consideration
GTX:US	19706665	Buy	12/07/2022	14/07/2022	10.958	191	0.00	0.00	0.00	2,093.00

Av Price:7.3200 USD. Rate:1.497011. Exch Fees:0

While every effort has been made to provide you with an accurate transaction summary, we give no warranty of accuracy or reliability and take no responsibility for any errors or omissions including by negligence. You should confirm the information, holdings and valuations contained herein. All prices and values are denominated in AUD unless otherwise indicated. CMC Markets Stockbroking is the trading name of CMC Markets Stockbroking Limited (ABN 69 081 002 851, AFSL No. 246381), a Participant of the Australian Stock Exchange (ASX Group).

Generated : 11/07/2023 10:03 PM

Page 2 of 6



MS MUH-LING CHANG  
38 CLYDE ESSEX DRIVE  
GULMARRAD NSW 2463  
AUSTRALIA

## Holdings

At close of business: 30/06/2023

Trading Account Number: 655871

Code	Company Name	Closing Price	FX Rate	Quantity	Value
DCFC:US	Tritium DCFC Limited	1.090 USD	1.493	120	196.485
GROY:US	Gold Royalty Corp	1.780 USD	1.493	335	895.750
GTX:US	Garrett Motion	7.570 USD	1.493	191	2,171.957
NVVE:US	Nuve Holding Corp	0.595 USD	1.493	100	89.380
<b>Total</b>					<b>3,353.572</b>

While every effort has been made to provide you with an accurate transaction summary, we give no warranty of accuracy or reliability and take no responsibility for any errors or omissions including by negligence. You should confirm the information, holdings and valuations contained herein. All prices and values are denominated in AUD unless otherwise indicated. CMC Markets Stockbroking is the trading name of CMC Markets Stockbroking Limited (ABN 69 081 002 851, AFSL No. 246381), a Participant of the Australian Stock Exchange (ASX Group).



MS MUH-LING CHANG  
38 CLYDE ESSEX DRIVE  
GULMARRAD NSW 2463  
AUSTRALIA

## International Dividends

Period: 01/07/2022 - 30/06/2023

Trading Account Number: 655871

Code	Pay Date	Ex Date	Holdings at Ex Date	Gross Amount Per Share	Gross Amount	Fees	Tax Withheld	Net Amount	FX Rate	Net Amount (AUD)
GROY:US	06/07/2022	16/06/2022	335.00	0.0099996	USD 3.35	USD 0.00	USD 0.84	USD 2.51	0.68982	3.64
GROY:US	25/10/2022	19/09/2022	335.00	0.0099994	USD 3.35	USD 0.00	USD 0.84	USD 2.51	0.65078	3.86
GROY:US	19/01/2023	14/12/2022	335.00	0.0100892	USD 3.38	USD 0.00	USD 0.85	USD 2.53	0.68262	3.71
GROY:US	21/04/2023	30/03/2023	335.00	0.0099994	USD 3.35	USD 0.00	USD 0.84	USD 2.52	0.67974	3.70
<b>Total</b>										<b>14.91</b>

While every effort has been made to provide you with an accurate transaction summary, we give no warranty of accuracy or reliability and take no responsibility for any errors or omissions including by negligence. You should confirm the information, holdings and valuations contained herein. All prices and values are denominated in AUD unless otherwise indicated. CMC Markets Stockbroking is the trading name of CMC Markets Stockbroking Limited (ABN 69 081 002 851, AFSL No. 246381), a Participant of the Australian Stock Exchange (ASX Group).

### Trading Account Statement

The Trading Account Statement displays all transactions processed through the trading account during the reporting period. This may include trade transactions (buying and selling shares) as well as cash movements for settling trades. All prices and values are denominated in AUD unless otherwise indicated.

<b>Date</b>	The date the transaction was processed
<b>Reference</b>	A unique reference number for the transaction
<b>Description</b>	A brief description of the transaction
<b>Debit</b>	Amount debited from the trading account
<b>Credit</b>	Amount credited to the trading account
<b>Balance</b>	A running balance of the trading account

### Confirmations

The Confirmations statement lists all equity trade confirmations recorded on the trading account during the reporting period. This is a summary of the information provided to you through email or printed trade confirmations issued on the day of the trade. All prices and values are denominated in AUD unless otherwise indicated.

<b>Code</b>	The instrument code traded
<b>Confirmation No</b>	The unique confirmation reference number
<b>Type</b>	Indicates if the transaction was a Buy or Sell
<b>Trade Date</b>	The date the trade was recorded
<b>Settlement Date</b>	The date the transaction was due to settle. This will usually, but not always, be 2 business day after the trade date
<b>Price</b>	The average price at which the shares were bought or sold
<b>Quantity</b>	The number of shares bought or sold
<b>Brokerage</b>	The brokerage charged for the transaction (excluding GST)
<b>GST</b>	The GST charged for the transaction for brokerage and any other fees
<b>Other Fees</b>	Any other fees related to the transaction (excluding GST). This may include stamp duty, postage fees, or exchange fees. Please refer to your original confirmation for full details
<b>Consideration</b>	The consideration paid (for buys) or received (for sells) net of brokerage, fees, and GST
<b>Foreign Exchange</b>	For confirmations related to international shares, the foreign exchange rate and price in local currency is displayed

### Holdings

The Holdings statement displays all equity positions held at the end of the reporting period.

<b>Code</b>	The instrument code
<b>Company Name</b>	The name of the company or instrument
<b>Closing Price</b>	The price as at market close on the last trading day of the reporting period
<b>FX Rate</b>	The foreign exchange rate applied to international holdings
<b>Quantity</b>	The notional number of shares held. This will include any pending buy transactions, and exclude any pending sell transactions
<b>Value</b>	The value, in AUD, of the holding at the end of the reporting period. So Closing Price x Quantity (x FX rate for international holdings)

### International Dividends

The International Dividends Statement lists all dividends paid from international shares during the reporting period. All prices and values are denominated in AUD unless otherwise indicated.

<b>Code</b>	The instrument code
<b>Pay Date</b>	The date the dividend was paid to you
<b>Ex Date</b>	The date after which a security will trade without the dividend. You must hold the security on this date to be entitled to the dividend
<b>Holdings at Ex Date</b>	The number of shares you held on the ex date
<b>Gross Amount Per Share</b>	The amount paid by the company per share held
<b>Gross Amount</b>	The gross amount paid, being Amount per Share x Holdings at ex date
<b>Fees</b>	Custodial Fees charged by our custodian
<b>Tax Withheld</b>	The amount of tax withheld from the dividend. In some cases for US Shares you may be eligible for a reduced rate of withholding tax. See the trading platform under Support   US Tax Form for more details
<b>Net Amount</b>	The net amount paid after tax has been withheld in the local currency of the instrument
<b>FX Rate</b>	The foreign exchange rate applied to the dividend payment
<b>Net Amount (AUD)</b>	The net amount in AUD paid into your account



# Tax Report 2023

Date: 15/07/2023 13:33

Period: 1 Jul 2022 to 30 Jun 2023

## Content

1. Capital gains summary
2. Income summary
3. Asset Summary
4. End of Year Balances
5. Capital Gains Transactions
6. Income Transactions
7. Gifts, donations & lost assets
8. Expenses
9. Data sources

All fiat values and prices are in AUD unless stated otherwise. Capital gains have been calculated using the FIFO accounting method (universal tax lot for each currency). Trading between cryptocurrencies is treated as a taxable event. Market prices are determined using the average market value at the time of the disposal - unless the price is provided by the trading platform or manually overridden. All dates and times are in the Australia/Lord\_Howe timezone.

Capital gains from assets that have a holding period of over 1 year (starting the day after purchase) have been marked as Long Term gains while those with a shorter holding period are Short Term gains.

This report may be used for tax purposes after it has been checked for accuracy and completeness by yourself or your tax advisor.



## Capital gains summary

Summary of your profit and loss from crypto disposals/sales/trades.

<b>Number of disposals</b>	<b>282</b>
Short term	281
Long term	1
<b>Proceeds from sales</b>	<b>\$137,398.86</b>
Short term	\$137,333.53
Long term	\$65.33
<b>Acquisition costs</b>	<b>\$134,266.61</b>
Short term	\$133,556.41
Long term	\$710.20
<b>Profits, before losses</b>	<b>\$8,741.07</b>
Short term	\$8,741.07
Long term	\$0.00
<b>Losses</b>	<b>\$5,608.82</b>
Short term	\$4,963.95
Long term	\$644.87
<b>Net gains</b>	<b>\$3,132.25</b>
Short term	\$3,777.12
Long term	-\$644.87

## Other gains

Summary of your gains from transactions tagged as Realized P&I (normally from futures or derivatives trades). These gains have NOT been included in your capital gains so you may want to report them separately

<b>Number of trades</b>	<b>0</b>
<b>Total profit</b>	<b>\$0.00</b>
<b>Total loss</b>	<b>\$0.00</b>
<b>Net gains</b>	<b>\$0.00</b>

## Income summary

Summary of any income you may have earned from various crypto events during the tax year.

<b>Airdrop</b>	\$0.00
<b>Fork</b>	\$0.00
<b>Mining</b>	\$0.00
<b>Reward</b>	\$0.16
<b>Loan interest</b>	\$0.00
<b>Other income</b>	\$0.00
<b>Total</b>	\$0.16

## Expenses

These costs have not been included in your capital gains but you may be able to deduct them elsewhere on your tax return. Trading fees are already included in the capital gains and will not be shown here.

<b>Cost</b>	\$96.05
<b>Margin trade fee</b>	\$0.00
<b>Margin interest fee</b>	\$0.00
<b>Transfer fees</b>	\$9.25
<b>Total</b>	\$105.30

## Gifts, donations & lost assets

This section shows you the value of transactions tagged as Gift, Donation or Lost. No capital gains are realized on such transactions (remove the tags if you need to realize gains on them).

<b>Gift</b>	\$0.00
<b>Lost</b>	\$0.00
<b>Donation</b>	\$0.00
<b>Total</b>	\$0.00

# Asset Summary

Asset	Profit (AUD)	Loss (AUD)	Net (AUD)
BUSD	5,669.02	24.28	5,644.74
XRP	35.56	0.00	35.56
BNB	43.11	17.39	25.72
USDC	27.25	20.34	6.91
MATIC	0.00	0.07	-0.07
FXS	99.97	135.35	-35.38
AVAX	0.48	47.78	-47.30
SHIB	0.00	80.42	-80.42
ETH	377.29	463.17	-85.88
HDRN	37.06	130.58	-93.52
DOGE	150.21	569.51	-419.30
USDT	143.09	672.20	-529.12
KISHU	0.91	644.87	-643.96
HEX	2,157.13	2,802.85	-645.72
	8,741.08	5,608.81	3,132.26

# End of Year Balances ■

Asset	Quantity	Cost (AUD)	Value (AUD)	Description
USDC (USD Coin)	3711.65674260	5,568.32	5,610.12	@ \$1.51 per USDC
USDT (Tether)	1165.41413886	1,696.54	1,761.51	@ \$1.51 per USDT
CRO (Cronos)	1674.75667499	677.86	142.02	@ \$0.08 per CRO
KUMA (Kuma Inu)	10919682618.15555000	1,167.08	109.20	@ \$0.00 per KUMA
GMT (STEPN)	60.30000000	55.37	20.08	@ \$0.33 per GMT
SGB (Songbird)	879.14629800	117.18	8.23	@ \$0.01 per SGB
ETH (Ethereum)	0.00163559	4.55	4.78	@ \$2,922.46 per ETH
TFUEL (Theta Fuel)	33.18956376	9.10	1.85	@ \$0.06 per TFUEL
MATIC (Polygon (Matic Ne...))	1.10696766	1.53	1.11	@ \$1.00 per MATIC
VRA (Veracity)	13.33208004	0.35	0.11	@ \$0.01 per VRA
ETHW (ETHPoW)	0.01665372	0.16	0.06	@ \$3.32 per ETHW
SHIB (SHIBA INU)	1973.31506819	0.03	0.02	@ \$0.00 per SHIB
TRX (TRON)	0.09077700	0.01	0.01	@ \$0.12 per TRX
MMF (MM Finance)	0.41270306	0.46	0.00	@ \$0.01 per MMF
BTC (Bitcoin)	0.00000002	0.00	0.00	@ \$46,071.50 per BTC
LUNA (Terra V2)	0.00036100	0.00	0.00	@ \$0.95 per LUNA
HINA (Hina Inu)	316699024434.28479004	217.82	0.00	@ \$0.00 per HINA
RIFTDAO.NET (RiftDao.net)	738097.00000000	0.00	0.00	@ \$0.00 per RIFTDAO.NET
-	-	9,516.36	7,659.10	-

# Capital Gains Transactions ■

Date Sold	Date Acquired	Asset	Amount	Cost (AUD)	Proceeds (AUD)	Gain / loss	Notes	Holding period
02/07/2022 11:49	24/06/2022 16:46	USDT	101.05227946	146.49	148.28	1.79		Short term
02/07/2022 11:49	02/07/2022 11:42	USDT	9902.94772054	14,522.14	14,531.11	8.97		Short term
15/07/2022 05:44	02/07/2022 11:42	USDT	100.00000000	146.64	148.36	1.71		Short term
15/07/2022 05:48	15/07/2022 05:44	AVAX	1.00000000	29.30	29.24	-0.06		Short term
15/07/2022 05:50	15/07/2022 05:44	AVAX	4.06324238	119.06	118.81	-0.25		Short term
17/07/2022 01:48	02/07/2022 11:42	USDT	100.00000000	146.64	147.33	0.69		Short term
17/07/2022 01:52	17/07/2022 01:48	AVAX	5.00365957	147.33	147.81	0.48		Short term
17/07/2022 01:59	02/07/2022 11:42	USDT	97.05227946	142.32	142.99	0.67		Short term
17/07/2022 01:59	14/07/2022 16:52	USDT	902.94772054	1,336.84	1,330.34	-6.50		Short term
17/07/2022 02:01	17/07/2022 01:59	AVAX	49.73791922	1,473.33	1,469.30	-4.03		Short term
20/07/2022 12:55	14/07/2022 16:52	USDT	9.20000000	13.62	13.33	-0.30		Short term
20/07/2022 12:58	14/07/2022 16:52	USDT	4991.20000000	7,389.62	7,229.28	-160.34		Short term
28/07/2022 11:46	14/07/2022 16:52	USDT	1000.00000000	1,480.53	1,431.68	-48.85		Short term
28/07/2022 11:50	15/06/2022 23:07	ETH	0.05000000	80.92	115.45	34.53		Short term
28/07/2022 11:52	15/06/2022 23:07	ETH	0.03918456	63.42	90.48	27.06		Short term
28/07/2022 11:52	28/07/2022 11:46	ETH	0.53230067	1,226.23	1,229.08	2.85		Short term
28/07/2022 12:26	14/07/2022 16:52	USDT	2000.00000000	2,961.06	2,863.36	-97.70		Short term
28/07/2022 12:28	28/07/2022 11:46	ETH	0.08918456	205.45	205.93	0.48		Short term
28/07/2022 12:28	28/07/2022 12:26	ETH	1.14740218	2,656.85	2,649.35	-7.50		Short term
28/07/2022 13:21	14/07/2022 16:52	USDT	51.00000000	75.51	73.02	-2.49		Short term
28/07/2022 13:29	14/07/2022 16:52	USDT	2000.00000000	2,961.06	2,863.36	-97.70		Short term
28/07/2022 13:32	28/07/2022 13:29	AVAX	85.18692930	2,863.36	2,821.96	-41.40		Short term
29/07/2022 13:11	14/07/2022 16:52	USDT	1001.00000000	1,482.01	1,432.23	-49.78		Short term
29/07/2022 13:13	29/07/2022 13:11	AVAX	40.65559300	1,432.23	1,430.19	-2.04		Short term
08/08/2022 12:26	14/07/2022 16:52	USDT	204.00000000	302.03	295.26	-6.77		Short term
07/09/2022 15:04	28/07/2022 12:26	ETH	0.08918456	206.51	199.40	-7.11		Short term
07/09/2022 15:04	29/07/2022 13:02	ETH	0.10000000	245.27	223.58	-21.69		Short term

Date Sold	Date Acquired	Asset	Amount	Cost (AUD)	Proceeds (AUD)	Gain / loss	Notes	Holding period
07/09/2022 15:04	29/07/2022 13:09	ETH	1.01081543	2,479.19	2,259.96	-219.23		Short term
09/09/2022 14:08	07/09/2022 15:04	USDC	1000.00000000	1,489.15	1,473.92	-15.24		Short term
09/09/2022 14:09	14/07/2022 16:52	USDT	1000.00000000	1,480.53	1,473.92	-6.62		Short term
11/09/2022 22:58	29/07/2022 13:09	ETH	0.08918456	218.74	230.27	11.54		Short term
11/09/2022 22:58	09/09/2022 14:09	ETH	0.44225191	1,087.54	1,141.90	54.36		Short term
11/09/2022 22:58	09/09/2022 14:08	ETH	0.59950662	1,473.92	1,547.93	74.01		Short term
14/09/2022 00:23	09/09/2022 14:09	ETH	0.00147539	3.63	3.45	-0.18		Short term
14/09/2022 00:25	09/09/2022 14:09	ETH	0.08756434	215.33	204.71	-10.62		Short term
14/09/2022 12:16	09/09/2022 14:09	ETH	0.00881067	21.67	20.63	-1.03		Short term
15/09/2022 11:57	11/09/2022 22:58	USDC	198.34325740	289.59	294.10	4.51		Short term
15/09/2022 11:57	07/09/2022 15:04	USDC	801.65674260	1,193.79	1,188.69	-5.10		Short term
15/09/2022 11:59	09/09/2022 14:09	ETH	0.00096000	2.36	2.31	-0.05	Fee	Short term
15/09/2022 13:04	09/09/2022 14:09	ETH	0.05831174	143.39	139.44	-3.95		Short term
15/09/2022 13:04	15/09/2022 11:57	ETH	0.57400669	1,378.29	1,372.60	-5.69		Short term
16/09/2022 01:42	11/09/2022 22:58	USDC	1000.00000000	1,460.05	1,482.79	22.74		Short term
16/09/2022 01:46	15/09/2022 11:57	ETH	0.00096000	2.31	2.12	-0.18	Fee	Short term
16/09/2022 01:55	15/09/2022 11:57	ETH	0.04256010	102.19	94.12	-8.07		Short term
16/09/2022 01:55	16/09/2022 01:42	ETH	0.64456810	1,418.93	1,425.43	6.50		Short term
22/09/2022 10:42	14/07/2022 16:52	USDT	20.00000000	29.61	29.91	0.30		Short term
26/09/2022 10:09	14/07/2022 16:52	USDT	100.00000000	148.05	153.19	5.13		Short term
26/09/2022 10:20	14/07/2022 16:52	USDT	400.00000000	592.21	612.75	20.53		Short term
30/09/2022 11:18	24/06/2022 17:18	XRP	0.00000084	0.00	0.00	0.00		Short term
30/09/2022 11:18	17/08/2022 03:52	XRP	29.99999916	16.00	22.17	6.17		Short term
30/09/2022 13:31	30/09/2022 13:31	BUSD	500.00000000	0.00	768.43	768.43	Missing cost basis	Short term
04/10/2022 20:58	04/10/2022 20:58	BUSD	100.01706561	0.00	153.76	153.76	Missing cost basis	Short term
04/10/2022 21:00	14/07/2022 16:52	USDT	100.00000000	148.05	153.76	5.70		Short term
06/10/2022 06:39	17/08/2022 03:52	XRP	23.82234284	12.71	18.12	5.42		Short term
06/10/2022 06:39	30/09/2022 13:31	XRP	1041.68594554	768.43	792.41	23.98		Short term
06/10/2022 06:40	14/09/2022 12:16	BNB	0.05000000	20.63	22.53	1.89		Short term

Date Sold	Date Acquired	Asset	Amount	Cost (AUD)	Proceeds (AUD)	Gain / loss	Notes	Holding period
06/10/2022 06:40	14/09/2022 12:18	BNB	0.05000000	20.58	22.53	1.94		Short term
06/10/2022 06:40	14/09/2022 12:46	BNB	0.90000000	372.75	405.47	32.72		Short term
06/10/2022 06:41	06/10/2022 06:41	BUSD	201.63967699	0.00	309.48	309.48	Missing cost basis	Short term
06/10/2022 06:44	14/07/2022 16:52	USDT	1066.40023900	1,578.84	1,637.03	58.19		Short term
07/10/2022 08:58	16/09/2022 01:42	ETH	0.00038729	0.85	0.81	-0.04		Short term
07/10/2022 08:59	16/09/2022 01:42	ETH	0.00236366	5.20	4.93	-0.27	Fee	Short term
07/10/2022 08:59	12/04/2022 20:38	HEX	2516.33162621	432.93	128.39	-304.54		Short term
07/10/2022 08:59	15/09/2022 13:04	HEX	12483.66837379	689.28	636.97	-52.31		Short term
07/10/2022 09:00	16/09/2022 01:42	ETH	0.02020212	44.47	42.02	-2.45		Short term
07/10/2022 09:02	16/09/2022 01:42	ETH	0.00605474	13.33	12.59	-0.73		Short term
07/10/2022 09:02	07/10/2022 08:59	ETH	0.35412209	743.69	736.58	-7.11		Short term
10/10/2022 07:30	07/10/2022 08:59	ETH	0.00243598	5.12	5.05	-0.07		Short term
10/10/2022 07:40	07/10/2022 08:59	ETH	0.00611097	12.83	12.67	-0.17	Fee	Short term
10/10/2022 07:40	16/09/2022 01:55	HEX	98.83780731	5.08	5.15	0.07		Short term
10/10/2022 07:40	15/09/2022 13:04	HEX	14901.16219269	822.76	776.82	-45.94		Short term
10/10/2022 07:42	07/10/2022 08:59	ETH	0.00412454	8.66	8.55	-0.11		Short term
10/10/2022 07:42	10/10/2022 07:39	ETH	0.04000000	82.91	82.91	0.00		Short term
10/10/2022 07:42	10/10/2022 07:40	ETH	0.33674450	709.26	697.96	-11.31		Short term
16/10/2022 07:05	16/10/2022 07:01	BNB	1.10000000	478.79	478.79	0.00		Short term
16/10/2022 07:14	10/10/2022 07:40	ETH	0.00337955	7.12	6.98	-0.13	Fee	Short term
16/10/2022 07:14	16/09/2022 01:55	HEX	20000.00000000	1,028.62	993.34	-35.29		Short term
16/10/2022 07:36	10/10/2022 07:40	ETH	0.00031603	0.67	0.65	-0.01	Fee	Short term
16/10/2022 07:40	10/10/2022 07:40	ETH	0.03683875	77.59	76.12	-1.47		Short term
16/10/2022 07:40	16/10/2022 07:14	ETH	0.41316125	859.75	853.74	-6.00		Short term
27/10/2022 09:34	27/10/2022 05:48	BNB	0.65000000	295.17	296.26	1.09		Short term
27/10/2022 09:37	14/07/2022 16:52	USDT	42.33204857	62.67	66.35	3.68		Short term
27/10/2022 09:37	06/10/2022 06:39	USDT	46.67629543	71.65	73.16	1.51		Short term
27/10/2022 09:37	04/10/2022 20:58	USDT	100.00000000	153.76	156.74	2.99		Short term
28/10/2022 00:38	16/10/2022 07:05	FXS	49.42884867	478.79	457.82	-20.96		Short term

Date Sold	Date Acquired	Asset	Amount	Cost (AUD)	Proceeds (AUD)	Gain / loss	Notes	Holding period
28/10/2022 00:38	16/10/2022 07:40	FXS	96.81371501	929.87	896.72	-33.15		Short term
28/10/2022 03:04	16/10/2022 07:14	ETH	0.00520880	10.84	12.43	1.59	Fee	Short term
28/10/2022 03:04	16/09/2022 01:55	HEX	9446.55285293	485.85	599.57	113.72		Short term
30/10/2022 23:07	28/10/2022 00:38	BUSD	500.00000000	770.80	779.43	8.63		Short term
31/10/2022 16:49	16/10/2022 07:14	ETH	0.00032649	0.68	0.81	0.13		Short term
31/10/2022 16:49	16/10/2022 07:14	ETH	0.00172847	3.60	4.28	0.69	Fee	Short term
31/10/2022 16:49	06/10/2022 06:39	USDT	350.00000000	537.29	545.50	8.21		Short term
08/11/2022 14:28	16/10/2022 07:14	ETH	0.00700637	14.58	16.46	1.88	Fee	Short term
08/11/2022 14:28	08/11/2022 14:28	KISHU	1189004554.23801780	0.00	0.91	0.91	Missing cost basis	Short term
08/11/2022 14:28	26/10/2021 19:16	KISHU	84904873426.84561157	710.20	65.33	-644.87		Long term
08/11/2022 14:29	16/10/2022 07:14	ETH	0.00097173	2.02	2.28	0.26		Short term
08/11/2022 16:09	16/10/2022 07:14	ETH	0.00195714	4.07	4.43	0.36	Fee	Short term
08/11/2022 16:09	06/10/2022 06:39	USDT	38.92647000	59.76	60.03	0.27		Short term
08/11/2022 16:17	30/10/2022 23:07	FXS	71.41134915	779.43	698.19	-81.24		Short term
08/11/2022 16:39	08/11/2022 16:36	BNB	0.53825240	267.40	266.99	-0.41		Short term
11/11/2022 04:41	08/11/2022 16:17	BUSD	121.34357823	187.13	188.54	1.41		Short term
11/11/2022 04:41	28/10/2022 00:38	BUSD	378.65642177	583.74	588.33	4.59		Short term
11/11/2022 04:42	08/11/2022 16:39	BUSD	168.60391130	260.01	261.97	1.95		Short term
11/11/2022 04:42	08/11/2022 16:17	BUSD	331.39608870	511.06	514.90	3.84		Short term
12/11/2022 15:34	08/11/2022 16:39	BUSD	4.52209002	6.97	6.75	-0.23		Short term
12/11/2022 15:36	12/11/2022 15:34	BNB	0.01604985	6.75	6.74	-0.01		Short term
22/11/2022 16:32	22/11/2022 16:32	BUSD	2910.00000000	0.00	4,397.86	4,397.86	Missing cost basis	Short term
22/11/2022 16:35	16/10/2022 07:14	ETH	0.00076800	1.60	1.28	-0.32	Fee	Short term
22/11/2022 16:36	16/10/2022 07:14	ETH	0.04958738	103.19	82.62	-20.56		Short term
22/11/2022 16:36	22/11/2022 16:32	ETH	2.45173780	4,075.04	4,085.18	10.14		Short term
28/11/2022 05:20	27/11/2022 15:41	BNB	0.90000000	421.11	415.08	-6.03		Short term
28/11/2022 05:26	06/10/2022 06:39	USDT	92.39497969	141.84	136.86	-4.98		Short term
28/11/2022 05:26	06/10/2022 06:40	USDT	187.82914053	288.34	278.22	-10.11		Short term
29/11/2022 17:27	11/11/2022 04:42	DOGE	5721.03606867	776.87	883.38	106.51		Short term



Date Sold	Date Acquired	Asset	Amount	Cost (AUD)	Proceeds (AUD)	Gain / loss	Notes	Holding period
29/11/2022 17:28	25/05/2022 10:40	SHIB	0.71232846	0.00	0.00	0.00		Short term
29/11/2022 17:28	01/06/2022 12:12	SHIB	1972.60273973	0.03	0.03	0.00		Short term
29/11/2022 17:28	11/11/2022 04:41	SHIB	50160359.91493181	776.84	696.42	-80.42		Short term
30/11/2022 11:50	29/11/2022 17:27	BUSD	500.00000000	752.44	752.44	0.00		Short term
30/11/2022 19:44	29/11/2022 17:27	BUSD	87.00829948	130.94	130.04	-0.89		Short term
30/11/2022 19:44	29/11/2022 17:28	BUSD	412.99170052	621.50	617.27	-4.24		Short term
02/12/2022 08:07	02/12/2022 08:03	BNB	0.40000000	171.61	170.98	-0.62		Short term
02/12/2022 08:14	06/10/2022 06:41	USDT	10.77772119	16.54	15.83	-0.72		Short term
02/12/2022 08:14	06/10/2022 06:40	USDT	105.64990081	162.18	155.15	-7.03		Short term
17/12/2022 14:14	17/12/2022 14:10	BNB	0.80000000	273.00	272.44	-0.56		Short term
17/12/2022 14:20	06/10/2022 06:41	USDT	180.00000000	276.32	268.06	-8.26		Short term
20/12/2022 16:13	29/11/2022 17:28	BUSD	49.79906197	74.94	74.36	-0.58		Short term
20/12/2022 16:18	06/10/2022 06:41	USDT	10.82758236	16.62	16.17	-0.45		Short term
20/12/2022 16:18	27/10/2022 09:34	USDT	41.90977564	65.69	62.59	-3.10		Short term
28/12/2022 10:02	24/12/2022 09:31	BNB	0.50000000	184.49	182.50	-1.99		Short term
28/12/2022 10:12	27/10/2022 09:34	USDT	123.10676900	192.96	182.50	-10.46		Short term
30/12/2022 13:35	29/12/2022 22:22	BNB	0.70000000	255.08	253.42	-1.67		Short term
30/12/2022 13:38	27/10/2022 09:34	USDT	23.99179886	37.61	35.46	-2.14		Short term
30/12/2022 13:38	28/10/2022 03:04	USDT	147.44961214	232.02	217.95	-14.07		Short term
30/12/2022 22:33	30/11/2022 11:50	DOGE	4561.09438457	752.44	457.44	-295.00		Short term
30/12/2022 22:33	30/11/2022 19:44	DOGE	4720.22624884	747.31	473.40	-273.91		Short term
02/01/2023 14:08	30/12/2022 22:33	BUSD	500.00000000	739.07	734.11	-4.97		Short term
07/01/2023 11:55	07/01/2023 11:53	BNB	0.90000000	340.10	340.07	-0.03		Short term
07/01/2023 12:01	28/10/2022 03:04	USDT	234.00409200	368.22	340.07	-28.15		Short term
08/01/2023 15:45	02/01/2023 14:08	DOGE	6969.00403278	711.45	726.65	15.20		Short term
08/01/2023 19:04	22/11/2022 16:32	ETH	0.00343572	5.71	6.31	0.60	Fee	Short term
08/01/2023 19:04	08/11/2022 14:28	HEX	1312.58240947	82.71	43.05	-39.67		Short term
08/01/2023 19:04	08/11/2022 16:09	HEX	1332.33542458	64.46	43.69	-20.76		Short term
08/01/2023 19:04	31/10/2022 16:49	HEX	7921.55895080	549.78	259.79	-289.99		Short term

Date Sold	Date Acquired	Asset	Amount	Cost (AUD)	Proceeds (AUD)	Gain / loss	Notes	Holding period
08/01/2023 19:04	22/11/2022 16:36	HEX	78061.11890902	3,276.86	2,560.07	-716.79		Short term
09/01/2023 12:18	22/11/2022 16:32	ETH	0.00364519	6.06	6.85	0.79	Fee	Short term
09/01/2023 12:18	28/10/2022 03:04	USDT	7.47276586	11.76	10.85	-0.91		Short term
09/01/2023 12:18	20/12/2022 16:13	USDT	49.79256575	74.36	72.30	-2.07		Short term
09/01/2023 12:18	07/01/2023 11:55	USDT	64.58995360	93.87	93.78	-0.09		Short term
09/01/2023 12:18	02/12/2022 08:07	USDT	116.42762278	170.98	169.05	-1.93		Short term
09/01/2023 12:18	28/12/2022 10:02	USDT	123.10676950	182.50	178.75	-3.75		Short term
09/01/2023 12:18	30/12/2022 13:35	USDT	171.44141047	253.42	248.93	-4.49		Short term
09/01/2023 12:18	17/12/2022 14:14	USDT	182.94479190	272.44	265.63	-6.81		Short term
09/01/2023 12:18	28/11/2022 05:20	USDT	280.22412014	415.08	406.87	-8.21		Short term
09/01/2023 21:00	22/11/2022 16:32	ETH	0.00293833	4.88	5.64	0.76	Fee	Short term
09/01/2023 21:00	07/01/2023 11:55	USDT	169.41413849	246.21	245.98	-0.22		Short term
09/01/2023 21:00	08/01/2023 19:04	USDT	834.58586151	1,215.54	1,211.78	-3.76		Short term
09/01/2023 22:22	30/12/2022 22:33	BUSD	129.00000000	190.68	187.30	-3.38		Short term
09/01/2023 23:42	30/12/2022 22:33	BUSD	0.73084355	1.08	1.06	-0.02		Short term
09/01/2023 23:42	08/01/2023 15:45	BUSD	199.26915645	289.60	289.33	-0.27		Short term
13/01/2023 11:18	09/01/2023 23:42	FXS	31.18809493	259.01	289.26	30.25		Short term
13/01/2023 11:19	02/01/2023 14:08	DOGE	221.92940490	22.66	25.84	3.19		Short term
13/01/2023 11:19	09/01/2023 22:22	DOGE	1673.35443082	187.30	194.85	7.54		Short term
13/01/2023 11:21	08/01/2023 15:45	BUSD	200.00000000	290.66	289.26	-1.40		Short term
14/01/2023 11:07	09/01/2023 23:42	FXS	3.77915187	31.38	36.70	5.32		Short term
14/01/2023 11:08	13/01/2023 11:21	DOGE	2460.29211872	289.26	297.38	8.12		Short term
14/01/2023 11:12	22/11/2022 16:32	ETH	0.00585362	9.73	13.04	3.31	Fee	Short term
14/01/2023 11:12	22/11/2022 16:36	HEX	21223.96053081	890.94	795.87	-95.08		Short term
14/01/2023 11:12	09/01/2023 21:00	HEX	35615.27168119	1,276.96	1,335.52	58.56		Short term
14/01/2023 11:12	09/01/2023 12:18	HEX	43160.76778800	1,453.00	1,618.47	165.47		Short term
14/01/2023 21:49	13/01/2023 11:18	BUSD	99.26915645	143.57	142.18	-1.39		Short term
14/01/2023 21:49	08/01/2023 15:45	BUSD	100.73084355	146.39	144.27	-2.12		Short term
14/01/2023 22:33	13/01/2023 11:19	BUSD	99.26915645	143.57	142.18	-1.39		Short term

Date Sold	Date Acquired	Asset	Amount	Cost (AUD)	Proceeds (AUD)	Gain / loss	Notes	Holding period
14/01/2023 22:33	13/01/2023 11:18	BUSD	100.73084355	145.69	144.27	-1.42		Short term
14/01/2023 22:49	22/11/2022 16:32	ETH	0.00427028	7.10	9.36	2.26	Fee	Short term
14/01/2023 22:49	08/01/2023 19:04	USDT	1165.41413849	1,697.38	1,669.16	-28.21		Short term
14/01/2023 22:49	14/01/2023 11:12	USDT	1447.39691551	2,084.50	2,073.03	-11.46		Short term
15/01/2023 14:24	15/01/2023 14:23	BNB	0.34126626	145.77	144.76	-1.01		Short term
15/01/2023 14:29	14/01/2023 11:12	USDT	101.00000000	145.46	144.76	-0.70		Short term
15/01/2023 22:31	14/01/2023 11:07	BUSD	25.57230088	36.70	36.64	-0.06		Short term
15/01/2023 22:31	13/01/2023 11:19	BUSD	53.31911628	77.12	76.40	-0.72		Short term
15/01/2023 22:31	14/01/2023 11:08	BUSD	122.10858284	175.25	174.96	-0.29		Short term
15/01/2023 22:32	14/01/2023 11:08	BUSD	10.00000000	14.35	14.31	-0.04		Short term
15/01/2023 22:35	14/01/2023 11:12	USDT	201.00000000	289.47	288.09	-1.38		Short term
16/01/2023 05:11	14/01/2023 21:49	FXS	29.58239177	286.45	342.59	56.14		Short term
16/01/2023 05:17	22/11/2022 16:32	ETH	0.00542562	9.02	12.03	3.01	Fee	Short term
16/01/2023 05:17	09/01/2023 21:00	HEX	5200.08093048	186.45	198.63	12.18		Short term
16/01/2023 05:17	14/01/2023 22:49	HEX	94799.91906952	3,461.47	3,621.13	159.65		Short term
16/01/2023 19:06	14/01/2023 22:33	DOGE	2318.37658363	286.45	285.86	-0.59		Short term
17/01/2023 05:53	22/11/2022 16:32	ETH	0.00465317	7.73	10.41	2.67	Fee	Short term
17/01/2023 05:53	15/01/2023 22:32	USDT	9.98669842	14.31	14.29	-0.02		Short term
17/01/2023 05:53	15/01/2023 14:24	USDT	101.00000000	144.76	144.53	-0.23		Short term
17/01/2023 05:53	15/01/2023 22:31	USDT	200.93360048	287.99	287.54	-0.46		Short term
17/01/2023 05:53	16/01/2023 05:17	USDT	824.66556261	1,185.70	1,180.10	-5.60		Short term
17/01/2023 05:53	14/01/2023 11:12	USDT	863.41413849	1,243.46	1,235.55	-7.91		Short term
17/01/2023 05:54	14/01/2023 11:08	BUSD	75.10061748	107.78	107.47	-0.31		Short term
17/01/2023 05:54	16/01/2023 05:11	BUSD	124.89938252	179.02	178.73	-0.28		Short term
17/01/2023 05:55	16/01/2023 19:06	BUSD	85.87455511	122.89	122.89	0.00		Short term
17/01/2023 05:55	16/01/2023 05:11	BUSD	114.12544489	163.57	163.31	-0.26		Short term
17/01/2023 22:41	22/11/2022 16:32	ETH	0.00347942	5.78	7.83	2.04	Fee	Short term
17/01/2023 22:41	16/01/2023 05:17	USDT	665.04316600	956.20	955.23	-0.97		Short term
19/01/2023 21:37	17/01/2023 05:55	FXS	22.14017491	286.20	294.46	8.26		Short term

Date Sold	Date Acquired	Asset	Amount	Cost (AUD)	Proceeds (AUD)	Gain / loss	Notes	Holding period
20/01/2023 20:13	22/11/2022 16:32	ETH	0.00345983	5.75	7.77	2.02	Fee	Short term
20/01/2023 20:13	14/01/2023 22:49	HEX	7944.48099590	290.08	266.36	-23.73		Short term
20/01/2023 20:13	17/01/2023 05:53	HEX	42055.51900410	1,680.32	1,410.00	-270.32		Short term
21/01/2023 20:02	17/01/2023 05:54	DOGE	2374.64780558	286.20	295.85	9.65		Short term
21/01/2023 21:12	15/01/2023 14:23	BNB	0.05873374	25.09	26.07	0.99		Short term
21/01/2023 21:12	21/01/2023 21:08	BNB	0.26484096	115.58	117.57	1.99		Short term
21/01/2023 21:16	16/01/2023 05:17	USDT	101.00000000	145.22	145.08	-0.14		Short term
22/01/2023 17:20	22/11/2022 16:32	ETH	0.00069332	1.15	1.62	0.47		Short term
22/01/2023 17:24	22/11/2022 16:32	ETH	0.00359475	5.97	8.42	2.45	Fee	Short term
22/01/2023 17:24	17/01/2023 22:41	HEX	20163.52012387	779.15	667.75	-111.39		Short term
22/01/2023 17:24	17/01/2023 05:53	HEX	29836.47987613	1,192.11	988.09	-204.02		Short term
23/01/2023 20:45	21/01/2023 21:08	BNB	0.00009533	0.04	0.04	0.00	Fee	Short term
23/01/2023 20:45	16/01/2023 19:06	BUSD	38.67642000	55.35	55.33	-0.02		Short term
08/02/2023 17:56	21/01/2023 21:08	BNB	0.06506371	28.39	30.89	2.49		Short term
08/02/2023 17:56	08/02/2023 17:49	BNB	0.13493629	64.20	64.06	-0.14		Short term
08/02/2023 17:58	08/02/2023 17:49	BNB	0.10000000	47.58	47.47	-0.11		Short term
08/02/2023 18:02	16/01/2023 05:17	USDT	101.00000000	145.22	144.96	-0.26		Short term
10/02/2023 18:18	22/11/2022 16:32	ETH	0.00092264	1.53	2.06	0.53		Short term
10/02/2023 18:24	22/11/2022 16:32	ETH	0.00417329	6.94	9.32	2.38	Fee	Short term
10/02/2023 18:24	16/01/2023 05:17	USDT	973.33443739	1,399.46	1,401.38	1.93		Short term
10/02/2023 18:24	20/01/2023 20:13	USDT	1026.66556261	1,493.17	1,478.17	-15.00		Short term
16/02/2023 10:10	16/02/2023 10:07	BNB	0.04493629	20.41	20.39	-0.02		Short term
16/02/2023 10:10	08/02/2023 17:49	BNB	0.11506371	54.74	52.20	-2.55		Short term
16/02/2023 10:12	20/01/2023 20:13	USDT	51.00000000	74.17	73.06	-1.11		Short term
22/02/2023 21:52	22/11/2022 16:32	ETH	0.00418727	6.96	10.06	3.10	Fee	Short term
22/02/2023 21:52	20/01/2023 20:13	USDT	80.30130539	116.79	117.23	0.44		Short term
22/02/2023 21:52	21/01/2023 21:12	USDT	100.00000000	143.64	145.99	2.35		Short term
22/02/2023 21:52	22/01/2023 17:24	USDT	130.43272661	188.31	190.41	2.11		Short term
22/02/2023 23:27	21/01/2023 20:02	BUSD	24.26090237	34.85	35.42	0.57		Short term

Date Sold	Date Acquired	Asset	Amount	Cost (AUD)	Proceeds (AUD)	Gain / loss	Notes	Holding period
22/02/2023 23:27	16/01/2023 19:06	BUSD	75.20670219	107.62	109.79	2.17		Short term
22/02/2023 23:27	19/01/2023 21:37	BUSD	203.53239544	294.46	297.13	2.67		Short term
22/02/2023 23:44	22/11/2022 16:32	ETH	0.00120000	1.99	2.89	0.89	Fee	Short term
22/02/2023 23:49	22/02/2023 23:27	ETH	0.06111116	147.24	146.94	-0.30		Short term
22/02/2023 23:49	22/11/2022 16:32	ETH	0.14229036	236.50	342.13	105.63		Short term
05/03/2023 21:30	22/02/2023 23:27	ETH	0.06828630	164.53	158.45	-6.08		Short term
05/03/2023 21:31	22/02/2023 23:27	ETH	0.01273587	30.69	29.55	-1.13		Short term
05/03/2023 21:51	22/02/2023 23:27	ETH	0.01042933	25.13	24.20	-0.93		Short term
05/03/2023 21:57	22/02/2023 23:27	ETH	0.01039533	25.05	24.12	-0.93		Short term
05/03/2023 22:05	22/02/2023 23:27	ETH	0.00411854	9.92	9.55	-0.37	Fee	Short term
05/03/2023 22:05	17/01/2023 22:41	HEX	4759.34835626	183.91	455.83	271.92		Short term
05/03/2023 22:05	10/02/2023 18:24	HEX	11240.65164374	751.20	1,076.57	325.37		Short term
05/03/2023 22:06	22/02/2023 23:27	ETH	0.01651343	39.79	38.30	-1.49		Short term
05/03/2023 22:06	05/03/2023 22:05	ETH	0.62389845	1,455.96	1,446.94	-9.02		Short term
08/03/2023 21:39	08/03/2023 21:36	BNB	0.10000000	43.67	43.57	-0.10		Short term
08/03/2023 21:39	16/02/2023 10:07	BNB	0.11506371	52.26	50.13	-2.13		Short term
08/03/2023 21:40	21/01/2023 20:02	BUSD	150.00000000	215.46	227.47	12.01		Short term
08/03/2023 21:44	22/01/2023 17:24	USDT	218.59051400	315.58	331.49	15.91		Short term
21/03/2023 23:13	05/03/2023 22:05	ETH	0.00044579	1.04	1.20	0.16		Short term
21/03/2023 23:13	10/02/2023 18:24	HEX	5000.00000000	334.15	750.52	416.37		Short term
31/03/2023 11:25	21/01/2023 20:02	BUSD	10.00000000	14.36	15.00	0.63		Short term
31/03/2023 11:29	31/03/2023 11:25	BNB	0.03156439	15.00	14.99	-0.01		Short term
05/04/2023 20:04	05/03/2023 22:05	ETH	0.00134691	3.14	3.80	0.66		Short term
05/04/2023 20:04	05/03/2023 22:05	ETH	0.00522536	12.19	14.76	2.56	Fee	Short term
05/04/2023 20:04	05/03/2023 21:31	HDRN	8407949.70859997	29.55	29.99	0.44		Short term
05/04/2023 20:04	05/03/2023 21:30	HDRN	54685633.70855656	158.45	195.06	36.62		Short term
05/04/2023 20:06	05/03/2023 22:05	ETH	0.02982689	69.61	84.23	14.62		Short term
05/04/2023 20:06	05/04/2023 20:04	ETH	0.03092131	93.05	87.32	-5.73		Short term
04/05/2023 18:16	05/04/2023 20:04	ETH	0.01106692	33.30	31.60	-1.71	Fee	Short term

Date Sold	Date Acquired	Asset	Amount	Cost (AUD)	Proceeds (AUD)	Gain / loss	Notes	Holding period
04/05/2023 18:16	10/02/2023 18:24	HEX	16000.00000000	1,069.27	1,583.07	513.80		Short term
04/05/2023 19:51	05/04/2023 20:04	ETH	0.03770654	113.46	107.70	-5.76		Short term
04/05/2023 19:51	04/05/2023 18:16	ETH	0.49342882	1,436.87	1,409.41	-27.46		Short term
06/05/2023 18:04	04/05/2023 18:16	ETH	0.02019816	58.82	58.60	-0.22	Fee	Short term
06/05/2023 18:04	10/02/2023 18:24	HEX	5000.00000000	334.15	454.16	120.02		Short term
06/05/2023 18:22	04/05/2023 18:16	ETH	0.04085697	118.98	118.54	-0.44		Short term
06/05/2023 18:22	06/05/2023 18:04	ETH	0.11159109	365.54	323.77	-41.78		Short term
21/05/2023 11:05	06/05/2023 18:04	ETH	0.00133750	4.38	3.67	-0.71		Short term
21/05/2023 11:06	06/05/2023 18:04	ETH	0.00577127	18.91	15.83	-3.08		Short term
21/05/2023 11:06	22/02/2023 21:52	HEX	4012.98940253	357.30	212.78	-144.52		Short term
21/05/2023 11:06	10/02/2023 18:24	HEX	5987.01059747	400.11	317.45	-82.66		Short term
23/05/2023 14:07	06/05/2023 18:04	ETH	0.00222209	7.28	6.23	-1.04		Short term
23/05/2023 14:08	06/05/2023 18:04	ETH	0.00894949	29.32	25.11	-4.21		Short term
23/05/2023 14:08	22/02/2023 21:52	HEX	1194.84097111	106.38	41.95	-64.43		Short term
23/05/2023 14:08	22/02/2023 23:49	HEX	5344.36460075	489.07	187.65	-301.42		Short term
23/05/2023 14:15	06/05/2023 18:04	ETH	0.00182968	5.99	5.13	-0.86		Short term
23/05/2023 14:41	06/05/2023 18:04	ETH	0.00680677	22.30	18.99	-3.31		Short term
23/05/2023 14:41	05/04/2023 20:06	HDRN	42557559.40792424	171.55	40.97	-130.58		Short term
26/05/2023 14:20	21/01/2023 20:02	BUSD	10.00000000	14.36	15.38	1.02		Short term
26/05/2023 14:23	26/05/2023 14:20	MATIC	10.00000000	13.85	13.77	-0.07		Short term
26/05/2023 14:53	06/05/2023 18:04	ETH	0.01802599	59.05	50.12	-8.93		Short term
26/05/2023 14:53	26/05/2023 14:48	ETH	0.17727570	492.94	492.94	0.00		Short term
21/06/2023 17:59	26/05/2023 14:48	ETH	0.01529017	42.52	40.88	-1.64		Short term

# Income Transactions

Date	Asset	Amount	Value (AUD)	Type	Description
20/09/2022 01:21	ETHW	0.01665372	0.16	Reward	STAKING

# Gifts, donations & lost assets

No transactions



# Expenses

Date	Asset	Amount	Value (AUD)	Type	Description
14/09/2022 00:23	ETH	0.00147540	3.45	Cost	
07/10/2022 08:58	ETH	0.00038729	0.81	Cost	
10/10/2022 07:30	ETH	0.00243599	5.05	Cost	
31/10/2022 16:49	ETH	0.00032649	0.81	Cost	
08/11/2022 14:29	ETH	0.00097173	2.28	Cost	
22/01/2023 17:20	ETH	0.00069332	1.62	Cost	
10/02/2023 18:18	ETH	0.00092264	2.06	Cost	
21/03/2023 23:13	ETH	0.00044579	1.20	Cost	
05/04/2023 20:04	ETH	0.00134692	3.80	Cost	
21/05/2023 11:05	ETH	0.00133750	3.67	Cost	
21/05/2023 11:06	ETH	0.00577128	15.83	Cost	
23/05/2023 14:07	ETH	0.00222210	6.23	Cost	
23/05/2023 14:08	ETH	0.00894949	25.11	Cost	
23/05/2023 14:15	ETH	0.00182968	5.13	Cost	
23/05/2023 14:41	ETH	0.00680678	18.99	Cost	

## Data sources

The data sources used to generate this report are listed below.

1. Crypto.com App
2. CoinJar
3. Binance
4. MetaMask (ETH) (0x93728a5B19fE118...)
5. Cointree

The Townview SF

Transactions: Mr Michael King - The Townview Superannuation Fund

Date Range: 01/07/2022 to 30/06/2023

## Mr Michael King

	Date	Narrative	Debit	Credit	Balance	Quantity
Accumulation						
	01/07/2022	Opening Balance	\$	0.00 \$	0.00 Cr	
	15/07/2022	Direct Debit 523294 NEOS LIFE 111603075/9859534	\$ 441.28	\$	441.28 Dr	
	15/08/2022	Direct Debit 523294 NEOS LIFE 111603075/10290223	\$ 441.28	\$	882.56 Dr	
	15/09/2022	Direct Debit 523294 NEOS LIFE 111603075/10760538	\$ 441.28	\$	1,323.84 Dr	
	17/10/2022	Direct Debit 523294 NEOS LIFE 111603075/11164260	\$ 441.28	\$	1,765.12 Dr	
	15/11/2022	Direct Debit 523294 NEOS LIFE 111603075/11555002	\$ 441.28	\$	2,206.40 Dr	
	15/12/2022	Direct Debit 523294 NEOS LIFE 111603075/11931981	\$ 441.28	\$	2,647.68 Dr	
	16/01/2023	Direct Debit 523294 NEOS LIFE 111603075/12282960	\$ 441.28	\$	3,088.96 Dr	
	15/02/2023	Direct Debit 523294 NEOS LIFE 111603075/12630792	\$ 441.28	\$	3,530.24 Dr	
	15/03/2023	Direct Debit 523294 NEOS LIFE 111603075/12969447	\$ 441.28	\$	3,971.52 Dr	
	17/04/2023	Direct Debit 523294 NEOS LIFE 111603075/13295130	\$ 550.15	\$	4,521.67 Dr	
	15/05/2023	Direct Debit 523294 NEOS LIFE 111603075/13602704	\$ 550.15	\$	5,071.82 Dr	
	15/06/2023	Direct Debit 523294 NEOS LIFE 111603075/13909748	\$ 550.15	\$	5,621.97 Dr	
		<b>Total Accumulation</b>	\$ 5,621.97	\$ 0.00	5,621.97 Dr	
		<b>Total Mr Michael King</b>	\$ 5,621.97	\$ 0.00	5,621.97 Dr	



(-) U.S. markets open in 8 hours 22 minutes

S&P Futures

4,476.25  
+2.75 (+0.06%)

SKYE +6.00%  
newsfile

Dow Futures

34,455.00  
-9.00 (-0.03%)

Nasdaq Futures

15,281.00  
+21.00 (+0.14%)

Russell 2000 Futures

1,931.40  
+3.60 (+0.19%)

Crude Oil

74.91  
+0.08 (+0.11%)

Gold

1,943.40  
+6.30 (+0.33%)

# Skye Bioscience Closes Acquisition of Emerald Health Therapeutics

**Newsfile Corp.**

November 11, 2022 · 16 min read

In this article:

SKYE  
+6.00% ☆

San Diego, California--(Newsfile Corp. - **November 10, 2022**)  
 Skye Bioscience, Inc. (OTCQB: SKYE) ("Skye" or the "Company"), a pharmaceutical company developing a proprietary, synthetic cannabinoid derivative to treat glaucoma, has concluded the **merger transaction with Emerald Health Therapeutics** ("Emerald"). Both companies' shareholders voted in favor of the transaction and the Supreme Court of British Columbia approved the transaction. On November 7, 2022, Skye and Emerald waived the condition that Skye obtain a conditional approval to list its shares on the Canadian Securities Exchange ("CSE") prior to closing the Arrangement. The closing of the Arrangement, among other things, has facilitated the sale of Emerald's remaining cannabis assets and will create funds to be utilized in Skye's Phase 1 clinical trial, which is expected to begin before the end of 2022. As of the date of closing, Skye has entered into agreements to divest certain remaining cannabis assets and licenses, including the Quebec cannabis production facility. Although the conditional listing requirement has been waived, the Company has covenanted that it will use its best efforts to obtain the listing of its shares on the CSE as soon as possible. The Skye listing application was submitted to the CSE on August 31, 2022 and is currently under review. Approval for the Plan of Arrangement was

Quote Lookup

Related Quotes

Symbol	Last Price	Change	% Change
<b>SKYE</b> Skye Bioscience, Inc.	0.0212	+0.0012	+6.00%

Recently Viewed >

Symbol	Last Price	Change	% Change
<b>BTC-AUD</b> Bitcoin AUD	45,586.70	+277.52	+0.61%
<b>RSR-USD</b> Reserve Rights USD	0.0021	0.0000	+2.0926%
<b>VTHO-AUD</b> VeThor Token AUD	0.0019	+0.0001	+3.2711%
<b>ZIL-USD</b> Zilliqa USD	0.0210	+0.0006	+3.0744%
<b>VET-USD</b> VeChain USD	0.0191	+0.0004	+2.2326%

**TRENDING**

- 1. Marketmind: Stocks rise, dollar slips as all eyes on US inflation**
- 2. MORNING BID EUROPE-Stocks rise, dollar slips as all eyes on US inflation**
- 3. UPDATE 1-Russia's Lavrov: Ukraine conflict will not end until West drops**

approval will be obtained or the timing of that approval.

The common shares of Emerald ("Emerald Shares") held by broker dealers will be automatically exchanged for 1.95 shares

of Skye, as per the plan of arrangement agreed to between the companies on May 11, 2022, as amended. This will take place over the next three business days. Registered shareholders of Emerald may submit a completed letter of transmittal along with their share certificate to Computershare Investor Services Inc., as per the instructions in the proxy package sent prior to the Emerald shareholder vote, to complete their share exchange.

"Completing this merger provides Skye with additional capital to advance its first clinical trials of SBI-100 Ophthalmic Emulsion, starting with our Phase 1 study, for which we expect to begin recruiting the first cohort of subjects shortly, as well as our Phase II study, for which we expect to file our Investigational New Drug application with the FDA by year-end," said Punit Dhillon, CEO and Chair of Skye. "I thank the shareholders of both Emerald and Skye for supporting this transaction. I also want to express the greatest appreciation to Jim Heppell, Emerald's Chairman, and Mohammed Jiwan, COO, for their stewardship of Emerald and focused effort to conclude Emerald's orderly pivot out of the Canadian cannabis industry and move this transaction to fruition.

"I welcome all Emerald shareholders as new Skye stockholders and want to emphasize to both our previously existing and new stockholders that we are wholeheartedly committed to building value through the discovery and validation of distinct therapeutic molecules and will do our best to achieve this goal."

Post-closing, Skye's Board of Directors comprises the existing directors including Punit Dhillon, Chair, Margaret Dalesandro, PhD, Praveen Tyle, PhD, and Keith W. Ward, PhD, the latter three all possessing extensive experience in the ocular drug space.

Newly appointed to Skye's board is Bobby Sukhwinder Rai, BSc. Biochem., BSc. Pharm., RPh., who was a member of Emerald's Board of Directors. Mr. Rai has over 20 years of experience operating "The Medicine Shoppe" Pharmacies in Greater Vancouver, Canada. In 1998, he and his partners

decline in nine years as inflation bites - report



+6.00%



+6.00%

including genomic kidney disease screening using the

HealthTab technology. Both were firsts in Canada. Mr. Rai is a member of the Alumni UBC Advisory Council representing the Faculty of Pharmaceutical Science. Mr. Rai is also Chairman and CEO of Canadian Pacific Global Pharmaceuticals and Chairman of its subsidiary PharmaCanada Inc.

Skye's executive team remains unchanged, consisting of Punit Dhillon, Chief Executive Officer, Kaitlyn Arsenault, CPA, Chief Financial Officer, and Tu Diep, MSc, Chief Development Officer.

### ***A Letter from Skye's CEO***

Dear stockholders and other stakeholders:

It has been just over two years since I formed a team to move Skye's intellectual assets forward and into the clinic. With a whirlwind effort to date and at an important juncture of adding capital to our company and initiating our first-in-human Phase 1 clinical trial, allow me to review our accomplishments and reiterate our vision, our plan, and our values in how we will advance our efforts.

### **Why are we doing what we're doing, and what is our focus?**

Our team thrives on the vision of making a strong impact on people's quality of life - by transforming a molecule into medicine. We are also motivated to build an enterprise with the people, strategies, processes, and capital to achieve this vision, that will operate in a manner that is fulfilling to the individuals collaborating to achieve this vision, and that will be rewarding for our stockholders.

Our focus is on the development of products that are revolutionary, not evolutionary, with an emphasis today on pioneering new treatments for acute and chronic eye diseases, initially glaucoma.

Our vision for Skye is grounded in the belief that the human endocannabinoid system, having only been discovered in recent decades, has not received the benefit of significant dedicated scientific research and investment. We believe that our research, and those of others, strongly suggest the pertinent role of endocannabinoid receptors in the eye and their potential to beneficially modify ocular diseases.



+6.00%

believe we have distinct intellectual property with clear development opportunities, and an opportunity to position Skye as an attractive partner for pharmaceutical companies looking for collaborators with novel mechanisms of action representing new paradigms of efficacy and safety (i.e. with a positive therapeutic profile) and strong intellectual property which have not compromised quality standards in favor of speed or cost-cutting. We are designing clinical studies focused on achieving proof-of-concept in humans to potentially compel a pharmaceutical company to partner with Skye for commercialization.

Our team is experienced, motivated and focused on building, competing, and getting the job done. We want to succeed and create value for all our stakeholders.

### Our progress: an overview

Over the past two years, we have worked toward making Skye stronger as we transition our lead product, SBI-100, from molecule to medicine. We are pleased where we are positioned against the competition. SBI-100 will be the first drug to move into the clinic that targets the CB1R receptor in the eye, while we also expand a pipeline of novel drugs that target the broader ocular endocannabinoid system.

At this point, our drug candidate, SBI-100, is ready to be shipped and received at the clinical trial site in Australia. Recruitment of subjects for this Phase I study will begin before the end of 2023. By year-end, our goal is to file an Investigational New Drug (IND) application with the US FDA in order to start our Phase II study in the first half of 2023. These two milestones will mark the culmination of a significant amount of work carried out by our team and today we can outline a long list of accomplishments on our development path:

1. Nonclinical Good Laboratory Practice (GLP) studies for Phase I and II:
  1. 14-day repeat-dose ocular toxicity studies in both rabbits and dogs
  1. 28-day systemic toxicity studies in rats
  1. Cardiac and respiratory safety pharmacology studies in rats and dogs



1. Phase I clinical protocol



1. Engagements with Novotech and CMAX to support Phase I in Australia



1. Clinical manuals for Phase I clinical trial



1. Phase II clinical protocol synopsis

+6.00%

1. Good Manufacturing Practice (GMP) manufacturing of SBI-100 OE:

1. Completion of clinical formulation development

1. Completion of GMP process development

1. Demonstrated 24-month stability of active pharmaceutical ingredient (API)

1. Initiation of manufacture of a second batch to support Phase II study

1. Engagement of experienced ophthalmology contract drug manufacturing partner, NextPharma, for Phase II drug product

1. Regulatory milestones:

1. Completion of a pre-IND meeting with FDA for SBI-100 OE

1. Finalization of Investigator's Brochure for SBI-100 OE

1. Approval from HREC to initiate Phase I clinical trial in Australia

1. Established internal quality management system

1. Audited key vendors for CMC, nonclinical and clinical activities

With our growing list of achievements, we are demonstrating our commitment to build a strong and lasting company. First, our goal is to cement our position as the first topical eye drop targeting CB1R for the treatment of glaucoma. Second, we aim to advance a broader pipeline based on an innovative class of medicines to disrupt the field of ophthalmology.

### Our novel drug pipeline

Today we have two molecules licensed from the University of Mississippi with potential as drugs to treat ocular diseases based on the novel mechanism of action of targeting endocannabinoid receptors in the eye. For the future, we are





+6.00%

target the endocannabinoid system, little has been done to unlock the potential of this ubiquitous and critical biological system for health and disease. Skye's lead programs and discovery pipeline are aiming to unlock this potential, and we aspire to use the eye as a proving ground.

### ***SBI-100 OE - CB1R agonist - glaucoma and ocular hypertension***

Glaucoma is an optic nerve condition characterized by progressive degeneration of the retina that results in a progressive loss of vision. Glaucoma affects more than 70 million people worldwide (Glaucoma Research Foundation) and is the leading cause of irreversible blindness. Glaucoma is caused by inflammation and blockage of the channels (the trabecular meshwork or TM) that drain liquid from the front of the eye, leading to an increase in internal pressure that damages the optic nerve. SBI-100 OE, which is topically applied, represents a potential new class of treatment for glaucoma.

In preclinical studies, Skye's SBI-100 Ophthalmic Emulsion demonstrated potential to significantly reduce intraocular pressure (IOP), which we believe may exceed the capabilities of leading commercialized drugs in the current glaucoma market:

1. SBI-100 OE's unique chemical structure and formulation enabled better entry into various compartments of the eye versus natural THC.
1. SBI-100 OE was shown to lower IOP better than leading current prescribed drugs in animal models.
1. In an ex vivo model of a human trabecular meshwork, we demonstrated that THC reduces IOP by targeting CB1R in the trabecular meshwork.
1. The ex vivo model also demonstrated that CB1R activation reduces markers of fibrosis in the trabecular meshwork, indicating an important and meaningful mechanism for reducing IOP through this tissue.

Ocular hypertension is a precursor to glaucoma that affects a significant number of people (approximately 3%<sup>[1]</sup> people in the US). This condition shares with glaucoma the related

study.



+6.00%

We completed multiple GLP nonclinical studies designed to not only support regulatory submissions in Australia for our Phase I, but to also allow us to prepare our Investigational New Drug application (IND) for the FDA. Our opportunity and plan, with the FDA's clearance, is to initiate and enroll our Phase II study before the completion of our Phase I study.

### ***SBI-200 - undisclosed indication***

SBI-200 is a proprietary synthetic molecule derived from cannabidiol (CBD) and has shown potential to modulate endocannabinoid-related receptors and pathways in vitro. Preliminary data demonstrated that a basic emulsion formulation of SBI-200 penetrated the front and back of the eye, including the retina, suggesting utility to treat eye diseases in both the anterior and posterior compartments of the eye such as, ocular pain, keratitis, uveitis, dry eye syndrome, macular degeneration, and diabetic retinopathy. We continue to assess the potential utility and application of SBI-200.

### ***CPIP - undisclosed targets***

In October 2021, we launched a research initiative, the Cannabinoid Pharmaceutical Innovation Program (CPIP), focused on discovering new cannabinoid derivative molecules. Skye expects to screen up to 100 molecules by mid-2023 to build a library of novel cannabinoid derivatives and small molecules capable of modulating the endocannabinoid system. The molecules will be screened using a proprietary platform developed by Skye to analyze key molecular targets related to a range of disease pathways in the eye.

In early June, Skye expanded CPIP with research agreements with the University of Eastern Piedmont in Italy and Spanish Research Council (CSIC), adding to its relationships with the University of Mississippi and University of Cordoba. Skye is sponsoring all research with its collaborators and all intellectual property developed under its established contract research agreements will be solely owned by Skye.

### **Goals for remainder of 2022 and 2023**



1. SBI-100 OE - Phase I safety study in healthy volunteers

1. Enroll first arm of trial: single ascending dose (SAD)



1. Enroll second arm of trial: multiple ascending dose (MAD)



1. Analyze and report data



1. SBI-100 OE - Phase II safety and efficacy study in primary open angle glaucoma and ocular hypertension

+6.00%

1. Submit IND

1. Complete scale-up and on-going process development of SBI-100 manufacturing with Purisys

1. Complete production of drug product for Phase II clinical trial with NextPharma

1. Engage CRO to manage Phase II clinical trial

1. Begin enrollment in H1 2023

1. R&D

1. Achieve clear outcomes of CPIP screening program with further optimization of molecule candidates, supported by relevant data, to expand clinical pipeline

1. Present research from CPIP at relevant industry conference(s)

1. File patents related to CPIP discovery activities

1. Finalize a plan to leverage the Avalite Sciences facility in Canada, which is equipped and licensed to conduct research on controlled substances. This facility may add flexibility and cost savings for our research of molecules classified as Schedule 1 under the US Controlled Substances Act (CSA).

### **Our values and our conviction**

What we do requires tremendous conviction, effort, and a strong set of personal standards to achieve the goals we strive for. Here are the values that we share to achieve the goals we have set out:

1. Lead with Innovation - This speaks to our science, but also in how we conduct our business. We seek not to make just small steps, but to revolutionize, and close large gaps by applying the best science.



1. Execute with Integrity - We operate with a fiduciary responsibility for all stakeholders, prioritizing innovation and performance with a commitment to transparency and accountability.



1. Be Better than Yesterday - We will continue to strengthen and challenge ourselves and how we do things. We will rigorously measure the outputs of our plans, and continuously improve how we operate.

+6.00%

1. Be Resilient - Setbacks are an opportunity to learn and grow. We must have the grit to continue forward, and at times the courage to abandon any program that does not provide value.

I promise you that we will work to the best of our abilities to realize the potential of our science. And let me make a further comment about that potential. We can be and are enthusiastic about encouraging nonclinical results showing the pharmaceutical potential of cannabinoids, and specifically of our distinct cannabinoid derivative molecules. That does not guarantee a particular outcome from our clinical studies. It is rare in biotechnology for a molecule to accelerate from nonclinical work to a Phase 2 study in a year or less. That is precisely where Skye is now. We could not be more enthusiastic as a Company and a team to be at this transition point with the opportunity unfolding in real-time to potentially validate important new pharmaceutical applications involving the endocannabinoid system.

To our stockholders, we know you have many investment options. Thank you for your belief in Skye. To our other stakeholders, Skye is a company to watch. We look forward to keeping you updated.

Best regards,

Punit Dhillon

CEO and Chair

#### **STAY CONNECTED**

**Facebook:** @skyebioscience

**Twitter:** @skyebioscience



Investor Relations Email: [ir@skyebioscience.com](mailto:ir@skyebioscience.com) Phone: (858) 410-0266



### REQUIRED EARLY WARNING REPORT INFORMATION



Immediately prior to the completion of the transaction, Skye did not own any securities of Emerald. An early warning report in respect of the Company's acquisition of 213,472,095



+6.00%

Emerald Shares pursuant to the transaction (representing all of the outstanding shares of Emerald) will be filed on SEDAR and will be available under Emerald's issuer profile at [www.sedar.com](http://www.sedar.com). The transaction represented an aggregate consideration of C\$21.3 million (or C\$0.10 per Emerald Share).

Skye intends to cause the Emerald Shares to cease to be listed on the CSE and Emerald will submit an application to cease to be a reporting issuer under applicable Canadian securities laws.

To obtain a copy of the early warning report, you may also contact [Kaitlyn Arsenault, CFO](#), at (858) 410-0266. Skye's address is 11250 El Camino Real, Suite 100, San Diego, CA 92130, and Emerald's address is 4226 Commerce Circle, Unit 101, Victoria, BC V8Z 6N6.

### FORWARD-LOOKING STATEMENTS

This letter contains forward-looking statements, including statements regarding our product development, business strategy, the timing of clinical trials, and commercialization of cannabinoid-derived therapeutics. Such statements and other statements in this press release that are not descriptions of historical facts are forward-looking statements that are based on management's current expectations and assumptions and are subject to risks and uncertainties. If such risks or uncertainties materialize or such assumptions prove incorrect, our business, operating results, financial condition, and stock price could be materially negatively affected. In some cases, forward-looking statements can be identified by terminology including "anticipated," "plans," "goal," "focus," "aims," "intends," "believes," "can," "could," "challenge," "predictable," "will," "would," "may" or the negative of these terms or other comparable terminology. We operate in a rapidly changing environment, and new risks emerge from time to time. As a



+6.00%

factors, may cause actual results to differ materially from those contained in any forward-looking statements the Company may make. Risks and uncertainties that may cause actual results to differ materially include, among others, our capital resources, uncertainty regarding the results of future testing and development efforts and other risks that are described in the Risk Factors section of Skye's most recent annual or quarterly report filed with the Securities and Exchange Commission. Except as expressly required by law, Skye disclaims any intent or obligation to update these forward-looking statements

[1] Company estimates based on analysis of epidemiology of ocular hypertension and literature assessing the prevalence. Kelly. British Journal of Ophthalmology. 2020; 104:1406-1411



To view the source version of this press release, please visit <https://www.newsfilecorp.com/release/143918>



+6.00%

RECOMMENDED STORIES



Benzinga

Billionaire Charlie Munger's Advice: 'It's A B\*\*\*h, But You Gotta Do It. Find A Way To Get Your Hands On \$100,000' - Why

The significance of amassing your first \$100,000 cannot be underestimated when it comes to building long-term wealth. As Charlie Munger, esteemed investor and vice chairman of Berkshire Hathaway Inc.... 12h ago



TipRanks

'Load Up,' Says Raymond James About These 2 'Strong Buy' Stocks

The S&P 500 has experienced its second-best start to a year in the past 25 years, fueling a sense of optimism among investors. However, this achievement has not been the main story of the year. In fact, the... 5h ago



Ad • Singapore EDB

ONE Pass enables you to do more for the world.

Discover Singapore's new ONE Pass for top talent. Make Singapore your smart move now.



Fortune

JPMorgan CEO Jamie Dimon chides managers who work from home: 'I don't know how you can be a leader and not be

Jamie Dimon, a remote work "skeptic," has some choice words for managers.

10h ago



SmartAsset

Ask an Advisor: We're 65, Have \$1 Million Saved and \$42K in Social Security Benefits. Can We Live on \$90K Per Year?

My wife and I are both 65 years old. She will retire this year and I'll work until I'm 67. We'll get about \$42,000 in Social Security and have about \$1 million in savings. Can we live on \$90,000 per ... Continue reading -> The... 16h ago




Business Insider

'Bond King' Bill Gross predicts American consumers will run out of cash later this year, paving the way for a recession

Bill Gross has joined the likes of "The Big Short" investor Michael Burry and Jamie Dimon in predicting consumer spending will eventually falter.

11h ago

Ad • Kefid Machinery



**Zacks**  
**Advanced Micro Devices (AMD) Stock Sinks As**  
Advanced Micro Devices (AMD) closed at \$111.32 in the latest trading session, marking a...  
7h ago



**Business Insider**  
**Inflation is about to show a big drop and investors should load up on stocks ahead of this week's CPI report, Fundstrat says**  
"For the first time this year, we are issuing a short-term tactical buy call on the S&P 500," Fundstrat's Tom Lee said.  
1d ago



**Barrons.com**  
**The Nasdaq 100 Rebalance Has Been Great News for Cathie Wood's ARK Innovation**  
Cathie Wood's has been on the rise following the announcement that the will rebalance the weightings of its constituents. On July 7, Nasdaq announced that the index will be undergoing a "Special Rebalance" before...  
12h ago



**Ad • Hitachi** ...  
**Thailand's Vision for a Green Future**  
Why Growth and Sustainability Must Go Hand-in-Hand



**Barrons.com**  
**Rivian Stock's Epic Streak Snapped. Here's What Happens Next.**  
Coming into Tuesday trading, Rivian shares were up for nine consecutive days. That was a record for the company.  
5h ago



**Yahoo Finance**  
**Rivian stock is on fire. Here's why.**  
Rivian's stock is on fire. Here's why shares of the EV company are up more than 90% over the past nine trading sessions.  
1d ago



**Investor's Business Daily**  
**The Damaging Report That Sent Weight-Loss Kingpins Novo Nordisk, Eli Lilly Into A Tailspin**  
Eli Lilly stock and Novo Nordisk stock skidded Tuesday on a report most patients taking weight loss drugs like Wegovy stopped within a year.  
9h ago



**Ad • Spicy Trends** ...  
**Incredible Photos Show What Dubai Is Really Like**  
Cringy Things that you won't believe exist in Dubai





the most controversial on the Street, and divide market watchers into tw...  
15h ago



**The Telegraph**  
**Biden's electric vehicle push is doomed to failure, warn carmakers**  
Joe Biden's race to embrace electric vehicles risks overwhelming US charging infrastructure and creating disastrous supply shortages, two of the world's biggest carmakers have said.  
1d ago



**Benzinga**  
**Ryan Reynolds Sold His Company For \$1.3 Billion; Now He's Investing In Something He Knows Nothing About**  
Acclaimed Hollywood A-lister Ryan Reynolds has proven himself to be more than just an entertainer, delving into the world of investments with remarkable success. Despite his humble admission of not being an...  
2d ago



**Ad • The Chef Pick** ...  
**Most Iconic Swimsuit Moments In Movies History**  
Celebrate summer with the best swimsuits from films throughout the years...



**Barrons.com**  
**Sarah Silverman's ChatGPT Lawsuit Raises Big Questions for AI**  
Comedian Sarah Silverman and two others filed a pair of purported class-action lawsuits against OpenAI, parent of ChatGPT, and Meta Platforms.  
1d ago



**Zacks**  
**Apple (AAPL) Stock Sinks As Market Gains: What You Should Know**  
In the latest trading session, Apple (AAPL) closed at \$188.08, marking a -0.28% move from the previous day.  
7h ago



**SmartAsset**  
**Vanguard Says This Can Help You Add at Least \$100k to Retirement Savings**  
Approximately 80% of all Americans aged 60 and older are homeowners, and housing wealth accounts for about 48% of the median wealth of that group. As retirees near large cities, and strong housing markets, start...  
15h ago



**Ad • Like it Viral** ...  
**Fans Went Wild Seeing Kim Kardashian In This Car**  
While she pulled off an amazing career, this is the car she drives on a regular day

Investor's Business Daily

**Warren Buffett Bets On LNG, Despite Low Gas Prices, With This \$3 Billion Deal**

Warren Buffett's Berkshire Hathaway Energy announced a \$3.3 billion deal to buy Dominion Energy's stake in the Cove Point LNG export facility.



f



Bud Light sales have been slipping, and the impact extends beyond the beer bran...  
2d ago



Benzinga

**Snap's Bid to Regain Momentum: Revenue-Sharing Incentives Attract Big Creators, Setting the Stage for Comeback**

Snap Inc (NYSE: SNAP) has introduced a revenue-sharing program to entice creators back to its platform, allowing them to earn a portion of the ad revenue generated by their content. The program, known as Snap Star, ha...  
1d ago



Account Number 06 2227 10186181

Statement Period 26 Feb 2022 - 25 Aug 2022

Closing Balance \$3,403.94 CR

Enquiries 13 1998  
 (24 hours a day, 7 days a week)



018

MR AND MRS KING  
 38 CLYDE ESSEX DR  
 GULMARRAD NSW 2463



## Direct Investment Account

If this account has an attached overdraft limit or facility and we send you a statement every 4 or 6 months, we will update your statement preference to every 3 months as part of changes made to the new Banking Code of Practice from 1 July 2019.


The Commonwealth Direct Investment Account is the preferred cash account for SMSF customers. Enjoy the convenience of managing your investments through NetBank and the CommBank app.

Name: MICHAEL ALAN KING AND MUH-LING CHANG IN TRUST FOR THE TOWNVIEW SUPERANNUATION FUND

Note: Have you checked your statement today? It's easy to find out more information about each of your transactions by logging on to the CommBank App or NetBank. Should you have any questions on fees or see an error please contact us on the details above. Cheque proceeds are available when cleared.

The date of transactions shown here may be different on your other transaction lists (for example, the transaction list that appears on the CommBank app).

Date	Transaction	Debit	Credit	Balance
26 Feb	2022 OPENING BALANCE			\$1,434.38 CR
11 Mar	Transfer from xx3721 NetBank DandA to SMSF		1,000.00	\$2,434.38 CR
12 Mar	Transfer from xx7903 NetBank MandM to SMSF		300.00	\$2,734.38 CR
15 Mar	Direct Debit 002631 BT Life Insuranc Y0889241 062-227	4,586.44		\$1,852.06 DR
15 Mar	Return 15/03/22 Direct Debit 002631 BT Life Insuranc Y0889241 062-227		4,586.44	\$2,734.38 CR
15 Mar	Unpaid Payment Fee	5.00		\$2,729.38 CR
15 Mar	Direct Debit 523294 NEOS LIFE 111603075/8065126	349.76		\$2,379.62 CR
19 Apr	TAX OFFICE PAYMENTS NetBank BPAY 75556 001291846850263860 ATO AS 21 22	1,018.00		\$1,361.62 CR
19 Apr	Direct Debit 523294 NEOS LIFE 111603075/8508282	441.28		\$920.34 CR
19 Apr	Direct Debit 002631 BT Life Insuranc Y0889241 062-227	4,586.44		\$3,666.10 DR
19 Apr	Return 19/04/22 Direct Debit 002631 BT Life Insuranc Y0889241 062-227		4,586.44	\$920.34 CR
19 Apr	Unpaid Payment Fee	5.00		\$915.34 CR



Date	Transaction	Debit	Credit	Balance
23 Apr	Transfer from xx7903 NetBank MandM to Super		4,000.00	\$4,915.34 CR
27 Apr	Direct Debit 002631 BT Life Insuranc Y0889241 062-227	4,586.44		\$328.90 CR
28 Apr	Direct Credit 481471 SuperChoice P/L PC200422-183430549		773.16	\$1,102.06 CR
03 May	Transfer from xx7903 CommBank app MandM to SMSF		4,000.00	\$5,102.06 CR
07 May	Transfer to other Bank CommBank app SMSF to CMC Groy	1,450.00		\$3,652.06 CR
16 May	Direct Debit 523294 NEOS LIFE 111603075/8950315	441.28		\$3,210.78 CR
15 Jun	Direct Debit 523294 NEOS LIFE 111603075/9404890	441.28		\$2,769.50 CR
21 Jun	Transfer from xx7903 CommBank app MandM to SMSF		5,000.00	\$7,769.50 CR
01 Jul	CREDIT INTEREST EARNED on this account to June 30, 2022 is \$0.04			
09 Jul	Transfer to other Bank NetBank CMC GTXUS	2,000.00		\$5,769.50 CR
11 Jul	Direct Debit 507156 QUANTUMACCOUNTI QUANTUMAC_M2EWWuFB	3,465.00		\$2,304.50 CR
15 Jul	Direct Debit 523294 NEOS LIFE 111603075/9859534	441.28		\$1,863.22 CR
22 Jul	TAX OFFICE PAYMENTS NetBank BPAY 75556 001291846850263860 ATO Mar22 PAYG	1,018.00		\$845.22 CR
15 Aug	Direct Debit 523294 NEOS LIFE 111603075/10290223	441.28		\$403.94 CR
23 Aug	Transfer from xx7903 NetBank MandM to SMSF		3,000.00	\$3,403.94 CR
25 Aug	2022 CLOSING BALANCE			\$3,403.94 CR

<b>Opening balance</b>	-	<b>Total debits</b>	+	<b>Total credits</b>	=	<b>Closing balance</b>
\$1,434.38 CR		\$25,276.48		\$27,246.04		\$3,403.94 CR

**Your Credit Interest Rate Summary**

Date	Balance	Standard Credit Interest Rate (p.a.)
25 Aug	Less than \$10,000.00	0.00%
	\$10,000.00 and over	1.10%

Note. Interest rates are effective as at the date shown but are subject to change.

2664.7475.1.3 ZZ258R3 0303SL\_R3\_S961.D237.OV06.00.35

**Important Information:**

We try to get things right the first time – but if we don't, we'll do what we can to fix it.

You can fix most problems simply by contacting us.

Write to: CBA Group Customer Relations, Reply Paid 41, Sydney NSW 2001

Tell us online: [commbank.com.au/support/compliments-and-complaints.html](http://commbank.com.au/support/compliments-and-complaints.html)

Call: 1800 805 605 (free call)

You can also contact the Australian Financial Complaints Authority, AFCA, an independent external dispute resolution body approved by ASIC - time limits may apply, visit AFCA, [afca.org.au](http://afca.org.au), website for more information.

Write to: Australian Financial Complaints Authority, GPO Box 3, Melbourne VIC 3001

Email: [info@afca.org.au](mailto:info@afca.org.au)

Call: 1800 931 678, free call Monday to Friday 9am– 5pm, AEST



# Important Safety Notice: Keeping Your Accounts Safe.

Contact us immediately, anytime, on **13 2221** if you notice any suspicious activity on your account or if you need to report a lost or stolen card.

## What to look out for

Other people may make unauthorised transactions on your account by gaining access to your personal information. They commonly gain your personal information by posing as another person or business, or by stealing your passwords. This is usually done by SMS or email phishing, and via telephone scams. This information is then often used to make unauthorised transactions on your accounts.

## How can I keep my accounts safe?

Keep your devices, PIN and passwords secure so that nobody can gain access or discover this information.

- Memorise your codes and delete or destroy any record of them.
- If you are waiting for your card in the mail, secure your letterbox at all times.
- Don't tell anyone your passwords or PINs – including family, friends and anyone who claims they are from the bank.
- Don't choose any passwords or PINs which are easily guessed, such as your birthday, name, phone number, or numbers which form a pattern.

Keep your cards and devices safe, take extra care of your online wallets and mobile banking applications.

- Activate and set a PIN on your card as soon as you receive it.
- Regularly check your card is still in your possession.
- Cancel, cut up and securely dispose of any card you no longer use.
- Don't let anyone else register their own thumbprint or other biometrics on your device.
- Don't leave your card unattended when you are in public, including at work.

## Has there been an unauthorised transaction on your account?

1. Double check that the transaction was not made by you, or an authorised person on the account.
2. Document the incorrect transaction.
3. Contact the merchant that charged you (most issues can be resolved faster that way).

For more information, visit:

**[commbank.com.au/support/disputing-a-transaction.html](https://commbank.com.au/support/disputing-a-transaction.html)**

If the issue is still unresolved, contact us within 30 days of your transaction statement date, and we may be able to exercise our chargeback rights to recover your funds.

Please note: We cannot request a chargeback on BPAY payments because different rules apply (these rules are set out in the ePayments Code).

To find out more about chargebacks, visit:

**[commbank.com.au/support/faqs/1387.html](https://commbank.com.au/support/faqs/1387.html)**

**Important information:** This document is a guideline only. If you don't take reasonable measures to protect your cards and devices, or protect your personal and security information, or prevent others from accessing such information, you may be liable for any unauthorised transactions. Your liability for any losses arising from unauthorised transactions is determined in accordance with the ePayments Code and is set out in your account Terms and Conditions. For a copy visit [commbank.com.au](https://commbank.com.au). To notify us of any account security issues, simply call 13 2221, 24 hours a day, 7 days a week. HomePath Pty Limited ABN 35 081 986 530 is a wholly owned but non-guaranteed subsidiary of Commonwealth Bank of Australia.





018

MR AND MRS KING  
 38 CLYDE ESSEX DR  
 GULMARRAD NSW 2463

Account Number 06 2227 10186181

Statement Period 26 Aug 2022 - 25 Feb 2023

Closing Balance \$1,679.31 CR

Enquiries 13 1998  
 (24 hours a day, 7 days a week)

## Direct Investment Account

If this account has an attached overdraft limit or facility and we send you a statement every 4 or 6 months, we will update your statement preference to every 3 months as part of changes made to the new Banking Code of Practice from 1 July 2019.

The Commonwealth Direct Investment Account is the preferred cash account for SMSF customers. Enjoy the convenience of managing your investments through NetBank and the CommBank app.

Name: MICHAEL ALAN KING AND MUH-LING CHANG IN TRUST FOR THE TOWNVIEW SUPERANNUATION FUND

Note: Have you checked your statement today? It's easy to find out more information about each of your transactions by logging on to the CommBank App or NetBank. Should you have any questions on fees or see an error please contact us on the details above. Cheque proceeds are available when cleared.


The date of transactions shown here may be different on your other transaction lists (for example, the transaction list that appears on the CommBank app).

Date	Transaction	Debit	Credit	Balance
26 Aug	2022 OPENING BALANCE			\$3,403.94 CR
15 Sep	Direct Debit 523294 NEOS LIFE 111603075/10760538	441.28		\$2,962.66 CR
17 Oct	Direct Debit 523294 NEOS LIFE 111603075/11164260	441.28		\$2,521.38 CR
15 Nov	Direct Debit 523294 NEOS LIFE 111603075/11555002	441.28		\$2,080.10 CR
15 Dec	Direct Debit 523294 NEOS LIFE 111603075/11931981	441.28		\$1,638.82 CR
11 Jan	Transfer from xx7903 NetBank MandM to SMSF		1,500.00	\$3,138.82 CR
11 Jan	TAX OFFICE PAYMENTS NetBank BPAY 75556 551008431203458821 ATO	2,576.95		\$561.87 CR
16 Jan	Direct Debit 523294 NEOS LIFE 111603075/12282960	441.28		\$120.59 CR
21 Jan	Transfer from xx7903 CommBank app MandM to SMSF		2,000.00	\$2,120.59 CR



\*# 7844.24683.1.2 ZZ258R3 0303 SL\_R3 S961.D058.O.V06.00.36





Date	Transaction	Debit	Credit	Balance			
15 Feb	Direct Debit 523294 NEOS LIFE 111603075/12630792	441.28		\$1,679.31 CR			
25 Feb	2023 CLOSING BALANCE			\$1,679.31 CR			
<b>Opening balance</b>		<b>-</b>	<b>Total debits</b>	<b>+</b>	<b>Total credits</b>	<b>=</b>	<b>Closing balance</b>
\$3,403.94 CR			\$5,224.63		\$3,500.00		\$1,679.31 CR

**Your Credit Interest Rate Summary**

Date	Balance	Standard Credit Interest Rate (p.a.)
25 Feb	Less than \$10,000.00	0.25%
	\$10,000.00 and over	2.25%

Note. Interest rates are effective as at the date shown but are subject to change.

**Important Information:**

We try to get things right the first time – but if we don't, we'll do what we can to fix it.  
 You can fix most problems simply by contacting us.  
 Write to: CBA Group Customer Relations, Reply Paid 41, Sydney NSW 2001  
 Tell us online: [commbank.com.au/support/compliments-and-complaints.html](http://commbank.com.au/support/compliments-and-complaints.html)  
 Call: 1800 805 605 (free call)

You can also contact the Australian Financial Complaints Authority, AFCA, an independent external dispute resolution body approved by ASIC - time limits may apply, visit AFCA, [afca.org.au](http://afca.org.au), website for more information.  
 Write to: Australian Financial Complaints Authority, GPO Box 3, Melbourne VIC 3001  
 Email: [info@afca.org.au](mailto:info@afca.org.au)  
 Call: 1800 931 678, free call Monday to Friday 9am– 5pm, AEST

## Important Notice

### Changes to cheque access from 3 June 2023

We are phasing out cheque access<sup>1</sup> from 3 June 2023, as follows:

- If you open a CommBank account from 3 June 2023, cheque access to that account won't be available. Some exceptions apply<sup>2</sup>.
- If a cheque book was not issued for your account<sup>2</sup> before 3 June 2023, cheque access to that account won't be available from 3 June 2023.
- From 3 June 2023 replacement cheque books will no longer be issued automatically. To obtain a replacement cheque book, please contact us or visit your nearest branch.
- If you switch from a CommBank account where a cheque book was previously issued, to a new CommBank account, and your cheque book is linked to your new account, you can continue to have cheque access to your new account until all of the cheques in your cheque book are used. Once you've used all the cheques in that cheque book, cheque access will no longer be available from 3 June 2023.
- All account Terms and Conditions will be updated to reflect these changes on 3 June 2023 on [commbank.com.au](https://commbank.com.au)

Using NetBank, the CommBank app or CommBiz (for business and institutional customers), you can manage your money securely online anywhere, anytime and you can access a range of handy features, including:

- Transferring money between your accounts in real-time
- Transferring money to a BSB and Account Number or paying money to someone using PayID
- Setting up a recurring transfer or scheduling a transfer for later
- Paying your bills using PayTo, BPAY® or direct debit

For your personal accounts you can also use phone banking to transfer money between your accounts by calling us at 13 2221. For your business accounts you can manage your money securely online anywhere, anytime using NetBank, the CommBank app or CommBiz. For more information visit [commbank.com.au/changes-to-cheques](https://commbank.com.au/changes-to-cheques)

<sup>1</sup> Cheque access means being able to take money out of your account using a cheque from a cheque book issued to you on request and linked to your account, or a cheque obtained by you on request, over the counter in branch.

<sup>2</sup> Selected business and institutional banking accounts are excluded. Speak with your Relationship Manager, or visit [commbank.com.au/changes-to-cheques](https://commbank.com.au/changes-to-cheques)

® Registered to BPAY Pty Ltd ABN 69 079 137 518



#####	4000 Transfer fr	4690.97
#####	-550.15 Direct Debi	690.97
6/6/2023	1000 Transfer fr	1241.12
6/1/2023	0.13 Credit Inte	241.12
#####	76.22 Direct Crec	240.99
#####	-550.15 Direct Debi	164.77
5/1/2023	0.48 Credit Inte	714.92
#####	1.9 UNITED162	714.44
#####	-1570.76 Direct Debi	712.54
#####	-550.15 Direct Debi	2283.3
4/4/2023	1600 Transfer fr	2833.45
4/1/2023	0.36 Credit Inte	1233.45
#####	-5 Unpaid Pay	1233.09
#####	5662.6 Return 27/	1238.09
#####	-5662.6 Direct Debi	-4424.51
#####	-441.28 Direct Debi	1238.09
3/1/2023	0.06 Credit Inte	1679.37




**Super SMSF** 062-227 XXXX 6181

Transactions

Statements

Account settings

**Last 30 Days**



Available

Pending

Balance

Search transactions



Date ▾

Amount ▾

Type ▾

Showing 40 transactions

Export

**Sat 01 Jul 2023**

Debit

Credit

Balance

Credit Interest

+\$0.34

\$4,691.31

**Wed 28 Jun 2023**

+ Transfer from xx7903 NetBank MandM to SMSF

+\$4,000.00

\$4,690.97

Plan Number	111603075
Plan Owner	The Townview Superannuation Fund
Insured Person	Michael King

18/10/2022

Dear Michael King,

**NEOS Life - Premium Statement.**

Please be advised that the total premiums paid on your Protection Plan with NEOS Life for the financial year ending **30 June 2022** is as follows:

Life cover	\$2234.04
Attached TPD cover	\$2237.64
<b>Total premium paid FY 2021/2022</b>	<b>\$4471.68</b>


Please note that the above is general information only and is not intended as taxation or other advice. It's therefore important that you consult your financial or tax adviser if you have any questions about the tax-deductibility of your premiums.

We're here to help. If you have other questions about your NEOS Protection Plan, please don't hesitate to contact us on 1300 090 188 between 8am and 6pm (Sydney time) Monday to Friday or reply to this email.

Yours sincerely,



David Hillery  
Operations Manager  
Phone 1300 090 188



**neoslife.com.au**  
GPO Box 239, Sydney NSW 2001  
e: [customerservice@neoslife.com.au](mailto:customerservice@neoslife.com.au) t: 1300 090 188

NEOS Life (NEOS) is a registered business name of Australian Life Development Pty. Ltd. ABN 96 617 129 914 AFSL 502759. NEOS Protection is issued by NobleOak Life Limited (NobleOak) ABN 85 087 648 708 AFSL 247302. The NEOS Super Plan is issued by Tidswell Financial Services Ltd. (Tidswell) ABN 55 010 810 607 AFSL 237628 as Trustee of the max Superannuation Fund ABN 22 508 720 840, of which the NEOS Super Plan is a division. NEOS provides administration services in relation to NEOS Protection and the NEOS Super Plan on behalf of NobleOak and Tidswell.

RESOLUTION OF THE TRUSTEE ADOPTING AN INVESTMENT STRATEGY


THE TOWNVIEW SUPERANNUATION FUND


**ADOPTION OF  
INVESTMENT  
STRATEGY:**

It is noted that the Trustee has formulated investment objectives for the Fund and an investment strategy to achieve those objectives (the "Investment Strategy") having regard to the whole of the circumstances of the Fund, including:

1. the risk involved in making, holding, realizing and the likely return from the Fund's investments, having regard to its objectives and its expected cash flow requirements;
2. the composition of the Fund's investments as a whole, including the extent to which the investments are diverse or involve the Fund in being exposed to risk from inadequate diversification;
3. the liquidity of the Fund's investments having regard to its expected cash flow requirements;
4. the ability of the Fund to discharge its existing and prospective liabilities;
5. the Fund profile;
6. anticipated future contributions;
7. past investment performance; and
8. the current investment portfolio and asset mix, which objectives and strategy are set out in the Investment Strategy annexed to this resolution.

Resolved to adopt the investment objectives of the Fund and adopt and implement the investment strategy to achieve the objectives as set out in the Investment Strategy of the Fund.

  
\_\_\_\_\_  
Michael King 24/04/2006


  
\_\_\_\_\_  
Maureen King 24/04/2006


- (iii) the liquidity of the Fund's investments having regard to its expected cash flow requirements, and
- (iv) the ability of the Fund to discharge its existing and prospective liabilities, is satisfied that the said investment strategy requires no further modification or adaptation at this time.

TRUSTEE STATUS: Each of the Trustee(s) confirmed that they are to act as Trustee(s) of the fund and that they are not disqualified persons as defined by Section 121 of the SIS Act.

ACCOUNTANTS AND TAX AGENT: It was resolved that Prudential Partners act as accountants and tax agents for the fund for the next financial year.

CLOSURE: Signed by the trustee(s) pursuant to the Trust Deed.

  
\_\_\_\_\_  
Michael King  
Date: 24/04/2006

  
\_\_\_\_\_  
Maureen King  
Date: 24/04/2006

RESOLUTION OF THE TRUSTEE ADOPTING AN INVESTMENT STRATEGY


THE TOWNVIEW SUPERANNUATION FUND

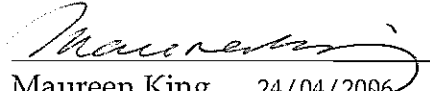
ADOPTION OF  
INVESTMENT  
STRATEGY:

It is noted that the Trustee has formulated investment objectives for the Fund and an investment strategy to achieve those objectives (the "Investment Strategy") having regard to the whole of the circumstances of the Fund, including:

1. the risk involved in making, holding, realizing and the likely return from the Fund's investments, having regard to its objectives and its expected cash flow requirements;
2. the composition of the Fund's investments as a whole, including the extent to which the investments are diverse or involve the Fund in being exposed to risk from inadequate diversification;
3. the liquidity of the Fund's investments having regard to its expected cash flow requirements;
4. the ability of the Fund to discharge its existing and prospective liabilities;
5. the Fund profile;
6. anticipated future contributions;
7. past investment performance; and
8. the current investment portfolio and asset mix, which objectives and strategy are set out in the Investment Strategy annexed to this resolution.

Resolved to adopt the investment objectives of the Fund and adopt and implement the investment strategy to achieve the objectives as set out in the Investment Strategy of the Fund.

  
\_\_\_\_\_  
Michael King 24/04/2006

  
\_\_\_\_\_  
Maureen King 24/04/2006



## **INVESTMENT STRATEGY**

### **THE TOWNVIEW SUPERANNUATION FUND**

#### **INVESTMENT POLICY STATEMENT**

##### **1. Fund Profile**

The Townview Superannuation Fund(the Fund) is an allocated accumulation fund established to provide lump sum retirement benefits for members as well as death/disablement protection for members and the dependents of members. Membership of the Fund is voluntary.

The fund has 2 members who are husband and wife aged 46 years and 44 years respectively at the time of this Statement.

It is not intended that other members will be admitted to the Fund. The current intention is for the wife to receive a retirement benefit at some time after age 65 and for the husband to receive a retirement benefit at some time after age 65.

##### **2. Benefits**

The current intention is to pay either lump sum or allocated pension benefits upon retirement of the members. The Trustee shall invest Fund assets having regard to the need to realise the investments in accordance with the rules governing the payment of benefits from the Fund.

##### **3. Future Contributions**

The members of the Fund have sufficient private death and disability cover outside the Fund or in the Fund to enable the Trustee to take a long term perspective in setting the investment objectives of the Fund.

The members do not expect to be in a position to make ongoing contributions prior to retirement. Consequently, members will rely solely on investment earnings to provide the desired level of benefits to fund for their retirement.

## INVESTMENT OBJECTIVES

### 1. General Objectives

The Trustee will at all times act prudently to pursue the maximum rate of return possible, subject to acceptable risk parameters, and the maintenance of whatever diversification that can be achieved with modest assets.

The Trustee will ensure that all investments are authorised under the trust deed, are made for the sole purpose of providing benefits to members and the dependents of members, and are made in accordance with the legislative requirements applicable to complying superannuation funds.

The Trustee will invest to ensure sufficient liquidity is retained within the Fund to meet benefit payments due and will adjust its specific objectives where it believes the risk profile of the Fund has changed.

The Trustee will make investments in conjunction with members (or the Employer or associates), provided they are undertaken on an arms length basis and do not exceed in-house asset limits or any legislative requirements. Such investments will only be made where the Trustee is satisfied that the Fund is complying with the superannuation legislation as a result of the Trustee making the investment.

The Trustee will consider suggestions from members for specific investments in relation to members generally or for an individual member and may make investments in accordance with those suggestions, provided that they fall within the investment strategy of the Fund.

### 2. Specific Objectives

Having considered the liability profile of the Fund, the Trustee has adopted the following objectives for the investment of the assets of the Fund:

- (a) to achieve an investment return (net of tax and charges) that exceeds the CPI by at least 5 % per annum when measured over a rolling 10 year period;
- (b) to achieve an investment return (net of tax and charges) that exceeds cash rates by at least 2 % per annum when measured over a rolling 5 year period;
- (c) to have a low expectation of negative returns in any 12 month period;

The Trustee will consider the implementation of these objectives through a single asset strategy where it considers that appropriate.

### 3. Review

The investment objectives of the Fund will be reviewed annually and at such other times as a significant event occurs which affects the Fund.

## INVESTMENT STRATEGY

Given that both members of the Fund are now in a position to access a lump sum or income stream from the fund, the high liquidity / low return of the current investments is considered appropriate. In order to achieve the investment objectives of the Fund, the Trustee wishes to adopt and pursue the strategy set out hereunder. The Trustee reserves the right to implement more than one strategy as it sees fit and to offer separate strategies to members. The Trustee also reserves the right to implement separate and different action plans in the acquisition and disposal of assets pursuant to this strategy.

### 1. Diversification

The Trustee wishes to implement as much diversification as it is able given the assets of the Fund and elects to diversify amongst the following asset classes to be managed around the following ranges:

Asset Class	Range
<b>Property</b>	
Unit Trust and Direct Property	0 - 100 %
<b>Cash</b>	
Cash and fixed interest	0 - 100 %
<b>Other Assets</b>	
	0 - 5 %

In considering the degree of diversification appropriate to the Fund, the Trustee has determined to take into account the following:

- (a) the existing assets of the Fund;
- (b) the existing assets of the family other than assets held in the Fund;
- (c) its access to expert investment advice;
- (d) the existing and projected membership and assets of the fund;
- (e) the decision not to implement a reserving policy.

The Trustee has implemented its strategy taking into account the age of the members and their likely dates of retirement. It has also taken into account the expressed intention of the members to receive their benefits as lump sums/allocated pensions upon retirement.

## 2. Performance Monitoring

To monitor the success of the investment policy in achieving the investment objectives, the Trustee will take the following action:

- (a) compare investment returns against investment objectives on an annual basis;
- (b) compare the investment performance of the Fund against a sample group of superannuation master funds;
- (c) compare investment returns against cash rates available over a 12 month period

and will review this strategy on an annual basis or on such other basis as it believes appropriate.

## 3. Benchmarks


The Trustee will measure its success criteria against certain benchmarks and indices. The nominated benchmarks for performance will be as follows:

- (a) Australian shares - all ordinaries accumulation index;
- (b) Liquid assets - average cash management trusts;
- (c) Australian fixed trusts - commonwealth all series all maturities and accumulation index;
- (d) Property trusts - average of composite property accumulation index;
- (e) In-house asset loans - average rate for comparable loans from major banks and ATO interest requirements.

Michael King



Maureen King



## CONSENT TO ACT AS TRUSTEE

I, Michael King


THE TRUSTEE of THE TOWNVIEW SUPERANNUATION FUND

HEREBY CONSENT to act as Trustee of the THE TOWNVIEW SUPERANNUATION FUND

DATED THIS 24th April 2006

SIGNED BY THE SAID

Michael King

A handwritten signature in black ink, appearing to read 'Michael King', is written over a horizontal line. The signature is stylized and cursive.

in the presence of:

Allan Mason

## CONSENT TO ACT AS TRUSTEE

I, Maureen King

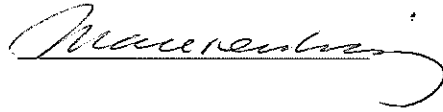
THE TRUSTEE of THE TOWNVIEW SUPERANNUATION FUND

HEREBY CONSENT to act as Trustee of the THE TOWNVIEW SUPERANNUATION FUND

DATED THIS 24th April 2006

SIGNED BY THE SAID

Maureen King

A handwritten signature in black ink, appearing to read 'Maureen King', written over a horizontal line.

in the presence of:

\_\_\_\_\_  
Allan Mason

**APPLICATION BY AN EMPLOYER  
COMPANY OR FIRM**

**TO: THE TRUSTEE OF THE TOWNVIEW SUPERANNUATION FUND**

**FROM:** \_\_\_\_\_  
(Employer)

(hereinafter called the "Associated Employer") hereby applies to participate in the Superannuation Fund and to include employees of the Associated Employer as Members of the Fund and in consideration of the acceptance of the Associated Employer as a participant in the Fund the Associated Employer undertakes to contribute to and be bound by the Deed and Rules governing the Fund as if it were originally named therein and the Associated Employer declares that the contributions by the Associated Employer or its employees and the amounts arising there from shall be held in trust by the Trustee to provide the benefits set out in the Deed and Rules.

EXECUTED for and on behalf of

Employer: \_\_\_\_\_

ABN \_\_\_\_\_

in accordance with Section 127(1) of the  
*Corporations Act 2001:*

\_\_\_\_\_

Date: 24/04/2006

**APPLICATION BY AN EMPLOYER  
COMPANY OR FIRM**

**TO:** THE TRUSTEE OF THE TOWNVIEW SUPERANNUATION FUND

**FROM:** \_\_\_\_\_  
(Employer)

(hereinafter called the "Associated Employer") hereby applies to participate in the Superannuation Fund and to include employees of the Associated Employer as Members of the Fund and in consideration of the acceptance of the Associated Employer as a participant in the Fund the Associated Employer undertakes to contribute to and be bound by the Deed and Rules governing the Fund as if it were originally named therein and the Associated Employer declares that the contributions by the Associated Employer or its employees and the amounts arising there from shall be held in trust by the Trustee to provide the benefits set out in the Deed and Rules.

EXECUTED for and on behalf of

Employer: \_\_\_\_\_

ABN \_\_\_\_ - \_\_\_\_ - \_\_\_\_ - \_\_\_\_ - \_\_\_\_

in accordance with Section 127(1) of the  
*Corporations Act 2001:*

\_\_\_\_\_

Date: 24/04/2006



TO WHOM IT MAY CONCERN

## COMPLIANCE LETTER

RE: THE TOWNVIEW SUPERANNUATION FUND


The Deed which was used for the formation of this Fund was in a form which complies with the requirements of the relevant law and regulations at the date the Fund commenced. It incorporates appropriate provisions in respect of preservation relating to transfers into the Fund or from the Fund into other funds.

In any case if any provision in the deed may be inconsistent with the current requirements of the Regulations the Trust Deed has a provision which deems the relevant requirements to apply, and so would result in the deed complying.

The Fund should comply as the Trustee has endeavored to conduct the operation of the Fund in accordance with the Standards specified from time to time, and is not aware of any failure to comply.

If any failure to observe the requirements may occur the Fund can still be regarded as complying if the matter is disclosed to Australian Prudential Regulation Authority and it issues a notice to the effect that the Fund is nonetheless to be regarded as complying.

Yours faithfully,

  
\_\_\_\_\_  
Michael King  
31 Park Avenue  
Ashfield NSW 2131

  
\_\_\_\_\_  
Maureen King  
31 Park Avenue  
Ashfield NSW 2131

## NOTICE OF APPROVAL

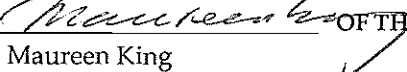
To: \_\_\_\_\_  
(Employer)

RE: THE TOWNVIEW SUPERANNUATION FUND

Notice is hereby given that the Trustees of the above fund have approved the membership applications of the following persons:

Michael King & Maureen King

SIGNED BY THE TRUSTEE  OF THE FUND. Date 24/04/2006  
Michael King

SIGNED BY THE TRUSTEE  OF THE FUND. Date 24/04/2006  
Maureen King

## APPLICATION FOR MEMBERSHIP

TO: THE TRUSTEE OF THE TOWNVIEW SUPERANNUATION FUND

FROM: Michael King

OF: 31 Park Avenue  
Ashfield NSW 2131

I apply to become a member of the abovementioned superannuation fund on the terms and conditions specified in the Trust Deed from the time being governing the Fund.

I understand that my employer may deduct from my salary such amounts as are required to provide my contributions to the Fund and will pay those amounts to the Trustee of the Fund.

I acknowledge my acceptance of

Michael & Maureen King

as Trustee(s) of the Fund.

Signature

  
Michael King

Date 24/04/2006

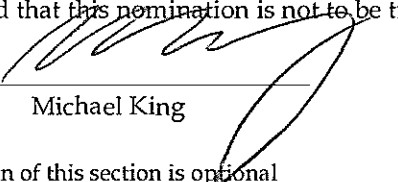
### NOMINATED BENEFICIARY <sup>1</sup>

I wish to advise the Trustee of the Fund that my Nominated Beneficiary (ies) under the Fund is/are as follows:

NAME IN FULL (DOB IF UNDER 18)	RELATIONSHIP TO MEMBER	FULL POSTAL ADDRESS	% OF SHARE BENEFIT <sup>2</sup>

I understand that the payment of any Death Benefit by the Fund will be at the absolute discretion of the Trustee and that this nomination is not to be treated as a direction.

Signature

  
Michael King

Date 24/04/2006

<sup>1</sup> Completion of this section is optional

<sup>2</sup> Show percentage of death benefits to be taken by each beneficiary

## APPLICATION FOR MEMBERSHIP

TO: THE TRUSTEE OF THE TOWNVIEW SUPERANNUATION FUND

FROM: Maureen King  
OF: 31 Park Avenue  
Ashfield NSW 2131

I apply to become a member of the abovementioned superannuation fund on the terms and conditions specified in the Trust Deed from the time being governing the Fund.

I understand that my employer may deduct from my salary such amounts as are required to provide my contributions to the Fund and will pay those amounts to the Trustee of the Fund.

I acknowledge my acceptance of

Michael & Maureen King  
as Trustee(s) of the Fund.

Signature  Date 24/04/2006  
Maureen King

### NOMINATED BENEFICIARY <sup>1</sup>

I wish to advise the Trustee of the Fund that my Nominated Beneficiary (ies) under the Fund is/are as follows:

NAME IN FULL (DOB IF UNDER 18)	RELATIONSHIP TO MEMBER	FULL POSTAL ADDRESS	% OF SHARE BENEFIT <sup>2</sup>

I understand that the payment of any Death Benefit by the Fund will be at the absolute discretion of the Trustee and that this nomination is not to be treated as a direction.

Signature  Date 24/04/2006  
Maureen King

<sup>1</sup> Completion of this section is optional

<sup>2</sup> Show percentage of death benefits to be taken by each beneficiary

**Provision of member's tax file number to  
O'MALLEY SUPERANNUATION FUND**

**TO:** THE TRUSTEE OF THE TOWNVIEW SUPERANNUATION FUND


**FROM:** Michael King

**OF:** 31 Park Avenue  
Karion NSW 2250

I have been informed of the reasons why my TFN is sought by the fund

My TFN is 154 348 633

Signature

A handwritten signature in black ink, appearing to be 'Michael King', written over a horizontal line. The signature is stylized and cursive.

Michael King

Date 24/04/2006

**Provision of member's tax file number to  
THE TOWNVIEW SUPERANNUATION FUND**

**TO:** THE TRUSTEE OF THE TOWNVIEW SUPERANNUATION FUND


**FROM:** Maureen King

**OF:** 31 Park Avenue  
Ashfield NSW 2131

I have been informed of the reasons why my TFN is sought by the fund

My TFN is: 393 877 714

Signature

  
Maureen King

Date 24/04/2006

## NOTICE TO MEMBERS AND PARTICIPATING EMPLOYERS

### RESPONSIBILITIES OF A TRUSTEE

#### GENERAL OVERVIEW

The trustees are responsible for all decisions made in relation to the fund, including its investments and its dealing with other people and service providers. You can not hand your responsibilities over to anyone else. However, you can authorize others to make decisions on your behalf.

Remember that, like all trustees, you have a responsibility to exercise due care, skill and diligence in all your duties. This includes transactions in respect to the funds investments, cash, financial, and members records.

One of your duties is to ensure that the total value of the fund's assets is not less than the total value of its accrued benefits.

Significant penalties may be imposed on trustees who do not comply with superannuation legislation.

You must also make sure the assets of your fund, and all of its records, are kept separate from those of the members, or any other person entity.

#### SUPERANNUATION LEGISLATION

The relevant superannuation legislation includes:

- The *Superannuation Industry (Supervision) Act 1993* and its Regulations (SIS); and
- The *Income Tax Assessment Act 1997*, *Income Tax Assessment Act 1936* and revisions (ITAA).

#### DELEGATING DECISION MAKING POWERS

Trustees may appoint advisors (for example, accountants and financial advisors) to help them make certain decisions about their fund. If you decide to do that, you should enter into a formal written agreement with the advisors. Those agreements are to detail the extent of the delegated authority and the reporting and monitoring arrangements in place to enable the trustees to be kept fully informed about the decision-making process they have delegated.

#### KEEPING DETAILED MINUTES AND RECORDS

You need to keep detailed records about decisions relation to the fund – whether those decisions are made by the trustees, or by someone to whom they have delegated the task. In particular, the records need to precisely record the fund's assets and cash transactions.

Those records are important to demonstrate that the trustees are complying with their legal obligation to be diligent and to take their duties seriously. You should keep the records for at least 10 years.

If the tax office decides to review your fund, it will pay careful attention to your minutes and records.

#### **SOLE PURPOSE**

Your superannuation fund has been established solely to provide retirement benefits to all of its members. Other ancillary benefits may include providing insurance cover in the event of members' death or total and permanent disability.

The trust deed

The trust deed contains the governing rules of the superannuation fund. Become familiar with the trust deed.

You are responsible for making sure that the fund is maintained in accordance with the trust deed at all times.

Receiving contributions

The fund may receive contributions in accordance with the provisions of the trust deed and superannuation legislation.

Trustees must ensure that contributions received are correctly recovered and correctly allocated to members' accounts. Contributions cannot be received for anyone who is not a member of the fund.

Contributions receipts should be banked promptly and invested in accordance with the fund's investment Strategy.

#### **BENEFITS**

Benefits must be maintained and can only be paid in accordance with the provisions of the trust deed and superannuation legislation.

Trustees must ensure that accrued benefits are correctly recorded and allocated to members' accounts and that the benefits are preserved in accordance with the trust deed and the superannuation legislation.

A benefit can only be paid to the living member for whom the benefit has been accrued. A death benefit can only be paid to the deceased members' spouse or to those people entitled to receive it. The trustees must comply with a members' death benefit directive if the directive is given in accordance with the superannuation legislation and the trust deed and its binding on the remaining trustees.

#### **FUND ASSETS**

The trustees are responsible for the fund's investments. This is a key trustee responsibility. Trustees must pay particular care to the following:

- That the fund's assets actually exist.



- That the fund's assets are owned by the fund. The assets should be in the name of the fund, or the trustee, on behalf of the fund, which must have a clear title. No other person or entity may have title to the fund's assets.
- That the fund's assets are valued at least once a year and when a member's benefit is paid.

## INVESTMENT STRATEGY

The trustees must determine the fund's investment objective and then develop an Investment Strategy that will be used to achieve those objectives.

The trustees must:

- Implement the Investment Strategy
- Regularly monitor the fund's investments and their performance in light of the Investment Strategy;
- Keep themselves well informed about the management of the fund's investments and receive regular reports from other service providers who have been appointed to assist the trustees in investing on the fund's behalf;
- Review the Investment Strategy regularly; and
- Ensure the purchase and the sale of the fund's investments are in accordance with the Investment Strategy

All of the fund's current or proposed investments must be in accordance with the trust deed and in compliance with the provisions of the superannuation legislation.

The fund's Investment Strategy must consider the following main elements:

1. The risk associated with making an investment;
2. the diversity of all the fund's investments;
3. the liquidity requirements to meet future expenses such as taxation payments;
4. the ability of the fund to meet its future liabilities including the payment of benefits to members.

Trustees must document their decision to invest, on behalf of the fund, after having considered the Investment Strategy and these four main elements.

Remember the investment strategy is the fund's 'profit plan'. It is the plan chosen to achieve the fund's objectives. The investment Strategy must be fluid and should change as the investment marketplace changes.

## REPORTING

Trustees are required to provide annual reports to:

1. **The Regulator (Australian Taxation Office for self-managed superannuation funds)**

The trustee must lodge an Income tax Return and an Annual Return in accordance with the taxation and Superannuation law, by the due date for lodgment, with the ATO.

Before lodging these returns, the trustees must arrange for the fund's financial statements to be audited by an auditor who meets the qualification requirements by the superannuation legislation.

## 2. The members

Superannuation law and *Corporations Act* 2001 requires trustees to provide each member of the fund with information that will enable the member to understand his or her benefit entitlement in the fund.

First, trustees must provide each member and employer admitted to the fund with a Product Disclosure statement (PDS).

The in course of operation the fund, these trustees must meet the contributions disclosure obligations set out in the *Corporations Act*. This requires the trustee to make disclosures about meeting matters including:

- i) Any material changes to any of the matters previously included in the PDS;
- ii) Any significant event that effects the matters previously described in the PDS;
- iii) Give periodic statements in each reporting period to the members. In relation to this;
  - The reporting period is the 12 month period from a member's date of admission, and each subsequent reporting period begins on the anniversary of that date (where the member ceases to become a member, the reporting period ends on the cessation date);
  - The periodic statements must contain information about:
    - Opening and closing balances for the reporting period;
    - Termination value of the investment at the end of the reporting period;
    - A summary of transaction in relation to the member's interest in the fund; identifying the nature and purpose of those transactions;
    - Any increase in the amounts contributed in respect of the member;
    - The return of the members' investments and the fund's investments;
    - Details in changes in circumstances affecting the members' investments and the fund's investments since the last periodic statement; and
    - The ultimate source from which any Superannuation Contribution Surcharge payments or advance installments of surcharges will be drawn.
- iv) The members or employers involved in the fund may make requests for information at any time. These requests may concern the types of benefits payable to a member, or a particular investment plan relating to a member. The provisions of the *Corporations Act* require you deal with any such inquiry within one month of receiving the request.

### Each person must be involved

As each of the trustees are members of the fund, it is important to ensure that each person is fully aware of the fund's operations and has full and open ability to contribute to its management and trusteeship.





**MINUTES**

MINUTES OF A MEETING OF THE TRUSTEE OF THE TOWNVIEW SUPERANNUATION FUND HELD AT

ON ..... 21 / 04 / 2006 ..... AT ..... 10.30 ..... am/pm  
Date of Meeting Time of Meeting

**PRESENT** Michael Alan King  
Muh Ling Chang

**ACCEPTANCE OF TRUSTEESHIP OF THE TOWNVIEW SUPERANNUATION FUND**

The trustees tabled a trust deed establishing THE TOWNVIEW SUPERANNUATION FUND

It was resolved that to accept the trusteeship of THE TOWNVIEW SUPERANNUATION FUND and that each trustee sign the trust deed.

The deed was duly executed by the trustees.

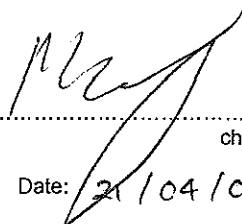
**ELECTION TO BECOME A REGULATED SUPERANNUATION FUND:**

It was resolved that the trustees of THE TOWNVIEW SUPERANNUATION FUND elect that the Superannuation Industry (Supervision) Act 1993 is to apply in relation to the fund and that the fund become a regulated self managed superannuation fund.

It was further resolved that a duly completed Application to Register for the new Tax System - Superannuation Entities be forwarded to the Australian Taxation Office within sixty (60) days of the establishment of the fund.

It was further resolved that the Application for the New Tax system Superannuation Entities election to become a regulated self managed superannuation fund be signed by each individual trustee.

Signed as a true and correct record of the proceedings of the meeting

  
.....  
chairman  
Date: 21 / 04 / 06

MINUTES

**APPLICATIONS FOR MEMBERSHIP:**

The trustees tabled written "Applications for Membership" from the prospective members of THE TOWNVIEW SUPERANNUATION FUND.

It was resolved that the Trustees of the fund, approve the Applications for Membership for the following persons:

Michael Alan King  
Muh Ling Chang

and that one of the trustees sign the application forms for and on behalf of the trustees and return them to the members.

**BANKERS TO THE FUND:**


It was resolved that a banking account for the trustees acting in that capacity be opened

and that any . . . . . trustee(s) be authorised to sign on  
Number of Signatories  
behalf of the trustees.

**CLOSURE:**

There being no further business the meeting was declared closed.

Signed as a true and correct record of the proceedings of the meeting

  
.....  
chairman  
Date: 21/04/06

DECLARATION BY TRUSTEE  
UNDER SECTION 118 OF THE  
SUPERANNUATION INDUSTRY (SUPERVISION) ACT 1993

I, Michael Alan King of 102/222 Sussex Street, SYDNEY NSW 2000

**HEREBY DECLARE** that I am not a disqualified person as defined by SIS and am therefore not disqualified from acting as a trustee of a superannuation fund under SIS.

**HEREBY DECLARE** that I am aware of my responsibilities under the trust deed having read and fully understood it's contents, and also my responsibilities under SIS.

**AND HEREBY CONSENT** to act as Trustee of THE TOWNVIEW SUPERANNUATION FUND

constituted on .....(date of establishment)

**AND I AGREE** to execute the Trust Deed and to administer the Fund in accordance with the terms and conditions set out in the Trust Deed and other legislative requirements.

**I UNDERTAKE** to notify the trustee(s) of the Fund and the Australian Taxation Office in writing if I am for any reason disqualified from continuing to act as a trustee.

dated: 21 / 04 / 06 .....

signed:  .....

\* Note re Disqualified Person (SIS Section 120):

The following are defined by SIS as being disqualified persons:

1. persons who have at any time been convicted of an offence in respect of dishonest conduct;
2. a civil penalty order was made against the person; or
3. a person is an insolvent under administration.

A body corporate trustee is a disqualified person where:

1. a receiver and manager has been appointed in respect of property beneficially owned by the body;
2. an official manager or deputy official manager has been appointed in respect of the body;
3. a provisional liquidator has been appointed in respect of the body; or
4. the body has begun to be wound up.

N.B. A director of a Corporate trustee must not be a disqualified person as described above.

DECLARATION BY TRUSTEE  
UNDER SECTION 118 OF THE  
SUPERANNUATION INDUSTRY (SUPERVISION) ACT 1993

I, Muh Ling Chang of 102/222 Sussex Street, SYDNEY NSW 2000

**HEREBY DECLARE** that I am not a disqualified person as defined by SIS and am therefore not disqualified from acting as a trustee of a superannuation fund under SIS.

**HEREBY DECLARE** that I am aware of my responsibilities under the trust deed having read and fully understood it's contents, and also my responsibilities under SIS.


**AND HEREBY CONSENT** to act as Trustee of THE TOWNVIEW SUPERANNUATION FUND

constituted on .....(date of establishment)

**AND I AGREE** to execute the Trust Deed and to administer the Fund in accordance with the terms and conditions set out in the Trust Deed and other legislative requirements.

**I UNDERTAKE** to notify the trustee(s) of the Fund and the Australian Taxation Office in writing if I am for any reason disqualified from continuing to act as a trustee.

dated: 21/04/06 .....

signed:  .....

\* Note re Disqualified Person (SIS Section 120):

The following are defined by SIS as being disqualified persons:

1. persons who have at any time been convicted of an offence in respect of dishonest conduct;
2. a civil penalty order was made against the person; or
3. a person is an insolvent under administration.

A body corporate trustee is a disqualified person where:

1. a receiver and manager has been appointed in respect of property beneficially owned by the body;
2. an official manager or deputy official manager has been appointed in respect of the body;
3. a provisional liquidator has been appointed in respect of the body; or
4. the body has begun to be wound up.


N.B. A director of a Corporate trustee must not be a disqualified person as described above.



**SUPERANNUATION INDUSTRY (SUPERVISION ) ACT 1993**

# **DEED OF TRUST**

## **The Townview Superannuation Fund**



**BROADVIEW**  
ACCOUNTING

**Broadview Accounting Pty Ltd**  
PO Box 3102  
Erina NSW 2250  
Telephone 02 4365 3838



BRANDS

FOR OWNERS



THE

THIS TRUST DEED is made on the date set out in Schedule A against "Date of Execution of this Deed" BETWEEN the Employer the name and address of which are set out against "Name and Address of Employer" (in this Deed called "the Employer") AND the party or parties the name and address of which are set out against "Name and Address of Trustee(s)" (in this Deed called "the Trustee") AND such of the members of the Fund whose names and addresses are set out (employees of the Employer, and herein called "the Members" which term shall also be deemed to include any other members of the Fund from time to time and former members as appropriate )

#### WHEREAS

The Employer wishes to establish a superannuation fund for the provision of benefits for its employees, their dependants, for employees of its subsidiary and associated companies, and other persons as provided herein and the Trustee has agreed to act as trustee of the said superannuation fund (hereinafter called "the Fund"):

#### INTERPRETATION

1 In this Trust Deed unless the context otherwise requires:

"Accumulation Benefit" means a benefit which is not a Defined Benefit

"Accumulation Member" means a Member in respect of whom the Fund makes provision for Accumulation Benefits.

"Act" means the Superannuation Industry (Supervision) Act 1993 and Regulations thereunder (each as amended) and includes any Act which comes into force to govern the conduct of superannuation funds regulated thereunder and any Act which imports substantially the relevant provisions of the Act as enacted or as amended.

"The Age" means the minimum retirement age at which the Act provides for benefits to be payable without attracting restrictions for early retirement and where such age is specified in relation to a benefit or a Member as an age other than 55 the applicable age shall be deemed to be substituted wherever the expression is used.

"Amend" includes alter, delete, extend, substitute for and modify and "Amendment" has a corresponding meaning.

"Annual Review Date" means the Date of Commencement and the first day of July each year subsequent thereto or such other date as determined by the Trustee to be applicable generally or in the case of any particular Member.

"Auditor" means an Approved Auditor.

"Award" means an industrial award or registered industrial agreement, the Superannuation Guarantee (Administration) Act 1992 or the provisions of any legislation regulations agreement or order, pursuant to which an Employer of an Employee is required to make contributions to a superannuation fund for the benefit of that Employee and may include an agreement which in the opinion of the Trustee is similar to or in substitution for an Award.

"Award Account" means an account, established in respect of a Member and maintained in accordance with the applicable requirements of the Act relating to Award contributions.

"Award Balance" in relation to a member means the aggregate of the Award Accounts (if any) in respect of that Member.

"Award Contributions" means contributions paid to the Fund and required to be made by an Employer under Superannuation Guarantee Legislation or an Award applying to the Member and the Employer and includes similar contributions paid to another superannuation fund, Approved Deposit Fund or roll-over fund from which an agreed sum or agreed assets are transferred to the Fund.

"Category" means the category of membership, if any, nominated as applicable to a particular member or group of Members.

"Commissioner" means the Commissioner of Taxation or the Australian Prudential Regulation Authority or such other entity or authority as shall from time to time have responsibility for the administration of superannuation funds.

"Date of Commencement" means the date of commencement of the Fund as set out in Schedule A.

"Death Benefit" means the Death Benefit set out in Schedule B in respect of the Member, or Category of Member as the case may be.

"Defined Benefit" means a benefit which in the opinion of the Trustee is defined in terms of either or both salary or period of service (as an Employee or a Member),

"Defined Benefit Member" means a Member in respect of whom the Fund provides for a Defined Benefit.

"Early Retirement Date" means

- (a) where paragraph (b) does not apply, the Member attaining The Age; or
- (b) where the Employer and the Member, or if there is no Employer-sponsor in respect of the Member, the Trustee and the Member, agree in writing any date before the Member attains The Age.

"Eligibility Criteria" means the requirements for eligibility for membership set out in Schedule B of this Deed.

"Employee" means a person to whom a wage, salary or remuneration is paid by an Employer and shall include every director of an Employer and any person in respect of whom a Superannuation Guarantee Payment or Award Contribution has to be provided.

"Employer" means the Employer from time to time in relation to any Member or former Member and refers to the relevant Employer by whom that person is or was employed, or any person obliged to make a contribution in respect of the Member by the Superannuation Guarantee legislation. The Employer which is a party to this deed shall exercise the power of amendment provided in clause 2 unless and until another employer has assumed the responsibilities by way of succession.

"Employer-sponsor" means an employer that has agreed to or is obliged to contribute in respect of a member.

"Excluded Fund" means a fund with less than five members that is a complying fund either as a Self Managed Superannuation Fund or an APRA Supervised Entity.

"Flagged Interest" means the interest in the entitlement of a Member which in specified circumstances may be held for the benefit of another named person, whether a member or not, pursuant to a Court Order or formal agreement.

"Fund" means the superannuation fund hereby established and the investments and income from time to time of all the accounts created within the Fund;

"Fund Account" means the account, if any, established in respect of the Fund for reserves or for funding defined benefits.

"Fund Service" means in relation to a Member as at a particular date the period commencing on the date the Member was most recently admitted as a Member of the Fund, or a Category of the Fund as the case may be, and ending on the particular date, increased by further periods (if any) that the Trustee in its absolute discretion may determine and at the absolute discretion of the Trustee may exclude any period during which contributions by and in respect of the Member are cancelled or deferred.

"Investment Instruction" means an instruction to the Trustee

- (a) by a Member or Members, or
- (b) if the instruction relates only to the Member's contributions, by the relevant Member or Members

that the Trustee invest separately in respect of certain Members, or Categories of Members.

"Investment Manager" means such corporate investment manager or such combination of corporate investment managers as the Trustee in its absolute discretion shall determine.

"Legislation" means the Superannuation Entities (Taxation) Act 1987 and includes the Superannuation Industry (Supervision) Act 1993, the Superannuation Industry (Supervision) Consequential Amendments Act 1993, the Superannuation (Resolution of Complaints) Act 1993, the Superannuation (Financial Assistance Funding) Levy Act 1993, the Superannuation (Rolled -Over Benefits ) Levy Act 1993, the Superannuation Supervisory Levy Amendment Act 1993, the Superannuation Guarantee (Administration) Act 1992, the Superannuation Guarantee Charge Act 1992, the Superannuation Supervisory Levy Act 1991 and the Income Tax Assessment Act (all as amended from time to time and including the Regulations made in relation to each of them) and includes the Act and any Acts and regulations which govern the conduct of superannuation funds and which import or affect whether partly or totally the relevant provisions of the said Acts as enacted or as amended. Words defined in the Legislation shall have the same meanings in this trust deed as in the relevant Act unless the context otherwise requires.

"Member" means a person who has been accepted by the Trustee as a Member of the Fund and has not ceased to be a Member, and where appropriate includes a former Member.

"Member Account" means an account, if any, established in respect of a Member's contributions.

"Member Contribution" means contributions (if any) made by the Member or an acceptable contribution in respect of the Member.

"Member Funded Balance" in relation to a particular Member means the aggregate of the Member Accounts (if any) in respect of that Member.

"Normal Retirement Date" means in respect of a Member

(a) where paragraph (b) does not apply - the Member's 65th birthday; and

(b) where the Member and the Trustee agree in writing that the Normal Retirement Date of the Member shall be a date other than the Member's 65th birthday, the date so agreed or the Early Retirement Date of the Member (whichever is the later).

"Past Service" means in relation to a Member the period or periods during which the Member has been a Member of the Fund, increased by such further period (if any) as the Trustee in its absolute discretion determines, but excluding any period of membership which is taken into account for the purposes of determining Fund service.

"Policy" means a policy of life, disability or accident insurance, relating either to an individual Member or to more than one Member, effected with the Underwriter in accordance with this Deed to provide any or all of the benefits under the Fund.

"Preservation Requirement" means a requirement under the Act or laid-down by the Commissioner with respect to the preservation of certain superannuation benefits until the Member becomes entitled to a benefit or attains a specified age, and includes any restriction imposed by the Legislation on the payment of a benefit.

"Qualified Person" means a person who is not prohibited by Legislation from becoming a member and is not a person whose membership might disqualify the Fund from being a complying fund.

"Resignation Benefit" means the Resignation Benefit set out in Schedule B in respect of the Member, or Category of Member as the case may be.

"Retirement Benefit" means the Retirement Benefit set out in Schedule B in respect of the Member, or Category of Member as the case may be.

"Rules" means the rules and regulations (as amended from time to time) which govern the administration of the Fund.

"Salary" in relation to any Member means the yearly rate of remuneration of that Member.

"Temporary Substantial Disablement" means disablement to a similar degree as Total and Permanent Disablement, but which is not considered likely to be of a permanent nature.

"Total and Permanent Disablement" means, in respect of a Member, disablement to such an extent that, in the opinion of an independent medical practitioner appointed by the Trustee, the Member is unlikely ever to work again in a position which before the disablement was reasonably appropriate for a person with the Member's qualifications education training or experience, PROVIDED HOWEVER THAT where the Trustee has effected a Policy to provide a total and permanent disability benefit for the Member, the expression 'Total and Permanent Disablement' shall have the same meaning as is defined in such Policy;

"Total and Permanent Disability Benefit" means the Total and Permanent Disability Benefit set out in Schedule B in respect of the Member, or Category of Member as the case may be.

"Trust Deed" or "Deed" means this Declaration of Trust as amended from time to time together with the Rules and Schedules incorporated with it;

"Trustee" or "Trustees" means the Trustee or Trustees of the Fund for the time being, whether original additional or substituted;

"Underwriter" means a company conducting life assurance business in Australia and registered for that purpose in accordance with the Life Insurance Act 1995 including any amendment thereto or reenactment thereof and with whom the Trustee has effected, or has applied to effect, a Policy pursuant to this Deed.

Words denoting any gender include the other genders, the singular includes the plural, and vice versa. Words defined in the Act shall have the same meanings as in the Act unless the context otherwise requires. Any headings are for ease of reference only and shall not affect the interpretation of the actual provisions. Reference to a section of the Legislation shall be deemed to refer to the section as amended or any section replacing the same.

#### AMENDMENT

2 The Employer, or if there is no Employer acting as such in relation to the Fund, the Trustee, may amend the provisions applying to the Fund from time to time by deed or resolution in writing (a copy of which shall thereafter be annexed to this deed) provided that:

- (a) the amendment shall not reduce the accrued benefits relating to a Member or the benefit calculated by reference to the Member's period of membership before the date of the amendment unless with the consent of the Members affected or with the written approval of the Commissioner.
- (b) Any amendment affecting the rights or benefits of the Members shall be advised to them as soon as practicable after the date of the amendment.
- (c) Section 35B of the Trustee Act 1936 of South Australia does not apply to this deed.
- (d) While the Fund is a regulated superannuation fund it shall not be amended otherwise than as permitted by the Act.
- (e) Unless the Fund is an excluded fund:
  - i. the Trustee has consented to the amendment; or
  - ii. if the Fund is an employer sponsored fund:
    - A. the amendment relates to contributions that an employer sponsor will after the amendment be required or permitted to pay to the Fund; or
    - B. the amendment relates solely to the termination of the Fund; orC the circumstances in which the amendment was made are covered by regulations made for the purposes of the Act.

#### RIGHTS OF EMPLOYER

3 The provisions of the Fund shall not affect the relationship of Employer and Employee in respect of remuneration, terms of employment or dismissal or otherwise and the effect of any incidence of employment upon the benefits under the Fund in respect of any employee shall not be grounds for claiming or increasing damages in any action against any employer for termination of employment or otherwise.

#### DEEMED INCLUSION OF STANDARDS

4 The parties hereto intend the provisions governing the Fund to conform with the requirements of the Act and the standards and requirements prescribed by the relevant laws regulations standards and requirements as in force from time to time are deemed to be included as if incorporated herein and if inconsistent with any specific provisions of this Deed the said laws regulations standards and requirements shall take precedence and be observed by the Trustee. Where this deed provides for a restriction or prohibition to comply with the Act and the Act states that certain situations which would otherwise be prohibited or restricted are unaffected or may continue to a specified extent then any such situation in respect of the Fund shall likewise be unaffected or may continue to the same extent as provided in the Act.

#### COMPANY TRUSTEE OR OLD-AGE PENSION PURPOSE

- 5 (1) When the Trustee is one or more natural persons the Fund shall be administered so that its sole or primary purpose is the provision of old-age pensions. When the Trustee is a Constitutional Corporation the Fund shall be maintained solely for one or more of the core purposes set out in Section 62(1)(a) of the Act or for one or more of the said core purposes and one or more of the ancillary purposes set out in Section 62(1)(b) of the Act.
- (2) The Trustee shall keep proper records of all meetings and resolutions affecting the Fund.

#### THE TRUSTEE

- 6 (a) (1) The office of Trustee shall ipso facto be determined and vacated if such Trustee is or becomes a disqualified person.
- (2) The Trustee may resign at any time by giving written notice of such resignation to the Members and such resignation shall take effect on the date specified in the notice.
- (3) A majority of Members may remove a Trustee from time to time and may appoint an appropriately qualified new Trustee
- (4) The appointment of new Trustees shall be made from time to time to ensure that the Fund continues to comply with the relevant provisions applying to it.

#### TRUSTEE'S INDEMNITY-

(b) The Trustee shall be entitled to be indemnified out of the Assets for the time being comprising the Fund in respect of any liabilities incurred by it in the execution or attempted execution or as a consequence of the failure to exercise any of the trusts authorities powers and discretions hereof by virtue of being Trustee hereof but the Trustee shall not in any circumstances be entitled to indemnity reimbursement or recompense

- (a) from the interests of a Member in the Fund; or  
(b) from an Employer.

#### DIRECTIONS TO TRUSTEE

7 At any time when the Fund is not an Excluded Fund the Trustee shall not be subject to direction otherwise than in those cases where subsection (1) of Section 58 of the Act is expressed not to apply.

#### RECORDS TO BE KEPT BY TRUSTEE OR CUSTODIAN

8 (a) The Trustee may retain the services of a suitably qualified Investment Manager or Custodian and may assign such duties as the Act permits to be done on behalf of the Trustee and it thinks fit to such Investment Manager or Custodian and to the extent that such duties are assigned the references to such duties being the responsibility of the Trustee shall where appropriate also apply to the relevant person to which the duty concerned may have been assigned.

- (b) The Trustee shall keep records showing in respect of each Member
1. The name and address of the Member
  2. The dates of commencing and ceasing to be an Employee and of Membership of the Fund
  3. Details of transfers into and out of the Fund and of relevant service periods.
  4. A Member Account, and an Award Account,
  5. Such other particulars as the Trustee Considers necessary or desirable, including Flagged Interests, Binding Nominations, and Investment Directions, where applicable.
- (c) Where the Fund provides for Defined Benefits, or the Trustee determines that it is appropriate to provide a reserve to even out fluctuations or for greater security, the Trustee shall also keep a Fund Account for those parts of the Fund that for the time being are not allocated to any Member.
- (d) The Trustee shall credit
1. The Member account with the Member's contributions
  2. The Award Account with Award contributions in respect of the Member, and also credit the accounts with the appropriate parts of
  3. Amounts transferred into the Fund
  4. The proceeds of any Policy attributable to premiums paid from the account
  5. The earnings of the Fund
  6. Any other amounts the Trustee thinks suitable.
- (e) The Trustee shall similarly credit the Fund Account with similar items in respect of the benefits of Defined Benefit Members, and with amounts set aside for reserves.
- (f) The relevant accounts shall be debited by the Trustee
1. With benefits paid out of the account concerned
  2. With amounts transferred out or from reserves to Members' Accounts.
  3. With premiums paid on Policies in respect of the Member
  4. With expenses and taxes or other amounts paid in respect of the account or of the Member
  5. With a share of the losses incurred by the Fund.
- (g) The Trustee shall keep such further records as may be necessary to maintain the information required to administer the Fund in such a way that the necessary information is available to provide the details for all necessary or required reports, returns and other documents or provision of information as may be proper for the Fund. The Trustee may hold any investment for a particular member or category of members and shall record which investments are held for whom. In respect of such investments earnings shall be credited and taxes and expenses payable shall be debited to the relevant members' accounts.

#### AUDITOR - ACCOUNTS - ACTUARY

- 9 (a) If required by the Commissioner the Trustee shall appoint an Auditor to report upon matters relating to the Fund. The Trustee shall make available all information and records relating to the Fund that may be required by the Auditor. The Trustee may dismiss the Auditor on 30 days notice and may appoint a new Auditor.
- (b) The Trustee shall prepare accounts for the Fund for each Financial Year and shall furnish all income tax returns, audit reports and other information required by law or by the Commissioner.
- (c) Where the Fund has Defined Benefit Members or it is otherwise appropriate, the Trustee shall appoint an Actuary to report on the state of the Fund as requested by the Trustee or as required by the Act.

#### TRUSTEE AUTHORISED TO ELECT THAT FUND BE REGULATED

- 10 The Fund shall be vested in the Trustee and the Trustee is specifically authorised
- (a) To give the Commissioner a written notice in the approved form electing that the Act is to apply in relation to the Fund, or to make any other election which the Trustee considers appropriate.
- (c) To maintain the Fund as a complying superannuation fund under the Act.



- (d) To commence carry on and defend, settle compromise or submit to arbitration any proceedings claims matters or things relating to this Deed, to the rights of Members former members or beneficiaries under the Fund or any other persons making any claim upon the Fund.
- (d) To insure any risks contingencies or liabilities of the Fund.
- (e) To retain the services of professional or other advisers in respect of the operation of the Fund and to pay out all expenses taxes duties costs and outgoings properly payable out of the Fund.
- (f) To charge such fees for its services as the Trustee considers reasonable.
- (g) To do all such other acts as the Trustee may consider necessary or expedient for the proper administration and preservation of the Fund.

#### ELIGIBILITY FOR MEMBERSHIP

- 11 (a) On making written application in the form set out in Schedule C or in such other form as the Trustee shall accept, an Employee or other person who is eligible for membership in terms of the Eligibility Criteria shall, become a Member (either as an Accumulation Member or a Defined Benefit Member or both) of the Fund, or of a Category of the Fund as the case may be, from such date as the Trustee shall determine.

(b) Where a Member is a Member of more than one Category of the Fund, or is both an Accumulation Member and a Defined Benefit Member, the following rules shall apply in addition to the other provisions of this Deed:-

- (1) the Trustee shall ensure that contributions, whether Member Employer or Award, made in respect of one particular Category of membership are recorded separately from those made in respect of any other Category or Categories;
- (2) for the purposes of determining benefits
  - (i) the terms Award Balance, Employer Funded Balance and Member Funded Balance shall relate to Accounts held in respect of a particular Category of membership only;
  - (ii) the total benefit payable in respect of a Member shall be the aggregate of the benefits payable in accordance with the provisions of this Deed in respect of each particular Category of membership.
- (c) Each Member shall provide all such information as may be requested by the Trustee for the purposes of the Fund.
- (d) The Trustee may waive any or all of the Eligibility Criteria to admit to membership of the Fund, or of a Category of the Fund, a person who would not otherwise be eligible for such membership.
- (e) A Member shall cease to be a Member when:
  - (1) the Member dies; or
  - (2) the total sum payable to the Member has been paid; or
  - (3) any benefits payable to or on behalf of the Member from the Fund cease to be payable; or
  - (4) the total amount of the Member Funded Balance, Employer Funded Balance and Award Balance in respect of the Member has been transferred out of the Fund.
- (f) If the Fund is or becomes a public offer superannuation fund the provisions of this clause are subject to the Trustee being an Approved Trustee and providing the proposed new member with the appropriate information as required by the Legislation, unless the Trustee is exempted from the relevant requirements

#### EMPLOYER CONTRIBUTIONS

- 12 (a) Each Employer shall contribute to the Fund:-
- (1) in respect of each of its Employees who are Accumulation Members, at the rate set out in Schedule B for the Member or Category of Member as the case may be, and
  - (2) in respect of Employees who are Defined Benefit Members, at the rate determined by the Actuary.

- (b) An Employer with the agreement of the Trustee may pay an additional contribution in respect of any particular Member to provide such benefits additional to those otherwise payable under the Fund as the Employer and the Trustee may decide and advise to the Member.
- (c) Notwithstanding anything contained herein no contribution shall be accepted by the Trustee if the acceptance of that contribution would endanger the taxation concessions available to the Fund.

#### MEMBER CONTRIBUTIONS

- 13 (a) On and from the date on which an Employee becomes a Member, the Member while an Employee shall:
- (1) be liable to pay to the Trustee Member Contributions at the rate (if any) set out in Schedule B;
  - (2) arrange where possible for the Employer to make deductions from the Member's Salary in respect of the Member's Contributions and for the amounts so deducted to be paid to the Trustee ;
  - (3) arrange to pay to the Trustee any contributions or the balance of contributions not so deducted from the Member's Salary.
- (b) A Member or other person may make other contributions to the Fund in respect of the Member. Such contributions may be made only with the consent of the Trustee.
- (c) Unless the Member confirms in writing that a proposed contribution is intended to be an excess contribution, the Trustee shall not accept and shall return any proposed contribution from the Member or from an Employer or from any other person in respect of a Member if the contribution would be in excess of the concessional contributions cap or in excess of the non-concessional contributions cap which applies to the circumstances of the Member at the time, or if the contribution is otherwise not acceptable because of a provision of the Legislation.

#### TRANSFERS IN AND OUT

- 14 (a) The Trustee may make or carry into effect an arrangement with the trustees of another complying superannuation fund, Approved Deposit Fund or roll-over fund and/or any person who is a member or former member of such other fund whereby an agreed sum or agreed assets shall be paid into or transferred to the Fund and such person shall become a Member subject to completion of the appropriate formalities, and shall be granted such rights and benefits additional to or in lieu of those otherwise provided under the Deed as the Trustee shall determine PROVIDED ALWAYS THAT:
- (i) where an amount transferred into the Fund is subject to a Preservation Requirement, the Trustee shall ensure that such amount is identified as subject to the Preservation Requirements, and credited
    - (A) to an Award Account to the extent to which it relates to Award Contributions, and
    - (B) to the extent to which it does not relate to Award Contributions, to a Member or Employer Account or the Fund Account or such Accounts as the case requires
  - (ii) where an amount transferred into the Fund, other than an amount to which paragraph (a)(i) of this Clause applies, is in terms of the Act required to be vested in the Member, the Trustee shall ensure that such amount is credited to a Member Account.
- (b) Subject to Clause 26, the Trustee may, at the request of a Member or Employer and subject to such conditions and indemnities as the Trustee may require pay or transfer or cause to be paid or transferred to the trustee of any other complying superannuation fund, Approved Deposit Fund or rollover fund any amount not greater than the Member's credit in the Fund (or in the case of a request by the Employer the credit in the Fund of those Members referred to in that request) at the time such payment is made and the receipt by or on behalf of the trustee of such other fund shall be sufficient discharge to the Trustee in respect of the trusts of the Fund and the Trustee shall not in any way be responsible for the payment or disposal by the trustee of the other fund of the amounts so paid or transferred.
- (c) If an Employer arranges to sell or otherwise transfer any part of its operations to an employer who is not participating in the Fund and pursuant to this arrangement any Member ceases to be in the employ of the Employer and enters the Employment of the said employer the Trustee may with the written consent of such Member and subject to such conditions as the Trustee may decide and in lieu of paying the benefit which would otherwise be payable under the Fund may assign any policy on the Member's life pay or transfer to a superannuation fund established for the benefit of any employees of the said employer an amount not greater

than the Member's credit in the Fund to be applied by the trustees of the said fund for the benefit of that Member.

(d) Upon the whole of a Member's benefit being transferred, including any Policy on the Member's life being assigned, (as the case may be) pursuant to subclauses (b) or (c) such Member shall have no further or other entitlement to a benefit under the Fund.

#### INVESTMENTS

15 The Trustee shall formulate and give effect to an investment strategy in accordance with the Act and the Commissioner's requirements. The Trustee shall invest the Fund in accordance with the investment strategy in such forms of investment and upon such terms as are allowed by the Legislation and the Trustee considers to be suitable for the Fund which may include :-

(a) any investment for the time being authorised for the investment of trust funds by the laws of the Commonwealth of Australia or any State or Territory;

(b) any first mortgage on freehold property situated in Australia or elsewhere even though the amount of the loan may exceed two-thirds of the value of the property and whether or not a report or valuation has been obtained on the value of the property;

(c) on deposit with or on loan to any bank, building society, credit co-operative or other financial institution on the normal terms and conditions of their borrowings;

(d) on deposit with or on loan to any person or organisation whatsoever with or without security and at such rate of interest and upon such terms as the Trustee may deem reasonable notwithstanding that the Trustee may have a direct or indirect interest in the borrowing or may benefit directly or indirectly therefrom, provided that the proportion of the Fund so invested shall not be so great as to cause the Commissioner to regard the Fund as failing to comply with the Commissioner's requirements.

(e) the purchase, acquisition improvement, extension or repair in any way of any real or personal property or other asset shares or stock (of any class or description) or of any type of bond, mortgage, debenture, note, option or other like security in or of any building society or company incorporated in any part of the world whether or not carrying on business in Australia and whether the shares or stock are fully paid or not and whether registered or unregistered;

(f) any Policy or annuity whether by proposal, purchase or otherwise, and any choses in action, interests for life or any lesser term or in reversion or howsoever arising;

(g) the purchase or acquisition of a right to acquire a suitable asset whether by contract, agreement, instalment, deferred or extended terms, derivative, warrant, endowment; equitable interest, option or other method of obtaining an investment involving one or more payments.

(h) the purchase or acquisition of or subscription for any unit or sub-unit in any unit trust established or situated anywhere in the world whether individually or jointly and whether such units or sub-units are fully paid up or whether their issue involves any contingent or reserve liability;

(i) the discounting of loans, mortgages, contracts, hire purchase agreements or leases;

(j) any other investment whether or not similar to any of the foregoing which the Trustee considers to be appropriate. Provided that no form of investment which is considered an in-house asset or is otherwise restricted or limited by the Act shall be obtained or retained to an extent greater than permitted by the Act.

#### INSURANCE POLICY CONDITIONS

16 (a) For the purposes of effecting, increasing or otherwise varying any Policy, the Trustee may from time to time require any Member or person who has applied to become a Member to

(i) be medically examined, or

- (ii) submit other evidence of health habits or pastimes, or
- (iii) provide proof of age to the satisfaction of the Underwriter, or
- (iv) take such other steps as may be required by the Trustee or an Underwriter for the purposes of insurance.

(b) If after an application to become a Member has been accepted any statement made or evidence submitted to the Trustee pursuant to this subclause in respect of that application is found to contain any misstatement error mistake or suppression the Trustee may make such adjustments as it in its absolute discretion considers appropriate to the benefits to be provided by the Fund for that Member and/or the contributions (if any) to be paid to the Fund by that Member.

(c) If any person who has applied to become a Member refuses to undergo such medical examination or to undertake any other step which may reasonably be required for the aforesaid purposes or does or omits to do anything and that would or might vitiate the Policy or result in the Policy monies or any part thereof not becoming payable the Trustee may adjust the benefits to be provided by the Fund for or in respect of that Member or person in such manner as the Trustee considers appropriate.

(d) In any case where the Trustee applies or has applied to an Underwriter for insurance of any part of the benefit of a Member the benefit of the Member shall be reduced by the amount of any such insurance or part thereof which the Underwriter refuses or refuses to grant on terms acceptable to the Trustee or by the amount of any such insurance or part thereof which having been effected the Underwriter declares void or otherwise restricts for any reason.

#### **BORROWING PROHIBITION**

17 The Trustee shall not borrow or maintain an existing borrowing except in the circumstances and to the extent permitted by the Act. If the Trustee proposes to borrow for the acquisition of an asset or otherwise within the exemptions to the general prohibition on borrowing, the Trustee shall ensure that the terms applicable to such borrowing comply in all respects with the terms of the relevant exemption.

#### **ASSETS NOT TO BE ACQUIRED FROM MEMBERS**

18 The Trustee or any other person acting on behalf of the Fund shall not intentionally acquire any asset from a Member or a relative or associate of a Member, except in the circumstances permitted under the Act.

#### **NO LOANS TO MEMBERS**

19 The Trustee or any other person acting on behalf of the Trustee shall not lend money of the Fund or give any other financial assistance from the resources of the Fund to a Member or a relative of a Member, except as permitted by the Act.

#### **TRUSTEE'S COVENANTS**

20 The Trustee covenants:

- a. To act honestly in all matters concerning the Fund
- b. In relation to all matters affecting the Fund, to exercise the same degree of care skill and diligence as an ordinary prudent person would exercise in dealing with the property of another for whom the person felt morally bound to provide.
- c. To ensure that the Trustee's duties and powers are performed and exercised in the best interests of the Members and any other persons who may have a beneficial interest in the Fund.
- d. To keep the money and other assets of the Fund separate from those of the Trustee or of any employer-sponsor or any associate of any employer-sponsor.
- e. Not to enter into any contract and not to do anything else that would prevent or hinder the proper performance or exercise of the Trustee's functions and powers.

- f. To formulate and give effect to an investment strategy that has regard to the whole of the circumstances of the Fund including but not limited to:
1. the risk involved in making holding and realising the Fund's investments and the likely return from them and having regard to the objectives of the Fund and the expected cash flow requirements of the Fund.
  2. the composition of the Fund's investments and whether the degree of diversification is adequate.
  3. the liquidity of the Fund's investments having regard to the cash flow requirements of the Fund.
  4. the ability of the Fund to discharge the existing and prospective liabilities of the Fund.
- g. To formulate and give effect to a strategy for the prudential management of any reserves of the Fund, consistent with the investment strategy and the capacity of the Fund to discharge its liabilities as and when they fall due, whether actual or contingent.
- h. To allow the Members of the Fund and such other persons as have a beneficial interest in the Fund to have access to such information and documents as they may be entitled to see.

#### INFORMATION TO BE PROVIDED

- 21 (a) The Trustee shall comply with any requirement of the Legislation or the Commissioner in relation to:-
- (1) the provision of information to Members on joining the Fund;
  - (2) the provision of information to Members on ceasing to be a Member of the Fund ;
  - (3) the provision of information to Members at the end of each year of income;
  - (4) the provision of required information to Members in relation to any investment or proposed investment, details of benefit, conditions or any amendment of the Deed;
  - (5) the provision of information or documents to Members on request or whenever otherwise required;
  - (6) the provision of information or documents to the Commissioner;
  - (7) such other matters as may be specified by the Legislation or the Commissioner.
- (b) (1) The Trustee may, from time to time and at any time provide such information to the Members as the Trustee determines to be either necessary or desirable for the purposes of the Fund.
- (2) Nothing in the preceding parts of this subclause shall be interpreted as restricting the generality of subclause (a).
- (c) A copy of this Trust Deed and of any amendments or additions thereto shall be kept by the Trustee and shall be open to inspection by any Member at all reasonable times.
- (d) This Clause shall not be interpreted as requiring or permitting the Trustee to disclose any information, of a private or personal nature, relating to a Member to any other person (other than to the Administrator for the purposes of the Fund) unless specifically authorised by statute or by direction of a Court or by the Member.

#### RETIREMENT BENEFIT

- 22 If the Member has retired or satisfied a condition of release, upon request by the Member , the Member's benefit from the Fund shall be an amount equal to the Retirement Benefit of the Member, or Category of Member as the case may be, and may be accessed as provided in clause 35.

#### DEATH BENEFIT

- 23 (a) Upon the death of a Member the benefit payable under the Fund shall be an amount equal to the Death Benefit of the Member, or Category of Member as the case may be.
- (b) (1) Each applicant for membership or any Member at any time, may nominate which dependants he would like the Trustee to pay any Death Benefit payable upon his death and may indicate the proportions in which it is to be divided between several nominees or may direct that part or the whole of such benefit shall be paid to the legal personal representative administering his estate,
- (2) Notwithstanding the preceding paragraph, if at the time of the Member's death there is a current binding direction in accordance with the provisions of the Law, the Trustee shall act in accordance with such direction.
- (3) If there is no current binding direction the Trustee shall consider any other nomination which the Member may have made but such nomination shall not be binding on the Trustee and if the Trustee believes that the Member's dependants have not been taken into consideration adequately due to changes in circumstances or inadvertence the Trustee may divide the Death Benefit amongst dependants and the estate of the Member as the Trustee in its unfettered discretion may think appropriate.
- (4) Subject to above paragraphs (1), (2), and (3), any benefit payable on the death of a Member shall be paid as a lump sum to the surviving Dependants of that Member in such shares and proportions as the Trustee in its absolute discretion may determine PROVIDED THAT if in the Trustee's opinion there is no Dependant of the Member living at the date of his or her death or if the Trustee considers it inappropriate to pay the whole of the benefit to any such Dependant then the whole or the balance of the benefit shall in the absolute discretion of the Trustee be paid to the Member's legal personal representative or if there is no legal personal representative may be applied in accordance with the provisions of the law.
- (c) If a Member continues to be an Employee after his or her Normal Retirement Date and the Member dies before retirement or otherwise becoming entitled to take payment of benefits, the Trustee shall pay from the Fund in the manner set out in subclause (a) hereof an amount equal to the Retirement Benefit of the Member.

#### DISABILITY

- 24 (a) Upon the Total and Permanent Disability of a Member, the Trustee shall pay to such Member or otherwise apply for the Member's benefit from the Fund an amount equal to the Total and Permanent Disability Benefit of the Member.
- (b) The Trustee, subject to subclause (c) hereof, may, in its absolute discretion, pay the benefit referred to in subclause (a) by way of either
- (1) a lump sum, or
- (2) five equal annual instalments, together with earnings on the unpaid balance of the benefit to the date of the payment of the last instalment.
- (c) Where, if so requested by the Trustee, a person to whom such an instalment is payable fails to establish to the satisfaction of the Trustee
- (i) within the period of three months (or such greater period as may be specified in the Policy (if any) effected by the Trustee for the purpose of providing Disability benefits for the Member) immediately prior to the date upon which the payment of that instalment becomes due
- (ii) that he or she remains, and has since the date of such Total and Permanent Disability continuously remained, Totally and Permanently Disabled,
- the Trustee's liability under the Fund in respect of such person shall subject to subclause (d) forthwith cease.
- (d) Where the Trustee's liability in respect of a Member ceases in terms of subclause (c), the Trustee shall pay to the Member or otherwise apply for the Member's benefit from the Fund an amount equal to the amount, if any, by which the aggregate of

(i) the lump sum amount which would have been paid in terms of Clauses 22 and 25 hereof, whichever is applicable, had that person ceased to be an Employee or retired on the date immediately preceding the date of Total and Permanent Disability, and

(ii) the amount of earnings or losses thereon which would have been credited or debited to the unpaid balance of the amount referred to in subclause (b) between the date entitlement to the benefit arose and the date of payment, exceeds the sum of the instalments paid prior to that date.

(e) If any Totally and Permanently Disabled person dies in respect of whom the Trustee is paying or has paid such instalments, subject to satisfactory proof of such death the Trustee shall pay in accordance with subclause (a) an amount equal to the excess, if any, of the lump sum referred to in Clause 25 hereof (increased by the amount of earnings or losses thereon which would have been credited or debited to the unpaid balance of that amount between the date the entitlement to the benefit arose and the date of payment) over the total amount of instalments paid prior to the date of such death.

(f) In the case of Temporary Substantial Incapacity the Trustee may provide such assistance to the member as may be permitted by the rules and the Trustee thinks appropriate.

#### RESIGNATION BENEFIT

25 Upon a Member ceasing to be an Employee or retiring in circumstances other than those detailed in Clauses 22,23,and 24 hereof, the Member's benefit from the Fund shall be an amount equal to the Resignation Benefit of the Member.

#### PRESERVATION

26 (a) Where the Trustee determines or is advised by an Employer or Member that all or part of a Member's entitlement is subject to a Preservation Requirement, the Trustee shall ensure that the relevant part of the benefit is preserved until a condition of release has been satisfied such as retirement from the workforce at or after Age 55, or if the Member has not been in the workforce until the Member reaches the relevant retiring age, in one or more of the following ways

(1) within the Fund;

(2) in another superannuation fund or Retirement Savings Account nominated by the Member which is itself required to preserve those benefits;

(3) in an Approved Deposit Fund nominated by the Member which is itself required to preserve those benefits;

(4) in an annuity nominated by the member which;

(i) does not pay benefits except in accordance with the prescribed standards and

(ii) cannot be surrendered or assigned prior to the Member satisfying a condition of release.

(b) Notwithstanding subclause (a), a benefit subject to a Preservation Requirement may be paid in accordance with the relevant Payment Standards :-

(1) upon the Member's death;

(2) in the event of Total and Permanent Disablement of the Member;

(3) to the Member in the form of an income stream which is either not commutable or not commutable until a condition of release has been satisfied.

(c) A benefit to which a person has become entitled, may be paid or provided in other circumstances acceptable to the Commissioner, in such manner as appropriate.

(d) The preceding provisions of this Clause shall not apply where the total amount of the benefit under the Fund that otherwise would be subject to a Preservation Requirement does not exceed any amount which may be specified from time to time by the Act or by the Commissioner as being not subject to a Preservation Requirement.

(e) Where a member does not make a nomination for the purposes of subclause (a) within such period after the time at which the benefit becomes payable as may be specified in the Act, the Trustee may pay or transfer the benefit to another superannuation fund or Approved Deposit Fund as may be nominated by the Trustee or to an eligible rollover fund pursuant to Section 244 , if applicable, PROVIDED THAT where no such period is specified in the Act no payment or transfer may be made in terms of this subclause.

#### TERMINATION OF FUND

27 (a) The Fund shall terminate and be wound up if:

(1) an actuary advises the Trustee or the Trustee believes that the Fund is insolvent and the Trustee resolves to terminate the Fund

(2) if there are no Members in the Fund and the Trustee resolves to terminate the Fund.

(b) Upon the trusts hereof terminating the Trustee shall give notice in writing to any Employer and to the Members if any that the Fund shall be wound up on a specified date (hereinafter called "the Closure Date"). As from the Closure Date the following shall apply:

(1) no person shall be admitted as a Member of the Fund,

(2) no further contributions shall be made by any Employer or Members, other than arrears of contributions due prior to the Closure Date, and

(3) arrears of contributions if any shall be called in immediately.

(c) Upon the trusts terminating the Trustee shall make such provision out of the Fund after meeting expenses and current liabilities as is necessary to provide for the payment of the following benefits in the following order of priority:

(1) payments which on or before the Closure Date have become payable to retired Members or their Dependants

(2) payments in respect of a Member who is still an Employee or has not retired and who has reached his or her Normal Retirement Date equal to the amount payable had the member retired immediately prior to the Closure Date

(3) payments in respect of each Member who is still an Employee or has not retired of an amount equal to the Member's share of the assets of the Fund, which shall be determined by the Trustee on the advice of an Actuary PROVIDED THAT the total amount necessary to provide for payments pursuant to this subclause shall be limited to the total market value of the assets of the Fund at the Closure Date less the amounts necessary to provide for payments pursuant to subclauses (1) and (2).

(d) The payments to be provided under subclause (c) shall be provided for:

(1) the Member, or

(2) the Member and Dependants of the Member as the Trustee in its absolute discretion determines and if provided for two or more persons in such proportions as the Trustee in its absolute discretion determines.

(e) If after providing benefits for Members and their Dependants in terms of subclause (c) a surplus remains, such surplus or a part thereof shall be paid by the Trustee in whole or in part to or for the benefit of:

(1) any Members, or former Members or



(2) any other persons who are or have been in the employment of the Employer on or prior to the Closure Date, or

(3) any Dependants of any such Members or other persons, or

(4) the legal personal representatives (in their capacities as such) of any such Members, other persons or Dependants as the Trustee in its absolute discretion determines and if provided to or for two or more persons, in such proportions as the Trustee in its absolute discretion determines PROVIDED THAT the Trustee may pay any surplus to the Employer if in the opinion of the Trustee there are no other persons eligible to receive any benefit from the Fund.

(f) The Payments to be provided under subclauses (c) and (e) hereof shall be in cash, life insurance policies, participation in any other superannuation fund or otherwise as determined by the Trustee and, shall be subject to Clause 26.

(g) (1) Upon the payment out, in accordance with this Trust Deed, of all amounts held pursuant to the Fund, the Fund shall be wound up and shall thereupon terminate.

(2) Unless the Employer is a corporation, the Fund shall in any event be wound up upon the expiration of the period of twenty-one years after the death of the last survivor of the descendants of his late Majesty King George VI living at the Date of Commencement, whereupon the Trustee shall terminate any or all of the Policies and shall distribute the amount then held in the Fund among the Members and Dependants in such shares and proportions as it shall consider just and equitable PROVIDED THAT where the proper law of the Trust is a jurisdiction which has modified the operation of the common law rule known as the Rule against Perpetuities and such modification prescribes a maximum period in which interests to be valid must vest, the Fund shall be wound up immediately that period expires.

#### VESTED BENEFITS

28 The Benefit payable in respect of a Member or former Member shall not be less than the sum of the Member Funded Balance and the Award Balance or such greater amount as the Act requires to be vested in the Member.

#### RETENTION OF BENEFITS IN FUND

29 The Trustee may retain for 90 days, or for such period as the Member requests, all or any part of any Benefit or amount to which the member is entitled, whether arising from the Fund or transferred into it, and the Trustee shall continue to account for the income and expenses relating to such Benefit or entitlement as if the Member was not yet entitled to payment of it. Payment of the Benefit or entitlement, or the relevant part of it, will have to be made if the Member requests payment, as provided in clause 35, or upon his death, or when the Member attains the maximum age at which he may leave it in a superannuation fund, or the Trustee decides that it should be paid out of the Fund. To the extent that any restrictions apply to any payment it shall be made by the Trustee in accordance with the relevant provisions, payment of any benefit which is not subject to any restriction may be made upon receipt of a written request signed by the Member.

#### ARBITRATION

30 If any dispute or doubt shall arise while the Fund is an excluded fund in respect of any matter dealt with by this deed the dispute or doubt shall be referred to a single arbitrator.

#### EMPLOYER

31 At any time when there is more than one Employer involved with the Fund any Employer may retire from the position and the rights and obligations of Employer may be taken over by any other Employer in the Fund upon request by the Trustee.

#### TRANSFER OF EMPLOYMENT

32 If a Member transfers from the employ of one Employer to another Employer participating in the Fund, the Member shall continue as a Member of the Fund.

### REPRESENTATION

33 When the Fund is required to make provision for such representation the Members and the Employer or Employers shall appoint persons to represent them either as individual trustees or if the Trustee is a company as directors of the Trustee and the number of persons appointed by the Members shall be the same as the number appointed by the Employer(s). Any such representative shall cease to hold office if he resigns, dies, becomes disqualified or his appointment is revoked by the Members or the Employer(s) whichever he represented. The Members may revoke the appointment of their representatives by resolution by over 50% of the Members. An Employer representative shall become disqualified if he ceases to be employed by an Employer participating in the Fund. If a company is appointed and it goes into liquidation it shall cease to be a representative. Any vacancy shall be filled as soon as reasonably practicable and anyhow within 60 days of the vacancy occurring.

### PROPER LAW

34 This deed shall be governed by and construed in accordance with the laws of the State or Territory set out in Schedule A against the words "Proper Law of this Trust" and every person to whom the provisions of this deed apply accepts the non-exclusive jurisdiction of the Courts of the said State or Territory.

### PAYMENT OF BENEFITS

35 (a) Subject to other provisions hereof and any restrictions or requirements which may apply in the case of any particular Member - whether due to age or release conditions or otherwise - and the written consent of the Member the whole or any part of the aggregate benefit of a Member

(1) may be used by the Trustee to provide a pension or annuity either for life or for such term as the Trustee and the Member consider appropriate payable to the Member, or a residuary beneficiary, which shall be paid out of the Member's accounts and where so payable shall be payable only to the extent that the balance of the accounts will permit. The earnings from the assets held for the pension or annuity shall be credited to the Member's accounts while it continues to be payable, and the Trustee shall keep similar records relating to these assets as in clause 8. Any pension or annuity provided by the Fund shall comply with the Act but may be subject to conditions that can provide for a fixed or variable annual amount and that are within the applicable guidelines or regulations and may be subject to the conditions that may be necessary to comply with the applicable standards for it to qualify for a rebate, or to be treated as a pension, or both, or neither, or may be in accordance with the rules.

(2) may be used to purchase a pension or annuity from a life insurance company, bank, or similar institution:

(3) On the written application of a Member or former Member the Trustee shall commute to a lump sum such portion of a pension payable from the Fund as the Member specifies, provided that if such pension was issued subject to any condition preventing commutation that such condition no longer applies. The Trustee may obtain such actuarial or other advice as it considers necessary to establish the amount to which such pension or portion is to be commuted.

(4) may be paid as a lump sum to the Member, his dependants, or his estate as the Trustee considers appropriate in the circumstances.

(b) With the consent of the Member or other person entitled to any Benefit the Trustee may transfer assets in specie to the equivalent value of the Benefit payable, to the Member or person entitled to any Benefit, as long as such transfer does not cause the Fund to breach any requirement of the Legislation.

### ASSOCIATED EMPLOYER


36 Any Employer may apply to the Trustee in the form set out in Schedule D to be brought within the provisions of this deed as an Associate Employer and the employees of such Associate Employer shall then become eligible to become Members as if they were employed by the Employer with such modifications as to the Trustee seem necessary.

IN WITNESS WHERE OF the parties have executed these

presents the 24th day of April 2006

EXECUTED by the said  
in the presence of:


\_\_\_\_\_  
Signature of Witness

  
\_\_\_\_\_  
Signature - Michael King

\_\_\_\_\_  
Name of Witness

EXECUTED by the said  
in the presence of:

\_\_\_\_\_  
Signature of Witness

  
\_\_\_\_\_  
Signature - Maureen King

\_\_\_\_\_  
Name of Witness

## SCHEDULE A

NAME OF FUND	The Townview Superannuation Fund
DATE OF EXECUTION	24th April 2006
DATE OF COMMENCEMENT	24th April 2006
NAME OF EMPLOYER	Townview Group Services Pty Ltd
ACN	123 159 115
ADDRESS OF EMPLOYER	351 Trafalgar Street Petersham NSW 2049
NAME OF TRUSTEE (s)	Michael King
ADDRESS OF TRUSTEE	31 Park Avenue Ashfield NSW 2131
PROPER LAW OF THIS TRUST	New South Wales
NAME OF TRUSTEE 2 (s)	Maureen King
ADDRESS OF TRUSTEE 2	31 Park Avenue Ashfield NSW 2131
PROPER LAW OF THIS TRUST	New South Wales

## SCHEDULE B

<b>CATEGORY MEMBERSHIP</b>	Ordinary
<b>ELIGIBILITY CRITERIA</b>	Any Employee or any qualified person invited to become a Member by the Trustee shall be eligible to become a Member of the Fund.
<b>MEMBER CONTRIBUTIONS</b>	A Member shall contribute to the fund from time to time such amount as he thinks fit.
<b>EMPLOYER CONTRIBUTIONS</b>	An Employer shall from time to time contribute to the Fund in respect of each Member such amount as it thinks fit.*
<b>DEATH BENEFIT</b>	The amounts standing to the credit of the Accounts in respect of that Member.*
<b>TOTAL &amp; PERMANENT DISABILITY BENEFIT</b>	The amounts standing to the credit of the Accounts in respect of that Member.*
<b>RETIREMENT BENEFIT</b>	The amounts standing to the credit of the Accounts in respect of that Member.*
<b>RESIGNATION BENEFIT</b>	The amounts standing to the credit of the Member and Award Accounts in respect of that Member, and such part of any other Accounts in respect of that Member as the Trustee thinks fit.*

<b>* IN THE CASE OF A DEFINED BENEFIT FUND THE FOLLOWING APPLIES</b>	
<b>EMPLOYER CONTRIBUTIONS</b>	Each Employer shall make such contributions as the Actuary advises are necessary.
<b>DEATH BENEFIT OR TOTAL &amp; PERMANENT DISABILITY BENEFIT OR RETIREMENT BENEFIT</b>	The Salary for the last three years (or average annual rate times 3) multiplied by the Fund Service in years and fractions of a year divided by 20
<b>RESIGNATION BENEFIT</b>	The retirement Benefit less the Employer Funded Balance or such part of it as the Trustee thinks fit.

## SCHEDULE C

### APPLICATION FOR MEMBERSHIP

TO: THE TRUSTEE OF THE TOWNVIEW SUPERANNUATION FUND

FROM: \_\_\_\_\_  
(Applicants name in Full)

OF: \_\_\_\_\_  
(Address)

I apply to become a member of the abovementioned superannuation fund on the terms and conditions specified in the Trust Deed from the time being governing the Fund.

I understand that my employer may deduct from my salary such amounts as are required to provide my contributions to the Fund and will pay those amounts to the Trustee of the Fund.

I acknowledge my acceptance of

Michael King

as Trustee(s) of the Fund.

Signature \_\_\_\_\_  
(Applicant)

Date 24/04/2006

#### NOMINATED BENEFICIARY <sup>1</sup>

I wish to advise the Trustee of the Fund that my Nominated Beneficiary(ies) under the Fund is/are as follows:

NAME IN FULL (DOB IF UNDER 18)	RELATIONSHIP TO MEMBER	FULL POSTAL ADDRESS	% OF SHARE BENEFIT <sup>2</sup>

I understand that the payment of any Death Benefit by the Fund will be at the absolute discretion of the Trustee and that this nomination is not to be treated as a direction.

Signature \_\_\_\_\_  
(Applicant)

Date 24/04/2006

<sup>1</sup> Completion of this section is optional

<sup>2</sup> Show percentage of death benefits to be taken by each beneficiary



## CONTENTS

CLAUSE		PAGE
1	Interpretation	1
2	Amendment	4
3	Rights of Employer	5
4	Deemed inclusion of standards	5
5	Company Trustee or old age pension purpose	5
6	The Trustee / Trustee's indemnity	5
7	Directions To Trustee	5
8	Records To Be Kept By Trustee Or Custodian	5
9	Auditor - Accounts- Actuary	6
10	Trustee's Authorisation	6
11	Eligibility For Membership	7
12	Employer Contributions	7
13	Member Contributions	8
14	Transfers In And Out	8
15	Investments	9
16	Insurance Policy Conditions	9
17	Borrowing Prohibition	10
18	Assets Not To Be Acquired From Members	10
19	No Loans To Members	10
20	Trustee's Covenants	10
21	Information To Be Provided	11
22	Retirement Benefit	11
23	Death Benefit	12
24	Disability	12
25	Resignation Benefit	13
26	Preservation	13
27	Termination Of Fund	14
28	Vested Benefits	15
29	Retention Of Benefit In Fund	15
30	Arbitration	15
31	Employer	15
32	Transfer Employment	15
33	Representation	16
34	Proper Law	16
35	Payment Of Benefits	16
36	Associated Employer	16
	SCHEDULE A	18
	SCHEDULE B	19
	SCHEDULE C	20
	SCHEDULE D	21





BROADVIEW ACCOUNTING PTY LTD

PO BOX 3102

ERINA NSW 2250

PHONE: 02 4365 3838

FAX: 02 4365 3831