

Compliance Workpapers
Fanning Superfund
Financial Year - 2023



Fund Details

Fund Name	Fanning Superfund
Contact no	
Financial Year	2023
Established Date	11/08/2019
ABN	73 565 418 536
TFN	645225814
Trustee Type	Individual
Trustees	Daniel Fanning Jade Fisher
ACN	

Statement of Financial Position

Assets	Qty	2023	2022	Change (\$)	Change (%)	
Investments	0.00	33,922.90	34,632.11	-709.21	2.05	WP-1 WP-2
Loans	0.00	33,500.00	33,500.00	0.00	0.00	
Loans to Unrelated Entities	0.00	33,500.00	33,500.00	0.00	0.00	WP-1
Other Assets	0.00	422.90	767.55	-344.65	44.90	
Bitcoin	0.00	72.99	767.55	-694.56	90.49	WP-1
Bitcoin Cash	0.21	97.25	0.00	97.25	100.00	WP-1
Dogecoin	1,704.56	169.92	0.00	169.92	100.00	WP-1
Ethereum	0.02	57.52	0.00	57.52	100.00	WP-1
Terra Classic	192,625.03	25.22	0.00	25.22	100.00	WP-1
Shares in Listed Companies	0.00	0.00	364.56	-364.56	100.00	
Flight Centre Travel Group Limited	0.00	0.00	364.56	-364.56	100.00	
Other Assets	0.00	8,525.72	8,800.16	-274.44	3.12	
Cash At Bank	0.00	8,262.96	8,654.36	-391.40	4.52	
ANZ V2 Plus Account	0.00	78.33	0.00	78.33	100.00	WP-1
CBA Accelerator Account	0.00	8,184.63	8,654.36	-469.73	5.43	WP-1
Other Taxes Refundable	0.00	262.76	145.80	116.96	80.22	WP-1
Activity Statement Payable/Refundable	0.00	0.00	77.00	-77.00	100.00	
GST Payable/Refundable	0.00	262.76	68.80	193.96	281.92	
Total Assets	0.00	42,448.62	43,432.27	-983.65	2.26	

Liabilities	Qty	2023	2022	Change (\$)	Change (%)	
Income Tax Payable	0.00	1,328.55	2,059.65	-731.10	35.50	WP-1 WP-2
Income Tax Payable	0.00	1,312.95	746.70	566.25	75.83	WP-1
Provision for Income Tax	0.00	15.60	1,312.95	-1,297.35	98.81	
Total Liabilities	0.00	1,328.55	2,059.65	-731.10	35.50	

Member Entitlements	Qty	2023	2022	Change (\$)	Change (%)	
Member Entitlement Accounts	0.00	41,120.07	41,372.62	-252.55	0.61	WP-1 WP-2
Mr Daniel Fanning	0.00	27,291.12	26,808.13	482.99	1.80	
Accumulation	0.00	27,291.12	26,808.13	482.99	1.80	
Ms Jade Fisher	0.00	13,828.95	14,564.49	-735.54	5.05	
Accumulation	0.00	13,828.95	14,564.49	-735.54	5.05	
Total Member Entitlements	0.00	41,120.07	41,372.62	-252.55	0.61	

Operating Statement

Income	2023	2022	Change (\$)	Change (%)	
Investment Gains	1,214.23	-1,179.06	2,393.29	202.98	
Increase in Market Value	1,214.23	-1,179.06	2,393.29	202.98	WP-1
Other Assets	1,168.56	-1,231.77	2,400.33	194.87	
Bitcoin	1,191.29	-1,231.77	2,423.06	196.71	
Bitcoin Cash	63.28	0.00	63.28	100.00	
Dogecoin	-68.52	0.00	-68.52	100.00	
Ethereum	17.00	0.00	17.00	100.00	
Terra Classic	-34.49	0.00	-34.49	100.00	
Shares in Listed Companies	45.67	52.71	-7.04	13.36	
Flight Centre Travel Group Limited	45.67	52.71	-7.04	13.36	
Investment Income	105.39	2.46	102.93	4,184.15	WP-1 WP-2
Interest	105.39	2.46	102.93	4,184.15	
Cash At Bank	105.39	2.46	102.93	4,184.15	
ANZ V2 Plus Account	1.33	0.00	1.33	100.00	WP-1
CBA Accelerator Account	104.06	2.46	101.60	4,130.08	WP-1
Member Receipts	2,896.25	9,681.59	-6,785.34	70.08	
Contributions	2,896.25	9,681.59	-6,785.34	70.08	WP-1
Employer	2,896.25	9,681.59	-6,785.34	70.08	
Mr Daniel Fanning	2,674.90	8,659.53	-5,984.63	69.11	

Income	2023	2022	Change (\$)	Change (%)	
Ms Jade Fisher	221.35	1,022.06	-800.71	78.34	
Total Income	4,215.87	8,504.99	-4,289.12	50.43	
Expenses	2023	2022	Change (\$)	Change (%)	
Investment Losses	1,555.38	0.00	1,555.38	100.00	
Realised Capital Losses	1,555.38	0.00	1,555.38	100.00	WP-1
Other Assets	1,512.99	0.00	1,512.99	100.00	WP-1 WP-2
Bitcoin	1,239.36	0.00	1,239.36	100.00	
Bitcoin Cash	36.78	0.00	36.78	100.00	
Dogecoin	136.64	0.00	136.64	100.00	
Ethereum	53.67	0.00	53.67	100.00	
Terra Classic	46.54	0.00	46.54	100.00	
Shares in Listed Companies	42.39	0.00	42.39	100.00	
Flight Centre Travel Group Limited	42.39	0.00	42.39	100.00	WP-1
Other Expenses	2,897.44	930.88	1,966.56	211.26	
Adviser Fee	1,614.37	0.00	1,614.37	100.00	WP-1 WP-2
Fund Administration Fee	1,024.07	930.88	93.19	10.01	WP-1
SMSF Supervisory Levy	259.00	0.00	259.00	100.00	
Total Expenses	4,452.82	930.88	3,521.94	378.35	

Income Tax	2023	2022	Change (\$)	Change (%)	
Income Tax Expense	15.60	1,312.95	-1,297.35	98.81	WP-1 WP-2
Income Tax Expense	15.60	1,312.95	-1,297.35	98.81	
Total Income Tax	15.60	1,312.95	-1,297.35	98.81	
Net Profit(Loss) Total	-252.55	6,261.16			

Lump Sum Payment - Good to Go

Great news! After review there is nothing that requires your attention.

Preservation Components

							Current Status : Good to Go Prior Status : N/A		Prepared By : N/A	Reviewed By : N/A
			Prior Year			Current Year				
Account Name	Account Type	Preserved Amount	Restricted Non-Preserved Amount	Unrestricted Non-Preserved Amount	Preserved Amount	Restricted Non-Preserved Amount	Unrestricted Non-Preserved Amount			
Mr Daniel Fanning (Age: 33 at 30/06/2023)										
Accumulation	Accumulation	26,808.13	0.00	0.00	27,291.12	0.00	0.00			
Ms Jade Fisher (Age: 34 at 30/06/2023)										
Accumulation	Accumulation	14,564.49	0.00	0.00	13,828.95	0.00	0.00			

Tax Component Verification (Accumulation)

		Current Status : Good to Go Prior Status : N/A	Prepared By : N/A	Reviewed By : N/A
	Account Name		Prior Year Tax Free Amount	Current Year Tax Free Amount
Mr Daniel Fanning (Age: 33 at 30/06/2023)				
	Accumulation		690.00	690.00
Ms Jade Fisher (Age: 34 at 30/06/2023)				
	Accumulation		1,385.00	1,385.00

Work Test - Good to Go

Great news! After review there is nothing that requires your attention.

Contribution Cap Limit

		Current Status : Good to Go Prior Status : N/A	Prepared By : N/A	Reviewed By : N/A
	Current Year Contributions		Concessional	Non-Concessional
<p>Mr Daniel Fanning Date of Birth: 04/09/1989 (Age: 32 at 30/06/2023)</p>				
	Caps		27,500.00	110,000.00
	Cumulative available unused cap		93,840.47	0.00
	Maximum cap available		121,340.47	110,000.00
	Contributions made (to this fund)		2,674.90	0.00
	Contributions made (to other fund)		0.00	0.00
	Contributions as allocated		2,674.90	0.00
	Amount above caps		0.00	0.00
<p>Ms Jade Fisher Date of Birth: 02/08/1988 (Age: 33 at 30/06/2023)</p>				
	Caps		27,500.00	110,000.00
	Cumulative available unused cap		101,477.94	0.00
	Maximum cap available		128,977.94	110,000.00
	Contributions made (to this fund)		221.35	0.00
	Contributions made (to other fund)		0.00	0.00
	Contributions as allocated		221.35	0.00
	Amount above caps		0.00	0.00

Negative Balance - Good to Go

Great news! After review there is nothing that requires your attention.

Contra Bank Entries - Good to Go

Great news! After review there is nothing that requires your attention.

Income Comparison - Good to Go

Great news! After review there is nothing that requires your attention.

Benefits Paid to Member < 60 - Good to Go

Great news! After review there is nothing that requires your attention.

Retirement Condition - Good to Go

Great news! After review there is nothing that requires your attention.

Market Value - Not Applicable

The system did not find any data to process.

Pension Limit - Not Applicable

The system did not find any data to process.

Tax Effective Allocation of Pension Payment (Member Level) - Not Applicable

The system did not find any data to process.

Preservation Components for Member above 65 - Not Applicable

The system did not find any data to process.

Tax Component Verification (Pension) - Not Applicable

The system did not find any data to process.

Tax Effective Allocation of Pension Payment (Pension Account Level) - Not Applicable

The system did not find any data to process.

General Ledger

Date	Description	Quantity	Debits	Credits	Balance
Member Receipts / Contributions / Employer / Mr Daniel Fanning					
01/07/2022	Opening Balance	0.00	0.00	0.00	0.00
16/08/2022	Direct Credit 481471 SuperChoice P/L PC090822-174269181	0.00	0.00	644.60	644.60
20/09/2022	Direct Credit 481471 SuperChoice P/L PC140922-150441566	0.00	0.00	1,298.06	1,942.66
20/10/2022	Direct Credit 481471 SuperChoice P/L PC141022-124552369	0.00	0.00	732.24	2,674.90
30/06/2023	Closing Balance	0.00	0.00	0.00	2,674.90
Member Receipts / Contributions / Employer / Ms Jade Fisher					
01/07/2022	Opening Balance	0.00	0.00	0.00	0.00
12/07/2022	Direct Credit 481471 SuperChoice P/L PC110722-134134876	0.00	0.00	88.80	88.80
22/07/2022	Direct Credit 481471 SuperChoice P/L PC210722-161406284	0.00	0.00	81.62	170.42
08/08/2022	Direct Credit 481471 SuperChoice P/L PC050822-173894899	0.00	0.00	29.71	200.13
22/08/2022	Direct Credit 481471 SuperChoice P/L PC190822-186403622	0.00	0.00	21.22	221.35
30/06/2023	Closing Balance	0.00	0.00	0.00	221.35
Investment Gains / Increase in Market Value / Other Assets / Bitcoin					
01/07/2022	Opening Balance	0.00	0.00	0.00	0.00
30/06/2023	Market Value Adjustment	0.00	0.00	1,191.29	1,191.29

Date	Description	Quantity	Debits	Credits	Balance
30/06/2023	Closing Balance	0.00	0.00	0.00	1,191.29
Investment Gains / Increase in Market Value / Other Assets / Bitcoin Cash					
01/07/2022	Opening Balance	0.00	0.00	0.00	0.00
30/06/2023	Market Value Adjustment	0.00	0.00	63.28	63.28
30/06/2023	Closing Balance	0.00	0.00	0.00	63.28
Investment Gains / Increase in Market Value / Other Assets / Dogecoin					
01/07/2022	Opening Balance	0.00	0.00	0.00	0.00
30/06/2023	Market Value Adjustment	0.00	68.52	0.00	68.52
30/06/2023	Closing Balance	0.00	0.00	0.00	68.52
Investment Gains / Increase in Market Value / Other Assets / Ethereum					
01/07/2022	Opening Balance	0.00	0.00	0.00	0.00
30/06/2023	Market Value Adjustment	0.00	0.00	17.00	17.00
30/06/2023	Closing Balance	0.00	0.00	0.00	17.00
Investment Gains / Increase in Market Value / Other Assets / Terra Classic					
01/07/2022	Opening Balance	0.00	0.00	0.00	0.00
30/06/2023	Market Value Adjustment	0.00	34.49	0.00	34.49
30/06/2023	Closing Balance	0.00	0.00	0.00	34.49
Investment Gains / Increase in Market Value / Shares in Listed Companies / Flight Centre Travel Group Limited					
01/07/2022	Opening Balance	0.00	0.00	0.00	0.00
30/06/2023	Market Value Adjustment	0.00	0.00	45.67	45.67

Date	Description	Quantity	Debits	Credits	Balance
30/06/2023	Closing Balance	0.00	0.00	0.00	45.67
Investment Gains / Disposal Suspense / Other Assets / Bitcoin					
01/07/2022	Opening Balance	0.00	0.00	0.00	0.00
11/11/2022	Unlisted Security Sale	0.00	0.00	70.77	70.77
11/11/2022	Unlisted Security Sale	0.00	0.00	94.22	164.99
11/11/2022	Unlisted Security Sale	0.00	0.00	106.29	271.28
11/11/2022	Unlisted Security Sale	0.01	0.00	375.21	646.49
11/11/2022	Unlisted Security Sale	-0.02	646.49	0.00	0.00
17/02/2023	Non Cash Disposal	0.00	0.00	0.00	0.00
17/02/2023	Non Cash Disposal	-0.00	0.00	0.00	0.00
30/06/2023	Closing Balance	0.00	0.00	0.00	0.00
Investment Gains / Disposal Suspense / Other Assets / Bitcoin Cash					
01/07/2022	Opening Balance	0.00	0.00	0.00	0.00
17/02/2023	Non Cash Disposal	0.23	0.00	0.00	0.00
17/02/2023	Non Cash Disposal	-0.23	0.00	0.00	0.00
30/06/2023	Closing Balance	0.00	0.00	0.00	0.00
Investment Gains / Disposal Suspense / Other Assets / Dogecoin					
01/07/2022	Opening Balance	0.00	0.00	0.00	0.00
17/02/2023	Non Cash Disposal	976.80	0.00	0.00	0.00
17/02/2023	Non Cash Disposal	-976.80	0.00	0.00	0.00

Date	Description	Quantity	Debits	Credits	Balance
30/06/2023	Closing Balance	0.00	0.00	0.00	0.00
Investment Gains / Disposal Suspense / Other Assets / Ethereum					
01/07/2022	Opening Balance	0.00	0.00	0.00	0.00
17/02/2023	Non Cash Disposal	0.03	0.00	0.00	0.00
17/02/2023	Non Cash Disposal	-0.03	0.00	0.00	0.00
30/06/2023	Closing Balance	0.00	0.00	0.00	0.00
Investment Gains / Disposal Suspense / Other Assets / Terra Classic					
01/07/2022	Opening Balance	0.00	0.00	0.00	0.00
17/02/2023	Non Cash Disposal	150,161.31	0.00	0.00	0.00
17/02/2023	Non Cash Disposal	-150,161.31	0.00	0.00	0.00
30/06/2023	Closing Balance	0.00	0.00	0.00	0.00
Investment Gains / Disposal Suspense / Shares in Listed Companies / Flight Centre Travel Group Limited					
01/07/2022	Opening Balance	0.00	0.00	0.00	0.00
25/07/2022	Listed Security Sale	21.00	0.00	367.84	367.84
25/07/2022	Listed Security Sale	-21.00	367.84	0.00	0.00
30/06/2023	Closing Balance	0.00	0.00	0.00	0.00
Investment Income / Interest / Cash At Bank / ANZ V2 Plus Account					
01/07/2022	Opening Balance	0.00	0.00	0.00	0.00
01/01/2023	QUARTERLY INTEREST	0.00	0.00	0.57	0.57
01/04/2023	QUARTERLY INTEREST	0.00	0.00	0.76	1.33

Date	Description	Quantity	Debits	Credits	Balance
30/06/2023	Closing Balance	0.00	0.00	0.00	1.33
Investment Income / Interest / Cash At Bank / CBA Accelerator Account					
01/07/2022	Opening Balance	0.00	0.00	0.00	0.00
01/07/2022	Credit Interest	0.00	0.00	0.61	0.61
01/08/2022	Credit Interest	0.00	0.00	1.24	1.85
01/09/2022	Credit Interest	0.00	0.00	3.67	5.52
01/10/2022	Credit Interest	0.00	0.00	6.80	12.32
01/11/2022	Credit Interest	0.00	0.00	9.24	21.56
01/12/2022	Credit Interest	0.00	0.00	10.78	32.34
01/01/2023	Credit Interest	0.00	0.00	12.10	44.44
01/02/2023	Credit Interest	0.00	0.00	12.43	56.87
01/03/2023	Credit Interest	0.00	0.00	9.69	66.56
01/04/2023	Credit Interest	0.00	0.00	11.96	78.52
01/05/2023	Credit Interest	0.00	0.00	12.18	90.70
01/06/2023	Credit Interest	0.00	0.00	13.36	104.06
30/06/2023	Closing Balance	0.00	0.00	0.00	104.06
Other Expenses / Adviser Fee					
01/07/2022	Opening Balance	0.00	0.00	0.00	0.00
25/01/2023	Transfer To SMSF Australia Pty Ltd CommBank App Daniel Fanning INV-1235	0.00	461.25	0.00	461.25

Date	Description	Quantity	Debits	Credits	Balance
01/02/2023	Transfer To SMSF Australia Pty Ltd CommBank App Daniel Fanning INV-1242	0.00	1,153.12	0.00	1,614.37
30/06/2023	Closing Balance	0.00	0.00	0.00	1,614.37
Other Expenses / Fund Administration Fee					
01/07/2022	Opening Balance	0.00	0.00	0.00	0.00
23/06/2023	Direct Debit 457250 ESUPERFUND 540283_	0.00	1,024.07	0.00	1,024.07
30/06/2023	Closing Balance	0.00	0.00	0.00	1,024.07
Other Expenses / SMSF Supervisory Levy					
01/07/2022	Opening Balance	0.00	0.00	0.00	0.00
28/09/2022	TAX OFFICE PAYMENTS CommBank app BPAY 7 2006452258148821 Tax	0.00	259.00	0.00	259.00
30/06/2023	Closing Balance	0.00	0.00	0.00	259.00
Investment Losses / Realised Capital Losses / Other Assets / Bitcoin					
01/07/2022	Opening Balance	0.00	0.00	0.00	0.00
11/11/2022	Unlisted Security Sale	0.00	1,063.47	0.00	1,063.47
17/02/2023	Non Cash Disposal	0.00	175.89	0.00	1,239.36
30/06/2023	Closing Balance	0.00	0.00	0.00	1,239.36
Investment Losses / Realised Capital Losses / Other Assets / Bitcoin Cash					
01/07/2022	Opening Balance	0.00	0.00	0.00	0.00
17/02/2023	Non Cash Disposal	0.00	36.78	0.00	36.78
30/06/2023	Closing Balance	0.00	0.00	0.00	36.78

Date	Description	Quantity	Debits	Credits	Balance
Investment Losses / Realised Capital Losses / Other Assets / Dogecoin					
01/07/2022	Opening Balance	0.00	0.00	0.00	0.00
17/02/2023	Non Cash Disposal	0.00	136.64	0.00	136.64
30/06/2023	Closing Balance	0.00	0.00	0.00	136.64
Investment Losses / Realised Capital Losses / Other Assets / Ethereum					
01/07/2022	Opening Balance	0.00	0.00	0.00	0.00
17/02/2023	Non Cash Disposal	0.00	53.67	0.00	53.67
30/06/2023	Closing Balance	0.00	0.00	0.00	53.67
Investment Losses / Realised Capital Losses / Other Assets / Terra Classic					
01/07/2022	Opening Balance	0.00	0.00	0.00	0.00
17/02/2023	Non Cash Disposal	0.00	46.54	0.00	46.54
30/06/2023	Closing Balance	0.00	0.00	0.00	46.54
Investment Losses / Realised Capital Losses / Shares in Listed Companies / Flight Centre Travel Group Limited					
01/07/2022	Opening Balance	0.00	0.00	0.00	0.00
25/07/2022	Listed Security Sale	0.00	42.39	0.00	42.39
30/06/2023	Closing Balance	0.00	0.00	0.00	42.39
Income Tax Expense / Income Tax Expense					
01/07/2022	Opening Balance	0.00	0.00	0.00	0.00
12/07/2022	Fund Income Tax	0.00	13.32	0.00	13.32
22/07/2022	Fund Income Tax	0.00	12.24	0.00	25.56

Date	Description	Quantity	Debits	Credits	Balance
08/08/2022	Fund Income Tax	0.00	4.46	0.00	30.02
16/08/2022	Fund Income Tax	0.00	96.69	0.00	126.71
22/08/2022	Fund Income Tax	0.00	3.18	0.00	129.89
20/09/2022	Fund Income Tax	0.00	194.71	0.00	324.60
20/10/2022	Fund Income Tax	0.00	109.84	0.00	434.44
30/06/2023	Fund Income Tax	0.00	0.00	418.84	15.60
30/06/2023	Closing Balance	0.00	0.00	0.00	15.60
Investments - Bitcoin					
01/07/2022	Opening Balance	0.03	0.00	0.00	767.55
11/11/2022	Unlisted Security Sale	-0.02	0.00	1,709.96	942.41
17/02/2023	Non Cash Disposal	-0.00	0.00	175.89	1,118.30
30/06/2023	Market Value Adjustment	0.00	1,191.29	0.00	72.99
30/06/2023	Closing Balance	0.00	0.00	0.00	72.99
Investments - Bitcoin Cash					
01/07/2022	Opening Balance	0.00	0.00	0.00	0.00
11/11/2022	Unlisted Security Purchase	0.44	70.75	0.00	70.75
17/02/2023	Non Cash Disposal	-0.23	0.00	36.78	33.97
30/06/2023	Market Value Adjustment	0.00	63.28	0.00	97.25
30/06/2023	Closing Balance	0.21	0.00	0.00	97.25
Investments - Dogecoin					

Date	Description	Quantity	Debits	Credits	Balance
01/07/2022	Opening Balance	0.00	0.00	0.00	0.00
11/11/2022	Unlisted Security Purchase	2,681.36	375.08	0.00	375.08
17/02/2023	Non Cash Disposal	-976.80	0.00	136.64	238.44
30/06/2023	Market Value Adjustment	0.00	0.00	68.52	169.92
30/06/2023	Closing Balance	1,704.56	0.00	0.00	169.92
Investments - Ethereum					
01/07/2022	Opening Balance	0.00	0.00	0.00	0.00
11/11/2022	Unlisted Security Purchase	0.05	94.19	0.00	94.19
17/02/2023	Non Cash Disposal	-0.03	0.00	53.67	40.52
30/06/2023	Market Value Adjustment	0.00	17.00	0.00	57.52
30/06/2023	Closing Balance	0.02	0.00	0.00	57.52
Investments - Terra Classic					
01/07/2022	Opening Balance	0.00	0.00	0.00	0.00
11/11/2022	Unlisted Security Purchase	342,786.34	106.25	0.00	106.25
17/02/2023	Non Cash Disposal	-150,161.31	0.00	46.54	59.71
30/06/2023	Market Value Adjustment	0.00	0.00	34.49	25.22
30/06/2023	Closing Balance	192,625.03	0.00	0.00	25.22
Investments - Flight Centre Travel Group Limited					
01/07/2022	Opening Balance	21.00	0.00	0.00	364.56
25/07/2022	Listed Security Sale	-21.00	0.00	410.23	45.67

Date	Description	Quantity	Debits	Credits	Balance
30/06/2023	Market Value Adjustment	0.00	45.67	0.00	0.00
30/06/2023	Closing Balance	0.00	0.00	0.00	0.00
Cash At Bank - ANZ V2 Plus Account					
01/07/2022	Opening Balance	0.00	0.00	0.00	0.00
04/10/2022	DEPOSIT FROM ATO ATO735654185361004	0.00	77.00	0.00	77.00
01/01/2023	QUARTERLY INTEREST	0.00	0.57	0.00	77.57
01/04/2023	QUARTERLY INTEREST	0.00	0.76	0.00	78.33
30/06/2023	Closing Balance	0.00	0.00	0.00	78.33
Cash At Bank - CBA Accelerator Account					
01/07/2022	Opening Balance	0.00	0.00	0.00	8,654.36
01/07/2022	Credit Interest	0.00	0.61	0.00	8,654.97
12/07/2022	Direct Credit 481471 SuperChoice P/L PC110722-134134876	0.00	88.80	0.00	8,743.77
22/07/2022	Direct Credit 481471 SuperChoice P/L PC210722-161406284	0.00	81.62	0.00	8,825.39
27/07/2022	Direct Credit 062895 COMMONWEALTH SEC COMMSEC	0.00	367.16	0.00	9,192.55
01/08/2022	Credit Interest	0.00	1.24	0.00	9,193.79
08/08/2022	Direct Credit 481471 SuperChoice P/L PC050822-173894899	0.00	29.71	0.00	9,223.50
16/08/2022	Direct Credit 481471 SuperChoice P/L PC090822-174269181	0.00	644.60	0.00	9,868.10

Date	Description	Quantity	Debits	Credits	Balance
22/08/2022	Direct Credit 481471 SuperChoice P/L PC190822-186403622	0.00	21.22	0.00	9,889.32
01/09/2022	Credit Interest	0.00	3.67	0.00	9,892.99
20/09/2022	Direct Credit 481471 SuperChoice P/L PC140922-150441566	0.00	1,298.06	0.00	11,191.05
28/09/2022	TAX OFFICE PAYMENTS CommBank app BPAY 7 2006452258148821 Tax	0.00	0.00	1,005.70	10,185.35
01/10/2022	Credit Interest	0.00	6.80	0.00	10,192.15
20/10/2022	Direct Credit 481471 SuperChoice P/L PC141022-124552369	0.00	732.24	0.00	10,924.39
01/11/2022	Credit Interest	0.00	9.24	0.00	10,933.63
01/12/2022	Credit Interest	0.00	10.78	0.00	10,944.41
01/01/2023	Credit Interest	0.00	12.10	0.00	10,956.51
25/01/2023	Transfer To SMSF Australia Pty Ltd CommBank App Daniel Fanning INV-1235	0.00	0.00	495.00	10,461.51
01/02/2023	Credit Interest	0.00	12.43	0.00	10,473.94
01/02/2023	Transfer To SMSF Australia Pty Ltd CommBank App Daniel Fanning INV-1242	0.00	0.00	1,237.50	9,236.44
01/03/2023	Credit Interest	0.00	9.69	0.00	9,246.13
01/04/2023	Credit Interest	0.00	11.96	0.00	9,258.09
01/05/2023	Credit Interest	0.00	12.18	0.00	9,270.27
01/06/2023	Credit Interest	0.00	13.36	0.00	9,283.63
23/06/2023	Direct Debit 457250 ESUPERFUND 540283_	0.00	0.00	1,099.00	8,184.63
30/06/2023	Closing Balance	0.00	0.00	0.00	8,184.63

Date	Description	Quantity	Debits	Credits	Balance
Other Assets - Unsettled Trades / Acquisitions / Other Assets / Bitcoin Cash					
01/07/2022	Opening Balance	0.00	0.00	0.00	0.00
11/11/2022	Unlisted Security Purchase	0.00	0.00	70.77	70.77
11/11/2022	Unlisted Security Purchase	0.00	70.77	0.00	0.00
30/06/2023	Closing Balance	0.00	0.00	0.00	0.00
Other Assets - Unsettled Trades / Acquisitions / Other Assets / Dogecoin					
01/07/2022	Opening Balance	0.00	0.00	0.00	0.00
11/11/2022	Unlisted Security Purchase	0.00	0.00	375.21	375.21
11/11/2022	Unlisted Security Purchase	0.00	375.21	0.00	0.00
30/06/2023	Closing Balance	0.00	0.00	0.00	0.00
Other Assets - Unsettled Trades / Acquisitions / Other Assets / Ethereum					
01/07/2022	Opening Balance	0.00	0.00	0.00	0.00
11/11/2022	Unlisted Security Purchase	0.00	0.00	94.22	94.22
11/11/2022	Unlisted Security Purchase	0.00	94.22	0.00	0.00
30/06/2023	Closing Balance	0.00	0.00	0.00	0.00
Other Assets - Unsettled Trades / Acquisitions / Other Assets / Terra Classic					
01/07/2022	Opening Balance	0.00	0.00	0.00	0.00
11/11/2022	Unlisted Security Purchase	0.00	0.00	106.29	106.29
11/11/2022	Unlisted Security Purchase	0.00	106.29	0.00	0.00
30/06/2023	Closing Balance	0.00	0.00	0.00	0.00

Date	Description	Quantity	Debits	Credits	Balance
Other Assets - Unsettled Trades / Disposals / Other Assets / Bitcoin					
01/07/2022	Opening Balance	0.00	0.00	0.00	0.00
11/11/2022	Unlisted Security Sale	0.00	0.00	70.77	70.77
11/11/2022	Unlisted Security Sale	0.00	0.00	94.22	164.99
11/11/2022	Unlisted Security Sale	0.00	0.00	106.29	271.28
11/11/2022	Unlisted Security Sale	0.00	0.00	375.21	646.49
11/11/2022	Unlisted Security Sale	0.00	70.77	0.00	575.72
11/11/2022	Unlisted Security Sale	0.00	94.22	0.00	481.50
11/11/2022	Unlisted Security Sale	0.00	106.29	0.00	375.21
11/11/2022	Unlisted Security Sale	0.00	375.21	0.00	0.00
30/06/2023	Closing Balance	0.00	0.00	0.00	0.00
Other Assets - Unsettled Trades / Disposals / Shares in Listed Companies / Flight Centre Travel Group Limited					
01/07/2022	Opening Balance	0.00	0.00	0.00	0.00
25/07/2022	Listed Security Sale	0.00	367.16	0.00	367.16
27/07/2022	Listed Security Sale	0.00	0.00	367.16	0.00
30/06/2023	Closing Balance	0.00	0.00	0.00	0.00
Other Assets - Receivables / Investment Income Receivable / Interest / Cash At Bank / ANZ V2 Plus Account					
01/07/2022	Opening Balance	0.00	0.00	0.00	0.00
01/01/2023	QUARTERLY INTEREST	0.00	0.00	0.57	0.57
01/01/2023	QUARTERLY INTEREST	0.00	0.57	0.00	0.00

Date	Description	Quantity	Debits	Credits	Balance
01/04/2023	QUARTERLY INTEREST	0.00	0.00	0.76	0.76
01/04/2023	QUARTERLY INTEREST	0.00	0.76	0.00	0.00
30/06/2023	Closing Balance	0.00	0.00	0.00	0.00
Other Assets - Receivables / Investment Income Receivable / Interest / Cash At Bank / CBA Accelerator Account					
01/07/2022	Opening Balance	0.00	0.00	0.00	0.00
01/07/2022	Credit Interest	0.00	0.00	0.61	0.61
01/07/2022	Credit Interest	0.00	0.61	0.00	0.00
01/08/2022	Credit Interest	0.00	0.00	1.24	1.24
01/08/2022	Credit Interest	0.00	1.24	0.00	0.00
01/09/2022	Credit Interest	0.00	0.00	3.67	3.67
01/09/2022	Credit Interest	0.00	3.67	0.00	0.00
01/10/2022	Credit Interest	0.00	0.00	6.80	6.80
01/10/2022	Credit Interest	0.00	6.80	0.00	0.00
01/11/2022	Credit Interest	0.00	0.00	9.24	9.24
01/11/2022	Credit Interest	0.00	9.24	0.00	0.00
01/12/2022	Credit Interest	0.00	0.00	10.78	10.78
01/12/2022	Credit Interest	0.00	10.78	0.00	0.00
01/01/2023	Credit Interest	0.00	0.00	12.10	12.10
01/01/2023	Credit Interest	0.00	12.10	0.00	0.00
01/02/2023	Credit Interest	0.00	0.00	12.43	12.43

Date	Description	Quantity	Debits	Credits	Balance
01/02/2023	Credit Interest	0.00	12.43	0.00	0.00
01/03/2023	Credit Interest	0.00	0.00	9.69	9.69
01/03/2023	Credit Interest	0.00	9.69	0.00	0.00
01/04/2023	Credit Interest	0.00	0.00	11.96	11.96
01/04/2023	Credit Interest	0.00	11.96	0.00	0.00
01/05/2023	Credit Interest	0.00	0.00	12.18	12.18
01/05/2023	Credit Interest	0.00	12.18	0.00	0.00
01/06/2023	Credit Interest	0.00	0.00	13.36	13.36
01/06/2023	Credit Interest	0.00	13.36	0.00	0.00
30/06/2023	Closing Balance	0.00	0.00	0.00	0.00
Other Assets - Receivables / Member Income Receivable / Contributions / Mr Daniel Fanning					
01/07/2022	Opening Balance	0.00	0.00	0.00	0.00
16/08/2022	Contribution Received	0.00	0.00	644.60	644.60
16/08/2022	Direct Credit 481471 SuperChoice P/L PC090822-174269181	0.00	644.60	0.00	0.00
20/09/2022	Contribution Received	0.00	0.00	1,298.06	1,298.06
20/09/2022	Direct Credit 481471 SuperChoice P/L PC140922-150441566	0.00	1,298.06	0.00	0.00
20/10/2022	Contribution Received	0.00	0.00	732.24	732.24
20/10/2022	Direct Credit 481471 SuperChoice P/L PC141022-124552369	0.00	732.24	0.00	0.00
30/06/2023	Closing Balance	0.00	0.00	0.00	0.00

Date	Description	Quantity	Debits	Credits	Balance
Other Assets - Receivables / Member Income Receivable / Contributions / Ms Jade Fisher					
01/07/2022	Opening Balance	0.00	0.00	0.00	0.00
12/07/2022	Contribution Received	0.00	0.00	88.80	88.80
12/07/2022	Direct Credit 481471 SuperChoice P/L PC110722-134134876	0.00	88.80	0.00	0.00
22/07/2022	Contribution Received	0.00	0.00	81.62	81.62
22/07/2022	Direct Credit 481471 SuperChoice P/L PC210722-161406284	0.00	81.62	0.00	0.00
08/08/2022	Contribution Received	0.00	0.00	29.71	29.71
08/08/2022	Direct Credit 481471 SuperChoice P/L PC050822-173894899	0.00	29.71	0.00	0.00
22/08/2022	Contribution Received	0.00	0.00	21.22	21.22
22/08/2022	Direct Credit 481471 SuperChoice P/L PC190822-186403622	0.00	21.22	0.00	0.00
30/06/2023	Closing Balance	0.00	0.00	0.00	0.00
Other Assets - Other Taxes Refundable / Activity Statement Payable/Refundable					
01/07/2022	Opening Balance	0.00	0.00	0.00	77.00
04/10/2022	Outstanding Activity Statement Payment	0.00	0.00	77.00	0.00
30/06/2023	Closing Balance	0.00	0.00	0.00	0.00
Other Assets - Other Taxes Refundable / GST Payable/Refundable					
01/07/2022	Opening Balance	0.00	0.00	0.00	68.80
25/07/2022	Listed Security Sale	0.00	0.68	0.00	69.48

Date	Description	Quantity	Debits	Credits	Balance
11/11/2022	Unlisted Security Purchase	0.00	0.02	0.00	69.50
11/11/2022	Unlisted Security Purchase	0.00	0.03	0.00	69.53
11/11/2022	Unlisted Security Purchase	0.00	0.04	0.00	69.57
11/11/2022	Unlisted Security Purchase	0.00	0.13	0.00	69.70
25/01/2023	Transfer To SMSF Australia Pty Ltd CommBank App Daniel Fanning INV-1235	0.00	33.75	0.00	103.45
01/02/2023	Transfer To SMSF Australia Pty Ltd CommBank App Daniel Fanning INV-1242	0.00	84.38	0.00	187.83
23/06/2023	Direct Debit 457250 ESUPERFUND 540283_	0.00	74.93	0.00	262.76
30/06/2023	Closing Balance	0.00	0.00	0.00	262.76
Other Creditors and Accruals / Adviser Fee					
01/07/2022	Opening Balance	0.00	0.00	0.00	0.00
25/01/2023	Transfer To SMSF Australia Pty Ltd CommBank App Daniel Fanning INV-1235	0.00	0.00	495.00	495.00
25/01/2023	Transfer To SMSF Australia Pty Ltd CommBank App Daniel Fanning INV-1235	0.00	495.00	0.00	0.00
01/02/2023	Transfer To SMSF Australia Pty Ltd CommBank App Daniel Fanning INV-1242	0.00	0.00	1,237.50	1,237.50
01/02/2023	Transfer To SMSF Australia Pty Ltd CommBank App Daniel Fanning INV-1242	0.00	1,237.50	0.00	0.00
30/06/2023	Closing Balance	0.00	0.00	0.00	0.00
Other Creditors and Accruals / Fund Administration Fee					
01/07/2022	Opening Balance	0.00	0.00	0.00	0.00

Date	Description	Quantity	Debits	Credits	Balance
23/06/2023	Direct Debit 457250 ESUPERFUND 540283_	0.00	0.00	1,099.00	1,099.00
23/06/2023	Direct Debit 457250 ESUPERFUND 540283_	0.00	1,099.00	0.00	0.00
30/06/2023	Closing Balance	0.00	0.00	0.00	0.00
Income Tax Suspense					
01/07/2022	Opening Balance	0.00	0.00	0.00	0.00
28/09/2022	TAX OFFICE PAYMENTS CommBank app BPAY 7 2006452258148821 Tax	0.00	0.00	1,005.70	1,005.70
28/09/2022	TAX OFFICE PAYMENTS CommBank app BPAY 7 2006452258148821 Tax	0.00	1,005.70	0.00	0.00
30/06/2023	Closing Balance	0.00	0.00	0.00	0.00
Income Tax Payable / Income Tax Payable					
01/07/2022	Opening Balance	0.00	0.00	0.00	746.70
01/07/2022	Fund Tax Finalisation	0.00	0.00	1,312.95	2,059.65
28/09/2022	TAX OFFICE PAYMENTS CommBank app BPAY 7 2006452258148821 Tax	0.00	746.70	0.00	1,312.95
30/06/2023	Closing Balance	0.00	0.00	0.00	1,312.95
Income Tax Payable / Provision for Income Tax					
01/07/2022	Opening Balance	0.00	0.00	0.00	1,312.95
01/07/2022	Fund Tax Finalisation	0.00	1,312.95	0.00	0.00
12/07/2022	Tax Effect Of Income	0.00	0.00	13.32	13.32
22/07/2022	Tax Effect Of Income	0.00	0.00	12.24	25.56
08/08/2022	Tax Effect Of Income	0.00	0.00	4.46	30.02

Date	Description	Quantity	Debits	Credits	Balance
16/08/2022	Tax Effect Of Income	0.00	0.00	96.69	126.71
22/08/2022	Tax Effect Of Income	0.00	0.00	3.18	129.89
20/09/2022	Tax Effect Of Income	0.00	0.00	194.71	324.60
20/10/2022	Tax Effect Of Income	0.00	0.00	109.84	434.44
30/06/2023	Tax Effect Of Income	0.00	418.84	0.00	15.60
30/06/2023	Closing Balance	0.00	0.00	0.00	15.60
Fund Suspense / ANZ V2 Plus Account					
01/07/2022	Opening Balance	0.00	0.00	0.00	0.00
04/10/2022	DEPOSIT FROM ATO ATO735654185361004	0.00	0.00	77.00	77.00
04/10/2022	DEPOSIT FROM ATO ATO735654185361004	0.00	77.00	0.00	0.00
01/01/2023	QUARTERLY INTEREST	0.00	0.00	0.57	0.57
01/01/2023	QUARTERLY INTEREST	0.00	0.57	0.00	0.00
01/04/2023	QUARTERLY INTEREST	0.00	0.00	0.76	0.76
01/04/2023	QUARTERLY INTEREST	0.00	0.76	0.00	0.00
30/06/2023	Closing Balance	0.00	0.00	0.00	0.00
Fund Suspense / CBA Accelerator Account					
01/07/2022	Opening Balance	0.00	0.00	0.00	0.00
01/07/2022	Credit Interest	0.00	0.00	0.61	0.61
01/07/2022	Credit Interest	0.00	0.61	0.00	0.00

Date	Description	Quantity	Debits	Credits	Balance
12/07/2022	Direct Credit 481471 SuperChoice P/L PC110722-134134876	0.00	0.00	88.80	88.80
12/07/2022	Direct Credit 481471 SuperChoice P/L PC110722-134134876	0.00	88.80	0.00	0.00
22/07/2022	Direct Credit 481471 SuperChoice P/L PC210722-161406284	0.00	0.00	81.62	81.62
22/07/2022	Direct Credit 481471 SuperChoice P/L PC210722-161406284	0.00	81.62	0.00	0.00
27/07/2022	Direct Credit 062895 COMMONWEALTH SEC COMMSEC	0.00	0.00	367.16	367.16
27/07/2022	Direct Credit 062895 COMMONWEALTH SEC COMMSEC	0.00	367.16	0.00	0.00
01/08/2022	Credit Interest	0.00	0.00	1.24	1.24
01/08/2022	Credit Interest	0.00	1.24	0.00	0.00
08/08/2022	Direct Credit 481471 SuperChoice P/L PC050822-173894899	0.00	0.00	29.71	29.71
08/08/2022	Direct Credit 481471 SuperChoice P/L PC050822-173894899	0.00	29.71	0.00	0.00
16/08/2022	Direct Credit 481471 SuperChoice P/L PC090822-174269181	0.00	0.00	644.60	644.60
16/08/2022	Direct Credit 481471 SuperChoice P/L PC090822-174269181	0.00	644.60	0.00	0.00
22/08/2022	Direct Credit 481471 SuperChoice P/L PC190822-186403622	0.00	0.00	21.22	21.22
22/08/2022	Direct Credit 481471 SuperChoice P/L PC190822-186403622	0.00	21.22	0.00	0.00
01/09/2022	Credit Interest	0.00	0.00	3.67	3.67

Date	Description	Quantity	Debits	Credits	Balance
01/09/2022	Credit Interest	0.00	3.67	0.00	0.00
20/09/2022	Direct Credit 481471 SuperChoice P/L PC140922-150441566	0.00	0.00	1,298.06	1,298.06
20/09/2022	Direct Credit 481471 SuperChoice P/L PC140922-150441566	0.00	1,298.06	0.00	0.00
28/09/2022	TAX OFFICE PAYMENTS CommBank app BPAY 7 2006452258148821 Tax	0.00	0.00	1,005.70	1,005.70
28/09/2022	TAX OFFICE PAYMENTS CommBank app BPAY 7 2006452258148821 Tax	0.00	1,005.70	0.00	0.00
01/10/2022	Credit Interest	0.00	0.00	6.80	6.80
01/10/2022	Credit Interest	0.00	6.80	0.00	0.00
20/10/2022	Direct Credit 481471 SuperChoice P/L PC141022-124552369	0.00	0.00	732.24	732.24
20/10/2022	Direct Credit 481471 SuperChoice P/L PC141022-124552369	0.00	732.24	0.00	0.00
01/11/2022	Credit Interest	0.00	0.00	9.24	9.24
01/11/2022	Credit Interest	0.00	9.24	0.00	0.00
01/12/2022	Credit Interest	0.00	0.00	10.78	10.78
01/12/2022	Credit Interest	0.00	10.78	0.00	0.00
01/01/2023	Credit Interest	0.00	0.00	12.10	12.10
01/01/2023	Credit Interest	0.00	12.10	0.00	0.00
25/01/2023	Transfer To SMSF Australia Pty Ltd CommBank App Daniel Fanning INV-1235	0.00	0.00	495.00	495.00
25/01/2023	Transfer To SMSF Australia Pty Ltd CommBank App Daniel Fanning INV-1235	0.00	495.00	0.00	0.00

Date	Description	Quantity	Debits	Credits	Balance
01/02/2023	Credit Interest	0.00	0.00	12.43	12.43
01/02/2023	Credit Interest	0.00	12.43	0.00	0.00
01/02/2023	Transfer To SMSF Australia Pty Ltd CommBank App Daniel Fanning INV-1242	0.00	0.00	1,237.50	1,237.50
01/02/2023	Transfer To SMSF Australia Pty Ltd CommBank App Daniel Fanning INV-1242	0.00	1,237.50	0.00	0.00
01/03/2023	Credit Interest	0.00	0.00	9.69	9.69
01/03/2023	Credit Interest	0.00	9.69	0.00	0.00
01/04/2023	Credit Interest	0.00	0.00	11.96	11.96
01/04/2023	Credit Interest	0.00	11.96	0.00	0.00
01/05/2023	Credit Interest	0.00	0.00	12.18	12.18
01/05/2023	Credit Interest	0.00	12.18	0.00	0.00
01/06/2023	Credit Interest	0.00	0.00	13.36	13.36
01/06/2023	Credit Interest	0.00	13.36	0.00	0.00
23/06/2023	Direct Debit 457250 ESUPERFUND 540283_	0.00	0.00	1,099.00	1,099.00
23/06/2023	Direct Debit 457250 ESUPERFUND 540283_	0.00	1,099.00	0.00	0.00
30/06/2023	Closing Balance	0.00	0.00	0.00	0.00
Member Entitlement Accounts / Mr Daniel Fanning / Accumulation					
01/07/2022	Opening Balance	0.00	0.00	0.00	26,808.13
16/08/2022	Contribution Tax Withheld	0.00	96.69	0.00	26,711.44
16/08/2022	Direct Credit 481471 SuperChoice P/L PC090822-174269181	0.00	0.00	644.60	27,356.04

Date	Description	Quantity	Debits	Credits	Balance
20/09/2022	Contribution Tax Withheld	0.00	194.71	0.00	27,161.33
20/09/2022	Direct Credit 481471 SuperChoice P/L PC140922-150441566	0.00	0.00	1,298.06	28,459.39
20/10/2022	Contribution Tax Withheld	0.00	109.84	0.00	28,349.55
20/10/2022	Direct Credit 481471 SuperChoice P/L PC141022-124552369	0.00	0.00	732.24	29,081.79
30/06/2023	Income Taxes Allocated	0.00	0.00	276.32	29,358.11
30/06/2023	Investment Profit or Loss	0.00	2,066.99	0.00	27,291.12
30/06/2023	Closing Balance	0.00	0.00	0.00	27,291.12
Member Entitlement Accounts / Ms Jade Fisher / Accumulation					
01/07/2022	Opening Balance	0.00	0.00	0.00	14,564.49
12/07/2022	Contribution Tax Withheld	0.00	13.32	0.00	14,551.17
12/07/2022	Direct Credit 481471 SuperChoice P/L PC110722-134134876	0.00	0.00	88.80	14,639.97
22/07/2022	Contribution Tax Withheld	0.00	12.24	0.00	14,627.73
22/07/2022	Direct Credit 481471 SuperChoice P/L PC210722-161406284	0.00	0.00	81.62	14,709.35
08/08/2022	Contribution Tax Withheld	0.00	4.46	0.00	14,704.89
08/08/2022	Direct Credit 481471 SuperChoice P/L PC050822-173894899	0.00	0.00	29.71	14,734.60
22/08/2022	Contribution Tax Withheld	0.00	3.18	0.00	14,731.42
22/08/2022	Direct Credit 481471 SuperChoice P/L PC190822-186403622	0.00	0.00	21.22	14,752.64

Date	Description	Quantity	Debits	Credits	Balance
30/06/2023	Income Taxes Allocated	0.00	0.00	142.52	14,895.16
30/06/2023	Investment Profit or Loss	0.00	1,066.21	0.00	13,828.95
30/06/2023	Closing Balance	0.00	0.00	0.00	13,828.95

Self-managed superannuation fund annual return 2023

Who should complete this annual return?

Only self-managed superannuation funds (SMSFs) can complete this annual return. All other funds must complete the *Fund income tax return 2023* (NAT 71287).

- ! The *Self-managed superannuation fund annual return instructions 2023* (NAT 71606) (the instructions) can assist you to complete this annual return.
- The SMSF annual return cannot be used to notify us of a change in fund membership. You must update fund details via ABR.gov.au or complete the Change of details for superannuation entities form (NAT 3036).

To complete this annual return

- Print clearly, using a BLACK pen only.
- Use BLOCK LETTERS and print one character per box.

S M I T H S T

- Place X in ALL applicable boxes.

➤ Postal address for annual returns:

Australian Taxation Office
GPO Box 9845
[insert the name and postcode
of your capital city]

For example;

Australian Taxation Office
GPO Box 9845
SYDNEY NSW 2001

Section A: Fund information

1 **Tax file number (TFN)**

➤ To assist processing, write the fund's TFN at the top of pages 3, 5, 7 and 9.

- ! The ATO is authorised by law to request your TFN. You are not obliged to quote your TFN but not quoting it could increase the chance of delay or error in processing your annual return. See the Privacy note in the Declaration.

2 **Name of self-managed superannuation fund (SMSF)**

Fanning Superfund

3 **Australian business number (ABN)** (if applicable)

4 **Current postal address**

PO Box 230

Suburb/town

Glen Osmond

State/territory

SA

Postcode

5064

5 **Annual return status**

Is this an amendment to the SMSF's 2023 return?

A No Yes

Is this the first required return for a newly registered SMSF?

B No Yes

Fund's tax file number (TFN) *****

6 SMSF auditor

Auditor's name

Title: MR

Family name

Boys

First given name

Anthony

Other given names

SMSF Auditor Number

100014140

Auditor's phone number

04

10702708

Postal address

PO Box 3376

Suburb/town

Rundle Mall

State/territory

SA

Postcode

5000

Date audit was completed

A

Day Month Year

Was Part A of the audit report qualified?

B No Yes

Was Part B of the audit report qualified?

C No Yes

If Part B of the audit report was qualified, have the reported issues been rectified?

D No Yes **7 Electronic funds transfer (EFT)**

We need your self-managed super fund's financial institution details to pay any super payments and tax refunds owing to you.

A Fund's financial institution account details

This account is used for super contributions and rollovers. Do not provide a tax agent account here.

Fund BSB number 067167

Fund account number 25182642

Fund account name

Jade Fisher & Daniel Fanning ATF Fanning Superfund

I would like my tax refunds made to this account. Go to C.**B Financial institution account details for tax refunds**

This account is used for tax refunds. You can provide a tax agent account here.

BSB number

Account number

Account name

C Electronic service address alias

Provide the electronic service address alias (ESA) issued by your SMSF messaging provider. (For example, SMSFdataESAAlias). See instructions for more information.

smsfdataflow

Fund's tax file number (TFN)

8 Status of SMSF Australian superannuation fund **A** No Yes Fund benefit structure **B** Code
 Does the fund trust deed allow acceptance of the Government's Super Co-contribution and Low Income Super Amounts? **C** No Yes

9 Was the fund wound up during the income year?
 No Yes If yes, provide the date on which the fund was wound up Have all tax lodgment and payment obligations been met? No Yes

10 Exempt current pension income
 Did the fund pay retirement phase superannuation income stream benefits to one or more members in the income year?

⊖ To claim a tax exemption for current pension income, you must pay at least the minimum benefit payment under the law. Record exempt current pension income at Label **A**.

No Go to Section B: Income.

Yes Exempt current pension income amount **A** \$.00

Which method did you use to calculate your exempt current pension income?

Segregated assets method **B**

Unsegregated assets method **C** Was an actuarial certificate obtained? **D** Yes

Did the fund have any other income that was assessable?

E Yes Go to Section B: Income.

No Choosing 'No' means that you do not have any assessable income, including no-TFN quoted contributions. Go to Section C: Deductions and non-deductible expenses. (Do **not** complete Section B: Income.)

⊖ If you are entitled to claim any tax offsets, you can list these at Section D: Income tax calculation statement.

Fund's tax file number (TFN)

Section B: Income

Do not complete this section if all superannuation interests in the SMSF were supporting superannuation income streams in the retirement phase for the **entire year**, there was **no** other income that was assessable, and you **have not** realised a deferred notional gain. If you are entitled to claim any tax offsets, you can record these at Section D: Income tax calculation statement.

11 Income

Did you have a capital gains tax (CGT) event during the year? **G** No Yes

If the total capital loss or total capital gain is greater than \$10,000 or you elected to use the transitional CGT relief in 2017 and the deferred notional gain has been realised, complete and attach a *Capital gains tax (CGT) schedule 2023*.

Have you applied an exemption or rollover? **M** No Yes Code

Net capital gain **A** \$ -00

Gross rent and other leasing and hiring income **B** \$ -00

Gross interest **C** \$ -00

Forestry managed investment scheme income **X** \$ -00

Gross foreign income D1 \$ <input type="text" value="0"/> -00	Net foreign income D \$ <input type="text" value="0"/> -00	Loss <input type="checkbox"/>
--	---	-------------------------------

Australian franking credits from a New Zealand company **E** \$ -00

Transfers from foreign funds **F** \$ -00 Number

Gross payments where ABN not quoted **H** \$ -00

Calculation of assessable contributions	
Assessable employer contributions R1 \$ <input type="text" value="2896"/> -00	
plus Assessable personal contributions R2 \$ <input type="text" value="0"/> -00	
plus **No-TFN-quoted contributions R3 \$ <input type="text" value="0"/> -00 <i>(an amount must be included even if it is zero)</i>	
less Transfer of liability to life insurance company or PST R6 \$ <input type="text" value="0"/> -00	

Gross distribution from partnerships I \$ <input type="text" value="0"/> -00	Loss <input type="checkbox"/>
*Unfranked dividend amount J \$ <input type="text" value="0"/> -00	
*Franked dividend amount K \$ <input type="text" value="0"/> -00	
*Dividend franking credit L \$ <input type="text" value="0"/> -00	
*Gross trust distributions M \$ <input type="text" value="0"/> -00	Code <input type="text"/>

Assessable contributions (R1 plus R2 plus R3 less R6) **R** \$ -00

Calculation of non-arm's length income	
*Net non-arm's length private company dividends U1 \$ <input type="text" value="0"/> -00	
plus *Net non-arm's length trust distributions U2 \$ <input type="text" value="0"/> -00	
plus *Net other non-arm's length income U3 \$ <input type="text" value="0"/> -00	

*Other income S \$ <input type="text" value="0"/> -00	Code <input type="text"/>
*Assessable income due to changed tax status of fund T \$ <input type="text" value="0"/> -00	
Net non-arm's length income (subject to 45% tax rate) (U1 plus U2 plus U3) U \$ <input type="text" value="0"/> -00	

#This is a mandatory label.
*If an amount is entered at this label, check the instructions to ensure the correct tax treatment has been applied.

GROSS INCOME (Sum of labels A to U) **W** \$ -00 Loss

Exempt current pension income **Y** \$ -00

TOTAL ASSESSABLE INCOME (W less Y) **V** \$ -00 Loss

Fund's tax file number (TFN)

Section C: Deductions and non-deductible expenses

12 Deductions and non-deductible expenses

Under 'Deductions' list all expenses and allowances you are entitled to claim a deduction for. Under 'Non-deductible expenses', list all other expenses or normally allowable deductions that you cannot claim as a deduction (for example, all expenses related to exempt current pension income should be recorded in the 'Non-deductible expenses' column).

	DEDUCTIONS	NON-DEDUCTIBLE EXPENSES
Interest expenses within Australia	A1 \$ <input type="text" value="0"/> -00	A2 \$ <input type="text" value="0"/> -00
Interest expenses overseas	B1 \$ <input type="text" value="0"/> -00	B2 \$ <input type="text" value="0"/> -00
Capital works expenditure	D1 \$ <input type="text" value="0"/> -00	D2 \$ <input type="text" value="0"/> -00
Decline in value of depreciating assets	E1 \$ <input type="text" value="0"/> -00	E2 \$ <input type="text" value="0"/> -00
Insurance premiums – members	F1 \$ <input type="text" value="0"/> -00	F2 \$ <input type="text" value="0"/> -00
SMSF auditor fee	H1 \$ <input type="text" value="0"/> -00	H2 \$ <input type="text" value="0"/> -00
Investment expenses	I1 \$ <input type="text" value="0"/> -00	I2 \$ <input type="text" value="0"/> -00
Management and administration expenses	J1 \$ <input type="text" value="2638"/> -00	J2 \$ <input type="text" value="0"/> -00
Forestry managed investment scheme expense	U1 \$ <input type="text" value="0"/> -00	U2 \$ <input type="text" value="0"/> -00
Other amounts	L1 \$ <input type="text" value="259"/> -00	L2 \$ <input type="text" value="0"/> -00
	Code <input type="text" value="0"/>	Code <input type="text" value=""/>
Tax losses deducted	M1 \$ <input type="text" value="0"/> -00	

TOTAL DEDUCTIONS
N \$ -00
 (Total **A1** to **M1**)

TOTAL NON-DEDUCTIBLE EXPENSES
Y \$ -00
 (Total **A2** to **L2**)

#TAXABLE INCOME OR LOSS
O \$ -00 Loss
 (TOTAL ASSESSABLE INCOME less TOTAL DEDUCTIONS)

TOTAL SMSF EXPENSES
Z \$ -00
 (N plus Y)

#This is a mandatory label.

Fund's tax file number (TFN) *****

Section D: Income tax calculation statement

#Important:

Section B label **R3**, Section C label **O** and Section D labels **A, T1, J, T5** and **I** are mandatory. If you leave these labels blank, you will have specified a zero amount.

13 Calculation statement

Please refer to the *Self-managed superannuation fund annual return instructions 2023* on how to complete the calculation statement.

#Taxable income	A	\$	<input type="text" value="104"/>	-00
<i>(an amount must be included even if it is zero)</i>				
#Tax on taxable income	T1	\$	<input type="text" value="15.60"/>	
<i>(an amount must be included even if it is zero)</i>				
#Tax on no-TFN-quoted contributions	J	\$	<input type="text" value="0"/>	
<i>(an amount must be included even if it is zero)</i>				

Gross tax **B** \$
(T1 plus J)

Foreign income tax offset	C1	\$	<input type="text" value="0"/>	
Rebates and tax offsets	C2	\$	<input type="text"/>	
Non-refundable non-carry forward tax offsets	C	\$	<input type="text" value="0"/>	
<i>(C1 plus C2)</i>				

SUBTOTAL 1
T2 \$
(B less C – cannot be less than zero)

Early stage venture capital limited partnership tax offset	D1	\$	<input type="text" value="0"/>	
Early stage venture capital limited partnership tax offset carried forward from previous year	D2	\$	<input type="text" value="0"/>	
Early stage investor tax offset	D3	\$	<input type="text" value="0"/>	
Early stage investor tax offset carried forward from previous year	D4	\$	<input type="text" value="0"/>	
Non-refundable carry forward tax offsets	D	\$	<input type="text" value="0"/>	
<i>(D1 plus D2 plus D3 plus D4)</i>				

SUBTOTAL 2
T3 \$
(T2 less D – cannot be less than zero)

Complying fund's franking credits tax offset	E1	\$	<input type="text"/>	
No-TFN tax offset	E2	\$	<input type="text"/>	
National rental affordability scheme tax offset	E3	\$	<input type="text"/>	
Exploration credit tax offset	E4	\$	<input type="text"/>	
Refundable tax offsets	E	\$	<input type="text" value="0"/>	
<i>(E1 plus E2 plus E3 plus E4)</i>				

#TAX PAYABLE **T5** \$
(T3 less E – cannot be less than zero)

Section 102AAM interest charge
G \$

Fund's tax file number (TFN)

Credit for tax withheld – foreign resident withholding (excluding capital gains)	
H2 \$	<input type="text"/>
Credit for tax withheld – where ABN or TFN not quoted (non-individual)	
H3 \$	<input type="text" value="0"/>
Credit for TFN amounts withheld from payments from closely held trusts	
H5 \$	<input type="text"/>
Credit for interest on no-TFN tax offset	
H6 \$	<input type="text"/>
Credit for foreign resident capital gains withholding amounts	
H8 \$	<input type="text"/>
Eligible credits	
H \$	<input type="text" value="0"/>
<i>(H2 plus H3 plus H5 plus H6 plus H8)</i>	

#Tax offset refunds <small>(Remainder of refundable tax offsets)</small>	I \$	<input type="text" value="0"/>
<small>(unused amount from label E – an amount must be included even if it is zero)</small>		

PAYG instalments raised

K \$

Supervisory levy

L \$

Supervisory levy adjustment for wound up funds

M \$

Supervisory levy adjustment for new funds

N \$

AMOUNT DUE OR REFUNDABLE <small>A positive amount at S is what you owe, while a negative amount is refundable to you.</small>	S \$	<input type="text" value="274.60"/>
<small>(T5 plus G less H less I less K plus L less M plus N)</small>		

#This is a mandatory label.

Section E: Losses

14 Losses

! If total loss is greater than \$100,000, complete and attach a *Losses schedule 2023*.

Tax losses carried forward to later income years	U \$	<input type="text" value="0"/>	-00
Net capital losses carried forward to later income years	V \$	<input type="text" value="1554"/>	-00

Fund's tax file number (TFN) *****

Section F: Member information

MEMBER 1

Title: MR

Family name

Fanning

First given name

Daniel

Other given names

Stephen

Member's TFN

See the Privacy note in the Declaration. *****

Day Month Year

Date of birth 04/09/1989

Contributions

OPENING ACCOUNT BALANCE \$ 26808.13

Refer to instructions for completing these labels.

Employer contributions

A \$ 2674.90

ABN of principal employer

A1

Personal contributions

B \$ 0

CGT small business retirement exemption

C \$ 0

CGT small business 15-year exemption amount

D \$ 0

Personal injury election

E \$ 0

Spouse and child contributions

F \$ 0

Other third party contributions

G \$ 0

Proceeds from primary residence disposal

H \$ 0

Receipt date

Day Month Year

H1

Assessable foreign superannuation fund amount

I \$ 0

Non-assessable foreign superannuation fund amount

J \$ 0

Transfer from reserve: assessable amount

K \$ 0

Transfer from reserve: non-assessable amount

L \$ 0

Contributions from non-complying funds and previously non-complying funds

T \$ 0

Any other contributions (including Super Co-contributions and Low Income Super Amounts)

M \$ 0

TOTAL CONTRIBUTIONS N \$ 2674.90

(Sum of labels A to M)

Other transactions

Allocated earnings or losses

O \$ 2191.91

Loss

L

Inward rollovers and transfers

P \$ 0

Outward rollovers and transfers

Q \$ 0

Lump Sum payments

R1 \$

Income stream payments

R2 \$

Code

Code

Accumulation phase account balance

S1 \$ 27291.12

Retirement phase account balance - Non CDBIS

S2 \$ 0

Retirement phase account balance - CDBIS

S3 \$ 0

0 TRIS Count

CLOSING ACCOUNT BALANCE S \$ 27291.12

(S1 plus S2 plus S3)

Accumulation phase value X1 \$

Retirement phase value X2 \$

Outstanding limited recourse borrowing arrangement amount Y \$

Fund's tax file number (TFN)

MEMBER 2

Title:

Family name

First given name

Other given names

Member's TFN
See the Privacy note in the Declaration.

Date of birth (Day Month Year)

Contributions

OPENING ACCOUNT BALANCE \$

! Refer to instructions for completing these labels.

Proceeds from primary residence disposal
H \$

Employer contributions
A \$

Receipt date (Day Month Year)
H1

ABN of principal employer
A1

Assessable foreign superannuation fund amount
I \$

Personal contributions
B \$

Non-assessable foreign superannuation fund amount
J \$

CGT small business retirement exemption
C \$

Transfer from reserve: assessable amount
K \$

CGT small business 15-year exemption amount
D \$

Transfer from reserve: non-assessable amount
L \$

Personal injury election
E \$

Contributions from non-complying funds and previously non-complying funds
T \$

Spouse and child contributions
F \$

Any other contributions (including Super Co-contributions and Low Income Super Amounts)
M \$

Other third party contributions
G \$

TOTAL CONTRIBUTIONS N \$
(Sum of labels **A** to **M**)

Other transactions

Allocated earnings or losses **O** \$ Loss

Accumulation phase account balance
S1 \$

Inward rollovers and transfers **P** \$

Retirement phase account balance - Non CDBIS
S2 \$

Outward rollovers and transfers **Q** \$

Retirement phase account balance - CDBIS
S3 \$

Lump Sum payments **R1** \$

Income stream payments **R2** \$

TRIS Count

CLOSING ACCOUNT BALANCE S \$
(**S1** plus **S2** plus **S3**)

Accumulation phase value **X1** \$

Retirement phase value **X2** \$

Outstanding limited recourse borrowing arrangement amount **Y** \$

Fund's tax file number (TFN)

Section H: Assets and liabilities

15 ASSETS

15a Australian managed investments

Listed trusts **A** \$ -00
 Unlisted trusts **B** \$ -00
 Insurance policy **C** \$ -00
 Other managed investments **D** \$ -00

15b Australian direct investments

Limited recourse borrowing arrangements
 Australian residential real property
J1 \$ -00
 Australian non-residential real property
J2 \$ -00
 Overseas real property
J3 \$ -00
 Australian shares
J4 \$ -00
 Overseas shares
J5 \$ -00
 Other
J6 \$ -00
 Property count
J7

Cash and term deposits **E** \$ -00
 Debt securities **F** \$ -00
 Loans **G** \$ -00
 Listed shares **H** \$ -00
 Unlisted shares **I** \$ -00
 Limited recourse borrowing arrangements **J** \$ -00
 Non-residential real property **K** \$ -00
 Residential real property **L** \$ -00
 Collectables and personal use assets **M** \$ -00
 Other assets **O** \$ -00

15c Other investments

Crypto-Currency **N** \$ -00

15d Overseas direct investments

Overseas shares **P** \$ -00
 Overseas non-residential real property **Q** \$ -00
 Overseas residential real property **R** \$ -00
 Overseas managed investments **S** \$ -00
 Other overseas assets **T** \$ -00

TOTAL AUSTRALIAN AND OVERSEAS ASSETS **U** \$ -00
 (Sum of labels **A** to **T**)

15e In-house assets

Did the fund have a loan to, lease to or investment in, related parties (known as in-house assets) at the end of the income year?
A No Yes \$ -00

Fund's tax file number (TFN)

15f Limited recourse borrowing arrangements

If the fund had an LRBA were the LRBA borrowings from a licensed financial institution? **A** No Yes

Did the members or related parties of the fund use personal guarantees or other security for the LRBA? **B** No Yes

16 LIABILITIES

Borrowings for limited recourse borrowing arrangements	V1 \$ <input type="text" value=""/>	-00		
Permissible temporary borrowings	V2 \$ <input type="text" value=""/>	-00		
Other borrowings	V3 \$ <input type="text" value=""/>	-00	Borrowings	V \$ <input type="text" value="0"/>
				-00
Total member closing account balances (total of all CLOSING ACCOUNT BALANCES from Sections F and G)			W \$	<input type="text" value="41120"/>
				-00
Reserve accounts	X \$	<input type="text" value="0"/>		-00
Other liabilities	Y \$	<input type="text" value="1328"/>		-00
TOTAL LIABILITIES			Z \$	<input type="text" value="42448"/>
				-00

Section I: Taxation of financial arrangements

17 Taxation of financial arrangements (TOFA)

Total TOFA gains **H** \$

Total TOFA losses **I** \$

Section J: Other information

Family trust election status

If the trust or fund has made, or is making, a family trust election, write the four-digit **income year specified** of the election (for example, for the 2022–23 income year, write **2023**). **A**

If revoking or varying a family trust election, print **R** for revoke or print **V** for variation, and complete and attach the *Family trust election, revocation or variation 2023*. **B**

Interposed entity election status

If the trust or fund has an existing election, write the earliest income year specified. If the trust or fund is making one or more elections this year, write the earliest income year being specified and complete an *Interposed entity election or revocation 2023* for each election. **C**

If revoking an interposed entity election, print **R**, and complete and attach the *Interposed entity election or revocation 2023*. **D**

Section K: **Declarations**

 Penalties may be imposed for false or misleading information in addition to penalties relating to any tax shortfalls.

Important

Before making this declaration check to ensure that all income has been disclosed and the annual return, all attached schedules and any additional documents are true and correct in every detail. If you leave labels blank, you will have specified a zero amount or the label was not applicable to you. If you are in doubt about any aspect of the annual return, place all the facts before the ATO.

Privacy

The ATO is authorised by the *Taxation Administration Act 1953* to request the provision of tax file numbers (TFNs). We will use the TFN to identify the entity in our records. It is not an offence not to provide the TFN. However if you do not provide the TFN, the processing of this form may be delayed.

Taxation law authorises the ATO to collect information and disclose it to other government agencies. For information about your privacy go to ato.gov.au/privacy

TRUSTEE'S OR DIRECTOR'S DECLARATION:

I declare that, the current trustees and directors have authorised this annual return and it is documented as such in the SMSF's records. I have received a copy of the audit report and are aware of any matters raised therein. The information on this annual return, including any attached schedules and additional documentation is true and correct.

Authorised trustee's, director's or public officer's signature

Date Day / Month / Year

Preferred trustee or director contact details:

Title:

Family name

First given name

Other given names

Phone number

Email address

Non-individual trustee name (if applicable)

ABN of non-individual trustee

Time taken to prepare and complete this annual return Hrs

 The Commissioner of Taxation, as Registrar of the Australian Business Register, may use the ABN and business details which you provide on this annual return to maintain the integrity of the register. For further information, refer to the instructions.

TAX AGENT'S DECLARATION:

I declare that the *Self-managed superannuation fund annual return 2023* has been prepared in accordance with information provided by the trustees, that the trustees have given me a declaration stating that the information provided to me is true and correct, and that the trustees have authorised me to lodge this annual return.

Tax agent's signature

Date Day / Month / Year

Tax agent's contact details

Title:

Family name

First given name

Other given names

Tax agent's practice

Tax agent's phone number

Reference number

Tax agent number

Fanning Superfund
Investment Revaluation as at 30 June 2023

Investment		Price Date	Market Price	Quantity	Market Value	Change in Market Value
Listed Securities Market						
FLT	Flight Centre Travel Group Limited (ASX:FLT)	30 Jun 2023	19.05000	0.00000	0.00	45.67
Unlisted Market						
BCHCOIN	Bitcoin Cash	30 Jun 2023	456.31569	0.21312	97.25	63.28
BTCCOIN	Bitcoin	30 Jun 2023	45,618.75000	0.00160	72.99	1,191.29
DOGECOIN	Dogecoin	30 Jun 2023	0.09969	1,704.55676	169.92	(68.52)
ETHEREUM	Ethereum	30 Jun 2023	2,900.65557	0.01983	57.52	17.00
LOAN	Loans to Unrelated Entities			1.00000	33,500.00	0.00
LUNCCOIN	Terra Classic	30 Jun 2023	0.00013	192,625.02744	25.22	(34.49)
Unlisted Market Total					33,922.90	1,168.56
Fund Total					33,922.90	1,214.23

Fanning Superfund
Investment Income Comparison Report
 For the period 1 July 2022 to 30 June 2023

Payment Date	Income Type	Ledger Data		Diff *	Announcement Data				
		Total Income	Tax Credits+		Quantity	Held < 45 Days	Amount Per Unit	Total Income	Tax Credits+
Cash At Bank									
ANZ.BACCT: ANZ V2 Plus Account									
01/01/2023	Interest	0.57	0.00						
01/04/2023	Interest	0.76	0.00						
		1.33	0.00						
CBA.BACCT: CBA Accelerator Account									
01/07/2022	Interest	0.61	0.00						
01/08/2022	Interest	1.24	0.00						
01/09/2022	Interest	3.67	0.00						
01/10/2022	Interest	6.80	0.00						
01/11/2022	Interest	9.24	0.00						
01/12/2022	Interest	10.78	0.00						
01/01/2023	Interest	12.10	0.00						
01/02/2023	Interest	12.43	0.00						
01/03/2023	Interest	9.69	0.00						
01/04/2023	Interest	11.96	0.00						
01/05/2023	Interest	12.18	0.00						
01/06/2023	Interest	13.36	0.00						
		104.06	0.00						
Total		105.39	0.00						

+Note: Tax Credits refer to franking credits for domestic income and foreign tax credits where the income is foreign in nature.

Fanning Superfund
Tax Accounting Reconciliation
For the period 1 July 2022 to 30 June 2023

Operating Statement Profit vs. Provision for Income Tax	2023
	\$
Benefits Accrued as a Result of Operations before Income Tax	(236.95)
<u>ADD:</u>	
Realised Capital Losses	1,555.38
<u>LESS:</u>	
Increase in Market Value	1,214.23
Rounding	0.20
Taxable Income or Loss	104.00

	Income Amount	Tax Amount
Gross Tax @ 15% for Concessional Income	104.00	15.60
Gross Tax @ 45% for Net Non-Arm's Length Income	0.00	0.00
No-TFN Quoted Contributions @ 32%	0.00	0.00
Change in Carried Forward Losses	0.00	0.00
Provision for Income Tax		15.60

Provision for Income Tax vs. Income Tax Expense

Provision for Income Tax	15.60
Income Tax Expense	15.60

Provision for Income Tax vs. Income Tax Payable

Provision for Income Tax	15.60
Income Tax Payable (Receivable)	15.60

Exempt Current Pension Income Settings

Pension Exempt % (Actuarial)	0.0000%
Pension Exempt % (Expenses)	0.0000%
Assets Segregated For Pensions	No

Fanning Superfund
Statement of Taxable Income
For the Period from 1 July 2022 to 30 June 2023

Description	Investment Reference	Date	Tax Return Ref.	Amount
			Section B	
Income				
Net Capital Gain				
Deferred Capital Gain Realised		30 Jun 2023	A	0.00
Less Capital Losses Applied		30 Jun 2023	A	0.00
Less Discount		30 Jun 2023	A	0.00
Total Net Capital Gain			A	0.00
Total Gross Rent and Other Leasing & Hiring Income			B	0.00
Gross Interest				
QUARTERLY INTEREST	ANZ.BACCT: ANZ V2 Plus Account	01 Jan 2023	C	0.57
QUARTERLY INTEREST	ANZ.BACCT: ANZ V2 Plus Account	01 Apr 2023	C	0.76
Credit Interest	CBA.BACCT: CBA Accelerator Account	01 Jul 2022	C	0.61
Credit Interest	CBA.BACCT: CBA Accelerator Account	01 Aug 2022	C	1.24
Credit Interest	CBA.BACCT: CBA Accelerator Account	01 Sep 2022	C	3.67
Credit Interest	CBA.BACCT: CBA Accelerator Account	01 Oct 2022	C	6.80
Credit Interest	CBA.BACCT: CBA Accelerator Account	01 Nov 2022	C	9.24
Credit Interest	CBA.BACCT: CBA Accelerator Account	01 Dec 2022	C	10.78
Credit Interest	CBA.BACCT: CBA Accelerator Account	01 Jan 2023	C	12.10
Credit Interest	CBA.BACCT: CBA Accelerator Account	01 Feb 2023	C	12.43
Credit Interest	CBA.BACCT: CBA Accelerator Account	01 Mar 2023	C	9.69
Credit Interest	CBA.BACCT: CBA Accelerator Account	01 Apr 2023	C	11.96
Credit Interest	CBA.BACCT: CBA Accelerator Account	01 May 2023	C	12.18
Credit Interest	CBA.BACCT: CBA Accelerator Account	01 Jun 2023	C	13.36
Less Rounding			C	(0.39)
Total Gross Interest			C	105.00
Total Forestry Managed Investment Scheme Income			X	0.00
Total Net Foreign Income			D	0.00
Total Australian Franking Credits from a New Zealand Company			E	0.00
Total Transfers from Foreign Funds			F	0.00
Total Gross Payments where ABN not quoted			H	0.00
Total Gross Distribution from Partnerships			I	0.00
Total Unfranked Dividend Amount			J	0.00
Total Franked Dividend Amount			K	0.00
Total Dividend Franking Credit			L	0.00
Total Gross Trust Distributions			M	0.00
Assessable Employer Contributions				
Direct Credit 481471 SuperChoice P/L PC090822-174269181	1: Daniel Fanning	16 Aug 2022	R1	644.60
Direct Credit 481471 SuperChoice P/L PC140922-150441566	1: Daniel Fanning	20 Sep 2022	R1	1,298.06

Fanning Superfund
Statement of Taxable Income
For the Period from 1 July 2022 to 30 June 2023

Description	Investment Reference	Date	Tax Return	
			Ref.	Amount
Direct Credit 481471 SuperChoice P/L PC141022-124552369	1: Daniel Fanning	20 Oct 2022	R1	732.24
Direct Credit 481471 SuperChoice P/L PC110722-134134876	2: Jade Fisher	12 Jul 2022	R1	88.80
Direct Credit 481471 SuperChoice P/L PC210722-161406284	2: Jade Fisher	22 Jul 2022	R1	81.62
Direct Credit 481471 SuperChoice P/L PC050822-173894899	2: Jade Fisher	08 Aug 2022	R1	29.71
Direct Credit 481471 SuperChoice P/L PC190822-186403622	2: Jade Fisher	22 Aug 2022	R1	21.22
<i>Less Rounding</i>			R1	(0.25)
Total Assessable Employer Contributions			R1	2,896.00
Total Assessable Personal Contributions			R2	0.00
Total No-TFN quoted contributions			R3	0.00
Total Transfer of Liability to life insurance company or PST			R6	0.00
Total Assessable Contributions			R	2,896.00
Total Other Income			S	0.00
Total Assessable Income Due to Changed Tax Status of Fund			T	0.00
Total Net Non-arm's Length Income			U	0.00
Total Exempt Current Pension Income			Y	0.00
Total Assessable Income				3,001.00
Deductions			Section C	
Total Interest Expenses within Australia			A	0.00
Total Interest Expenses Overseas			B	0.00
Total Capital Works Deductions			D	0.00
Total Deduction for Decline in Value of Depreciating Assets			E	0.00
Total Death or Disability Premiums			F	0.00
Total Death Benefit Increase			G	0.00
Total Approved Auditor Fee			H	0.00
Total Investment Expenses			I	0.00
Management and Administration Expenses				
Transfer To SMSF Australia Pty Ltd CommBank App Daniel Fanning INV-1235		25 Jan 2023	J	461.25
Transfer To SMSF Australia Pty Ltd CommBank App Daniel Fanning INV-1242		01 Feb 2023	J	1,153.12
Direct Debit 457250 ESUPERFUND 540283_ <i>Less Rounding</i>		23 Jun 2023	J	1,024.07 (0.44)
Total Management and Administration Expenses			J	2,638.00
Total Forestry Managed Investment Scheme Deduction			U	0.00
Other Deductions				
TAX OFFICE PAYMENTS CommBank app BPAY 7 2006452258148821 Tax		28 Sep 2022	L	259.00
Total Other Deductions			L	259.00

Fanning Superfund
Statement of Taxable Income
For the Period from 1 July 2022 to 30 June 2023

Description	Investment Reference	Date	Tax Return Ref.	Amount
Tax Losses Deducted				
Tax Losses Brought Forward		30 Jun 2023	M	0.00
Less Net Exempt Income		30 Jun 2023	M	0.00
Total Tax Losses Deducted			M	0.00
Total Deductions				2,897.00
Taxable Income or Loss		(V - N)	O	104.00

Income Tax Calculation Statement

Section D

Gross Tax

Gross Tax @ 15% for Concessional Income		30 Jun 2023	T1	15.60
Gross Tax @ 45% for Net Non-Arm's Length Income		30 Jun 2023	T1	0.00
No-TFN Quoted Contributions @ 32%		30 Jun 2023	J	0.00

Total Gross Tax				15.60
------------------------	--	--	--	--------------

Total Credit: Foreign Tax Income Offset			C1	0.00
--	--	--	-----------	-------------

Total Credit: Rebates and Tax Offset			C2	0.00
---	--	--	-----------	-------------

Rebates and Offsets			C	0.00
----------------------------	--	--	----------	-------------

SUBTOTAL				15.60
-----------------	--	--	--	--------------

Total Credit: Refundable Franking Credits			E1	0.00
--	--	--	-----------	-------------

Total Credit: No-TFN Tax Offset			E2	0.00
--	--	--	-----------	-------------

Total Credit: Refundable National Rental Affordability Scheme Tax Offset			E3	0.00
---	--	--	-----------	-------------

Total Credit: Interest on Early Payments			H1	0.00
---	--	--	-----------	-------------

Total Credit: Foreign Resident Withholding			H2	0.00
---	--	--	-----------	-------------

Total Credit: ABN/TFN Not Quoted (Non-Individual)			H3	0.00
--	--	--	-----------	-------------

Total Credit: Interest on No-TFN Tax Offset			H6	0.00
--	--	--	-----------	-------------

Total Eligible Credits				0.00
-------------------------------	--	--	--	-------------

Net Tax Payable				15.60
------------------------	--	--	--	--------------

Total PAYG Instalments Raised			K	0.00
--------------------------------------	--	--	----------	-------------

Total Supervisory Levy			L	259.00
-------------------------------	--	--	----------	---------------

Total Supervisory Levy Adjustment for Wound Up Funds			M	0.00
---	--	--	----------	-------------

Total Supervisory Levy Adjustment for New Funds			N	0.00
--	--	--	----------	-------------

Total Amount Due / (Refundable)				274.60
--	--	--	--	---------------

Fanning Superfund

Members Summary Report - For the period 1/07/2022 to 30/06/2023

Member's Detail	Opening Balance	Increases				Decreases					Closing Balance
		Contrib	Tran In	Profit	Ins Proc	Tax	Exp	Ins Prem	Tran Out	Ben Paid	
Mr Daniel Fanning											
62 Findlay Street Burpengary QLD 4505											
Accumulation Accumulation	26,808.13	2,674.90	0.00	(2,066.99)	0.00	(124.92)	0.00	0.00	0.00	0.00	27,291.12
	26,808.13	2,674.90	0.00	(2,066.99)	0.00	(124.92)	0.00	0.00	0.00	0.00	27,291.12
Ms Jade Fisher											
62 Findlay Street BurpengaryQLD QLD 4505											
Accumulation Accumulation	14,564.49	221.35	0.00	(1,066.21)	0.00	109.32	0.00	0.00	0.00	0.00	13,828.95
	14,564.49	221.35	0.00	(1,066.21)	0.00	109.32	0.00	0.00	0.00	0.00	13,828.95
	41,372.62	2,896.25	0.00	(3,133.20)	0.00	(15.60)	0.00	0.00	0.00	0.00	41,120.07

Fanning Superfund
Investment Summary as at 30 June 2023

Investment	Units	Average Cost Price	Market Price	Accounting Cost	Market Value	Unrealised Accounting Gain/(Loss)	Accounting Gain/(Loss) (%)	Portfolio Weight (%)
<u>Bank</u>								
ANZ V2 Plus Account				78.33	78.33			0.19%
CBA Accelerator Account				8,184.63	8,184.63			19.40%
				8,262.96	8,262.96			19.59%
<u>Unlisted Market</u>								
Bitcoin Cash	0.21312	159.3938	456.3157	33.97	97.25	63.28	186.28%	0.23%
Bitcoin	0.00160	70,918.7500	45,618.7500	113.47	72.99	(40.48)	(35.67)%	0.17%
Dogecoin	1,704.55676	0.1399	0.0997	238.44	169.92	(68.52)	(28.74)%	0.40%
Ethereum	0.01983	2,043.3686	2,900.6556	40.52	57.52	17.00	41.95%	0.14%
Loans to Unrelated Entities		0.0000	0.0000	33,500.00	33,500.00	0.00	0.00%	79.41%
Terra Classic	192,625.02744	0.0003	0.0001	59.71	25.22	(34.49)	(57.76)%	0.06%
				33,986.11	33,922.90	(63.21)	(0.19)%	80.41%
				42,249.07	42,185.86	(63.21)	(0.15)%	100.00%

The accounting cost is the original cost base adjusted by any subsequent capital call/improvement or capital return transactions. In many cases, it is not the same as the adjusted or reduced cost base, or the reset cost base resulting from the CGT relief. To view the tax cost base and unrealised gain/(loss) for tax purposes refer to the Unrealised Capital Gains Report or change the report parameter to tax cost base.

Fanning Superfund
Investment Income Summary
For the period 1 July 2022 to 30 June 2023

Total Income	Add			Less					Taxable Income (excluding Capital Gains)	Indexed Capital Gains *	Discounted Capital Gains *	Other Capital Gains *	CGT Concession Amount *	
	Franking Credits	Foreign Credits	TFN Credits	Tax Free	Tax Exempt	Tax Deferred	Distributed Capital Gains	GST						
<u>Bank</u>														
ANZ V2 Plus Account														
1.33	0.00	0.00	0.00	0.00	0.00	0.00	0.00	0.00	1.33	0.00	0.00	0.00	0.00	0.00
CBA Accelerator Account														
104.06	0.00	0.00	0.00	0.00	0.00	0.00	0.00	0.00	104.06	0.00	0.00	0.00	0.00	0.00
105.39	0.00	0.00	0.00	0.00	0.00	0.00	0.00	0.00	105.39	0.00	0.00	0.00	0.00	0.00
105.39	0.00	0.00	0.00	0.00	0.00	0.00	0.00	0.00	105.39	0.00	0.00	0.00	0.00	0.00

* Distributed capital gains components correspond to the cash amount received. You should refer to Realised Capital Gains or Distribution Reconciliation Reports for tax and capital gain reporting purpose.

Fanning Superfund
Realised Capital Gains
For the period from 1 July 2022 to 30 June 2023

		Accounting Treatment				Taxation Treatment							
		Quantity	Proceeds	Excess Tax Value*	Original Cost	Accounting Profit/(Loss)	Cost Base Calculation		Capital Gains Calculation				
							Adjusted	Reduced	Indexation	Discounted	Other	Deferred	Capital Loss
<u>Listed Securities Market</u>													
Flight Centre Travel Group Limited (ASX:FLT)													
25/07/2022	Sale	21.00	367.84		410.23	(42.39)		410.23					42.39
		21.00	367.84		410.23	(42.39)		410.23				0.00	42.39
Listed Securities Market Total			367.84		410.23	(42.39)		410.23				0.00	42.39
<u>Unlisted Market</u>													
Bitcoin													
11/11/2022	Sale	0.00	94.22		248.94	(154.72)		248.94					154.72
11/11/2022	Sale	0.01	375.21		995.05	(619.84)		995.05					619.84
11/11/2022	Sale	0.00	106.29		279.44	(173.15)		279.44					173.15
11/11/2022	Sale	0.00	70.77		186.53	(115.76)		186.53					115.76
17/02/2023	Sale	0.00	0.00		175.89	(175.89)		175.89					175.89
		0.03	646.49		1,885.85	(1,239.36)		1,885.85				0.00	1,239.36
Bitcoin Cash													
17/02/2023	Sale	0.23	0.00		36.78	(36.78)		36.78					36.78
		0.23	0.00		36.78	(36.78)		36.78				0.00	36.78
Dogecoin													
17/02/2023	Sale	976.80	0.00		136.64	(136.64)		136.64					136.64
		976.80	0.00		136.64	(136.64)		136.64				0.00	136.64
Ethereum													
17/02/2023	Sale	0.03	0.00		53.67	(53.67)		53.67					53.67
		0.03	0.00		53.67	(53.67)		53.67				0.00	53.67
Terra Classic													
17/02/2023	Sale	150,161.31	0.00		46.54	(46.54)		46.54					46.54
		150,161.31	0.00		46.54	(46.54)		46.54				0.00	46.54

Fanning Superfund
Realised Capital Gains
For the period from 1 July 2022 to 30 June 2023

	Accounting Treatment				Taxation Treatment								
	Quantity	Proceeds	Excess Tax Value*	Original Cost	Accounting Profit/(Loss)	Cost Base Calculation		Capital Gains Calculation					
						Adjusted	Reduced	Indexation	Discounted	Other	Deferred	Capital Loss	
Unlisted Market Total		646.49		2,159.48	(1,512.99)		2,159.48				0.00		1,512.99
Grand Total		1,014.33		2,569.71	(1,555.38)		2,569.71				0.00		1,555.38

* Where there is an Excess Tax Value Amount, the Accounting Profit/(Loss) figure takes account of this. Accounting Profit/(Loss) equals Proceeds less Excess Tax Value less Original Cost.

Fanning Superfund
Realised Capital Gains
For the period from 1 July 2022 to 30 June 2023

Capital Gains Tax Return Summary

	Indexation	Discount	Other	Deferred	Total Capital Gains	Capital Losses
Current Year Capital Gains						
Shares & Units - Listed Shares	0.00	0.00	0.00	0.00	0.00	42.00
Shares & Units - Other Shares	0.00	0.00	0.00	0.00	0.00	0.00
Shares & Units - Listed Trusts	0.00	0.00	0.00	0.00	0.00	0.00
Shares & Units - Other Units	0.00	0.00	0.00	0.00	0.00	1,512.00
Australian Real Estate	0.00	0.00	0.00	0.00	0.00	0.00
Other Real Estate	0.00	0.00	0.00	0.00	0.00	0.00
Collectables	0.00	0.00	0.00	0.00	0.00	0.00
Other CGT Assets & Other CGT Events	0.00	0.00	0.00	0.00	0.00	0.00
Distributed Capital Gains from Trusts	0.00	0.00	0.00	0.00	0.00	0.00
	0.00	0.00	0.00	0.00	0.00	1,554.00
Capital Losses Applied						
Current Year	0.00	0.00	0.00	0.00	0.00	
Prior Years	0.00	0.00	0.00	0.00	0.00	
	0.00	0.00	0.00	0.00	0.00	
Net Capital Gains						
Net Gain after applying losses	0.00	0.00	0.00	0.00	0.00	
Discount applicable		0.00				
Net Gain after applying discount	0.00	0.00	0.00	0.00	0.00	

Fanning Superfund
(ABN: 73 565 418 536)

Consolidated Member Benefit Totals

Period	Member Account Details
1 July 2022 - 30 June 2023	Residential Address: 62 Findlay Street Burpengary, QLD 4505
Member Number: 1	Date of Birth: 4 September 1989
Mr Daniel Stephen Fanning	Date Joined Fund: 11 August 2019
	Eligible Service Date: 11 August 2019
	Tax File Number Held: Yes

*Note: this report provides a consolidated view of the Member's interests in the SMSF
Refer to the Member Benefit Statements produced for each member account for further details*

Your Accounts

Withdrawal Benefit as at 1 Jul 2022	
Accumulation	26,808.13
Total as at 1 Jul 2022	26,808.13

Withdrawal Benefit as at 30 Jun 2023	
Accumulation	27,291.12
Total as at 30 Jun 2023	27,291.12

Your Tax Components

Tax Free	690.00
Taxable - Taxed	26,601.12
Taxable - Untaxed	-

Your Preservation Components

Preserved	27,291.12
Restricted Non Preserved	-
Unrestricted Non Preserved	-

Your Insurance Benefits

No insurance details have been recorded

Your Beneficiaries

No beneficiary details have been recorded

For Enquiries:
email Daniel.Fanning@au.kwm.com
mail Fanning Superfund, 62 Findlay Street, Burpengary QLD 4505

Fanning Superfund
 (ABN: 73 565 418 536)

Member Benefit Statement

Period	Member Account Details
1 July 2022 - 30 June 2023	Residential Address: 62 Findlay Street Burpengary, QLD 4505
Member Number: 1	Date of Birth: 4 September 1989
Mr Daniel Stephen Fanning	Date Joined Fund: 11 August 2019
Accumulation Account	Eligible Service Date: 11 August 2019
Accumulation	Tax File Number Held: Yes
	Account Start Date: 11 August 2019

Your Account Summary		Your Tax Components	
Withdrawal Benefit as at 1 Jul 2022	26,808.13	Tax Free	2.5283 % 690.00
<u>Increases to your account:</u>		Taxable - Taxed	26,601.12
Employer Contributions	2,674.90	Taxable - Untaxed	-
Tax on Net Fund Income	276.32	Your Preservation Components	
<u>Total Increases</u>	2,951.22	Preserved	27,291.12
<u>Decreases to your account:</u>		Restricted Non Preserved	-
Contributions Tax	401.24	Unrestricted Non Preserved	-
Share Of Net Fund Income	2,066.99	Your Insurance Benefits	
<u>Total Decreases</u>	2,468.23	No insurance details have been recorded	
Withdrawal Benefit as at 30 Jun 2023	<u>27,291.12</u>	Your Beneficiaries	
		No beneficiary details have been recorded	

For Enquiries:

 email Daniel.Fanning@au.kwm.com
 mail Fanning Superfund, 62 Findlay Street, Burpengary QLD 4505



Trustees

The Trustees of the Fund are as follows:

Jade Fisher and
Daniel Fanning

Availability of Other Fund Information

Additional information regarding your membership is available on request. What your Fund can do is governed by the provisions of its Trust Deed, which is available for inspection. If you require further information or clarification of any aspect of your membership of the Fund, please contact your Fund's Administrator or Trustees.

Trustees Disclaimer

This statement has been prepared by the Trustees for the member whose name appears at the top of this statement. While every effort has been made by the Trustees to ensure the accuracy and completeness of this statement, the Trustees do not accept any liability for any errors, omissions or misprints.

Signed on behalf of the Trustees of the Fund

.....
Jade Fisher
Trustee

.....
Daniel Fanning
Trustee

Statement Date: 30 June 2023

For Enquiries:
email Daniel.Fanning@au.kwm.com
mail Fanning Superfund, 62 Findlay Street, Burpengary QLD 4505

Fanning Superfund
(ABN: 73 565 418 536)

Consolidated Member Benefit Totals

Period	Member Account Details
1 July 2022 - 30 June 2023	Residential Address: 62 Findlay Street BurpengaryQLD, QLD 4505
Member Number: 2	Date of Birth: 2 August 1988
Ms Jade Fisher	Date Joined Fund: 11 August 2019
	Eligible Service Date: 11 August 2019
	Tax File Number Held: Yes

*Note: this report provides a consolidated view of the Member's interests in the SMSF
Refer to the Member Benefit Statements produced for each member account for further details*

Your Accounts

Withdrawal Benefit as at 1 Jul 2022	
Accumulation	14,564.49
Total as at 1 Jul 2022	14,564.49

Withdrawal Benefit as at 30 Jun 2023	
Accumulation	13,828.95
Total as at 30 Jun 2023	13,828.95

Your Tax Components

Tax Free	1,385.00
Taxable - Taxed	12,443.95
Taxable - Untaxed	-

Your Preservation Components

Preserved	13,828.95
Restricted Non Preserved	-
Unrestricted Non Preserved	-

Your Insurance Benefits

No insurance details have been recorded

Your Beneficiaries

No beneficiary details have been recorded

For Enquiries:
email Daniel.Fanning@au.kwm.com
mail Fanning Superfund, 62 Findlay Street, Burpengary QLD 4505

Fanning Superfund
(ABN: 73 565 418 536)

Member Benefit Statement

Period	Member Account Details
1 July 2022 - 30 June 2023	Residential Address: 62 Findlay Street BurpengaryQLD, QLD 4505
Member Number: 2	Date of Birth: 2 August 1988
Ms Jade Fisher	Date Joined Fund: 11 August 2019
Accumulation Account	Eligible Service Date: 11 August 2019
Accumulation	Tax File Number Held: Yes
	Account Start Date: 11 August 2019

Your Account Summary	
Withdrawal Benefit as at 1 Jul 2022	14,564.49
<i>Increases to your account:</i>	
Employer Contributions	221.35
Tax on Net Fund Income	142.52
<u>Total Increases</u>	<u>363.87</u>
<i>Decreases to your account:</i>	
Contributions Tax	33.20
Share Of Net Fund Income	1,066.21
<u>Total Decreases</u>	<u>1,099.41</u>
Withdrawal Benefit as at 30 Jun 2023	13,828.95

Your Tax Components		
Tax Free	10.0152 %	1,385.00
Taxable - Taxed		12,443.95
Taxable - Untaxed		-

Your Preservation Components	
Preserved	13,828.95
Restricted Non Preserved	-
Unrestricted Non Preserved	-

Your Insurance Benefits	
No insurance details have been recorded	

Your Beneficiaries	
No beneficiary details have been recorded	

For Enquiries:
email Daniel.Fanning@au.kwm.com
mail Fanning Superfund, 62 Findlay Street, Burpengary QLD 4505



Trustees

The Trustees of the Fund are as follows:

Jade Fisher and
Daniel Fanning

Availability of Other Fund Information

Additional information regarding your membership is available on request. What your Fund can do is governed by the provisions of its Trust Deed, which is available for inspection. If you require further information or clarification of any aspect of your membership of the Fund, please contact your Fund's Administrator or Trustees.

Trustees Disclaimer

This statement has been prepared by the Trustees for the member whose name appears at the top of this statement. While every effort has been made by the Trustees to ensure the accuracy and completeness of this statement, the Trustees do not accept any liability for any errors, omissions or misprints.

Signed on behalf of the Trustees of the Fund

.....
Jade Fisher
Trustee

.....
Daniel Fanning
Trustee

Statement Date: 30 June 2023

For Enquiries:
email Daniel.Fanning@au.kwm.com
mail Fanning Superfund, 62 Findlay Street, Burpengary QLD 4505

Fanning Superfund
Contribution Caps
For the Period From 1 July 2022 to 30 June 2023

Mr Daniel Fanning

Date of Birth: 04 Sep 1989
Age: 33 (at 30/06/2023)
Status: Member may be eligible for the bring forward rule, certain conditions apply

Contributions Summary

Prior Year Contributions **Non-Concessional**
The 'Bring Forward Rule' was NOT triggered in the previous 2 years
3-year cap in effect from previous years N/A
Total non-concessional contributions in previous 2 years N/A

Current Year Contributions	Note	Concessional	Non-Concessional
Caps	1,2	27,500.00	110,000.00
Cumulative Available Unused Cap	3	93,840.47	0.00
Contributions made (to this fund)	4	2,674.90	0.00
Contributions made (to other funds)		0.00	0.00
Contributions as allocated		2,674.90	0.00
Amount above caps	5	0.00	0.00
Available		118,665.57	110,000.00

Notes

- 1 . 'Bring Forward Rule' MAY be triggered this year
- 2 . Non-concessional cap shown applies to current year only
- 3 . Member may be eligible to make catch-up concessional contributions
- 4 . Excludes any unmatched deposits
- 5 . Any excess concessional contributions are treated as non-concessional

Contributions Breakdown

<u>Income Type</u>	<u>Contribution Type</u>	<u>Amount</u>
Concessional	Employer	2,674.90
	Personal	0.00
	Family and friends	0.00
	Foreign superannuation fund	0.00
	Transfers from reserve	0.00
	Contributions as allocated	2,674.90
NonConcessional	Personal	0.00
	Spouse	0.00
	Child	0.00
	Transfers from reserve	0.00
	Foreign superannuation fund	0.00
	Contributions as allocated	0.00
Other	CGT small business 15-year exemption	0.00
	CGT small business retirement exemption	0.00
	Government Co-Contributions	0.00
	Directed termination payment (taxed)	0.00
	Directed termination payment (untaxed)	0.00
	Personal injury election	0.00
	Downsizer Contribution	0.00
	COVID-19 Re-Contribution	0.00
	Total Other contributions	0.00

Transactions

Fanning Superfund
Contribution Caps
For the Period From 1 July 2022 to 30 June 2023

Mr Daniel Fanning

Date	Contribution Type	Concessional	Non-Concessional	Other	Source
16/08/2022	Employer Mandated	644.60			manual
20/09/2022	Employer Mandated	1,298.06			manual
20/10/2022	Employer Mandated	732.24			manual
Totals:		2,674.90			

Fanning Superfund
Contribution Caps
For the Period From 1 July 2022 to 30 June 2023

Ms Jade Fisher

Date of Birth: 02 Aug 1988
Age: 34 (at 30/06/2023)
Status: Member may be eligible for the bring forward rule, certain conditions apply

Contributions Summary

Prior Year Contributions		Non-Concessional	
The 'Bring Forward Rule' was NOT triggered in the previous 2 years			N/A
3-year cap in effect from previous years			N/A
Total non-concessional contributions in previous 2 years			N/A
Current Year Contributions		Concessional	Non-Concessional
Caps	1,2	27,500.00	110,000.00
Cumulative Available Unused Cap	3	101,477.94	0.00
Contributions made (to this fund)	4	221.35	0.00
Contributions made (to other funds)		0.00	0.00
Contributions as allocated		221.35	0.00
Amount above caps	5	0.00	0.00
Available		128,756.59	110,000.00

Notes

- 1 . 'Bring Forward Rule' MAY be triggered this year
- 2 . Non-concessional cap shown applies to current year only
- 3 . Member may be eligible to make catch-up concessional contributions
- 4 . Excludes any unmatched deposits
- 5 . Any excess concessional contributions are treated as non-concessional

Contributions Breakdown

<u>Income Type</u>	<u>Contribution Type</u>	<u>Amount</u>
Concessional	Employer	221.35
	Personal	0.00
	Family and friends	0.00
	Foreign superannuation fund	0.00
	Transfers from reserve	0.00
	Contributions as allocated	221.35
NonConcessional	Personal	0.00
	Spouse	0.00
	Child	0.00
	Transfers from reserve	0.00
	Foreign superannuation fund	0.00
	Contributions as allocated	0.00
Other	CGT small business 15-year exemption	0.00
	CGT small business retirement exemption	0.00
	Government Co-Contributions	0.00
	Directed termination payment (taxed)	0.00
	Directed termination payment (untaxed)	0.00
	Personal injury election	0.00
	Downsizer Contribution	0.00
	COVID-19 Re-Contribution	0.00
	Total Other contributions	0.00

Transactions

Date	Contribution Type	Concessional	Non-Concessional	Other	Source
12/07/2022	Employer Mandated	88.80			manual
22/07/2022	Employer Mandated	81.62			manual
08/08/2022	Employer Mandated	29.71			manual
22/08/2022	Employer Mandated	21.22			manual

Fanning Superfund
Contribution Caps
For the Period From 1 July 2022 to 30 June 2023

Ms Jade Fisher

Totals:	221.35
----------------	---------------

Fanning Superfund
Investment Movement Summary
For the period 1 July 2022 to 30 June 2023

Investment	Opening Balance		Acquisitions		Disposals			Closing Balance		
	Qty	Cost	Qty	Cost	Qty	Proceeds	Profit/(Loss)	Qty	Cost	Market Value
<u>Bank</u>										
ANZ V2 Plus Account		0.00		78.33		0.00	0.00		78.33	78.33
CBA Accelerator Account		8,654.36		3,367.47		3,837.20	0.00		8,184.63	8,184.63
		8,654.36		3,445.80		3,837.20	0.00		8,262.96	8,262.96
<u>Listed Securities Market</u>										
Flight Centre Travel Group Limited (ASX:FLT)	21.00	410.23	0.00	0.00	21.00	367.84	(42.39)	0.00	0.00	0.00
		410.23		0.00		367.84	(42.39)		0.00	0.00
<u>Unlisted Market</u>										
Bitcoin	0.03	1,999.32	0.00	0.00	0.03	646.49	(1,239.36)	0.00	113.47	72.99
Bitcoin Cash	0.00	0.00	0.44	70.75	0.23	0.00	(36.78)	0.21	33.97	97.25
Dogecoin	0.00	0.00	2,681.36	375.08	976.80	0.00	(136.64)	1,704.56	238.44	169.92
Ethereum	0.00	0.00	0.05	94.19	0.03	0.00	(53.67)	0.02	40.52	57.52
Loans to Unrelated Entities		33,500.00		0.00		0.00	0.00		33,500.00	33,500.00
Terra Classic	0.00	0.00	342,786.34	106.25	150,161.31	0.00	(46.54)	192,625.03	59.71	25.22
		35,499.32		646.27		646.49	(1,512.99)		33,986.11	33,922.90
Fund Total		44,563.91		4,092.07		4,851.53	(1,555.38)		42,249.07	42,185.86



Australian Government
Australian Taxation Office

Agent SMSF AUSTRALIA PTY LTD
Client THE TRUSTEE FOR FANNING
 SUPERFUND
ABN 73 565 418 536
TFN 645 225 814

Income tax 002

Date generated	22 August 2023
Overdue	\$0.00
Not yet due	\$0.00
Balance	\$0.00



Transactions

4 results found - from **22 August 2021** to **22 August 2023** sorted by **processed date** ordered **newest to oldest**

Processed date	Effective date	Description	Debit (DR)	Credit (CR)	Balance
29 Sep 2022	29 Sep 2022	General interest charge			\$0.00
29 Sep 2022	28 Sep 2022	Payment received		\$1,005.70	\$0.00
29 Sep 2022	1 Jul 2022	General interest charge			\$1,005.70 DR
28 Sep 2022	16 May 2022	Tax return Self Man Superfund - Income Tax for the period from 01 Jul 20 to 30 Jun 21	\$1,005.70		\$1,005.70 DR

15 January 2023

To: The Trustees
C/- Fanning Superfund
62 Findlay St
BURPENGARY QLD 4505

Dear Trustees,

**Fanning Superfund
TAX INVOICE**

The ESUPERFUND Annual Fee includes attending to the following 2023 annual compliance obligations for Fanning Superfund:

- Preparation of an annual Balance Sheet
- Preparation of an annual Profit & Loss Statement
- Preparation of annual Member Statements
- Preparation of annual Trustee Resolutions & Minutes
- Preparation and Lodgement of an annual Income Tax Return
- Preparation of an annual Audit

	GST	Total Inc. GST
ESUPERFUND Annual Fee:	\$99.91	\$1,099.00
Less: Amount Paid		\$1,099.00

Amount Owing:		\$0.00

Due Date: 01 Feb 2023

TAX INVOICE

Fanning Superfund
62 Findlay St
BURPENGARY QLD 4505
AUSTRALIAInvoice Number
INV-1235Invoice Date
25 Jan 2023

Description	GST	Amount
For Professional Services including:		
- Deposit for initial one hour advisory with Christopher Overton as quoted.	10%	495.00
	Subtotal	450.00
	Total GST 10%	45.00
	Invoice Total	495.00
	Payments Received	0.00
	Amount Due	\$495.00

Account payment terms are STRICTLY 7 days net
accounts@smsfaustralia.com

How to Pay

EFT directly into our bank account:
Account: SMSF Australia Pty Ltd
BSB: 065-004 Account No: 1108 1117
Reference: Name and INV-1235Credit card payment via Stripe
VISA or MasterCard Accepted
3% surcharge oncharged

Due Date: 08 Feb 2023

TAX INVOICE

Fanning Superfund
62 Findlay St
BURPENGARY QLD 4505
AUSTRALIAInvoice Number
INV-1242Invoice Date
01 Feb 2023

Description	GST	Amount
For Professional Services including:		
- Deposit for disclosure works and advisory with Christopher Overton as quoted.	10%	1,237.50
	Subtotal	1,125.00
	Total GST 10%	112.50
	Invoice Total	1,237.50
	Payments Received	0.00
	Amount Due	\$1,237.50

Account payment terms are STRICTLY 7 days net
accounts@smsfaustralia.com

How to Pay

EFT directly into our bank account:
Account: SMSF Australia Pty Ltd
BSB: 065-004 Account No: 1108 1117
Reference: Name and INV-1242Credit card payment via Stripe
VISA or MasterCard Accepted
3% surcharge oncharged



ANZ V2 PLUS STATEMENT

STATEMENT NUMBER 02

01 JULY 2022 TO 31 OCTOBER 2022

THE TRUSTEES
FANNING SUPERFUND
62 FINDLAY STREET
BURPENGARY QLD 4505

WELCOME TO YOUR ANZ ACCOUNT AT A GLANCE

Account Details

DANIEL STEPHEN FANNING & JADE
FISHER
ATF FANNING SUPERFUND

Branch Number (BSB)

014-141

Account Number

1134-75774



Notice something different?

Welcome to your new look statement. You can find out more here anz.com/yourstatement

If you haven't already switched off paper for your ANZ V2 PLUS statement, follow the link above to find out how.

NEED TO GET IN TOUCH?



Enquiries: 13 28 33
Lost/Stolen Cards: 1800 033 844
Fax: 1800 671 800

OR



ANZ Internet Banking
www.anz.com

OR



V2 PLUS Service Centre
Locked Bag 3000, Collins St West
MELBOURNE VIC 8007

ANZ V2 PLUS STATEMENT

Account Number: 1134-75774

Transaction Details

Please retain this statement for taxation purposes

Date	Transaction Details	Withdrawals (\$)	Deposits (\$)	Balance (\$)
2022				
01 JUL	OPENING BALANCE			0.00
04 OCT	DEPOSIT FROM ATO ATO735654185361004		77.00	77.00
TOTALS AT END OF PAGE		\$0.00	\$77.00	
TOTALS AT END OF PERIOD		\$0.00	\$77.00	\$77.00

Interest rate at date of statement issue 2.50% p.a
Your credit interest rate consists of the ANZ V2 PLUS Intermediary Rate (2.35% as at the end of your statement period) plus a margin (if applicable). You can find out the current interest rate by visiting www.anz.com

Save on ATM fees while you travel with ANZ.
As an ANZ customer you won't pay an overseas ATM transaction fee when you use an ANZ branded ATM to withdraw cash from this ANZ account while overseas. You'll find ANZ ATMs in various locations throughout the Asia Pacific region. See the ANZ Personal Banking Account Fees and Charges booklet for more information.

IMPORTANT INFORMATION

PLEASE CHECK THE ENTRIES AND CALL 13 28 33 REGARDING ANY ERRORS ON THIS STATEMENT.

All entries generated are subject to authorisation and verification, and if necessary, adjustments will appear on a later statement.

Further information in relation to this product (including details of benefits or fees and charges) is available on request and you can access this information by reviewing the Terms and Conditions, and Fees and Charges brochures which can be found at anz.com or by calling **13 13 14**.

If you have a complaint about an ANZ product or service, please contact us and we will try to resolve the issue as quickly as possible. Our customer complaints guide is available at <https://www.anz.com.au/support/contact-us/compliments-suggestions-complaints/>, alternatively you may wish to:

- | | | | | | |
|-----------------|--|--------------------|---|------------------|--|
| Call us: | <ul style="list-style-type: none">General enquiries 13 13 14If you're overseas +61 3 9683 9999ANZ Complaint Resolution Team on 1800 805 154If you're deaf, hard of hearing and/or have a speech impairment, call 133 677 or visit the National Relay Service at:
https://nrschat.nrsccall.gov.au/nrs/internetrelay | Write to us | ANZ Complaint Resolution Team
Locked Bag 4050,
South Melbourne VIC 3205
or ANZ online complaints form:
https://www.anz.com.au/support/contact-us/compliments-suggestions-complaints/feedback/ | Visit us: | At your nearest ANZ branch.
If you have a Relationship Manager, please feel free to contact them. |
|-----------------|--|--------------------|---|------------------|--|

If an issue has not been resolved to your satisfaction, you can lodge a complaint with the Australian Financial Complaints Authority (AFCA). AFCA provides fair and independent financial services complaint resolution that is free to consumers.

- | | | | |
|----------------|--|------------------|--|
| Call: | 1800 931 678 (free call within Australia),
or +61 1800 931 678 (International) | Write to: | Australian Financial Complaints Authority Limited
GPO Box 3,
Melbourne VIC 3001 |
| Online: | Email: info@afca.org.au
Web: www.afca.org.au | | |



ANZ V2 PLUS STATEMENT

STATEMENT NUMBER 03

01 NOVEMBER 2022 TO 31 DECEMBER 2022

THE TRUSTEES
FANNING SUPERFUND
62 FINDLAY STREET
BURPENGARY QLD 4505

WELCOME TO YOUR ANZ ACCOUNT AT A GLANCE

Account Details

DANIEL STEPHEN FANNING & JADE FISHER
ATF FANNING SUPERFUND

Branch Number (BSB)

014-141

Account Number

1134-75774



Notice something different?

Welcome to your new look statement. You can find out more here anz.com/yourstatement

If you haven't already switched off paper for your ANZ V2 PLUS statement, follow the link above to find out how.

NEED TO GET IN TOUCH?



Enquiries: 13 28 33
Lost/Stolen Cards: 1800 033 844
Fax: 1800 671 800

OR



ANZ Internet Banking
www.anz.com

OR



V2 PLUS Service Centre
Locked Bag 3000, Collins St West
MELBOURNE VIC 8007



ANZ V2 PLUS STATEMENT

Account Number: 1134-75774

Transaction Details

Please retain this statement for taxation purposes

Date	Transaction Details	Withdrawals (\$)	Deposits (\$)	Balance (\$)
2022				
01 NOV	OPENING BALANCE			77.00
2023				77.57
01 JAN	QUARTERLY INTEREST		0.57	
	TOTALS AT END OF PAGE	\$0.00	\$0.57	
	TOTALS AT END OF PERIOD	\$0.00	\$0.57	\$77.57

This Statement Includes

Interest Paid	\$0.57
---------------	--------

Interest rate at date of statement issue 2.85% p.a
Your credit interest rate consists of the ANZ V2 PLUS Intermediary Rate (2.70% as at the end of your statement period) plus a margin (if applicable). You can find out the current interest rate by visiting www.anz.com

Save on ATM fees while you travel with ANZ.
As an ANZ customer you won't pay an overseas ATM transaction fee when you use an ANZ branded ATM to withdraw cash from this ANZ account while overseas. You'll find ANZ ATMs in various locations throughout the Asia Pacific region. See the ANZ Personal Banking Account Fees and Charges booklet for more information.

ANZ V2 PLUS STATEMENT

Account Number: 1134-75774

IMPORTANT INFORMATION

PLEASE CHECK THE ENTRIES AND CALL 13 28 33 REGARDING ANY ERRORS ON THIS STATEMENT.

All entries generated are subject to authorisation and verification, and if necessary, adjustments will appear on a later statement.

Further information in relation to this product (including details of benefits or fees and charges) is available on request and you can access this information by reviewing the Terms and Conditions, and Fees and Charges brochures which can be found at anz.com or by calling **13 13 14**.

If you have a complaint about an ANZ product or service, please contact us and we will try to resolve the issue as quickly as possible. Our customer complaints guide is available at <https://www.anz.com.au/support/contact-us/compliments-suggestions-complaints/>, alternatively you may wish to:

- Call us:**
- General enquiries **13 13 14**
 - If you're overseas **+61 3 9683 9999**
 - ANZ Complaint Resolution Team on **1800 805 154**
 - If you're deaf, hard of hearing and/or have a speech impairment, call **133 677** or visit the **National Relay Service** at:
<https://nrschat.nrscall.gov.au/nrs/internetrelay>

Write to us ANZ Complaint Resolution Team
Locked Bag 4050,
South Melbourne VIC 3205
or **ANZ online complaints form:**

<https://www.anz.com.au/support/contact-us/compliments-suggestions-complaints/feedback/>

Visit us: At your nearest ANZ branch.
If you have a Relationship Manager, please feel free to contact them.

If an issue has not been resolved to your satisfaction, you can lodge a complaint with the Australian Financial Complaints Authority (AFCA). AFCA provides fair and independent financial services complaint resolution that is free to consumers.

Call: **1800 931 678** (free call within Australia),
or **+61 1800 931 678** (International)

Online: Email: info@afca.org.au
Web: www.afca.org.au

Write to: **Australian Financial Complaints Authority Limited**
GPO Box 3,
Melbourne VIC 3001

1007707





ANZ V2 PLUS STATEMENT

STATEMENT NUMBER 04

01 JANUARY 2023 TO 31 MARCH 2023

THE TRUSTEES
FANNING SUPERFUND
62 FINDLAY STREET
BURPENGARY QLD 4505

WELCOME TO YOUR ANZ ACCOUNT AT A GLANCE

Account Details

DANIEL STEPHEN FANNING & JADE FISHER
ATF FANNING SUPERFUND

Branch Number (BSB)

014-141

Account Number

1134-75774



Notice something different?

Welcome to your new look statement. You can find out more here anz.com/yourstatement

If you haven't already switched off paper for your ANZ V2 PLUS statement, follow the link above to find out how.

NEED TO GET IN TOUCH?



Enquiries: 13 28 33
Lost/Stolen Cards: 1800 033 844
Fax: 1800 671 800

OR



ANZ Internet Banking
www.anz.com

OR



V2 PLUS Service Centre
Locked Bag 3000, Collins St West
MELBOURNE VIC 8007

ANZ V2 PLUS STATEMENT

Account Number: 1134-75774

Transaction Details

Please retain this statement for taxation purposes

Date	Transaction Details	Withdrawals (\$)	Deposits (\$)	Balance (\$)
2023				
01 JAN	OPENING BALANCE			77.57
01 APR	QUARTERLY INTEREST		0.76	78.33
	TOTALS AT END OF PAGE	\$0.00	\$0.76	
	TOTALS AT END OF PERIOD	\$0.00	\$0.76	\$78.33

This Statement Includes

Interest Paid	\$0.76
---------------	--------

Interest rate at date of statement issue 3.50% p.a
Your credit interest rate consists of the ANZ V2 PLUS Intermediary Rate (3.35% as at the end of your statement period) plus a margin (if applicable). You can find out the current interest rate by visiting www.anz.com

Save on ATM fees while you travel with ANZ.
As an ANZ customer you won't pay an overseas ATM transaction fee when you use an ANZ branded ATM to withdraw cash from this ANZ account while overseas. You'll find ANZ ATMs in various locations throughout the Asia Pacific region. See the ANZ Personal Banking Account Fees and Charges booklet for more information.

ANZ V2 PLUS STATEMENT

Account Number: 1134-75774

IMPORTANT INFORMATION

PLEASE CHECK THE ENTRIES AND CALL 13 28 33 REGARDING ANY ERRORS ON THIS STATEMENT.

All entries generated are subject to authorisation and verification, and if necessary, adjustments will appear on a later statement.

Further information in relation to this product (including details of benefits or fees and charges) is available on request and you can access this information by reviewing the Terms and Conditions, and Fees and Charges brochures which can be found at anz.com or by calling **13 13 14**.

If you have a complaint about an ANZ product or service, please contact us and we will try to resolve the issue as quickly as possible. Our customer complaints guide is available at <https://www.anz.com.au/support/contact-us/compliments-suggestions-complaints/>, alternatively you may wish to:

- Call us:**
- General enquiries **13 13 14**
 - If you're overseas **+61 3 9683 9999**
 - ANZ Complaint Resolution Team on **1800 805 154**
 - If you're deaf, hard of hearing and/or have a speech impairment, call **133 677** or visit the **National Relay Service** at:
<https://nrschat.nrscall.gov.au/nrs/internetrelay>

Write to us ANZ Complaint Resolution Team
Locked Bag 4050,
South Melbourne VIC 3205
or **ANZ online complaints form:**

<https://www.anz.com.au/support/contact-us/compliments-suggestions-complaints/feedback/>

Visit us: At your nearest ANZ branch.
If you have a Relationship Manager, please feel free to contact them.

If an issue has not been resolved to your satisfaction, you can lodge a complaint with the Australian Financial Complaints Authority (AFCA). AFCA provides fair and independent financial services complaint resolution that is free to consumers.

Call: **1800 931 678** (free call within Australia),
or **+61 1800 931 678** (International)

Online: Email: info@afca.org.au
Web: www.afca.org.au

Write to: **Australian Financial Complaints Authority Limited**
GPO Box 3,
Melbourne VIC 3001

L000914





ANZ V2 PLUS STATEMENT

STATEMENT NUMBER 05

01 APRIL 2023 TO 30 JUNE 2023

THE TRUSTEES
FANNING SUPERFUND
62 FINDLAY STREET
BURPENGARY QLD 4505

WELCOME TO YOUR ANZ ACCOUNT AT A GLANCE

Account Details

DANIEL STEPHEN FANNING & JADE
FISHER
ATF FANNING SUPERFUND

Branch Number (BSB)

014-141

Account Number

1134-75774



Notice something different?

Welcome to your new look statement. You can find out more here anz.com/yourstatement

If you haven't already switched off paper for your ANZ V2 PLUS statement, follow the link above to find out how.

NEED TO GET IN TOUCH?



Enquiries: 13 28 33
Lost/Stolen Cards: 1800 033 844
Fax: 1800 671 800

OR



ANZ Internet Banking
www.anz.com

OR



V2 PLUS Service Centre
Locked Bag 3000, Collins St West
MELBOURNE VIC 8007

ANZ V2 PLUS STATEMENT

Account Number: 1134-75774

Transaction Details

Please retain this statement for taxation purposes

Date	Transaction Details	Withdrawals (\$)	Deposits (\$)	Balance (\$)
2023				
01 APR	OPENING BALANCE			78.33
01 JUL	QUARTERLY INTEREST		0.81	79.14
	TOTALS AT END OF PAGE	\$0.00	\$0.81	
	TOTALS AT END OF PERIOD	\$0.00	\$0.81	\$79.14

This Statement Includes

Interest Paid	\$0.81
---------------	--------

Yearly Summary

Financial Year to 30/06

Interest Paid	\$1.33
---------------	--------

Interest rate at date of statement issue 4.00% p.a

Your credit interest rate consists of the ANZ V2 PLUS Intermediary Rate (3.85% as at the end of your statement period) plus a margin (if applicable). You can find out the current interest rate by visiting www.anz.com

How to read this statement: This statement covers transactions on your account for the quarter ending 30 June 2023.

Interest shown as paid on 1 July 2023 will be reported to the Australian Taxation Office for the 2024 income year.

If you have any difficulty reading this statement please contact the V2 PLUS Service Centre 13 28 33.

ANZ V2 PLUS STATEMENT

Account Number: 1134-75774

IMPORTANT INFORMATION

PLEASE CHECK THE ENTRIES AND CALL 13 28 33 REGARDING ANY ERRORS ON THIS STATEMENT.

All entries generated are subject to authorisation and verification, and if necessary, adjustments will appear on a later statement.

Further information in relation to this product (including details of benefits or fees and charges) is available on request and you can access this information by reviewing the Terms and Conditions, and Fees and Charges brochures which can be found at anz.com or by calling **13 13 14**.

If you have a complaint about an ANZ product or service, please contact us and we will try to resolve the issue as quickly as possible. Our customer complaints guide is available at <https://www.anz.com.au/support/contact-us/compliments-suggestions-complaints/>, alternatively you may wish to:

- Call us:**
- General enquiries **13 13 14**
 - If you're overseas **+61 3 9683 9999**
 - ANZ Complaint Resolution Team on **1800 805 154**
 - If you're deaf, hard of hearing and/or have a speech impairment, call **133 677** or visit the **National Relay Service** at:
<https://nrschat.nrscall.gov.au/nrs/internetrelay>

Write to us ANZ Complaint Resolution Team
Locked Bag 4050,
South Melbourne VIC 3205
or **ANZ online complaints form:**

<https://www.anz.com.au/support/contact-us/compliments-suggestions-complaints/feedback/>

Visit us: At your nearest ANZ branch.
If you have a Relationship Manager, please feel free to contact them.

If an issue has not been resolved to your satisfaction, you can lodge a complaint with the Australian Financial Complaints Authority (AFCA). AFCA provides fair and independent financial services complaint resolution that is free to consumers.

Call: **1800 931 678** (free call within Australia),
or **+61 1800 931 678** (International)

Online: Email: info@afca.org.au
Web: www.afca.org.au

Write to: **Australian Financial Complaints Authority Limited**
GPO Box 3,
Melbourne VIC 3001

1805618



Financial Year Summary

1 JULY 2022 - 30 JUNE 2023



Portfolio Valuation	Account Number	Account Name	Value as at 30 June 2023
Shares	3578853	MR DANIEL STEPHEN FANNING + MISS JADE FISHER <FANNING SUPERFUND A/C>	\$0.00
TOTAL PORTFOLIO VALUE			\$0.00

Allocation as at 30 June 2023	Estimated Interest & Dividends	2022-2023 Financial Year
Shares in your portfolio	Est. Franked Dividends	\$0.00
There are no holdings on this account.	Est. Unfranked Dividends	\$0.00
	Est. Franking Credits	\$0.00
	Est. Interest Received from Interest Rate Securities	\$0.00
	TOTAL INCOME	\$0.00

Fees & Charges	2022-2023 Financial Year
Total Brokerage (inc. GST)	\$10.00
Total Subscriptions (inc. GST)	\$0.00
Other Fees (inc. GST)	\$0.00
TOTAL FEES & CHARGES	\$10.00

Sectors in your portfolio

There are no holdings on this account.

Financial Year Summary

1 JULY 2022 - 30 JUNE 2023



This statement only provides information for CDIA accounts that have been designated as the settlement account for your Commonwealth Securities Limited Share Trading account as at 30 June. Please refer to NetBank for interest income from all other CBA accounts.

The interest shown is net of any non-resident or TFN withholding tax (if applicable). Please refer to Netbank for bank fees paid on your designated CDIA settlement account in the financial year.

The total brokerage outlined does not include any rebates you may have received over the financial year. Refer to your transaction statement records for this information.

This report only includes an estimate of dividends paid for holdings held with Commonwealth Securities Limited as at the ex-dividend date. For instance, any dividends paid prior to holdings being transferred to Commonwealth Securities Limited are not included.

This statement is an estimated summary document only and it is not intended to replace any document which contains information that may be required for taxation purposes. You should therefore refer to your CHESSE statements, dividend statements, confirmation contract notes and other investment or bank account statements for your records in this regard. This statement may not include information on accounts which have been closed, switched product type, transferred Holder Identification Number (HIN), or switched Participant Identification Number (PID) during the financial year.

This statement is issued by Commonwealth Securities Limited ABN 60 067 254 399 AFSL 238814 (CommSec), a wholly owned but non-guaranteed subsidiary of the Commonwealth Bank of Australia ABN 48 123 123 124 AFSL 234945. CommSec is a Market Participant of ASX Limited and Cboe Australia Pty Limited, a Clearing Participant of ASX Clear Pty Limited and a Settlement Participant of ASX Settlement Pty Limited. Information contained in this statement is believed to be accurate at the time the statement is generated. CBA and its subsidiaries do not accept any liability for any errors or omissions contained in this statement, or any responsibility for any action taken in reliance on this statement. This document contains general information only and does not take into account your individual objectives, financial and taxation situations or needs. Before acting on the information, consider the appropriateness of your own objectives, needs, financial and taxation situation and, if necessary, seek appropriate independent financial and taxation advice. CBA is not a registered tax (financial) adviser under the Tax Agent Services Act 2009. If there are any errors in this statement, please contact us.

Address: Commonwealth Securities Limited, Locked Bag 22, Australia Square NSW 1215 | Phone: 13 15 19 | Website: www.commsec.com.au

If you are not satisfied with the service or advice you receive from us, you are entitled to complain. We have established procedures to ensure that all enquiries and complaints are properly dealt with. Please refer to our Financial Services Guide for more information. If an issue has not been resolved to your satisfaction, you can lodge a complaint with the Australian Financial Complaints Authority. AFCA provides fair and independent financial services complaint resolution that is free to consumers. Website: www.afca.org.au, Telephone: 1800 931 678 (free call), Email: info@afca.org.au, In writing to: Australian Financial Complaints Authority, GPO Box 3, Melbourne VIC 3001.

Portfolio Valuation

30 JUNE 2023



SHARES - 3578853 - HIN 91335115

MR DANIEL STEPHEN FANNING + MISS JADE FISHER <FANNING SUPERFUND A/C>

Portfolio	Units	Unit Price	Portfolio Value	% of Portfolio
There are no holdings on this account.				
		Sub Total	\$0.00	0.00%

30 JUNE 2023

The total brokerage outlined does not include any rebates you may have received over the financial year. Refer to your transaction statement records for this information.

This report only includes an estimate of dividends paid for holdings held with Commonwealth Securities Limited as at the ex-dividend date. For instance, any dividends paid prior to holdings being transferred to Commonwealth Securities Limited are not included.

This statement is an estimated summary document only and it is not intended to replace any document which contains information that may be required for taxation purposes. You should therefore refer to your CHESS statements, dividend statements, confirmation contract notes and other investment or bank account statements for your records in this regard. This statement may not include information on accounts which have been closed, switched product type, transferred Holder Identification Number (HIN), or switched Participant Identification Number (PID) during the financial year.

This statement is issued by Commonwealth Securities Limited ABN 60 067 254 399 AFSL 238814 (CommSec), a wholly owned but non-guaranteed subsidiary of the Commonwealth Bank of Australia ABN 48 123 123 124 AFSL 234945. CommSec is a Market Participant of ASX Limited and Cboe Australia Pty Limited, a Clearing Participant of ASX Clear Pty Limited and a Settlement Participant of ASX Settlement Pty Limited. Information contained in this statement is believed to be accurate at the time the statement is generated. CBA and its subsidiaries do not accept any liability for any errors or omissions contained in this statement, or any responsibility for any action taken in reliance on this statement. This document contains general information only and does not take into account your individual objectives, financial and taxation situations or needs. Before acting on the information, consider the appropriateness of your own objectives, needs, financial and taxation situation and, if necessary, seek appropriate independent financial and taxation advice. CBA is not a registered tax (financial) adviser under the Tax Agent Services Act 2009. If there are any errors in this statement, please contact us.

Address: Commonwealth Securities Limited, Locked Bag 22, Australia Square NSW 1215 | Phone: 13 15 19 | Website: www.commsec.com.au

If you are not satisfied with the service or advice you receive from us, you are entitled to complain. We have established procedures to ensure that all enquiries and complaints are properly dealt with. Please refer to our Financial Services Guide for more information. If an issue has not been resolved to your satisfaction, you can lodge a complaint with the Australian Financial Complaints Authority. AFCA provides fair and independent financial services complaint resolution that is free to consumers. Website: www.afca.org.au, Telephone: 1800 931 678 (free call), Email: info@afca.org.au, In writing to: Australian Financial Complaints Authority, GPO Box 3, Melbourne VIC 3001.

Transaction Summary

1 JULY 2022 - 30 JUNE 2023



MR DANIEL STEPHEN FANNING + MISS JADE FISHER <FANNING SUPERFUND A/C>

SHARES - 3578853 - HIN 91335115

Total Buys and Sells	2022 - 2023 Financial Year
Total Buys (inc. Brokerage + GST)	\$0.00
Total Sells (inc. Brokerage + GST)	\$367.16

FLT - FLIGHT CENTRE TRAVEL FPO (ORDINARY FULLY PAID)

Date	Type	Quantity	Unit Price	Trade Value	Brokerage+GST	GST	CNote	Total Value
25-Jul-2022	Sell	-21	\$17.9600	-\$377.16	\$10.00	\$0.91	135454227	-\$367.16
				Sub Total	\$10.00	\$0.91		-\$367.16

Transaction Summary

1 JULY 2022 - 30 JUNE 2023



The transaction summary is only able to display information available to Commonwealth Securities Limited. Certain transactions may not be displayed, including but not limited to transactions made off market such as Initial Public Offerings (IPOs) and Delivery vs Payment Settlements (DvP). Transactions regarding corporate actions or stock transfers are not included and can be found on your statements as issued by the company or the share registry. Transactions for Issuer Sponsored holdings placed outside of this account are not included in this summary. Links to some of the key share registries can be found below:

Computershare (<http://www.computershare.com/au/Pages/default.aspx>)
Link Market Services (<https://investorcentre.linkmarketservices.com.au/Login.aspx/Login>)
Boardroom Limited (<https://boardroomlimited.com.au>)
Security Transfer Registrars (<https://www.securitytransfer.com.au>)
Advanced Share Registry Services (<http://www.advancedshare.com.au/Home.aspx>)

The total brokerage outlined does not include any rebates you may have received over the financial year. Refer to your transaction statement records for this information.

This report only includes an estimate of dividends paid for holdings held with Commonwealth Securities Limited as at the ex-dividend date. For instance, any dividends paid prior to holdings being transferred to Commonwealth Securities Limited are not included.

This statement is an estimated summary document only and it is not intended to replace any document which contains information that may be required for taxation purposes. You should therefore refer to your CHESS statements, dividend statements, confirmation contract notes and other investment or bank account statements for your records in this regard. This statement may not include information on accounts which have been closed, switched product type, transferred Holder Identification Number (HIN), or switched Participant Identification Number (PID) during the financial year.

This statement is issued by Commonwealth Securities Limited ABN 60 067 254 399 AFSL 238814 (CommSec), a wholly owned but non-guaranteed subsidiary of the Commonwealth Bank of Australia ABN 48 123 123 124 AFSL 234945. CommSec is a Market Participant of ASX Limited and Cboe Australia Pty Limited, a Clearing Participant of ASX Clear Pty Limited and a Settlement Participant of ASX Settlement Pty Limited. Information contained in this statement is believed to be accurate at the time the statement is generated. CBA and its subsidiaries do not accept any liability for any errors or omissions contained in this statement, or any responsibility for any action taken in reliance on this statement. This document contains general information only and does not take into account your individual objectives, financial and taxation situations or needs. Before acting on the information, consider the appropriateness of your own objectives, needs, financial and taxation situation and, if necessary, seek appropriate independent financial and taxation advice. CBA is not a registered tax (financial) adviser under the Tax Agent Services Act 2009. If there are any errors in this statement, please contact us.

Address: Commonwealth Securities Limited, Locked Bag 22, Australia Square NSW 1215 | Phone: 13 15 19 | Website: www.commsec.com.au

If you are not satisfied with the service or advice you receive from us, you are entitled to complain. We have established procedures to ensure that all enquiries and complaints are properly dealt with. Please refer to our Financial Services Guide for more information. If an issue has not been resolved to your satisfaction, you can lodge a complaint with the Australian Financial Complaints Authority. AFCA provides fair and independent financial services complaint resolution that is free to consumers. Website: www.afca.org.au, Telephone: 1800 931 678 (free call), Email: info@afca.org.au, In writing to: Australian Financial Complaints Authority, GPO Box 3, Melbourne VIC 3001.

Interest & Estimated Dividend Summary

1 JULY 2022 - 30 JUNE 2023



SHARES - 3578853 - HIN 91335115

MR DANIEL STEPHEN FANNING + MISS JADE FISHER <FANNING SUPERFUND A/C>

ESTIMATED DIVIDEND SUMMARY

There are no transactions on this account.

TOTAL

\$0.00

ESTIMATED INTEREST RECEIVED

There are no transactions on this account.

TOTAL

\$0.00

Interest & Estimated Dividend Summary



1 JULY 2022 - 30 JUNE 2023

The total brokerage outlined does not include any rebates you may have received over the financial year. Refer to your transaction statement records for this information.

This report only includes an estimate of dividends paid for holdings held with Commonwealth Securities Limited as at the ex-dividend date. For instance, any dividends paid prior to holdings being transferred to Commonwealth Securities Limited are not included.

This statement is an estimated summary document only and it is not intended to replace any document which contains information that may be required for taxation purposes. You should therefore refer to your CHESS statements, dividend statements, confirmation contract notes and other investment or bank account statements for your records in this regard. This statement may not include information on accounts which have been closed, switched product type, transferred Holder Identification Number (HIN), or switched Participant Identification Number (PID) during the financial year.

This statement is issued by Commonwealth Securities Limited ABN 60 067 254 399 AFSL 238814 (CommSec), a wholly owned but non-guaranteed subsidiary of the Commonwealth Bank of Australia ABN 48 123 123 124 AFSL 234945. CommSec is a Market Participant of ASX Limited and Cboe Australia Pty Limited, a Clearing Participant of ASX Clear Pty Limited and a Settlement Participant of ASX Settlement Pty Limited. Information contained in this statement is believed to be accurate at the time the statement is generated. CBA and its subsidiaries do not accept any liability for any errors or omissions contained in this statement, or any responsibility for any action taken in reliance on this statement. This document contains general information only and does not take into account your individual objectives, financial and taxation situations or needs. Before acting on the information, consider the appropriateness of your own objectives, needs, financial and taxation situation and, if necessary, seek appropriate independent financial and taxation advice. CBA is not a registered tax (financial) adviser under the Tax Agent Services Act 2009. If there are any errors in this statement, please contact us.

Address: Commonwealth Securities Limited, Locked Bag 22, Australia Square NSW 1215 | Phone: 13 15 19 | Website: www.commsec.com.au

If you are not satisfied with the service or advice you receive from us, you are entitled to complain. We have established procedures to ensure that all enquiries and complaints are properly dealt with. Please refer to our Financial Services Guide for more information. If an issue has not been resolved to your satisfaction, you can lodge a complaint with the Australian Financial Complaints Authority. AFCA provides fair and independent financial services complaint resolution that is free to consumers. Website: www.afca.org.au, Telephone: 1800 931 678 (free call), Email: info@afca.org.au, In writing to: Australian Financial Complaints Authority, GPO Box 3, Melbourne VIC 3001.

Interest & Estimated Dividend Summary



1 JULY 2022 - 30 JUNE 2023

GLOSSARY

Units	The number of registered securities that you own.
Unit Price	The Portfolio Valuation 'Unit Price' is calculated using a 'Reference' Price provided by the ASX which takes into account an adjustment to determine value at Close of Market if the Security does not trade in the Closing Single Price Auction on the Valuation Date.
Brokerage	The fee or charge that is paid by you when transacting a buy or sell.
Holder Identification Number (HIN)	When you are CHESS sponsored with a Broker you will be issued a unique number, called a HIN. Multiple holdings can be registered under the single HIN. A HIN starts with the letter X and usually followed by 10 numbers, e.g. X0001234567.
Dividend	A dividend is a payment made to shareholders from the company. This payment is a portion of the company's profits. ASX listed companies typically pay dividends twice a year, usually as an 'interim' dividend and a 'final dividend'. From time to time, a company may also pay a 'special' dividend.
Ex-dividend date	The ex-dividend date occurs two business days before the company's Record Date. To be entitled to a dividend a shareholder must have purchased the shares before the ex-dividend date. If you purchase shares on or after that date, the previous owner of the shares (and not you) is entitled to the dividend.
Interim dividend	A dividend paid during the year, usually accompanying a company's interim financial statements.
Final dividend	A dividend paid at the end of a company's financial year, representing a return based on the previous twelve months' financial performance and the future outlook.
Special dividend	A dividend paid by the company outside typical recurring (interim and final) dividend cycle.
Record date	The record date is the date the share registries use in determining who is entitled to a dividend or entitlement associated with a security. Those who held the security in the company and were on the register on the record date are eligible for the entitlement.
Payment date	The date on which a declared dividend is scheduled to be paid.
Unfranked dividend	Dividends which do not carry a franking credit.
Franked dividend	Franked dividends are paid to security holders out of profits on which the company has already paid tax.
Franking /Imputation Credit	A franking credit is your share of tax paid by a company on the profits from which your dividend is paid. They are also known as Imputation Credits.
Total subscription	Total subscription can include, but is not limited to market data and research subscription fees and share trade alerts.
Other fees	Other fees can include, but are not limited to: Off market transfer fees, conditional trading fees, rejection fees, early and late settlement fees, fail fees, SRN query, rebooking fees, cheque payment fee or cheque dishonour fees and the printing and posting of contract notes.
Corporate action (CA)	Any action initiated by the company or corporation, for the purpose of giving an entitlement to shareholders.



Account Statement

To	Daniel Fanning & Jade Fisher As The Trustees for Fanning Superfund	Statement for 01.07.2022 – 30.06.2023 Coin Balances as at 30.06.2023
Contact	Daniel Fanning	Statement created 31.08.2023
ABN	73565418536	
Address	62 Findlay St Burpengary QLD 4505	
Email	dfann1989@gmail.com	

Portfolio Summary

Asset		Qty	Price	Value	Allocation
Dogecoin DOGE		1,704.55676007	\$0.09	\$169.92	40.18%
Bitcoin Cash BCH		0.21312432	\$456.34	\$97.25	23.00%
Bitcoin BTC		0.001597	\$45,710.15	\$72.99	17.26%
Ethereum ETH		0.01983255	\$2,900.61	\$57.52	13.60%
Terra Luna Classic LUNC		192,625.02743851	\$0.00	\$25.22	5.96%

Fee Summary

Fee type	Fee AU\$	GST AU\$	Total Fees AU\$ (Inc GST)
Buy fees	\$0	\$0	\$0
Sell fees	\$2.94	\$0.29	\$3.23

Account Transactions

Trades ■

Date (UTC+10)	ID	Disposed Quantity	Disposed Asset	Acquired Quantity	Acquired Asset	Trade value AU\$	Fee AU\$ (Inc GST)	GST AU\$
11/11/2022 2:03 AM	RSWP83502	0.01402638	BTC	2,681.36	DOGE	373.33	1.87618129	0.17
11/11/2022 2:05 AM	RSWP83508	0.00350658	BTC	0.0461	ETH	93.75	0.47134601	0.04
11/11/2022 2:06 AM	RSWP83509	0.00262994	BTC	0.4439	BCH	70.42	0.35398237	0.03
11/11/2022 2:07 AM	RSWP83510	0.00394492	BTC	342,786.34	LUNC	105.76	0.53162569	0.05

Deposits

Date (UTC+10)	ID	Quantity	Asset	Fee	GST AU\$	From
------------------	----	----------	-------	-----	----------	------

No records found.

Withdrawals

Date (UTC+10)	ID	Quantity	Asset	Fee	To
------------------	----	----------	-------	-----	----

No records found.

Airdrops and Chainsplits

Date (UTC+10)	ID	Quantity	Asset	Description
------------------	----	----------	-------	-------------

No records found.

Adjustments ■

Date (UTC+10)	ID	Quantity	Asset	Description
17/02/2023	RDBA75566	-0.23082238	BCH	-
17/02/2023	RDBA75567	-976.80472872	DOGE	-
17/02/2023	RDBA75568	-150,161.31639317	LUNC	-
17/02/2023	RDBA75569	-0.00236775	BTC	-
17/02/2023	RDBA75570	-0.02629802	ETH	-

Repayments

Date (UTC+10)	ID	Quantity	Asset	Description
------------------	----	----------	-------	-------------

No records found.

Distributions

Date (UTC+10)	ID	Quantity	Asset	Description
------------------	----	----------	-------	-------------

No records found.

Referral Commission

Date (UTC+10)	ID	Quantity	Asset
------------------	----	----------	-------

No records found.



Australian Government
Australian Taxation Office

Agent SMSF AUSTRALIA PTY LTD
Client THE TRUSTEE FOR FANNING
SUPERFUND
ABN 73 565 418 536
TFN 645 225 814

Activity statement 004

Date generated	22 August 2023
Overdue	\$0.00
Not yet due	\$0.00
Balance	\$0.00

Transactions

2 results found - from **22 August 2021** to **22 August 2023** sorted by **processed date** ordered **newest to oldest**

Processed date	Effective date	Description	Debit (DR)	Credit (CR)	Balance
29 Sep 2022	4 Oct 2022	EFT refund for GST for the period from 01 Jul 20 to 30 Jun 21	\$77.00		\$0.00
28 Sep 2022	16 May 2022	Original Activity Statement for the period ending 30 Jun 21 - GST		\$77.00	\$77.00 CR



Your Statement

Statement 9 (Page 1 of 2)

Account Number 06 7167 25182642

Statement Period 1 May 2022 - 31 Jul 2022

Closing Balance \$9,192.55 CR

Enquiries 13 2221



036

FANNING SUPERFUND
 62 FINDLAY ST
 BURPENGARY QLD 4505

Accelerator Cash Account


Name: DANIEL STEPHEN FANNING AND JADE FISHER A
 TF FANNING SUPERFUND

Note: Have you checked your statement today? It's easy to find out more information about each of your transactions by logging on to the CommBank App or NetBank. Should you have any questions on fees or see an error please contact us on the details above. Cheque proceeds are available when cleared.

The date of transactions shown here may be different on your other transaction lists (for example, the transaction list that appears on the CommBank app).

Date	Transaction	Debit	Credit	Balance
01 May 2022	OPENING BALANCE			\$6,205.70 CR
01 May	Credit Interest		0.47	\$6,206.17 CR
04 May	Direct Credit 395276 SuperChoice P/L PC06C055-6152203		644.60	\$6,850.77 CR
16 May	Direct Credit 481471 SuperChoice P/L PC120522-109882086		61.78	\$6,912.55 CR
30 May	Direct Credit 481471 SuperChoice P/L PC250522-154022932		76.58	\$6,989.13 CR
01 Jun	Credit Interest		0.58	\$6,989.71 CR
14 Jun	Direct Credit 481471 SuperChoice P/L PC100622-109336462		53.15	\$7,042.86 CR
17 Jun	Direct Credit 481471 SuperChoice P/L PC150622-109021682		644.60	\$7,687.46 CR
27 Jun	Direct Credit 481471 SuperChoice P/L PC240622-133523678		966.90	\$8,654.36 CR
01 Jul	CREDIT INTEREST EARNED on this account to June 30, 2022 is \$2.46			
01 Jul	Credit Interest		0.61	\$8,654.97 CR
12 Jul	Direct Credit 481471 SuperChoice P/L PC110722-134134876		88.80	\$8,743.77 CR
22 Jul	Direct Credit 481471 SuperChoice P/L PC210722-161406284		81.62	\$8,825.39 CR





Date	Transaction	Debit	Credit	Balance	
27 Jul	Direct Credit 062895 COMMONWEALTH SEC COMMSEC		367.16	\$9,192.55 CR	
31 Jul 2022	CLOSING BALANCE			\$9,192.55 CR	
	Opening balance	-	Total debits	+ Total credits	= Closing balance
	\$6,205.70 CR		Nil	\$2,986.85	\$9,192.55 CR

Your Credit Interest Rate Summary

Date	Balance	Standard Credit Interest Rate (p.a.)
31 Jul	\$0.00 and over	0.30%

Note. Interest rates are effective as at the date shown but are subject to change.

Important Information:

We try to get things right the first time – but if we don't, we'll do what we can to fix it.

You can fix most problems simply by contacting us.

Write to: CBA Group Customer Relations, Reply Paid 41, Sydney NSW 2001

Tell us online: commbank.com.au/support/compliments-and-complaints.html

Call: 1800 805 605 (free call)

You can also contact the Australian Financial Complaints Authority, AFCA, an independent external dispute resolution body approved by ASIC - time limits may apply, visit AFCA, afca.org.au, website for more information.

Write to: Australian Financial Complaints Authority, GPO Box 3, Melbourne VIC 3001

Email: info@afca.org.au

Call: 1800 931 678, free call Monday to Friday 9am– 5pm, AEST



Your Statement

Statement 10 (Page 1 of 2)

Account Number 06 7167 25182642

Statement Period 1 Aug 2022 - 31 Oct 2022

Closing Balance \$10,924.39 CR

Enquiries 13 2221



036

FANNING SUPERFUND
 62 FINDLAY ST
 BURPENGARY QLD 4505

Accelerator Cash Account

Name: DANIEL STEPHEN FANNING AND JADE FISHER A
 TF FANNING SUPERFUND

Note: Have you checked your statement today? It's easy to find out more information about each of your transactions by logging on to the CommBank App or NetBank. Should you have any questions on fees or see an error please contact us on the details above. Cheque proceeds are available when cleared.

The date of transactions shown here may be different on your other transaction lists (for example, the transaction list that appears on the CommBank app).

Date	Transaction	Debit	Credit	Balance
01 Aug	2022 OPENING BALANCE			\$9,192.55 CR
01 Aug	Credit Interest		1.24	\$9,193.79 CR
08 Aug	Direct Credit 481471 SuperChoice P/L PC050822-173894899		29.71	\$9,223.50 CR
16 Aug	Direct Credit 481471 SuperChoice P/L PC090822-174269181		644.60	\$9,868.10 CR
22 Aug	Direct Credit 481471 SuperChoice P/L PC190822-186403622		21.22	\$9,889.32 CR
01 Sep	Credit Interest		3.67	\$9,892.99 CR
20 Sep	Direct Credit 481471 SuperChoice P/L PC140922-150441566		1,298.06	\$11,191.05 CR
28 Sep	TAX OFFICE PAYMENTS CommBank app BPAY 7 2006452258148821 Tax	1,005.70		\$10,185.35 CR
01 Oct	Credit Interest		6.80	\$10,192.15 CR
20 Oct	Direct Credit 481471 SuperChoice P/L PC141022-124552369		732.24	\$10,924.39 CR
31 Oct	2022 CLOSING BALANCE			\$10,924.39 CR


Opening balance	-	Total debits	+	Total credits	=	Closing balance
\$9,192.55 CR		\$1,005.70		\$2,737.54		\$10,924.39 CR

Your Credit Interest Rate Summary

Date	Balance	Standard Credit Interest Rate (p.a.)
31 Oct	\$0.00 and over	1.10%



*# 5069.18707.1.1 ZZ258R3 0303 SL_R3 S934.D304.O V06.00.35



Note. Interest rates are effective as at the date shown but are subject to change.

Important Information:

We try to get things right the first time – but if we don't, we'll do what we can to fix it.

You can fix most problems simply by contacting us.

Write to: CBA Group Customer Relations, Reply Paid 41, Sydney NSW 2001

Tell us online: commbank.com.au/support/compliments-and-complaints.html

Call: 1800 805 605 (free call)

You can also contact the Australian Financial Complaints Authority, AFCA, an independent external dispute resolution body approved by ASIC - time limits may apply, visit AFCA, afca.org.au, website for more information.

Write to: Australian Financial Complaints Authority, GPO Box 3, Melbourne VIC 3001

Email: info@afca.org.au

Call: 1800 931 678, free call Monday to Friday 9am– 5pm, AEST



Your Statement

Statement 11 (Page 1 of 2)

Account Number 06 7167 25182642

Statement Period 1 Nov 2022 - 31 Jan 2023

Closing Balance \$10,461.51 CR

Enquiries 13 2221



036

FANNING SUPERFUND
 62 FINDLAY ST
 BURPENGARY QLD 4505

Accelerator Cash Account

Name: DANIEL STEPHEN FANNING AND JADE FISHER A
 TF FANNING SUPERFUND

Note: Have you checked your statement today? It's easy to find out more information about each of your transactions by logging on to the CommBank App or NetBank. Should you have any questions on fees or see an error please contact us on the details above. Cheque proceeds are available when cleared.

The date of transactions shown here may be different on your other transaction lists (for example, the transaction list that appears on the CommBank app).

Date	Transaction	Debit	Credit	Balance
01 Nov 2022	OPENING BALANCE			\$10,924.39 CR
01 Nov	Credit Interest		9.24	\$10,933.63 CR
01 Dec	Credit Interest		10.78	\$10,944.41 CR
01 Jan	Credit Interest		12.10	\$10,956.51 CR
25 Jan	Transfer To SMSF Australia Pty Ltd CommBank App Daniel Fanning INV-1235	495.00		\$10,461.51 CR
31 Jan 2023	CLOSING BALANCE			\$10,461.51 CR


Opening balance	-	Total debits	+	Total credits	=	Closing balance
\$10,924.39 CR		\$495.00		\$32.12		\$10,461.51 CR

Your Credit Interest Rate Summary

Date	Balance	Standard Credit Interest Rate (p.a.)
31 Jan	\$0.00 and over	1.35%

Note. Interest rates are effective as at the date shown but are subject to change.



**Important Information:**

We try to get things right the first time – but if we don't, we'll do what we can to fix it.

You can fix most problems simply by contacting us.

Write to: CBA Group Customer Relations, Reply Paid 41, Sydney NSW 2001

Tell us online: commbank.com.au/support/compliments-and-complaints.html

Call: 1800 805 605 (free call)

You can also contact the Australian Financial Complaints Authority, AFCA, an independent external dispute resolution body approved by ASIC - time limits may apply, visit AFCA, afca.org.au, website for more information.

Write to: Australian Financial Complaints Authority, GPO Box 3, Melbourne VIC 3001

Email: info@afca.org.au

Call: 1800 931 678, free call Monday to Friday 9am– 5pm, AEST

Important Notice

Changes to cheque access from 3 June 2023

We are phasing out cheque access¹ from 3 June 2023, as follows:

- If you open a CommBank account from 3 June 2023, cheque access to that account won't be available. Some exceptions apply².
- If a cheque book was not issued for your account² before 3 June 2023, cheque access to that account won't be available from 3 June 2023.
- From 3 June 2023 replacement cheque books will no longer be issued automatically. To obtain a replacement cheque book, please contact us or visit your nearest branch.
- If you switch from a CommBank account where a cheque book was previously issued, to a new CommBank account, and your cheque book is linked to your new account, you can continue to have cheque access to your new account until all of the cheques in your cheque book are used. Once you've used all the cheques in that cheque book, cheque access will no longer be available from 3 June 2023.
- All account Terms and Conditions will be updated to reflect these changes on 3 June 2023 on commbank.com.au

Using NetBank, the CommBank app or CommBiz (for business and institutional customers), you can manage your money securely online anywhere, anytime and you can access a range of handy features, including:

- Transferring money between your accounts in real-time
- Paying money to someone using PayID
- Setting up a recurring transfer or scheduling a transfer for later
- Paying your bills using PayTo, BPAY® or direct debit

For your personal accounts you can also use phone banking to transfer money to someone or between your accounts by calling us at 13 2221. For your business accounts you can manage your money securely online anywhere, anytime using NetBank, the CommBank app or CommBiz. For more information visit commbank.com.au/changes-to-cheques

¹ Cheque access means being able to take money out of your account using a cheque from a cheque book issued to you on request and linked to your account, or a cheque obtained by you on request, over the counter in branch.

² Selected business and institutional banking accounts are excluded. Speak with your Relationship Manager, or visit commbank.com.au/changes-to-cheques

® Registered to BPAY Pty Ltd ABN 69 079 137 518





Your Statement

Statement 12 (Page 1 of 2)

Account Number 06 7167 25182642

Statement Period 1 Feb 2023 - 30 Apr 2023

Closing Balance \$9,258.09 CR

Enquiries 13 2221



036

FANNING SUPERFUND
 62 FINDLAY ST
 BURPENGARY QLD 4505

Accelerator Cash Account

Name: DANIEL STEPHEN FANNING AND JADE FISHER A
 TF FANNING SUPERFUND

Note: Have you checked your statement today? It's easy to find out more information about each of your transactions by logging on to the CommBank App or NetBank. Should you have any questions on fees or see an error please contact us on the details above. Cheque proceeds are available when cleared.

The date of transactions shown here may be different on your other transaction lists (for example, the transaction list that appears on the CommBank app).

Date	Transaction	Debit	Credit	Balance
01 Feb	2023 OPENING BALANCE			\$10,461.51 CR
01 Feb	Credit Interest		12.43	\$10,473.94 CR
01 Feb	Transfer To SMSF Australia Pty Ltd CommBank App Daniel Fanning INV-1242	1,237.50		\$9,236.44 CR
01 Mar	Credit Interest		9.69	\$9,246.13 CR
01 Apr	Credit Interest		11.96	\$9,258.09 CR
30 Apr	2023 CLOSING BALANCE			\$9,258.09 CR


Opening balance	-	Total debits	+	Total credits	=	Closing balance
\$10,461.51 CR		\$1,237.50		\$34.08		\$9,258.09 CR

Your Credit Interest Rate Summary

Date	Balance	Standard Credit Interest Rate (p.a.)
30 Apr	\$0.00 and over	1.60%

Note. Interest rates are effective as at the date shown but are subject to change.



**Important Information:**

We try to get things right the first time – but if we don't, we'll do what we can to fix it.

You can fix most problems simply by contacting us.

Write to: CBA Group Customer Relations, Reply Paid 41, Sydney NSW 2001

Tell us online: commbank.com.au/support/compliments-and-complaints.html

Call: 1800 805 605 (free call)

You can also contact the Australian Financial Complaints Authority, AFCA, an independent external dispute resolution body approved by ASIC - time limits may apply, visit AFCA, afca.org.au, website for more information.

Write to: Australian Financial Complaints Authority, GPO Box 3, Melbourne VIC 3001

Email: info@afca.org.au

Call: 1800 931 678, free call Monday to Friday 9am– 5pm, AEST

Important Notice

Changes to cheque access from 3 June 2023

We are phasing out cheque access¹ from 3 June 2023, as follows:

- If you open a new CommBank account from 3 June 2023, cheque access to that new account won't be available. Some exceptions apply².
- If a cheque book was not issued for your account² before 3 June 2023, cheque access to that account won't be available from 3 June 2023.
- From 3 June 2023 replacement cheque books will no longer be issued automatically. To obtain a replacement cheque book, please contact us or visit your nearest branch.
- If you have a joint account listed below³, you will no longer be able to order a replacement cheque book. You can continue to have cheque access to your joint account until all of the cheques in your cheque book are used. Once you've used all the cheques in that cheque book, cheque access will no longer be available for that account from 3 June 2023.
- If you switch from a CommBank account where a cheque book was previously issued, to a new CommBank account, and your cheque book is linked to your new account, you can continue to have cheque access to your new account until all of the cheques in your cheque book are used. Once you've used all the cheques in that cheque book, cheque access will no longer be available from 3 June 2023.
- All account Terms and Conditions will be updated to reflect these changes on 3 June 2023 on [commbank.com.au](https://www.commbank.com.au)

Using NetBank, the CommBank app or CommBiz (for business and institutional customers), you can manage your money securely online anywhere, anytime and you can access a range of handy features, including:

- Transferring money between your accounts in real-time
- Transferring money to a BSB and Account Number or paying money to someone using PayID
- Setting up a recurring transfer or scheduling a transfer for later
- Paying your bills using PayTo, BPAY[®] or direct debit



For your personal accounts you can also use phone banking to transfer money between your accounts by calling us at 13 2221. For your business accounts you can manage your money securely online anywhere, anytime using NetBank, the CommBank app or CommBiz. For more information visit commbank.com.au/changes-to-cheques

¹ Cheque access means being able to take money out of your account using a cheque from a cheque book issued to you on request and linked to your account, or a cheque obtained by you on request, over the counter in branch.

² Selected business and institutional banking accounts are excluded. Speak with your Relationship Manager, or visit commbank.com.au/changes-to-cheques

³ From 3 June 2023, you will no longer be able to order a replacement cheque book if you have a joint account listed here: Accelerator Cash Account, AwardSaver Account, Cash Investment Account, Cash Management Call Account, Commonwealth Direct Investment Account, Complete Access, Everyday Offset, GoalSaver, NetBank Saver, Pensioner Security Account, Private Bank Account, Smart Access, Streamline Basic, and Youthsaver Account. If you have any other joint account, you can order a replacement cheque book if you contact us or visit your nearest branch.

® Registered to BPAY Pty Ltd ABN 69 079 137 518



Account Number 06 7167 25182642

Statement Period 1 May 2023 - 31 Jul 2023

Closing Balance \$5,609.83 CR

Enquiries 13 2221



036

FANNING SUPERFUND
 62 FINDLAY ST
 BURPENGARY QLD 4505

Accelerator Cash Account

Name: DANIEL STEPHEN FANNING AND JADE FISHER A
 TF FANNING SUPERFUND

Note: Have you checked your statement today? It's easy to find out more information about each of your transactions by logging on to the CommBank App or NetBank. Should you have any questions on fees or see an error please contact us on the details above. Cheque proceeds are available when cleared.

The date of transactions shown here may be different on your other transaction lists (for example, the transaction list that appears on the CommBank app).


Date	Transaction	Debit	Credit	Balance
01 May 2023	OPENING BALANCE			\$9,258.09 CR
01 May	Credit Interest		12.18	\$9,270.27 CR
01 Jun	Credit Interest		13.36	\$9,283.63 CR
23 Jun	Direct Debit 457250 ESUPERFUND 540283_	1,099.00		\$8,184.63 CR
01 Jul	CREDIT INTEREST EARNED on this account to June 30, 2023 is \$104.06			
01 Jul	Credit Interest		13.47	\$8,198.10 CR
15 Jul	Fast Transfer From Digital Surge 387705383		411.73	\$8,609.83 CR
25 Jul	Transfer To SMSF Australia Pty Ltd CommBank App INV-1433	3,000.00		\$5,609.83 CR
31 Jul 2023	CLOSING BALANCE			\$5,609.83 CR

Opening balance	-	Total debits	+	Total credits	=	Closing balance
\$9,258.09 CR		\$4,099.00		\$450.74		\$5,609.83 CR


Your Credit Interest Rate Summary

Date	Balance	Standard Credit Interest Rate (p.a.)
31 Jul	\$0.00 and over	1.90%

Note. Interest rates are effective as at the date shown but are subject to change.



*# 10609.23485.1.1 ZZ258R3 0303 SL.R3.S933.D212.O.V06.00.36

**Important Information:**

We try to get things right the first time – but if we don't, we'll do what we can to fix it.

You can fix most problems simply by contacting us.

Write to: CBA Group Customer Relations, Reply Paid 41, Sydney NSW 2001

Tell us online: commbank.com.au/support/compliments-and-complaints.html

Call: 1800 805 605 (free call)

You can also contact the Australian Financial Complaints Authority, AFCA, an independent external dispute resolution body approved by ASIC - time limits may apply, visit AFCA, afca.org.au, website for more information.

Write to: Australian Financial Complaints Authority, GPO Box 3, Melbourne VIC 3001

Email: info@afca.org.au

Call: 1800 931 678, free call Monday to Friday 9am– 5pm, AEST

LOAN AGREEMENT

This loan agreement (this "Agreement") is dated 12 August 2020, and is between Fanning Superfund (the "Lender") and Ian Williams (the "Borrower").

The Lender and the Borrower (collectively, the "Parties") agree as follows:

LOAN AMOUNT & INTEREST

1. The Lender promises to loan \$33,500.00 AUD to the Borrower and the Borrower promises to repay this principal amount to the Lender, with interest payable on the unpaid principal at the rate of 17.00 percent per annum, calculated yearly not in advance, beginning on 12 August 2020 (the "Loan").

PAYMENT

2. This Loan will be repaid in full on 12 August 2023.

DEFAULT

3. Notwithstanding anything to the contrary in this Agreement, if the Borrower defaults in the performance of any obligation under this Agreement, then the Lender may declare the principal amount owing and interest due under this Agreement at that time to be immediately due and payable.
4. Further, if the Lender declares the principal amount owing under this Agreement to be immediately due and payable, and the Borrower fails to provide full payment, interest at the rate of 25.00 percent per annum, calculated yearly not in advance, will be charged on the outstanding amount, commencing the day the principal amount is declared due and payable, until full payment is received by the Lender.

GOVERNING LAW

5. This Agreement will be construed in accordance with and governed by the laws of the State of Queensland.

COSTS

6. All costs, expenses and expenditures including, without limitation, the complete legal costs incurred by enforcing this Agreement as a result of any default by the Borrower, will be added to the principal then outstanding and will immediately be paid by the Borrower.

BINDING EFFECT

7. This Agreement will pass to the benefit of and be binding upon the respective heirs, executors, administrators, successors and permitted assigns of the Borrower and Lender. The Borrower waives presentment for payment, notice of non-payment, protest, and notice of protest.

AMENDMENTS

8. This Agreement may only be amended or modified by a written instrument executed by both the Borrower and the Lender.

SEVERABILITY

9. The clauses and paragraphs contained in this Agreement are intended to be read and construed independently of each other. If any term, covenant, condition or provision of this Agreement is held by a court of competent jurisdiction to be invalid, void or unenforceable, it is the parties' intent that such provision be reduced in scope by the court only to the extent deemed necessary by that court to render the provision reasonable and enforceable and the remainder of the provisions of this Agreement will in no way be affected, impaired or invalidated as a result.

GENERAL PROVISIONS

10. Headings are inserted for the convenience of the parties only and are not to be considered when interpreting this Agreement. Words in the singular mean and include the plural and vice versa. Words in the masculine mean and include the feminine and vice versa.

ENTIRE AGREEMENT

11. This Agreement constitutes the entire agreement between the parties and there are no further items or provisions, either oral or otherwise.

IN WITNESS WHEREOF, the parties have duly affixed their signatures on this 12th day of August, 2020.

SIGNED, SEALED, AND DELIVERED
this 12th day of August, 2020.

DocuSigned by:



FB7B9C32BF45480...

Daniel Fanning - Trustee of the Fanning Superfund

SIGNED, SEALED, AND DELIVERED
this 12th day of August, 2020.

DocuSigned by:



BECDFFCFFC13403...

Ian Williams

Fanning Superfund
ABN: 73 565 418 536
Activity Statement Preparation Report - Detail
For the period 1 July 2022 to 30 June 2023

GST Detail			
Description	Return Item	Gross (Inc GST)	GST
Income (GST Collected)			
<u>Sales Detail</u>			
Credit Interest		6.80	0.00
Credit Interest		12.43	0.00
Credit Interest		0.61	0.00
Credit Interest		1.24	0.00
QUARTERLY INTEREST		0.57	0.00
Credit Interest		3.67	0.00
Credit Interest		9.24	0.00
Credit Interest		10.78	0.00
Credit Interest		12.10	0.00
Credit Interest		9.69	0.00
Credit Interest		11.96	0.00
Credit Interest		12.18	0.00
Credit Interest		13.36	0.00
QUARTERLY INTEREST		0.76	0.00
Total Sales	G1	105.39	0.00
<u>Export Sales Detail</u>			
Nil			
Export Sales	G2		
<u>Other GST-Free Sales Detail</u>			
Other GST-Free Sales	G3		
Total GST Collect on Sales	1A		0.00
Outgoings (GST Paid)			
<u>Capital Purchases Detail</u>			
Nil			
Capital Purchases	G10		
<u>Non-Capital Purchases Detail</u>			
Transfer To SMSF Australia Pty Ltd CommBank App Daniel Fanning INV		1,237.50	84.38
Transfer To SMSF Australia Pty Ltd CommBank App Daniel Fanning INV		495.00	33.75
Direct Debit 457250 ESUPERFUND 540283_		1,099.00	74.93
Listed Security Sale		10.00	0.68
Unlisted Security Purchase		0.35	0.02
Unlisted Security Purchase		0.47	0.03
Unlisted Security Purchase		0.53	0.04
Unlisted Security Purchase		1.88	0.13
Non-Capital Purchases	G11	2,844.73	193.96
Total GST Paid on Purchases	1B		193.96

Fanning Superfund
ABN: 73 565 418 536
Activity Statement Preparation Report - Detail
For the period 1 July 2022 to 30 June 2023

PAYG Withholding Tax Detail

Description	Return Item	Gross	Tax Withheld
-------------	-------------	-------	--------------

Benefit Payment Detail

Daniel Fanning

Jade Fisher

Total Benefit Payments	W1		
Amounts withheld from benefit payments (W1)	W2		0.00
Total Amounts Withheld	W5		0.00