

Client Name: Peate Superannuation Fund

Year Ended: June 30, 2020

## Audit Checklist

	WP Ref:
1 Draft Income Tax Return	1-1
2 Draft Financial Statements	2-1
3 Trial Balance	3-1
4 General Ledger	4-1
5 Tax Reconciliation Statement	5-1
6 Investment Reports	
7 Supporting Documentation	7-1
8 Audit Engagement Letter	8-1
9 Audit Representation Letter	9-1
10 Trustee Minutes	10-1
11 Investment Strategy	11-1

### Post Audit Action

- Signed Audit Engagement Letter returned to Auditor
- Signed Trustee Representation Letter returned to Auditor
- Signed Accounts placed on File
- Copy of signed Engagement Letter on File
- Copy of signed Trustee Representation Letter on File
- Signed Minutes on File

### Yes/No

Y
Y
Y
Y
Y
Y

} 20/7/22



### PART A Electronic lodgment declaration (Form P, T, F, SMSF or EX)

This declaration is to be completed where the tax return is to be lodged via an approved ATO electronic channel. It is the responsibility of the taxpayer to retain this declaration for a period of five years after the declaration is made, penalties may apply for failure to do so.

**Privacy**

The ATO is authorised by the Taxation Administration Act 1953 to request the provision of tax file numbers (TFNs). The ATO will use the TFNs to identify each partner or beneficiary or entity in our records. It is not an offence not to provide the TFNs. However, you cannot lodge your tax return electronically if you do not quote your TFN.

Taxation law authorises the ATO to collect information and disclose it to other government agencies, including personal information about the person authorised to sign the declaration. For information about privacy go to ato.gov.au/privacy

*The Australian Business Register*

The Commissioner of Taxation, as Registrar of the Australian Business Register, may use the ABN and business details which you provide on this tax return to maintain the integrity of the register.

Please refer to the privacy statement on the Australian Business Register (ABR) website (www.abr.gov.au) for further information – it outlines our commitment to safeguarding your details.

*Electronic funds transfer - direct debit*

Where you have requested an EFT direct debit some of your details will be provided to your financial institution and the Tax Office's sponsor bank to facilitate the payment of your taxation liability from your nominated account.

Tax file number  Year

Name of partnership, trust, fund or entity

I authorise my tax agent to electronically transmit this tax return via an approved ATO electronic channel.

**Important**

Before making this declaration please check to ensure that all income has been disclosed and the tax return is true and correct in every detail. If you are in doubt about any aspect of the tax return, place all the facts before the Tax Office. The tax law provides heavy penalties for false or misleading statements on tax returns.

**Declaration: I declare that:**

- the information provided to the agent for the preparation of this tax return, including any applicable schedules is true and correct, and
- the agent is authorised to lodge this tax return.

Signature of partner, trustee or director  Date

### PART B Electronic funds transfer consent

This declaration is to be completed when an electronic funds transfer (EFT) of a refund is requested and the tax return is being lodged through an approved ATO electronic lodgment channel.

This declaration must be signed by the partner, trustee, director or public officer prior to the EFT details being transmitted to the Tax Office. If you elect for an EFT, all details below must be completed.

Important: Care should be taken when completing EFT details as the payment of any refund will be made to the account specified.

Agent's reference number   
Account Name

I authorise the refund to be deposited directly to the specified account.

Signature  Date

# Self-managed superannuation fund annual return

2020

Return year

### Who should complete this annual return?

Only self-managed superannuation funds (SMSFs) can complete this annual return. All other funds must complete the Fund income tax return 2020 (NAT 71287)

The Self-managed superannuation fund annual return instructions 2020 (NAT 71606) (the instructions) can assist you to complete this annual return.

The SMSF annual return cannot be used to notify us of a change in fund membership. You must update fund details via ABR.gov.au or complete the Change of details for superannuation entities form (NAT3036).

## Section A: Fund information

1 Tax file number (TFN)

The Tax Office is authorised by law to request your TFN. You are not obliged to quote your TFN but not quoting it could increase the chance of delay or error in processing your annual return. See the Privacy note in the Declaration.

2 Name of self-managed superannuation fund (SMSF)

3 Australian business number (ABN)

4 Current postal address

5 Annual return status  
Is this an amendment to the SMSF's 2020 return?  A  N

Is this the first required return for a newly registered SMSF?  B  N

6 SMSF auditor  
Auditor's name Title   
Family name   
First given name   
Other given names   
SMSF Auditor Number   
Auditor's phone number    
Use Agent address details?  Postal address

Date audit was completed  A

Was Part A of the audit report qualified?  B  N

Was Part B of the audit report qualified?  C  N

If Part B of the audit report was qualified, have the reported issues been rectified?  D

**7 Electronic funds transfer (EFT)**

We need your self-managed super fund's financial institution details to pay any super payments and tax refunds owing to you.

**A Fund's financial institution account details**

This account is used for super contributions and rollovers. Do not provide a tax agent account here.

Fund BSB number (must be six digits)  Fund account number

Fund account name (for example, J&Q Citizen ATF J&Q Family SF)

I would like my tax refunds made to this account.  Y Print Y for yes or N for no.

**B Financial institution account details for tax refunds**

Use Agent Trust Account?

This account is used for tax refunds. You can provide a tax agent account here.

BSB number  Account number

Fund account name (for example, J&Q Citizen ATF J&Q Family SF)

**C Electronic service address alias**

Provide the electronic service address (ESA) issued by your SMSF messaging provider (For example, SMSFdataESAAlias). See instructions for more information.

**8 Status of SMSF**

Australian superannuation fund

A  Y

Fund benefit structure  B  A Code

Does the fund trust deed allow acceptance of the Government's Super Co-contribution and Low Income Super Contribution?

C  Y

**9 Was the fund wound up during the income year?**

N Print Y for yes or N for no.

If yes, provide the date on which fund was wound up

Have all tax lodgment and payment obligations been met?

**10 Exempt current pension income**

Did the fund pay retirement phase superannuation income stream benefits to one or more members in the income year?  Y Print Y for yes or N for no.

To claim a tax exemption for current pension income, you must pay at least the minimum benefit payment under the law. Record exempt current pension income at Label A

If No, Go to Section B: Income

If Yes Exempt current pension income amount  A

Which method did you use to calculate your exempt current pension income?

Segregated assets method  B

Unsegregated assets method  C  X

Was an actuarial certificate obtained?  D  Y Print Y for yes

Did the fund have any other income that was assessable?  E  N Print Y for yes or N for no.

Choosing 'No' means that you do not have any assessable income, including no-TFN quoted contributions. If No - Go to Section C: Deductions and non-deductible expenses. (Do not complete Section B: Income.)

If you are entitled to claim any tax offsets, you can list these at Section D: Income tax calculation statement

1-4

**Section B: Income**

Do not complete this section if all superannuation interests in the SMSF were supporting superannuation income streams in the retirement phase for the entire year, there was no other income that was assessable, and you have not realised a deferred notional gain. If you are entitled to claim any tax offsets, you can record these at Section D: Income tax calculation statement.

**11 Income**

Did you have a capital gains tax (CGT) event during the year?

**G**  **N**

Print Y for yes or N for no.

Have you applied an exemption or rollover?

**M**

Print Y for yes or N for no.

Code

If the total capital loss or total capital gain is greater than \$10,000 or you elected to use the CGT relief in 2017 and the deferred notional gain has been realised, complete and attach a Capital Gains Tax (CGT) schedule 2020

Net capital gain **A**

Gross rent and other leasing and hiring income **B**

Gross interest **C**

Forestry managed investment scheme income **X**

Gross foreign income **D1**  Net foreign income **D**  Loss

Australian franking credits from a New Zealand company **E**

Transfers from foreign funds **F**  Number

Gross payments where ABN not quoted **H**

Gross distribution from partnerships **I**  Loss

\* Unfranked dividend amount **J**

\* Franked dividend amount **K**

\* Dividend franking credit **L**

\* Gross trust distributions **M**  Code

**Calculation of assessable contributions**  
Assessable employer contributions **R1**  0  
plus Assessable personal contributions **R2**  0  
plus #No-TFN-quoted contributions **R3**  0  
(an amount must be included even if it is zero)  
less Transfer of liability to life insurance company or PST **R6**  0

Assessable contributions (R1 plus R2 plus R3 less R6) **R**  0

**Calculation of non-arm's length income**  
\* Net non-arm's length private company dividends **U1**   
plus \* Net non-arm's length trust distributions **U2**   
plus \* Net other non-arm's length income **U3**

\* Other income **S**  Code

\*Assessable income due to changed tax status of fund **T**

**Net non-arm's length income** (subject to 45% tax rate) **U**   
(U1 plus U2 plus U3)

#This is a mandatory label  
\* If an amount is entered at this label, check the instructions to ensure the correct tax treatment has been applied.

**GROSS INCOME** **W**  Loss   
(Sum of labels A to U)

Exempt current pension income **Y**

**TOTAL ASSESSABLE INCOME** **V**  0 Loss   
(W less Y)

**Section C: Deductions and non-deductible expenses**

**12 Deductions and non-deductible expenses**

Under 'Deductions' list all expenses and allowances you are entitled to claim a deduction for. Under 'Non-deductible expenses', list all other expenses or normally allowable deductions that you cannot claim as a deduction (for example, all expenses related to exempt current pension income should be recorded in the 'Non-deductible expenses' column).

	DEDUCTIONS		NON-DEDUCTIBLE EXPENSES
Interest expenses within Australia	<b>A1</b> <input style="width: 150px;" type="text"/>		<b>A2</b> <input style="width: 150px;" type="text"/>
Interest expenses overseas	<b>B1</b> <input style="width: 150px;" type="text"/>		<b>B2</b> <input style="width: 150px;" type="text"/>
Capital works expenditure	<b>D1</b> <input style="width: 150px;" type="text"/>		<b>D2</b> <input style="width: 150px;" type="text"/>
Decline in value of depreciating assets	<b>E1</b> <input style="width: 150px;" type="text"/>		<b>E2</b> <input style="width: 150px;" type="text"/>
Insurance premiums – members	<b>F1</b> <input style="width: 150px;" type="text"/>		<b>F2</b> <input style="width: 150px;" type="text"/>
SMSF auditor fee	<b>H1</b> <input style="width: 150px;" type="text"/>		<b>H2</b> <input style="width: 150px;" type="text"/>
Investment expenses	<b>I1</b> <input style="width: 150px;" type="text"/>		<b>I2</b> <input style="width: 150px;" type="text"/>
Management and administration expenses	<b>J1</b> <input style="width: 150px; text-align: right; value: 259;" type="text"/>		<b>J2</b> <input style="width: 150px; text-align: right; value: 3,421;" type="text"/>
Forestry managed investment scheme expense	<b>U1</b> <input style="width: 150px;" type="text"/>		<b>U2</b> <input style="width: 150px;" type="text"/>
Other amounts	<b>L1</b> <input style="width: 150px;" type="text"/> <input style="width: 30px; height: 20px; vertical-align: middle;" type="text"/>	Code	<b>L2</b> <input style="width: 150px;" type="text"/> <input style="width: 30px; height: 20px; vertical-align: middle;" type="text"/>
Tax losses deducted	<b>M1</b> <input style="width: 150px;" type="text"/>		
<b>TOTAL DEDUCTIONS</b> <b>N</b> <input style="width: 150px; text-align: right; value: 259;" type="text"/> (Total A1 to M1)			<b>TOTAL NON-DEDUCTIBLE EXPENSES</b> <b>Y</b> <input style="width: 150px; text-align: right; value: 3,421;" type="text"/> (Total A2 to L2)
<b>#TAXABLE INCOME OR LOSS</b> <b>O</b> <input style="width: 150px; text-align: right; value: 259;" type="text"/> <input style="width: 30px; height: 20px; vertical-align: middle;" type="text"/> (TOTAL ASSESSABLE INCOME less TOTAL DEDUCTIONS)		Loss L	<b>TOTAL SMSF EXPENSES</b> <b>Z</b> <input style="width: 150px; text-align: right; value: 3,680;" type="text"/> (N plus Y)

#This is a mandatory label.

**Section D: Income tax calculation statement**

**#Important:** Section B label R3, Section C label O and Section D labels A, T1, J, T5 and I are mandatory. If you leave these labels blank you will have specified a zero amount

**13 Calculation statement**

Please refer to the Self-managed superannuation fund annual return instructions 2020 on how to complete the calculation statement.

#Taxable income	<b>A</b> <input style="width: 150px; text-align: right; value: 0;" type="text"/>		0
	(an amount must be included even if it is zero)		
#Tax on taxable income	<b>T1</b> <input style="width: 150px; text-align: right; value: 0.00;" type="text"/>		0.00
	(an amount must be included even if it is zero)		
#Tax on no-TFN-quoted contributions	<b>J</b> <input style="width: 150px; text-align: right; value: 0.00;" type="text"/>		0.00
	(an amount must be included even if it is zero)		
Gross tax	<b>B</b> <input style="width: 150px; text-align: right; value: 0.00;" type="text"/>		0.00
	(T1 plus J)		

Foreign income tax offset	<b>C1</b> <input type="text"/>	<b>Non-refundable non-carry forward tax offsets</b>
Rebates and tax offsets	<b>C2</b> <input type="text"/>	
		<b>C</b> <input type="text" value="0.00"/> (C1 plus C2)

**SUBTOTAL 1**

**T2**   
(B less C –cannot be less than zero)

Early stage venture capital limited partnership tax offset	<b>D1</b> <input type="text"/>	<b>Non-refundable carry forward tax offsets</b>
Early stage venture capital limited partnership tax offset carried forward from previous year	<b>D2</b> <input type="text"/>	
Early stage investor tax offset	<b>D3</b> <input type="text"/>	
Early stage investor tax offset carried forward from previous year	<b>D4</b> <input type="text"/>	
		<b>D</b> <input type="text" value="0.00"/> (D1 plus D2 plus D3 plus D4)
		<b>SUBTOTAL 2</b>
		<b>T3</b> <input type="text" value="0.00"/> (T2 less D –cannot be less than zero)

Complying fund's franking credits tax offset	<b>E1</b> <input type="text" value="4,330.00"/>	<b>Refundable tax offsets</b>
No-TFN tax offset	<b>E2</b> <input type="text"/>	
National rental affordability scheme tax offset	<b>E3</b> <input type="text"/>	
Exploration credit tax offset	<b>E4</b> <input type="text"/>	
		<b>E</b> <input type="text" value="4,330.00"/> (E1 plus E2 plus E3 plus E4)

**#TAX PAYABLE T5**   
(T3 less E - cannot be less than zero)

**Section 102AAM interest charge**

**G**



Fund's tax file number (TFN)

1-7

Credit for interest on early payments – amount of interest	<b>H1</b> <input type="text"/>	
Credit for tax withheld – foreign resident withholding (excluding capital gains)	<b>H2</b> <input type="text"/>	
Credit for tax withheld – where ABN or TFN not quoted (non-individual)	<b>H3</b> <input type="text"/>	
Credit for TFN amounts withheld from payments from closely held trusts	<b>H5</b> <input type="text"/>	
Credit for interest on no-TFN tax offset	<b>H6</b> <input type="text"/>	
Credit for foreign resident capital gains withholding amounts	<b>H8</b> <input type="text"/>	
	<b>Eligible credits</b>	<b>H</b> <input type="text" value="0.00"/>
		(H1 plus H2 plus H3 plus H5 plus H6 plus H8)

<b>#Tax offset refunds</b> (Remainder of refundable tax offsets).	<b>I</b> <input type="text" value="4,330.00"/>
	(unused amount from label E – an amount must be included even if it is zero)

**PAYG instalments raised**

**K**

**Supervisory levy**

**L**

**Supervisory levy adjustment for wound up funds**

**M**

**Supervisory levy adjustment for new funds**

**N**

<b>Total amount of tax refundable</b>	<b>S</b> <input type="text" value="4,071.00"/>
	(T5 plus G less H less I less K plus L less M plus N)

#This is a mandatory label.

**Section E: Losses**

**14 Losses**

If total loss is greater than \$100,000, complete and attach a Losses schedule 2020.

Tax losses carried forward to later income years **U**

Net capital losses carried forward to later income years **V**

Net capital losses brought forward from prior years		Net capital losses carried forward to later income years	
Non-Collectables	<input type="text" value="37,855"/>		<input type="text" value="99,799"/>
Collectables	<input type="text" value="0"/>		<input type="text" value="0"/>

**Section F / Section G: Member Information**

In Section F / G report all current members in the fund at 30 June.  
Use Section F / G to report any former members or deceased members who held an interest in the fund at any time during the income year.

Title		Mr	Member'sTFN		Member Number	1
Family name		Peate			Account status	<input type="radio"/> Code
First given name		Roger				
Other given names		Hadfield				
Date of birth		15/06/1933	If deceased, date of death			

**Contributions**      OPENING ACCOUNT BALANCE      361,763.00

Refer to instructions for completing these labels	Proceeds from primary residence disposal
Employer contributions	<b>H</b>
<b>A</b>	Receipt date
ABN of principal employer	<b>H</b>
<b>A1</b>	Assessable foreign superannuation fund amount
Personal contributions	<b>I</b>
<b>B</b>	Non-assessable foreign superannuation fund amount
CGT small business retirement exemption	<b>J</b>
<b>C</b>	Transfer from reserve: assessable amount
CGT small business 15-year exemption amount	<b>K</b>
<b>D</b>	Transfer from reserve: non-assessable amount
Personal injury election	<b>L</b>
<b>E</b>	Contributions from non-complying funds and previously non-complying funds
Spouse and child contributions	<b>T</b>
<b>F</b>	Any other contributions (including Super Co-contributions and low Income Super Contributions)
Other third party contributions	<b>M</b>
<b>G</b>	
<b>TOTAL CONTRIBUTIONS</b> <b>N</b> 0.00	
	(Sum of labels A to M)

**Other transactions**

Accumulation phase account balance	Allocated earnings or losses	<b>O</b> 11,955.00	Loss
<b>S1</b> 0.00	Inward rollovers and transfers	<b>P</b>	<b>L</b>
Retirement phase account balance - Non CDBIS	Outward rollovers and transfers	<b>Q</b>	Code
<b>S2</b> 113,689.00	Lump Sum payment	<b>R1</b>	<input type="checkbox"/>
Retirement phase account balance - CDBIS	Income stream payment	<b>R2</b> 236,119.00	Code
<b>S3</b> 0.00			<b>M</b>
<input type="checkbox"/> TRIS Count	<b>CLOSING ACCOUNT BALANCE</b> <b>S</b> 113,689.00		
		S1 plus S2 plus S3	
Accumulation phase value	<b>X1</b> 0.00		
Retirement phase value	<b>X2</b> 113,689.00		
Outstanding limited recourse borrowing arrangement amount	<b>Y</b> 0.00		

Fund's tax file number (TFN)

Title	Mrs	See the Privacy note in the Declaration.	Member Number	2
Family name	Peate	Member's TFN	Account status	<input type="checkbox"/> Code
First given name	Natalie			
Other given names	Florence			
Date of birth	18/09/1931	If deceased, date of death		

**Contributions**

OPENING ACCOUNT BALANCE 333,787.00

Refer to instructions for completing these labels

Employer contributions

**A**

ABN of principal employer

**A1**

Personal contributions

**B**

CGT small business retirement exemption

**C**

CGT small business 15-year exemption amount

**D**

Personal injury election

**E**

Spouse and child contributions

**F**

Other third party contributions

**G**

Proceeds from primary residence disposal

**H**

Receipt date

**H**

Assessable foreign superannuation fund amount

**I**

Non-assessable foreign superannuation fund amount

**J**

Transfer from reserve: assessable amount

**K**

Transfer from reserve: non-assessable amount

**L**

Contributions from non-complying funds and previously non-complying funds

**T**

Any other contributions (including Super Co-contributions and low Income Super Contributions)

**M**

TOTAL CONTRIBUTIONS **N**

(Sum of labels A to M)

**Other transactions**

Accumulation phase account balance

**S1**

Retirement phase account balance - Non CDBIS

**S2**

Retirement phase account balance - CDBIS

**S3**

TRIS Count

Allocated earnings or losses **O**

Loss  
**L**

Inward rollovers and transfers **P**

Outward rollovers and transfers **Q**

Lump Sum payment **R1**

Code

Income stream payment **R2**

Code  
**M**

CLOSING ACCOUNT BALANCE **S**

S1 plus S2 plus S3

Accumulation phase value **X1**

Retirement phase value **X2**

Outstanding limited recourse borrowing arrangement amount **Y**

Section H: Assets and liabilities

15 ASSETS

15a Australian managed investments

Listed trusts **A**

Unlisted trusts **B**

Insurance policy **C**

Other managed investments **D**

15b Australian direct investments

Cash and term deposits **E**

Debt securities **F**

Loans **G**

Listed shares **H**

Unlisted shares **I**

Limited recourse borrowing arrangements **J**

Limited recourse borrowing arrangements

Australian residential real property

**J1**

Australian non-residential real property

**J2**

Overseas real property

**J3**

Australian shares

**J4**

Overseas shares

**J5**

Other

**J6**

Property count

**J7**

Non-residential real property **K**

Residential real property **L**

Collectables and personal use assets **M**

Other assets **O**

15c Other investments

Crypto-Currency **N**

15d Overseas direct investments

Overseas shares **P**

Overseas non-residential real property **Q**

Overseas residential real property **R**

Overseas managed investments **S**

Other overseas assets **T**

**TOTAL AUSTRALIAN AND OVERSEAS ASSETS** **U**   
(Sum of labels A to T)

15e In-house assets

Did the fund have a loan to, lease to or investment in, related parties (known as in-house assets) at the end of the income year

15f Limited recourse borrowing arrangements

If the fund had an LRBA were the LRBA borrowings from a licensed financial institution? **A**  Print Y for yes or N for no.

Did the members or related parties of the fund use personal guarantees or other security for the LRBA? **B**  Print Y for yes or N for no.

1-11

16 LIABILITIES

Borrowings for limited recourse borrowing arrangements	<b>V1</b>	<input type="text"/>	
Permissible temporary borrowings	<b>V2</b>	<input type="text"/>	
Other borrowings	<b>V3</b>	<input type="text"/>	
			Borrowings <b>V</b> <input type="text"/>
Total member closing account balances (total of all CLOSING ACCOUNT BALANCES from Sections F and G)		<b>W</b>	<input type="text" value="206,327"/>
Reserve accounts		<b>X</b>	<input type="text"/>
Other liabilities		<b>Y</b>	<input type="text"/>
<b>TOTAL LIABILITIES</b>		<b>Z</b>	<input type="text" value="206,327"/>

Section I: Taxation of financial arrangements

17 Taxation of financial arrangements (TOFA)

Total TOFA gains	<b>H</b>	<input type="text"/>
Total TOFA losses	<b>I</b>	<input type="text"/>

Section J: Other information

Family trust election status

If the trust or fund has made, or is making, a family trust election, write the four-digit income year specified of the election (for example, for the 2019–20 income year, write 2020). **A**

If revoking or varying a family trust election, print R for revoke or print V for variation, and complete and attach the Family trust election, revocation or variation 2020. **B**

Interposed entity election status

If the trust or fund has an existing election, write the earliest income year specified. If the trust or fund is making one or more elections this year, write the earliest income year being specified and complete an Interposed entity election or revocation 2020 for each election **C**

If revoking an interposed entity election, print R, and complete and attach the Interposed entity election or revocation 2020. **D**

1-12

Section K:Declarations

Penalties may be imposed for false or misleading information in addition to penalties relating to any tax shortfalls.

Important

Before making this declaration check to ensure that all income has been disclosed and the annual return, all attached schedules and any additional documents are true and correct in every detail. If you leave labels blank, you will have specified a zero amount or the label was not applicable to you. If you are in doubt about any aspect of the annual return, place all the facts before the ATO.

Privacy

The ATO is authorised by the Taxation Administration Act 1953 to request the provision of tax file numbers (TFNs). We will use the TFN to identify the entity in our records. It is not an offence not to provide the TFN. However if you do not provide the TFN, the processing of this form may be delayed.

Taxation law authorises the ATO to collect information and disclose it to other government agencies. For information about your privacy go to ato.gov.au/privacy.

TRUSTEE'S OR DIRECTOR'S DECLARATION:

I declare that, the current trustees and directors have authorised this annual return and it is documented as such in the SMSF's records. I have received a copy of the audit report (if required) and are aware of any matters raised therein. The information on this annual return, including any attached schedules and additional documentation is true and correct.

Authorised trustee's, director's or public officer's signature

[Signature box]

Date Day Month Year

Preferred trustee or director contact details:

Title Mr

Family name Peate

First given name Roger

Other given names

Phone number Area code 03 Number 98981633

Email address

Non-individual trustee name (if applicable)

ABN of non-individual trustee

Time taken to prepare and complete this annual return Hrs

The Commissioner of Taxation, as Registrar of the Australian Business Register, may use the ABN and business details which you provide on this annual return to maintain the integrity of the register. For further information, refer to the instructions.

TAX AGENT'S DECLARATION:

I, AR QUAYLE & CO

declare that the Self-managed superannuation fund annual return 2020 has been prepared in accordance with information provided by the trustees, that the trustees have given me a declaration stating that the information provided to me is true and correct, and that the trustees have authorised me to lodge this annual return.

Tax agent's signature

Date Day Month Year

Tax agent's contact details

Title Mr

Family name Quayle

First given name Andrew

Other given names

Tax agent's practice AR QUAYLE & CO

Tax agent's phone number Area code 03 Number 98981633

Tax agent number 71041008

Reference number PEA0204

# Peate Superannuation Fund

Financial Statements  
For the year ended 30 June 2020



AR Quayle & Co  
Certified Practising Accountants  
Suite 8, 857 Doncaster Road  
Doncaster East 3109

Phone: (03) 9898 1633 Fax: (03) 9972 5156

# Peate Superannuation Fund

## **Contents**

Compilation Report

Trustee's Declaration

Detailed Operating Statement

Statement of Financial Position

Notes to the Financial Statements



**Peate Superannuation Fund**  
**Compilation Report to Peate Superannuation Fund**

---

We have compiled the accompanying special purpose financial statements of Peate Superannuation Fund, which comprise the balance sheet as at 30 June 2020, the Statement of Profit and Loss for the year then ended, a summary of significant accounting policies, notes to the financial statements and trustee's declaration. The specific purpose for which the special purpose financial statements have been prepared is set out in Note 1 to the financial statements.

*The Responsibility of the Trustee*

The trustee of Peate Superannuation Fund is solely responsible for the information contained in the special purpose financial statements, the reliability, accuracy and completeness of the information and for the determination that the financial reporting framework used is appropriate to meet its needs and for the purpose that the financial statements were prepared.

*Our Responsibility*

On the basis of information provided by the trustee, we have compiled the accompanying special purpose financial statements in accordance with the financial reporting framework as described in Note 1 to the financial statements and APES 315 Compilation of Financial Information.

We have applied our expertise in accounting and financial reporting to compile these financial statements in accordance with the financial reporting framework described in Note 1 to the financial statements. We have complied with the relevant ethical requirements of APES 110 Code of Ethics for Professional Accountants (including Independence Standards).

*Assurance Disclaimer*

Since a compilation engagement is not an assurance engagement, we are not required to verify the reliability, accuracy or completeness of the information provided to us by management to compile these financial statements. Accordingly, we do not express an audit opinion or a review conclusion on these financial statements.

The special purpose financial statements were compiled exclusively for the benefit of the trustee who is responsible for the reliability, accuracy and completeness of the information used to compile them. Accordingly, these special purpose financial statements may not be suitable for other purposes. We do not accept responsibility for the contents of the special purpose financial statements.

---

AR Quayle & Co  
Suite 8, 857 Doncaster Road  
Doncaster East

12 June, 2021

## Peate Superannuation Fund Trustee's Declaration

---

The trustee has determined that the fund is not a reporting entity and that the special purpose financial statements should be prepared in accordance with the accounting policies described in Note 1 to the financial statements.

In the opinion of the trustee:

- (i) the financial statements and notes to the financial statements for the year ended 30 June 2020 present fairly, in all material respects, the financial position of the Superannuation Fund at 30 June 2020 and the results of its operations for the year then ended in accordance with the accounting policies described in Note 1 to the financial statements; and
- (ii) the financial statements and notes to the financial statements have been prepared in accordance with the requirements of the trust deed; and
- (iii) the operation of the Superannuation Fund has been carried out in accordance with its trust deed and in compliance with the requirements of the Superannuation Industry (Supervision) Act 1993 and associated Regulations during the year ended 30 June 2020.

Signed in accordance with a resolution of the trustee by:



---

Roger Peate , (Trustee)

Date 12/06/2021

**Peate Superannuation Fund**  
**Detailed Operating Statement**  
**For the year ended 30 June 2020**

	Note	2020 \$	2019 \$
<b>Revenue</b>			
Interest		3,842	18,513
Dividends - franked		14,518	8,368
Dividends - unfranked		1,940	9,425
Change in NMV shares in companies			(18,135)
Profit on sale of assets		(39,618)	2,096
Total revenue		<u>(19,318)</u>	<u>20,268</u>
<b>Expenses</b>			
Accountancy		1,430	1,265
Advice Fees			40
Bank Fees And Charges		2	
Filing Fees		259	259
General expenses			
Portfolio Fees		1,976	27
Total expenses		<u>3,666</u>	<u>1,592</u>
<b>Surplus (Deficit)</b>		<b>(22,985)</b>	<b>18,676</b>
Income tax expense			(3,586)
<b>Surplus (Deficit) After Income Tax</b>		<b>(22,985)</b>	<b>22,262</b>
<b>Net Assets Available to Pay Benefits at End of Period</b>		<b><u>206,328</u></b>	<b><u>695,550</u></b>

These financial statements are unaudited. They must be read in conjunction with the attached Accountant's Compilation Report and Notes which form part of these financial statements.

**Peate Superannuation Fund**  
**Statement of Financial Position as at 30 June 2020**

	Note	2020 \$	2019 \$
<b>Investments</b>			
Shares in listed companies			228,679
Other fixed inter't securities		200,000	200,000
Total Investments		<u>200,000</u>	<u>428,679</u>
<b>Other Assets</b>			
ANZ Bank - # 30328		2,000	99,296
ANZ Bank - # 97806			8,131
Shaw Stockbroking			152,123
Clearing Account			75,000
Total other assets		<u>2,000</u>	<u>334,549</u>
Total assets		<u>202,000</u>	<u>763,228</u>
<b>Liabilities</b>			
Unsettled Trades			71,263
Income tax payable		(4,328)	(3,584)
Total liabilities		<u>(4,328)</u>	<u>67,679</u>
<b>Net Assets Available to Pay Benefits</b>		<u><u>206,328</u></u>	<u><u>695,550</u></u>

---

These financial statements are unaudited. They must be read in conjunction with the attached Accountant's  
Compilation Report and Notes which form part of these financial statements.

**Peate Superannuation Fund**  
**Notes to the Financial Statements**  
**For the year ended 30 June 2020**

---

## **Note 1: Summary of Significant Accounting Policies**

The trustee has prepared the financial statements on the basis that the Superannuation Fund is a non-reporting entity because there are no users dependent on general purpose financial statements. The financial statements are therefore special purpose financial statements that have been prepared in order to meet the requirements of the Superannuation Industry (Supervision) Act 1993 and associated Regulations, the trust deed of the fund and the needs of member.

The financial statements have been prepared on an accrual basis and are based on historical costs, except for investments which have been measured at market value.

The following significant accounting policies, which are consistent with the policies applied in the previous period unless otherwise stated, have been adopted in the preparation of the financial statements.

The financial statements were authorised for issue on 12 June, 2021 by the trustee.

### **(a) Measurement of Investments**

The Fund initially recognises:

- (i) an investment when it controls the future economic benefits expected to flow from the asset. For financial assets, the trade date is considered to be the date on which control of the future economic benefits attributable to the asset passes to the Fund; and
- (ii) a financial liability on the date it becomes a party to the contractual provisions of the instrument.

Investments of the Fund have been measured at market value, which refers to the amount that a willing buyer could reasonably be expected to pay to acquire an asset from a willing seller if the following assumptions are made:

- (i) that the buyer and the seller deal with each other at arm's length in relation to the sale;
- (ii) that the sale occurred after proper marketing of the asset; and
- (iii) that the buyer and the seller acted knowledgeably and prudentially in relation to the sale.

Market value has been determined as follows:

- (i) shares and other securities listed on the Australian Securities Exchange by reference to the relevant market quotations at the end of the reporting period;
- (ii) units in managed funds by reference to the unit redemption price at the end of the reporting period;
- (iii) fixed-interest securities by reference to the redemption price at the end of the reporting period; and
- (iv) investment properties at the trustee's assessment of their realisable value.

26

**Peate Superannuation Fund**  
**Notes to the Financial Statements**  
**For the year ended 30 June 2020**

---

Financial liabilities, such as trade creditors and other payables, are measured at the gross value of the outstanding balance at the end of the reporting period. The trustee has determined that the gross value of the Fund's financial liabilities is equivalent to the market value. Any remeasurement changes in the gross value of non-current financial liabilities (including liabilities for members' accrued benefits) are recognised in the operating statement in the periods in which they occur.

**(b) Cash and Cash Equivalents**

Cash and cash equivalents include cash on hand and at call, deposits with banks and short-term, highly liquid investments that are readily convertible to cash and subject to an insignificant risk of change in value.

**(c) Revenue**

Revenue is recognised to the extent that it is probable that the economic benefits will flow to the Fund and the revenue can be reliably measured. Revenue is recognised at the fair value of the consideration received or receivable.

**Interest revenue**

Interest revenue is recognised in respect of fixed-interest securities, and cash and cash equivalent balances. Interest revenue is recognised as it accrues.

**Dividend revenue**

Dividend revenue is recognised when the dividend has been paid or, in the case of dividend reinvestment schemes, when the dividend is credited to the benefit of the fund.

**Rental revenue**

Rental revenue arising from operating leases on investment properties is recognised upon receipt.

**Distribution revenue**

Distributions from trusts are recognised as at the date the unit value is quoted ex-distributions and, if not received at the end of the reporting period, are reflected in the statement of financial position as a receivable at net market value.

**Remeasurement changes in market values**

Remeasurement changes in the market values of assets are recognised as income and determined as the difference between the market value at year-end or consideration received (if sold during the year) and the market value as at the prior year-end or cost (if acquired during the period).

**Contributions**

Contributions and transfers in are recognised when the control and the benefits from the revenue have been attained and are recorded by the Fund, gross of any taxes, in the period to which they relate.

**Peate Superannuation Fund**  
**Notes to the Financial Statements**  
**For the year ended 30 June 2020**

---

**(d) Liability for Accrued Benefits**

The liability for accrued benefits represents the Fund's present obligation to pay benefits to members and beneficiaries, and has been calculated as the difference between the carrying amount of the assets and the carrying amount of the other payables and income tax liabilities as at the end of the reporting period.

**(e) Income Tax**

The income tax expense (income) for the year comprises current income tax expense (income) and deferred tax expense (income).

Current tax and deferred tax are recognised in profit or loss. Current tax liabilities (assets) are therefore measured at the amounts expected to be paid to (recovered from) the relevant taxation authority.

Deferred income tax expense reflects movements in deferred tax liability balances during the year as well as unused tax losses.

No deferred income tax is recognised from the initial recognition of an asset or liability where there is no effect on accounting or taxable profit or loss.

Deferred tax assets and liabilities are calculated at the tax rates that are expected to apply to the period when the asset is realised or the liability is settled, and their measurement also reflects the manner in which the trustee expects to recover or settle the carrying amount of the related asset or liability.

Deferred tax assets relating to temporary differences and unused tax losses are recognised only to the extent that it is probable that future taxable profit will be available against which the benefits of the deferred tax asset can be utilised.

**(f) Goods and Services Tax (GST)**

Revenues, expenses and assets are recognised net of the amount of GST, except where the amount of GST incurred is not recoverable from the Australian Taxation Office (ATO).

The net amount of GST recoverable from, or payable to, the ATO is included with other receivables or other payables in the statement of financial position.

**(g) Critical Accounting Estimates and Judgements**

The preparation of financial statements requires the trustee to make judgements, estimates and assumptions that affect the application of accounting policies and the reported amounts of assets and liabilities, income and expenses. Actual results may differ from these estimates.

Estimates and underlying assumptions are reviewed on an ongoing basis. Revisions to accounting estimates are recognised in the period in which the estimate is revised and in any future period affected.





**Peate Superannuation Fund**  
**Comparative Trial Balance as at 30 June 2020**

	2020 \$ Dr	2020 \$ Cr	2019 \$ Dr	2019 \$ Cr
<b>Income</b>				
0600	39,618.41			2,095.87
0800		3,842.31		18,513.09
0820		14,518.05		8,367.91
0821		1,939.91		9,425.45
0850			18,134.70	
<b>Expenses</b>				
1510	1,430.00		1,265.00	
1517			40.44	
1545	1.60		0.20	
1685	259.00		259.00	
1715			0.40	
1830	1,975.82		26.69	
1998				3,586.25
				<u>Workpaper Reference</u>
<b>Current Assets</b>				
2000	2,000.00	7-24	99,295.66	
2001			8,131.02	
2003			152,122.76	
2004				71,262.67
2005			75,000.03	
<b>Non Current Assets</b>				
2520			228,678.97	
2620	200,000.00	7-1	200,000.00	
<b>Current Liabilities</b>				
3325	4,327.83	5-1	3,584.08	

These financial statements are unaudited. They must be read in conjunction with the attached Accountant's Compilation Report and Notes which form part of these financial statements.

**Peate Superannuation Fund**  
**Comparative Trial Balance as at 30 June 2020**

		2020	2020	2019	2019
		\$ Dr	\$ Cr	\$ Dr	\$ Cr
<b>Equity</b>					
4000	Opening balance - Members fund				
4000.05	Opening balance - Roger Peate		361,763.01		385,194.95
4000.06	Opening balance - Natalie Peate		326,862.54		349,964.57
4000.07	Opening balance - Natalie Peate		6,780.67		6,042.85
4000.08	Opening Balance - Natalie Peate		95.29		56.62
4000.09	Opening Balance - Natalie Peate		48.34		28.72
			<u>695,549.85</u>		<u>741,287.71</u>
4080	Benefits paid				
4080.05	Roger Peate	236,118.99		35,000.00	
4080.06	Natalie Peate	223,193.99		33,000.00	
4080.07	Natalie Peate	6,780.84			
4080.08	Benefits paid	95.30			
4080.09	Benefits paid	48.34			
				<u>68,000.00</u>	
		<u>715,850.12</u>	<u>715,850.12</u>	<u>854,538.95</u>	<u>854,538.95</u>
<b>Net Loss</b>		<b>22,984.56</b>			<b>22,262.14</b>

## Peate Superannuation Fund

## Ledger Entries Report for the year ending 30 June, 2020

Date	Trans No	Chq/Rec	Description	Code	Debit	Credit	Total
<b>Account number 0600 - Profit on sale of assets</b>							
27/02/2020	000000063	J	Purchase - 670 COL Shares		137.50		137.50
28/02/2020	000000062	J	Disposal - 9450 AHY Shares			9,122.56	(8,985.06)
28/02/2020	000000062	J	Disposal - 9450 AHY shares		7,748.06		(1,237.00)
25/05/2020	000000047	J	Disposal - 522 WBC Shares			3,431.62	(4,668.62)
25/05/2020	000000047	J	Disposal - 522 WBC shares		10,405.41		5,736.79
25/05/2020	000000048	J	Disposal - 1125 DOW Shares			1,075.15	4,661.64
25/05/2020	000000048	J	Disposal - 1125 DOW shares		4,250.15		8,911.79
25/05/2020	000000049	J	Disposal - 2770 HLS Shares			6,113.03	2,798.76
25/05/2020	000000049	J	Disposal - 2770 HLS shares		8,134.13		10,932.89
26/05/2020	000000050	J	Disposal - 2970 HLS Shares			6,554.41	4,378.48
26/05/2020	000000050	J	Disposal - 2970 HLS shares		8,584.26		12,962.74
26/05/2020	000000051	J	Disposal - 478 WBC Shares			3,142.36	9,820.38
26/05/2020	000000051	J	Disposal - 478 WBC shares		9,372.56		19,192.94
26/05/2020	000000052	J	Disposal - 44 WBC Shares		125.84		19,318.78
26/05/2020	000000052	J	Disposal - 44 WBC shares		447.65		19,766.43
26/05/2020	000000053	J	Disposal - 1130 DOW Shares			1,079.93	18,686.50
26/05/2020	000000053	J	Disposal - 1130 DOW shares		4,074.43		22,760.93
27/05/2020	000000054	J	Disposal - 750 WES Shares			2,928.89	19,832.04
27/05/2020	000000054	J	Disposal - 750 WES shares			491.11	19,340.93
27/05/2020	000000064	J	Disposal - 750 COL Shares		1,325.40		20,666.33

**Peate Superannuation Fund****Ledger Entries Report for the year ending 30 June, 2020**

Date	Trans No	Chq/Rec	Description	Code	Debit	Credit	Total
27/05/2020	000000064	J	Disposal - 750 COL shares			2,787.90	17,878.43
27/05/2020	000000065	J	Disposal - 670 COL Shares			137.50	17,740.93
27/05/2020	000000065	J	Disposal - 670 COL shares			311.40	17,429.53
30/06/2020	000000067	J	Shaw&Partners Current Yr Purchases		269,244.92		286,674.45
30/06/2020	000000068	J	Sale Of All Shaw&Partner s Shares		120,446.98		407,121.43
30/06/2020	000000069	J	Sale Of All Shaw&Partner s Shares			367,503.02	39,618.41
30/06/2020	000000073	J	Year end closing entry			39,618.41	0.00
Total					<b>444,297.29</b>	<b>444,297.29</b>	
<b>Account number 0800 - Interest</b>							
31/07/2019	000000002	J	Gross interest			1.84	(1.84)
30/08/2019	000000003	J	Gross interest			1.27	(3.11)
26/09/2019	000000014	J	Gross interest - ANZ Term Deposit			2,530.63	(2,533.74)
30/09/2019	000000004	J	Gross interest			1.08	(2,534.82)
31/10/2019	000000005	J	Gross interest			0.96	(2,535.78)
30/06/2020	000000015	J	Gross interest			1.73	(2,537.51)
30/06/2020	000000055	J	Gross interest - ANZ T/D			1,168.53	(3,706.04)
30/06/2020	000000066	J	Shaw&Partners Inc&ExpSumm ary			135.97	(3,842.01)
30/06/2020	000000072	J	To Bal To Bank Account			0.30	(3,842.31)
30/06/2020	000000073	J	Year end closing entry		3,842.31		0.00
Total					<b>3,842.31</b>	<b>3,842.31</b>	

**Peate Superannuation Fund**  
**Ledger Entries Report for the year ending 30 June, 2020**

Date	Trans No	Chq/Rec	Description	Code	Debit	Credit	Total
<b>Account number 0820 - Dividends - franked</b>							
26/09/2019	000000039	J	Franked dividend			266.25	(266.25)
27/09/2019	000000040	J	Franked dividend			195.16	(461.41)
02/10/2019	000000041	J	Franked dividend			157.85	(619.26)
09/10/2019	000000042	J	Franked dividend			585.00	(1,204.26)
29/12/2019	000000043	J	Franked dividend			835.20	(2,039.46)
27/03/2020	000000044	J	Franked dividend			225.00	(2,264.46)
31/03/2020	000000061	J	Franked dividend			562.50	(2,826.96)
30/06/2020	000000066	J	Shaw&Partners Inc&ExpSummary			7,361.09	(10,188.05)
30/06/2020	000000070	J	Add Back Imp Credits For Year			4,330.00	(14,518.05)
30/06/2020	000000073	J	Year end closing entry		14,518.05		0.00
Total					<b>14,518.05</b>	<b>14,518.05</b>	
<b>Account number 0821 - Dividends - unfranked</b>							
02/10/2019	000000041	J	Unfranked dividend			157.85	(157.85)
30/06/2020	000000066	J	Shaw&Partners Inc&ExpSummary			1,782.06	(1,939.91)
30/06/2020	000000073	J	Year end closing entry		1,939.91		0.00
Total					<b>1,939.91</b>	<b>1,939.91</b>	
<b>Account number 1510 - Accountancy</b>							
27/02/2020	000000035	J	ARQ Fees		1,430.00		1,430.00
30/06/2020	000000073	J	Year end closing entry			1,430.00	0.00
Total					<b>1,430.00</b>	<b>1,430.00</b>	
<b>Account number 1545 - Bank Fees And Charges</b>							
10/07/2019	000000034	J	Bank Fee		1.20		1.20
08/05/2020	000000036	J	Bank Fee	FOA	0.40		1.60
30/06/2020	000000073	J	Year end closing entry			1.60	0.00
Total					<b>1.60</b>	<b>1.60</b>	

**Peate Superannuation Fund**  
**Ledger Entries Report for the year ending 30 June, 2020**

Date	Trans No	Chq/Rec	Description	Code	Debit	Credit	Total
<b>Account number 1685 - Filing Fees</b>							
04/03/2020	000000038	J	2019 Filing Fee		259.00		259.00
30/06/2020	000000073	J	Year end closing entry			259.00	0.00
Total					<b>259.00</b>	<b>259.00</b>	
<b>Account number 1830 - Portfolio Fees</b>							
30/06/2020	000000066	J	Shaw&Partners Inc&ExpSummary		1,988.68		1,988.68
30/06/2020	000000071	J	Shaw&partners Fee Waived			12.86	1,975.82
30/06/2020	000000073	J	Year end closing entry			1,975.82	0.00
Total					<b>1,988.68</b>	<b>1,988.68</b>	
<b>Account number 2000 - ANZ Bank - # 30328</b>							
01/07/2019	000000001	J	Opening balance		99,295.66		99,295.66
01/07/2019	000000059	J	Account funds transfer			25,000.00	74,295.66
01/07/2019	000000060	J	Account funds transfer			50,000.00	24,295.66
10/07/2019	000000034	J	Bank Fee			1.20	24,294.46
11/07/2019	000000018	J	Roger Pension			5,000.00	19,294.46
11/07/2019	000000019	J	Natalie Pension			2,340.48	16,953.98
11/07/2019	000000020	J	Natalie Pension			2,659.52	14,294.46
09/09/2019	000000021	J	Roger Pension			5,000.00	9,294.46
09/09/2019	000000022	J	Natalie Pension			5,000.00	4,294.46
26/09/2019	000000039	J	Net dividend - COL		266.25		4,560.71
27/09/2019	000000040	J	Net dividend - HLS		195.16		4,755.87
02/10/2019	000000041	J	Net dividend - DOW		315.70		5,071.57
09/10/2019	000000042	J	Net dividend - WES		585.00		5,656.57
15/10/2019	000000023	J	Roger Pension			5,000.00	656.57
29/12/2019	000000043	J	Net dividend - WBC		835.20		1,491.77
27/02/2020	000000006	J	Account funds transfer		500.00		1,991.77
27/02/2020	000000035	J	ARQ Fees			1,430.00	561.77
04/03/2020	000000037	J	Payment - Tax Refund - 2019 Tax Refund		3,586.25		4,148.02
04/03/2020	000000038	J	2019 Filing Fee			259.00	3,889.02

## Peate Superannuation Fund

## Ledger Entries Report for the year ending 30 June, 2020

Date	Trans No	Chq/Rec	Description	Code	Debit	Credit	Total
27/03/2020	000000044	J	Net dividend - COL		225.00		4,114.02
31/03/2020	000000061	J	Net dividend - WES		562.50		4,676.52
22/04/2020	000000045	J	Account funds transfer		100,000.00		104,676.52
24/04/2020	000000024	J	Roger Pension			50,000.00	54,676.52
24/04/2020	000000025	J	Natalie Pension			50,000.00	4,676.52
30/04/2020	000000046	J	Account funds transfer		236,408.67		241,085.19
01/05/2020	000000026	J	Roger Pension			115,000.00	126,085.19
01/05/2020	000000027	J	Natalie Pension			115,000.00	11,085.19
08/05/2020	000000028	J	Roger Pension			5,000.00	6,085.19
08/05/2020	000000029	J	Natalie Pension			5,000.00	1,085.19
08/05/2020	000000036	J	Bank Fee			0.40	1,084.79
25/05/2020	000000047	J	Disposal - 522 WBC shares		7,830.13		8,914.92
25/05/2020	000000048	J	Disposal - 1125 DOW shares		4,610.00		13,524.92
25/05/2020	000000049	J	Disposal - 2770 HLS shares		6,344.30		19,869.22
26/05/2020	000000050	J	Disposal - 2970 HLS shares		6,939.55		26,808.77
26/05/2020	000000051	J	Disposal - 478 WBC shares		7,325.88		34,134.65
26/05/2020	000000052	J	Disposal - 44 WBC shares		674.35		34,809.00
26/05/2020	000000053	J	Disposal - 1130 DOW shares		4,825.10		39,634.10
27/05/2020	000000054	J	Disposal - 750 WES shares		30,540.00		70,174.10
27/05/2020	000000064	J	Disposal - 750 COL shares		11,475.00		81,649.10
27/05/2020	000000065	J	Disposal - 670 COL shares		10,251.00		91,900.10
23/06/2020	000000030	J	Roger Pension			45,000.00	46,900.10
23/06/2020	000000031	J	Natalie Pension			45,000.00	1,900.10
30/06/2020	000000032	J	Roger Pension			534.46	1,365.64
30/06/2020	000000033	J	Natalie Pension			534.47	831.17

## Peate Superannuation Fund

### Ledger Entries Report for the year ending 30 June, 2020

Date	Trans No	Chq/Rec	Description	Code	Debit	Credit	Total
30/06/2020	000000055	J	Interest - Peate Super Fund - ANZ T/D		1,168.53		1,999.70
30/06/2020	000000072	J	To Bal To Bank Account		0.30		2,000.00
Total					<b>534,759.53</b>	<b>532,759.53</b>	
<b>Account number 2001 - ANZ Bank - # 97806</b>							
01/07/2019	000000001	J	Opening balance		8,131.02		8,131.02
31/07/2019	000000002	J	Interest - Peate Super Fund - Online Sav		1.84		8,132.86
30/08/2019	000000003	J	Interest - Peate Super Fund - Online Sav		1.27		8,134.13
26/09/2019	000000014	J	Interest - ANZ Term Deposit		2,530.63		10,664.76
30/09/2019	000000004	J	Interest - Peate Super Fund - Online Sav		1.08		10,665.84
15/10/2019	000000007	J	Roger Pension			5,000.00	5,665.84
28/10/2019	000000008	J	Natalie Pension Payt			48.34	5,617.50
28/10/2019	000000009	J	Natalie Pension			95.30	5,522.20
28/10/2019	000000010	J	Natalie Pension			1,856.36	3,665.84
28/10/2019	000000011	J	Natalie Pension			2,000.00	1,665.84
31/10/2019	000000005	J	Interest - Peate Super Fund - Online Sav		0.96		1,666.80
27/02/2020	000000006	J	Account funds transfer			500.00	1,166.80
30/06/2020	000000012	J	Roger Pension			584.53	582.27
30/06/2020	000000013	J	Natalie Pension			584.00	(1.73)
30/06/2020	000000015	J	Interest - Peate Super Fund - Online Sav		1.73		0.00
Total					<b>10,668.53</b>	<b>10,668.53</b>	



# Peate Superannuation Fund

## Ledger Entries Report for the year ending 30 June, 2020

Date	Trans No	Chq/Rec	Description	Code	Debit	Credit	Total
<b>Account number 2003 - Shaw Stockbroking</b>							
01/07/2019	000000001	J	Opening balance		152,122.76		152,122.76
01/07/2019	000000057	J	Account funds transfer		50,000.00		202,122.76
01/07/2019	000000058	J	Account funds transfer		25,000.00		227,122.76
01/07/2019	000000059	J	Account funds transfer		25,000.00		252,122.76
01/07/2019	000000060	J	Account funds transfer		50,000.00		302,122.76
02/07/2019	000000056	J	Account funds transfer			71,262.67	230,860.09
22/04/2020	000000045	J	Account funds transfer			100,000.00	130,860.09
30/04/2020	000000046	J	Account funds transfer			236,408.67	(105,548.58)
30/06/2020	000000066	J	Shaw&Partners Inc&ExpSummary		7,290.44		(98,258.14)
30/06/2020	000000067	J	Shaw&Partners Current Yr Purchases			269,244.92	(367,503.06)
30/06/2020	000000069	J	Sale Of All Shaw&Partners Shares		367,503.02		(0.04)
30/06/2020	000000071	J	Clerout Account		0.04		0.00
Total					<b>676,916.26</b>	<b>676,916.26</b>	
<b>Account number 2004 - Unsettled Trades</b>							
01/07/2019	000000001	J	Opening balance			71,262.67	(71,262.67)
02/07/2019	000000056	J	Account funds transfer		71,262.67		0.00
Total					<b>71,262.67</b>	<b>71,262.67</b>	
<b>Account number 2005 - Clearing Account</b>							
01/07/2019	000000001	J	Opening balance		75,000.03		75,000.03
01/07/2019	000000057	J	Account funds transfer			50,000.00	25,000.03
01/07/2019	000000058	J	Account funds transfer			25,000.00	0.03
27/02/2020	000000063	J	Purchase - 670 COL shares			9,939.60	(9,939.57)
28/02/2020	000000062	J	Disposal - 9450 AHY shares		9,926.75		(12.82)
30/06/2020	000000071	J	Shaw&partners Fee Waived		12.82		0.00

**Peate Superannuation Fund**  
**Ledger Entries Report for the year ending 30 June, 2020**

Date	Trans No	Chq/Rec	Description	Code	Debit	Credit	Total
Total					<b>84,939.60</b>	<b>84,939.60</b>	
<b>Account number 2520 - Shares in listed companies</b>							
01/07/2019	000000001	J	Opening balance		228,678.97		228,678.97
27/02/2020	000000063	J	Purchase - 670 COL shares		9,802.10		238,481.07
28/02/2020	000000062	J	Disposal - 9450 AHY shares			8,552.25	229,928.82
25/05/2020	000000047	J	Disposal - 522 WBC shares			14,803.92	215,124.90
25/05/2020	000000048	J	Disposal - 1125 DOW shares			7,785.00	207,339.90
25/05/2020	000000049	J	Disposal - 2770 HLS shares			8,365.40	198,974.50
26/05/2020	000000050	J	Disposal - 2970 HLS shares			8,969.40	190,005.10
26/05/2020	000000051	J	Disposal - 478 WBC shares			13,556.08	176,449.02
26/05/2020	000000052	J	Disposal - 44 WBC shares			1,247.84	175,201.18
26/05/2020	000000053	J	Disposal - 1130 DOW shares			7,819.60	167,381.58
27/05/2020	000000054	J	Disposal - 750 WES shares			27,120.00	140,261.58
27/05/2020	000000064	J	Disposal - 750 COL shares			10,012.50	130,249.08
27/05/2020	000000065	J	Disposal - 670 COL shares			9,802.10	120,446.98
30/06/2020	000000068	J	Sale Of All Shaw&Partners Shares			120,446.98	0.00
Total					<b>238,481.07</b>	<b>238,481.07</b>	
<b>Account number 2620 - ANZ Term Deposit - # 33552</b>							
01/07/2019	000000001	J	Opening balance		200,000.00		200,000.00
Total					<b>200,000.00</b>		

**Peate Superannuation Fund**  
**Ledger Entries Report for the year ending 30 June, 2020**

Date	Trans No	Chq/Rec	Description	Code	Debit	Credit	Total
<b>Account number 3325 - Taxation</b>							
01/07/2019	000000001	J	Opening balance		3,584.08		3,584.08
04/03/2020	000000037	J	Payment - Tax Refund - 2019 Tax Refund			3,586.25	(2.17)
30/06/2020	000000070	J	Add Back Imp Credits For Year		4,330.00		4,327.83
Total					<u>7,914.08</u>	<u>3,586.25</u>	
<b>Account number 4000.01 - Opening balance - Members fund</b>							
30/06/2020	000000074	J	Year end closing entry		248,073.51		248,073.51
Total					<u>248,073.51</u>		
<b>Account number 4000.02 - Opening balance - Members fund</b>							
30/06/2020	000000074	J	Year end closing entry		241,148.51		241,148.51
Total					<u>241,148.51</u>		
<b>Account number 4000.05 - Opening balance - Roger Peate</b>							
01/07/2019	000000001	J	Opening balance			361,763.01	(361,763.01)
Total						<u>361,763.01</u>	
<b>Account number 4000.06 - Opening balance - Natalie Peate</b>							
01/07/2019	000000001	J	Opening balance			326,862.54	(326,862.54)
Total						<u>326,862.54</u>	
<b>Account number 4000.07 - Opening balance - Natalie Peate</b>							
01/07/2019	000000001	J	Opening balance			6,780.67	(6,780.67)
Total						<u>6,780.67</u>	
<b>Account number 4000.08 - Opening Balance - Natalie Peate</b>							
01/07/2019	000000001	J	Opening balance			95.29	(95.29)
Total						<u>95.29</u>	
<b>Account number 4000.09 - Opening Balance - Natalie Peate</b>							
01/07/2019	000000001	J	Opening balance			48.34	(48.34)
Total						<u>48.34</u>	
<b>Account number 4049.01 - Share of profit</b>							
30/06/2020	000000074	J	Year end closing entry		248,073.51		248,073.51
30/06/2020	000000074	J	Year end closing entry			248,073.51	0.00

**Peate Superannuation Fund**  
**Ledger Entries Report for the year ending 30 June, 2020**

Date	Trans No	Chq/Rec	Description	Code	Debit	Credit	Total
Total					<b>248,073.51</b>	<b>248,073.51</b>	
<b>Account number 4049.02 - Share of profit</b>							
30/06/2020	000000074	J	Year end closing entry		241,148.51		241,148.51
30/06/2020	000000074	J	Year end closing entry			241,148.51	0.00
Total					<b>241,148.51</b>	<b>241,148.51</b>	
<b>Account number 4080.05 - Roger Peate</b>							
11/07/2019	000000018	J	Roger Pension		5,000.00		5,000.00
09/09/2019	000000021	J	Roger Pension		5,000.00		10,000.00
15/10/2019	000000007	J	Roger Pension		5,000.00		15,000.00
15/10/2019	000000023	J	Roger Pension		5,000.00		20,000.00
24/04/2020	000000024	J	Roger Pension		50,000.00		70,000.00
01/05/2020	000000026	J	Roger Pension		115,000.00		185,000.00
08/05/2020	000000028	J	Roger Pension		5,000.00		190,000.00
23/06/2020	000000030	J	Roger Pension		45,000.00		235,000.00
30/06/2020	000000012	J	Roger Pension		584.53		235,584.53
30/06/2020	000000032	J	Roger Pension		534.46		236,118.99
30/06/2020	000000073	J	Year end closing entry			236,118.99	0.00
Total					<b>236,118.99</b>	<b>236,118.99</b>	
<b>Account number 4080.06 - Natalie Peate</b>							
11/07/2019	000000020	J	Natalie Pension		2,659.52		2,659.52
09/09/2019	000000022	J	Natalie Pension		5,000.00		7,659.52
24/04/2020	000000025	J	Natalie Pension		50,000.00		57,659.52
01/05/2020	000000027	J	Natalie Pension		115,000.00		172,659.52
08/05/2020	000000029	J	Natalie Pension		5,000.00		177,659.52
23/06/2020	000000031	J	Natalie Pension		45,000.00		222,659.52
30/06/2020	000000033	J	Natalie Pension		534.47		223,193.99
30/06/2020	000000073	J	Year end closing entry			223,193.99	0.00
Total					<b>223,193.99</b>	<b>223,193.99</b>	

# Peate Superannuation Fund

## Ledger Entries Report for the year ending 30 June, 2020

Date	Trans No	Chq/Rec	Description	Code	Debit	Credit	Total
<b>Account number 4080.07 - Natalie Peate</b>							
11/07/2019	000000019	J	Natalie Pension		2,340.48		2,340.48
28/10/2019	000000010	J	Natalie Pension		1,856.36		4,196.84
28/10/2019	000000011	J	Natalie Pension		2,000.00		6,196.84
30/06/2020	000000013	J	Natalie Pension		584.00		6,780.84
30/06/2020	000000073	J	Year end closing entry			6,780.84	0.00
Total					<b>6,780.84</b>	<b>6,780.84</b>	
<b>Account number 4080.08 - Benefits paid</b>							
28/10/2019	000000009	J	Natalie Pension		95.30		95.30
30/06/2020	000000073	J	Year end closing entry			95.30	0.00
Total					<b>95.30</b>	<b>95.30</b>	
<b>Account number 4080.09 - Benefits paid</b>							
28/10/2019	000000008	J	Natalie Pension Payt		48.34		48.34
30/06/2020	000000073	J	Year end closing entry			48.34	0.00
Total					<b>48.34</b>	<b>48.34</b>	
<b>Account number 4199 - Funds yet to be allocated</b>							
30/06/2020	000000073	J	Year end closing entry		489,222.02		489,222.02
30/06/2020	000000074	J	Year end closing entry			489,222.02	0.00
Total					<b>489,222.02</b>	<b>489,222.02</b>	



# AR Quayle & Co

## Tax Reconciliation Schedule

Client Name: Peate Super Fund  
 Balance Date: 30/06/2020

Date: \_\_\_\_\_  
 Prepared: \_\_\_\_\_

**Profit per Profit & Loss Statement** - **22,985**

**Permanent Differences**

- Accounting Losses	39,618	
- Assessable Income	-	
- Exempt Pension Income	20,300	
- Taxable Trust Distrib.		
- Non Ded Pension Expenses	3,407	
-		
-		22,725

**Accounting Profit Adjusted for Permanent Differences** - **260**

**Timing Differences**

- Less Increase in Market Value  

**Taxable Income** - **260**

**Income Tax Liability** -

**Less Tax Credits**

Dividend Imputation Credits	4,330.00	
TFN Withholding Credits		
Other Tax Credits	-	4,330.00

**Less PAYG Instalments Paid**

September Qtr		
December Qtr		
March Qtr		
June Qtr		-

**TOTAL TAX CREDITS / INSTALMENTS** 4,330.00

**Net Tax Refundable** - 4,330.00

<i>Journal</i>		
	Dr Income Tax Expense	- 39.00
	Cr Prov for Deferred Tax	-
	Cr Prov for Income Tax	- 39.00

**Provision for Tax / Income Tax Reconciliation**

**Net Tax Refundable** - 4,330.00

**Tax payments not paid by 30 June**

June Qtr	
Unpaid	
Unpaid	
Other -	

**Provision for Income Tax in Ledger** - 4,330.00

**Actual Provision for Income Tax in Ledger** - 4,328.00

**Discrepancy (should be nil)** - 2.00





Can we help?

Call:

1800 801 485

Fax:

03 9878 6133

Visit:

www.anz.com



The Manager  
Peate Superannuation Fund  
70 Gardenia St  
Blackburn Vic 3130

## ANZ Business Notice Term Deposit Record of Investment

Date 26 Sep 2019

Dear Roger Hadfield, Peate & Natalie Florence  
Peate Atf Peate Super Fund

Thank you for investing with Australia and New Zealand Banking Group Limited (ANZ). This record outlines your investment details.

**Deposit type:**

**ANZ Business Notice Term Deposit**

Account number:

9106-86638

Amount invested:

\$200,000.00 ✓

Date lodged:

26 Sep 2019

At interest rate of:

1.65%p.a.

For the investment term of:

12 Months

**Maturing on:**

**26 Sep 2020**

**Instruction for disbursement of principal and interest:**

Principal to be:

Credited to this account

Interest to be:

Credited to account number 2774-97806

Interest frequency:

Yearly

Please note:

- Interest is calculated based on the opening balance of your account. Interest is not compounded.
- If you request the early withdrawal or transfer of all or part of your funds in an ANZ Business Notice Term Deposit, ANZ does not have to disburse your funds for 31 calendar days. If the 31st day falls on a non-business day, your funds will be disbursed the next business day. If the maturity date falls due prior to the expiry of the 31 day notice period, your funds will be disbursed on the maturity date if this is a business day or the next business day if the maturity date is a non-business day. An administration fee and interest rate reduction may apply. Please refer to the ANZ Business Transaction Accounts Terms and Conditions.
- If you have told us to reinvest your ANZ Business Notice Term Deposit upon maturity, the interest rate applied upon reinvestment may be lower or higher than the interest rate on your maturing ANZ Business Notice Term Deposit. Please contact us upon maturity to obtain details of current interest rates and any special offers.
- You must advise ANZ prior to or upon maturity if you do not require reinvestment or if you wish to vary the investment amount or term. Just remember we need to hear from you within seven days starting on 26 Sep 2020 or we won't be able to make any changes.
- Government duties, taxes and charges (where applicable) will be deducted from interest payments.
- The information contained in this letter is accurate as of the date of issue of the letter.

For further information, please visit an ANZ branch, call us on 1800 801 485 or contact your Relationship Manager.

**Please keep this notice for taxation purposes.**

Yours sincerely

Adam Waites

Head of Commercial Lending and Deposit Products



# GST PAYMENT ACCOUNT STATEMENT

Account Number 4533-30328

## Transaction Details

Please retain this statement for taxation purposes

Date	Transaction Details	Withdrawals (\$)	Deposits (\$)	Balance (\$)
<b>2019</b>				
<b>28 JUN</b>	<b>OPENING BALANCE</b>			<b>99,295.96</b>
01 JUL	<b>ANZ INTERNET BANKING BPAY</b> PRAEMIUM - SMA {696367} EFFECTIVE DATE 30 JUN 2019	25,000.00 /		74,295.96
01 JUL	<b>ANZ INTERNET BANKING BPAY</b> PRAEMIUM - SMA {493790} EFFECTIVE DATE 30 JUN 2019	50,000.00 /		24,295.96
10 JUL	<b>6 EXCESS INTERNET/ONLINE TRANSACTIONS</b> - FEE	1.20 /		24,294.76
11 JUL	<b>ANZ INTERNET BANKING FUNDS TFER</b> TRANSFER 109029 TO 013403109973092 <i>RP</i>	5,000.00 /		19,294.76
11 JUL	<b>ANZ INTERNET BANKING FUNDS TFER</b> TRANSFER 108721 TO 013403109973092 <i>NP</i>	5,000.00 /		14,294.76
<b>TOTALS AT END OF PAGE</b>		<b>\$85,001.20</b>	<b>\$0.00</b>	
<b>TOTALS AT END OF PERIOD</b>		<b>\$85,001.20</b>	<b>\$0.00</b>	<b>\$14,294.76</b>

### This Statement Includes

ANZ bank charges	\$1.20
------------------	--------

### Fee Summary

Fees Charged for period: 11 JUN 2019 to 10 JUL 2019

#### Summary of ANZ Transaction Fees

Transaction Fees	Transactions			Fee Per Transaction (\$)	Total Charge (\$)
	Total	Free	Additional		
INTERNET/ONLINE	8.00	2.00	6.00	0.20	1.20
<b>Total Transaction Fees Charged</b>					<b>\$1.20</b>

**Please note:** Overseas transaction fees, overseas ATM fees and non ANZ ATM operator fees not included

**Please note:** Your fee cycle may not always reconcile with your statement cycle. This statement date ends on 31/07/19 and the monthly fee cycle, as appears above, ended on 10/07/19.



# GST PAYMENT ACCOUNT STATEMENT

STATEMENT NUMBER 64

28 JUNE 2019 TO 31 JULY 2019

028/931



THE MANAGER  
PEATE SUPERANNUATION FUND  
70 GARDENIA ST  
BLACKBURN VIC 3130

## WELCOME TO YOUR ANZ ACCOUNT AT A GLANCE

### Account Details

ROGER HADFIELD PEATE & NATALIE FLORENCE  
PEATE ATF PEATE SUPERANNUATION FUND

### Branch Number (BSB)

013-403

### Account Number

4533-30328

Opening Balance:

**\$99,295.96**

Total Deposits:

**\$0.00**

Total Withdrawals:

**\$85,001.20**

Closing Balance:

**\$14,294.76**

213RSP903A041717 MU19 003



453330328\_10923 E-931 S-1919 I-3837

### NEED TO GET IN TOUCH?



**ANZ Internet Banking**  
anz.com

OR



**Enquiries: 13 13 14**  
**Lost/Stolen Cards: 1800 033 844**

# GST PAYMENT ACCOUNT STATEMENT

Account Number 4533-30328

## Transaction Details

Please retain this statement for taxation purposes

Date	Transaction Details	Withdrawals (\$)	Deposits (\$)	Balance (\$)
2019				
31 JUL	OPENING BALANCE			14,294.76
	TOTALS AT END OF PAGE	\$0.00	\$0.00	
	TOTALS AT END OF PERIOD	\$0.00	\$0.00	\$14,294.76

## Fee Summary

Fees Charged for period: 11 JUL 2019 to 09 AUG 2019

### Summary of ANZ Transaction Fees

	Transactions		Fee Per Transaction (\$)	Total Charge (\$)
	Total	Free Additional		
<b>Transaction Fees</b>				
INTERNET/ONLINE	2.00	2.00	0.20	0.00
<b>Total Transaction Fees Charged</b>				<b>\$0.00</b>

**Please note:** Overseas transaction fees, overseas ATM fees and non ANZ ATM operator fees not included

**Please note:** Your fee cycle may not always reconcile with your statement cycle. This statement date ends on 30/08/19 and the monthly fee cycle, as appears above, ended on 09/08/19.

Summary of Relationship Benefit for this account	Amount (\$)
<b>Your Relationship Benefit</b>	<b>0.40</b>
<b>This is made up of:</b>	
Value of Free Transactions	0.40

## Protecting your privacy

Protecting your privacy is crucial to the way we do business. That's why we've simplified our Privacy Policy to better explain how we manage and protect your personal information, particularly when providing a product or service to you.

Watch our short video and read our updated Privacy Policy at [www.anz.com.au/privacy](http://www.anz.com.au/privacy).



# GST PAYMENT ACCOUNT STATEMENT

STATEMENT NUMBER 65  
31 JULY 2019 TO 30 AUGUST 2019

028/6417



THE MANAGER  
PEATE SUPERANNUATION FUND  
70 GARDENIA ST  
BLACKBURN VIC 3130

## WELCOME TO YOUR ANZ ACCOUNT AT A GLANCE

### Account Details

ROGER HADFIELD PEATE & NATALIE FLORENCE  
PEATE ATF PEATE SUPERANNUATION FUND

### Branch Number (BSB)

013-403

### Account Number

4533-30328

Opening Balance:

**\$14,294.76**

Total Deposits:

**\$0.00**

Total Withdrawals:

**\$0.00**

Closing Balance:

**\$14,294.76**



### NEED TO GET IN TOUCH?



**ANZ Internet Banking**  
anz.com

OR



**Enquiries: 13 13 14**  
**Lost/Stolen Cards: 1800 033 844**

# GST PAYMENT ACCOUNT STATEMENT

Account Number 4533-30328

## Transaction Details

Please retain this statement for taxation purposes

Date	Transaction Details	Withdrawals (\$)	Deposits (\$)	Balance (\$)
<b>2019</b>				
<b>30 AUG</b>	<b>OPENING BALANCE</b>			<b>14,294.76</b>
09 SEP	<b>ANZ INTERNET BANKING FUNDS TFER</b> TRANSFER 536291 TO 013328405637798 EFFECTIVE DATE 07 SEP 2019	<i>Pension NFP</i> - 5,000.00 ✓		9,294.76
09 SEP	<b>ANZ INTERNET BANKING FUNDS TFER</b> TRANSFER 536178 TO 013403109973092 EFFECTIVE DATE 07 SEP 2019	<i>Pension RHP</i> - 5,000.00 ✓		4,294.76
26 SEP	<b>DIVIDEND</b> FROM COLES GROUP LTD FIN19/00874810	<i>100% FR</i>	266.25 ✓	4,561.01
27 SEP	<b>DIVIDEND</b> FROM HEALIUS DIV SEP19/00800368		195.16 ✓	4,756.17
<b>TOTALS AT END OF PAGE</b>		<b>\$10,000.00</b>	<b>\$461.41</b>	
<b>TOTALS AT END OF PERIOD</b>		<b>\$10,000.00</b>	<b>\$461.41</b>	<b>\$4,756.17</b> <i>A</i>

### Fee Summary

Fees Charged for period: 10 AUG 2019 to 10 SEP 2019

#### Summary of ANZ Transaction Fees

Transaction Fees	Transactions		Fee Per Transaction (\$)	Total Charge (\$)
	Total	Free Additional		
INTERNET/ONLINE	2.00	2.00	0.20	0.00
<b>Total Transaction Fees Charged</b>				<b>\$0.00</b>

**Please note:** Overseas transaction fees, overseas ATM fees and non ANZ ATM operator fees not included

**Please note:** Your fee cycle may not always reconcile with your statement cycle. This statement date ends on 30/09/19 and the monthly fee cycle, as appears above, ended on 10/09/19.

### Summary of Relationship Benefit for this account

Amount (\$)

**Your Relationship Benefit** **0.40**

#### This is made up of:

Value of Free Transactions **0.40**





# GST PAYMENT ACCOUNT STATEMENT

Account Number 4533-30328

## Transaction Details

Please retain this statement for taxation purposes

Date	Transaction Details	Withdrawals (\$)	Deposits (\$)	Balance (\$)
<b>2019</b>				
<b>30 SEP</b>	<b>OPENING BALANCE</b>			<b>4,756.17</b>
02 OCT	<b>DIVIDEND</b> FROM DOW DIVIDEND OCT19/00806304		315.70 ✓	5,071.87
09 OCT	<b>DIVIDEND</b> FROM WESFARMERS LTD FIN19/00835696		585.00 ✓	5,656.87
15 OCT	<b>ANZ INTERNET BANKING FUNDS TFER</b> TRANSFER 527606 TO 013328405637798	5,000.00 ✓		656.87
	<b>TOTALS AT END OF PAGE</b>	<b>\$5,000.00</b>	<b>\$900.70</b>	
	<b>TOTALS AT END OF PERIOD</b>	<b>\$5,000.00</b>	<b>\$900.70</b>	<b>\$656.87</b> ✓

### Protecting your privacy

Protecting your privacy is crucial to the way we do business. That's why we've simplified our Privacy Policy to better explain how we manage and protect your personal information, particularly when providing a product or service to you.

Watch our short video and read our updated Privacy Policy at [www.anz.com.au/privacy](http://www.anz.com.au/privacy).

### New Profile menu in ANZ Internet Banking

The new Profile menu in ANZ Internet Banking lets you securely manage your contact information and security details. You can find the new menu in the top right corner of ANZ Internet Banking.

Keep your contact information up to date, as these details may be used for security purposes (e.g. to verify transactions), or send you account information.

You can also choose which 'Offers & Promotions' you receive and how. You can select as many as you like and make changes any time.

Visit [www.anz.com.au](http://www.anz.com.au) to explore your Profile today.

## IMPORTANT INFORMATION

### PLEASE CHECK THE ENTRIES AND CALL 13 13 14 REGARDING ANY ERRORS ON THIS STATEMENT.

All entries generated are subject to authorisation and verification and if necessary, adjustments will appear on a later statement.

If you have a complaint or unresolved issue with ANZ's product or service please call our National Feedback Line **1800 805 154** and advise us. Further information in relation to ANZ's dispute resolution process and this product (including details of benefits or fees and charges) is available on request and you can access this information by reviewing the Terms and Conditions, and Fees and Charges brochures which can be found at [www.anz.com](http://www.anz.com) or by calling **13 13 14**.



# GST PAYMENT ACCOUNT STATEMENT

STATEMENT NUMBER 67

30 SEPTEMBER 2019 TO 31 OCTOBER 2019

THE MANAGER  
PEATE SUPERANNUATION FUND  
70 GARDENIA ST  
BLACKBURN VIC 3130

## WELCOME TO YOUR ANZ ACCOUNT AT A GLANCE

### Account Details

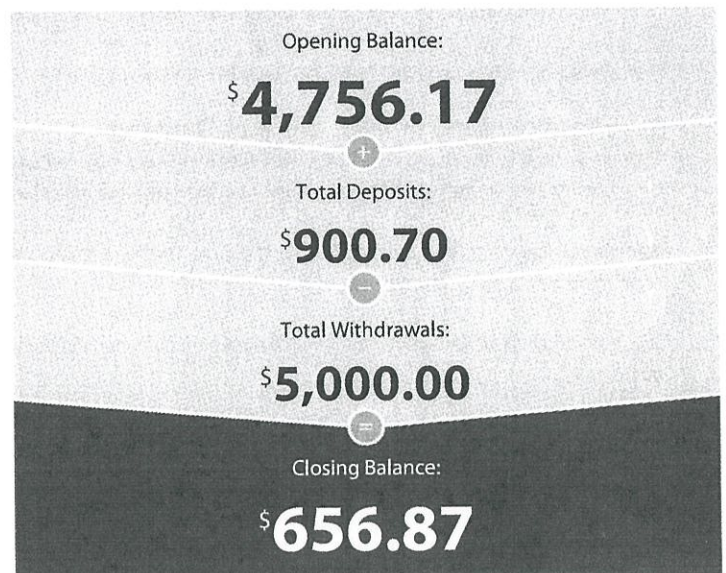
ROGER HADFIELD PEATE & NATALIE FLORENCE  
PEATE ATF PEATE SUPERANNUATION FUND

### Branch Number (BSB)

013-403

### Account Number

4533-30328



### NEED TO GET IN TOUCH?



**ANZ Internet Banking**  
anz.com

OR



**Enquiries: 13 13 14**  
**Lost/Stolen Cards: 1800 033 844**

# GST PAYMENT ACCOUNT STATEMENT

Account Number 4533-30328

## Transaction Details

Please retain this statement for taxation purposes

Date	Transaction Details	Withdrawals (\$)	Deposits (\$)	Balance (\$)
2019				
31 OCT	OPENING BALANCE			656.87
<b>TOTALS AT END OF PAGE</b>		<b>\$0.00</b>	<b>\$0.00</b>	
<b>TOTALS AT END OF PERIOD</b>		<b>\$0.00</b>	<b>\$0.00</b>	<b>\$656.87</b>

## Fee Summary

Fees Charged for period: 11 OCT 2019 to 08 NOV 2019

### Summary of ANZ Transaction Fees

Transaction Fees	Transactions		Fee Per Transaction (\$)	Total Charge (\$)
	Total	Free Additional		
INTERNET/ONLINE	1.00	1.00	0.20	0.00
<b>Total Transaction Fees Charged</b>				<b>\$0.00</b>

**Please note:** Overseas transaction fees, overseas ATM fees and non ANZ ATM operator fees not included

**Please note:** Your fee cycle may not always reconcile with your statement cycle. This statement date ends on 29/11/19 and the monthly fee cycle, as appears above, ended on 08/11/19.

## Summary of Relationship Benefit for this account Amount (\$)

**Your Relationship Benefit** **0.20**

### This is made up of:

Value of Free Transactions 0.20

## New Profile menu in ANZ Internet Banking

The new Profile menu in ANZ Internet Banking lets you securely manage your contact information and security details. You can find the new menu in the top right corner of ANZ Internet Banking.

Keep your contact information up to date, as these details may be used for security purposes (e.g. to verify transactions), or send you account information.

You can also choose which 'Offers & Promotions' you receive and how. You can select as many as you like and make changes any time.

Visit [www.anz.com.au](http://www.anz.com.au) to explore your Profile today.

453330328 00000 1-010106



# GST PAYMENT ACCOUNT STATEMENT

STATEMENT NUMBER 68  
31 OCTOBER 2019 TO 29 NOVEMBER 2019

028/4714



THE MANAGER  
PEATE SUPERANNUATION FUND  
70 GARDENIA ST  
BLACKBURN VIC 3130

## WELCOME TO YOUR ANZ ACCOUNT AT A GLANCE

### Account Details

ROGER HADFIELD PEATE & NATALIE FLORENCE  
PEATE ATF PEATE SUPERANNUATION FUND

### Branch Number (BSB)

013-403

### Account Number

4533-30328

Opening Balance:

\$ **656.87**

Total Deposits:

\$ **0.00**

Total Withdrawals:

\$ **0.00**

Closing Balance:

\$ **656.87**

## NEED TO GET IN TOUCH?



**ANZ Internet Banking**  
anz.com

OR



**Enquiries: 13 13 14**  
**Lost/Stolen Cards: 1800 033 844**

028/4714



453330328 013403 0284714

7-12

# GST PAYMENT ACCOUNT STATEMENT

Account Number 4533-30328

## Transaction Details

Please retain this statement for taxation purposes

Date	Transaction Details	Withdrawals (\$)	Deposits (\$)	Balance (\$)
<b>2019</b>				
<b>29 NOV</b>	<b>OPENING BALANCE</b>			<b>656.87</b>
20 DEC	<b>DIVIDEND</b> FROM WBC DIVIDEND 001235906101		835.20 ✓	1,492.07
<b>TOTALS AT END OF PAGE</b>		<b>\$0.00</b>	<b>\$835.20</b>	
<b>TOTALS AT END OF PERIOD</b>		<b>\$0.00</b>	<b>\$835.20</b>	<b>\$1,492.07</b> ↗

### New Profile menu in ANZ Internet Banking

The new Profile menu in ANZ Internet Banking lets you securely manage your contact information and security details. You can find the new menu in the top right corner of ANZ Internet Banking.

Keep your contact information up to date, as these details may be used for security purposes (e.g. to verify transactions), or send you account information.

You can also choose which 'Offers & Promotions' you receive and how. You can select as many as you like and make changes any time.

Visit [www.anz.com.au](http://www.anz.com.au) to explore your Profile today.

## IMPORTANT INFORMATION

**PLEASE CHECK THE ENTRIES AND CALL 13 13 14 REGARDING ANY ERRORS ON THIS STATEMENT.**

All entries generated are subject to authorisation and verification and if necessary, adjustments will appear on a later statement.

If you have a complaint or unresolved issue with ANZ's product or service please call our National Feedback Line **1800 805 154** and advise us. Further information in relation to ANZ's dispute resolution process and this product (including details of benefits or fees and charges) is available on request and you can access this information by reviewing the Terms and Conditions, and Fees and Charges brochures which can be found at [www.anz.com](http://www.anz.com) or by calling **13 13 14**.



# GST PAYMENT ACCOUNT STATEMENT

STATEMENT NUMBER 69

29 NOVEMBER 2019 TO 31 DECEMBER 2019

028/671



THE MANAGER  
PEATE SUPERANNUATION FUND  
70 GARDENIA ST  
BLACKBURN VIC 3130

## WELCOME TO YOUR ANZ ACCOUNT AT A GLANCE

### Account Details

ROGER HADFIELD PEATE & NATALIE FLORENCE  
PEATE ATF PEATE SUPERANNUATION FUND

### Branch Number (BSB)

013-403

### Account Number

4533-30328

Opening Balance:

\$ **656.87**

Total Deposits:

\$ **835.20**

Total Withdrawals:

\$ **0.00**

Closing Balance:

\$ **1,492.07**

001FRSP903A054112\_MU20\_003



453330328\_13442 E-671 S-1393 I-2785

### NEED TO GET IN TOUCH?



**ANZ Internet Banking**  
anz.com

OR



**Enquiries: 13 13 14**  
**Lost/Stolen Cards: 1800 033 844**

**GST PAYMENT ACCOUNT STATEMENT**

Account Number 4533-30328

**Transaction Details**

Please retain this statement for taxation purposes

Date	Transaction Details	Withdrawals (\$)	Deposits (\$)	Balance (\$)
<b>2019</b>				
<b>31 DEC</b>	<b>OPENING BALANCE</b>			<b>1,492.07</b>
	<b>TOTALS AT END OF PAGE</b>	<b>\$0.00</b>	<b>\$0.00</b>	
	<b>TOTALS AT END OF PERIOD</b>	<b>\$0.00</b>	<b>\$0.00</b>	<b>\$1,492.07</b>

**New Profile menu in ANZ Internet Banking**

The new Profile menu in ANZ Internet Banking lets you securely manage your contact information and security details. You can find the new menu in the top right corner of ANZ Internet Banking.

Keep your contact information up to date, as these details may be used for security purposes (e.g. to verify transactions), or send you account information.

You can also choose which 'Offers & Promotions' you receive and how. You can select as many as you like and make changes any time.

Visit [www.anz.com.au](http://www.anz.com.au) to explore your Profile today.

**IMPORTANT INFORMATION****PLEASE CHECK THE ENTRIES AND CALL 13 13 14 REGARDING ANY ERRORS ON THIS STATEMENT.**

All entries generated are subject to authorisation and verification and if necessary, adjustments will appear on a later statement.

If you have a complaint or unresolved issue with ANZ's product or service please call our National Feedback Line **1800 805 154** and advise us. Further information in relation to ANZ's dispute resolution process and this product (including details of benefits or fees and charges) is available on request and you can access this information by reviewing the Terms and Conditions, and Fees and Charges brochures which can be found at [www.anz.com](http://www.anz.com) or by calling **13 13 14**.





# GST PAYMENT ACCOUNT STATEMENT

Account Number 4533-30328

## Transaction Details

Please retain this statement for taxation purposes

Date	Transaction Details	Withdrawals (\$)	Deposits (\$)	Balance (\$)
<b>2020</b>				
31 JAN	<b>OPENING BALANCE</b>			<b>1,492.07</b>
27 FEB	<b>ANZ INTERNET BANKING FUNDS TFER</b> TRANSFER 470629 FROM 277497806		500.00 ✓	1,992.07
27 FEB	<b>001011</b> <i>RR. Quayle g/o fees</i>	1,430.00 ✓		562.07
<b>TOTALS AT END OF PAGE</b>		<b>\$1,430.00</b>	<b>\$500.00</b>	
<b>TOTALS AT END OF PERIOD</b>		<b>\$1,430.00</b>	<b>\$500.00</b>	<b>\$562.07</b>

### New Profile menu in ANZ Internet Banking

The new Profile menu in ANZ Internet Banking lets you securely manage your contact information and security details. You can find the new menu in the top right corner of ANZ Internet Banking.

Keep your contact information up to date, as these details may be used for security purposes (e.g. to verify transactions), or send you account information.

You can also choose which offers and promotions you want to receive and how. You can select as many as you like and make changes any time.

Visit [www.anz.com.au](http://www.anz.com.au) to explore your Profile today.

## IMPORTANT INFORMATION

**PLEASE CHECK THE ENTRIES AND CALL 13 13 14 REGARDING ANY ERRORS ON THIS STATEMENT.**

All entries generated are subject to authorisation and verification and if necessary, adjustments will appear on a later statement.

If you have a complaint or unresolved issue with ANZ's product or service please call our National Feedback Line **1800 805 154** and advise us. Further information in relation to ANZ's dispute resolution process and this product (including details of benefits or fees and charges) is available on request and you can access this information by reviewing the Terms and Conditions, and Fees and Charges brochures which can be found at [www.anz.com](http://www.anz.com) or by calling **13 13 14**.



# GST PAYMENT ACCOUNT STATEMENT

STATEMENT NUMBER 71

31 JANUARY 2020 TO 28 FEBRUARY 2020

028/1381



THE MANAGER  
PEATE SUPERANNUATION FUND  
70 GARDENIA ST  
BLACKBURN VIC 3130

## WELCOME TO YOUR ANZ ACCOUNT AT A GLANCE

### Account Details

ROGER HADFIELD PEATE & NATALIE FLORENCE  
PEATE ATF PEATE SUPERANNUATION FUND

### Branch Number (BSB)

013-403

### Account Number

4533-30328

Opening Balance:

\$ **1,492.07**

Total Deposits:

\$ **500.00**

Total Withdrawals:

\$ **1,430.00**

Closing Balance:

\$ **562.07**

### NEED TO GET IN TOUCH?



**ANZ Internet Banking**  
anz.com

OR



**Enquiries: 13 13 14**  
**Lost/Stolen Cards: 1800 033 844**

7-18

# GST PAYMENT ACCOUNT STATEMENT

Account Number 4533-30328

## Transaction Details

Please retain this statement for taxation purposes

Date	Transaction Details	Withdrawals (\$)	Deposits (\$)	Balance (\$)
<b>2020</b>				
<b>28 FEB</b>	<b>OPENING BALANCE</b>			<b>562.07</b>
04 MAR	<b>TRANSFER</b> FROM ATO ATO004000011759032		3,327.25 ✓	3,889.32
27 MAR	<b>DIVIDEND</b> FROM COLES GROUP LTD INT20/01220786 <i>100% FR</i>		225.00 ✓	4,114.32
31 MAR	<b>DIVIDEND</b> FROM WESFARMERS LTD INT20/01144925		562.50	4,676.82 <i>Λ</i>
<b>TOTALS AT END OF PAGE</b>		<b>\$0.00</b>	<b>\$4,114.75</b>	
<b>TOTALS AT END OF PERIOD</b>		<b>\$0.00</b>	<b>\$4,114.75</b>	<b>\$4,676.82</b> <i>Λ</i>

## Fee Summary

Fees Charged for period: 11 FEB 2020 to 10 MAR 2020

### Summary of ANZ Transaction Fees

	Transactions		Fee Per Transaction (\$)	Total Charge (\$)
	Total	Free Additional		
<b>Transaction Fees</b>				
CHEQUE WITHDRAWAL	1.00	1.00	0.60	0.00
<b>Total Transaction Fees Charged</b>				<b>\$0.00</b>

**Please note:** Overseas transaction fees, overseas ATM fees and non ANZ ATM operator fees not included

**Please note:** Your fee cycle may not always reconcile with your statement cycle. This statement date ends on 31/03/20 and the monthly fee cycle, as appears above, ended on 10/03/20.

## Summary of Relationship Benefit for this account Amount (\$)

**Your Relationship Benefit** **0.60**

### This is made up of:

Value of Free Transactions 0.60



# GST PAYMENT ACCOUNT STATEMENT

STATEMENT NUMBER 72

28 FEBRUARY 2020 TO 31 MARCH 2020

028/1704



THE MANAGER  
PEATE SUPERANNUATION FUND  
70 GARDENIA ST  
BLACKBURN VIC 3130

## WELCOME TO YOUR ANZ ACCOUNT AT A GLANCE

### Account Details

ROGER HADFIELD PEATE & NATALIE FLORENCE  
PEATE ATF PEATE SUPERANNUATION FUND

### Branch Number (BSB)

013-403

### Account Number

4533-30328

Opening Balance:

\$ **562.07**

Total Deposits:

\$ **4,114.75**


Total Withdrawals:

\$ **0.00**

Closing Balance:

\$ **4,676.82**

092RSP903A044217\_MU20\_003



0 6 3 2 8 0 1 7 0 4 0 1

453330328\_11246 E-1704 S-3432 I-6863

### NEED TO GET IN TOUCH?



**ANZ Internet Banking**  
anz.com

OR



**Enquiries: 13 13 14**  
**Lost/Stolen Cards: 1800 033 844**

1-26

# GST PAYMENT ACCOUNT STATEMENT

Account Number 4533-30328

## Transaction Details

Please retain this statement for taxation purposes

Date	Transaction Details	Withdrawals (\$)	Deposits (\$)	Balance (\$)
<b>2020</b>				
<b>31 MAR</b>	<b>OPENING BALANCE</b>			<b>4,676.82</b>
22 APR	<b>TRANSFER</b> FROM SMA OPERATIONS SMA00351262		100,000.00 ✓	104,676.82
24 APR	<b>ANZ INTERNET BANKING FUNDS TFER</b> TRANSFER 550927 TO 013403109973092 <i>RP</i>	50,000.00 ✓		54,676.82
24 APR	<b>ANZ INTERNET BANKING FUNDS TFER</b> TRANSFER 550762 TO 013403109973092 <i>NP</i>	50,000.00 ✓		4,676.82
30 APR	<b>TRANSFER</b> FROM SMA OPERATIONS SMA00351262		236,408.67 ✓	241,085.49
<b>TOTALS AT END OF PAGE</b>		<b>\$100,000.00</b>	<b>\$336,408.67</b>	
<b>TOTALS AT END OF PERIOD</b>		<b>\$100,000.00</b>	<b>\$336,408.67</b>	<b>\$241,085.49</b>

### New Profile menu in ANZ Internet Banking

The new Profile menu in ANZ Internet Banking lets you securely manage your contact information and security details. You can find the new menu in the top right corner of ANZ Internet Banking.

Keep your contact information up to date, as these details may be used for security purposes (e.g. to verify transactions), or send you account information.

You can also choose which offers and promotions you want to receive and how. You can select as many as you like and make changes any time.

Visit [www.anz.com.au](http://www.anz.com.au) to explore your Profile today.

## IMPORTANT INFORMATION

**PLEASE CHECK THE ENTRIES AND CALL 13 13 14 REGARDING ANY ERRORS ON THIS STATEMENT.**

All entries generated are subject to authorisation and verification and if necessary, adjustments will appear on a later statement.

If you have a complaint or unresolved issue with ANZ's product or service please call our National Feedback Line **1800 805 154** and advise us. Further information in relation to ANZ's dispute resolution process and this product (including details of benefits or fees and charges) is available on request and you can access this information by reviewing the Terms and Conditions, and Fees and Charges brochures which can be found at [www.anz.com](http://www.anz.com) or by calling **13 13 14**.



# GST PAYMENT ACCOUNT STATEMENT

STATEMENT NUMBER 73  
31 MARCH 2020 TO 30 APRIL 2020

028/5081



THE MANAGER  
PEATE SUPERANNUATION FUND  
70 GARDENIA ST  
BLACKBURN VIC 3130

## WELCOME TO YOUR ANZ ACCOUNT AT A GLANCE

### Account Details

ROGER HADFIELD PEATE & NATALIE FLORENCE  
PEATE ATF PEATE SUPERANNUATION FUND

### Branch Number (BSB)

013-403

### Account Number

4533-30328

Opening Balance:

**\$4,676.82**

Total Deposits:

**\$336,408.67**

Total Withdrawals:

**\$100,000.00**

Closing Balance:

**\$241,085.49**

122RSP903A041221 ML120 003



453330328 03640 E-5081 S-9937 I-19873

### NEED TO GET IN TOUCH?



**ANZ Internet Banking**  
anz.com

OR



**Enquiries: 13 13 14**  
**Lost/Stolen Cards: 1800 033 844**

# GST PAYMENT ACCOUNT STATEMENT

Account Number 4533-30328

## Transaction Details

Please retain this statement for taxation purposes

Date	Transaction Details	Withdrawals (\$)	Deposits (\$)	Balance (\$)
<b>2020</b>				
<b>30 APR</b>	<b>OPENING BALANCE</b>			<b>241,085.49</b>
01 MAY	ANZ INTERNET BANKING FUNDS TFER TRANSFER 372835 TO 013403109973092 <i>RP - 115K NP - 115K</i>	230,000.00		11,085.49
08 MAY	ANZ INTERNET BANKING FUNDS TFER TRANSFER 328778 TO 013403494360494 <i>RP - 5K NP - 5K</i>	10,000.00		1,085.49
08 MAY	<b>2 EXCESS INTERNET/ONLINE TRANSACTIONS</b> - FEE	0.40		1,085.09
27 MAY	<b>TRANSFER</b> FROM PERSHING SECURIT 1687424		18,784.43	19,869.52
28 MAY	<b>TRANSFER</b> FROM PERSHING SECURIT 1689047		19,764.88	39,634.40
<b>TOTALS AT END OF PAGE</b>		<b>\$240,000.40</b>	<b>\$38,549.31</b>	
<b>TOTALS AT END OF PERIOD</b>		<b>\$240,000.40</b>	<b>\$38,549.31</b>	<b>\$39,634.40</b>

### This Statement Includes

ANZ bank charges	\$0.40
------------------	--------

### Fee Summary

Fees Charged for period: 10 APR 2020 to 08 MAY 2020

#### Summary of ANZ Transaction Fees

Transaction Fees	Transactions			Fee Per Transaction (\$)	Total Charge (\$)
	Total	Free	Additional		
INTERNET/ONLINE	4.00	2.00	2.00	0.20	0.40
<b>Total Transaction Fees Charged</b>					<b>\$0.40</b>

**Please note:** Overseas transaction fees, overseas ATM fees and non ANZ ATM operator fees not included

**Please note:** Your fee cycle may not always reconcile with your statement cycle. This statement date ends on 29/05/20 and the monthly fee cycle, as appears above, ended on 08/05/20.

Summary of Relationship Benefit for this account Amount (\$)

**Your Relationship Benefit** **0.40**

#### This is made up of:

Value of Free Transactions 0.40



# GST PAYMENT ACCOUNT STATEMENT

STATEMENT NUMBER 74  
30 APRIL 2020 TO 29 MAY 2020

028/723



THE MANAGER  
PEATE SUPERANNUATION FUND  
70 GARDENIA ST  
BLACKBURN VIC 3130

## WELCOME TO YOUR ANZ ACCOUNT AT A GLANCE

### Account Details

ROGER HADFIELD PEATE & NATALIE FLORENCE  
PEATE ATF PEATE SUPERANNUATION FUND

### Branch Number (BSB)

013-403

### Account Number

4533-30328

### Opening Balance:

**\$241,085.49**

### Total Deposits:

**\$38,549.31**


### Total Withdrawals:

**\$240,000.40**

### Closing Balance:

**\$39,634.40**

151RSP903A044213\_MU20\_005



453330328\_11520 E-723 S-1464 I-2927

### NEED TO GET IN TOUCH?



**ANZ Internet Banking**  
anz.com

OR



**Enquiries: 13 13 14**  
**Lost/Stolen Cards: 1800 033 844**



# GST PAYMENT ACCOUNT STATEMENT

Account Number 4533-30328

## Transaction Details

Please retain this statement for taxation purposes

Date	Transaction Details	Withdrawals (\$)	Deposits (\$)	Balance (\$)
<b>2020</b>				
<b>29 MAY</b>	<b>OPENING BALANCE</b>			<b>39,634.40</b>
23 JUN	ANZ INTERNET BANKING FUNDS TFER TRANSFER 306736 FROM 494360494		21,726.00	61,360.40
23 JUN	ANZ INTERNET BANKING FUNDS TFER TRANSFER 306426 FROM 494360494		30,540.00 ✓	91,900.40
23 JUN	ANZ INTERNET BANKING FUNDS TFER <i>RP</i> TRANSFER 310804 TO 013403370288769	45,000.00 ✓		46,900.40
23 JUN	ANZ INTERNET BANKING FUNDS TFER <i>NP</i> TRANSFER 310536 TO 013403494360494	45,000.00 /		1,900.40
30 JUN	ANZ INTERNET BANKING FUNDS TFER TRANSFER 428255 FROM 277497806		1,168.53 ✓	3,068.93
30 JUN	ANZ INTERNET BANKING FUNDS TFER <i>RP</i> TRANSFER 431051 TO 013403494360494	534.46 /		2,534.47
30 JUN	ANZ INTERNET BANKING FUNDS TFER <i>NP</i> TRANSFER 430702 TO 013403494360494	534.47 /		2,000.00
<b>TOTALS AT END OF PAGE</b>		<b>\$91,068.93</b>	<b>\$53,434.53</b>	
<b>TOTALS AT END OF PERIOD</b>		<b>\$91,068.93</b>	<b>\$53,434.53</b>	<b>\$2,000.00</b>

Yearly Summary	Previous Year to 30/06/2020 (\$)
<b>Fees Charged</b>	
ANZ bank account fee	1.60
<b>Total</b>	<b>\$1.60</b>

### New Profile menu in ANZ Internet Banking

The new Profile menu in ANZ Internet Banking lets you securely manage your contact information and security details. You can find the new menu in the top right corner of ANZ Internet Banking.

Keep your contact information up to date, as these details may be used for security purposes (e.g. to verify transactions), or send you account information.

You can also choose which offers and promotions you want to receive and how. You can select as many as you like and make changes any time.

Visit [www.anz.com.au](http://www.anz.com.au) to explore your Profile today.



# GST PAYMENT ACCOUNT STATEMENT

STATEMENT NUMBER 75  
29 MAY 2020 TO 30 JUNE 2020

028/296



THE MANAGER  
PEATE SUPERANNUATION FUND  
70 GARDENIA ST  
BLACKBURN VIC 3130

## WELCOME TO YOUR ANZ ACCOUNT AT A GLANCE

### Account Details

ROGER HADFIELD PEATE & NATALIE FLORENCE  
PEATE ATF PEATE SUPERANNUATION FUND

### Branch Number (BSB)

013-403

### Account Number

4533-30328

Opening Balance:

**\$39,634.40**

Total Deposits:

**\$53,434.53**

Total Withdrawals:

**\$91,068.93**

Closing Balance:

**\$2,000.00**

183RSP903A045933 ML20 004



453330328\_12593 E-296 S-569 I-1137

### NEED TO GET IN TOUCH?



**ANZ Internet Banking**  
anz.com

OR



**Enquiries: 13 13 14**  
**Lost/Stolen Cards: 1800 033 844**

# ANZ BUSINESS ONLINE SAVER STATEMENT

Account Number 2774-97806

## Transaction Details

Please retain this statement for taxation purposes

Date	Transaction Details	Withdrawals (\$)	Deposits (\$)	Balance (\$)
<b>2020</b>				
26 JUN	OPENING BALANCE			1,168.53
30 JUN	ANZ INTERNET BANKING FUNDS TFER TRANSFER 428255 TO 013403453330328	1,168.53		0.00
28 SEP	CREDIT INTEREST FROM 9106-86638 EFFECTIVE DATE 26 SEP 2020		3,309.04	3,309.04
28 SEP	ANZ INTERNET BANKING FUNDS TFER TRANSFER 273395 TO 013403494360494	3,309.04		
<b>TOTALS AT END OF PAGE</b>		<b>\$4,477.57</b>	<b>\$3,309.04</b>	
<b>TOTALS AT END OF PERIOD</b>		<b>\$4,477.57</b>	<b>\$3,309.04</b>	<b>\$0.00</b>

### This Statement Includes

Interest earned on deposits	\$3,309.04
-----------------------------	------------

### Yearly Summary

Previous Year to 30/06/2020 (\$)

Interest earned on deposits	5.15
-----------------------------	------

### Update your profile in the ANZ App or ANZ Internet Banking

New mobile number or email address? No worries. You can update your details via Profile in the ANZ App or ANZ Internet Banking. By keeping your details up to date, we can contact you for security purposes (e.g. send you an SMS one-time passcode or verify transactions), or send you account information.

Forgot your password? We've all been there. You can also securely reset your ANZ App PIN or change ANZ Internet Banking password too. It's all in one place – your Profile.

Visit [www.anz.com.au/ways-to-bank](http://www.anz.com.au/ways-to-bank) to learn about how you can manage your money, simply and securely.

## IMPORTANT INFORMATION

**PLEASE CHECK THE ENTRIES AND CALL 13 13 14 REGARDING ANY ERRORS ON THIS STATEMENT.**

All entries generated are subject to authorisation and verification and if necessary, adjustments will appear on a later statement.

If you have a complaint or unresolved issue with ANZ's product or service please call our National Feedback Line **1800 805 154** and advise us. Further information in relation to ANZ's dispute resolution process and this product (including details of benefits or fees and charges) is available on request and you can access this information by reviewing the Terms and Conditions, and Fees and Charges brochures which can be found at [www.anz.com](http://www.anz.com) or by calling **13 13 14**.



# ANZ BUSINESS ONLINE SAVER STATEMENT

STATEMENT NUMBER 36  
26 JUNE 2020 TO 28 SEPTEMBER 2020

MR & MRS R PEATE  
PEATE SUPERANNUATION FUND  
70 GARDENIA ST  
BLACKBURN VIC 3130

## WELCOME TO YOUR ANZ ACCOUNT AT A GLANCE

### Account Details

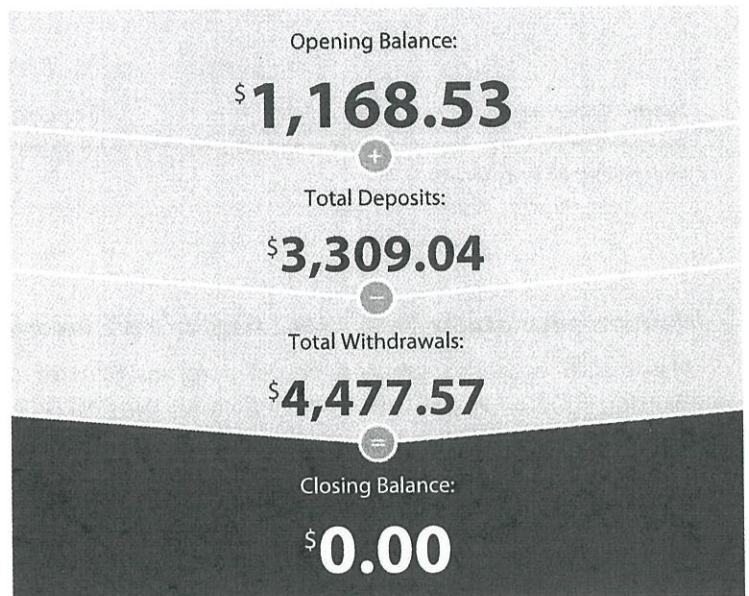
PEATE ROGER HADFIELD  
PEATE NATALIE FLORENCE  
PEATE SUPER FUND

### Branch Number (BSB)

013-403

### Account Number

2774-97806



## NEED TO GET IN TOUCH?



**ANZ Internet Banking**  
anz.com

OR



**Enquiries: 13 13 14**  
**Lost/Stolen Cards: 1800 033 844**

7-28

# ANZ BUSINESS ONLINE SAVER STATEMENT

Account Number 2774-97806

## Transaction Details

Please retain this statement for taxation purposes

Date	Transaction Details	Withdrawals (\$)	Deposits (\$)	Balance (\$)
<b>2020</b>				
<b>27 MAR</b>	<b>OPENING BALANCE</b>			<b>1,168.53</b>
	<b>TOTALS AT END OF PAGE</b>	<b>\$0.00</b>	<b>\$0.00</b>	
	<b>TOTALS AT END OF PERIOD</b>	<b>\$0.00</b>	<b>\$0.00</b>	<b>\$1,168.53</b>

### New Profile menu in ANZ Internet Banking

The new Profile menu in ANZ Internet Banking lets you securely manage your contact information and security details. You can find the new menu in the top right corner of ANZ Internet Banking.

Keep your contact information up to date, as these details may be used for security purposes (e.g. to verify transactions), or send you account information.

You can also choose which offers and promotions you want to receive and how. You can select as many as you like and make changes any time.

Visit [www.anz.com.au](http://www.anz.com.au) to explore your Profile today.

## IMPORTANT INFORMATION

### PLEASE CHECK THE ENTRIES AND CALL 13 13 14 REGARDING ANY ERRORS ON THIS STATEMENT.

All entries generated are subject to authorisation and verification and if necessary, adjustments will appear on a later statement.

If you have a complaint or unresolved issue with ANZ's product or service please call our National Feedback Line **1800 805 154** and advise us. Further information in relation to ANZ's dispute resolution process and this product (including details of benefits or fees and charges) is available on request and you can access this information by reviewing the Terms and Conditions, and Fees and Charges brochures which can be found at [www.anz.com](http://www.anz.com) or by calling **13 13 14**.



# ANZ BUSINESS ONLINE SAVER STATEMENT

STATEMENT NUMBER 35  
27 MARCH 2020 TO 26 JUNE 2020

028/1736



MR & MRS R PEATE  
PEATE SUPERANNUATION FUND  
70 GARDENIA ST  
BLACKBURN VIC 3130

## WELCOME TO YOUR ANZ ACCOUNT AT A GLANCE

### Account Details

PEATE ROGER HADFIELD  
PEATE NATALIE FLORENCE  
PEATE SUPER FUND

### Branch Number (BSB)

013-403

### Account Number

2774-97806

Opening Balance:

\$ **1,168.53**

Total Deposits:

\$ **0.00**

Total Withdrawals:

\$ **0.00**

Closing Balance:

\$ **1,168.53**

179RSP903A04132 ML120 004



277497806\_05370 E-1736 S-3351 H-6701

### NEED TO GET IN TOUCH?



**ANZ Internet Banking**  
anz.com

OR



**Enquiries: 13 13 14**  
**Lost/Stolen Cards: 1800 033 844**

# ANZ BUSINESS ONLINE SAVER STATEMENT

Account Number 2774-97806

## Transaction Details

Please retain this statement for taxation purposes

Date	Transaction Details	Withdrawals (\$)	Deposits (\$)	Balance (\$)
<b>2019</b>				
<b>27 DEC</b>	<b>OPENING BALANCE</b>			<b>1,668.53</b>
<b>2020</b>	<b>ANZ INTERNET BANKING FUNDS TFER</b>			
27 FEB	TRANSFER 470629 TO 013403453330328	500.00 /		1,168.53
	<b>TOTALS AT END OF PAGE</b>	<b>\$500.00</b>	<b>\$0.00</b>	
	<b>TOTALS AT END OF PERIOD</b>	<b>\$500.00</b>	<b>\$0.00</b>	<b>\$1,168.53</b>

### New Profile menu in ANZ Internet Banking

The new Profile menu in ANZ Internet Banking lets you securely manage your contact information and security details. You can find the new menu in the top right corner of ANZ Internet Banking.

Keep your contact information up to date, as these details may be used for security purposes (e.g. to verify transactions), or send you account information.

You can also choose which offers and promotions you want to receive and how. You can select as many as you like and make changes any time.

Visit [www.anz.com.au](http://www.anz.com.au) to explore your Profile today.

## IMPORTANT INFORMATION

### PLEASE CHECK THE ENTRIES AND CALL 13 13 14 REGARDING ANY ERRORS ON THIS STATEMENT.

All entries generated are subject to authorisation and verification and if necessary, adjustments will appear on a later statement.

If you have a complaint or unresolved issue with ANZ's product or service please call our National Feedback Line **1800 805 154** and advise us. Further information in relation to ANZ's dispute resolution process and this product (including details of benefits or fees and charges) is available on request and you can access this information by reviewing the Terms and Conditions, and Fees and Charges brochures which can be found at [www.anz.com](http://www.anz.com) or by calling **13 13 14**.



# ANZ BUSINESS ONLINE SAVER STATEMENT

STATEMENT NUMBER 34

27 DECEMBER 2019 TO 27 MARCH 2020

028/2639



MR & MRS R PEATE  
PEATE SUPERANNUATION FUND  
70 GARDENIA ST  
BLACKBURN VIC 3130

## WELCOME TO YOUR ANZ ACCOUNT AT A GLANCE

### Account Details

PEATE ROGER HADFIELD  
PEATE NATALIE FLORENCE  
PEATE SUPER FUND

### Branch Number (BSB)

013-403

### Account Number

2774-97806

Opening Balance:

**\$1,668.53**

Total Deposits:

**\$0.00**

Total Withdrawals:

**\$500.00**

Closing Balance:

**\$1,168.53**

088RSP903A050838\_MU20\_004



277497806\_02274 E-2639 S-5154 I-10307

### NEED TO GET IN TOUCH?



**ANZ Internet Banking**  
anz.com

OR



**Enquiries: 13 13 14**  
**Lost/Stolen Cards: 1800 033 844**



# ANZ BUSINESS ONLINE SAVER STATEMENT

Account Number 2774-97806

## Transaction Details

Please retain this statement for taxation purposes

Date	Transaction Details	Withdrawals (\$)	Deposits (\$)	Balance (\$)
<b>2019</b>				
<b>27 SEP</b>	<b>OPENING BALANCE</b>			<b>10,666.49</b>
30 SEP	<b>CREDIT INTEREST PAID</b>		1.08	10,667.57
15 OCT	<b>ANZ INTERNET BANKING FUNDS TFER</b> TRANSFER 527865 TO 013328405637798 <i>Pension (Auto pay)</i>	5,000.00	RP ✓	5,667.57
28 OCT	<b>ANZ INTERNET BANKING FUNDS TFER</b> TRANSFER 122933 TO 013403370288769 <i>Pension (Manual)</i>	2,000.00	RP ✓	3,667.57
28 OCT	<b>ANZ INTERNET BANKING FUNDS TFER</b> TRANSFER 122123 TO 013403494360494 <i>Pension (Manual)</i>	2,000.00	RP ✓	1,667.57
31 OCT	<b>CREDIT INTEREST PAID</b>		0.96	1,668.53
<b>TOTALS AT END OF PAGE</b>		<b>\$9,000.00</b>	<b>\$2.04</b>	
<b>TOTALS AT END OF PERIOD</b>		<b>\$9,000.00</b>	<b>\$2.04</b>	<b>\$1,668.53</b>

### This Statement Includes

Interest earned on deposits	\$2.04
-----------------------------	--------

### New Profile menu in ANZ Internet Banking

The new Profile menu in ANZ Internet Banking lets you securely manage your contact information and security details. You can find the new menu in the top right corner of ANZ Internet Banking.

Keep your contact information up to date, as these details may be used for security purposes (e.g. to verify transactions), or send you account information.

You can also choose which 'Offers & Promotions' you receive and how. You can select as many as you like and make changes any time.

Visit [www.anz.com.au](http://www.anz.com.au) to explore your Profile today.

## IMPORTANT INFORMATION

### PLEASE CHECK THE ENTRIES AND CALL 13 13 14 REGARDING ANY ERRORS ON THIS STATEMENT.

All entries generated are subject to authorisation and verification and if necessary, adjustments will appear on a later statement.

If you have a complaint or unresolved issue with ANZ's product or service please call our National Feedback Line **1800 805 154** and advise us. Further information in relation to ANZ's dispute resolution process and this product (including details of benefits or fees and charges) is available on request and you can access this information by reviewing the Terms and Conditions, and Fees and Charges brochures which can be found at [www.anz.com](http://www.anz.com) or by calling **13 13 14**.



# ANZ BUSINESS ONLINE SAVER STATEMENT

STATEMENT NUMBER 33

27 SEPTEMBER 2019 TO 27 DECEMBER 2019

028/377



MR & MRS R PEATE  
PEATE SUPERANNUATION FUND  
70 GARDENIA ST  
BLACKBURN VIC 3130

## WELCOME TO YOUR ANZ ACCOUNT AT A GLANCE

### Account Details

PEATE ROGER HADFIELD  
PEATE NATALIE FLORENCE  
PEATE SUPER FUND

### Branch Number (BSB)

013-403

### Account Number

2774-97806

Opening Balance:

**\$10,666.49**

Total Deposits:

**\$2.04**

Total Withdrawals:

**\$9,000.00**

Closing Balance:

**\$1,668.53**



### NEED TO GET IN TOUCH?



**ANZ Internet Banking**  
anz.com

OR



**Enquiries: 13 13 14**  
**Lost/Stolen Cards: 1800 033 844**

# ANZ BUSINESS ONLINE SAVER STATEMENT

Account Number 2774-97806

## Transaction Details

Please retain this statement for taxation purposes

Date	Transaction Details	Withdrawals (\$)	Deposits (\$)	Balance (\$)
<b>2019</b>				
28 JUN	OPENING BALANCE			8,132.75
31 JUL	CREDIT INTEREST PAID		1.84 /	8,134.59
30 AUG	CREDIT INTEREST PAID		1.27 /	8,135.86
26 SEP	TRANSFER FROM 9106-86638		2,530.63 /	10,666.49
<b>TOTALS AT END OF PAGE</b>		<b>\$0.00</b>	<b>\$2,533.74</b>	
<b>TOTALS AT END OF PERIOD</b>		<b>\$0.00</b>	<b>\$2,533.74</b>	<b>\$10,666.49</b>

### This Statement Includes

Interest earned on deposits	\$3.11
-----------------------------	--------

### Protecting your privacy

Protecting your privacy is crucial to the way we do business. That's why we've simplified our Privacy Policy to better explain how we manage and protect your personal information, particularly when providing a product or service to you.

Watch our short video and read our updated Privacy Policy at [www.anz.com.au/privacy](http://www.anz.com.au/privacy).

### New Profile menu in ANZ Internet Banking

The new Profile menu in ANZ Internet Banking lets you securely manage your contact information and security details. You can find the new menu in the top right corner of ANZ Internet Banking.

We recommend keeping your contact information up to date, because we may use these details for security purposes (e.g. to verify transactions), and to send you information about your accounts.

You can also control which 'Offers & Promotions' you receive and how you'd like to hear about them. You can select as many as you like and make changes any time.

Visit [www.anz.com.au](http://www.anz.com.au) to explore your Profile today.

## IMPORTANT INFORMATION

### PLEASE CHECK THE ENTRIES AND CALL 13 13 14 REGARDING ANY ERRORS ON THIS STATEMENT.

All entries generated are subject to authorisation and verification and if necessary, adjustments will appear on a later statement.

If you have a complaint or unresolved issue with ANZ's product or service please call our National Feedback Line **1800 805 154** and advise us. Further information in relation to ANZ's dispute resolution process and this product (including details of benefits or fees and charges) is available on request and you can access this information by reviewing the Terms and Conditions, and Fees and Charges brochures which can be found at [www.anz.com](http://www.anz.com) or by calling **13 13 14**.



# ANZ BUSINESS ONLINE SAVER STATEMENT

STATEMENT NUMBER 32

28 JUNE 2019 TO 27 SEPTEMBER 2019

028/2960



MR & MRS R PEATE  
PEATE SUPERANNUATION FUND  
70 GARDENIA ST  
BLACKBURN VIC 3130

## WELCOME TO YOUR ANZ ACCOUNT AT A GLANCE

### Account Details

PEATE ROGER HADFIELD  
PEATE NATALIE FLORENCE  
PEATE SUPER FUND

### Branch Number (BSB)

013-403

### Account Number

2774-97806

### Opening Balance:

\$ **8,132.75**

### Total Deposits:

\$ **2,533.74**

### Total Withdrawals:

\$ **0.00**

### Closing Balance:

\$ **10,666.49**

271RSP903A061214\_MU19\_004



277497806\_00811 E-2960 S-5914 I-11827

### NEED TO GET IN TOUCH?



**ANZ Internet Banking**  
anz.com

OR



**Enquiries: 13 13 14**  
**Lost/Stolen Cards: 1800 033 844**



Update your information:



Online: www.computershare.com.au/easyupdate/COL



By Mail: Computershare Investor Services Pty Limited GPO Box 2975 Melbourne Victoria 3001 Australia

Enquiries:



Phone: (within Australia) 1300 171 785 (outside Australia) +61 3 9415 4078

089133 028 COL



MR ROGER HADFIELD PEATE & MRS NATALIE FLORENCE PEATE <PEATE SUPER FUND A/C> 70 GARDENIA STREET BLACKBURN VIC 3130

Securityholder Reference Number (SRN)

I 0159883281

ASX Code	COL
TFN/ABN Status	Quoted
Record Date	29 August 2019
Payment Date	26 September 2019
Direct Credit Ref. No.	874810

Dividend Statement — FY19 Final and Special Dividend

This statement below represents your final dividend and special dividend for the year ended 30 June 2019.

The final dividend of 24.0 cents per share and special dividend of 11.5 cents per share, totalling 35.5 cents per share are payable on ordinary shares registered in your name and entitled to participate as at the record date 29 August 2019. For income tax purposes the dividends are fully franked (100 per cent) at the tax rate of 30 per cent.

Class Description	Amount per Security	Number of Securities	Franked Amount	Unfranked Amount	Gross Payment
Ordinary Shares	A\$0.355	750	A\$266.25	A\$0.00	A\$266.25
<b>Net Payment</b>					<b>A\$266.25</b>
Franking Credit					A\$114.11

Important Notes

- You should retain this statement to assist you in preparing your tax return.
- Non-resident shareholders – the franked amount is not subject to withholding tax.

Help us be sustainable

Coles encourages electronic management of your share investment, please register at www.computershare.com.au/easyupdate/COL to update your TFN, bank account and other details online.

Your Payment Instruction

ANZ	
BSB	013-403
Account number	453330328
<b>Amount Deposited</b>	<b>A\$266.25</b>



# Payment Detail

## HEALIUS LIMITED

Mr Roger Hadfield Peate + Mrs Natalie Florence Peate <PEATE SUPER FUND>

\*\*\*\*\*0651

### Summary

<b>Class</b>	FULLY PAID ORDINARY SHARES
<b>Payment date</b>	27/09/2019
<b>Record date</b>	30/08/2019
<b>Payment type</b>	Dividend
<b>Payment rate</b>	\$0.034
<b>Securities on record date</b>	5740
<b>Payment method</b>	Direct Credit
<b>Payment reference</b>	00800368
<b>Gross amount</b>	\$195.16
<b>Total taxes</b>	\$0.00
<b>Deduction amount</b>	\$0.00
<b>Net amount</b>	\$195.16
<b>Taxes and Fees</b>	
<b>Franked Amount</b>	\$195.16
<b>Unfranked Amount</b>	\$0.00
<b>Franking Credit</b>	\$83.64
<b>Withholding Tax</b>	\$0.00





# Downer

Relationships creating success

DOWNER EDI LIMITED  
ABN 97 003 872 848

### Update your information:

 **Online:**  
www.computershare.com.au/easyupdate/DOW

 **By Mail:**  
Computershare Investor Services Pty Limited  
GPO Box 2975 Melbourne  
Victoria 3001 Australia

**Enquiries:**  
(within Australia) 1300 556 161  
(international) +61 3 9415 4000

### Securityholder Reference Number (SRN)

I 0030328671

ASX Code DOW  
TFN/ABN Status Quoted  
Record Date 4 September 2019  
Payment Date 2 October 2019  
Direct Credit Reference No. 806304



003027 000 DOW




MR ROGER HADFIELD PEATE &  
MRS NATALIE FLORENCE PEATE  
<PEATE SUPER FUND A/C>  
70 GARDENIA STREET  
BLACKBURN VIC 3130

## 2019 Final Dividend

Dear Securityholder,

payment represents a final dividend for the year ended 30 June 2019 on the shares registered in your name and entitled to participate as at the record date of 4 September 2019. This dividend is paid at the rate of 14 cents per share, and is 50% franked (7 cents) at the corporate tax rate of 30%. DOW declares that, for income tax purposes, 100% of the unfranked portion of the dividend is declared to be Conduit Foreign Income.

Robert Regan  
Company Secretary

 **Ensure your information is up to date. Simply visit the website address listed above to update your TFN, banking instructions or personal details.**

Class Description	Amount per Security	Number of Securities	Franked Amount	Unfranked Amount	Gross Payment
Ordinary Shares	14 Cents	2,255	\$157.85	\$157.85	\$315.70
<b>Net Payment</b>					<b>\$315.70</b>
Franking Credit					\$67.65

Note: You should retain this statement to assist you in preparing your tax return.

## Your Payment Instruction

ANZ  
BSB: 013-403 Account number: 453330328

**Amount Deposited**  
**AUD\$315.70**





**All correspondence to:**  
 Computershare Investor Services Pty Limited  
 GPO Box 2975 Melbourne  
 Victoria 3001 Australia  
 Enquiries (within Australia) 1300 558 062  
 (outside Australia) +61 3 9415 4631  
 Facsimile +61 3 9473 2500  
 www.investorcentre.com/contact  
 www.computershare.com

*I 60 36760168*  
**Securityholder Reference Number (SRN)**  
**SRN WITHHELD**

**Private and Confidential**

066676 028 WES



MR ROGER HADFIELD PEATE &  
 MRS NATALIE FLORENCE PEATE  
 <PEATE SUPER FUND A/C>  
 70 GARDENIA STREET  
 BLACKBURN VIC 3130

Record Date	2 September 2019
Payment Date	9 October 2019
TFN/ABN Status	Quoted
Direct Credit Ref. No.	835696
ASX Code	WES

**Final Dividend**

The statement below represents your final dividend for the year ended 30 June 2019. The dividend is fully-franked (100 per cent) for Australian income tax purposes at the corporate tax rate of 30 per cent.

Class Description	Amount per Security	Number of Securities	Franked Amount	Unfranked Amount	Gross Payment	Franking Credit
Ordinary Shares	A\$0.78	750	A\$585.00	A\$0.00	A\$585.00	A\$250.71
<b>Total</b>			<b>A\$585.00</b>	<b>A\$0.00</b>	<b>A\$585.00</b>	<b>A\$250.71</b>
<b>Net Payment</b>					<b>A\$585.00</b>	

**New Zealand Imputation Credits in NZD**

**NZ\$75.00**

New Zealand tax law requires us to notify shareholders that New Zealand imputation credits have been attached to this dividend at a rate of NZ\$0.10 per share. These credits are only relevant for shareholders required to file a New Zealand income tax return.

**Important Notes**

1. You should retain this statement to assist you in preparing your tax return.
2. Shareholders should obtain their own professional advice on the tax implications of this dividend.

**Non-Resident Shareholders**

The Franked Amount is not subject to withholding tax.



**Help Wesfarmers to help the environment**

To apply for online statements, or to view or update your security holding details please visit: [www.wesdirect.com.au](http://www.wesdirect.com.au). When in Wesdirect, log in as an existing user with your user ID or register as a new user by creating a login using your SRN/HIN and postcode (if within Australia) or country (if outside Australia). For security purposes, if you wish to update your information you will be required to register by choosing a user ID and password.

**Your Payment Instruction**

ANZ  
 BSB: 013-403 Account number: XXXXXXXX28

<b>Amount Deposited</b>
<b>A\$585.00</b>





Westpac Banking Corporation  
ABN 33 007 457 141  
www.westpac.com.au

All registry communications to:  
Link Market Services Limited  
Locked Bag A6015, Sydney South NSW 1235  
Telephone (free call within Australia): +61 1800 804 255  
ASX Code: WBC  
Email: westpac@linkmarketservices.com.au  
Website: www.linkmarketservices.com.au



028 / 140898

MR ROGER HADFIELD PEATE &  
MRS NATALIE FLORENCE PEATE  
<PEATE SUPER FUND A/C>  
70 GARDENIA STREET  
BLACKBURN VIC 3130

Key details

Payment date: 20 December 2019  
Record date: 13 November 2019  
SRN/HIN: X00086563037  
TFN/ABN status: RECEIVED AND RECORDED

Final dividend statement for the six months ended 30 September 2019

This dividend is 100% franked with Australian franking credits at the company tax rate of 30%.

Description	Participating holding	Dividend rate per share <sup>#</sup>	Unfranked amount	Franked amount	Total amount	Franking credit
Ordinary shares	1,044	80 cents	\$0.00	\$835.20	\$835.20	\$357.94
<b>Net dividend amount</b>					<b>\$835.20</b>	
<b>***New Zealand Imputation Credit (NZIC)</b>						<b>NZ\$73.08</b>

<sup>#</sup> The final dividend of 80 cents per share takes into consideration the cost of the Bank Levy which was equivalent to 8 cents per share over 2019. All amounts are in Australian dollars unless otherwise stated.

\*\*\* Only relevant for New Zealand taxpayers.

PAYMENT INSTRUCTIONS

ANZ BANK

BSB: 013-403

ACC: \*\*\*\*\*0328

ACCOUNT NAME: ROGER PEATE & NATALIE PEATE<PEAT

PAYMENT REFERENCE NUMBER: 001235906101

A payment has been made to the above account. If this account is not valid please turn over for instructions to update your details.





080177 028 COL



MR ROGER HADFIELD PEATE &  
MRS NATALIE FLORENCE PEATE  
<PEATE SUPER FUND A/C>  
70 GARDENIA STREET  
BLACKBURN VIC 3130

**Update your information:**

**Online:**  
www.computershare.com.au/easyupdate/COL

**By Mail:**  
Computershare Investor Services Pty Limited  
GPO Box 2975 Melbourne  
Victoria 3001 Australia

**Enquiries:**

**Phone:**  
(within Australia) 1300 171 785  
(outside Australia) +61 3 9415 4078

**Holder Identification Number (HIN)**  
X 0086563037

ASX Code	COL
TFN/ABN Status	Quoted
Record Date	28 February 2020
Payment Date	27 March 2020
Direct Credit Ref. No.	1220786

**Dividend Statement — Interim Dividend**

statement below represents your interim dividend for the half-year ended 5 January 2020.

The interim dividend of 30.0 cents per share is payable on ordinary shares registered in your name and entitled to participate as at the record date 28 February 2020. For income tax purposes the dividend is fully franked (100 per cent) at the tax rate of 30 per cent.

Class Description	Amount per Security	Number of Securities	Franked Amount	Unfranked Amount	Gross Payment
Ordinary shares	A\$0.30	750	A\$225.00	A\$0.00	A\$225.00
<b>Net Payment</b>					<b>A\$225.00</b>
Franking Credit					A\$96.43

**Important Notes**


- You should retain this statement to assist you in preparing your tax return.
- Non-resident shareholders – the franked amount is not subject to withholding tax.

**help us be sustainable**

Coles encourages electronic management of your share investment, please register at [www.computershare.com.au/easyupdate/COL](http://www.computershare.com.au/easyupdate/COL) to update your TFN, bank account and other details online.

**Your Payment Instruction**

ANZ	
BSB	013-403
Account number	453330328
<b>Amount Deposited</b>	<b>A\$225.00</b>





## Transactions

### NATIONAL STORAGE REIT

#### Recent Transactions

**Mr Roger Hadfield Peate + Mrs Natalie Florence Peate I\*\*\*\*\*1415**

STAPLED SECURITIES

<u>Date</u>	<u>Transaction</u>	<u>Movement</u>	<u>Running balance</u>
3/10/2018	ISSUER SP TO CHESS TRANSFER	-10900	0
15/04/2016	CHESS TO ISSUER SP TRANSFER	+10900	10900





# Transaction History

I48159153951

« View:

AHY, I\*\*\*\*\*3951 (MR ROGER HADFIELD PEATE + MRS NATALIE FLORENCE PEATE <PEATE SUPER FUND A/C>)

Date range from (dd/mm/yyyy) 16/03/2019 to (dd/mm/yyyy) 16/03/2021

Displaying Transaction History from 16 Mar 2019 to 16 Mar 2021

HIN/SRN EMP ID	Security Code	Date	Transaction	Change	Running Balance
I*****3951	AHY	17/09/2019	Issuer Sponsored to CHESS Conversion	-9,450	0

Viewing 1 - 1 of 1

Ask us now

Chat Feedback s Limited

Type your message... Send

Ask us now ^



All correspondence to:
Computershare Investor Services Pty Limited
GPO Box 2975 Melbourne
Victoria 3001 Australia
Enquiries (within Australia) 1300 558 062
(outside Australia) +61 3 9415 4631
Facsimile +61 3 9473 2500
www.investorcentre.com/contact
www.computershare.com

Private and Confidential

065304 028 WES



MR ROGER HADFIELD PEATE &
MRS NATALIE FLORENCE PEATE
<PEATE SUPER FUND A/C>
70 GARDENIA STREET
BLACKBURN VIC 3130

Holder Identification Number (HIN)

HIN WITHHELD

Table with 2 columns: Record Date, Payment Date, TFN/ABN Status, Direct Credit Ref. No., ASX Code. Values include 25 February 2020, 31 March 2020, Quoted, 1144925, WES.

Interim Dividend

The statement below represents your interim dividend for the half-year ended 31 December 2019. The dividend is fully-franked (100 per cent) for Australian income tax purposes at the corporate tax rate of 30 per cent.

Table with 7 columns: Class Description, Amount per Security, Number of Securities, Franked Amount, Unfranked Amount, Gross Payment, Franking Credit. Includes rows for Ordinary Shares, Total, and Net Payment.

Important Notes

- 1. You should retain this statement to assist you in preparing your tax return.
2. Shareholders should obtain their own professional advice on the tax implications of this dividend.

Non-Resident Shareholders

The Franked Amount is not subject to withholding tax.
New Zealand Imputation Credits are not attached to this dividend.



Help Wesfarmers to help the environment

To apply for online statements, or to view or update your security holding details please visit: www.wesdirect.com.au. When in Wesdirect, log in as an existing user with your user ID or register as a new user by creating a login using your SRN/HIN and postcode (if within Australia) or country (if outside Australia). For security purposes, if you wish to update your information you will be required to register by choosing a user ID and password.

Your Payment Instruction

ANZ
BSB: 013-403 Account number: XXXXXX28

Amount Deposited
A\$562.50



7-45

# Shaw and Partners

an EFG company



This trade was executed by Shaw and Partners Limited (ABN 24 003 221 583), a participant of ASX Limited, Chi-X Australia Pty Limited and holder of AFSL 236048 and cleared by Pershing Securities Australia Pty Limited (ABN 60 136 184 962) holder of AFSL 338264.

**THIS CONFIRMATION IS A TAX INVOICE** This confirmation is issued subject to the directions, decisions and requirements of the ASX, Chi-X, the ASIC Market Integrity Rules, the ASX Operating Rules, the Chi-X Operating Rules, the ASX Clear Operating Rules, Chi-X and where relevant the ASX Settlement Operating Rules; the customs and usages of ASX and Chi-X; and the correction of errors and omissions.

MR ROGER HADFIELD PEATE & MRS  
NATALIE FLORENCE PEATE  
PEATE SUPER FUND A/C  
70 GARDENIA STREET  
BLACKBURN VIC 3130

Shaw and Partners Limited has sold for you  
COMPANY: WESTPAC BANKING CORPORATION  
SECURITY: ORDINARY FULLY PAID

Market	ASX
Market Code:	WBC
ISIN	AU000000WBC1

Account No. S1096152  
 Advisor M CRYER  
 Confirmation No. 91177625  
 Confirmation Date 25/05/2020  
 Trade Date 25/05/2020

CHESSE Sponsored  
 Minimum brokerage charged

522 units remaining of order

QUANTITY	PRICE	CONSIDERATION
140	15.2600	2,136.40
382	15.2650	5,831.23
<b>TOTAL</b>	<b>AVERAGE</b>	<b>TOTAL</b>
522	15.2637	\$7,967.63

All brokerage and fees have been charged by Shaw and Partners Limited

Brokerage	\$125.00
GST	\$12.50
<b>NET PROCEEDS</b>	<b>\$7,830.13</b>

ASX SETTLEMENT DATE 27/05/2020

### Settlement Instructions

IF THIS HOLDING IS CHESSE SPONSORED BY SHAW AND PARTNERS LIMITED NO ADDITIONAL SECURITY INFORMATION IS REQUIRED

**OTHERWISE**  
If the information has not been supplied to your advisor at the time of the trade, please contact your advisor immediately your:-

SRN - Security Reference Number (If the holding is not CHESSE sponsored)

**PAYMENT INSTRUCTION**  
If this Information has not been supplied or you wish to make a change to the payment instruction, kindly contact your advisor by telephone immediately.

7830.13  
 4610.00  
 6344.30  
 -----  
 181784.43

*Lodged at bank.  
27/5/20*





This trade was executed by Shaw and Partners Limited (ABN 24 003 221 583), a participant of ASX Limited, Chi-X Australia Pty Limited and holder of AFSL 236048 and cleared by Pershing Securities Australia Pty Limited (ABN 60 136 184 962) holder of AFSL 338264.

**THIS CONFIRMATION IS A TAX INVOICE** This confirmation is issued subject to the directions, decisions and requirements of the ASX, Chi-X, the ASIC Market Integrity Rules, the ASX Operating Rules, the Chi-X Operating Rules, the ASX Clear Operating Rules, Chi-X and where relevant the ASX Settlement Operating Rules; the customs and usages of ASX and Chi-X; and the correction of errors and omissions.

MR ROGER HADFIELD PEATE & MRS  
NATALIE FLORENCE PEATE  
PEATE SUPER FUND A/C  
70 GARDENIA STREET  
BLACKBURN VIC 3130

Shaw and Partners Limited has sold for you  
COMPANY: DOWNER EDI LIMITED  
SECURITY: ORDINARY FULLY PAID

Market	ASX
Market Code:	DOW
ISIN	AU000000DOW2

Account No. S1096152  
Advisor M CRYER  
Confirmation No. 91177623  
Confirmation Date 25/05/2020  
Trade Date 25/05/2020

CHESSE Sponsored  
Minimum brokerage charged

1130 units remaining of order

ASX SETTLEMENT DATE 27/05/2020

QUANTITY	PRICE	CONSIDERATION
1,125	4.2200	4,747.50
<b>TOTAL</b>	<b>AVERAGE</b>	<b>TOTAL</b>
1,125	4.2200	\$4,747.50
All brokerage and fees have been charged by Shaw and Partners Limited		
Brokerage		\$125.00
GST		\$12.50
<b>NET PROCEEDS</b>		<b>\$4,610.00</b>

**Settlement Instructions**

**IF THIS HOLDING IS CHESSE SPONSORED BY SHAW AND PARTNERS LIMITED,  
NO ADDITIONAL SECURITY INFORMATION IS REQUIRED**

**OTHERWISE**

If the information has not been supplied to your advisor at the time of placing your order, please supply immediately your:-

SRN - Security Reference Number (If the holding is not CHESSE sponsored by SHAW AND PARTNERS LIMITED)

**PAYMENT INSTRUCTION**

If this Information has not been supplied or you wish to make a change to your standing instructions, kindly contact your advisor by telephone immediately.





This trade was executed by Shaw and Partners Limited (ABN 24 003 221 583), a participant of ASX Limited, Chi-X Australia Pty Limited and holder of AFSL 236048 and cleared by Pershing Securities Australia Pty Limited (ABN 60 136 184 962) holder of AFSL 338264.

**THIS CONFIRMATION IS A TAX INVOICE** | This confirmation is issued subject to the directions, decisions and requirements of the ASX, Chi-X, the ASIC Market Integrity Rules, the ASX Operating Rules, the Chi-X Operating Rules, the ASX Clear Operating Rules, Chi-X and where relevant the ASX Settlement Operating Rules; the customs and usages of ASX and Chi-X; and the correction of errors and omissions.

MR ROGER HADFIELD PEATE & MRS  
NATALIE FLORENCE PEATE  
PEATE SUPER FUND A/C  
70 GARDENIA STREET  
BLACKBURN VIC 3130

Shaw and Partners Limited has sold for you  
**COMPANY:** HEALIUS LIMITED  
**CURRENCY:** ORDINARY FULLY PAID

Market	ASX
Market Code:	HLS
ISIN	AU0000033359

**Account No.** S1096152  
**Advisor** M CRYER  
**Confirmation No.** 91177624  
**Confirmation Date** 25/05/2020  
**Trade Date** 25/05/2020

CHESSE Sponsored  
Minimum brokerage charged

2970 units remaining of order

QUANTITY	PRICE	CONSIDERATION
2,770	2.3400	6,481.80

TOTAL	AVERAGE	TOTAL
2,770	2.3400	\$6,481.80

All brokerage and fees have been charged by Shaw and Partners Limited

Brokerage		\$125.00
GST		\$12.50

**ASX SETTLEMENT DATE** 27/05/2020

**NET PROCEEDS** \$6,344.30 ✓

**Settlement Instructions**

**IF THIS HOLDING IS CHESSE SPONSORED BY SHAW AND PARTNERS LIMITED,  
NO ADDITIONAL SECURITY INFORMATION IS REQUIRED**

**OTHERWISE**

If the information has not been supplied to your advisor at the time of placing your order, please supply immediately your:-

SRN - Security Reference Number (If the holding is not CHESSE sponsored by SHAW AND PARTNERS LIMITED)

**PAYMENT INSTRUCTION**

If this Information has not been supplied or you wish to make a change to your standing instructions, kindly contact your advisor by telephone immediately.





This trade was executed by Shaw and Partners Limited (ABN 24 003 221 583), a participant of ASX Limited, Chi-X Australia Pty Limited and holder of AFSL 236048 and cleared by Pershing Securities Australia Pty Limited (ABN 60 136 184 962) holder of AFSL 338264.

**THIS CONFIRMATION IS A TAX INVOICE** This confirmation is issued subject to the directions, decisions and requirements of the ASX, Chi-X, the ASIC Market Integrity Rules, the ASX Operating Rules, the Chi-X Operating Rules, the ASX Clear Operating Rules, Chi-X and where relevant the ASX Settlement Operating Rules; the customs and usages of ASX and Chi-X; and the correction of errors and omissions.

MR ROGER HADFIELD PEATE & MRS  
NATALIE FLORENCE PEATE  
PEATE SUPER FUND A/C  
70 GARDENIA STREET  
BLACKBURN VIC 3130

Shaw and Partners Limited has sold for you  
COMPANY: HEALIUS LIMITED  
CURRENCY: ORDINARY FULLY PAID

Market	ASX
Market Code:	HLS
ISIN	AU0000033359

Account No.	S1096152
Advisor	M CRYER
Confirmation No.	91181665
Confirmation Date	26/05/2020
Trade Date	26/05/2020
Last of Order CHESS Sponsored	
<b>ASX SETTLEMENT DATE 28/05/2020</b>	

QUANTITY	PRICE	CONSIDERATION
2,970	2.3400	6,949.80
TOTAL	AVERAGE	TOTAL
2,970	2.3400	\$6,949.80
All brokerage and fees have been charged by Shaw and Partners Limited		
Brokerage (0.13%)		\$9.32
GST		\$0.93
NET PROCEEDS		<b>\$6,939.55</b>

### Settlement Instructions

**IF THIS HOLDING IS CHESS SPONSORED BY SHAW AND PARTNERS LIMITED,  
NO ADDITIONAL SECURITY INFORMATION IS REQUIRED**

**OTHERWISE**

If the information has not been supplied to your advisor at the time of placing your order, please supply immediately your:-

SRN - Security Reference Number (If the holding is not CHESS sponsored by SHAW AND PARTNERS LIMITED)

**PAYMENT INSTRUCTION**

If this Information has not been supplied or you wish to make a change to your standing instructions, kindly contact your advisor by telephone immediately.





This trade was executed by Shaw and Partners Limited (ABN 24 003 221 583), a participant of ASX Limited, Chi-X Australia Pty Limited and holder of AFSL 236048 and cleared by Pershing Securities Australia Pty Limited (ABN 60 136 184 962) holder of AFSL 338264.

**THIS CONFIRMATION IS A TAX INVOICE** | This confirmation is issued subject to the directions, decisions and requirements of the ASX, Chi-X, the ASIC Market Integrity Rules, the ASX Operating Rules, the Chi-X Operating Rules, the ASX Clear Operating Rules, Chi-X and where relevant the ASX Settlement Operating Rules; the customs and usages of ASX and Chi-X; and the correction of errors and omissions.

MR ROGER HADFIELD PEATE & MRS  
NATALIE FLORENCE PEATE  
PEATE SUPER FUND A/C  
70 GARDENIA STREET  
BLACKBURN VIC 3130

Shaw and Partners Limited has sold for you  
COMPANY: WESTPAC BANKING CORPORATION  
SECURITY: ORDINARY FULLY PAID

Market: ASX  
Market Code: WBC  
ISIN: AU000000WBC1

Account No. S1096152  
Advisor M CRYER  
Confirmation No. 91183708  
Confirmation Date 26/05/2020  
Trade Date 26/05/2020  
  
Last of Order  
CHESS Sponsored  
  
ASX SETTLEMENT DATE 28/05/2020

QUANTITY	PRICE	CONSIDERATION
522	15.4000	8,038.80
<b>TOTAL</b>	<b>AVERAGE</b>	<b>TOTAL</b>
522	15.4000	\$8,038.80
All brokerage and fees have been charged by Shaw and Partners Limited		
Brokerage (0.44%)		\$35.06
GST		\$3.51
<b>NET PROCEEDS</b>		<b>\$8,000.23</b>

### Settlement Instructions

IF THIS HOLDING IS CHESS SPONSORED BY SHAW AND PARTNERS LIMITED  
NO ADDITIONAL SECURITY INFORMATION IS REQUIRED

**OTHERWISE**  
If the information has not been supplied to your advisor at the time of the trade, please contact your advisor immediately your:-

SRN - Security Reference Number (If the holding is not CHESS sponsored)

**PAYMENT INSTRUCTION**  
If this Information has not been supplied or you wish to make a change, please contact your advisor by telephone immediately.

Handwritten calculations and notes:  
8000 - 23  
4825 - 10  
6939 - 55  
-----  
19,764 - 88  
-----  
Bank deposit.  
28/5/20







7-50

This trade was executed by Shaw and Partners Limited (ABN 24 003 221 583), a participant of ASX Limited, Chi-X Australia Pty Limited and holder of AFSL 236048 and cleared by Pershing Securities Australia Pty Limited (ABN 60 136 184 962) holder of AFSL 338264.

**THIS CONFIRMATION IS A TAX INVOICE** This confirmation is issued subject to the directions, decisions and requirements of the ASX, Chi-X, the ASIC Market Integrity Rules, the ASX Operating Rules, the Chi-X Operating Rules, the ASX Clear Operating Rules, Chi-X and where relevant the ASX Settlement Operating Rules; the customs and usages of ASX and Chi-X; and the correction of errors and omissions.

MR ROGER HADFIELD PEATE & MRS  
NATALIE FLORENCE PEATE  
PEATE SUPER FUND A/C  
70 GARDENIA STREET  
BLACKBURN VIC 3130

Shaw and Partners Limited has sold for you  
COMPANY: DOWNER EDI LIMITED  
CURRENCY: ORDINARY FULLY PAID

Market	ASX
Market Code:	DOW
ISIN	AU000000DOW2

Account No. S1096152  
Advisor M CRYER  
Confirmation No. 91181959  
Confirmation Date 26/05/2020  
Trade Date 26/05/2020

Last of Order  
CHESS Sponsored

ASX SETTLEMENT DATE 28/05/2020

QUANTITY	PRICE	CONSIDERATION
1,130	4.2700	4,825.10
TOTAL	AVERAGE	TOTAL
1,130	4.2700	\$4,825.10
All brokerage and fees have been charged by Shaw and Partners Limited		
Brokerage		\$0.00
GST		\$0.00
NET PROCEEDS		\$4,825.10

## Settlement Instructions

**IF THIS HOLDING IS CHESS SPONSORED BY SHAW AND PARTNERS LIMITED,  
NO ADDITIONAL SECURITY INFORMATION IS REQUIRED**

**OTHERWISE**

If the information has not been supplied to your advisor at the time of placing your order, please supply immediately your:-

SRN - Security Reference Number (If the holding is not CHESS sponsored by SHAW AND PARTNERS LIMITED)

**PAYMENT INSTRUCTION**

If this Information has not been supplied or you wish to make a change to your standing instructions, kindly contact your advisor by telephone immediately.



# Off Market Transfer Form

PLEASE COMPLETE THIS FORM USING BLOCK LETTERS AND BLACK OR BLUE PEN

1.	Full Name of Stock/Security	<b>COLES GROUP LIMITED</b>		Code: <b>COL</b>
2.	Full Description of Security	Class: <b>ORDINARY FULLY PAID</b>		If not fully paid, paid to:
3.	Quantity	Words: <b>ONE THOUSAND, FOUR HUNDRED AND TWENTY</b>	Figures: <b>1420</b>	
4.	Full Name(s) of Seller(s) / (Transferor/s)	First Name(s): <b>MR ROGER HADFIELD + MRS NATALIE FLORENCE</b>		
		Last Name(s) / Company: <b>PEATE</b>		
		A/C designation: <b>&lt;PEATE SUPER FUND A/C&gt;</b>	A/c no.: <b>S1096152</b>	
5.	Full Address of Seller(s)	<b>70 GARDENIA STREET BLACKBURN, VIC, 3130, AUS</b>		
6.	SRN or HIN	<b>X0086563037</b>	7.	Broker PID or Name: <b>2981</b>
8.	Contact Details (Seller)	Work Phone:	Mobile:	
		Email: <i>peate@sme.com.au</i>		
9.	Date of Purchase		10.	Consideration AUD\$ <b>21,726</b>
11.	Full Name(s) of Buyer(s) / (Transferees)	First Name(s): <b>MR ROGER HADFIELD + MRS NATALIE FLORENCE</b>		
		Last Name(s) / Company: <b>PEATE</b>		
		A/C Designation:	A/C No.: <b>S1078778</b>	
12.	Full Address of Buyer(s)	<b>70 GARDENIA STREET BLACKBURN, VIC, 3130, AUS</b>		
13.	SRN or HIN	<b>X0086563401</b>	14.	Broker PID or Name: <b>2981</b>
15.	Contact Details (Buyer)	Work phone:	Mobile:	
		Email: <i>peate@sme.com.au</i>		

I/We the Registered Holder/s and undersigned seller/s for the above consideration do hereby transfer to the above names/s hereinafter called the Buyer/s securities as specified above standing in my/our name/s in the books of the above named company, subject to the several conditions on which I/We held the same at the time of signing hereof and I/We the Buyers do hereby agree to accept the said securities subject to the same conditions. I/We have not received any notice of Power of Attorney by death of the grantor or otherwise, under which this transfer is signed.

16.	Sign here	<i>[Signature]</i>	<i>[Signature]</i>
	Print Name	<b>MR ROGER HADFIELD</b>	<b>MRS NATALIE FLORENCE</b>
	Please tick	<input checked="" type="checkbox"/> Individual <input type="checkbox"/> Executor <input type="checkbox"/> Sole Director <input type="checkbox"/> Secretary <input type="checkbox"/> Director	<input checked="" type="checkbox"/> Individual <input type="checkbox"/> Executor <input type="checkbox"/> Sole Director <input type="checkbox"/> Secretary <input type="checkbox"/> Director
	Date Signed	<i>27/5/2020</i>	<i>27/5/2020</i>
17.	Sign here	<i>[Signature]</i>	<i>[Signature]</i>
	Print Name	<b>MR ROGER HADFIELD</b>	<b>MRS NATALIE FLORENCE</b>
	Please tick	<input checked="" type="checkbox"/> Individual <input type="checkbox"/> Executor <input type="checkbox"/> Sole Director <input type="checkbox"/> Secretary <input type="checkbox"/> Director	<input checked="" type="checkbox"/> Individual <input type="checkbox"/> Executor <input type="checkbox"/> Sole Director <input type="checkbox"/> Secretary <input type="checkbox"/> Director
	Date Signed	<i>27/5/2020</i>	<i>27/5/2020</i>

*Electronic transfer of Rumena to Super Fund, 23/6/20*



## Transactions

### COLES GROUP LIMITED

#### Recent Transactions

**Mr Roger Hadfield Peate + Mrs Natalie Florence Peate X\*\*\*\*\*3037**

FULLY PAID ORDINARY SHARES

Date	Transaction	Movement	Running balance
9/06/2020	CHESS DAILY MOVEMENT DOWN	-1420	0
3/03/2020	CHESS DAILY MOVEMENT UP	+2	1420
2/03/2020	CHESS DAILY MOVEMENT UP	+668	1418
17/09/2019	ISSUER SP TO CHESS CONVERSION	+750	750



# Off Market Transfer Form

PLEASE COMPLETE THIS FORM USING BLOCK LETTERS AND BLACK OR BLUE PEN

1.	Full Name of Stock/Security	<b>WESFARMERS LIMITED</b>	Code: <b>WES</b>
2.	Full Description of Security	Class: <b>ORDINARY FULLY PAID</b>	If not fully paid, paid to:
3.	Quantity	Words: <b>SEVEN HUNDRED AND FIFTY</b>	Figures: <b>750</b>
4.	Full Name(s) of Seller(s) / (Transferor/s)	First Name(s): <b>MR ROGER HADFIELD + MRS NATALIE FLORENCE</b>	
		Last Name(s) / Company: <b>PEATE</b>	
		A/C designation: <b>&lt;PEATE SUPER FUND A/C&gt;</b>	A/c no.: <b>S1096152</b>
5.	Full Address of Seller(s)	<b>70 GARDENIA STREET BLACKBURN, VIC, 3130, AUS</b>	
6.	SRN or HIN	<b>X0086563037</b>	7. Broker PID or Name: <b>2981</b>
8.	Contact Details (Seller)	Work Phone:	Mobile:
		Email: <i>peate@sme.com.au</i>	
9.	Date of Purchase	10.	Consideration AUD\$ <b>30,540</b>
11.	Full Name(s) of Buyer(s) / (Transferees)	First Name(s): <b>MR ROGER HADFIELD + MRS NATALIE FLORENCE</b>	
		Last Name(s) / Company: <b>PEATE</b>	
		A/C Designation:	A/C No.: <b>S1078778</b>
12.	Full Address of Buyer(s)	<b>70 GARDENIA STREET BLACKBURN, VIC, 3130, AUS</b>	
13.	SRN or HIN	<b>X0086563401</b>	14. Broker PID or Name: <b>2981</b>
15.	Contact Details (Buyer)	Work phone:	Mobile:
		Email: <i>peate@sme.com.au</i>	

I/We the Registered Holder/s and undersigned seller/s for the above consideration do hereby transfer to the above names/s hereinafter called the Buyer/s securities as specified above standing in my/our name/s in the books of the above named company, subject to the several conditions on which I/We held the same at the time of signing hereof and I/We the Buyers do hereby agree to accept the said securities subject to the same conditions. I/We have not received any notice of Power of Attorney by death of the grantor or otherwise, under which this transfer is signed.

16.	Seller(s) / Transferor(s) Sign here	<i>[Signature]</i>	<i>[Signature]</i>
	Print Name	<b>MR ROGER HADFIELD</b>	<b>MRS NATALIE FLORENCE</b>
	Please tick	<input checked="" type="checkbox"/> Individual <input type="checkbox"/> Executor <input type="checkbox"/> Sole Director <input type="checkbox"/> Secretary <input type="checkbox"/> Director	<input checked="" type="checkbox"/> Individual <input type="checkbox"/> Executor <input type="checkbox"/> Sole Director <input type="checkbox"/> Secretary <input type="checkbox"/> Director
	Date Signed	<i>27/5/2020</i>	<i>27/5/2020</i>
17.	Buyer(s) / Transferee(s) Sign here	<i>[Signature]</i>	<i>[Signature]</i>
	Print Name	<b>MR ROGER HADFIELD</b>	<b>MRS NATALIE FLORENCE</b>
	Please tick	<input checked="" type="checkbox"/> Individual <input type="checkbox"/> Executor <input type="checkbox"/> Sole Director <input type="checkbox"/> Secretary <input type="checkbox"/> Director	<input checked="" type="checkbox"/> Individual <input type="checkbox"/> Executor <input type="checkbox"/> Sole Director <input type="checkbox"/> Secretary <input type="checkbox"/> Director
	Date Signed	<i>27/5/2020</i>	<i>27/5/2020</i>

*Electronic Tgn. of Nominal certificate to Super M after 23/6/20*





## Transactions

### WESFARMERS LIMITED

#### Recent Transactions

#### Mr Roger Hadfield Peate + Mrs Natalie Florence Peate I\*\*\*\*\*0168

ORDINARY FULLY PAID SHARES

Date	Transaction	Movement	Running balance
17/09/2019	ISSUER SP TO CHESS CONVERSION	-750	0
18/04/2016	CHESS TO ISSUER SP TRANSFER	+1	750
15/04/2016	CHESS TO ISSUER SP TRANSFER	+749	749



# Off Market Transfer Form

PLEASE COMPLETE THIS FORM USING BLOCK LETTERS AND BLACK OR BLUE PEN

1.	Full Name of Stock/Security	<b>COLES GROUP LIMITED</b>		Code: <b>COL</b>
2.	Full Description of Security	Class: <b>ORDINARY FULLY PAID</b>		If not fully paid, paid to:
3.	Quantity	Words: <b>ONE THOUSAND, FOUR HUNDRED AND TWENTY</b>	Figures: <b>1420</b>	
4.	Full Name(s) of Seller(s) / (Transferor/s)	First Name(s): <b>MR ROGER HADFIELD + MRS NATALIE FLORENCE</b>		
		Last Name(s) / Company: <b>PEATE</b>		
		A/C designation: <b>&lt;PEATE SUPER FUND A/C&gt;</b>	A/c no.: <b>S1096152</b>	
5.	Full Address of Seller(s)	<b>70 GARDENIA STREET BLACKBURN, VIC, 3130, AUS</b>		
6.	SRN or HIN	<b>X0086563037</b>	7.	Broker PID or Name: <b>2981</b>
8.	Contact Details (Seller)	Work Phone:	Mobile:	
		Email: <i>peate@sme.com.au</i>		
9.	Date of Purchase	10.	Consideration AUD\$ <i>21,726</i>	
11.	Full Name(s) of Buyer(s) / (Transferees)	First Name(s): <b>MR ROGER HADFIELD + MRS NATALIE FLORENCE</b>		
		Last Name(s) / Company: <b>PEATE</b>		
		A/C Designation:	A/C No.: <b>S1078778</b>	
12.	Full Address of Buyer(s)	<b>70 GARDENIA STREET BLACKBURN, VIC, 3130, AUS</b>		
13.	SRN or HIN	<b>X0086563401</b>	14.	Broker PID or Name: <b>2981</b>
15.	Contact Details (Buyer)	Work phone:	Mobile:	
		Email: <i>peate@sme.com.au</i>		

I/We the Registered Holder/s and undersigned seller/s for the above consideration do hereby transfer to the above names/s hereinafter called the Buyer/s securities as specified above standing in my/our name/s in the books of the above named company, subject to the several conditions on which I/We held the same at the time of signing hereof and I/We the Buyers do hereby agree to accept the said securities subject to the same conditions. I/We have not received any notice of Power of Attorney by death of the grantor or otherwise, under which this transfer is signed.

16.	Seller(s) / Transferor(s) Sign here	<i>[Signature]</i>					<i>N F Peate</i>				
	Print Name	<b>MR ROGER HADFIELD</b>					<b>MRS NATALIE FLORENCE</b>				
	Please tick	<input checked="" type="checkbox"/>	<input type="checkbox"/>	<input type="checkbox"/>	<input type="checkbox"/>	<input type="checkbox"/>	<input checked="" type="checkbox"/>	<input type="checkbox"/>	<input type="checkbox"/>	<input type="checkbox"/>	<input type="checkbox"/>
	Date Signed	<i>27/5/2020</i>					<i>27/5/2020</i>				
17.	Buyer(s) / Transferees Sign here	<i>[Signature]</i>					<i>N F Peate</i>				
	Print Name	<b>MR ROGER HADFIELD</b>					<b>MRS NATALIE FLORENCE</b>				
	Please tick	<input checked="" type="checkbox"/>	<input type="checkbox"/>	<input type="checkbox"/>	<input type="checkbox"/>	<input type="checkbox"/>	<input checked="" type="checkbox"/>	<input type="checkbox"/>	<input type="checkbox"/>	<input type="checkbox"/>	<input type="checkbox"/>
	Date Signed	<i>27/5/20</i>					<i>27/5/2020</i>				

*Electronic transfer of Rumana to Superfund, 23/6/20*



## Transactions


### COLES GROUP LIMITED

#### Recent Transactions

**Mr Roger Hadfield Peate + Mrs Natalie Florence Peate X\*\*\*\*\*3037**

FULLY PAID ORDINARY SHARES

Date	Transaction	Movement	Running balance
9/06/2020	CHESS DAILY MOVEMENT DOWN	-1420	0
3/03/2020	CHESS DAILY MOVEMENT UP	+2	1420
2/03/2020	CHESS DAILY MOVEMENT UP	+668	1418
17/09/2019	ISSUER SP TO CHESS CONVERSION	+750	750



3 September 2020

The Trustees of PEATE SUPER FUND  
70 GARDENIA STREET  
BLACKBURN VIC 3130

### Shaw Managed Accounts

Portfolio name: **Roger Hadfield Peate & Natalie Florence Peate**

Portfolio ID: SMA00351262

## Tax statement for the financial year to 30 June 2020

Dear The Trustees of PEATE SUPER FUND,

We are pleased to provide your tax statement for your investments held in the Shaw Managed Accounts account.

This statement contains the following for the period 1 July 2019 to 30 June 2020:

- » Summary of your reportable tax position
- » Income transactions
- » Disposals of CGT assets
- » Expenses

Further information on how to use this statement to complete your 2019-2020 tax return is provided in our [Tax Guide](#). This guide provides general information only and is not intended to represent specific taxation or financial advice.

Yours sincerely,



**Earl Evans**  
**Co-Chief Executive Officer**  
Shaw and Partners

If you have any questions about this tax statement, please speak to your financial adviser.

#### Your financial adviser details

Matthew Cryer  
mcryer@shawandpartners.com.au  
9268 1115  
0412 255 727

# SMA00351262: Roger Hadfield Peate & Natalie Florence Peate Tax summary

01 Jul 2019 to 30 Jun 2020

Assessable income		Deductions	
<b>Australian income</b>		<b>Investment expenses</b>	
Interest	135.97	Advice fees	-911.03
Interest exempt from NRWT	-	Portfolio management fees	-863.60
<b>Total interest</b>	<b>135.97</b>	Losses on disposal of traditional securities <sup>(b)</sup>	<b>-1,774.63</b>
Dividends	1,004.99		
Unfranked	777.07	<b>Total deductions</b>	<b>-1,988.68</b>
<b>Total unfranked</b>	<b>1,782.06</b>		
Franked	7,361.09		
Franking credits	3,117.62		
<b>Total dividends</b>	<b>12,260.77</b>		
Trust income	-		
Franked distributions	-		
Franking credits	-		
<b>Gross franked distributions</b>	-		
Other trust income <sup>(a)</sup>	-		
<b>Total trust income</b>	<b>12,396.74</b>		
		<b>Tax offsets, credits and NCMi</b>	
<b>Total Australian income</b>		Dividends	3,154.76
		Franking credits	-37.14
<b>Foreign income</b>		Less franking credits denied	<b>3,117.62</b>
Other	-		
Other foreign source income	-	<b>Total franking credits</b>	<b>3,117.62</b>
<b>Total foreign income</b>			
<b>Net capital gain <sup>(b)</sup></b>	<b>-</b>		
<b>Total assessable income</b>	<b>12,396.74</b>		

(a) Share of net income from trusts (excluding gross franked distributions, foreign income, capital gains, and non-assessable amounts). For more details, refer to the 'Trust income' section of the **Income transactions** report.

(b) For more details, refer to the 'Summary of CGT gains/losses' section of the **Realised CGT** report.



**SMA00351262: Roger Hadfield Peate & Natalie Florence Peate**  
**Taxation income**

01 Jul 2019 to 30 Jun 2020

**Income transactions <sup>(a)</sup>**

Asset	Tax date	Interest	Unfranked	Franked	Franking credits entitlement	Other Aust	Gross foreign	Trust cap gains	Non-assess	Gross franking credits excl	Aust Foreign taxes	Foreign taxes withheld	Cash	DRP	To be received
		\$	\$	\$	\$	\$	\$	\$	\$	\$	\$	\$	\$	\$	\$
<b>Dividends</b>															
AUSTRALIA AND NEW ZEALAND BANKING GROUP LIMITED CAP NOTE 6-BBSW+3.40% PERP NON-CUM RED T-09-21															
ANZPD	02/03/2020	-	34.82	81.23	34.81	-	-	-	-	116.05	-	-	116.05	-	-
<b>ANZPD totals</b>		-	34.82	81.23	34.81	-	-	-	-	116.05	-	-	116.05	-	-
AUSTRALIA AND NEW ZEALAND BANKING GROUP LIMITED CAP NOTE 3-BBSW+4.70% PERP NON-CUM RED T-03-24															
ANZPG	20/09/2019	-	-	185.66	79.57	-	-	-	-	185.66	-	-	185.66	-	-
	20/12/2019	-	57.22	133.55	57.23	-	-	-	-	190.77	-	-	190.77	-	-
	20/03/2020	-	57.17	133.41	57.17	-	-	-	-	190.58	-	-	190.58	-	-
<b>ANZPG totals</b>		-	114.39	452.62	193.97	-	-	-	-	567.01	-	-	567.01	-	-
AUSTRALIA AND NEW ZEALAND BANKING GROUP LIMITED CAP NOTE 3-BBSW+3.80% PERP NON-CUM RED T-03-25															
ANZPH	20/12/2019	-	10.86	25.35	10.86	-	-	-	-	36.21	-	-	36.21	-	-
	20/03/2020	-	15.46	36.07	15.46	-	-	-	-	51.53	-	-	51.53	-	-
<b>ANZPH totals</b>		-	26.32	61.42	26.32	-	-	-	-	87.74	-	-	87.74	-	-
COMMONWEALTH BANK OF AUSTRALIA. CAP NOTE 3-BBSW+2.80% PERP NON-CUM RED T-12-22															
CBAPD	16/09/2019	-	-	163.51	70.08	-	-	-	-	163.51	-	-	163.51	-	-
	16/12/2019	-	-	151.26	64.83	-	-	-	-	151.26	-	-	151.26	-	-
	16/03/2020	-	-	145.75	62.46	-	-	-	-	145.75	-	-	145.75	-	-
<b>CBAPD totals</b>		-	-	460.52	197.37	-	-	-	-	460.52	-	-	460.52	-	-
COMMONWEALTH BANK OF AUSTRALIA. CAP NOTE 3-BBSW+5.20% PERP NON-CUM RED T-10-21															
CBAPE	16/09/2019	-	-	151.39	64.88	-	-	-	-	151.39	-	-	151.39	-	-
	16/12/2019	-	-	143.63	61.56	-	-	-	-	143.63	-	-	143.63	-	-
	16/03/2020	-	-	140.41	60.18	-	-	-	-	140.41	-	-	140.41	-	-
<b>CBAPE totals</b>		-	-	435.43	186.62	-	-	-	-	435.43	-	-	435.43	-	-
COMMONWEALTH BANK OF AUSTRALIA. CAP NOTE 3-BBSW+3.90% PERP NON-CUM RED T-03-22															
CBAPF	16/09/2019	-	-	99.10	42.47	-	-	-	-	99.10	-	-	99.10	-	-
	16/12/2019	-	-	93.02	39.87	-	-	-	-	93.02	-	-	93.02	-	-
	16/03/2020	-	-	105.44	45.19	-	-	-	-	105.44	-	-	105.44	-	-

7-59

**SMA00351262: Roger Hadfield Peate & Natalie Florence Peate**  
**Taxation income**  
 01 Jul 2019 to 30 Jun 2020

7-60

**Income transactions <sup>(a)</sup> continued**

Asset	Tax date	Interest	Unfranked	Franked	Franking credits entitlement	Other Aust	Gross foreign	Trust cap gains	Non-assess	Gross franking credits	Aust Foreign taxes	Foreign taxes withheld	Cash	DRP	To be received
		\$	\$	\$	\$	\$	\$	\$	\$	\$	\$	\$	\$	\$	\$
<b>Dividends</b>															
<b>CBAPF totals</b>		-	-	297.56	127.53	-	-	-	-	297.56	-	-	297.56	-	-
COMMONWEALTH BANK OF AUSTRALIA. CAP NOTE 3-BBSW+3.40% PERP NON-CUM RED T-04-25															
CBAPG	16/09/2019	-	-	71.32	30.57	-	-	-	-	71.32	-	-	71.32	-	-
	16/12/2019	-	-	66.56	28.53	-	-	-	-	66.56	-	-	66.56	-	-
	16/03/2020	-	-	77.96	33.41	-	-	-	-	77.96	-	-	77.96	-	-
<b>CBAPG totals</b>		-	-	215.84	92.51	-	-	-	-	215.84	-	-	215.84	-	-
COMMONWEALTH BANK OF AUSTRALIA. CAP NOTE 3-BBSW+3.70% PERP NON-CUM RED T-04-24															
CBAPH	16/09/2019	-	-	145.58	62.39	-	-	-	-	145.58	-	-	145.58	-	-
	16/12/2019	-	-	136.36	58.44	-	-	-	-	136.36	-	-	136.36	-	-
	16/03/2020	-	-	132.31	56.70	-	-	-	-	132.31	-	-	132.31	-	-
<b>CBAPH totals</b>		-	-	414.25	177.53	-	-	-	-	414.25	-	-	414.25	-	-
COMMONWEALTH BANK OF AUSTRALIA. CAP NOTE 3-BBSW+3.00% PERP NON-CUM RED T-04-27															
CBAPI	16/03/2020	-	-	98.31	42.13	-	-	-	-	98.31	-	-	98.31	-	-
<b>CBAPI totals</b>		-	-	98.31	42.13	-	-	-	-	98.31	-	-	98.31	-	-
MACQUARIE BANK LIMITED CAP NOTE 6-BBSW+3.30% PERP NON-CUM RED T-03-23															
MBLPA	24/09/2019	-	136.24	111.47	47.77	-	-	-	-	247.71	-	-	247.71	-	-
	24/03/2020	-	133.76	89.18	38.22	-	-	-	-	222.94	-	-	222.94	-	-
<b>MBLPA totals</b>		-	270.00	200.65	85.99	-	-	-	-	470.65	-	-	470.65	-	-
MACQUARIE GROUP LIMITED CAP NOTE 6-BBSW+5.15% PERP NON-CUM RED T-03-21															
MQGPB	17/09/2019	-	148.60	121.59	52.11	-	-	-	-	270.19	-	-	270.19	-	-
	17/03/2020	-	158.98	105.98	45.42	-	-	-	-	264.96	-	-	264.96	-	-
<b>MQGPB totals</b>		-	307.58	227.57	97.53	-	-	-	-	535.15	-	-	535.15	-	-
MACQUARIE GROUP LIMITED CAP NOTE 3-BBSW+4.00% PERP NON-CUM RED T-12-24															
MQGPC	16/09/2019	-	107.84	88.24	37.82	-	-	-	-	196.08	-	-	196.08	-	-
	16/12/2019	-	113.81	75.86	32.51	-	-	-	-	189.67	-	-	189.67	-	-

**SMA00351262: Roger Hadfield Peate & Natalie Florence Peate**  
**Taxation income**

01 Jul 2019 to 30 Jun 2020

**Income transactions <sup>(a)</sup> continued**

Asset	Tax date	Interest	Unfranked	Franked	Franking credits entitlement	Other Aust	Gross foreign	Trust cap gains	Non-assess	Gross franking credits excl	Aust Foreign taxes	Foreign taxes withheld	Cash	DRP	To be received
		\$	\$	\$	\$	\$	\$	\$	\$	\$	\$	\$	\$	\$	\$
<b>Dividends</b>															
<b>MQGPC totals</b>	16/03/2020	-	110.64	73.76	31.61	-	-	-	-	184.40	-	-	184.40	-	-
		-	332.29	237.86	101.94	-	-	-	-	570.15	-	-	570.15	-	-
MACQUARIE GROUP LIMITED CAP NOTE 3-BBSW+4.15% PERP NON-CUM RED T-09-26															
MQGPD	10/09/2019	-	28.53	23.35	10.01	-	-	-	-	51.88	-	-	51.88	-	-
	10/12/2019	-	29.66	19.78	8.48	-	-	-	-	49.44	-	-	49.44	-	-
	10/03/2020	-	33.46	22.30	9.56	-	-	-	-	55.76	-	-	55.76	-	-
<b>MQGPD totals</b>		-	91.65	65.43	28.05	-	-	-	-	157.08	-	-	157.08	-	-
NATIONAL AUSTRALIA BANK LIMITED HYBRID 3-BBSW+1.25% PERP SUB EXCH NON-CUM STAP															
NABHA	15/08/2019	-	154.34	-	-	-	-	-	-	154.34	-	-	154.34	-	-
	15/11/2019	-	117.29	-	-	-	-	-	-	117.29	-	-	117.29	-	-
	17/02/2020	-	114.59	-	-	-	-	-	-	114.59	-	-	114.59	-	-
<b>NABHA totals</b>		-	386.22	-	-	-	-	-	-	386.22	-	-	386.22	-	-
NATIONAL AUSTRALIA BANK LIMITED CNV PREF 3-BBSW+3.25% PERP NON-CUM RED T-12-20															
NABPB	17/09/2019	-	-	184.67	79.14	-	-	-	-	184.67	-	-	184.67	-	-
	17/12/2019	-	-	172.04	73.73	-	-	-	-	172.04	-	-	172.04	-	-
	17/03/2020	-	-	166.59	71.40	-	-	-	-	166.59	-	-	166.59	-	-
<b>NABPB totals</b>		-	-	523.30	224.27	-	-	-	-	523.30	-	-	523.30	-	-
NATIONAL AUSTRALIA BANK LIMITED CAP NOTE 3-BBSW+3.50% PERP NON-CUM RED T-03-20															
NABPC	23/09/2019	-	-	204.40	75.34 <sup>(c)</sup>	-	-	-	-	204.40	-	-	204.40	-	-
	23/12/2019	-	-	165.66	71.00	-	-	-	-	165.66	-	-	165.66	-	-
	23/03/2020	-	-	165.94	71.12	-	-	-	-	165.94	-	-	165.94	-	-
<b>NABPC totals</b>		-	-	536.00	217.46 <sup>(c)</sup>	-	-	-	-	536.00	-	-	536.00	-	-
NATIONAL AUSTRALIA BANK LIMITED CAP NOTE 3-BBSW+4.95% PERP NON-CUM RED T-07-22															
NABPD	08/07/2019	-	-	25.62	10.98	-	-	-	-	25.62	-	-	25.62	-	-
	08/10/2019	-	-	158.79	68.05	-	-	-	-	158.79	-	-	158.79	-	-
	07/01/2020	-	-	158.60	67.97	-	-	-	-	158.60	-	-	158.60	-	-

761

**SMA00351262: Roger Hadfield Peate & Natalie Florence Peate**  
**Taxation income**

01 Jul 2019 to 30 Jun 2020

7-62

**Income transactions <sup>(a)</sup> continued**

Asset	Tax date	Interest	Unfranked	Franked	Franking credits entitlement	Other Aust	Gross foreign	Trust cap gains	Non-assess	Gross franking credits excl	Aust Foreign taxes	Foreign Expenses taxes withheld	Cash	DRP	To be received
		\$	\$	\$	\$	\$	\$	\$	\$	\$	\$	\$	\$	\$	\$
<b>Dividends</b>															
<b>NABPD totals</b>	07/04/2020	-	-	160.67	68.86	-	-	-	-	160.67	-	-	160.67	-	-
<b>NABPF</b>	17/09/2019	-	-	503.68	215.86	-	-	-	-	503.68	-	-	503.68	-	-
	17/12/2019	-	-	158.05	67.74	-	-	-	-	158.05	-	-	158.05	-	-
	17/03/2020	-	-	148.53	63.66	-	-	-	-	148.53	-	-	148.53	-	-
<b>NABPF totals</b>		-	-	451.11	193.34	-	-	-	-	451.11	-	-	451.11	-	-
<b>WBCPE</b>	23/12/2019	-	-	32.56	13.95	-	-	-	-	32.56	-	-	32.56	-	-
	23/03/2020	-	-	32.59	13.97	-	-	-	-	32.59	-	-	32.59	-	-
<b>WBCPE totals</b>		-	-	65.15	27.92	-	-	-	-	65.15	-	-	65.15	-	-
<b>WBCPF</b>	23/09/2019	-	-	193.94	69.79(c)	-	-	-	-	193.94	-	-	193.94	-	-
	23/12/2019	-	-	152.69	65.44	-	-	-	-	152.69	-	-	152.69	-	-
	23/03/2020	-	-	152.90	65.53	-	-	-	-	152.90	-	-	152.90	-	-
<b>WBCPF totals</b>		-	-	499.53	200.76(c)	-	-	-	-	499.53	-	-	499.53	-	-
<b>WBPCG</b>	01/07/2019	-	-	37.64	16.13	-	-	-	-	37.64	-	-	37.64	-	-
	30/09/2019	-	-	232.85	88.24(c)	-	-	-	-	232.85	-	-	232.85	-	-
	30/12/2019	-	-	187.37	80.30	-	-	-	-	187.37	-	-	187.37	-	-
	30/03/2020	-	-	186.96	80.13	-	-	-	-	186.96	-	-	186.96	-	-
<b>WBPCG totals</b>		-	-	644.82	264.80(c)	-	-	-	-	644.82	-	-	644.82	-	-
<b>WBCPH</b>	23/09/2019	-	-	51.84	22.22	-	-	-	-	51.84	-	-	51.84	-	-
	23/12/2019	-	-	48.12	20.62	-	-	-	-	48.12	-	-	48.12	-	-
	23/03/2020	-	-	59.71	25.59	-	-	-	-	59.71	-	-	59.71	-	-

**SMA00351262: Roger Hadfield Peate & Natalie Florence Peate**  
**Taxation income**

01 Jul 2019 to 30 Jun 2020

**Income transactions <sup>(a)</sup> continued**

Asset	Tax date	Interest	Unfranked	Franked	Franking credits entitlement	Other Aust	Gross foreign	Trust cap gains	Non-assess	Gross franking credits excl	Aust Foreign taxes	Foreign taxes withheld	Cash	DRP	To be received
		\$	\$	\$	\$	\$	\$	\$	\$	\$	\$	\$	\$	\$	\$
<b>Dividends</b>															
<b>WBCPH totals</b>		-	-	159.67	68.43	-	-	-	-	159.67	-	-	159.67	-	-
WESTPAC BANKING CORPORATION CAP NOTE 3-BBSW+3.70% PERP NON-CUM RED T-07-26															
WBCPI	18/09/2019	-	-	186.44	79.90	-	-	-	-	186.44	-	-	186.44	-	-
	18/12/2019	-	-	173.70	74.44	-	-	-	-	173.70	-	-	173.70	-	-
	18/03/2020	-	-	170.61	73.12	-	-	-	-	170.61	-	-	170.61	-	-
<b>WBCPI totals</b>		-	-	530.75	227.46	-	-	-	-	530.75	-	-	530.75	-	-
<b>Totals</b>		-	1,563.27	7,162.70	3,032.60	-	-	-	-	8,725.97	-	-	8,725.97	-	-
<b>Interest</b>															
MAIN CASH ACCOUNT															
AUDCASH	01/07/2019	20.06	-	-	-	-	-	-	-	20.06	-	-	20.06	-	-
	01/08/2019	34.04	-	-	-	-	-	-	-	34.04	-	-	34.04	-	-
	02/09/2019	15.18	-	-	-	-	-	-	-	15.18	-	-	15.18	-	-
	01/10/2019	14.75	-	-	-	-	-	-	-	14.75	-	-	14.75	-	-
	01/11/2019	13.63	-	-	-	-	-	-	-	13.63	-	-	13.63	-	-
	02/12/2019	8.42	-	-	-	-	-	-	-	8.42	-	-	8.42	-	-
	01/01/2020	6.88	-	-	-	-	-	-	-	6.88	-	-	6.88	-	-
	03/02/2020	5.93	-	-	-	-	-	-	-	5.93	-	-	5.93	-	-
	02/03/2020	5.37	-	-	-	-	-	-	-	5.37	-	-	5.37	-	-
	01/04/2020	6.57	-	-	-	-	-	-	-	6.57	-	-	6.57	-	-
	24/04/2020	5.14	-	-	-	-	-	-	-	5.14	-	-	5.14	-	-
<b>AUDCASH totals</b>		135.97	-	-	-	-	-	-	-	135.97	-	-	135.97	-	-
IAG FINANCE (NEW ZEALAND) LIMITED CONVERT BOND 3-BBSW+4.00% PERP SUB NON-CUM EX RES															
IANG	16/09/2019	-	43.62	101.74	43.60	-	-	-	-	145.36	-	-	145.36	-	-
	16/12/2019	-	41.43	96.65	41.42	-	-	-	-	138.08	-	-	138.08	-	-
<b>IANG totals</b>		-	85.05	198.39	85.02	-	-	-	-	283.44	-	-	283.44	-	-

7-63

**SMA00351262: Roger Hadfield Peate & Natalie Florence Peate**  
**Taxation income**  
 01 Jul 2019 to 30 Jun 2020

**Income transactions<sup>(a)</sup> continued**

Asset	Tax date	Interest	Unfranked	Franked	Franking credits entitlement	Other Aust	Gross foreign	Trust cap gains	Non-assess	Gross excl franking credits	Aust Foreign taxes	Foreign taxes withheld	Cash	DRP	To be received
<b>Interest</b>															
MACQUARIE BANK LIMITED HYBRID 3-BBSW+1.70% PERP SUB NON-CUM STAP															
MBLHB	15/07/2019	-	7.63	-	-	-	-	-	-	7.63	-	-	7.63	-	-
	15/10/2019	-	44.94	-	-	-	-	-	-	44.94	-	-	44.94	-	-
	15/01/2020	-	40.49	-	-	-	-	-	-	40.49	-	-	40.49	-	-
	15/04/2020	-	40.68	-	-	-	-	-	-	40.68	-	-	40.68	-	-
<b>MBLHB totals</b>		-	133.74	-	-	-	-	-	-	133.74	-	-	133.74	-	-
<b>Totals</b>		135.97	218.79	198.39	85.02	-	-	-	-	553.15	-	-	553.15	-	-
<b>Income transaction totals</b>		135.97	1,782.06	7,361.09	3,117.62	-	-	-	-	9,279.12	-	-	9,279.12	-	-

(a) The income transactions disclosed in this report are recognised on a tax-derivation basis. For more details about each column, refer to the corresponding sub-section under the Income - additional information section.  
 (c) The franking credits amount has been reduced by an amount denied according to the holding period rule for franking credits. For more information see the additional information section.

**Non-CGT gains/losses**

Asset	Purchase date	Sale date	Gain	Loss	Face value or units	Purchase		Sale/On maturity	
						Consideration	Principal	Amount	Principal
<b>Traditional securities</b>									
<b>Australian</b>									
IAG FINANCE (NEW ZEALAND) LIMITED CONVERT BOND 3-BBSW+4.00% PERP SUB NON-CUM EX RES									
IAAG	04/04/2019	05/12/2019	-	-33.57	21	2,133.57	2,133.57	2,100.00	2,100.00
	28/06/2019	05/12/2019	-	-46.57	30	3,046.57	3,046.57	3,000.00	3,000.00
	01/07/2019	05/12/2019	-	-44.02	31	3,144.02	3,144.02	3,100.00	3,100.00
	02/07/2019	05/12/2019	-	-46.07	30	3,046.07	3,046.07	3,000.00	3,000.00

7-64

**SMA00351262: Roger Hadfield Peate & Natalie Florence Peate**  
**Taxation income**

01 Jul 2019 to 30 Jun 2020

**Non-CGT gains/losses continued**

Traditional securities	Purchase		Face value or units	Loss	Gain	Sale/On maturity		Accrued interest	Principal	Amount	Principal	Accrued interest
	Purchase date	Consideration				Consideration	Principal					
Asset	Purchase date	Sale date										
	03/07/2019	05/12/2019	31	\$ -43.82	\$ -	3,143.82	\$ -	\$ -	\$ 3,100.00	\$ 3,100.00	\$ 3,100.00	\$ -
IANG totals			143	-214.05	-	14,514.05	-	-	14,300.00	14,300.00	14,300.00	-
<b>Australian totals</b>				<b>-214.05</b>	<b>-</b>	<b>14,514.05</b>	<b>-</b>	<b>-</b>	<b>14,300.00</b>	<b>14,300.00</b>	<b>14,300.00</b>	<b>-</b>
Foreign												
Foreign totals												
<b>Traditional securities totals</b>				<b>-214.05</b>	<b>-</b>	<b>14,514.05</b>	<b>-</b>	<b>-</b>	<b>14,300.00</b>	<b>14,300.00</b>	<b>14,300.00</b>	<b>-</b>
<b>Total non-CGT gain/loss</b>				<b>-214.05</b>	<b>-</b>							

**Income transactions - additional information**

**Interest**

Asset	Tax date	Interest <sup>(a)</sup>	Interest exempt from NRWT <sup>(b)</sup>	Interest total
MAIN CASH ACCOUNT				
AUDCASH				
	01/07/2019	20.06	-	20.06
	01/08/2019	34.04	-	34.04
	02/09/2019	15.18	-	15.18
	01/10/2019	14.75	-	14.75
	01/11/2019	13.63	-	13.63
	02/12/2019	8.42	-	8.42
	01/01/2020	6.88	-	6.88
	03/02/2020	5.93	-	5.93
	02/03/2020	5.37	-	5.37
	01/04/2020	6.57	-	6.57

7-65

**SMA00351262: Roger Hadfield Peate & Natalie Florence Peate**  
**Taxation income**

01 Jul 2019 to 30 Jun 2020

**Income transactions - additional information continued**

Asset	Tax date	Interest(a) \$	Interest exempt from NRWT(b) \$	Interest total \$
	24/04/2020	5.14	-	5.14
<b>AUDCASH totals</b>		<b>135.97</b>	<b>-</b>	<b>135.97</b>
<b>Totals</b>		<b>135.97</b>	<b>-</b>	<b>135.97</b>

(a) The amount of interest that is subject to non-resident withholding tax (NRWT).

(b) The amount of interest that is not subject to non-resident withholding tax (NRWT).

**Denied franking credits**

Asset	Tax date	Franking credits entitlement \$	Franking credits denied \$	Franking credits total \$
<b>Dividends</b>				
NATIONAL AUSTRALIA BANK LIMITED CAP NOTE 3-BBSW+3.50% PERP NON-CUM RED T-03-20	23/09/2019	75.34	12.26	87.60
WESTPAC BANKING CORPORATION CAP NOTE 3-BBSW+4.00% PERP NON- CUM RED T-03-21	23/09/2019	69.79	13.33	83.12
WESTPAC BANKING CORPORATION CAP NOTE 3-BBSW+4.90% PERP NON- CUM RED T-12-21	30/09/2019	88.24	11.55	99.79
<b>Dividends total</b>		<b>37.14</b>	<b>37.14</b>	

**Trust income**

<b>Trust income total</b>		<b>-</b>	<b>37.14</b>	
<b>Totals</b>		<b>37.14</b>		



**SMA00351262: Roger Hadfield Peate & Natalie Florence Peate**  
**Taxation income**

01 Jul 2019 to 30 Jun 2020

**Income transactions - additional information continued**

Unfranked amounts - Unfranked CFI income component

	Tax date	Total Unfranked	Unfranked Non CFI	Unfranked CFI
		\$	\$	\$
<b>MBLPA</b>	24/09/2019	136.24	-	136.24
	24/03/2020	133.76	-	133.76
<b>MBLPA totals</b>		270.00	-	270.00
<b>MQGPB</b>	17/09/2019	148.60	-	148.60
	17/03/2020	158.98	-	158.98
<b>MQGPB totals</b>		307.58	-	307.58
<b>MQGPC</b>	16/09/2019	107.84	-	107.84
<b>MQGPC totals</b>		107.84	-	107.84
<b>MQGPD</b>	10/09/2019	28.53	-	28.53
	10/12/2019	29.66	-	29.66
	10/03/2020	33.46	-	33.46
<b>MQGPD totals</b>		91.65	-	91.65
<b>Totals</b>		<b>777.07</b>	<b>-</b>	<b>777.07</b>

Capital Withholding tax

Asset	Transaction Date	Capital withholding tax
<b>Totals</b>		<b>-</b>

NCMI

There were no amounts recorded in this period.

**SMA00351262: Roger Hadfield Peate & Natalie Florence Peate**  
**Taxation income**

01 Jul 2019 to 30 Jun 2020

**Income summary <sup>(a)</sup>**

	Interest	Unfranked	Franked	Franking credits	Other Aust	Gross foreign	Trust cap gains	Non-assess	Gross franking credits	Aust Foreign taxes	Expenses taxes withheld	Cash	DRP	To be received
	\$	\$	\$	\$	\$	\$	\$	\$	\$	\$	\$	\$	\$	\$
<b>Income transactions</b>														
Dividends	-	1,563.27	7,162.70	3,032.60	-	-	-	-	8,725.97	-	-	8,725.97	-	-
Interest	135.97	218.79	198.39	85.02	-	-	-	-	553.15	-	-	553.15	-	-
<b>Totals</b>	<b>135.97</b>	<b>1,782.06</b>	<b>7,361.09</b>	<b>3,117.62</b>	<b>-</b>	<b>-</b>	<b>-</b>	<b>-</b>	<b>9,279.12</b>	<b>-</b>	<b>-</b>	<b>9,279.12</b>	<b>-</b>	<b>-</b>
<b>Non-CGT gains/losses</b>														
Traditional securities									-214.05					
<b>Totals</b>									<b>-214.05</b>					
<b>Totals for all income</b>	<b>135.97</b>	<b>1,782.06</b>	<b>7,361.09</b>	<b>3,117.62</b>	<b>-</b>	<b>-</b>	<b>-</b>	<b>-</b>	<b>9,065.07</b>	<b>-</b>	<b>-</b>	<b>9,279.12</b>	<b>-</b>	<b>-</b>

(a) The income disclosed in this report is recognised on a tax-derivation basis. For more details, refer to the corresponding section of the Income transactions report.

7-68

# SMA00351262: Roger Hadfield Peate & Natalie Florence Peate Realised CGT

01 Jul 2019 to 30 Jun 2020

## Disposals of CGT assets

Capital gain using the different calculation methods

Asset	Tax date	Purchase date	Sale date	Sale quantity	Actual cost	Adjusted cost (a)	Indexed cost	Sale proceeds	Gross gain	Discounted gain (b)	Indexed gain	Other gain	CGT gain (c)	CGT loss	CGT exempt gain/loss
					\$	\$	\$	\$	\$	\$	\$	\$	\$	\$	\$
AUSTRALIA AND NEW ZEALAND BANKING GROUP LIMITED CAP NOTE 6-BBSW+3.40% PERP NON-CUM RED T-09-21															
<b>ANZPD</b>	01/10/2019	01/10/2019	17/04/2020	2	206.02	206.02	NA	195.72	-	NA	NA	NA	NA	-10.30	NA
	02/10/2019	02/10/2019	17/04/2020	2	206.84	206.84	NA	195.72	-	NA	NA	NA	NA	-11.12	NA
	03/10/2019	03/10/2019	17/04/2020	9	927.70	927.70	NA	880.72	-	NA	NA	NA	NA	-46.98	NA
	04/10/2019	04/10/2019	17/04/2020	5	517.00	517.00	NA	489.29	-	NA	NA	NA	NA	-27.71	NA
	07/10/2019	07/10/2019	17/04/2020	5	518.05	518.05	NA	489.29	-	NA	NA	NA	NA	-28.76	NA
	08/10/2019	08/10/2019	17/04/2020	6	622.19	622.19	NA	587.15	-	NA	NA	NA	NA	-35.04	NA
	09/10/2019	09/10/2019	17/04/2020	4	413.77	413.77	NA	391.43	-	NA	NA	NA	NA	-22.34	NA
	01/10/2019	01/10/2019	22/04/2020	16	1,648.15	1,648.15	NA	1,567.76	-	NA	NA	NA	NA	-80.39	NA
	17/12/2019	17/12/2019	22/04/2020	20	2,059.14	2,059.14	NA	1,959.69	-	NA	NA	NA	NA	-99.45	NA
	26/03/2020	26/03/2020	22/04/2020	13	1,277.37	1,277.37	NA	1,273.80	-	NA	NA	NA	NA	-3.57	NA
	31/03/2020	31/03/2020	22/04/2020	12	1,181.70	1,181.70	NA	1,175.82	-	NA	NA	NA	NA	-5.88	NA
	03/04/2020	03/04/2020	22/04/2020	5	475.91	475.91	NA	489.92	14.01	NA	NA	14.01	14.01	NA	NA
	06/04/2020	06/04/2020	22/04/2020	3	285.05	285.05	NA	293.95	8.90	NA	NA	8.90	8.90	NA	NA
	07/04/2020	07/04/2020	22/04/2020	3	287.90	287.90	NA	293.95	6.05	NA	NA	6.05	6.05	NA	NA
	08/04/2020	08/04/2020	22/04/2020	6	577.54	577.54	NA	587.91	10.37	NA	NA	10.37	10.37	NA	NA
<b>ANZPD totals</b>				111	11,204.33	11,204.33	NA	10,872.12	39.33	NA	NA	39.33	39.33	-371.54	NA
AUSTRALIA AND NEW ZEALAND BANKING GROUP LIMITED CAP NOTE 6-BBSW+3.25% PERP NON-CUM RED T-03-22															
<b>ANZPE</b>	27/03/2020	27/03/2020	17/04/2020	9	871.06	871.06	NA	859.71	-	NA	NA	NA	NA	-11.35	NA
	27/03/2020	27/03/2020	22/04/2020	3	290.35	290.35	NA	290.95	0.60	NA	NA	0.60	0.60	NA	NA
	03/04/2020	03/04/2020	22/04/2020	5	478.89	478.89	NA	484.92	6.03	NA	NA	6.03	6.03	NA	NA
	06/04/2020	06/04/2020	22/04/2020	2	190.65	190.65	NA	193.97	3.32	NA	NA	3.32	3.32	NA	NA
	07/04/2020	07/04/2020	22/04/2020	10	957.87	957.87	NA	969.85	11.98	NA	NA	11.98	11.98	NA	NA
<b>ANZPE totals</b>				29	2,788.82	2,788.82	NA	2,799.40	21.93	NA	NA	21.93	21.93	-11.35	NA
AUSTRALIA AND NEW ZEALAND BANKING GROUP LIMITED CAP NOTE 6-BBSW+3.60% PERP NON-CUM RED T-03-23															
<b>ANZPF</b>	31/03/2020	31/03/2020	17/04/2020	7	676.60	676.60	NA	666.92	-	NA	NA	NA	NA	-9.68	NA
	26/03/2020	26/03/2020	22/04/2020	4	376.64	376.64	NA	384.54	7.90	NA	NA	7.90	7.90	NA	NA
	27/03/2020	27/03/2020	22/04/2020	4	384.30	384.30	NA	384.54	0.24	NA	NA	0.24	0.24	NA	NA
	31/03/2020	31/03/2020	22/04/2020	2	193.31	193.31	NA	192.27	-	NA	NA	NA	NA	-1.04	NA
	03/04/2020	03/04/2020	22/04/2020	2	189.36	189.36	NA	192.27	2.91	NA	NA	2.91	2.91	NA	NA
	06/04/2020	06/04/2020	22/04/2020	6	568.48	568.48	NA	576.80	8.32	NA	NA	8.32	8.32	NA	NA
<b>ANZPF totals</b>				25	2,388.69	2,388.69	NA	2,397.34	19.37	NA	NA	19.37	19.37	-10.72	NA
AUSTRALIA AND NEW ZEALAND BANKING GROUP LIMITED CAP NOTE 3-BBSW+4.70% PERP NON-CUM RED T-03-24															
<b>ANZPG</b>	02/07/2019	02/07/2019	17/04/2020	27	2,926.27	2,926.27	NA	2,656.28	-	NA	NA	NA	NA	-269.99	NA

# SMA00351262: Roger Hadfield Peate & Natalie Florence Peate Realised CGT

01 Jul 2019 to 30 Jun 2020

Capital gain using the different calculation methods

## Disposals of CGT assets continued

Asset	Tax date	Purchase date	Sale date	Sale quantity	Actual cost \$	Adjusted cost (a) \$	Indexed cost \$	Sale proceeds \$	Gross gain \$	Discounted gain (b) \$	Indexed gain \$	Other gain \$	CGT gain (c) \$	CGT loss \$	CGT exempt gain/loss \$
	03/07/2019	03/07/2019	17/04/2020	37	4,015.01	4,015.01	NA	3,640.08	-	NA	NA	NA	NA	-374.93	NA
	04/04/2019	04/04/2019	22/04/2020	26	2,728.28	2,728.28	NA	2,564.19	-	NA	NA	NA	NA	-164.09	NA
	28/06/2019	28/06/2019	22/04/2020	38	4,096.74	4,096.74	NA	3,747.67	-	NA	NA	NA	NA	-349.07	NA
	01/07/2019	01/07/2019	22/04/2020	38	4,100.90	4,100.90	NA	3,747.67	-	NA	NA	NA	NA	-353.23	NA
	02/07/2019	02/07/2019	22/04/2020	11	1,192.19	1,192.19	NA	1,084.85	-	NA	NA	NA	NA	-107.34	NA
	27/03/2020	27/03/2020	22/04/2020	11	1,086.24	1,086.24	NA	1,084.85	-	NA	NA	NA	NA	-1.39	NA
	31/03/2020	31/03/2020	22/04/2020	10	985.72	985.72	NA	986.23	0.51	NA	NA	0.51	0.51	NA	NA
	03/04/2020	03/04/2020	22/04/2020	5	477.03	477.03	NA	493.11	16.08	NA	NA	16.08	16.08	NA	NA
	06/04/2020	06/04/2020	22/04/2020	3	287.15	287.15	NA	295.87	8.72	NA	NA	8.72	8.72	NA	NA
	07/04/2020	07/04/2020	22/04/2020	4	383.81	383.81	NA	394.49	10.68	NA	NA	10.68	10.68	NA	NA
	08/04/2020	08/04/2020	22/04/2020	5	478.86	478.86	NA	493.11	14.25	NA	NA	14.25	14.25	NA	NA
ANZPG totals				215	22,758.20	22,758.20	NA	21,188.40	50.24	NA	NA	50.24	50.24	-1,620.04	NA
AUSTRALIA AND NEW ZEALAND BANKING GROUP LIMITED CAP NOTE 3-BBSW+3.80% PERP NON-CUM RED T-03-25															
ANZPH	02/10/2019	02/10/2019	17/04/2020	1	106.75	106.75	NA	95.69	-	NA	NA	NA	NA	-11.06	NA
	03/10/2019	03/10/2019	17/04/2020	5	530.95	530.95	NA	478.44	-	NA	NA	NA	NA	-52.51	NA
	04/10/2019	04/10/2019	17/04/2020	3	320.16	320.16	NA	287.06	-	NA	NA	NA	NA	-33.10	NA
	07/10/2019	07/10/2019	17/04/2020	2	214.38	214.38	NA	191.38	-	NA	NA	NA	NA	-23.00	NA
	09/10/2019	09/10/2019	17/04/2020	2	213.60	213.60	NA	191.38	-	NA	NA	NA	NA	-22.22	NA
	10/10/2019	10/10/2019	17/04/2020	1	107.08	107.08	NA	95.69	-	NA	NA	NA	NA	-11.39	NA
	11/10/2019	11/10/2019	17/04/2020	3	319.71	319.71	NA	287.06	-	NA	NA	NA	NA	-32.65	NA
	14/10/2019	14/10/2019	17/04/2020	3	319.68	319.68	NA	287.06	-	NA	NA	NA	NA	-32.62	NA
	18/10/2019	18/10/2019	17/04/2020	4	426.50	426.50	NA	382.75	-	NA	NA	NA	NA	-43.75	NA
	01/10/2019	01/10/2019	22/04/2020	2	211.31	211.31	NA	189.04	-	NA	NA	NA	NA	-22.27	NA
	03/10/2019	03/10/2019	22/04/2020	1	106.19	106.19	NA	94.52	-	NA	NA	NA	NA	-11.67	NA
	10/12/2019	10/12/2019	22/04/2020	13	1,367.92	1,367.92	NA	1,228.77	-	NA	NA	NA	NA	-139.15	NA
	17/12/2019	17/12/2019	22/04/2020	1	105.63	105.63	NA	94.52	-	NA	NA	NA	NA	-11.11	NA
	18/12/2019	18/12/2019	22/04/2020	2	211.49	211.49	NA	189.04	-	NA	NA	NA	NA	-22.45	NA
	19/12/2019	19/12/2019	22/04/2020	4	421.69	421.69	NA	378.08	-	NA	NA	NA	NA	-43.61	NA
	20/12/2019	20/12/2019	22/04/2020	10	1,058.49	1,058.49	NA	945.21	-	NA	NA	NA	NA	-113.28	NA
	26/03/2020	26/03/2020	22/04/2020	8	738.13	738.13	NA	756.17	18.04	NA	NA	18.04	18.04	NA	NA
	27/03/2020	27/03/2020	22/04/2020	6	571.54	571.54	NA	567.13	-	NA	NA	NA	NA	-4.41	NA
	31/03/2020	31/03/2020	22/04/2020	3	290.40	290.40	NA	283.56	-	NA	NA	NA	NA	-6.84	NA
	01/04/2020	01/04/2020	22/04/2020	7	679.09	679.09	NA	661.65	-	NA	NA	NA	NA	-17.44	NA
ANZPH totals				81	8,320.69	8,320.69	NA	7,684.20	18.04	NA	NA	18.04	18.04	-654.53	NA

7-70

# SMA00351262: Roger Hadfield Peate & Natalie Florence Peate Realised CGT

01 Jul 2019 to 30 Jun 2020

## Disposals of CGT assets continued

Capital gain using the different calculation methods

Asset	Tax date	Purchase date	Sale date	Sale quantity	Actual cost \$	Adjusted cost (a) \$	Indexed cost \$	Sale proceeds \$	Gross gain \$	Discounted gain (b) \$	Indexed gain \$	Other gain \$	CGT gain (c) \$	CGT loss \$	CGT exempt gain/loss \$
COMMONWEALTH BANK OF AUSTRALIA. CAP NOTE 3-BBSW+2.80% PERP NON-CUM RED T-12-22															
<b>CBAPD</b>															
	02/07/2019	02/07/2019	17/04/2020	20	2,014.93	2,014.93	NA	1,881.35	-	NA	NA	NA	NA	-133.58	NA
	03/07/2019	03/07/2019	17/04/2020	48	4,836.15	4,836.15	NA	4,515.25	-	NA	NA	NA	NA	-320.90	NA
	04/04/2019	04/04/2019	22/04/2020	33	3,240.02	3,240.02	NA	3,119.91	-	NA	NA	NA	NA	-120.11	NA
	28/06/2019	28/06/2019	22/04/2020	49	4,929.06	4,929.06	NA	4,632.60	-	NA	NA	NA	NA	-296.46	NA
	01/07/2019	01/07/2019	22/04/2020	48	4,830.46	4,830.46	NA	4,538.06	-	NA	NA	NA	NA	-292.40	NA
	02/07/2019	02/07/2019	22/04/2020	28	2,820.90	2,820.90	NA	2,647.20	-	NA	NA	NA	NA	-173.70	NA
	27/03/2020	27/03/2020	22/04/2020	8	754.09	754.09	NA	756.34	2.25	NA	NA	2.25	2.25	NA	NA
<b>CBAPD totals</b>				234	23,425.61	23,425.61	NA	22,090.71	2.25	NA	NA	2.25	2.25	-1,337.15	NA
COMMONWEALTH BANK OF AUSTRALIA. CAP NOTE 3-BBSW+5.20% PERP NON-CUM RED T-10-21															
<b>CBAPE</b>															
	01/07/2019	01/07/2019	17/04/2020	11	1,178.49	1,178.49	NA	1,113.76	-	NA	NA	NA	NA	-64.73	NA
	03/07/2019	03/07/2019	17/04/2020	28	3,003.48	3,003.48	NA	2,835.03	-	NA	NA	NA	NA	-168.45	NA
	04/04/2019	04/04/2019	22/04/2020	19	2,006.29	2,006.29	NA	1,921.59	-	NA	NA	NA	NA	-84.70	NA
	28/06/2019	28/06/2019	22/04/2020	29	3,103.92	3,103.92	NA	2,932.95	-	NA	NA	NA	NA	-170.97	NA
	01/07/2019	01/07/2019	22/04/2020	17	1,821.31	1,821.31	NA	1,719.32	-	NA	NA	NA	NA	-101.99	NA
	02/07/2019	02/07/2019	22/04/2020	28	2,997.37	2,997.37	NA	2,831.82	-	NA	NA	NA	NA	-165.55	NA
<b>CBAPE totals</b>				132	14,110.86	14,110.86	NA	13,354.47	-	NA	NA	NA	NA	-756.39	NA
COMMONWEALTH BANK OF AUSTRALIA. CAP NOTE 3-BBSW+3.90% PERP NON-CUM RED T-03-22															
<b>CBAPF</b>															
	01/07/2019	01/07/2019	17/04/2020	3	311.84	311.84	NA	293.56	-	NA	NA	NA	NA	-18.28	NA
	02/07/2019	02/07/2019	17/04/2020	23	2,393.87	2,393.87	NA	2,250.62	-	NA	NA	NA	NA	-143.25	NA
	03/07/2019	03/07/2019	17/04/2020	23	2,401.65	2,401.65	NA	2,250.62	-	NA	NA	NA	NA	-151.03	NA
	04/04/2019	04/04/2019	27/04/2020	16	1,636.44	1,636.44	NA	1,584.37	-	NA	NA	NA	NA	-52.07	NA
	28/06/2019	28/06/2019	27/04/2020	23	2,389.57	2,389.57	NA	2,277.53	-	NA	NA	NA	NA	-112.04	NA
	01/07/2019	01/07/2019	27/04/2020	20	2,078.93	2,078.93	NA	1,980.46	-	NA	NA	NA	NA	-98.47	NA
	17/12/2019	17/12/2019	27/04/2020	18	1,852.61	1,852.61	NA	1,782.42	-	NA	NA	NA	NA	-70.19	NA
	27/03/2020	27/03/2020	27/04/2020	12	1,170.12	1,170.12	NA	1,188.28	18.16	NA	NA	18.16	18.16	NA	NA
	31/03/2020	31/03/2020	27/04/2020	9	880.96	880.96	NA	891.21	10.25	NA	NA	10.25	10.25	NA	NA
	03/04/2020	03/04/2020	27/04/2020	8	765.26	765.26	NA	792.19	26.93	NA	NA	26.93	26.93	NA	NA
	06/04/2020	06/04/2020	27/04/2020	5	479.38	479.38	NA	495.12	15.74	NA	NA	15.74	15.74	NA	NA
	07/04/2020	07/04/2020	27/04/2020	4	383.55	383.55	NA	396.09	12.54	NA	NA	12.54	12.54	NA	NA
<b>CBAPF totals</b>				164	16,744.18	16,744.18	NA	16,182.47	83.62	NA	NA	83.62	83.62	-645.33	NA
COMMONWEALTH BANK OF AUSTRALIA. CAP NOTE 3-BBSW+3.40% PERP NON-CUM RED T-04-25															
<b>CBAPG</b>															
	02/07/2019	02/07/2019	17/04/2020	18	1,866.56	1,866.56	NA	1,690.95	-	NA	NA	NA	NA	-175.61	NA
	03/07/2019	03/07/2019	17/04/2020	16	1,657.04	1,657.04	NA	1,503.06	-	NA	NA	NA	NA	-153.98	NA

25

**SMA00351262: Roger Hadfield Peate & Natalie Florence Peate  
Realised CGT**

01 Jul 2019 to 30 Jun 2020

**Disposals of CGT assets continued**

Capital gain using the different calculation methods

Asset	Tax date	Purchase date	Sale date	Sale quantity	Actual cost	Adjusted cost (a)	Indexed cost	Sale proceeds	Gross gain	Discounted gain (b)	Indexed gain	Other gain	CGT gain (c)	CGT loss	CGT exempt gain/loss
					\$	\$	\$	\$	\$	\$	\$	\$	\$	\$	\$
	04/04/2019	04/04/2019	22/04/2020	13	1,286.57	1,286.57	NA	1,224.88	-	NA	NA	NA	NA	-61.69	NA
	28/06/2019	28/06/2019	22/04/2020	18	1,851.27	1,851.27	NA	1,695.98	-	NA	NA	NA	NA	-155.29	NA
	01/07/2019	01/07/2019	22/04/2020	19	1,961.74	1,961.74	NA	1,790.20	-	NA	NA	NA	NA	-171.54	NA
	03/07/2019	03/07/2019	22/04/2020	2	207.13	207.13	NA	188.44	-	NA	NA	NA	NA	-18.69	NA
	17/12/2019	17/12/2019	22/04/2020	2	207.09	207.09	NA	188.44	-	NA	NA	NA	NA	-18.65	NA
	18/12/2019	18/12/2019	22/04/2020	7	723.47	723.47	NA	659.55	-	NA	NA	NA	NA	-63.92	NA
	19/12/2019	19/12/2019	22/04/2020	9	928.57	928.57	NA	847.99	-	NA	NA	NA	NA	-80.58	NA
	26/03/2020	26/03/2020	22/04/2020	7	637.90	637.90	NA	659.55	21.65	NA	NA	21.65	21.65	-	NA
	27/03/2020	27/03/2020	22/04/2020	6	558.57	558.57	NA	565.33	6.76	NA	NA	6.76	6.76	-	NA
<b>CBAPG totals</b>				117	11,885.91	11,885.91	NA	11,014.37	28.41	NA	NA	28.41	28.41	-899.95	NA
<b>COMMONWEALTH BANK OF AUSTRALIA. CAP NOTE 3-BBSW+3.70% PERP NON-CUM RED T-04-24</b>															
<b>CBAPH</b>	01/07/2019	01/07/2019	17/04/2020	14	1,456.51	1,456.51	NA	1,344.50	-	NA	NA	NA	NA	-112.01	NA
	03/07/2019	03/07/2019	17/04/2020	35	3,649.12	3,649.12	NA	3,361.24	-	NA	NA	NA	NA	-287.88	NA
	04/04/2019	04/04/2019	22/04/2020	24	2,411.54	2,411.54	NA	2,283.05	-	NA	NA	NA	NA	-128.49	NA
	28/06/2019	28/06/2019	22/04/2020	35	3,634.22	3,634.22	NA	3,329.44	-	NA	NA	NA	NA	-304.78	NA
	01/07/2019	01/07/2019	22/04/2020	21	2,184.77	2,184.77	NA	1,997.67	-	NA	NA	NA	NA	-187.10	NA
	02/07/2019	02/07/2019	22/04/2020	36	3,744.90	3,744.90	NA	3,424.57	-	NA	NA	NA	NA	-320.33	NA
<b>CBAPH totals</b>				165	17,081.06	17,081.06	NA	15,740.47	-	NA	NA	NA	NA	-1,340.59	NA
<b>COMMONWEALTH BANK OF AUSTRALIA. CAP NOTE 3-BBSW+3.00% PERP NON-CUM RED T-04-27</b>															
<b>CBAPI</b>	13/11/2019	14/11/2019	17/04/2020	17	1,700.00	1,700.00	NA	1,531.24	-	NA	NA	NA	NA	-168.76	NA
	17/12/2019	17/12/2019	17/04/2020	4	403.79	403.79	NA	360.29	-	NA	NA	NA	NA	-43.50	NA
	18/12/2019	18/12/2019	17/04/2020	2	202.38	202.38	NA	180.15	-	NA	NA	NA	NA	-22.23	NA
	19/12/2019	19/12/2019	17/04/2020	2	202.44	202.44	NA	180.15	-	NA	NA	NA	NA	-22.29	NA
	20/12/2019	20/12/2019	17/04/2020	6	606.00	606.00	NA	540.44	-	NA	NA	NA	NA	-65.56	NA
	13/11/2019	14/11/2019	22/04/2020	76	7,600.00	7,600.00	NA	6,823.56	-	NA	NA	NA	NA	-776.44	NA
<b>CBAPI totals</b>				107	10,714.61	10,714.61	NA	9,615.83	-	NA	NA	NA	NA	-1,098.78	NA
<b>MACQUARIE BANK LIMITED HYBRID 3-BBSW+1.70% PERP SUB NON-CUM STAP</b>															
<b>MBLHB</b>	05/04/2019	14/04/2020	15/04/2020	-	801.05	801.05	NA	899.91	98.86	65.91	NA	NA	65.91	-	NA
	05/04/2019	14/04/2020	15/04/2020	9	-	-	NA	0.09	0.09	0.06	NA	NA	0.06	-	NA
	28/06/2019	14/04/2020	15/04/2020	-	1,284.88	1,284.88	NA	1,399.86	114.98	NA	NA	114.98	114.98	-	NA
	28/06/2019	14/04/2020	15/04/2020	14	-	-	NA	0.14	0.14	NA	NA	0.14	0.14	-	NA
	01/07/2019	14/04/2020	15/04/2020	-	1,194.20	1,194.20	NA	1,299.87	105.67	NA	NA	105.67	105.67	-	NA
	01/07/2019	14/04/2020	15/04/2020	13	-	-	NA	0.13	0.13	NA	NA	0.13	0.13	-	NA
	02/07/2019	14/04/2020	15/04/2020	-	1,283.09	1,283.09	NA	1,399.86	116.77	NA	NA	116.77	116.77	-	NA

**SMA00351262: Roger Hadfield Peate & Natalie Florence Peate  
Realised CGT**

01 Jul 2019 to 30 Jun 2020

**Disposals of CGT assets continued**

Capital gain using the different calculation methods

Asset	Tax date	Purchase date	Sale date	Sale quantity	Actual cost \$	Adjusted cost (a) \$	Indexed cost \$	Sale proceeds \$	Gross gain \$	Discounted gain (b) \$	Indexed gain \$	Other gain \$	CGT gain (c) \$	CGT loss \$	CGT exempt gain/loss \$
<b>MBLHB totals</b>				63	5,759.07	5,759.07	NA	6,300.00	540.93	65.97	NA	441.98	507.95	NA	NA
<b>MACQUARIE BANK LIMITED CAP NOTE 6-BBSW+3.30% PERP NON-CUM RED T-03-23</b>															
<b>MBLPA</b>	04/04/2019	04/04/2019	24/03/2020	17	1,729.25	1,729.25	NA	1,700.00	-	NA	NA	NA	NA	-29.25	NA
	28/06/2019	28/06/2019	24/03/2020	24	2,466.91	2,466.91	NA	2,400.00	-	NA	NA	NA	NA	-66.91	NA
	01/07/2019	01/07/2019	24/03/2020	24	2,468.30	2,468.30	NA	2,400.00	-	NA	NA	NA	NA	-68.30	NA
	02/07/2019	02/07/2019	24/03/2020	24	2,468.47	2,468.47	NA	2,400.00	-	NA	NA	NA	NA	-68.47	NA
	03/07/2019	03/07/2019	24/03/2020	25	2,579.44	2,579.44	NA	2,500.00	-	NA	NA	NA	NA	-79.44	NA
	17/12/2019	17/12/2019	24/03/2020	7	710.54	710.54	NA	700.00	-	NA	NA	NA	NA	-10.54	NA
<b>MBLPA totals</b>				121	12,422.91	12,422.91	NA	12,100.00	-	NA	NA	NA	NA	-322.91	NA
<b>MACQUARIE GROUP LIMITED CAP NOTE 6-BBSW+5.15% PERP NON-CUM RED T-03-21</b>															
<b>MQGPB</b>	01/07/2019	01/07/2019	17/04/2020	19	2,050.90	2,050.90	NA	1,915.55	-	NA	NA	NA	NA	-135.35	NA
	03/07/2019	03/07/2019	17/04/2020	11	1,182.42	1,182.42	NA	1,109.01	-	NA	NA	NA	NA	-73.41	NA
	04/04/2019	04/04/2019	22/04/2020	13	1,390.09	1,390.09	NA	1,312.49	-	NA	NA	NA	NA	-77.60	NA
	28/06/2019	28/06/2019	22/04/2020	20	2,149.16	2,149.16	NA	2,019.21	-	NA	NA	NA	NA	-129.95	NA
	02/07/2019	02/07/2019	22/04/2020	20	2,141.79	2,141.79	NA	2,019.21	-	NA	NA	NA	NA	-122.58	NA
	03/07/2019	03/07/2019	22/04/2020	8	859.94	859.94	NA	807.69	-	NA	NA	NA	NA	-52.25	NA
	17/12/2019	17/12/2019	22/04/2020	8	840.73	840.73	NA	807.69	-	NA	NA	NA	NA	-33.04	NA
<b>MQGPB totals</b>				99	10,615.03	10,615.03	NA	9,990.85	-	NA	NA	NA	NA	-624.18	NA
<b>MACQUARIE GROUP LIMITED CAP NOTE 3-BBSW+4.00% PERP NON-CUM RED T-12-24</b>															
<b>MQGPC</b>	01/07/2019	01/07/2019	07/04/2020	4	424.12	424.12	NA	361.73	-	NA	NA	NA	NA	-62.39	NA
	01/07/2019	01/07/2019	08/04/2020	13	1,378.38	1,378.38	NA	1,167.22	-	NA	NA	NA	NA	-211.16	NA
	01/07/2019	01/07/2019	17/04/2020	21	2,226.61	2,226.61	NA	2,001.27	-	NA	NA	NA	NA	-225.34	NA
	03/07/2019	03/07/2019	17/04/2020	27	2,861.65	2,861.65	NA	2,573.05	-	NA	NA	NA	NA	-288.60	NA
	04/04/2019	04/04/2019	22/04/2020	26	2,682.13	2,682.13	NA	2,487.56	-	NA	NA	NA	NA	-194.57	NA
	28/06/2019	28/06/2019	22/04/2020	38	4,023.36	4,023.36	NA	3,635.66	-	NA	NA	NA	NA	-387.70	NA
	02/07/2019	02/07/2019	22/04/2020	38	4,027.40	4,027.40	NA	3,635.66	-	NA	NA	NA	NA	-391.74	NA
	03/07/2019	03/07/2019	22/04/2020	10	1,059.87	1,059.87	NA	956.75	-	NA	NA	NA	NA	-103.12	NA
<b>MQGPC totals</b>				177	18,683.52	18,683.52	NA	16,818.90	-	NA	NA	NA	NA	-1,864.62	NA
<b>MACQUARIE GROUP LIMITED CAP NOTE 3-BBSW+4.15% PERP NON-CUM RED T-09-26</b>															
<b>MQGPD</b>	02/07/2019	02/07/2019	17/04/2020	9	968.46	968.46	NA	849.83	-	NA	NA	NA	NA	-118.63	NA

7-73

**SMA00351262: Roger Hadfield Peate & Natalie Florence Peate  
Realised CGT**

01 Jul 2019 to 30 Jun 2020

**Disposals of CGT assets continued**

Capital gain using the different calculation methods

Asset	Tax date	Purchase date	Sale date	Sale quantity	Actual cost \$	Adjusted cost (a) \$	Indexed cost \$	Sale proceeds \$	Gross gain \$	Discounted gain (b) \$	Indexed gain \$	Other gain \$	CGT gain (c) \$	CGT loss \$	CGT exempt gain/loss \$
MQGPD totals						5,553.49	NA	4,922.85	-	NA	NA	NA	NA	-630.64	NA
NATIONAL AUSTRALIA BANK LIMITED HYBRID 3-BBSW+1.25% PERP SUB EXCH NON-CUM STAP															
NABHA	02/07/2019	02/07/2019	17/04/2020	26	2,348.53	2,348.53	NA	2,183.24	-	NA	NA	NA	NA	-165.29	NA
	03/07/2019	03/07/2019	17/04/2020	45	4,074.90	4,074.90	NA	3,778.69	-	NA	NA	NA	NA	-296.21	NA
	04/04/2019	04/04/2019	22/04/2020	31	2,768.92	2,768.92	NA	2,727.51	-	NA	NA	NA	NA	-41.41	NA
	28/06/2019	28/06/2019	22/04/2020	45	4,063.07	4,063.07	NA	3,959.29	-	NA	NA	NA	NA	-103.78	NA
	01/07/2019	01/07/2019	22/04/2020	45	4,062.76	4,062.76	NA	3,959.29	-	NA	NA	NA	NA	-103.47	NA
	02/07/2019	02/07/2019	22/04/2020	20	1,806.56	1,806.56	NA	1,759.68	-	NA	NA	NA	NA	-46.88	NA
	26/03/2020	26/03/2020	22/04/2020	12	929.79	929.79	NA	1,055.81	126.02	NA	NA	126.02	126.02	NA	NA
	27/03/2020	27/03/2020	22/04/2020	11	903.07	903.07	NA	967.83	64.76	NA	NA	64.76	64.76	NA	NA
NABHA totals				235	20,957.60	20,957.60	NA	20,391.34	190.78	NA	NA	190.78	190.78	-757.04	NA
NATIONAL AUSTRALIA BANK LIMITED CNV PREF 3-BBSW+3.25% PERP NON-CUM RED T-12-20															
NABPB	02/07/2019	02/07/2019	17/04/2020	19	1,952.87	1,952.87	NA	1,873.64	-	NA	NA	NA	NA	-79.23	NA
	03/07/2019	03/07/2019	17/04/2020	49	5,044.02	5,044.02	NA	4,832.03	-	NA	NA	NA	NA	-211.99	NA
	04/04/2019	04/04/2019	22/04/2020	23	2,330.08	2,330.08	NA	2,256.00	-	NA	NA	NA	NA	-74.08	NA
	16/04/2019	16/04/2019	22/04/2020	1	101.50	101.50	NA	98.09	-	NA	NA	NA	NA	-3.41	NA
	17/04/2019	17/04/2019	22/04/2020	2	202.99	202.99	NA	196.17	-	NA	NA	NA	NA	-6.82	NA
	23/04/2019	23/04/2019	22/04/2020	4	406.82	406.82	NA	392.35	-	NA	NA	NA	NA	-14.47	NA
	29/04/2019	29/04/2019	22/04/2020	1	102.09	102.09	NA	98.09	-	NA	NA	NA	NA	-4.00	NA
	30/04/2019	30/04/2019	22/04/2020	1	102.09	102.09	NA	98.09	-	NA	NA	NA	NA	-4.00	NA
	02/05/2019	02/05/2019	22/04/2020	1	102.56	102.56	NA	98.09	-	NA	NA	NA	NA	-4.47	NA
	28/06/2019	28/06/2019	22/04/2020	50	5,105.66	5,105.66	NA	4,904.35	-	NA	NA	NA	NA	-201.31	NA
	01/07/2019	01/07/2019	22/04/2020	49	5,009.57	5,009.57	NA	4,806.26	-	NA	NA	NA	NA	-203.31	NA
	02/07/2019	02/07/2019	22/04/2020	30	3,083.49	3,083.49	NA	2,942.61	-	NA	NA	NA	NA	-140.88	NA
NABPB totals				230	23,543.74	23,543.74	NA	22,595.77	-	NA	NA	NA	NA	-947.97	NA
NATIONAL AUSTRALIA BANK LIMITED CAP NOTE 3-BBSW+3.50% PERP NON-CUM RED T-03-20															
NABPC	03/07/2019	03/07/2019	01/10/2019	35	3,576.58	3,576.58	NA	3,526.52	-	NA	NA	NA	NA	-50.06	NA
	04/04/2019	04/04/2019	23/03/2020	37	3,754.21	3,754.21	NA	3,700.00	-	NA	NA	NA	NA	-54.21	NA

7-74



# SMA00351262: Roger Hadfield Peate & Natalie Florence Peate Realised CGT

01 Jul 2019 to 30 Jun 2020

## Disposals of CGT assets continued

Capital gain using the different calculation methods

Asset	Tax date	Purchase date	Sale date	Sale quantity	Actual cost	Adjusted cost (a)	Indexed cost	Sale proceeds	Gross gain	Discounted gain (b)	Indexed gain	Other gain	CGT gain (c)	CGT loss	CGT exempt gain/loss
					\$	\$	\$	\$	\$	\$	\$	\$	\$	\$	\$
NABPC totals				250	25,454.36	25,454.36	NA	25,026.52	-	NA	NA	NA	NA	NA	-427.84
NATIONAL AUSTRALIA BANK LIMITED CAP NOTE 3-BBSW+4.95% PERP NON-CUM RED T-07-22															
NABPD															
	02/07/2019	02/07/2019	17/04/2020	16	1,715.62	1,715.62	NA	1,591.21	-	NA	NA	NA	NA	NA	-124.41
	03/07/2019	03/07/2019	17/04/2020	32	3,440.16	3,440.16	NA	3,182.42	-	NA	NA	NA	NA	NA	-257.74
	04/04/2019	04/04/2019	22/04/2020	22	2,308.86	2,308.86	NA	2,190.47	-	NA	NA	NA	NA	NA	-118.39
	28/06/2019	28/06/2019	22/04/2020	31	3,320.05	3,320.05	NA	3,086.58	-	NA	NA	NA	NA	NA	-233.47
	01/07/2019	01/07/2019	22/04/2020	32	3,423.70	3,423.70	NA	3,186.14	-	NA	NA	NA	NA	NA	-237.56
	02/07/2019	02/07/2019	22/04/2020	15	1,608.40	1,608.40	NA	1,493.50	-	NA	NA	NA	NA	NA	-114.90
	17/12/2019	17/12/2019	22/04/2020	9	964.68	964.68	NA	896.10	-	NA	NA	NA	NA	NA	-68.58
	31/03/2020	31/03/2020	22/04/2020	6	596.66	596.66	NA	597.40	0.74	NA	NA	0.74	0.74	NA	NA
NABPD totals				163	17,378.13	17,378.13	NA	16,223.82	0.74	NA	NA	0.74	0.74	-1,155.05	NA
NATIONAL AUSTRALIA BANK LIMITED CAP NOTE 3-BBSW+4.00% PERP NON-CUM RED T-06-26															
NABPF															
	02/07/2019	02/07/2019	17/04/2020	36	3,818.35	3,818.35	NA	3,425.64	-	NA	NA	NA	NA	NA	-392.71
	03/07/2019	03/07/2019	17/04/2020	14	1,484.74	1,484.74	NA	1,332.20	-	NA	NA	NA	NA	NA	-152.54
	04/04/2019	04/04/2019	22/04/2020	26	2,639.84	2,639.84	NA	2,471.80	-	NA	NA	NA	NA	NA	-168.04
	28/06/2019	28/06/2019	22/04/2020	35	3,711.71	3,711.71	NA	3,327.42	-	NA	NA	NA	NA	NA	-384.29
	01/07/2019	01/07/2019	22/04/2020	36	3,817.39	3,817.39	NA	3,422.49	-	NA	NA	NA	NA	NA	-394.90
	03/07/2019	03/07/2019	22/04/2020	22	2,333.16	2,333.16	NA	2,091.52	-	NA	NA	NA	NA	NA	-241.64
NABPF totals				169	17,805.19	17,805.19	NA	16,071.07	-	NA	NA	NA	NA	NA	-1,734.12
WESTPAC BANKING CORPORATION CAP NOTE 3-BBSW+3.05% PERP NON-CUM RED T-09-22															
WBCE															
	01/10/2019	01/10/2019	17/04/2020	2	205.67	205.67	NA	189.62	-	NA	NA	NA	NA	NA	-16.05
	02/10/2019	02/10/2019	17/04/2020	1	103.48	103.48	NA	94.81	-	NA	NA	NA	NA	NA	-8.67
	03/10/2019	03/10/2019	17/04/2020	4	412.74	412.74	NA	379.23	-	NA	NA	NA	NA	NA	-33.51
	04/10/2019	04/10/2019	17/04/2020	2	206.77	206.77	NA	189.62	-	NA	NA	NA	NA	NA	-17.15
	07/10/2019	07/10/2019	17/04/2020	1	103.73	103.73	NA	94.81	-	NA	NA	NA	NA	NA	-8.92
	08/10/2019	08/10/2019	17/04/2020	8	827.19	827.19	NA	758.47	-	NA	NA	NA	NA	NA	-68.72
	09/10/2019	09/10/2019	17/04/2020	5	515.38	515.38	NA	474.04	-	NA	NA	NA	NA	NA	-41.34
	10/10/2019	10/10/2019	17/04/2020	1	102.68	102.68	NA	94.81	-	NA	NA	NA	NA	NA	-7.87
	10/10/2019	10/10/2019	22/04/2020	10	1,026.80	1,026.80	NA	953.76	-	NA	NA	NA	NA	NA	-73.04
	10/12/2019	10/12/2019	22/04/2020	2	205.23	205.23	NA	190.75	-	NA	NA	NA	NA	NA	-14.48

7-75

# SMA00351262: Roger Hadfield Peate & Natalie Florence Peate Realised CGT

01 Jul 2019 to 30 Jun 2020

## Disposals of CGT assets continued

Capital gain using the different calculation methods

Asset	Tax date	Purchase date	Sale date	Sale quantity	Actual cost \$	Adjusted cost (a) \$	Indexed cost	Sale proceeds \$	Gross gain \$	Discounted gain (b) \$	Indexed gain	Other gain \$	CGT gain (c) \$	CGT loss \$	CGT exempt gain/loss \$
	11/12/2019	11/12/2019	22/04/2020	11	1,129.12	1,129.12	NA	1,049.14	-	NA	NA	NA	NA	-79.98	NA
	26/03/2020	26/03/2020	22/04/2020	4	378.56	378.56	NA	381.50	2.94	NA	NA	2.94	2.94	NA	NA
	27/03/2020	27/03/2020	22/04/2020	10	961.80	961.80	NA	953.76	-	NA	NA	NA	NA	-8.04	NA
	03/04/2020	03/04/2020	22/04/2020	2	187.36	187.36	NA	190.75	3.39	NA	NA	3.39	3.39	NA	NA
	06/04/2020	06/04/2020	22/04/2020	3	283.28	283.28	NA	286.13	2.85	NA	NA	2.85	2.85	NA	NA
	07/04/2020	07/04/2020	22/04/2020	6	567.93	567.93	NA	572.26	4.33	NA	NA	4.33	4.33	NA	NA
	08/04/2020	08/04/2020	22/04/2020	7	660.95	660.95	NA	667.63	6.68	NA	NA	6.68	6.68	NA	NA
<b>WBCPE totals</b>				<b>79</b>	<b>7,878.67</b>	<b>7,878.67</b>	<b>NA</b>	<b>7,521.09</b>	<b>20.19</b>	<b>NA</b>	<b>NA</b>	<b>20.19</b>	<b>20.19</b>	<b>-377.77</b>	<b>NA</b>
WESTPAC BANKING CORPORATION CAP NOTE 3-BBSW+4.00% PERP NON-CUM RED T-03-21															
<b>WBCPF</b>	03/07/2019	03/07/2019	01/10/2019	34	3,531.13	3,531.13	NA	3,498.44	-	NA	NA	NA	NA	-32.69	NA
	01/07/2019	01/07/2019	17/04/2020	3	309.86	309.86	NA	299.74	-	NA	NA	NA	NA	-10.12	NA
	02/07/2019	02/07/2019	17/04/2020	45	4,663.48	4,663.48	NA	4,496.09	-	NA	NA	NA	NA	-167.39	NA
	03/07/2019	03/07/2019	17/04/2020	11	1,142.43	1,142.43	NA	1,099.05	-	NA	NA	NA	NA	-43.38	NA
	04/04/2019	04/04/2019	22/04/2020	31	3,182.87	3,182.87	NA	3,064.96	-	NA	NA	NA	NA	-117.91	NA
	28/06/2019	28/06/2019	22/04/2020	45	4,644.53	4,644.53	NA	4,449.14	-	NA	NA	NA	NA	-195.39	NA
	01/07/2019	01/07/2019	22/04/2020	43	4,441.29	4,441.29	NA	4,251.40	-	NA	NA	NA	NA	-189.89	NA
	27/03/2020	27/03/2020	22/04/2020	11	1,088.15	1,088.15	NA	1,087.57	-	NA	NA	NA	NA	-0.58	NA
	07/04/2020	07/04/2020	22/04/2020	5	490.17	490.17	NA	494.35	4.18	NA	NA	4.18	4.18	NA	NA
	08/04/2020	08/04/2020	22/04/2020	4	392.46	392.46	NA	395.48	3.02	NA	NA	3.02	3.02	NA	NA
<b>WBCPF totals</b>				<b>232</b>	<b>23,886.37</b>	<b>23,886.37</b>	<b>NA</b>	<b>23,136.22</b>	<b>7.20</b>	<b>NA</b>	<b>NA</b>	<b>7.20</b>	<b>7.20</b>	<b>-757.35</b>	<b>NA</b>
WESTPAC BANKING CORPORATION CAP NOTE 3-BBSW+4.90% PERP NON-CUM RED T-12-21															
<b>WBCPG</b>	03/07/2019	03/07/2019	01/10/2019	25	2,661.51	2,661.51	NA	2,649.30	-	NA	NA	NA	NA	-12.21	NA
	03/07/2019	03/07/2019	02/10/2019	7	745.22	745.22	NA	738.90	-	NA	NA	NA	NA	-6.32	NA
	02/07/2019	02/07/2019	17/04/2020	46	4,872.93	4,872.93	NA	4,572.51	-	NA	NA	NA	NA	-300.42	NA
	03/07/2019	03/07/2019	17/04/2020	14	1,490.45	1,490.45	NA	1,391.63	-	NA	NA	NA	NA	-98.82	NA
	04/04/2019	04/04/2019	22/04/2020	32	3,351.03	3,351.03	NA	3,177.75	-	NA	NA	NA	NA	-173.28	NA
	28/06/2019	28/06/2019	22/04/2020	46	4,862.48	4,862.48	NA	4,568.02	-	NA	NA	NA	NA	-294.46	NA
	01/07/2019	01/07/2019	22/04/2020	46	4,868.06	4,868.06	NA	4,568.02	-	NA	NA	NA	NA	-300.04	NA
	31/03/2020	31/03/2020	22/04/2020	7	695.53	695.53	NA	695.13	-	NA	NA	NA	NA	-0.40	NA
	07/04/2020	07/04/2020	22/04/2020	2	196.87	196.87	NA	198.61	1.74	NA	NA	1.74	1.74	NA	NA
	08/04/2020	08/04/2020	22/04/2020	8	790.21	790.21	NA	794.44	4.23	NA	NA	4.23	4.23	NA	NA
<b>WBCPG totals</b>				<b>233</b>	<b>24,534.29</b>	<b>24,534.29</b>	<b>NA</b>	<b>23,354.31</b>	<b>5.97</b>	<b>NA</b>	<b>NA</b>	<b>5.97</b>	<b>5.97</b>	<b>-1,185.95</b>	<b>NA</b>
WESTPAC BANKING CORPORATION CAP NOTE 3-BBSW+3.20% PERP NON-CUM RED T-09-25															
<b>WBCPH</b>	01/07/2019	01/07/2019	17/04/2020	4	408.59	408.59	NA	367.39	-	NA	NA	NA	NA	-41.20	NA

7-7k

**SMA00351262: Roger Hadfield Peate & Natalie Florence Peate  
Realised CGT**

01 Jul 2019 to 30 Jun 2020

Capital gain using the different calculation methods

**Disposals of CGT assets continued**

Asset	Tax date	Purchase date	Sale date	Sale quantity	Actual cost \$	Adjusted cost (a) \$	Indexed cost \$	Sale proceeds \$	Gross gain \$	Discounted gain (b) \$	Indexed gain \$	Other gain \$	CGT gain (c) \$	CGT loss \$	CGT exempt gain/loss \$
	02/07/2019	02/07/2019	17/04/2020	14	1,435.03	1,435.03	NA	1,285.87	-	NA	NA	NA	NA	-149.16	NA
	03/07/2019	03/07/2019	17/04/2020	15	1,540.91	1,540.91	NA	1,377.71	-	NA	NA	NA	NA	-163.20	NA
	05/04/2019	05/04/2019	22/04/2020	10	973.97	973.97	NA	915.31	-	NA	NA	NA	NA	-58.66	NA
	28/06/2019	28/06/2019	22/04/2020	14	1,429.15	1,429.15	NA	1,281.44	-	NA	NA	NA	NA	-147.71	NA
	01/07/2019	01/07/2019	22/04/2020	10	1,021.47	1,021.47	NA	915.31	-	NA	NA	NA	NA	-106.16	NA
	17/12/2019	17/12/2019	22/04/2020	7	710.21	710.21	NA	640.72	-	NA	NA	NA	NA	-69.49	NA
	18/12/2019	18/12/2019	22/04/2020	2	204.18	204.18	NA	183.06	-	NA	NA	NA	NA	-21.12	NA
	19/12/2019	19/12/2019	22/04/2020	7	711.95	711.95	NA	640.72	-	NA	NA	NA	NA	-71.23	NA
	26/03/2020	26/03/2020	22/04/2020	4	358.45	358.45	NA	366.13	7.68	7.68	7.68	7.68	7.68	NA	NA
	27/03/2020	27/03/2020	22/04/2020	10	917.46	917.46	NA	915.31	-	NA	NA	NA	NA	-2.15	NA
	31/03/2020	31/03/2020	22/04/2020	5	459.18	459.18	NA	457.66	-	NA	NA	NA	NA	-1.52	NA
	01/04/2020	01/04/2020	22/04/2020	6	560.79	560.79	NA	549.19	-	NA	NA	NA	NA	-11.60	NA
<b>WBCPH totals</b>				108	10,731.34	10,731.34	NA	9,895.82	7.68	NA	NA	7.68	7.68	-843.20	NA
<b>WESTPAC BANKING CORPORATION CAP NOTE 3-BBSW+3.70% PERP NON-CUM RED T-07-26</b>															
<b>WBCPI</b>	02/07/2019	02/07/2019	17/04/2020	18	1,877.65	1,877.65	NA	1,711.11	-	NA	NA	NA	NA	-166.54	NA
	03/07/2019	03/07/2019	17/04/2020	45	4,697.05	4,697.05	NA	4,277.77	-	NA	NA	NA	NA	-419.28	NA
	04/04/2019	04/04/2019	22/04/2020	31	3,110.79	3,110.79	NA	2,940.00	-	NA	NA	NA	NA	-170.79	NA
	28/06/2019	28/06/2019	22/04/2020	46	4,790.02	4,790.02	NA	4,362.58	-	NA	NA	NA	NA	-427.44	NA
	01/07/2019	01/07/2019	22/04/2020	45	4,686.04	4,686.04	NA	4,267.74	-	NA	NA	NA	NA	-418.30	NA
	02/07/2019	02/07/2019	22/04/2020	28	2,920.78	2,920.78	NA	2,655.48	-	NA	NA	NA	NA	-265.30	NA
<b>WBCPI totals</b>				213	22,082.33	22,082.33	NA	20,214.68	-	NA	NA	NA	NA	-1,867.65	NA
<b>Disposals of CGT asset totals</b>					<b>388,709.00</b>	<b>388,709.00</b>	NA	<b>367,503.02</b>	<b>1,036.68</b>	<b>65.97</b>	NA	<b>937.73</b>	<b>1,003.70</b>	<b>-22,242.66</b>	NA

(a) Variances between Adjusted cost and Actual cost

Where the 'Sale proceeds' in respect of the CGT parcel are equal to or less than its reduced cost base, its reduced cost base is disclosed as the adjusted cost; otherwise, its cost base is disclosed as the adjusted cost. For more details, refer to the 'Adjusted cost' subsection in this report.

(b) Gains calculated using discounted method

The capital gain calculated using the discount method, after having applied the 33.33% CGT discount rate appropriate to the tax entity type of this portfolio.

(c) CGT gain calculation method

The CGT gain is calculated based on what is optimal for the disposal method selected. In some cases the indexed gain is used to optimise the use of losses.

The CGT gain calculated from a less than optimal method is shown in italics for information purposes only and is excluded from the totals for the portfolio.

NA is shown if a calculation method is not applicable.

7-9

**SMA00351262: Roger Hadfield Peate & Natalie Florence Peate**  
**Realised CGT**

01 Jul 2019 to 30 Jun 2020

**Trust CGT distributions**

There were no trust CGT distributions within the period.

**Summary of CGT gains/losses**

		Total	Discounted	Indexed	Other
		\$	\$	\$	\$
<b>Losses available to offset</b>	Carried forward from prior years	-	-	-	-
	Current year losses	-22,242.66	-	-	-
	<b>Total</b>	<b>-22,242.66</b>	-	-	-
<b>CGT gains</b>	Disposals of CGT assets	1,036.68	98.95	-	937.73
	Trust CGT distributions	-	-	-	-
	<b>CGT gain before losses applied</b>	<b>1,036.68</b>	<b>98.95</b>	-	<b>937.73</b>
	Losses applied	-1,036.68	-98.95	-	-937.73
	<b>CGT gain after losses applied</b>	<b>-</b>	<b>-</b>	<b>-</b>	<b>-</b>
	Discount applied (a)	-	-	NA	NA
<b>Net capital loss</b>		<b>-21,205.98</b>	<b>-</b>	<b>-</b>	<b>-</b>

(a) The 'CGT gain after losses applied' amount multiplied by a 33.33% CGT discount rate appropriate to the tax entity type of the portfolio.

## Important Information

If you have any enquires or require further information, you can either call Praemium on 1800 571 881, write to us PO Box 322, Collins Street West, Melbourne VIC 8007 or send it by email to [support@praemium.com.au](mailto:support@praemium.com.au)

If you have a complaint relating to your investment in the SMA, you can either call Praemium on 1800 571 881 or write to our Complaints Handling Officer at Praemium, PO Box 322, Collins Street West, Melbourne VIC 8007; or send it by email to [complaints@praemium.com.au](mailto:complaints@praemium.com.au). Please provide us with all information relevant to the complaint that is in your possession or control. We will acknowledge receipt of the complaint as soon as practicable within two working days of its receipt. We will deal with any complaint and respond to you as soon as practicable and may ask you for further information that we think is necessary to enable us to properly consider the complaint. If we cannot resolve the matter within 45 days of receiving your complaint, we will provide a written response to explain our assessment. If your complaint is not dealt with to your satisfaction or has not been dealt with within 90 days, you may refer your complaint to the Australian Financial Complaints Authority ("AFCA"), of which we are a member and which is an independent entity, at no cost.

The AFCA contact details are: Mail: GPO Box 3, Melbourne, Victoria, 3001 Telephone: 1800 931 678 Website: [www.afca.org.au](http://www.afca.org.au) Email: [info@afca.org.au](mailto:info@afca.org.au)

Praemium Australia Limited (ABN 92117611784, AFSL 297456) is the responsible entity (us, our or we) of the Separately Managed Accounts ARSN 114 818 530 (the Scheme). In preparing this document, whilst reasonable care has been taken, to the maximum extent permitted by law, neither we nor any of our related parties, directors and officers, accept responsibility for any loss suffered by any person acting in reliance on the information contained in this document. This document has been prepared for general information purposes and does not consider the investment objectives, financial situation or particular needs of any particular person. Past performance is not necessarily indicative of future performance. Before making any investment, in the Scheme or particular financial products, you should seek professional advice and read the relevant Product Disclosure Statement.



# SMA00351262: Roger Hadfield Peate & Natalie Florence Peate Expenses

01 Jul 2019 to 30 Jun 2020

## Expenses

Expense type	Tax date	Total incl GST \$	GST \$	Pre-ECPI deductible %	Pre-ECPI deductible \$	Pre-ECPI non-deductible \$	Narration
Investment expenses <b>Advice fees</b>							
	9/07/2019	28.55 (a)	2.60	100%	28.55	-	Ongoing advice Fees for the month ended 30 Jun 2019
	5/08/2019	145.97 (a)	13.27	100%	145.97	-	Ongoing advice Fees for the month ended 31 Jul 2019
	10/09/2019	147.21 (a)	13.38	100%	147.21	-	Ongoing advice Fees for the month ended 31 Aug 2019
	9/10/2019	147.48 (a)	13.41	100%	147.48	-	Ongoing advice Fees for the month ended 30 Sep 2019
	11/11/2019	147.31 (a)	13.39	100%	147.31	-	Ongoing advice Fees for the month ended 31 Oct 2019
	11/12/2019	147.26 (a)	13.39	100%	147.26	-	Ongoing advice Fees for the month ended 30 Nov 2019
	13/01/2020	147.25 (a)	13.39	100%	147.25	-	Ongoing advice Fees for the month ended 31 Dec 2019
<b>Totals</b>		<b>911.03</b>	<b>82.83</b>		<b>911.03</b>	-	
<b>Portfolio management fees</b>							
	9/07/2019	18.84 (a)	1.71	100%	18.84	-	Non advice Fees for the month ended 30 Jun 2019
	5/08/2019	88.83 (a)	8.08	100%	88.83	-	Non advice Fees for the month ended 31 Jul 2019
	10/09/2019	79.35 (a)	7.21	100%	79.35	-	Non advice Fees for the month ended 31 Aug 2019
	9/10/2019	79.48 (a)	7.23	100%	79.48	-	Non advice Fees for the month ended 30 Sep 2019
	11/11/2019	79.40 (a)	7.22	100%	79.40	-	Non advice Fees for the month ended 31 Oct 2019
	11/12/2019	79.38 (a)	7.22	100%	79.38	-	Non advice Fees for the month ended 30 Nov 2019
	13/01/2020	79.38 (a)	7.22	100%	79.38	-	Non advice Fees for the month ended 31 Dec 2019
	7/02/2020	79.62 (a)	7.24	100%	79.62	-	Non advice Fees for the month ended 31 Jan 2020
	10/03/2020	79.74 (a)	7.25	100%	79.74	-	Non advice Fees for the month ended 29 Feb 2020

7-80

**SMA00351262: Roger Hadfield Peate & Natalie Florence Peate  
Expenses**

01 Jul 2019 to 30 Jun 2020

**Expenses continued**

Expense type	Tax date	Total incl GST \$	GST \$	Pre-ECPI deductible %	Pre-ECPI deductible \$	Pre-ECPI non-deductible \$	Narration
Investment expenses							
	3/04/2020	65.00 (a)	5.91	100%	65.00	-	Expense recovery
	8/04/2020	75.61 (a)	6.87	100%	75.61	-	Non advice Fees for the month ended 31 Mar 2020
	24/04/2020	58.97 (a)	5.36	100%	58.97	-	Non advice Fees charged on closure of account
<b>Totals</b>		<b>863.60</b>	<b>78.52</b>		<b>863.60</b>	<b>-</b>	
<b>Investment expenses totals</b>		<b>1,774.63</b>	<b>161.35</b>		<b>1,774.63</b>	<b>-</b>	
<b>Total expenses</b>		<b>1,774.63</b>	<b>161.35</b>		<b>1,774.63</b>	<b>-</b>	

(a) These expenses were paid from a cash book within the portfolio. All other expenses were paid from an external bank account.

The total expenses amount for taxation purposes may be different from the total expenses amount displayed in performance reports. Performance is reported on an accrual basis and therefore includes expenses with an effective date within the specified period.



**Sydney | Head Office** Level 20, 90 Collins Street, Melbourne VIC 3000  
 Telephone: +61 2 9238 1238 Toll Free: 1800 636 625  
**Melbourne** Level 20, 90 Collins Street, Melbourne VIC 3000  
 Telephone: +61 3 9268 1000 Toll Free: 1800 150 009  
**Brisbane** Level 28, 111 Eagle Street, Brisbane QLD 4000  
 Telephone: +61 7 3036 2500 Toll Free: 1800 463 972  
**Adelaide** Level 23, 91 King William Street, Adelaide SA 5000  
 Telephone: +61 8 7109 6000 Toll Free: 1800 636 625  
**Perth** Level 20, 108 St Georges Terrace, Perth WA 6000  
 Telephone: +61 8 9263 5200 Toll Free: 1800 198 003

MR ROGER HADFIELD PEATE & MRS NATALIE FLORENCE  
 PEATE  
 <PEATE SUPER FUND A/C>  
 70 GARDENIA STREET  
 BLACKBURN VIC 3130

PORTFOLIO VALUATION

30 June 2020

Branch: 02 - MELBOURNE  
 Adviser: MAT - M CRYER  
 Account No: S1096152

SECURITIES CODE	DESCRIPTION	UNITS PURCHASE PRICE	BOOK VALUE	MARKET PRICE	MARKET VALUE	PORTFOLIO EARNING (%)	P/E RATIO	DIV RATE (%)	DIV YIELD (%)	ANNUAL INCOME (\$)
-----------------	-------------	----------------------	------------	--------------	--------------	-----------------------	-----------	--------------	---------------	--------------------

282

**Sydney | Head Office**  
Level 7, Chifley Tower  
2 Chifley Square  
Sydney NSW 2000

**Melbourne**  
Level 20  
90 Collins Street  
Melbourne VIC 3000

**Brisbane**  
Level 28  
111 Eagle Street  
Brisbane QLD 4000

**Adelaide**  
Level 23  
91 King William Street  
Adelaide SA 5000

**Canberra**  
Level 7  
54 Marcus Clarke Street  
Canberra ACT 2600

**Perth**  
Level 20  
108 St Georges Terrace  
Perth WA 6000

Telephone: +61 2 9238 1238 Telephone: +61 3 9268 1000 Telephone: +61 7 3036 2500 Telephone: +61 8 7109 6000 Telephone: +61 2 6113 5300 Telephone: +61 8 9263 5200  
Toll Free: 1800 636 625 Toll Free: 1800 150 009 Toll Free: 1800 463 972 Toll Free: 1800 636 625 Toll Free: 1800 636 625 Toll Free: 1800 198 003

## Disclaimer and Disclosure

Shaw and Partners Limited ABN 24 003 221 583 ("Shaw") is a participant of ASX Limited, Chi-X Australia Pty Limited and holder of Australian Financial Services Licence number 236048.

In preparing this document, Shaw may have relied on information provided by you, including your investment objectives, risk tolerance and personal circumstances (your personal circumstances). If you have not received a Statement of Advice (SOA) setting out Shaw's understanding of your personal circumstances or your personal circumstances are different to those set out in the SOA or have changed, please contact your adviser or Shaw Compliance on [compliance@shawandpartners.com.au](mailto:compliance@shawandpartners.com.au) or (02) 9238 1238 immediately. Shaw does not provide taxation or legal advice. For this advice, please consult your relevant professional adviser. Shaw, its employees and advisers have in the past and will earn commission on financial products referred to in this document.

## Accuracy of information

This document has been compiled from information held by Shaw, except information prior to 1 September 2019 which originated from systems outside Shaw and for which Shaw disclaims responsibility for the accuracy of that information. Some of this information, such as information regarding your holdings, may have been supplied by you. You should ensure that this information is accurate. All other information has been obtained from sources believed to be reliable, however Shaw makes no representation as to the accuracy of the information and if you rely on this document, you do so at your own risk. Except to the extent that liability cannot be excluded, Shaw disclaims liability for all loss or damage arising from any information expressly or implied published in this document.

Due to systems limitations, certain international securities may show a Book Value of nil due to the way in which foreign currency conversion was performed. Therefore this report should not be relied upon for capital gains tax calculations. Should you require more comprehensive portfolio performance reporting (including details of transactions, corporate actions, income and realised/unrealised capital gains tax) speak with your Shaw Adviser about our Portfolio Administration Service.

## Estimates as to future performance

This document may set out estimates of future cash dividends and distributions, including details of estimated franking credits. Generally, these estimates have been compiled from historical data or Shaw's estimates of future dividends and therefore should not be relied on. Past performance is no guarantee of future performance and actual dividend levels may be very different. Where Shaw or your adviser considers, in their absolute discretion, that their estimate of a future yield is preferable, they may override the historically derived estimates and you should review all prospective yields, and discuss any assumptions made, with your adviser. The document assumes you will be entitled to all dividends during the relevant period and you will need to consider the timing of proposed purchases in this light.

**Sydney | Head Office**  
 Level 7, Chifley Tower  
 2 Chifley Square  
 Sydney NSW 2000  
 Telephone: +61 2 9238 1238  
 Toll Free: 1800 636 625

**Melbourne**  
 Level 20  
 90 Collins Street  
 Melbourne VIC 3000  
 Telephone: +61 3 9288 1000  
 Toll Free: 1800 150 009

**Brisbane**  
 Level 28  
 111 Eagle Street  
 Brisbane QLD 4000  
 Telephone: +61 7 3036 2500  
 Toll Free: 1800 463 972

**Adelaide**  
 Level 23  
 91 King William Street  
 Adelaide SA 5000  
 Telephone: +61 8 7109 6000  
 Toll Free: 1800 636 625

**Canberra**  
 Level 7  
 54 Marcus Clarke Street  
 Canberra ACT 2600  
 Telephone: +61 2 6113 5300  
 Toll Free: 1800 636 625

**Perth**  
 Level 20  
 108 St Georges Terrace  
 Perth WA 6000  
 Telephone: +61 8 9263 5200  
 Toll Free: 1800 198 003

## CLIENT STATEMENT FOR SPECIFIED DATES

Page No.: 1 of 1

MR ROGER HADFIELD PEATE & MRS NATALIE FLORENCE PEATE  
 PEATE SUPER FUND A/C  
 70 GARDENIA STREET  
 BLACKBURN VIC 3130

Account No.: S1096152  
 Advisor: MAT - M CRYER  
 Statement Date: 18/03/2021  
 From Date: 01/07/2019  
 To Date: 30/06/2020  
 FX Code:

### TRANSACTION DETAILS

TXN DATE	SETT DATE	REFERENCE	DETAILS	DEBIT	CREDIT	BALANCE
01/07/2019			Balance Brought Forward			0.00
27/02/2020	28/02/2020	CS 83858307	Sell 9450 AHY @ 1.0650		9,926.75	9,926.75Cr
27/02/2020	03/03/2020	CB 83858321	Buy 670 COL @ 14.6300	9,939.60		12.85
03/03/2020		AJ TPSHAW-10781	SG W/O BAL ON A/C - MAT		12.85	0.00
25/05/2020	26/05/2020	CS 91177623	Sell 1125 DOW @ 4.2200		4,610.00	4,610.00Cr
25/05/2020	26/05/2020	CS 91177624	Sell 2770 HLS @ 2.3400		6,344.30	10,954.30Cr
25/05/2020	26/05/2020	CS 91177625	Sell 522 WBC @ 15.2637		7,830.13	18,784.43Cr
26/05/2020	27/05/2020	CS 91181665	Sell 2970 HLS @ 2.3400		6,939.55	25,723.98Cr
26/05/2020	27/05/2020	CS 91181959	Sell 1130 DOW @ 4.2700		4,825.10	30,549.08Cr
26/05/2020	27/05/2020	CS 91183708	Sell 522 WBC @ 15.4000		8,000.23	38,549.31Cr
27/05/2020		BP B169035	EFT BSB:013403 Acc:453330328	18,784.43		19,764.88Cr
28/05/2020		BP B169197	EFT BSB:013403 Acc:453330328	19,764.88		0.00
30/06/2020			Closing Balance			0.00

7-84



01 Jul 2019 to 30 Jun 2020

**MAIN CASH ACCOUNT**

Date	Transaction	Narration	Withdrawal \$	Deposit \$	Balance \$
01/07/2019	Opening Balance				152,122.76 ✓
01/07/2019	Deposit	BSB 342-048 Bank Receipt Ref = 190628213903915, BPAY Ref = 3512621, Consolidated Posting Ref = 1119493661	-	50,000.00	202,122.76
01/07/2019	Deposit	BSB 342-048 Bank Receipt Ref = 190628213903906, BPAY Ref = 3512621, Consolidated Posting Ref = 1119493661	-	25,000.00	227,122.76
01/07/2019	Income	WBCPG Dividend	-	37.64	227,160.40
01/07/2019	Interest Receipt	Monthly Interest	-	20.06	227,180.46
02/07/2019	Stock Purchase	Net settlement for rebalance 18705 settling on 02/07/2019	-71,262.67 ✓	-	155,917.79
02/07/2019	Deposit	BSB 342-048 Bank Receipt Ref = 190701222659761, BPAY Ref = 3512621, Consolidated Posting Ref = 1121522585	-	50,000.00	205,917.79
02/07/2019	Deposit	BSB 342-048 Bank Receipt Ref = 190701222659759, BPAY Ref = 3512621, Consolidated Posting Ref = 1121522585	-	25,000.00	230,917.79
03/07/2019	Stock Purchase	Net settlement for rebalance 18714 settling on 03/07/2019	-71,425.45	-	159,492.34
04/07/2019	Stock Purchase	Net settlement for rebalance 18726 settling on 04/07/2019	-71,395.70	-	88,096.64
05/07/2019	Stock Purchase	Net settlement for rebalance 18737 settling on 05/07/2019	-71,330.27	-	16,766.37
08/07/2019	Income	NABPD Dividend	-	25.62	16,791.99
09/07/2019	Advice Fee	Ongoing advice Fees for the month ended 30 Jun 2019	-28.55	-	16,763.44
09/07/2019	Portfolio Fee	Non advice Fees for the month ended 30 Jun 2019	-18.84	-	16,744.60
15/07/2019	Income	MBLHB Dividend	-	7.63	16,752.23
01/08/2019	Interest Receipt	Monthly Interest	-	34.04	16,786.27
05/08/2019	Advice Fee	Ongoing advice Fees for the month ended 31 Jul 2019	-145.97	-	16,640.30

287

01 Jul 2019 to 30 Jun 2020

**MAIN CASH ACCOUNT continued**

Date	Transaction	Narration	Withdrawal	Deposit	Balance
			\$	\$	\$
05/08/2019	Portfolio Fee	Non advice Fees for the month ended 31 Jul 2019	-88.83	-	16,551.47
15/08/2019	Income	NABHA Dividend	-	154.34	16,705.81
02/09/2019	Interest Receipt	Monthly Interest	-	15.18	16,720.99
10/09/2019	Advice Fee	Ongoing advice Fees for the month ended 31 Aug 2019	-147.21	-	16,573.78
10/09/2019	Portfolio Fee	Non advice Fees for the month ended 31 Aug 2019	-79.35	-	16,494.43
10/09/2019	Income	MQGPD Dividend	-	51.88	16,546.31
16/09/2019	Income	CBAPG Dividend	-	71.32	16,617.63
16/09/2019	Income	IANG Dividend	-	145.36	16,762.99
16/09/2019	Income	CBAPH Dividend	-	145.58	16,908.57
16/09/2019	Income	CBAPE Dividend	-	151.39	17,059.96
16/09/2019	Income	CBAPD Dividend	-	163.51	17,223.47
16/09/2019	Income	MQGPC Dividend	-	196.08	17,419.55
16/09/2019	Income	CBAPE Dividend	-	99.10	17,518.65
17/09/2019	Income	NABPF Dividend	-	158.05	17,676.70
17/09/2019	Income	NABPB Dividend	-	184.67	17,861.37
17/09/2019	Income	MQGPB Dividend	-	270.19	18,131.56
18/09/2019	Income	WBCPI Dividend	-	186.44	18,318.00
20/09/2019	Income	ANZPG Dividend	-	185.66	18,503.66
23/09/2019	Income	WBCPH Dividend	-	51.84	18,555.50
23/09/2019	Income	WBCPF Dividend	-	193.94	18,749.44
23/09/2019	Income	NABPC Dividend	-	204.40	18,953.84
24/09/2019	Income	MBLPA Dividend	-	247.71	19,201.55
30/09/2019	Income	WBCPG Dividend	-	232.85	19,434.40
01/10/2019	Interest Receipt	Monthly Interest	-	14.75	19,449.15
03/10/2019	Stock Sell	Net settlement for rebalance 19364 settling on 03/10/2019	-	7,403.11	26,852.26
04/10/2019	Stock Sell	Net settlement for rebalance 19377 settling on 04/10/2019	-	321.83	27,174.09

**MAIN CASH ACCOUNT continued**

Date	Transaction	Narration	Withdrawal \$	Deposit \$	Balance \$
07/10/2019	Stock Purchase	Net settlement for rebalance 19379 settling on 07/10/2019	-1,977.58	-	25,196.51
08/10/2019	Stock Purchase	Net settlement for rebalance 19393 settling on 08/10/2019	-1,043.93	-	24,152.58
08/10/2019	Income	NABPD Dividend	-	158.79	24,311.37
09/10/2019	Stock Purchase	Net settlement for rebalance 19405 settling on 09/10/2019	-836.16	-	23,475.21
09/10/2019	Advice Fee	Ongoing advice Fees for the month ended 30 Sep 2019	-147.48	-	23,327.73
09/10/2019	Portfolio Fee	Non advice Fees for the month ended 30 Sep 2019	-79.48	-	23,248.25
10/10/2019	Stock Purchase	Net settlement for rebalance 19411 settling on 10/10/2019	-1,449.38	-	21,798.87
11/10/2019	Stock Purchase	Net settlement for rebalance 19424 settling on 11/10/2019	-1,142.75	-	20,656.12
14/10/2019	Stock Purchase	Net settlement for rebalance 19442 settling on 14/10/2019	-1,236.56	-	19,419.56
15/10/2019	Stock Purchase	Net settlement for rebalance 19447 settling on 15/10/2019	-319.71	-	19,099.85
15/10/2019	Income	MBLHB Dividend	-	44.94	19,144.79
16/10/2019	Stock Purchase	Net settlement for rebalance 19464 settling on 16/10/2019	-319.68	-	18,825.11
22/10/2019	Stock Purchase	Net settlement for rebalance 19520 settling on 22/10/2019	-426.50	-	18,398.61
01/11/2019	Interest Receipt	Monthly Interest	-	13.63	18,412.24
11/11/2019	Advice Fee	Ongoing advice Fees for the month ended 31 Oct 2019	-147.31	-	18,264.93
11/11/2019	Portfolio Fee	Non advice Fees for the month ended 31 Oct 2019	-79.40	-	18,185.53
13/11/2019	Stock Purchase	CBAAZ Placement	-9,300.00	-	8,885.53
15/11/2019	Income	NABHA Dividend	-	117.29	9,002.82
02/12/2019	Interest Receipt	Monthly Interest	-	8.42	9,011.24

**MAIN CASH ACCOUNT continued**

Date	Transaction	Narration	Withdrawal	Deposit	Balance
			\$	\$	\$
10/12/2019	Income	MQGPD Dividend	-	49.44	9,060.68
11/12/2019	Advice Fee	Ongoing advice Fees for the month ended 30 Nov 2019	-147.26	-	8,913.42
11/12/2019	Portfolio Fee	Non advice Fees for the month ended 30 Nov 2019	-79.38	-	8,834.04
12/12/2019	Stock Purchase	Net settlement for rebalance 19925 settling on 12/12/2019	-1,573.15	-	7,260.89
13/12/2019	Stock Purchase	Net settlement for rebalance 19936 settling on 13/12/2019	-1,129.12	-	6,131.77
16/12/2019	Income	CBAPG Dividend	-	66.56	6,198.33
16/12/2019	Income	CBAPF Dividend	-	93.02	6,291.35
16/12/2019	Income	CBAPH Dividend	-	136.36	6,427.71
16/12/2019	Income	CBAPD Dividend	-	143.63	6,571.34
16/12/2019	Income	CBAPD Dividend	-	151.26	6,722.60
16/12/2019	Income	MQGPC Dividend	-	189.67	6,912.27
16/12/2019	Stock Sell	Cash Takeover/Scheme of Arrangement on IANG	-	14,300.00	21,212.27
16/12/2019	Income	IANG Dividend	-	138.08	21,350.35
17/12/2019	Income	NABPF Dividend	-	148.53	21,498.88
17/12/2019	Income	NABPB Dividend	-	172.04	21,670.92
18/12/2019	Income	WBCPI Dividend	-	173.70	21,844.62
19/12/2019	Stock Purchase	Net settlement for rebalance 19980 settling on 19/12/2019	-8,604.68	-	13,239.94
20/12/2019	Stock Purchase	Net settlement for rebalance 19996 settling on 20/12/2019	-1,341.52	-	11,898.42
20/12/2019	Income	ANZPH Dividend	-	36.21	11,934.63
20/12/2019	Income	ANZPG Dividend	-	190.77	12,125.40
23/12/2019	Stock Purchase	Net settlement for rebalance 20006 settling on 23/12/2019	-2,264.65	-	9,860.75
23/12/2019	Income	WBCPE Dividend	-	32.56	9,893.31
23/12/2019	Income	WBCPH Dividend	-	48.12	9,941.43



01 Jul 2019 to 30 Jun 2020

**MAIN CASH ACCOUNT continued**

Date	Transaction	Narration	Withdrawal	Deposit	Balance
			\$	\$	\$
23/12/2019	Income	WBCPF Dividend	-	152.69	10,094.12
23/12/2019	Income	NABPC Dividend	-	165.66	10,259.78
24/12/2019	Stock Purchase	Net settlement for rebalance 20013 settling on 24/12/2019	-1,664.49	-	8,595.29
30/12/2019	Income	WBCPG Dividend	-	187.37	8,782.66
01/01/2020	Interest Receipt	Monthly Interest	-	6.88	8,789.54
07/01/2020	Income	NABPD Dividend	-	158.60	8,948.14
13/01/2020	Advice Fee	Ongoing advice Fees for the month ended 31 Dec 2019	-147.25	-	8,800.89
13/01/2020	Portfolio Fee	Non advice Fees for the month ended 31 Dec 2019	-79.38	-	8,721.51
15/01/2020	Income	MBLHB Dividend	-	40.49	8,762.00
03/02/2020	Interest Receipt	Monthly Interest	-	5.93	8,767.93
07/02/2020	Portfolio Fee	Non advice Fees for the month ended 31 Jan 2020	-79.62	-	8,688.31
17/02/2020	Income	NABHA Dividend	-	114.59	8,802.90
02/03/2020	Income	ANZPD Dividend	-	116.05	8,918.95
02/03/2020	Interest Receipt	Monthly Interest	-	5.37	8,924.32
10/03/2020	Portfolio Fee	Non advice Fees for the month ended 29 Feb 2020	-79.74	-	8,844.58
10/03/2020	Income	MQGPD Dividend	-	55.76	8,900.34
16/03/2020	Income	CBAPG Dividend	-	77.96	8,978.30
16/03/2020	Income	CBAPI Dividend	-	98.31	9,076.61
16/03/2020	Income	CBAPF Dividend	-	105.44	9,182.05
16/03/2020	Income	CBAPH Dividend	-	132.31	9,314.36
16/03/2020	Income	CBAPE Dividend	-	140.41	9,454.77
16/03/2020	Income	CBAPD Dividend	-	145.75	9,600.52
16/03/2020	Income	MQGPC Dividend	-	184.40	9,784.92
17/03/2020	Income	NABPF Dividend	-	144.53	9,929.45
17/03/2020	Income	NABPB Dividend	-	166.59	10,096.04
17/03/2020	Income	MQGPB Dividend	-	264.96	10,361.00

7-89

01 Jul 2019 to 30 Jun 2020

**MAIN CASH ACCOUNT continued**

Date	Transaction	Narration	Withdrawal	Deposit	Balance
			\$	\$	\$
18/03/2020	Income	WBCPI Dividend	-	170.61	10,531.61
20/03/2020	Income	ANZPH Dividend	-	51.53	10,583.14
20/03/2020	Income	ANZPG Dividend	-	190.58	10,773.72
23/03/2020	Income	WBCPE Dividend	-	32.59	10,806.31
23/03/2020	Income	WBCPH Dividend	-	59.71	10,866.02
23/03/2020	Income	WBCPF Dividend	-	152.90	11,018.92
23/03/2020	Income	NABPC Dividend	-	165.94	11,184.86
23/03/2020	Stock Sell	Compulsory acquisition: A\$100.00 for each NABPC held	-	21,500.00	32,684.86
24/03/2020	Stock Sell	Compulsory acquisition: MBLPA resold for A\$100 each	-	12,100.00	44,784.86
24/03/2020	Income	MBLPA Dividend	-	222.94	45,007.80
30/03/2020	Stock Purchase	Net settlement for rebalance 20692 settling on 30/03/2020	-4,696.84	-	40,310.96
30/03/2020	Income	WBPCG Dividend	-	186.96	40,497.92
31/03/2020	Stock Purchase	Net settlement for rebalance 20704 settling on 31/03/2020	-9,556.75	-	30,941.17
01/04/2020	Interest Receipt	Monthly Interest	-	6.57	30,947.74
02/04/2020	Stock Purchase	Net settlement for rebalance 20730 settling on 02/04/2020	-5,960.06	-	24,987.68
03/04/2020	Stock Purchase	Net settlement for rebalance 20740 settling on 03/04/2020	-1,239.88	-	23,747.80
03/04/2020	Portfolio Fee	Expense recovery	-65.00	-	23,682.80
07/04/2020	Stock Purchase	Net settlement for rebalance 20763 settling on 07/04/2020	-2,573.81	-	21,108.99
07/04/2020	Income	NABPD Dividend	-	160.67	21,269.66
08/04/2020	Stock Purchase	Net settlement for rebalance 20776 settling on 08/04/2020	-2,093.99	-	19,175.67
08/04/2020	Portfolio Fee	Non advice Fees for the month ended 31 Mar 2020	-75.61	-	19,100.06
09/04/2020	Stock Purchase	Net settlement for rebalance 20791 settling on 09/04/2020	-2,906.37	-	16,193.69

01 Jul 2019 to 30 Jun 2020

791

**MAIN CASH ACCOUNT continued**

Date	Transaction	Narration	Withdrawal	Deposit	Balance
			\$	\$	\$
14/04/2020	Stock Purchase	Net settlement for rebalance 20800 settling on 14/04/2020	-1,732.80	-	14,460.89
15/04/2020	Internal Transfer Out	Transfer to Pending Withdrawal Account for payment once the sale of securities has settled (Pay Ref 1285214192)	-100,000.00	-	-85,539.11
15/04/2020	Income	MBLHB Dividend	-	40.68	-85,498.43
15/04/2020	Stock Sell	Final redemption: A\$0.001 per MBLHB held	-	0.63	-85,497.80
15/04/2020	Capital Return	Return of capital: A\$99.99 per MBLHB held	-	6,299.37	-79,198.43
21/04/2020	Stock Sell	Net settlement for rebalance 20857 settling on 21/04/2020	-	93,644.06	14,445.63
22/04/2020	Internal Transfer In	Transfer from Pending Withdrawals account to fund payment (Pay Ref 1285214192)	-	100,000.00	114,445.63
22/04/2020	Withdrawal	Withdrawal from the SMA, paid via Direct Entry, (Ref=1285214192)	-100,000.00	-	14,445.63
24/04/2020	Stock Sell	Net settlement for rebalance 20886 settling on 24/04/2020	-	210,629.20	225,074.83
24/04/2020	Interest Receipt	Interest paid on closure of account	-	5.14	225,079.97
24/04/2020	Portfolio Fee	Non advice Fees charged on closure of account	-58.97	-	225,021.00
29/04/2020	Stock Sell	Net settlement for rebalance 20916 settling on 29/04/2020	-	11,387.67	236,408.67
30/04/2020	Internal Transfer Out	Closure Payout, transfer to pending withdrawal account in preparation for payment (Pay Ref 1285517544)	-236,408.67	-	-
30/04/2020	Internal Transfer In	Transfer from Pending Withdrawals account to fund payment (Pay Ref 1285517544)	-	236,408.67	236,408.67
30/04/2020	Withdrawal	Withdrawal from the SMA, paid via Direct Entry, (Ref=1285517544)	-236,408.67	-	-
		Opening balance	\$		Closing balance
		152,122.76	\$	873,273.66	\$
		-1,025,396.42	\$		

**MAIN CASH ACCOUNT summary**

**PENDING WITHDRAWALS**

Date	Transaction	Narration	Withdrawal	Deposit	Balance
			\$	\$	\$
01/07/2019	Opening Balance		-	-	-
15/04/2020	Internal Transfer In	(Withdrawal) Transfer from Cash Account in preparation for payment once the sale of securities has settled (Pay Ref 1285214192)	-	100,000.00	100,000.00
22/04/2020	Internal Transfer Out	Transfer to Main Cash account to fund payment (Pay Ref 1285214192)	-100,000.00	-	-
30/04/2020	Internal Transfer In	(Closure Payout) transfer from cash account in preparation for payment (Pay Ref 1285517544)	-	236,408.67	236,408.67
30/04/2020	Internal Transfer Out	Transfer to Main Cash account to fund payment (Pay Ref 1285517544)	-236,408.67	-	-
PENDING WITHDRAWALS summary			Opening balance	Deposits	Closing balance
			\$ -	\$ 336,408.67	\$ -
			Withdrawals		
			\$ -336,408.67		

---

## Important notices

### General notices

#### **This report is NOT intended to be advice**

The information provided on this report is not intended to influence any person in making a decision in relation to a particular financial product, class of financial products, or any interest in either. Taxation is only one of the matters that must be considered when making a decision in relation to a financial product. However, to the extent that advice is provided on this report, it does not take into account any person's particular objectives, financial situation or needs. These should be considered to determine the appropriateness of the advice, before acting on it.





**Australian Government**  
**Australian Taxation Office**

**Agent** AR QUAYLE & CO  
**Client** THE TRUSTEE FOR PEATE  
 SUPERANNUATION FUND  
**ABN** 52 776 514 146  
**TFN**

## Income tax 551

<b>Date generated</b>	01/11/2021
<b>Overdue</b>	\$0.00
<b>Not yet due</b>	\$0.00
<b>Balance</b>	\$0.00

## Transactions

2 results found - from **01 November 2019** to **01 November 2021** sorted by **processed date** ordered **newest to oldest**

Processed date	Effective date	Description	Debit (DR)	Credit (CR)	Balance
28 Feb 2020	4 Mar 2020	EFT refund for Income Tax for the period from 01 Jul 18 to 30 Jun 19	\$3,327.25		\$0.00
28 Feb 2020	28 Feb 2020	Tax return Self Man Superfund - Income Tax for the period from 01 Jul 18 to 30 Jun 19		\$3,327.25	\$3,327.25 CR





## ENGAGEMENT LETTER

To: The Trustees, The Peate Superannuation Fund

### Scope

You have requested that we audit the financial report of the Peate Superannuation Fund, which comprises the balance sheet as at 30 June 2020, and the income statement for the year then ended a summary of significant accounting policies, other explanatory notes and the trustees' declaration. We are pleased to confirm our acceptance and our understanding of this engagement by means of this letter. Our audit will be conducted with the objective of expressing an opinion on the financial report and compliance with the *Superannuation Industry Supervisory Act 1993*.

We will conduct our audit in accordance with Australian Auditing Standards. Those Auditing Standards require that we comply with relevant ethical requirements relating to audit engagements and plan and perform the audit to obtain reasonable assurance whether the financial report is free from material misstatement. An audit involves performing audit procedures to obtain audit evidence about the amounts and disclosures in the financial report. The procedures selected depend on the auditor's judgement, including the assessment of the risks of material misstatement of the financial report, whether due to fraud or error. An audit also includes evaluating the appropriateness of the financial reporting framework, accounting policies used and the reasonableness of accounting estimates made by the Trustees, as well as evaluating the overall presentation of the financial report.

Because of the test nature and other inherent limitations of an audit, together with the inherent limitations of any accounting and internal control system, there is an unavoidable risk that even some material misstatements may remain undiscovered. In making our risk assessments, we consider internal control relevant to the entity's preparation of the financial report in order to design audit procedures that are appropriate in the circumstances, but not for the purpose of expressing an opinion on the effectiveness of the entity's internal control.

We take this opportunity to remind you that the responsibility for the preparation and fair presentation of the financial report in accordance with Australian Accounting Standards (including the Australian Accounting Interpretations) and the *Superannuation Industry Supervisory Act 1993* is that of the trustees. Our auditor's report will explain that the trustees are responsible for the preparation and the fair presentation of the financial report in accordance with the applicable financial reporting framework and this responsibility includes:

- designing, implementing and maintaining internal control relevant to the preparation of a financial report that is free from misstatement, whether due to fraud or error;
- selecting and applying appropriate accounting policies; and
- making accounting estimates that are reasonable in the circumstances.

As part of our audit process, we will request from the trustees written confirmation concerning representations made to us in connection with the audit.

### **Other Matters under the *Corporations Act 2001***

#### *Independence*

We confirm that, to the best of our knowledge and belief, we currently meet the independence requirements of the *Corporations Act 2001* in relation to the audit of the financial report. In conducting our audit of the financial report, should we become aware that we have contravened the independence requirements of the *Corporations Act 2001*, we shall notify you on a timely basis.

We look forward to your full cooperation and make available to us whatever records, documentation and other information we request in connection with our audit.

Please sign and return the attached copy of this letter to indicate that it is in accordance with your understanding of the arrangements for our audit of the financial report.

Yours faithfully,

---

A.W. Boys  
SAN: 100014140  
Registered Company Auditor 67793

Acknowledged on behalf of the Peate Superannuation Fund by



---

Roger Peate - Trustee  
20<sup>th</sup> June 2021

# **Audit Representation Letter from Trustee(s)**

## **The Peate Superannuation Fund**

**Year ended 30 June 2020**

To the auditor,

Dear Sir,

With respect to the audit of the financial statements of the above mentioned fund for the year ended stated, the following representations are made which are true and correct to the best of my (our) knowledge and belief that will address the necessary compliance requirements of the *Superannuation Industry (Supervision) Act 1993*.

### **Preparation of the ATO Income Tax & Regulatory Return**

The information disclosed in the annual return is complete and accurate.

### **Sole Purpose of the Fund**

The sole purpose of the Fund is to provide retirement and/or death benefits to its members and/or beneficiaries.

### **Accounting Policies**

All the significant accounting policies of the Fund are adequately described in the Financial Statements and the Notes thereto. These policies are consistently applied unless specifically noted in the Financial Statements and Notes.

### **Fund Books/Records/Minutes**

All financial books, records and relevant material relating to the transactions and activities of the Fund have been made available to you, including minutes of the Trustees' meetings, the Trust Deed (as amended) and the Rules of the Fund. The Financial Statements accurately disclose the Revenue and Expenses and the full extent of the Assets and Liabilities of the Fund.

### **Asset Form**

The assets of the Fund are being held in an acceptable form suitable for the benefit of the members of the Fund, and have been stated at their net market value.

### **Ownership and Pledging of Assets**

1. The Fund has satisfactory title to all assets shown in the Financial Statements
2. Investments are registered in the name of the Peate Superannuation Fund
3. No assets of the Fund have been pledged to secure liabilities of the Fund or of any other fund or entity.

**Investments**

1. Investments are carried in the books at their net market value.
2. Amounts stated are considered reasonable in the current market condition, and there has not been any permanent diminution in their value below the amounts recorded in the Financial Statements.
3. There are no commitments, fixed or contingent, for the purchase or sale of long term investments.
4. Investment transactions and investments held are in accordance with the Investment Strategy, which has been determined with due regard to risk, return, liquidity and diversity.
5. The Trustee(s) have complied with all the Investment Standards stipulated in the Regulations relating to the SIS Act as amended.

**Trust Deed Amendments**

All amendments (if any) to the Trust Deed were made in order for the Fund to comply with the SIS Act, Regulations and any other applicable legislation relating to the operation and governance of the Fund.

**Governing Rules**

The Fund is being conducted in accordance with its Trust Deed and Governing Rules.

**Legislative Requirements**

The Fund is being conducted in accordance with the *Superannuation Industry (Supervision) Act 1993*, and the Regulations of the said Act. Including minimum pension payments to members entitled to receive a pension.

**Contributions**

The Trustees confirm the contributions, if any, received by the fund are within the limits imposed by the legislation, taking into account contributions paid by the members to other superannuation funds. Correspondence from the member(s) has been received and recorded by the trustees for all contributions from the member(s).

**Use of Assets**

All assets of the Fund have been acquired and used for the sole purpose of generating retirement benefits in accordance with the *Superannuation Industry (Supervision) Act 1993*, the Trust Deed of the Fund and the Investment Strategy of the Fund.

**Pension Payments and Withdrawal of Funds**

All pension payments (if any) and all withdrawal of funds from the accounts of the Fund have been made in accordance with statutory limitations imposed by legislation governing the Fund and all withdrawals of funds have been in accordance with the *Superannuation (Supervision) Act 1993*.

**Trustee Responsibilities**

The Trustees are aware of their responsibilities and obligations to the Members and the various regulatory bodies that govern, administer and enforce respective applicable legislation.

**Trustee Covenants**

The Trustee(s) have complied with all the Trustee Covenants set out in section 52 of the *Superannuation (Supervision) Act 1993*.

**Legal Matters**

The Trustees confirm you have been advised of all significant legal matters, and that the probability of any material revenue or expenses arising from such legal matters has been adequately accounted for, and been appropriately disclosed in the financial report.

**Related Parties**

All related party transactions have been brought to your attention.

**Disqualified person not to act as a Trustee**

There is no reason why any Trustee should be prohibited from acting as a Trustee of this Superannuation Fund.

**Information to Members**

Information relating to the transactions and activities of the Fund has been supplied in a timely manner.

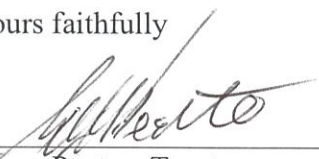
**Meetings**

Meetings have been conducted in accordance with the Trust Deed and the requirements of the SIS Act. Resolutions and issues on which the Trustee(s) have voted, or on which they were required to vote have been passed by at least a 2/3rds majority of the Trustees.

**Subsequent Events**

Since the end of the financial year stated in the Financial Statements till the date of this letter, there have been no events or transactions that would have a material effect upon the Fund either financially or operationally.

Yours faithfully




---

Roger Peate – Trustee  
18<sup>th</sup> June 2021



**MINUTES OF A MEETING OF TRUSTEES OF THE PEATE SUPERANNUATION FUND, HELD AT APPT. 1202/133 CENTRAL ROAD, NUNAWADING, VIC. 3131 ON THE 12<sup>TH</sup> JUNE 2021.**

---

**PRESENT:** Roger Peate (Chairperson)

**MINUTES:** The minutes of the previous trustee meeting were read and confirmed as being a true and accurate record of that meeting.

**ANNUAL ACCOUNTS:** The following were tabled:

- (a) The Special Purpose Financial Statement for the year ended 30<sup>th</sup> June 2020,
- (b) Trustees Statement with respect to the results of the fund for the year ended 30<sup>th</sup> June 2020 and the state of affairs at that date, and
- (c) Statement of Members Funds as at 30<sup>th</sup> June 2020.

After full consideration, the Trustees formed the opinion that the requirements of the Superannuation Industry (Supervision) Act 1993, hereafter referred to as SIS, regarding the preparation of accounts of the fund, the Trustees Statement and reporting of members funds had been complied with.

It was resolved that the Trustees Statement submitted to the meeting be approved and signed by the Trustees.

**INVESTMENT STRATEGY:** The investment strategy as previously formulated was reviewed and the Trustees agreed that it still suited the Fund's position and investment requirements. It was therefore agreed that no change was necessary to the Investment Strategy.

**ANNUAL AUDIT:** It was resolved to appoint Super Audits Pty Ltd as the auditors of the fund for the 2020 financial year.

**CLOSURE:** There being no further business, the Meeting then closed.

Confirmed as a correct record

  
\_\_\_\_\_  
Roger Peate  
(Chairperson)





**MINUTES OF A MEETING OF TRUSTEES OF THE PEATE SUPERANNUATION FUND, HELD AT APPT 1202/133 CENTRAL ROAD, NUNAWADING, VIC. 3131 ON THE 25<sup>TH</sup> JUNE 2021**

---

**PRESENT:** Roger Peate (Chairperson)

**MINUTES:** The minutes of the previous trustee meeting were read and confirmed as being a true and accurate record of that meeting.

**ANNUAL ACCOUNTS:** The following were tabled:

(a) Audit Certificate from Super Audits Pty Ltd for the year ended 30<sup>th</sup> June 2020, and

After full consideration, the Trustees formed the opinion that the requirements of the Superannuation Industry (Supervision) Act 1993, hereafter referred to as SIS, regarding the audit of financial accounts and operations of the fund had been complied with.

**CLOSURE:** There being no further business, the Meeting then closed.

Confirmed as a correct record



Roger Peate  
(Chairperson)



July 7, 2020

Mr Roger Peate  
Appt 1202/133 Central Road  
**Nunawading Vic. 3131**

Dear Roger

We write to confirm that a total of \$236,119.00 in Pension payments have been paid to you in relation to the financial period 1 July 2019 to 30 June 2020.

Should you wish to discuss this matter in further detail, please do not hesitate to contact us.

Yours sincerely

Peate Superannuation Fund



---

Roger Peate

July 7, 2020

Mrs Natalie Peate  
Appt 1202/133 Central Road  
**Nunawading Vic. 3131**

Dear Natalie

We write to confirm that a total of \$230,118.00 in Pension payments have been paid to you in relation to the financial period 1 July 2019 to 30 June 2020.

Should you wish to discuss this matter in further detail, please do not hesitate to contact us.

Yours sincerely

Peate Superannuation Fund



Roger Peate

# The Peate Superannuation Fund

---

## Investment Strategy

### Objectives

The objectives of the fund are to:

- Provide superannuation benefits to members and their dependants to meet their retirement needs.
- Ensure that appropriate mixes of investments are held by the fund to support these needs.
- Ensure the fund has sufficient liquidity at all times to meet all commitments.
- Maximise the tax effectiveness of fund investments thereby delivering the best long term after tax return for members.

The Investment objective of the trustees is to aim to achieve real medium to longer-term growth. In recognition of the short term investment time frame of members the fund will have a low proportion of growth assets in the portfolio.

### Investment Choice

The Trustees have determined the fund's investments may include but not be limited to all or one of the following:

- Direct equities, stocks and derivatives including participation in dividend reinvestment programs and right issues, including the use of geared instalment warrants:
- Property trusts and associated investments:
- Managed investments and associated products:
- Direct residential, industrial and commercial property investment [including geared property investments purchased using allowable limited recourse borrowing arrangements]:
- Deposits and investments with banks and other financial institution securities including Term Deposits, Debentures, Secured and Unsecured Notes and Bonds:
- Any other investment that the trustees may feel prudent to achieve the objective of the fund.

The Trustee may from time to time decide to seek professional advice from Accountants, Solicitors or Financial Planners in the formulation or implementation of this or any future investment strategy.

In formulating this strategy the trustees have taken into consideration relevant features of the various investments in accordance with both the fund's objectives and appropriate legislation.

In drafting this investment strategy, the trustees have taken into account all of the circumstances of the fund, including:

- the risks and likely return associated with each investment;
- the range and diversity of investments held by the fund;

## The Peate Superannuation Fund

---

- any risks coming from limited diversification;
- the liquidity of the fund’s investments;
- the ages and preferences of its members;
- expected cash flow requirements; and
- the ability of the fund to meet its existing and prospective liabilities such as paying benefits to its members.

### Policies

The policies adopted by the Trustees in order to achieve these objectives are:

- Regular monitoring of the performance of the fund’s investments, the overall investment mix and the expected cash flow requirements of the fund.
- Re-balancing the fund’s investment portfolio due to changes in market conditions through asset sales and new investments as appropriate.

The Trustees will aim to follow the investment strategy, however, they will at all times reserve the right to change the investment mix depending on the market situation and opportunities available to better meet the objectives of the fund.

A copy of the Investment Strategy of the fund will be available to members of the fund on request.

### Risk profile and risk tolerance

The Fund has a short time horizon. Further the Members wish to have a conservative asset allocation thereby limiting volatility of returns.

Members understand

- the trade-off between investment risk and long term capital and income growth and have indicated capital preservation is a priority
- Investment risk is borne by the members, as fluctuations in investment returns will affect the level of benefits available to members.

### Insurance

The Trustees have considered whether the Fund should hold a contract of insurance for its members and concluded that Insurance is not appropriate as the members are at an age such that insurance is not available on a cost effective basis.

### Liquidity

The Members of the Peate Superannuation Fund are all in Pension phase and are currently drawing a Pension from the Fund. Accordingly, in light of the conservative Investment Strategy adopted by the Trustee, funds will be invested in Cash with a view to maintaining sufficient liquid funds in order to meet annual Pension requirements of the Members.

## The Peate Superannuation Fund

---

### Asset Allocation

The targeted asset allocation will recognise the need to have a diversified asset mix, however, given the short term investment horizon of the members, the allocation will have a capital preservation asset bias and be focused on preserving capital.

The final targeted asset allocation will be in the following ranges:

Growth Assets	Long term range	Current target
• Australian listed equities	10%-20%	10%
• SMA's	40%-70%	70%
<b>Defensive assets</b>		
• Cash and term deposits	0%-100%	20%
		<b>100%</b>




---

Roger Peate - Trustee  
15<sup>th</sup> July, 2020

