

Compliance Workpapers
The Battlers Super Fund
Financial Year - 2023



Fund Details

Fund Name	The Battlers Super Fund
Contact no	
Financial Year	2023
Established Date	26/08/2008
ABN	23 026 450 688
TFN	887412027
Trustee Type	Individual
Trustees	Kon Dimopoulos Tina Dimopoulos
ACN	

Statement of Financial Position

Assets	Qty	2023	2022	Change (\$)	Change (%)	
Investments	0.00	974,977.80	855,202.71	119,775.09	14.01	WP-1 WP-2 WP-3
Shares in Listed Companies	0.00	634,401.80	588,808.71	45,593.09	7.74	
Amcor PLC	2,500.00	37,150.00	45,100.00	-7,950.00	17.63	WP-1
AMP Limited	1,800.00	2,034.00	1,719.00	315.00	18.32	WP-1
ANZ Group Holdings Limited	1,467.00	34,782.57	30,291.25	4,491.32	14.83	WP-1 WP-2
Argo Investments Limited	7,092.00	62,125.92	62,409.60	-283.68	0.45	WP-1
Australian Foundation Investment Company Limited	10,000.00	70,700.00	75,100.00	-4,400.00	5.86	WP-1
Bendigo And Adelaide Bank Limited	3,128.00	26,869.52	28,370.96	-1,501.44	5.29	WP-1
BHP Group Limited	1,500.00	67,485.00	61,875.00	5,610.00	9.07	WP-1
Carlton Investments Limited	1,000.00	28,110.00	28,350.00	-240.00	0.85	WP-1
Coles Group Limited	1,500.00	27,630.00	26,715.00	915.00	3.43	WP-1
Commonwealth Bank Of Australia	240.00	24,064.80	21,691.20	2,373.60	10.94	WP-1
CSL Limited	190.00	52,702.20	51,121.40	1,580.80	3.09	WP-1
Elders Limited	499.00	3,283.42	6,282.41	-2,998.99	47.74	WP-1
Macquarie Group Limited	527.00	93,605.74	48,036.92	45,568.82	94.86	WP-1
National Australia Bank Limited	2,047.00	53,979.39	56,067.33	-2,087.94	3.72	WP-1
Westpac Banking Corporation	1,900.00	40,546.00	37,050.00	3,496.00	9.44	WP-1
Woodside Energy Group Limited	271.00	9,333.24	8,628.64	704.60	8.17	WP-1

Assets	Qty	2023	2022	Change (\$)	Change (%)	
Units In Listed Unit Trusts	0.00	340,576.00	266,394.00	74,182.00	27.85	
Betashares Global Sustainability Leaders ETF	7,500.00	95,325.00	79,275.00	16,050.00	20.25	WP-1
Centuria Industrial REIT	12,000.00	37,200.00	23,885.00	13,315.00	55.75	WP-1
Ishares Core S&P/ASX 200 ETF	300.00	8,751.00	0.00	8,751.00	100.00	WP-1
Vaneck MSCI Intl Small Companies Quality ETF	2,000.00	47,700.00	37,760.00	9,940.00	26.32	WP-1
Vaneck Vectors MSCI International Sustainable Equity ETF	2,500.00	75,950.00	65,600.00	10,350.00	15.78	WP-1
Vaneck Vectors MSCI World Ex Australia Quality ETF	1,700.00	75,650.00	59,874.00	15,776.00	26.35	WP-1
Other Assets	0.00	14,757.63	11,413.44	3,344.19	29.30	
Cash At Bank	0.00	4,431.82	2,105.80	2,326.02	110.46	
Adelaide Bank CMA	0.00	4,431.82	2,105.80	2,326.02	110.46	WP-1
Current Tax Assets	0.00	1,751.54	4,113.01	-2,361.47	57.41	WP-1 WP-2 WP-3
Foreign Tax Credits	0.00	629.65	583.02	46.63	8.00	
Units In Listed Unit Trusts	0.00	629.65	583.02	46.63	8.00	
Betashares Global Sustainability Leaders ETF	0.00	219.28	160.36	58.92	36.74	
Ishares Core S&P/ASX 200 ETF	0.00	0.37	0.00	0.37	100.00	
Vaneck MSCI Intl Small Companies Quality ETF	0.00	57.12	57.09	0.03	0.05	
Vaneck Vectors MSCI International Sustainable Equity ETF	0.00	212.80	268.67	-55.87	20.80	
Vaneck Vectors MSCI World Ex Australia Quality ETF	0.00	140.08	96.90	43.18	44.56	
Franking Credits	0.00	10,946.59	13,397.14	-2,450.55	18.29	

Assets	Qty	2023	2022	Change (\$)	Change (%)	
Shares in Listed Companies	0.00	10,875.83	13,397.14	-2,521.31	18.82	
AMP Limited	0.00	3.86	0.00	3.86	100.00	
ANZ Group Holdings Limited	0.00	889.54	836.79	52.75	6.30	
Argo Investments Limited	0.00	1,018.21	773.49	244.72	31.64	
Australian Foundation Investment Company Limited	0.00	1,071.43	1,028.57	42.86	4.17	
Bendigo And Adelaide Bank Limited	0.00	744.02	710.50	33.52	4.72	
BHP Group Limited	0.00	2,517.09	6,539.44	-4,022.35	61.51	
Carlton Investments Limited	0.00	458.57	347.14	111.43	32.10	
Coles Group Limited	0.00	424.29	392.14	32.15	8.20	
Commonwealth Bank Of Australia	0.00	432.00	385.71	46.29	12.00	
CSL Limited	0.00	14.32	6.81	7.51	110.28	
Elders Limited	0.00	32.73	27.38	5.35	19.54	
Macquarie Group Limited	0.00	417.94	249.74	168.20	67.35	
National Australia Bank Limited	0.00	1,324.70	1,114.15	210.55	18.90	
Westpac Banking Corporation	0.00	1,091.14	985.28	105.86	10.74	
Woodside Energy Group Limited	0.00	435.99	0.00	435.99	100.00	
Units In Listed Unit Trusts	0.00	70.76	0.00	70.76	100.00	
Ishares Core S&P/ASX 200 ETF	0.00	70.76	0.00	70.76	100.00	
Income Tax Instalments Paid	0.00	1,440.00	1,881.00	-441.00	23.44	WP-1
Provision for Income Tax	0.00	-11,264.70	-11,748.15	483.45	4.12	
Receivables	0.00	8,574.27	5,194.63	3,379.64	65.06	

Assets	Qty	2023	2022	Change (\$)	Change (%)	
Investment Income Receivable	0.00	8,574.27	5,194.63	3,379.64	65.06	
Distributions	0.00	8,574.27	5,194.63	3,379.64	65.06	
Units In Listed Unit Trusts	0.00	8,574.27	5,194.63	3,379.64	65.06	
Betashares Global Sustainability Leaders ETF	0.00	4,274.12	2,012.01	2,262.11	112.43	
Centuria Industrial REIT	0.00	480.00	367.62	112.38	30.57	
Ishares Core S&P/ASX 200 ETF	0.00	40.15	0.00	40.15	100.00	
Vaneck MSCI Intl Small Companies Quality ETF	0.00	280.00	460.00	-180.00	39.13	
Vaneck Vectors MSCI International Sustainable Equity ETF	0.00	2,650.00	1,675.00	975.00	58.21	
Vaneck Vectors MSCI World Ex Australia Quality ETF	0.00	850.00	680.00	170.00	25.00	
Total Assets	0.00	989,735.43	866,616.15	123,119.28	14.21	

Liabilities	Qty	2023	2022	Change (\$)	Change (%)	
Other Taxes Payable	0.00	0.00	470.00	-470.00	100.00	
Activity Statement Payable/Refundable	0.00	0.00	470.00	-470.00	100.00	
Total Liabilities	0.00	0.00	470.00	-470.00	100.00	

Member Entitlements	Qty	2023	2022	Change (\$)	Change (%)	
Member Entitlement Accounts	0.00	989,735.43	866,146.15	123,589.28	14.27	WP-1 WP-2
Mr Kon Dimopoulos	0.00	989,735.43	866,146.15	123,589.28	14.27	
Accumulation	0.00	989,735.43	866,146.15	123,589.28	14.27	
Total Member Entitlements	0.00	989,735.43	866,146.15	123,589.28	14.27	

Operating Statement

Income	2023	2022	Change (\$)	Change (%)	
Investment Gains	57,949.61	-76,879.84	134,829.45	175.38	
Increase in Market Value	57,949.61	-76,879.84	134,829.45	175.38	WP-1
Shares in Listed Companies	3,086.61	-32,653.62	35,740.23	109.45	
Amcor PLC	-7,950.00	7,275.00	-15,225.00	209.28	
AMP Limited	315.00	-306.00	621.00	202.94	
ANZ Group Holdings Limited	2,752.52	-8,415.00	11,167.52	132.71	
Argo Investments Limited	-283.68	-1,313.28	1,029.60	78.40	
Australian Foundation Investment Company Limited	-4,400.00	-3,100.00	-1,300.00	41.94	
Bendigo And Adelaide Bank Limited	-1,501.44	-4,441.76	2,940.32	66.20	
BHP Group Limited	5,610.00	-10,980.00	16,590.00	151.09	
Carlton Investments Limited	-240.00	-1,660.00	1,420.00	85.54	
Coles Group Limited	915.00	1,080.00	-165.00	15.28	
Commonwealth Bank Of Australia	2,373.60	-2,277.60	4,651.20	204.21	
CSL Limited	1,580.80	-550.77	2,131.57	387.02	
Elders Limited	-2,998.99	518.96	-3,517.95	677.88	
Macquarie Group Limited	4,801.14	547.16	4,253.98	777.47	
National Australia Bank Limited	-2,087.94	2,394.99	-4,482.93	187.18	
Westpac Banking Corporation	3,496.00	-11,989.00	15,485.00	129.16	
Woodside Energy Group Limited	704.60	563.68	140.92	25.00	
Units In Listed Unit Trusts	54,863.00	-44,226.22	99,089.22	224.05	

Income	2023	2022	Change (\$)	Change (%)	
Betashares Global Sustainability Leaders ETF	16,050.00	-15,922.66	31,972.66	200.80	
Centuria Industrial REIT	2,697.00	-6,879.73	9,576.73	139.20	
Ishares Core S&P/ASX 200 ETF	50.00	0.00	50.00	100.00	
Vaneck MSCI Intl Small Companies Quality ETF	9,940.00	-8,248.83	18,188.83	220.50	
Vaneck Vectors MSCI International Sustainable Equity ETF	10,350.00	-6,375.00	16,725.00	262.35	
Vaneck Vectors MSCI World Ex Australia Quality ETF	15,776.00	-6,800.00	22,576.00	332.00	
Investment Income	51,396.57	54,398.77	-3,002.20	5.52	WP-1 WP-2
Distributions	10,991.18	6,653.17	4,338.01	65.20	WP-1
Units In Listed Unit Trusts	10,991.18	6,653.17	4,338.01	65.20	
Betashares Global Sustainability Leaders ETF	4,744.29	2,312.63	2,431.66	105.15	WP-1
Centuria Industrial REIT	1,780.01	1,102.88	677.13	61.40	WP-1
Ishares Core S&P/ASX 200 ETF	276.88	0.00	276.88	100.00	WP-1
Vaneck MSCI Intl Small Companies Quality ETF	337.12	517.09	-179.97	34.80	WP-1
Vaneck Vectors MSCI International Sustainable Equity ETF	2,862.80	1,943.67	919.13	47.29	WP-1
Vaneck Vectors MSCI World Ex Australia Quality ETF	990.08	776.90	213.18	27.44	WP-1
Dividends	38,538.41	46,073.39	-7,534.98	16.35	
Shares in Listed Companies	38,538.41	46,073.39	-7,534.98	16.35	
AMP Limited	48.86	0.00	48.86	100.00	
ANZ Group Holdings Limited	2,965.12	2,789.29	175.83	6.30	
Argo Investments Limited	3,394.03	2,578.29	815.74	31.64	

Income	2023	2022	Change (\$)	Change (%)	
Australian Foundation Investment Company Limited	3,571.43	3,428.57	142.86	4.17	
Bendigo And Adelaide Bank Limited	2,480.06	2,368.34	111.72	4.72	
BHP Group Limited	8,390.30	21,798.15	-13,407.85	61.51	
Carlton Investments Limited	1,528.57	1,157.14	371.43	32.10	
Coles Group Limited	1,414.29	1,307.14	107.15	8.20	
Commonwealth Bank Of Australia	1,440.00	1,285.71	154.29	12.00	
CSL Limited	656.48	379.22	277.26	73.11	
Elders Limited	287.22	276.88	10.34	3.73	
Macquarie Group Limited	2,855.94	1,706.54	1,149.40	67.35	WP-1
National Australia Bank Limited	4,415.67	3,713.84	701.83	18.90	
Westpac Banking Corporation	3,637.14	3,284.28	352.86	10.74	
Woodside Energy Group Limited	1,453.30	0.00	1,453.30	100.00	
Foreign Income	1,810.75	1,636.75	174.00	10.63	
Foreign Dividend	1,810.75	1,636.75	174.00	10.63	
Shares in Listed Companies	1,810.75	1,636.75	174.00	10.63	
Amcor PLC	1,810.75	1,636.75	174.00	10.63	
Interest	56.23	35.46	20.77	58.57	
Cash At Bank	56.23	35.46	20.77	58.57	
Adelaide Bank CMA	56.23	35.46	20.77	58.57	WP-1
Member Receipts	27,500.00	27,500.00	0.00	0.00	

Income	2023	2022	Change (\$)	Change (%)	
Contributions	27,500.00	27,500.00	0.00	0.00	WP-1 WP-2
Member	27,500.00	27,500.00	0.00	0.00	
Personal Concessional	27,500.00	27,500.00	0.00	0.00	
Mr Kon Dimopoulos	27,500.00	27,500.00	0.00	0.00	
Total Income	136,846.18	5,018.93	131,827.25	2,626.60	
Expenses	2023	2022	Change (\$)	Change (%)	
Other Expenses	1,992.20	1,937.20	55.00	2.84	
Accountancy Fee	1,732.50	1,430.00	302.50	21.15	WP-1
Bank Fees	0.70	0.70	0.00	0.00	WP-1
Cash At Bank	0.70	0.70	0.00	0.00	
Adelaide Bank CMA	0.70	0.70	0.00	0.00	
Investment Management Fee	0.00	247.50	-247.50	100.00	
SMSF Supervisory Levy	259.00	259.00	0.00	0.00	
Total Expenses	1,992.20	1,937.20	55.00	2.84	
Income Tax	2023	2022	Change (\$)	Change (%)	
Income Tax Expense	11,264.70	11,748.15	-483.45	4.12	WP-1 WP-2
Income Tax Expense	11,264.70	11,748.15	-483.45	4.12	
Total Income Tax	11,264.70	11,748.15	-483.45	4.12	
Net Profit(Loss) Total	123,589.28	-8,666.42			

Market Value

Current Status : Good to Go Prior Status : N/A					Prepared By : N/A	Reviewed By : N/A
Security Code	Security Name	Source Price	Units	Market Price	Market Value	
SECURITY						
AFI	Australian Foundation Investment Company Limited	7.07	10,000.00	7.07	70,700.00	
AMC	Amcor PLC	14.86	2,500.00	14.86	37,150.00	
AMP	AMP Limited	1.13	1,800.00	1.13	2,034.00	
ANZ	ANZ Group Holdings Limited	23.71	1,467.00	23.71	34,782.57	
ARG	Argo Investments Limited	8.76	7,092.00	8.76	62,125.92	
BEN	Bendigo And Adelaide Bank Limited	8.59	3,128.00	8.59	26,869.52	
BHP	BHP Group Limited	44.99	1,500.00	44.99	67,485.00	
CBA	Commonwealth Bank Of Australia	100.27	240.00	100.27	24,064.80	
CIN	Carlton Investments Limited	28.11	1,000.00	28.11	28,110.00	
CIP	Centuria Industrial REIT	3.10	12,000.00	3.10	37,200.00	
COL	Coles Group Limited	18.42	1,500.00	18.42	27,630.00	
CSL	CSL Limited	277.38	190.00	277.38	52,702.20	
ELD	Elders Limited	6.58	499.00	6.58	3,283.42	
ESGI	Vaneck Vectors MSCI International Sustainable Equity ETF	30.38	2,500.00	30.38	75,950.00	
ETHI	Betashares Global Sustainability Leaders ETF	12.71	7,500.00	12.71	95,325.00	
IOZ	Ishares Core S&P/ASX 200 ETF	29.17	300.00	29.17	8,751.00	

				Current Status : Good to Go Prior Status : N/A		Prepared By : N/A	Reviewed By : N/A
	MQG	Macquarie Group Limited	177.62	527.00	177.62	93,605.74	
	NAB	National Australia Bank Limited	26.37	2,047.00	26.37	53,979.39	
	QSML	Vaneck MSCI Intl Small Companies Quality ETF	23.85	2,000.00	23.85	47,700.00	
	QUAL	Vaneck Vectors MSCI World Ex Australia Quality ETF	44.50	1,700.00	44.50	75,650.00	
	WBC	Westpac Banking Corporation	21.34	1,900.00	21.34	40,546.00	
	WDS	Woodside Energy Group Limited	34.44	271.00	34.44	9,333.24	

Lump Sum Payment - Good to Go

Great news! After review there is nothing that requires your attention.

Preservation Components

						Current Status : Good to Go Prior Status : N/A		Prepared By : N/A	Reviewed By : N/A
			Prior Year			Current Year			
Account Name	Account Type	Preserved Amount	Restricted Non-Preserved Amount	Unrestricted Non-Preserved Amount	Preserved Amount	Restricted Non-Preserved Amount	Unrestricted Non-Preserved Amount		
Mr Kon Dimopoulos (Age: 64 at 30/06/2023)									
Accumulation	Accumulation	857,550.70	0.00	8,595.45	981,139.98	0.00	8,595.45		

Tax Component Verification (Accumulation)

		Current Status : Good to Go Prior Status : N/A	Prepared By : N/A	Reviewed By : N/A
	Account Name		Prior Year Tax Free Amount	Current Year Tax Free Amount
Mr Kon Dimopoulos (Age: 64 at 30/06/2023)				
	Accumulation		588,060.00	588,060.00

Work Test - Good to Go

Great news! After review there is nothing that requires your attention.

Contribution Cap Limit

		Current Status : Good to Go Prior Status : N/A	Prepared By : N/A	Reviewed By : N/A
	Current Year Contributions		Concessional	Non-Concessional
Mr Kon Dimopoulos				
Date of Birth: 29/06/1959 (Age: 63 at 30/06/2023)				
	Caps		27,500.00	110,000.00
	Cumulative available unused cap		0.00	0.00
	Maximum cap available		27,500.00	110,000.00
	Contributions made (to this fund)		27,500.00	0.00
	Contributions made (to other fund)		0.00	0.00
	Contributions as allocated		27,500.00	0.00
	Amount above caps		0.00	0.00






Negative Balance - Good to Go

Great news! After review there is nothing that requires your attention.

Contra Bank Entries

				Current Status : Good to Go Prior Status : Warning		Prepared By : N/A	Reviewed By : N/A
	Date	Description	Debits	Credits	Balance		
Adelaide Bank CMA							
🚩	22/01/2023	BPAY TAX OFFICE PAYMENTS	480.00	0.00	1,544.72		
🚩	31/01/2023	Centuria Industr Dist	0.00	480.00	2,026.88		
🚩	03/04/2023	BPAY TAX OFFICE PAYMENTS	480.00	0.00	8,786.70		
🚩	28/04/2023	Centuria Industr Dist	0.00	480.00	8,536.17		

Income Comparison

					Current Status : Good to Go Prior Status : Warning	Prepared By : N/A	Reviewed By : N/A
	Date	Income Type	Total Income	Franking Credit	Estimated Income	Estimated Franking Credit	
ELD : Elders Limited (ASX:ELD)							
	16/12/2022	Dividend	139.72	17.97	139.72	17.96	
IOZ : Ishares Core S&P/ASX 200 ETF (ASX:IOZ)							
	06/01/2023	Distribution	55.55	0.00	55.55	17.71	
	06/04/2023	Distribution	110.05	0.00	110.05	43.60	
	30/06/2023	Distribution	40.15	0.00	40.15	9.79	
CIP : Centuria Industrial REIT (ASX:CIP)							
	05/08/2022	Distribution	0.01	0.00	0.00	0.00	

Benefits Paid to Member < 60 - Good to Go

Great news! After review there is nothing that requires your attention.

Retirement Condition - Good to Go

Great news! After review there is nothing that requires your attention.

Pension Limit - Not Applicable

The system did not find any data to process.

Tax Effective Allocation of Pension Payment (Member Level) - Not Applicable

The system did not find any data to process.

Preservation Components for Member above 65 - Not Applicable

The system did not find any data to process.

Tax Component Verification (Pension) - Not Applicable

The system did not find any data to process.

Tax Effective Allocation of Pension Payment (Pension Account Level) - Not Applicable

The system did not find any data to process.

General Ledger

Date	Description	Quantity	Debits	Credits	Balance
Member Receipts / Contributions / Member / Personal Concessional / Mr Kon Dimopoulos					
01/07/2022	Opening Balance	0.00	0.00	0.00	0.00
04/07/2022	Direct Credit Super Contribution KON DIMOPOULOS	0.00	0.00	20,000.00	20,000.00
05/07/2022	Direct Credit Super Contribution KON DIMOPOULOS	0.00	0.00	7,500.00	27,500.00
30/06/2023	Closing Balance	0.00	0.00	0.00	27,500.00
Investment Gains / Increase in Market Value / Shares in Listed Companies / Amcor PLC					
01/07/2022	Opening Balance	0.00	0.00	0.00	0.00
30/06/2023	Market Value Adjustment	0.00	7,950.00	0.00	7,950.00
30/06/2023	Closing Balance	0.00	0.00	0.00	7,950.00
Investment Gains / Increase in Market Value / Shares in Listed Companies / AMP Limited					
01/07/2022	Opening Balance	0.00	0.00	0.00	0.00
30/06/2023	Market Value Adjustment	0.00	0.00	315.00	315.00
30/06/2023	Closing Balance	0.00	0.00	0.00	315.00
Investment Gains / Increase in Market Value / Shares in Listed Companies / ANZ Group Holdings Limited					
01/07/2022	Opening Balance	0.00	0.00	0.00	0.00
30/06/2023	Market Value Adjustment	0.00	0.00	2,752.52	2,752.52
30/06/2023	Closing Balance	0.00	0.00	0.00	2,752.52
Investment Gains / Increase in Market Value / Shares in Listed Companies / Argo Investments Limited					

Date	Description	Quantity	Debits	Credits	Balance
01/07/2022	Opening Balance	0.00	0.00	0.00	0.00
30/06/2023	Market Value Adjustment	0.00	283.68	0.00	283.68
30/06/2023	Closing Balance	0.00	0.00	0.00	283.68
Investment Gains / Increase in Market Value / Shares in Listed Companies / Australian Foundation Investment Company Limited					
01/07/2022	Opening Balance	0.00	0.00	0.00	0.00
30/06/2023	Market Value Adjustment	0.00	4,400.00	0.00	4,400.00
30/06/2023	Closing Balance	0.00	0.00	0.00	4,400.00
Investment Gains / Increase in Market Value / Shares in Listed Companies / Bendigo And Adelaide Bank Limited					
01/07/2022	Opening Balance	0.00	0.00	0.00	0.00
30/06/2023	Market Value Adjustment	0.00	1,501.44	0.00	1,501.44
30/06/2023	Closing Balance	0.00	0.00	0.00	1,501.44
Investment Gains / Increase in Market Value / Shares in Listed Companies / BHP Group Limited					
01/07/2022	Opening Balance	0.00	0.00	0.00	0.00
30/06/2023	Market Value Adjustment	0.00	0.00	5,610.00	5,610.00
30/06/2023	Closing Balance	0.00	0.00	0.00	5,610.00
Investment Gains / Increase in Market Value / Shares in Listed Companies / Carlton Investments Limited					
01/07/2022	Opening Balance	0.00	0.00	0.00	0.00
30/06/2023	Market Value Adjustment	0.00	240.00	0.00	240.00
30/06/2023	Closing Balance	0.00	0.00	0.00	240.00
Investment Gains / Increase in Market Value / Shares in Listed Companies / Coles Group Limited					

Date	Description	Quantity	Debits	Credits	Balance
01/07/2022	Opening Balance	0.00	0.00	0.00	0.00
30/06/2023	Market Value Adjustment	0.00	0.00	915.00	915.00
30/06/2023	Closing Balance	0.00	0.00	0.00	915.00
Investment Gains / Increase in Market Value / Shares in Listed Companies / Commonwealth Bank Of Australia					
01/07/2022	Opening Balance	0.00	0.00	0.00	0.00
30/06/2023	Market Value Adjustment	0.00	0.00	2,373.60	2,373.60
30/06/2023	Closing Balance	0.00	0.00	0.00	2,373.60
Investment Gains / Increase in Market Value / Shares in Listed Companies / CSL Limited					
01/07/2022	Opening Balance	0.00	0.00	0.00	0.00
30/06/2023	Market Value Adjustment	0.00	0.00	1,580.80	1,580.80
30/06/2023	Closing Balance	0.00	0.00	0.00	1,580.80
Investment Gains / Increase in Market Value / Shares in Listed Companies / Elders Limited					
01/07/2022	Opening Balance	0.00	0.00	0.00	0.00
30/06/2023	Market Value Adjustment	0.00	2,998.99	0.00	2,998.99
30/06/2023	Closing Balance	0.00	0.00	0.00	2,998.99
Investment Gains / Increase in Market Value / Shares in Listed Companies / Macquarie Group Limited					
01/07/2022	Opening Balance	0.00	0.00	0.00	0.00
30/06/2023	Market Value Adjustment	0.00	0.00	4,801.14	4,801.14
30/06/2023	Closing Balance	0.00	0.00	0.00	4,801.14
Investment Gains / Increase in Market Value / Shares in Listed Companies / National Australia Bank Limited					

Date	Description	Quantity	Debits	Credits	Balance
01/07/2022	Opening Balance	0.00	0.00	0.00	0.00
30/06/2023	Market Value Adjustment	0.00	2,087.94	0.00	2,087.94
30/06/2023	Closing Balance	0.00	0.00	0.00	2,087.94
Investment Gains / Increase in Market Value / Shares in Listed Companies / Westpac Banking Corporation					
01/07/2022	Opening Balance	0.00	0.00	0.00	0.00
30/06/2023	Market Value Adjustment	0.00	0.00	3,496.00	3,496.00
30/06/2023	Closing Balance	0.00	0.00	0.00	3,496.00
Investment Gains / Increase in Market Value / Shares in Listed Companies / Woodside Energy Group Limited					
01/07/2022	Opening Balance	0.00	0.00	0.00	0.00
30/06/2023	Market Value Adjustment	0.00	0.00	704.60	704.60
30/06/2023	Closing Balance	0.00	0.00	0.00	704.60
Investment Gains / Increase in Market Value / Betashares Global Sustainability Leaders ETF					
01/07/2022	Opening Balance	0.00	0.00	0.00	0.00
30/06/2023	Market Value Adjustment	0.00	0.00	16,050.00	16,050.00
30/06/2023	Closing Balance	0.00	0.00	0.00	16,050.00
Investment Gains / Increase in Market Value / Centuria Industrial REIT					
01/07/2022	Opening Balance	0.00	0.00	0.00	0.00
30/06/2023	Market Value Adjustment	0.00	0.00	2,697.00	2,697.00
30/06/2023	Closing Balance	0.00	0.00	0.00	2,697.00
Investment Gains / Increase in Market Value / Ishares Core S&P/ASX 200 ETF					

Date	Description	Quantity	Debits	Credits	Balance
01/07/2022	Opening Balance	0.00	0.00	0.00	0.00
30/06/2023	Market Value Adjustment	0.00	0.00	50.00	50.00
30/06/2023	Closing Balance	0.00	0.00	0.00	50.00
Investment Gains / Increase in Market Value / Vaneck MSCI Intl Small Companies Quality ETF					
01/07/2022	Opening Balance	0.00	0.00	0.00	0.00
30/06/2023	Market Value Adjustment	0.00	0.00	9,940.00	9,940.00
30/06/2023	Closing Balance	0.00	0.00	0.00	9,940.00
Investment Gains / Increase in Market Value / Vaneck Vectors MSCI International Sustainable Equity ETF					
01/07/2022	Opening Balance	0.00	0.00	0.00	0.00
30/06/2023	Market Value Adjustment	0.00	0.00	10,350.00	10,350.00
30/06/2023	Closing Balance	0.00	0.00	0.00	10,350.00
Investment Gains / Increase in Market Value / Vaneck Vectors MSCI World Ex Australia Quality ETF					
01/07/2022	Opening Balance	0.00	0.00	0.00	0.00
30/06/2023	Market Value Adjustment	0.00	0.00	15,776.00	15,776.00
30/06/2023	Closing Balance	0.00	0.00	0.00	15,776.00
Investment Gains / Shares in Listed Companies / Australia And New Zealand Banking Group Limited - Rights-Appsclose 15Aug2022 Us Prohibited					
01/07/2022	Opening Balance	0.00	0.00	0.00	0.00
24/08/2022	ANZR to ANZ; 1:15 ACCELERATED - PAITREO OF ORD SHARES @\$18.9	92.00	0.00	0.00	0.00
24/08/2022	ANZR to ANZ; 1:15 ACCELERATED - PAITREO OF ORD SHARES @\$18.9	-92.00	0.00	0.00	0.00

Date	Description	Quantity	Debits	Credits	Balance
30/06/2023	Closing Balance	0.00	0.00	0.00	0.00
Investment Income / Distributions / Units In Listed Unit Trusts / Betashares Global Sustainability Leaders ETF					
01/07/2022	Opening Balance	0.00	0.00	0.00	0.00
03/01/2023	Distribution - Tax Statement	0.00	0.00	12.16	12.16
03/01/2023	ETHI AUD DRP	0.00	0.00	250.89	263.05
30/06/2023	Distribution - Tax Statement	0.00	0.00	207.12	470.17
30/06/2023	ETHI AUD DRP	0.00	0.00	4,274.12	4,744.29
30/06/2023	Closing Balance	0.00	0.00	0.00	4,744.29
Investment Income / Distributions / Units In Listed Unit Trusts / Centuria Industrial REIT					
01/07/2022	Opening Balance	0.00	0.00	0.00	0.00
05/08/2022	Centuria Industr Dist	0.00	0.00	0.01	0.01
05/08/2022	Distribution - Tax Statement	0.00	0.00	0.00	0.01
29/09/2022	CIP AUD DRP SUSP	0.00	0.00	340.00	340.01
29/09/2022	Distribution - Tax Statement	0.00	0.00	0.00	340.01
29/12/2022	CIP AUD DRP SUSP	0.00	0.00	480.00	820.01
29/12/2022	Distribution - Tax Statement	0.00	0.00	0.00	820.01
30/03/2023	CIP AUD DRP SUSP	0.00	0.00	480.00	1,300.01
30/03/2023	Distribution - Tax Statement	0.00	0.00	0.00	1,300.01
29/06/2023	CIP AUD DRP SUSP	0.00	0.00	480.00	1,780.01
29/06/2023	Distribution - Tax Statement	0.00	0.00	0.00	1,780.01

Date	Description	Quantity	Debits	Credits	Balance
30/06/2023	Closing Balance	0.00	0.00	0.00	1,780.01
Investment Income / Distributions / Units In Listed Unit Trusts / Ishares Core S&P/ASX 200 ETF					
01/07/2022	Opening Balance	0.00	0.00	0.00	0.00
06/01/2023	Distribution - Tax Statement	0.00	0.00	19.20	19.20
06/01/2023	IOZ AUD EST 0.1377 FRANKED, 30% CTR, 0.0289 CFI, DRP	0.00	0.00	55.55	74.75
06/04/2023	Distribution - Tax Statement	0.00	0.00	38.05	112.80
06/04/2023	IOZ AUD EST 0.3391 FRANKED, 30% CTR, 0.0073 CFI, DRP	0.00	0.00	110.05	222.85
30/06/2023	Distribution - Tax Statement	0.00	0.00	13.88	236.73
30/06/2023	IOZ AUD EST 0.0761 FRANKED, 30% CTR, 0.0310 CFI, DRP	0.00	0.00	40.15	276.88
30/06/2023	Closing Balance	0.00	0.00	0.00	276.88
Investment Income / Distributions / Units In Listed Unit Trusts / Vaneck MSCI Intl Small Companies Quality ETF					
01/07/2022	Opening Balance	0.00	0.00	0.00	0.00
30/06/2023	Distribution - Tax Statement	0.00	0.00	57.12	57.12
30/06/2023	QSML AUD DRP	0.00	0.00	280.00	337.12
30/06/2023	Closing Balance	0.00	0.00	0.00	337.12
Investment Income / Distributions / Units In Listed Unit Trusts / Vaneck Vectors MSCI International Sustainable Equity ETF					
01/07/2022	Opening Balance	0.00	0.00	0.00	0.00
30/06/2023	Distribution - Tax Statement	0.00	0.00	212.80	212.80
30/06/2023	ESGI AUD DRP	0.00	0.00	2,650.00	2,862.80

Date	Description	Quantity	Debits	Credits	Balance
30/06/2023	Closing Balance	0.00	0.00	0.00	2,862.80
Investment Income / Distributions / Units In Listed Unit Trusts / Vaneck Vectors MSCI World Ex Australia Quality ETF					
01/07/2022	Opening Balance	0.00	0.00	0.00	0.00
30/06/2023	Distribution - Tax Statement	0.00	0.00	140.08	140.08
30/06/2023	QUAL AUD DRP	0.00	0.00	850.00	990.08
30/06/2023	Closing Balance	0.00	0.00	0.00	990.08
Investment Income / Dividends / Shares in Listed Companies / AMP Limited					
01/07/2022	Opening Balance	0.00	0.00	0.00	0.00
03/04/2023	AMP AUD 0.005 FRANKED, 30% CTR, 0.02 CFI, DRP NIL DISC	0.00	0.00	48.86	48.86
30/06/2023	Closing Balance	0.00	0.00	0.00	48.86
Investment Income / Dividends / Shares in Listed Companies / ANZ Group Holdings Limited					
01/07/2022	Opening Balance	0.00	0.00	0.00	0.00
01/07/2022	ANZ AUD 0.72 FRANKED, 30% CTR, DRP NIL DISC, BSP	0.00	0.00	1,414.29	1,414.29
15/12/2022	ANZ AUD 0.74 FRANKED, 30% CTR, DRP NIL DISC, BSP	0.00	0.00	1,550.83	2,965.12
30/06/2023	Closing Balance	0.00	0.00	0.00	2,965.12
Investment Income / Dividends / Shares in Listed Companies / Argo Investments Limited					
01/07/2022	Opening Balance	0.00	0.00	0.00	0.00
16/09/2022	ARG AUD 0.17 FRANKED, 30% CTR, DRP 2% DISC	0.00	0.00	1,722.34	1,722.34

Date	Description	Quantity	Debits	Credits	Balance
10/03/2023	ARG AUD 0.165 FRANKED, 30% CTR, DRP 2% DISC	0.00	0.00	1,671.69	3,394.03
30/06/2023	Closing Balance	0.00	0.00	0.00	3,394.03
Investment Income / Dividends / Shares in Listed Companies / Australian Foundation Investment Company Limited					
01/07/2022	Opening Balance	0.00	0.00	0.00	0.00
30/08/2022	AFI AUD 0.14 FRANKED, 30% CTR, DRP 5% DISC, BSP	0.00	0.00	2,000.00	2,000.00
24/02/2023	AFI AUD 0.11 FRANKED, 30% CTR, DRP 2.5% DISC, BSP	0.00	0.00	1,571.43	3,571.43
30/06/2023	Closing Balance	0.00	0.00	0.00	3,571.43
Investment Income / Dividends / Shares in Listed Companies / Bendigo And Adelaide Bank Limited					
01/07/2022	Opening Balance	0.00	0.00	0.00	0.00
29/09/2022	BEN AUD 0.265 FRANKED, 30% CTR, DRP NIL DISC, BSP	0.00	0.00	1,184.17	1,184.17
31/03/2023	BEN AUD 0.29 FRANKED, 30% CTR, DRP NIL DISC, BSP	0.00	0.00	1,295.89	2,480.06
30/06/2023	Closing Balance	0.00	0.00	0.00	2,480.06
Investment Income / Dividends / Shares in Listed Companies / BHP Group Limited					
01/07/2022	Opening Balance	0.00	0.00	0.00	0.00
22/09/2022	BHP USD 1.75, 1.75 FRANKED, 30% CTR, DRP NIL DISC	0.00	0.00	5,468.23	5,468.23
30/03/2023	BHP USD 0.9, 0.9 FRANKED, 30% CTR, DRP NIL DISC	0.00	0.00	2,922.07	8,390.30
30/06/2023	Closing Balance	0.00	0.00	0.00	8,390.30

Date	Description	Quantity	Debits	Credits	Balance
Investment Income / Dividends / Shares in Listed Companies / Carlton Investments Limited					
01/07/2022	Opening Balance	0.00	0.00	0.00	0.00
19/09/2022	CIN AUD 0.14 SPEC, 0.58 FRANKED, 30% CTR, DRP SUSP	0.00	0.00	828.57	828.57
20/03/2023	CIN AUD 0.09 SPEC, 0.49 FRANKED, 30% CTR, DRP SUSP	0.00	0.00	700.00	1,528.57
30/06/2023	Closing Balance	0.00	0.00	0.00	1,528.57
Investment Income / Dividends / Shares in Listed Companies / Coles Group Limited					
01/07/2022	Opening Balance	0.00	0.00	0.00	0.00
28/09/2022	COL AUD 0.3 FRANKED, 30% CTR, DRP NIL DISC	0.00	0.00	642.86	642.86
30/03/2023	COL AUD 0.36 FRANKED, 30% CTR, DRP NIL DISC	0.00	0.00	771.43	1,414.29
30/06/2023	Closing Balance	0.00	0.00	0.00	1,414.29
Investment Income / Dividends / Shares in Listed Companies / Commonwealth Bank Of Australia					
01/07/2022	Opening Balance	0.00	0.00	0.00	0.00
29/09/2022	CBA AUD 2.1 FRANKED, 30% CTR, DRP NIL DISC	0.00	0.00	720.00	720.00
30/03/2023	CBA AUD 2.1 FRANKED, 30% CTR, DRP NIL DISC	0.00	0.00	720.00	1,440.00
30/06/2023	Closing Balance	0.00	0.00	0.00	1,440.00
Investment Income / Dividends / Shares in Listed Companies / CSL Limited					
01/07/2022	Opening Balance	0.00	0.00	0.00	0.00

Date	Description	Quantity	Debits	Credits	Balance
05/10/2022	CSL USD 1.18, 0.118 FRANKED, 30% CTR, 1.062 CFI, DRP SUSP	0.00	0.00	348.40	348.40
05/04/2023	CSL USD 1.07, UNFRANKED, 1.07 CFI, DRP SUSP	0.00	0.00	308.08	656.48
30/06/2023	Closing Balance	0.00	0.00	0.00	656.48
Investment Income / Dividends / Shares in Listed Companies / Elders Limited					
01/07/2022	Opening Balance	0.00	0.00	0.00	0.00
16/12/2022	ELD AUD 0.084 FRANKED, 30% CTR, NIL CFI, DRP NIL DISC	0.00	0.00	157.69	157.69
22/06/2023	ELD AUD 0.069 FRANKED, 30% CTR, NIL CFI, DRP NIL DISC	0.00	0.00	129.53	287.22
30/06/2023	Closing Balance	0.00	0.00	0.00	287.22
Investment Income / Dividends / Shares in Listed Companies / Macquarie Group Limited					
01/07/2022	Opening Balance	0.00	0.00	0.00	0.00
04/07/2022	MQG AUD 1.4 FRANKED, 30% CTR, 2.1 CFI, DRP 1.5% DISC	0.00	0.00	1,197.20	1,197.20
13/12/2022	MQG AUD 1.2 FRANKED, 30% CTR, 1.8 CFI, DRP NIL DISC	0.00	0.00	1,658.74	2,855.94
30/06/2023	Closing Balance	0.00	0.00	0.00	2,855.94
Investment Income / Dividends / Shares in Listed Companies / National Australia Bank Limited					
01/07/2022	Opening Balance	0.00	0.00	0.00	0.00
05/07/2022	NAB AUD 0.73 FRANKED, 30% CTR, DRP NIL DISC, BSP	0.00	0.00	2,134.73	2,134.73
14/12/2022	NAB AUD 0.78 FRANKED, 30% CTR, DRP NIL DISC, BSP	0.00	0.00	2,280.94	4,415.67

Date	Description	Quantity	Debits	Credits	Balance
30/06/2023	Closing Balance	0.00	0.00	0.00	4,415.67
Investment Income / Dividends / Shares in Listed Companies / Westpac Banking Corporation					
01/07/2022	Opening Balance	0.00	0.00	0.00	0.00
20/12/2022	WBC AUD 0.64 FRANKED, 30% CTR, DRP NIL DISC	0.00	0.00	1,737.14	1,737.14
27/06/2023	WBC AUD 0.7 FRANKED, 30% CTR, DRP NIL DISC	0.00	0.00	1,900.00	3,637.14
30/06/2023	Closing Balance	0.00	0.00	0.00	3,637.14
Investment Income / Dividends / Shares in Listed Companies / Woodside Energy Group Limited					
01/07/2022	Opening Balance	0.00	0.00	0.00	0.00
06/10/2022	WDS USD 1.09, 1.09 FRANKED, 30% CTR, DRP NIL DISC	0.00	0.00	619.24	619.24
05/04/2023	WDS USD 1.44, 1.44 FRANKED, 30% CTR, DRP SUSP	0.00	0.00	834.06	1,453.30
30/06/2023	Closing Balance	0.00	0.00	0.00	1,453.30
Investment Income / Foreign Income / Foreign Dividend / Shares in Listed Companies / Amcor PLC					
01/07/2022	Opening Balance	0.00	0.00	0.00	0.00
28/09/2022	AMC USD 0.12	0.00	0.00	431.50	431.50
13/12/2022	AMC USD 0.1225	0.00	0.00	486.00	917.50
21/03/2023	AMC USD 0.1225	0.00	0.00	432.50	1,350.00
20/06/2023	AMC USD 0.1225	0.00	0.00	460.75	1,810.75
30/06/2023	Closing Balance	0.00	0.00	0.00	1,810.75

Date	Description	Quantity	Debits	Credits	Balance
Investment Income / Interest / Cash At Bank / Adelaide Bank CMA					
01/07/2022	Opening Balance	0.00	0.00	0.00	0.00
31/07/2022	CREDIT INTEREST	0.00	0.00	3.87	3.87
31/08/2022	CREDIT INTEREST	0.00	0.00	2.23	6.10
30/09/2022	CREDIT INTEREST	0.00	0.00	4.47	10.57
31/10/2022	CREDIT INTEREST	0.00	0.00	12.49	23.06
30/11/2022	CREDIT INTEREST	0.00	0.00	3.68	26.74
31/12/2022	CREDIT INTEREST	0.00	0.00	6.54	33.28
31/01/2023	CREDIT INTEREST	0.00	0.00	2.16	35.44
28/02/2023	CREDIT INTEREST	0.00	0.00	1.72	37.16
31/03/2023	CREDIT INTEREST	0.00	0.00	3.85	41.01
30/04/2023	CREDIT INTEREST	0.00	0.00	7.71	48.72
31/05/2023	CREDIT INTEREST	0.00	0.00	5.12	53.84
30/06/2023	CREDIT INTEREST	0.00	0.00	2.39	56.23
30/06/2023	Closing Balance	0.00	0.00	0.00	56.23
Other Expenses / Accountancy Fee					
01/07/2022	Opening Balance	0.00	0.00	0.00	0.00
26/04/2023	CHEQUE DEBIT	0.00	1,732.50	0.00	1,732.50
30/06/2023	Closing Balance	0.00	0.00	0.00	1,732.50
Other Expenses / Cash At Bank / Adelaide Bank CMA					

Date	Description	Quantity	Debits	Credits	Balance
01/07/2022	Opening Balance	0.00	0.00	0.00	0.00
30/04/2023	PERSNL CHQ WITHDRAWAL FEE	0.00	0.70	0.00	0.70
30/06/2023	Closing Balance	0.00	0.00	0.00	0.70
Other Expenses / SMSF Supervisory Levy					
01/07/2022	Opening Balance	0.00	0.00	0.00	0.00
01/05/2023	DIRECT CREDIT ATO	0.00	259.00	0.00	259.00
30/06/2023	Closing Balance	0.00	0.00	0.00	259.00
Income Tax Expense / Income Tax Expense					
01/07/2022	Opening Balance	0.00	0.00	0.00	0.00
04/07/2022	Fund Income Tax	0.00	3,000.00	0.00	3,000.00
05/07/2022	Fund Income Tax	0.00	1,125.00	0.00	4,125.00
30/06/2023	Fund Income Tax	0.00	7,139.70	0.00	11,264.70
30/06/2023	Closing Balance	0.00	0.00	0.00	11,264.70
Investments - Amcor PLC					
01/07/2022	Opening Balance	2,500.00	0.00	0.00	45,100.00
30/06/2023	Market Value Adjustment	0.00	0.00	7,950.00	37,150.00
30/06/2023	Closing Balance	2,500.00	0.00	0.00	37,150.00
Investments - AMP Limited					
01/07/2022	Opening Balance	1,800.00	0.00	0.00	1,719.00
30/06/2023	Market Value Adjustment	0.00	315.00	0.00	2,034.00

Date	Description	Quantity	Debits	Credits	Balance
30/06/2023	Closing Balance	1,800.00	0.00	0.00	2,034.00
Investments - ANZ Group Holdings Limited					
01/07/2022	Opening Balance	1,375.00	0.00	0.00	30,291.25
24/08/2022	ANZR to ANZ; 1:15 ACCELERATED - PAITREO OF ORD SHARES @\$18.9	92.00	0.00	0.00	30,291.25
24/08/2022	ANZR to ANZ; 1:15 ACCELERATED - PAITREO OF ORD SHARES @\$18.9	0.00	1,738.80	0.00	32,030.05
30/06/2023	Market Value Adjustment	0.00	2,752.52	0.00	34,782.57
30/06/2023	Closing Balance	1,467.00	0.00	0.00	34,782.57
Investments - Argo Investments Limited					
01/07/2022	Opening Balance	7,092.00	0.00	0.00	62,409.60
30/06/2023	Market Value Adjustment	0.00	0.00	283.68	62,125.92
30/06/2023	Closing Balance	7,092.00	0.00	0.00	62,125.92
Investments - Australia And New Zealand Banking Group Limited - Rights-Appsclose 15Aug2022 Us Prohibited					
01/07/2022	Opening Balance	0.00	0.00	0.00	0.00
28/07/2022	ANZR to ANZ; 1:15 ACCELERATED - PAITREO OF ORD SHARES @\$18.9	13.00	0.00	0.00	0.00
28/07/2022	ANZR to ANZ; 1:15 ACCELERATED - PAITREO OF ORD SHARES @\$18.9	20.00	0.00	0.00	0.00
28/07/2022	ANZR to ANZ; 1:15 ACCELERATED - PAITREO OF ORD SHARES @\$18.9	17.00	0.00	0.00	0.00
28/07/2022	ANZR to ANZ; 1:15 ACCELERATED - PAITREO OF ORD SHARES @\$18.9	13.00	0.00	0.00	0.00

Date	Description	Quantity	Debits	Credits	Balance
28/07/2022	ANZR to ANZ; 1:15 ACCELERATED - PAITREO OF ORD SHARES @\$18.9	21.00	0.00	0.00	0.00
28/07/2022	ANZR to ANZ; 1:15 ACCELERATED - PAITREO OF ORD SHARES @\$18.9	8.00	0.00	0.00	0.00
24/08/2022	ANZR to ANZ; 1:15 ACCELERATED - PAITREO OF ORD SHARES @\$18.9	-92.00	0.00	0.00	0.00
30/06/2023	Closing Balance	0.00	0.00	0.00	0.00
Investments - Australian Foundation Investment Company Limited					
01/07/2022	Opening Balance	10,000.00	0.00	0.00	75,100.00
30/06/2023	Market Value Adjustment	0.00	0.00	4,400.00	70,700.00
30/06/2023	Closing Balance	10,000.00	0.00	0.00	70,700.00
Investments - Bendigo And Adelaide Bank Limited					
01/07/2022	Opening Balance	3,128.00	0.00	0.00	28,370.96
30/06/2023	Market Value Adjustment	0.00	0.00	1,501.44	26,869.52
30/06/2023	Closing Balance	3,128.00	0.00	0.00	26,869.52
Investments - BHP Group Limited					
01/07/2022	Opening Balance	1,500.00	0.00	0.00	61,875.00
30/06/2023	Market Value Adjustment	0.00	5,610.00	0.00	67,485.00
30/06/2023	Closing Balance	1,500.00	0.00	0.00	67,485.00
Investments - Carlton Investments Limited					
01/07/2022	Opening Balance	1,000.00	0.00	0.00	28,350.00

Date	Description	Quantity	Debits	Credits	Balance
30/06/2023	Market Value Adjustment	0.00	0.00	240.00	28,110.00
30/06/2023	Closing Balance	1,000.00	0.00	0.00	28,110.00
Investments - Coles Group Limited					
01/07/2022	Opening Balance	1,500.00	0.00	0.00	26,715.00
30/06/2023	Market Value Adjustment	0.00	915.00	0.00	27,630.00
30/06/2023	Closing Balance	1,500.00	0.00	0.00	27,630.00
Investments - Commonwealth Bank Of Australia					
01/07/2022	Opening Balance	240.00	0.00	0.00	21,691.20
30/06/2023	Market Value Adjustment	0.00	2,373.60	0.00	24,064.80
30/06/2023	Closing Balance	240.00	0.00	0.00	24,064.80
Investments - CSL Limited					
01/07/2022	Opening Balance	190.00	0.00	0.00	51,121.40
30/06/2023	Market Value Adjustment	0.00	1,580.80	0.00	52,702.20
30/06/2023	Closing Balance	190.00	0.00	0.00	52,702.20
Investments - Elders Limited					
01/07/2022	Opening Balance	499.00	0.00	0.00	6,282.41
30/06/2023	Market Value Adjustment	0.00	0.00	2,998.99	3,283.42
30/06/2023	Closing Balance	499.00	0.00	0.00	3,283.42
Investments - Macquarie Group Limited					
01/07/2022	Opening Balance	292.00	0.00	0.00	48,036.92

Date	Description	Quantity	Debits	Credits	Balance
14/07/2022	Direct Debit Morgan Stanley	180.00	30,889.28	0.00	78,926.20
10/05/2023	Direct Debit Morgan Stanley	55.00	9,878.40	0.00	88,804.60
30/06/2023	Market Value Adjustment	0.00	4,801.14	0.00	93,605.74
30/06/2023	Closing Balance	527.00	0.00	0.00	93,605.74
Investments - National Australia Bank Limited					
01/07/2022	Opening Balance	2,047.00	0.00	0.00	56,067.33
30/06/2023	Market Value Adjustment	0.00	0.00	2,087.94	53,979.39
30/06/2023	Closing Balance	2,047.00	0.00	0.00	53,979.39
Investments - Westpac Banking Corporation					
01/07/2022	Opening Balance	1,900.00	0.00	0.00	37,050.00
30/06/2023	Market Value Adjustment	0.00	3,496.00	0.00	40,546.00
30/06/2023	Closing Balance	1,900.00	0.00	0.00	40,546.00
Investments - Woodside Energy Group Limited					
01/07/2022	Opening Balance	271.00	0.00	0.00	8,628.64
30/06/2023	Market Value Adjustment	0.00	704.60	0.00	9,333.24
30/06/2023	Closing Balance	271.00	0.00	0.00	9,333.24
Investments - Betashares Global Sustainability Leaders ETF					
01/07/2022	Opening Balance	7,500.00	0.00	0.00	79,275.00
30/06/2023	Market Value Adjustment	0.00	16,050.00	0.00	95,325.00
30/06/2023	Closing Balance	7,500.00	0.00	0.00	95,325.00

Date	Description	Quantity	Debits	Credits	Balance
Investments - Centuria Industrial REIT					
01/07/2022	Opening Balance	8,500.00	0.00	0.00	23,885.00
28/10/2022	Direct Debit Morgan Stanley	3,500.00	10,618.00	0.00	34,503.00
30/06/2023	Market Value Adjustment	0.00	2,697.00	0.00	37,200.00
30/06/2023	Closing Balance	12,000.00	0.00	0.00	37,200.00
Investments - Ishares Core S&P/ASX 200 ETF					
01/07/2022	Opening Balance	0.00	0.00	0.00	0.00
30/12/2022	Direct Debit Morgan Stanley	300.00	8,701.00	0.00	8,701.00
30/06/2023	Market Value Adjustment	0.00	50.00	0.00	8,751.00
30/06/2023	Closing Balance	300.00	0.00	0.00	8,751.00
Investments - Vaneck MSCI Intl Small Companies Quality ETF					
01/07/2022	Opening Balance	2,000.00	0.00	0.00	37,760.00
30/06/2023	Market Value Adjustment	0.00	9,940.00	0.00	47,700.00
30/06/2023	Closing Balance	2,000.00	0.00	0.00	47,700.00
Investments - Vaneck Vectors MSCI International Sustainable Equity ETF					
01/07/2022	Opening Balance	2,500.00	0.00	0.00	65,600.00
30/06/2023	Market Value Adjustment	0.00	10,350.00	0.00	75,950.00
30/06/2023	Closing Balance	2,500.00	0.00	0.00	75,950.00
Investments - Vaneck Vectors MSCI World Ex Australia Quality ETF					
01/07/2022	Opening Balance	1,700.00	0.00	0.00	59,874.00

Date	Description	Quantity	Debits	Credits	Balance
30/06/2023	Market Value Adjustment	0.00	15,776.00	0.00	75,650.00
30/06/2023	Closing Balance	1,700.00	0.00	0.00	75,650.00
Cash At Bank - Adelaide Bank CMA					
01/07/2022	Opening Balance	0.00	0.00	0.00	2,105.80
01/07/2022	ANZ DIVIDEND	0.00	990.00	0.00	3,095.80
04/07/2022	Direct Credit Super Contribution KON DIMOPOULOS	0.00	20,000.00	0.00	23,095.80
05/07/2022	BPAY TAX OFFICE PAYMENTS	0.00	0.00	470.00	22,625.80
05/07/2022	Direct Credit Super Contribution KON DIMOPOULOS	0.00	7,500.00	0.00	30,125.80
05/07/2022	NAB INTERIM DIV	0.00	1,494.31	0.00	31,620.11
14/07/2022	MQG FNL DIV	0.00	1,022.00	0.00	32,642.11
18/07/2022	Direct Debit Morgan Stanley	0.00	0.00	30,889.28	1,752.83
18/07/2022	ETHI DST JUN	0.00	2,012.01	0.00	3,764.84
25/07/2022	ESGI DST	0.00	1,675.00	0.00	5,439.84
25/07/2022	QSML DST	0.00	460.00	0.00	5,899.84
25/07/2022	QUAL DST	0.00	680.00	0.00	6,579.84
29/07/2022	BPAY 2022 ANZ PAITREO	0.00	0.00	1,738.80	4,841.04
31/07/2022	CREDIT INTEREST	0.00	3.87	0.00	4,844.91
05/08/2022	Centuria Industr Dist	0.00	367.63	0.00	5,212.54
30/08/2022	AFI DIV PAYMENT	0.00	1,400.00	0.00	6,612.54

Date	Description	Quantity	Debits	Credits	Balance
31/08/2022	CREDIT INTEREST	0.00	2.23	0.00	6,614.77
16/09/2022	Argo Investments	0.00	1,205.64	0.00	7,820.41
19/09/2022	Carlton Invest	0.00	580.00	0.00	8,400.41
23/09/2022	BHP GROUP DIV	0.00	3,827.76	0.00	12,228.17
28/09/2022	AMCOR PLC DIV	0.00	431.50	0.00	12,659.67
28/09/2022	COLES GROUP LTD	0.00	450.00	0.00	13,109.67
29/09/2022	BEN SEPT22 DIV	0.00	828.92	0.00	13,938.59
29/09/2022	CBA FNL DIV	0.00	504.00	0.00	14,442.59
30/09/2022	CREDIT INTEREST	0.00	4.47	0.00	14,447.06
04/10/2022	BPAY TAX OFFICE PAYMENTS	0.00	0.00	480.00	13,967.06
05/10/2022	CSL LTD DIVIDEND	0.00	334.08	0.00	14,301.14
06/10/2022	WOODSIDE	0.00	433.47	0.00	14,734.61
28/10/2022	Centuria Industr Dist	0.00	340.00	0.00	15,074.61
31/10/2022	CREDIT INTEREST	0.00	12.49	0.00	15,087.10
01/11/2022	Direct Debit Morgan Stanley	0.00	0.00	10,618.00	4,469.10
30/11/2022	CREDIT INTEREST	0.00	3.68	0.00	4,472.78
13/12/2022	AMCOR PLC DIV	0.00	486.00	0.00	4,958.78
13/12/2022	MQG ITM DIV	0.00	1,416.00	0.00	6,374.78
14/12/2022	NAB FINAL DIV	0.00	1,596.66	0.00	7,971.44
15/12/2022	ANZ DIVIDEND	0.00	1,085.58	0.00	9,057.02

Date	Description	Quantity	Debits	Credits	Balance
16/12/2022	ELDERS LIMITED	0.00	139.72	0.00	9,196.74
20/12/2022	WBC DIVIDEND	0.00	1,216.00	0.00	10,412.74
31/12/2022	CREDIT INTEREST	0.00	6.54	0.00	10,419.28
04/01/2023	Direct Debit Morgan Stanley	0.00	0.00	8,701.00	1,718.28
18/01/2023	ETHI DST	0.00	250.89	0.00	1,969.17
18/01/2023	IOZ PAYMENT	0.00	55.55	0.00	2,024.72
22/01/2023	BPAY TAX OFFICE PAYMENTS	0.00	0.00	480.00	1,544.72
31/01/2023	Centuria Industr Dist	0.00	480.00	0.00	2,024.72
31/01/2023	CREDIT INTEREST	0.00	2.16	0.00	2,026.88
24/02/2023	AFI DIV PAYMENT	0.00	1,100.00	0.00	3,126.88
28/02/2023	CREDIT INTEREST	0.00	1.72	0.00	3,128.60
10/03/2023	Argo Investment	0.00	1,170.18	0.00	4,298.78
20/03/2023	CARLTON INVEST	0.00	490.00	0.00	4,788.78
21/03/2023	AMCOR PLC DIV	0.00	432.50	0.00	5,221.28
30/03/2023	BHP GROUP DIV	0.00	2,045.45	0.00	7,266.73
30/03/2023	CBA DIV	0.00	504.00	0.00	7,770.73
30/03/2023	COLES GROUP LTD	0.00	540.00	0.00	8,310.73
31/03/2023	BEN MAR23 DIV	0.00	907.12	0.00	9,217.85
31/03/2023	CREDIT INTEREST	0.00	3.85	0.00	9,221.70
03/04/2023	AMP LIMITED	0.00	45.00	0.00	9,266.70

Date	Description	Quantity	Debits	Credits	Balance
03/04/2023	BPAY TAX OFFICE PAYMENTS	0.00	0.00	480.00	8,786.70
05/04/2023	CSL LTD DIVIDEND	0.00	308.08	0.00	9,094.78
05/04/2023	WOODSIDE	0.00	583.84	0.00	9,678.62
20/04/2023	IOZ PAYMENT	0.00	110.05	0.00	9,788.67
26/04/2023	CHEQUE DEBIT	0.00	0.00	1,732.50	8,056.17
28/04/2023	Centuria Industr Dist	0.00	480.00	0.00	8,536.17
30/04/2023	CREDIT INTEREST	0.00	7.71	0.00	8,543.88
30/04/2023	PERSNL CHQ WITHDRAWAL FEE	0.00	0.00	0.70	8,543.18
01/05/2023	DIRECT CREDIT ATO	0.00	3,854.01	0.00	12,397.19
12/05/2023	Direct Debit Morgan Stanley	0.00	0.00	9,878.40	2,518.79
31/05/2023	CREDIT INTEREST	0.00	5.12	0.00	2,523.91
20/06/2023	AMCOR PLC DIV	0.00	460.75	0.00	2,984.66
22/06/2023	ELDERS LIMITED	0.00	114.77	0.00	3,099.43
27/06/2023	WBC DIVIDEND	0.00	1,330.00	0.00	4,429.43
30/06/2023	CREDIT INTEREST	0.00	2.39	0.00	4,431.82
30/06/2023	Closing Balance	0.00	0.00	0.00	4,431.82
Other Assets - Unsettled Trades / Acquisitions / Shares in Listed Companies / ANZ Group Holdings Limited					
01/07/2022	Opening Balance	0.00	0.00	0.00	0.00
29/07/2022	ANZR to ANZ; 1:15 ACCELERATED - PAITREO OF ORD SHARES @\$18.9	0.00	1,738.80	0.00	1,738.80

Date	Description	Quantity	Debits	Credits	Balance
24/08/2022	ANZR to ANZ; 1:15 ACCELERATED - PAITREO OF ORD SHARES @\$18.9	0.00	0.00	1,738.80	0.00
30/06/2023	Closing Balance	0.00	0.00	0.00	0.00
Other Assets - Unsettled Trades / Acquisitions / Shares in Listed Companies / Macquarie Group Limited					
01/07/2022	Opening Balance	0.00	0.00	0.00	0.00
14/07/2022	Direct Debit Morgan Stanley	0.00	0.00	30,889.28	30,889.28
18/07/2022	Direct Debit Morgan Stanley	0.00	30,889.28	0.00	0.00
10/05/2023	Direct Debit Morgan Stanley	0.00	0.00	9,878.40	9,878.40
12/05/2023	Direct Debit Morgan Stanley	0.00	9,878.40	0.00	0.00
30/06/2023	Closing Balance	0.00	0.00	0.00	0.00
Other Assets - Unsettled Trades / Acquisitions / Centuria Industrial REIT					
01/07/2022	Opening Balance	0.00	0.00	0.00	0.00
28/10/2022	Direct Debit Morgan Stanley	0.00	0.00	10,618.00	10,618.00
01/11/2022	Direct Debit Morgan Stanley	0.00	10,618.00	0.00	0.00
30/06/2023	Closing Balance	0.00	0.00	0.00	0.00
Other Assets - Unsettled Trades / Acquisitions / Ishares Core S&P/ASX 200 ETF					
01/07/2022	Opening Balance	0.00	0.00	0.00	0.00
30/12/2022	Direct Debit Morgan Stanley	0.00	0.00	8,701.00	8,701.00
04/01/2023	Direct Debit Morgan Stanley	0.00	8,701.00	0.00	0.00
30/06/2023	Closing Balance	0.00	0.00	0.00	0.00

Date	Description	Quantity	Debits	Credits	Balance
Other Assets - Receivables / Investment Income Receivable / Distributions / Units In Listed Unit Trusts / Betashares Global Sustainability Leaders ETF					
01/07/2022	Opening Balance	0.00	0.00	0.00	2,012.01
18/07/2022	ETHI AUD DRP	0.00	0.00	2,012.01	0.00
03/01/2023	ETHI AUD DRP	0.00	250.89	0.00	250.89
18/01/2023	ETHI AUD DRP	0.00	0.00	250.89	0.00
30/06/2023	ETHI AUD DRP	0.00	4,274.12	0.00	4,274.12
30/06/2023	Closing Balance	0.00	0.00	0.00	4,274.12
Other Assets - Receivables / Investment Income Receivable / Distributions / Units In Listed Unit Trusts / Centuria Industrial REIT					
01/07/2022	Opening Balance	0.00	0.00	0.00	367.62
05/08/2022	Centuria Industr Dist	0.00	0.00	0.01	367.61
05/08/2022	Centuria Industr Dist	0.00	0.01	0.00	367.62
05/08/2022	CIP AUD DRP SUSP	0.00	0.00	367.62	0.00
29/09/2022	CIP AUD DRP SUSP	0.00	340.00	0.00	340.00
28/10/2022	CIP AUD DRP SUSP	0.00	0.00	340.00	0.00
29/12/2022	CIP AUD DRP SUSP	0.00	480.00	0.00	480.00
31/01/2023	CIP AUD DRP SUSP	0.00	0.00	480.00	0.00
30/03/2023	CIP AUD DRP SUSP	0.00	480.00	0.00	480.00
28/04/2023	CIP AUD DRP SUSP	0.00	0.00	480.00	0.00
29/06/2023	CIP AUD DRP SUSP	0.00	480.00	0.00	480.00
30/06/2023	Closing Balance	0.00	0.00	0.00	480.00

Date	Description	Quantity	Debits	Credits	Balance
Other Assets - Receivables / Investment Income Receivable / Distributions / Units In Listed Unit Trusts / Ishares Core S&P/ASX 200 ETF					
01/07/2022	Opening Balance	0.00	0.00	0.00	0.00
06/01/2023	IOZ AUD EST 0.1377 FRANKED, 30% CTR, 0.0289 CFI, DRP	0.00	55.55	0.00	55.55
18/01/2023	IOZ AUD EST 0.1377 FRANKED, 30% CTR, 0.0289 CFI, DRP	0.00	0.00	55.55	0.00
06/04/2023	IOZ AUD EST 0.3391 FRANKED, 30% CTR, 0.0073 CFI, DRP	0.00	110.05	0.00	110.05
20/04/2023	IOZ AUD EST 0.3391 FRANKED, 30% CTR, 0.0073 CFI, DRP	0.00	0.00	110.05	0.00
30/06/2023	IOZ AUD EST 0.0761 FRANKED, 30% CTR, 0.0310 CFI, DRP	0.00	40.15	0.00	40.15
30/06/2023	Closing Balance	0.00	0.00	0.00	40.15
Other Assets - Receivables / Investment Income Receivable / Distributions / Units In Listed Unit Trusts / Vaneck MSCI Intl Small Companies Quality ETF					
01/07/2022	Opening Balance	0.00	0.00	0.00	460.00
25/07/2022	QSML AUD DRP	0.00	0.00	460.00	0.00
30/06/2023	QSML AUD DRP	0.00	280.00	0.00	280.00
30/06/2023	Closing Balance	0.00	0.00	0.00	280.00
Other Assets - Receivables / Investment Income Receivable / Distributions / Units In Listed Unit Trusts / Vaneck Vectors MSCI International Sustainable Equity ETF					
01/07/2022	Opening Balance	0.00	0.00	0.00	1,675.00
25/07/2022	ESGI AUD DRP	0.00	0.00	1,675.00	0.00
30/06/2023	ESGI AUD DRP	0.00	2,650.00	0.00	2,650.00
30/06/2023	Closing Balance	0.00	0.00	0.00	2,650.00

Date	Description	Quantity	Debits	Credits	Balance
Other Assets - Receivables / Investment Income Receivable / Distributions / Units In Listed Unit Trusts / Vaneck Vectors MSCI World Ex Australia Quality ETF					
01/07/2022	Opening Balance	0.00	0.00	0.00	680.00
25/07/2022	QUAL AUD DRP	0.00	0.00	680.00	0.00
30/06/2023	QUAL AUD DRP	0.00	850.00	0.00	850.00
30/06/2023	Closing Balance	0.00	0.00	0.00	850.00
Other Assets - Receivables / Investment Income Receivable / Dividends / Shares in Listed Companies / AMP Limited					
01/07/2022	Opening Balance	0.00	0.00	0.00	0.00
03/04/2023	AMP AUD 0.005 FRANKED, 30% CTR, 0.02 CFI, DRP NIL DISC	0.00	0.00	45.00	45.00
03/04/2023	AMP AUD 0.005 FRANKED, 30% CTR, 0.02 CFI, DRP NIL DISC	0.00	45.00	0.00	0.00
30/06/2023	Closing Balance	0.00	0.00	0.00	0.00
Other Assets - Receivables / Investment Income Receivable / Dividends / Shares in Listed Companies / ANZ Group Holdings Limited					
01/07/2022	Opening Balance	0.00	0.00	0.00	0.00
01/07/2022	ANZ AUD 0.72 FRANKED, 30% CTR, DRP NIL DISC, BSP	0.00	0.00	990.00	990.00
01/07/2022	ANZ AUD 0.72 FRANKED, 30% CTR, DRP NIL DISC, BSP	0.00	990.00	0.00	0.00
15/12/2022	ANZ AUD 0.74 FRANKED, 30% CTR, DRP NIL DISC, BSP	0.00	0.00	1,085.58	1,085.58
15/12/2022	ANZ AUD 0.74 FRANKED, 30% CTR, DRP NIL DISC, BSP	0.00	1,085.58	0.00	0.00
30/06/2023	Closing Balance	0.00	0.00	0.00	0.00

Date	Description	Quantity	Debits	Credits	Balance
Other Assets - Receivables / Investment Income Receivable / Dividends / Shares in Listed Companies / Argo Investments Limited					
01/07/2022	Opening Balance	0.00	0.00	0.00	0.00
16/09/2022	ARG AUD 0.17 FRANKED, 30% CTR, DRP 2% DISC	0.00	0.00	1,205.64	1,205.64
16/09/2022	ARG AUD 0.17 FRANKED, 30% CTR, DRP 2% DISC	0.00	1,205.64	0.00	0.00
10/03/2023	ARG AUD 0.165 FRANKED, 30% CTR, DRP 2% DISC	0.00	0.00	1,170.18	1,170.18
10/03/2023	ARG AUD 0.165 FRANKED, 30% CTR, DRP 2% DISC	0.00	1,170.18	0.00	0.00
30/06/2023	Closing Balance	0.00	0.00	0.00	0.00
Other Assets - Receivables / Investment Income Receivable / Dividends / Shares in Listed Companies / Australian Foundation Investment Company Limited					
01/07/2022	Opening Balance	0.00	0.00	0.00	0.00
30/08/2022	AFI AUD 0.14 FRANKED, 30% CTR, DRP 5% DISC, BSP	0.00	0.00	1,400.00	1,400.00
30/08/2022	AFI AUD 0.14 FRANKED, 30% CTR, DRP 5% DISC, BSP	0.00	1,400.00	0.00	0.00
24/02/2023	AFI AUD 0.11 FRANKED, 30% CTR, DRP 2.5% DISC, BSP	0.00	0.00	1,100.00	1,100.00
24/02/2023	AFI AUD 0.11 FRANKED, 30% CTR, DRP 2.5% DISC, BSP	0.00	1,100.00	0.00	0.00
30/06/2023	Closing Balance	0.00	0.00	0.00	0.00
Other Assets - Receivables / Investment Income Receivable / Dividends / Shares in Listed Companies / Bendigo And Adelaide Bank Limited					
01/07/2022	Opening Balance	0.00	0.00	0.00	0.00

Date	Description	Quantity	Debits	Credits	Balance
29/09/2022	BEN AUD 0.265 FRANKED, 30% CTR, DRP NIL DISC, BSP	0.00	0.00	828.92	828.92
29/09/2022	BEN AUD 0.265 FRANKED, 30% CTR, DRP NIL DISC, BSP	0.00	828.92	0.00	0.00
31/03/2023	BEN AUD 0.29 FRANKED, 30% CTR, DRP NIL DISC, BSP	0.00	0.00	907.12	907.12
31/03/2023	BEN AUD 0.29 FRANKED, 30% CTR, DRP NIL DISC, BSP	0.00	907.12	0.00	0.00
30/06/2023	Closing Balance	0.00	0.00	0.00	0.00
Other Assets - Receivables / Investment Income Receivable / Dividends / Shares in Listed Companies / BHP Group Limited					
01/07/2022	Opening Balance	0.00	0.00	0.00	0.00
22/09/2022	BHP USD 1.75, 1.75 FRANKED, 30% CTR, DRP NIL DISC	0.00	3,827.76	0.00	3,827.76
23/09/2022	BHP USD 1.75, 1.75 FRANKED, 30% CTR, DRP NIL DISC	0.00	0.00	3,827.76	0.00
30/03/2023	BHP USD 0.9, 0.9 FRANKED, 30% CTR, DRP NIL DISC	0.00	0.00	2,045.45	2,045.45
30/03/2023	BHP USD 0.9, 0.9 FRANKED, 30% CTR, DRP NIL DISC	0.00	2,045.45	0.00	0.00
30/06/2023	Closing Balance	0.00	0.00	0.00	0.00
Other Assets - Receivables / Investment Income Receivable / Dividends / Shares in Listed Companies / Carlton Investments Limited					
01/07/2022	Opening Balance	0.00	0.00	0.00	0.00
19/09/2022	CIN AUD 0.14 SPEC, 0.58 FRANKED, 30% CTR, DRP SUSP	0.00	0.00	580.00	580.00
19/09/2022	CIN AUD 0.14 SPEC, 0.58 FRANKED, 30% CTR, DRP SUSP	0.00	580.00	0.00	0.00

Date	Description	Quantity	Debits	Credits	Balance
20/03/2023	CIN AUD 0.09 SPEC, 0.49 FRANKED, 30% CTR, DRP SUSP	0.00	0.00	490.00	490.00
20/03/2023	CIN AUD 0.09 SPEC, 0.49 FRANKED, 30% CTR, DRP SUSP	0.00	490.00	0.00	0.00
30/06/2023	Closing Balance	0.00	0.00	0.00	0.00
Other Assets - Receivables / Investment Income Receivable / Dividends / Shares in Listed Companies / Coles Group Limited					
01/07/2022	Opening Balance	0.00	0.00	0.00	0.00
28/09/2022	COL AUD 0.3 FRANKED, 30% CTR, DRP NIL DISC	0.00	0.00	450.00	450.00
28/09/2022	COL AUD 0.3 FRANKED, 30% CTR, DRP NIL DISC	0.00	450.00	0.00	0.00
30/03/2023	COL AUD 0.36 FRANKED, 30% CTR, DRP NIL DISC	0.00	0.00	540.00	540.00
30/03/2023	COL AUD 0.36 FRANKED, 30% CTR, DRP NIL DISC	0.00	540.00	0.00	0.00
30/06/2023	Closing Balance	0.00	0.00	0.00	0.00
Other Assets - Receivables / Investment Income Receivable / Dividends / Shares in Listed Companies / Commonwealth Bank Of Australia					
01/07/2022	Opening Balance	0.00	0.00	0.00	0.00
29/09/2022	CBA AUD 2.1 FRANKED, 30% CTR, DRP NIL DISC	0.00	0.00	504.00	504.00
29/09/2022	CBA AUD 2.1 FRANKED, 30% CTR, DRP NIL DISC	0.00	504.00	0.00	0.00
30/03/2023	CBA AUD 2.1 FRANKED, 30% CTR, DRP NIL DISC	0.00	0.00	504.00	504.00
30/03/2023	CBA AUD 2.1 FRANKED, 30% CTR, DRP NIL DISC	0.00	504.00	0.00	0.00

Date	Description	Quantity	Debits	Credits	Balance
30/06/2023	Closing Balance	0.00	0.00	0.00	0.00
Other Assets - Receivables / Investment Income Receivable / Dividends / Shares in Listed Companies / CSL Limited					
01/07/2022	Opening Balance	0.00	0.00	0.00	0.00
05/10/2022	CSL USD 1.18, 0.118 FRANKED, 30% CTR, 1.062 CFI, DRP SUSP	0.00	0.00	334.08	334.08
05/10/2022	CSL USD 1.18, 0.118 FRANKED, 30% CTR, 1.062 CFI, DRP SUSP	0.00	334.08	0.00	0.00
05/04/2023	CSL USD 1.07, UNFRANKED, 1.07 CFI, DRP SUSP	0.00	0.00	308.08	308.08
05/04/2023	CSL USD 1.07, UNFRANKED, 1.07 CFI, DRP SUSP	0.00	308.08	0.00	0.00
30/06/2023	Closing Balance	0.00	0.00	0.00	0.00
Other Assets - Receivables / Investment Income Receivable / Dividends / Shares in Listed Companies / Elders Limited					
01/07/2022	Opening Balance	0.00	0.00	0.00	0.00
16/12/2022	ELD AUD 0.084 FRANKED, 30% CTR, NIL CFI, DRP NIL DISC	0.00	0.00	139.72	139.72
16/12/2022	ELD AUD 0.084 FRANKED, 30% CTR, NIL CFI, DRP NIL DISC	0.00	139.72	0.00	0.00
22/06/2023	ELD AUD 0.069 FRANKED, 30% CTR, NIL CFI, DRP NIL DISC	0.00	0.00	114.77	114.77
22/06/2023	ELD AUD 0.069 FRANKED, 30% CTR, NIL CFI, DRP NIL DISC	0.00	114.77	0.00	0.00
30/06/2023	Closing Balance	0.00	0.00	0.00	0.00
Other Assets - Receivables / Investment Income Receivable / Dividends / Shares in Listed Companies / Macquarie Group Limited					
01/07/2022	Opening Balance	0.00	0.00	0.00	0.00

Date	Description	Quantity	Debits	Credits	Balance
04/07/2022	MQG AUD 1.4 FRANKED, 30% CTR, 2.1 CFI, DRP 1.5% DISC	0.00	1,022.00	0.00	1,022.00
14/07/2022	MQG AUD 1.4 FRANKED, 30% CTR, 2.1 CFI, DRP 1.5% DISC	0.00	0.00	1,022.00	0.00
13/12/2022	MQG AUD 1.2 FRANKED, 30% CTR, 1.8 CFI, DRP NIL DISC	0.00	0.00	1,416.00	1,416.00
13/12/2022	MQG AUD 1.2 FRANKED, 30% CTR, 1.8 CFI, DRP NIL DISC	0.00	1,416.00	0.00	0.00
30/06/2023	Closing Balance	0.00	0.00	0.00	0.00
Other Assets - Receivables / Investment Income Receivable / Dividends / Shares in Listed Companies / National Australia Bank Limited					
01/07/2022	Opening Balance	0.00	0.00	0.00	0.00
05/07/2022	NAB AUD 0.73 FRANKED, 30% CTR, DRP NIL DISC, BSP	0.00	0.00	1,494.31	1,494.31
05/07/2022	NAB AUD 0.73 FRANKED, 30% CTR, DRP NIL DISC, BSP	0.00	1,494.31	0.00	0.00
14/12/2022	NAB AUD 0.78 FRANKED, 30% CTR, DRP NIL DISC, BSP	0.00	0.00	1,596.66	1,596.66
14/12/2022	NAB AUD 0.78 FRANKED, 30% CTR, DRP NIL DISC, BSP	0.00	1,596.66	0.00	0.00
30/06/2023	Closing Balance	0.00	0.00	0.00	0.00
Other Assets - Receivables / Investment Income Receivable / Dividends / Shares in Listed Companies / Westpac Banking Corporation					
01/07/2022	Opening Balance	0.00	0.00	0.00	0.00
20/12/2022	WBC AUD 0.64 FRANKED, 30% CTR, DRP NIL DISC	0.00	0.00	1,216.00	1,216.00
20/12/2022	WBC AUD 0.64 FRANKED, 30% CTR, DRP NIL DISC	0.00	1,216.00	0.00	0.00

Date	Description	Quantity	Debits	Credits	Balance
27/06/2023	WBC AUD 0.7 FRANKED, 30% CTR, DRP NIL DISC	0.00	0.00	1,330.00	1,330.00
27/06/2023	WBC AUD 0.7 FRANKED, 30% CTR, DRP NIL DISC	0.00	1,330.00	0.00	0.00
30/06/2023	Closing Balance	0.00	0.00	0.00	0.00
Other Assets - Receivables / Investment Income Receivable / Dividends / Shares in Listed Companies / Woodside Energy Group Limited					
01/07/2022	Opening Balance	0.00	0.00	0.00	0.00
06/10/2022	WDS USD 1.09, 1.09 FRANKED, 30% CTR, DRP NIL DISC	0.00	0.00	433.47	433.47
06/10/2022	WDS USD 1.09, 1.09 FRANKED, 30% CTR, DRP NIL DISC	0.00	433.47	0.00	0.00
05/04/2023	WDS USD 1.44, 1.44 FRANKED, 30% CTR, DRP SUSP	0.00	0.00	583.84	583.84
05/04/2023	WDS USD 1.44, 1.44 FRANKED, 30% CTR, DRP SUSP	0.00	583.84	0.00	0.00
30/06/2023	Closing Balance	0.00	0.00	0.00	0.00
Other Assets - Receivables / Investment Income Receivable / Foreign Income / Foreign Dividend / Shares in Listed Companies / Amcor PLC					
01/07/2022	Opening Balance	0.00	0.00	0.00	0.00
28/09/2022	AMC USD 0.12	0.00	0.00	431.50	431.50
28/09/2022	AMC USD 0.12	0.00	431.50	0.00	0.00
13/12/2022	AMC USD 0.1225	0.00	0.00	486.00	486.00
13/12/2022	AMC USD 0.1225	0.00	486.00	0.00	0.00
21/03/2023	AMC USD 0.1225	0.00	0.00	432.50	432.50

Date	Description	Quantity	Debits	Credits	Balance
21/03/2023	AMC USD 0.1225	0.00	432.50	0.00	0.00
20/06/2023	AMC USD 0.1225	0.00	0.00	460.75	460.75
20/06/2023	AMC USD 0.1225	0.00	460.75	0.00	0.00
30/06/2023	Closing Balance	0.00	0.00	0.00	0.00
Other Assets - Receivables / Investment Income Receivable / Interest / Cash At Bank / Adelaide Bank CMA					
01/07/2022	Opening Balance	0.00	0.00	0.00	0.00
31/07/2022	CREDIT INTEREST	0.00	0.00	3.87	3.87
31/07/2022	CREDIT INTEREST	0.00	3.87	0.00	0.00
31/08/2022	CREDIT INTEREST	0.00	0.00	2.23	2.23
31/08/2022	CREDIT INTEREST	0.00	2.23	0.00	0.00
30/09/2022	CREDIT INTEREST	0.00	0.00	4.47	4.47
30/09/2022	CREDIT INTEREST	0.00	4.47	0.00	0.00
31/10/2022	CREDIT INTEREST	0.00	0.00	12.49	12.49
31/10/2022	CREDIT INTEREST	0.00	12.49	0.00	0.00
30/11/2022	CREDIT INTEREST	0.00	0.00	3.68	3.68
30/11/2022	CREDIT INTEREST	0.00	3.68	0.00	0.00
31/12/2022	CREDIT INTEREST	0.00	0.00	6.54	6.54
31/12/2022	CREDIT INTEREST	0.00	6.54	0.00	0.00
31/01/2023	CREDIT INTEREST	0.00	0.00	2.16	2.16
31/01/2023	CREDIT INTEREST	0.00	2.16	0.00	0.00

Date	Description	Quantity	Debits	Credits	Balance
28/02/2023	CREDIT INTEREST	0.00	0.00	1.72	1.72
28/02/2023	CREDIT INTEREST	0.00	1.72	0.00	0.00
31/03/2023	CREDIT INTEREST	0.00	0.00	3.85	3.85
31/03/2023	CREDIT INTEREST	0.00	3.85	0.00	0.00
30/04/2023	CREDIT INTEREST	0.00	0.00	7.71	7.71
30/04/2023	CREDIT INTEREST	0.00	7.71	0.00	0.00
31/05/2023	CREDIT INTEREST	0.00	0.00	5.12	5.12
31/05/2023	CREDIT INTEREST	0.00	5.12	0.00	0.00
30/06/2023	CREDIT INTEREST	0.00	0.00	2.39	2.39
30/06/2023	CREDIT INTEREST	0.00	2.39	0.00	0.00
30/06/2023	Closing Balance	0.00	0.00	0.00	0.00
Other Assets - Receivables / Member Income Receivable / Contributions / Mr Kon Dimopoulos					
01/07/2022	Opening Balance	0.00	0.00	0.00	0.00
04/07/2022	Contribution Received	0.00	0.00	20,000.00	20,000.00
04/07/2022	Direct Credit Super Contribution KON DIMOPOULOS	0.00	20,000.00	0.00	0.00
05/07/2022	Contribution Received	0.00	0.00	7,500.00	7,500.00
05/07/2022	Direct Credit Super Contribution KON DIMOPOULOS	0.00	7,500.00	0.00	0.00
30/06/2023	Closing Balance	0.00	0.00	0.00	0.00
Other Assets - Current Tax Assets / Income Tax Payable					

Date	Description	Quantity	Debits	Credits	Balance
01/07/2022	Opening Balance	0.00	0.00	0.00	0.00
01/07/2022	Fund Tax Finalisation	0.00	4,113.01	0.00	4,113.01
01/05/2023	DIRECT CREDIT ATO	0.00	0.00	4,113.01	0.00
30/06/2023	Closing Balance	0.00	0.00	0.00	0.00
Other Assets - Current Tax Assets / Provision for Income Tax					
01/07/2022	Opening Balance	0.00	0.00	0.00	11,748.15
01/07/2022	Fund Tax Finalisation	0.00	11,748.15	0.00	0.00
04/07/2022	Tax Effect Of Income	0.00	0.00	3,000.00	3,000.00
05/07/2022	Tax Effect Of Income	0.00	0.00	1,125.00	4,125.00
30/06/2023	Tax Effect Of Income	0.00	0.00	7,139.70	11,264.70
30/06/2023	Closing Balance	0.00	0.00	0.00	11,264.70
Other Assets - Current Tax Assets / Franking Credits / Shares in Listed Companies / AMP Limited					
01/07/2022	Opening Balance	0.00	0.00	0.00	0.00
03/04/2023	AMP AUD 0.005 FRANKED, 30% CTR, 0.02 CFI, DRP NIL DISC	0.00	3.86	0.00	3.86
30/06/2023	Closing Balance	0.00	0.00	0.00	3.86
Other Assets - Current Tax Assets / Franking Credits / Shares in Listed Companies / ANZ Group Holdings Limited					
01/07/2022	Opening Balance	0.00	0.00	0.00	836.79
01/07/2022	ANZ AUD 0.72 FRANKED, 30% CTR, DRP NIL DISC, BSP	0.00	424.29	0.00	1,261.08
01/07/2022	Fund Tax Finalisation	0.00	0.00	836.79	424.29

Date	Description	Quantity	Debits	Credits	Balance
15/12/2022	ANZ AUD 0.74 FRANKED, 30% CTR, DRP NIL DISC, BSP	0.00	465.25	0.00	889.54
30/06/2023	Closing Balance	0.00	0.00	0.00	889.54
Other Assets - Current Tax Assets / Franking Credits / Shares in Listed Companies / Argo Investments Limited					
01/07/2022	Opening Balance	0.00	0.00	0.00	773.49
01/07/2022	Fund Tax Finalisation	0.00	0.00	773.49	0.00
16/09/2022	ARG AUD 0.17 FRANKED, 30% CTR, DRP 2% DISC	0.00	516.70	0.00	516.70
10/03/2023	ARG AUD 0.165 FRANKED, 30% CTR, DRP 2% DISC	0.00	501.51	0.00	1,018.21
30/06/2023	Closing Balance	0.00	0.00	0.00	1,018.21
Other Assets - Current Tax Assets / Franking Credits / Shares in Listed Companies / Australian Foundation Investment Company Limited					
01/07/2022	Opening Balance	0.00	0.00	0.00	1,028.57
01/07/2022	Fund Tax Finalisation	0.00	0.00	1,028.57	0.00
30/08/2022	AFI AUD 0.14 FRANKED, 30% CTR, DRP 5% DISC, BSP	0.00	600.00	0.00	600.00
24/02/2023	AFI AUD 0.11 FRANKED, 30% CTR, DRP 2.5% DISC, BSP	0.00	471.43	0.00	1,071.43
30/06/2023	Closing Balance	0.00	0.00	0.00	1,071.43
Other Assets - Current Tax Assets / Franking Credits / Shares in Listed Companies / Bendigo And Adelaide Bank Limited					
01/07/2022	Opening Balance	0.00	0.00	0.00	710.50
01/07/2022	Fund Tax Finalisation	0.00	0.00	710.50	0.00

Date	Description	Quantity	Debits	Credits	Balance
29/09/2022	BEN AUD 0.265 FRANKED, 30% CTR, DRP NIL DISC, BSP	0.00	355.25	0.00	355.25
31/03/2023	BEN AUD 0.29 FRANKED, 30% CTR, DRP NIL DISC, BSP	0.00	388.77	0.00	744.02
30/06/2023	Closing Balance	0.00	0.00	0.00	744.02
Other Assets - Current Tax Assets / Franking Credits / Shares in Listed Companies / BHP Group Limited					
01/07/2022	Opening Balance	0.00	0.00	0.00	6,539.44
01/07/2022	Fund Tax Finalisation	0.00	0.00	6,539.44	0.00
22/09/2022	BHP USD 1.75, 1.75 FRANKED, 30% CTR, DRP NIL DISC	0.00	1,640.47	0.00	1,640.47
30/03/2023	BHP USD 0.9, 0.9 FRANKED, 30% CTR, DRP NIL DISC	0.00	876.62	0.00	2,517.09
30/06/2023	Closing Balance	0.00	0.00	0.00	2,517.09
Other Assets - Current Tax Assets / Franking Credits / Shares in Listed Companies / Carlton Investments Limited					
01/07/2022	Opening Balance	0.00	0.00	0.00	347.14
01/07/2022	Fund Tax Finalisation	0.00	0.00	347.14	0.00
19/09/2022	CIN AUD 0.14 SPEC, 0.58 FRANKED, 30% CTR, DRP SUSP	0.00	248.57	0.00	248.57
20/03/2023	CIN AUD 0.09 SPEC, 0.49 FRANKED, 30% CTR, DRP SUSP	0.00	210.00	0.00	458.57
30/06/2023	Closing Balance	0.00	0.00	0.00	458.57
Other Assets - Current Tax Assets / Franking Credits / Shares in Listed Companies / Coles Group Limited					
01/07/2022	Opening Balance	0.00	0.00	0.00	392.14

Date	Description	Quantity	Debits	Credits	Balance
01/07/2022	Fund Tax Finalisation	0.00	0.00	392.14	0.00
28/09/2022	COL AUD 0.3 FRANKED, 30% CTR, DRP NIL DISC	0.00	192.86	0.00	192.86
30/03/2023	COL AUD 0.36 FRANKED, 30% CTR, DRP NIL DISC	0.00	231.43	0.00	424.29
30/06/2023	Closing Balance	0.00	0.00	0.00	424.29
Other Assets - Current Tax Assets / Franking Credits / Shares in Listed Companies / Commonwealth Bank Of Australia					
01/07/2022	Opening Balance	0.00	0.00	0.00	385.71
01/07/2022	Fund Tax Finalisation	0.00	0.00	385.71	0.00
29/09/2022	CBA AUD 2.1 FRANKED, 30% CTR, DRP NIL DISC	0.00	216.00	0.00	216.00
30/03/2023	CBA AUD 2.1 FRANKED, 30% CTR, DRP NIL DISC	0.00	216.00	0.00	432.00
30/06/2023	Closing Balance	0.00	0.00	0.00	432.00
Other Assets - Current Tax Assets / Franking Credits / Shares in Listed Companies / CSL Limited					
01/07/2022	Opening Balance	0.00	0.00	0.00	6.81
01/07/2022	Fund Tax Finalisation	0.00	0.00	6.81	0.00
05/10/2022	CSL USD 1.18, 0.118 FRANKED, 30% CTR, 1.062 CFI, DRP SUSP	0.00	14.32	0.00	14.32
30/06/2023	Closing Balance	0.00	0.00	0.00	14.32
Other Assets - Current Tax Assets / Franking Credits / Shares in Listed Companies / Elders Limited					
01/07/2022	Opening Balance	0.00	0.00	0.00	27.38
01/07/2022	Fund Tax Finalisation	0.00	0.00	27.38	0.00

Date	Description	Quantity	Debits	Credits	Balance
16/12/2022	ELD AUD 0.084 FRANKED, 30% CTR, NIL CFI, DRP NIL DISC	0.00	17.97	0.00	17.97
22/06/2023	ELD AUD 0.069 FRANKED, 30% CTR, NIL CFI, DRP NIL DISC	0.00	14.76	0.00	32.73
30/06/2023	Closing Balance	0.00	0.00	0.00	32.73
Other Assets - Current Tax Assets / Franking Credits / Shares in Listed Companies / Macquarie Group Limited					
01/07/2022	Opening Balance	0.00	0.00	0.00	249.74
01/07/2022	Fund Tax Finalisation	0.00	0.00	249.74	0.00
04/07/2022	MQG AUD 1.4 FRANKED, 30% CTR, 2.1 CFI, DRP 1.5% DISC	0.00	175.20	0.00	175.20
13/12/2022	MQG AUD 1.2 FRANKED, 30% CTR, 1.8 CFI, DRP NIL DISC	0.00	242.74	0.00	417.94
30/06/2023	Closing Balance	0.00	0.00	0.00	417.94
Other Assets - Current Tax Assets / Franking Credits / Shares in Listed Companies / National Australia Bank Limited					
01/07/2022	Opening Balance	0.00	0.00	0.00	1,114.15
01/07/2022	Fund Tax Finalisation	0.00	0.00	1,114.15	0.00
05/07/2022	NAB AUD 0.73 FRANKED, 30% CTR, DRP NIL DISC, BSP	0.00	640.42	0.00	640.42
14/12/2022	NAB AUD 0.78 FRANKED, 30% CTR, DRP NIL DISC, BSP	0.00	684.28	0.00	1,324.70
30/06/2023	Closing Balance	0.00	0.00	0.00	1,324.70
Other Assets - Current Tax Assets / Franking Credits / Shares in Listed Companies / Westpac Banking Corporation					
01/07/2022	Opening Balance	0.00	0.00	0.00	985.28

Date	Description	Quantity	Debits	Credits	Balance
01/07/2022	Fund Tax Finalisation	0.00	0.00	985.28	0.00
20/12/2022	WBC AUD 0.64 FRANKED, 30% CTR, DRP NIL DISC	0.00	521.14	0.00	521.14
27/06/2023	WBC AUD 0.7 FRANKED, 30% CTR, DRP NIL DISC	0.00	570.00	0.00	1,091.14
30/06/2023	Closing Balance	0.00	0.00	0.00	1,091.14
Other Assets - Current Tax Assets / Franking Credits / Shares in Listed Companies / Woodside Energy Group Limited					
01/07/2022	Opening Balance	0.00	0.00	0.00	0.00
06/10/2022	WDS USD 1.09, 1.09 FRANKED, 30% CTR, DRP NIL DISC	0.00	185.77	0.00	185.77
05/04/2023	WDS USD 1.44, 1.44 FRANKED, 30% CTR, DRP SUSP	0.00	250.22	0.00	435.99
30/06/2023	Closing Balance	0.00	0.00	0.00	435.99
Other Assets - Current Tax Assets / Franking Credits / Units In Listed Unit Trusts / Ishares Core S&P/ASX 200 ETF					
01/07/2022	Opening Balance	0.00	0.00	0.00	0.00
06/01/2023	Distribution - Tax Statement	0.00	19.10	0.00	19.10
06/04/2023	Distribution - Tax Statement	0.00	37.85	0.00	56.95
30/06/2023	Distribution - Tax Statement	0.00	13.81	0.00	70.76
30/06/2023	Closing Balance	0.00	0.00	0.00	70.76
Other Assets - Current Tax Assets / Foreign Tax Credits / Units In Listed Unit Trusts / Betashares Global Sustainability Leaders ETF					
01/07/2022	Opening Balance	0.00	0.00	0.00	160.36
01/07/2022	Fund Tax Finalisation	0.00	0.00	160.36	0.00

Date	Description	Quantity	Debits	Credits	Balance
03/01/2023	Distribution - Tax Statement	0.00	12.16	0.00	12.16
30/06/2023	Distribution - Tax Statement	0.00	207.12	0.00	219.28
30/06/2023	Closing Balance	0.00	0.00	0.00	219.28
Other Assets - Current Tax Assets / Foreign Tax Credits / Units In Listed Unit Trusts / Ishares Core S&P/ASX 200 ETF					
01/07/2022	Opening Balance	0.00	0.00	0.00	0.00
06/01/2023	Distribution - Tax Statement	0.00	0.10	0.00	0.10
06/04/2023	Distribution - Tax Statement	0.00	0.20	0.00	0.30
30/06/2023	Distribution - Tax Statement	0.00	0.07	0.00	0.37
30/06/2023	Closing Balance	0.00	0.00	0.00	0.37
Other Assets - Current Tax Assets / Foreign Tax Credits / Units In Listed Unit Trusts / Vaneck MSCI Intl Small Companies Quality ETF					
01/07/2022	Opening Balance	0.00	0.00	0.00	57.09
01/07/2022	Fund Tax Finalisation	0.00	0.00	57.09	0.00
30/06/2023	Distribution - Tax Statement	0.00	57.12	0.00	57.12
30/06/2023	Closing Balance	0.00	0.00	0.00	57.12
Other Assets - Current Tax Assets / Foreign Tax Credits / Units In Listed Unit Trusts / Vaneck Vectors MSCI International Sustainable Equity ETF					
01/07/2022	Opening Balance	0.00	0.00	0.00	268.67
01/07/2022	Fund Tax Finalisation	0.00	0.00	268.67	0.00
30/06/2023	Distribution - Tax Statement	0.00	212.80	0.00	212.80
30/06/2023	Closing Balance	0.00	0.00	0.00	212.80
Other Assets - Current Tax Assets / Foreign Tax Credits / Units In Listed Unit Trusts / Vaneck Vectors MSCI World Ex Australia Quality ETF					

Date	Description	Quantity	Debits	Credits	Balance
01/07/2022	Opening Balance	0.00	0.00	0.00	96.90
01/07/2022	Fund Tax Finalisation	0.00	0.00	96.90	0.00
30/06/2023	Distribution - Tax Statement	0.00	140.08	0.00	140.08
30/06/2023	Closing Balance	0.00	0.00	0.00	140.08
Other Assets - Current Tax Assets / Income Tax Instalments Paid					
01/07/2022	Opening Balance	0.00	0.00	0.00	1,881.00
01/07/2022	Fund Tax Finalisation	0.00	0.00	1,881.00	0.00
30/09/2022	BPAY TAX OFFICE PAYMENTS	0.00	480.00	0.00	480.00
31/12/2022	BPAY TAX OFFICE PAYMENTS	0.00	480.00	0.00	960.00
31/03/2023	BPAY TAX OFFICE PAYMENTS	0.00	480.00	0.00	1,440.00
30/06/2023	Closing Balance	0.00	0.00	0.00	1,440.00
Other Creditors and Accruals / Accountancy Fee					
01/07/2022	Opening Balance	0.00	0.00	0.00	0.00
26/04/2023	CHEQUE DEBIT	0.00	0.00	1,732.50	1,732.50
26/04/2023	CHEQUE DEBIT	0.00	1,732.50	0.00	0.00
30/06/2023	Closing Balance	0.00	0.00	0.00	0.00
Other Creditors and Accruals / Cash At Bank / Adelaide Bank CMA					
01/07/2022	Opening Balance	0.00	0.00	0.00	0.00
30/04/2023	PERSNL CHQ WITHDRAWAL FEE	0.00	0.00	0.70	0.70
30/04/2023	PERSNL CHQ WITHDRAWAL FEE	0.00	0.70	0.00	0.00

Date	Description	Quantity	Debits	Credits	Balance
30/06/2023	Closing Balance	0.00	0.00	0.00	0.00
Income Tax Suspense					
01/07/2022	Opening Balance	0.00	0.00	0.00	0.00
01/05/2023	DIRECT CREDIT ATO	0.00	0.00	3,854.01	3,854.01
01/05/2023	DIRECT CREDIT ATO	0.00	3,854.01	0.00	0.00
30/06/2023	Closing Balance	0.00	0.00	0.00	0.00
Other Taxes Payable / Activity Statement Payable/Refundable					
01/07/2022	Opening Balance	0.00	0.00	0.00	470.00
05/07/2022	PAYG June 2022	0.00	470.00	0.00	0.00
30/09/2022	BPAY TAX OFFICE PAYMENTS	0.00	0.00	480.00	480.00
04/10/2022	BPAY TAX OFFICE PAYMENTS	0.00	480.00	0.00	0.00
31/12/2022	BPAY TAX OFFICE PAYMENTS	0.00	0.00	480.00	480.00
22/01/2023	BPAY TAX OFFICE PAYMENTS	0.00	480.00	0.00	0.00
31/03/2023	BPAY TAX OFFICE PAYMENTS	0.00	0.00	480.00	480.00
03/04/2023	BPAY TAX OFFICE PAYMENTS	0.00	480.00	0.00	0.00
30/06/2023	Closing Balance	0.00	0.00	0.00	0.00
Fund Suspense / Adelaide Bank CMA					
01/07/2022	Opening Balance	0.00	0.00	0.00	0.00
01/07/2022	ANZ DIVIDEND	0.00	0.00	990.00	990.00
01/07/2022	ANZ DIVIDEND	0.00	990.00	0.00	0.00

Date	Description	Quantity	Debits	Credits	Balance
04/07/2022	Direct Credit Super Contribution KON DIMOPOULOS	0.00	0.00	20,000.00	20,000.00
04/07/2022	Direct Credit Super Contribution KON DIMOPOULOS	0.00	20,000.00	0.00	0.00
05/07/2022	BPAY TAX OFFICE PAYMENTS	0.00	0.00	470.00	470.00
05/07/2022	BPAY TAX OFFICE PAYMENTS	0.00	470.00	0.00	0.00
05/07/2022	Direct Credit Super Contribution KON DIMOPOULOS	0.00	0.00	7,500.00	7,500.00
05/07/2022	Direct Credit Super Contribution KON DIMOPOULOS	0.00	7,500.00	0.00	0.00
05/07/2022	NAB INTERIM DIV	0.00	0.00	1,494.31	1,494.31
05/07/2022	NAB INTERIM DIV	0.00	1,494.31	0.00	0.00
14/07/2022	MQG FNL DIV	0.00	0.00	1,022.00	1,022.00
14/07/2022	MQG FNL DIV	0.00	1,022.00	0.00	0.00
18/07/2022	Direct Debit Morgan Stanley	0.00	0.00	30,889.28	30,889.28
18/07/2022	Direct Debit Morgan Stanley	0.00	30,889.28	0.00	0.00
18/07/2022	ETHI DST JUN	0.00	0.00	2,012.01	2,012.01
18/07/2022	ETHI DST JUN	0.00	2,012.01	0.00	0.00
25/07/2022	ESGI DST	0.00	0.00	1,675.00	1,675.00
25/07/2022	ESGI DST	0.00	1,675.00	0.00	0.00
25/07/2022	QSML DST	0.00	0.00	460.00	460.00
25/07/2022	QSML DST	0.00	460.00	0.00	0.00

Date	Description	Quantity	Debits	Credits	Balance
25/07/2022	QUAL DST	0.00	0.00	680.00	680.00
25/07/2022	QUAL DST	0.00	680.00	0.00	0.00
29/07/2022	BPAY 2022 ANZ PAITREO	0.00	0.00	1,738.80	1,738.80
29/07/2022	BPAY 2022 ANZ PAITREO	0.00	1,738.80	0.00	0.00
31/07/2022	CREDIT INTEREST	0.00	0.00	3.87	3.87
31/07/2022	CREDIT INTEREST	0.00	3.87	0.00	0.00
05/08/2022	Centuria Industr Dist	0.00	0.00	367.63	367.63
05/08/2022	Centuria Industr Dist	0.00	0.01	0.00	367.62
05/08/2022	Centuria Industr Dist	0.00	367.62	0.00	0.00
30/08/2022	AFI DIV PAYMENT	0.00	0.00	1,400.00	1,400.00
30/08/2022	AFI DIV PAYMENT	0.00	1,400.00	0.00	0.00
31/08/2022	CREDIT INTEREST	0.00	0.00	2.23	2.23
31/08/2022	CREDIT INTEREST	0.00	2.23	0.00	0.00
16/09/2022	Argo Investments	0.00	0.00	1,205.64	1,205.64
16/09/2022	Argo Investments	0.00	1,205.64	0.00	0.00
19/09/2022	Carlton Invest	0.00	0.00	580.00	580.00
19/09/2022	Carlton Invest	0.00	580.00	0.00	0.00
23/09/2022	BHP GROUP DIV	0.00	0.00	3,827.76	3,827.76
23/09/2022	BHP GROUP DIV	0.00	3,827.76	0.00	0.00
28/09/2022	AMCOR PLC DIV	0.00	0.00	431.50	431.50

Date	Description	Quantity	Debits	Credits	Balance
28/09/2022	AMCOR PLC DIV	0.00	431.50	0.00	0.00
28/09/2022	COLES GROUP LTD	0.00	0.00	450.00	450.00
28/09/2022	COLES GROUP LTD	0.00	450.00	0.00	0.00
29/09/2022	BEN SEPT22 DIV	0.00	0.00	828.92	828.92
29/09/2022	BEN SEPT22 DIV	0.00	828.92	0.00	0.00
29/09/2022	CBA FNL DIV	0.00	0.00	504.00	504.00
29/09/2022	CBA FNL DIV	0.00	504.00	0.00	0.00
30/09/2022	CREDIT INTEREST	0.00	0.00	4.47	4.47
30/09/2022	CREDIT INTEREST	0.00	4.47	0.00	0.00
04/10/2022	BPAY TAX OFFICE PAYMENTS	0.00	0.00	480.00	480.00
04/10/2022	BPAY TAX OFFICE PAYMENTS	0.00	480.00	0.00	0.00
05/10/2022	CSL LTD DIVIDEND	0.00	0.00	334.08	334.08
05/10/2022	CSL LTD DIVIDEND	0.00	334.08	0.00	0.00
06/10/2022	WOODSIDE	0.00	0.00	433.47	433.47
06/10/2022	WOODSIDE	0.00	433.47	0.00	0.00
28/10/2022	Centuria Industr Dist	0.00	0.00	340.00	340.00
28/10/2022	Centuria Industr Dist	0.00	340.00	0.00	0.00
31/10/2022	CREDIT INTEREST	0.00	0.00	12.49	12.49
31/10/2022	CREDIT INTEREST	0.00	12.49	0.00	0.00
01/11/2022	Direct Debit Morgan Stanley	0.00	0.00	10,618.00	10,618.00

Date	Description	Quantity	Debits	Credits	Balance
01/11/2022	Direct Debit Morgan Stanley	0.00	10,618.00	0.00	0.00
30/11/2022	CREDIT INTEREST	0.00	0.00	3.68	3.68
30/11/2022	CREDIT INTEREST	0.00	3.68	0.00	0.00
13/12/2022	AMCOR PLC DIV	0.00	0.00	486.00	486.00
13/12/2022	AMCOR PLC DIV	0.00	486.00	0.00	0.00
13/12/2022	MQG ITM DIV	0.00	0.00	1,416.00	1,416.00
13/12/2022	MQG ITM DIV	0.00	1,416.00	0.00	0.00
14/12/2022	NAB FINAL DIV	0.00	0.00	1,596.66	1,596.66
14/12/2022	NAB FINAL DIV	0.00	1,596.66	0.00	0.00
15/12/2022	ANZ DIVIDEND	0.00	0.00	1,085.58	1,085.58
15/12/2022	ANZ DIVIDEND	0.00	1,085.58	0.00	0.00
16/12/2022	ELDERS LIMITED	0.00	0.00	139.72	139.72
16/12/2022	ELDERS LIMITED	0.00	139.72	0.00	0.00
20/12/2022	WBC DIVIDEND	0.00	0.00	1,216.00	1,216.00
20/12/2022	WBC DIVIDEND	0.00	1,216.00	0.00	0.00
31/12/2022	CREDIT INTEREST	0.00	0.00	6.54	6.54
31/12/2022	CREDIT INTEREST	0.00	6.54	0.00	0.00
04/01/2023	Direct Debit Morgan Stanley	0.00	0.00	8,701.00	8,701.00
04/01/2023	Direct Debit Morgan Stanley	0.00	8,701.00	0.00	0.00
18/01/2023	ETHI DST	0.00	0.00	250.89	250.89

Date	Description	Quantity	Debits	Credits	Balance
18/01/2023	ETHI DST	0.00	250.89	0.00	0.00
18/01/2023	IOZ PAYMENT	0.00	0.00	55.55	55.55
18/01/2023	IOZ PAYMENT	0.00	55.55	0.00	0.00
22/01/2023	BPAY TAX OFFICE PAYMENTS	0.00	0.00	480.00	480.00
22/01/2023	BPAY TAX OFFICE PAYMENTS	0.00	480.00	0.00	0.00
31/01/2023	Centuria Industr Dist	0.00	0.00	480.00	480.00
31/01/2023	Centuria Industr Dist	0.00	480.00	0.00	0.00
31/01/2023	CREDIT INTEREST	0.00	0.00	2.16	2.16
31/01/2023	CREDIT INTEREST	0.00	2.16	0.00	0.00
24/02/2023	AFI DIV PAYMENT	0.00	0.00	1,100.00	1,100.00
24/02/2023	AFI DIV PAYMENT	0.00	1,100.00	0.00	0.00
28/02/2023	CREDIT INTEREST	0.00	0.00	1.72	1.72
28/02/2023	CREDIT INTEREST	0.00	1.72	0.00	0.00
10/03/2023	Argo Investment	0.00	0.00	1,170.18	1,170.18
10/03/2023	Argo Investment	0.00	1,170.18	0.00	0.00
20/03/2023	CARLTON INVEST	0.00	0.00	490.00	490.00
20/03/2023	CARLTON INVEST	0.00	490.00	0.00	0.00
21/03/2023	AMCOR PLC DIV	0.00	0.00	432.50	432.50
21/03/2023	AMCOR PLC DIV	0.00	432.50	0.00	0.00
30/03/2023	BHP GROUP DIV	0.00	0.00	2,045.45	2,045.45

Date	Description	Quantity	Debits	Credits	Balance
30/03/2023	BHP GROUP DIV	0.00	2,045.45	0.00	0.00
30/03/2023	CBA DIV	0.00	0.00	504.00	504.00
30/03/2023	CBA DIV	0.00	504.00	0.00	0.00
30/03/2023	COLES GROUP LTD	0.00	0.00	540.00	540.00
30/03/2023	COLES GROUP LTD	0.00	540.00	0.00	0.00
31/03/2023	BEN MAR23 DIV	0.00	0.00	907.12	907.12
31/03/2023	BEN MAR23 DIV	0.00	907.12	0.00	0.00
31/03/2023	CREDIT INTEREST	0.00	0.00	3.85	3.85
31/03/2023	CREDIT INTEREST	0.00	3.85	0.00	0.00
03/04/2023	AMP LIMITED	0.00	0.00	45.00	45.00
03/04/2023	AMP LIMITED	0.00	45.00	0.00	0.00
03/04/2023	BPAY TAX OFFICE PAYMENTS	0.00	0.00	480.00	480.00
03/04/2023	BPAY TAX OFFICE PAYMENTS	0.00	480.00	0.00	0.00
05/04/2023	CSL LTD DIVIDEND	0.00	0.00	308.08	308.08
05/04/2023	CSL LTD DIVIDEND	0.00	308.08	0.00	0.00
05/04/2023	WOODSIDE	0.00	0.00	583.84	583.84
05/04/2023	WOODSIDE	0.00	583.84	0.00	0.00
20/04/2023	IOZ PAYMENT	0.00	0.00	110.05	110.05
20/04/2023	IOZ PAYMENT	0.00	110.05	0.00	0.00
26/04/2023	CHEQUE DEBIT	0.00	0.00	1,732.50	1,732.50

Date	Description	Quantity	Debits	Credits	Balance
26/04/2023	CHEQUE DEBIT	0.00	1,732.50	0.00	0.00
28/04/2023	Centuria Industr Dist	0.00	0.00	480.00	480.00
28/04/2023	Centuria Industr Dist	0.00	480.00	0.00	0.00
30/04/2023	CREDIT INTEREST	0.00	0.00	7.71	7.71
30/04/2023	CREDIT INTEREST	0.00	7.71	0.00	0.00
30/04/2023	PERSNL CHQ WITHDRAWAL FEE	0.00	0.00	0.70	0.70
30/04/2023	PERSNL CHQ WITHDRAWAL FEE	0.00	0.70	0.00	0.00
01/05/2023	DIRECT CREDIT ATO	0.00	0.00	3,854.01	3,854.01
01/05/2023	DIRECT CREDIT ATO	0.00	3,854.01	0.00	0.00
12/05/2023	Direct Debit Morgan Stanley	0.00	0.00	9,878.40	9,878.40
12/05/2023	Direct Debit Morgan Stanley	0.00	9,878.40	0.00	0.00
31/05/2023	CREDIT INTEREST	0.00	0.00	5.12	5.12
31/05/2023	CREDIT INTEREST	0.00	5.12	0.00	0.00
20/06/2023	AMCOR PLC DIV	0.00	0.00	460.75	460.75
20/06/2023	AMCOR PLC DIV	0.00	460.75	0.00	0.00
22/06/2023	ELDERS LIMITED	0.00	0.00	114.77	114.77
22/06/2023	ELDERS LIMITED	0.00	114.77	0.00	0.00
27/06/2023	WBC DIVIDEND	0.00	0.00	1,330.00	1,330.00
27/06/2023	WBC DIVIDEND	0.00	1,330.00	0.00	0.00
30/06/2023	CREDIT INTEREST	0.00	0.00	2.39	2.39

Date	Description	Quantity	Debits	Credits	Balance
30/06/2023	CREDIT INTEREST	0.00	2.39	0.00	0.00
30/06/2023	Closing Balance	0.00	0.00	0.00	0.00
Member Entitlement Accounts / Mr Kon Dimopoulos / Accumulation					
01/07/2022	Opening Balance	0.00	0.00	0.00	866,146.15
04/07/2022	Contribution Tax Withheld	0.00	3,000.00	0.00	863,146.15
04/07/2022	Direct Credit Super Contribution KON DIMOPOULOS	0.00	0.00	20,000.00	883,146.15
05/07/2022	Contribution Tax Withheld	0.00	1,125.00	0.00	882,021.15
05/07/2022	Direct Credit Super Contribution KON DIMOPOULOS	0.00	0.00	7,500.00	889,521.15
30/06/2023	Income Taxes Allocated	0.00	7,139.70	0.00	882,381.45
30/06/2023	Investment Profit or Loss	0.00	0.00	107,353.98	989,735.43
30/06/2023	Closing Balance	0.00	0.00	0.00	989,735.43

Permanent Documents

[OCR_Trust Deed.pdf](#)

Self-managed superannuation fund annual return **2023**

Who should complete this annual return?

Only self-managed superannuation funds (SMSFs) can complete this annual return. All other funds must complete the *Fund income tax return 2023* (NAT 71287).

- ! The *Self-managed superannuation fund annual return instructions 2023* (NAT 71606) (the instructions) can assist you to complete this annual return.
- The SMSF annual return cannot be used to notify us of a change in fund membership. You must update fund details via ABR.gov.au or complete the Change of details for superannuation entities form (NAT 3036).

To complete this annual return

- Print clearly, using a BLACK pen only.
- Use BLOCK LETTERS and print one character per box.

S M I T H S T

- Place X in ALL applicable boxes.

➤ Postal address for annual returns:

Australian Taxation Office
GPO Box 9845
[insert the name and postcode
of your capital city]

For example;

Australian Taxation Office
GPO Box 9845
SYDNEY NSW 2001

Section A: Fund information

1 Tax file number (TFN)

➤ To assist processing, write the fund's TFN at the top of pages 3, 5, 7 and 9.

- ! The ATO is authorised by law to request your TFN. You are not obliged to quote your TFN but not quoting it could increase the chance of delay or error in processing your annual return. See the Privacy note in the Declaration.

2 Name of self-managed superannuation fund (SMSF)

The Battlers Super Fund

3 Australian business number (ABN) (if applicable)

4 Current postal address

150 South Road

Suburb/town

Torrensville

State/territory

SA

Postcode

5031

5 Annual return status

Is this an amendment to the SMSF's 2023 return?

A No Yes

Is this the first required return for a newly registered SMSF?

B No Yes

Fund's tax file number (TFN) *****

6 SMSF auditor

Auditor's name

Title: MR

Family name

Boys

First given name

Anthony

Other given names

SMSF Auditor Number

100014140

Auditor's phone number

04

10702708

Postal address

PO Box 3376

Suburb/town

Rundle Mall

State/territory

SA

Postcode

5000

Date audit was completed

A

Day Month Year

Was Part A of the audit report qualified?

B No Yes

Was Part B of the audit report qualified?

C No Yes

If Part B of the audit report was qualified, have the reported issues been rectified?

D No Yes **7 Electronic funds transfer (EFT)**

We need your self-managed super fund's financial institution details to pay any super payments and tax refunds owing to you.

A Fund's financial institution account details

This account is used for super contributions and rollovers. Do not provide a tax agent account here.

Fund BSB number 610101

Fund account number 71324493

Fund account name

K & T Dimopoulos ATF The Battlers Super Fund

I would like my tax refunds made to this account. Go to C.**B Financial institution account details for tax refunds**

This account is used for tax refunds. You can provide a tax agent account here.

BSB number

Account number

Account name

C Electronic service address alias

Provide the electronic service address alias (ESA) issued by your SMSF messaging provider. (For example, SMSFdataESAAlias). See instructions for more information.

smsfdataflow

Fund's tax file number (TFN)

8 Status of SMSF Australian superannuation fund **A** No Yes Fund benefit structure **B** Code
 Does the fund trust deed allow acceptance of the Government's Super Co-contribution and Low Income Super Amounts? **C** No Yes

9 Was the fund wound up during the income year?
 No Yes If yes, provide the date on which the fund was wound up Day Month Year Have all tax lodgment and payment obligations been met? No Yes

10 Exempt current pension income
 Did the fund pay retirement phase superannuation income stream benefits to one or more members in the income year?

⊖ To claim a tax exemption for current pension income, you must pay at least the minimum benefit payment under the law. Record exempt current pension income at Label **A**.

No Go to Section B: Income.

Yes Exempt current pension income amount **A** \$.00

Which method did you use to calculate your exempt current pension income?

Segregated assets method **B**

Unsegregated assets method **C** Was an actuarial certificate obtained? **D** Yes

Did the fund have any other income that was assessable?

E Yes Go to Section B: Income.

No Choosing 'No' means that you do not have any assessable income, including no-TFN quoted contributions. Go to Section C: Deductions and non-deductible expenses. (Do **not** complete Section B: Income.)

⊖ If you are entitled to claim any tax offsets, you can list these at Section D: Income tax calculation statement.

Fund's tax file number (TFN)

Section B: Income

Do not complete this section if all superannuation interests in the SMSF were supporting superannuation income streams in the retirement phase for the **entire year**, there was **no** other income that was assessable, and you **have not** realised a deferred notional gain. If you are entitled to claim any tax offsets, you can record these at Section D: Income tax calculation statement.

11 Income

Did you have a capital gains tax (CGT) event during the year? **G** No Yes

If the total capital loss or total capital gain is greater than \$10,000 or you elected to use the transitional CGT relief in 2017 and the deferred notional gain has been realised, complete and attach a *Capital gains tax (CGT) schedule 2023*.

Have you applied an exemption or rollover? **M** No Yes Code

Net capital gain **A** \$ -00

Gross rent and other leasing and hiring income **B** \$ -00

Gross interest **C** \$ -00

Forestry managed investment scheme income **X** \$ -00

Gross foreign income D1 \$ <input type="text" value="5727"/> -00	Net foreign income D \$ <input type="text" value="5727"/> -00	Loss <input type="checkbox"/>
---	--	-------------------------------

Australian franking credits from a New Zealand company **E** \$ -00

Transfers from foreign funds **F** \$ -00 Number

Gross payments where ABN not quoted **H** \$ -00

Calculation of assessable contributions

Assessable employer contributions **R1** \$ -00

plus Assessable personal contributions **R2** \$ -00

plus **R3** \$ -00
#No-TFN-quoted contributions (an amount must be included even if it is zero)

less Transfer of liability to life insurance company or PST **R6** \$ -00

Gross distribution from partnerships **I** \$ -00

*Unfranked dividend amount **J** \$ -00

*Franked dividend amount **K** \$ -00

*Dividend franking credit **L** \$ -00

*Gross trust distributions **M** \$ -00

Assessable contributions (R1 plus R2 plus R3 less R6) **R** \$ -00

Calculation of non-arm's length income

*Net non-arm's length private company dividends **U1** \$ -00

plus *Net non-arm's length trust distributions **U2** \$ -00

plus *Net other non-arm's length income **U3** \$ -00

*Other income **S** \$ -00

*Assessable income due to changed tax status of fund **T** \$ -00

Net non-arm's length income (subject to 45% tax rate) (U1 plus U2 plus U3) **U** \$ -00

#This is a mandatory label.
*If an amount is entered at this label, check the instructions to ensure the correct tax treatment has been applied.

GROSS INCOME (Sum of labels A to U) **W** \$ -00 Loss

Exempt current pension income **Y** \$ -00

TOTAL ASSESSABLE INCOME (W less Y) **V** \$ -00 Loss

Fund's tax file number (TFN)

Section C: Deductions and non-deductible expenses

12 Deductions and non-deductible expenses

Under 'Deductions' list all expenses and allowances you are entitled to claim a deduction for. Under 'Non-deductible expenses', list all other expenses or normally allowable deductions that you cannot claim as a deduction (for example, all expenses related to exempt current pension income should be recorded in the 'Non-deductible expenses' column).

DEDUCTIONS		NON-DEDUCTIBLE EXPENSES	
Interest expenses within Australia	A1 \$ <input type="text" value="0"/> -00	A2 \$ <input type="text" value="0"/> -00	
Interest expenses overseas	B1 \$ <input type="text" value="0"/> -00	B2 \$ <input type="text" value="0"/> -00	
Capital works expenditure	D1 \$ <input type="text" value="0"/> -00	D2 \$ <input type="text" value="0"/> -00	
Decline in value of depreciating assets	E1 \$ <input type="text" value="0"/> -00	E2 \$ <input type="text" value="0"/> -00	
Insurance premiums – members	F1 \$ <input type="text" value="0"/> -00	F2 \$ <input type="text" value="0"/> -00	
SMSF auditor fee	H1 \$ <input type="text" value="0"/> -00	H2 \$ <input type="text" value="0"/> -00	
Investment expenses	I1 \$ <input type="text" value="0"/> -00	I2 \$ <input type="text" value="0"/> -00	
Management and administration expenses	J1 \$ <input type="text" value="1732"/> -00	J2 \$ <input type="text" value="0"/> -00	
Forestry managed investment scheme expense	U1 \$ <input type="text" value="0"/> -00	U2 \$ <input type="text" value="0"/> -00	
Other amounts	L1 \$ <input type="text" value="259"/> -00	L2 \$ <input type="text" value="0"/> -00	Code <input type="text" value="0"/>
Tax losses deducted	M1 \$ <input type="text" value="0"/> -00		Code <input type="text" value=""/>

TOTAL DEDUCTIONS
N \$ -00
 (Total **A1** to **M1**)

TOTAL NON-DEDUCTIBLE EXPENSES
Y \$ -00
 (Total **A2** to **L2**)

#TAXABLE INCOME OR LOSS
O \$ -00 Loss
 (TOTAL ASSESSABLE INCOME less TOTAL DEDUCTIONS)

TOTAL SMSF EXPENSES
Z \$ -00
 (N plus Y)

#This is a mandatory label.

Fund's tax file number (TFN) *****

Section D: Income tax calculation statement

#Important:

Section B label **R3**, Section C label **O** and Section D labels **A, T1, J, T5** and **I** are mandatory. If you leave these labels blank, you will have specified a zero amount.

13 Calculation statement

Please refer to the *Self-managed superannuation fund annual return instructions 2023* on how to complete the calculation statement.

#Taxable income	A	\$	<input type="text" value="75098"/>	-00
<i>(an amount must be included even if it is zero)</i>				
#Tax on taxable income	T1	\$	<input type="text" value="11264.70"/>	
<i>(an amount must be included even if it is zero)</i>				
#Tax on no-TFN-quoted contributions	J	\$	<input type="text" value="0"/>	
<i>(an amount must be included even if it is zero)</i>				

Gross tax **B** \$
(T1 plus J)

Foreign income tax offset	C1	\$	<input type="text" value="629.65"/>	
Rebates and tax offsets	C2	\$	<input type="text"/>	
Non-refundable non-carry forward tax offsets	C	\$	<input type="text" value="629.65"/>	
<i>(C1 plus C2)</i>				

SUBTOTAL 1
T2 \$
(B less C – cannot be less than zero)

Early stage venture capital limited partnership tax offset	D1	\$	<input type="text" value="0"/>	
Early stage venture capital limited partnership tax offset carried forward from previous year	D2	\$	<input type="text" value="0"/>	
Early stage investor tax offset	D3	\$	<input type="text" value="0"/>	
Early stage investor tax offset carried forward from previous year	D4	\$	<input type="text" value="0"/>	
Non-refundable carry forward tax offsets	D	\$	<input type="text" value="0"/>	
<i>(D1 plus D2 plus D3 plus D4)</i>				

SUBTOTAL 2
T3 \$
(T2 less D – cannot be less than zero)

Complying fund's franking credits tax offset	E1	\$	<input type="text" value="10946.59"/>	
No-TFN tax offset	E2	\$	<input type="text"/>	
National rental affordability scheme tax offset	E3	\$	<input type="text"/>	
Exploration credit tax offset	E4	\$	<input type="text"/>	
Refundable tax offsets	E	\$	<input type="text" value="10946.59"/>	
<i>(E1 plus E2 plus E3 plus E4)</i>				

#TAX PAYABLE **T5** \$
(T3 less E – cannot be less than zero)

Section 102AAM interest charge
G \$

Fund's tax file number (TFN)

Credit for tax withheld – foreign resident withholding (excluding capital gains)	H2 \$ <input type="text" value="0"/>
Credit for tax withheld – where ABN or TFN not quoted (non-individual)	H3 \$ <input type="text" value="0"/>
Credit for TFN amounts withheld from payments from closely held trusts	H5 \$ <input type="text"/>
Credit for interest on no-TFN tax offset	H6 \$ <input type="text"/>
Credit for foreign resident capital gains withholding amounts	H8 \$ <input type="text"/>
Eligible credits	H \$ <input type="text" value="0"/>
	<i>(H2 plus H3 plus H5 plus H6 plus H8)</i>

#Tax offset refunds (Remainder of refundable tax offsets)	I \$ <input type="text" value="311.54"/>
	<i>(unused amount from label E – an amount must be included even if it is zero)</i>

PAYG instalments raised

K \$

Supervisory levy

L \$

Supervisory levy adjustment for wound up funds

M \$

Supervisory levy adjustment for new funds

N \$

AMOUNT DUE OR REFUNDABLE A positive amount at S is what you owe, while a negative amount is refundable to you.	S \$ <input type="text" value="-1492.54"/>
	<i>(T5 plus G less H less I less K plus L less M plus N)</i>

#This is a mandatory label.

Section E: Losses

14 Losses

! If total loss is greater than \$100,000, complete and attach a *Losses schedule 2023*.

Tax losses carried forward to later income years **U \$** -00

Net capital losses carried forward to later income years **V \$** -00

Fund's tax file number (TFN) *****

Section F: Member information

MEMBER 1

Title:

Family name

First given name

Other given names

Member's TFN

See the Privacy note in the Declaration.

Date of birth

Contributions

OPENING ACCOUNT BALANCE \$

! Refer to instructions for completing these labels.

Employer contributions

A \$

ABN of principal employer

A1

Personal contributions

B \$

CGT small business retirement exemption

C \$

CGT small business 15-year exemption amount

D \$

Personal injury election

E \$

Spouse and child contributions

F \$

Other third party contributions

G \$

Proceeds from primary residence disposal

H \$

Receipt date

H1

Assessable foreign superannuation fund amount

I \$

Non-assessable foreign superannuation fund amount

J \$

Transfer from reserve: assessable amount

K \$

Transfer from reserve: non-assessable amount

L \$

Contributions from non-complying funds and previously non-complying funds

T \$

Any other contributions (including Super Co-contributions and Low Income Super Amounts)

M \$

TOTAL CONTRIBUTIONS N \$

(Sum of labels **A** to **M**)

Other transactions

Allocated earnings or losses

O \$

Loss

Inward rollovers and transfers

P \$

Outward rollovers and transfers

Q \$

Lump Sum payments

R1 \$

Income stream payments

R2 \$

Code

Code

Accumulation phase account balance
S1 \$

Retirement phase account balance - Non CDBIS
S2 \$

Retirement phase account balance - CDBIS
S3 \$

TRIS Count

CLOSING ACCOUNT BALANCE S \$

(**S1** plus **S2** plus **S3**)

Accumulation phase value **X1** \$

Retirement phase value **X2** \$

Outstanding limited recourse borrowing arrangement amount **Y** \$

Fund's tax file number (TFN)

Section H: Assets and liabilities

15 ASSETS

15a Australian managed investments

Listed trusts	A	\$ <input type="text" value="340576"/>	-00
Unlisted trusts	B	\$ <input type="text" value="0"/>	-00
Insurance policy	C	\$ <input type="text" value="0"/>	-00
Other managed investments	D	\$ <input type="text" value="0"/>	-00

15b Australian direct investments

Cash and term deposits	E	\$ <input type="text" value="4431"/>	-00
Debt securities	F	\$ <input type="text" value="0"/>	-00
Loans	G	\$ <input type="text" value="0"/>	-00
Listed shares	H	\$ <input type="text" value="634401"/>	-00
Unlisted shares	I	\$ <input type="text" value="0"/>	-00
Limited recourse borrowing arrangements	J	\$ <input type="text" value="0"/>	-00

Limited recourse borrowing arrangements			
Australian residential real property	J1	\$ <input type="text" value="0"/>	-00
Australian non-residential real property	J2	\$ <input type="text" value="0"/>	-00
Overseas real property	J3	\$ <input type="text" value="0"/>	-00
Australian shares	J4	\$ <input type="text" value="0"/>	-00
Overseas shares	J5	\$ <input type="text" value="0"/>	-00
Other	J6	\$ <input type="text" value="0"/>	-00
Property count	J7	<input type="text" value="0"/>	

Non-residential real property	K	\$ <input type="text" value="0"/>	-00
Residential real property	L	\$ <input type="text" value="0"/>	-00
Collectables and personal use assets	M	\$ <input type="text" value="0"/>	-00
Other assets	O	\$ <input type="text" value="10327"/>	-00

15c Other investments

Crypto-Currency	N	\$ <input type="text" value="0"/>	-00
-----------------	----------	-----------------------------------	-----

15d Overseas direct investments

Overseas shares	P	\$ <input type="text" value="0"/>	-00
Overseas non-residential real property	Q	\$ <input type="text" value="0"/>	-00
Overseas residential real property	R	\$ <input type="text" value="0"/>	-00
Overseas managed investments	S	\$ <input type="text" value="0"/>	-00
Other overseas assets	T	\$ <input type="text" value="0"/>	-00

TOTAL AUSTRALIAN AND OVERSEAS ASSETS **U** \$ -00
(Sum of labels **A** to **T**)

15e In-house assets

Did the fund have a loan to, lease to or investment in, related parties (known as in-house assets) at the end of the income year?

A No Yes \$ -00

Fund's tax file number (TFN)

15f Limited recourse borrowing arrangements

If the fund had an LRBA were the LRBA borrowings from a licensed financial institution? **A** No Yes

Did the members or related parties of the fund use personal guarantees or other security for the LRBA? **B** No Yes

16 LIABILITIES

Borrowings for limited recourse borrowing arrangements	V1 \$ <input type="text" value=""/>	-00		
Permissible temporary borrowings	V2 \$ <input type="text" value=""/>	-00		
Other borrowings	V3 \$ <input type="text" value=""/>	-00	Borrowings	V \$ <input type="text" value="0"/>
Total member closing account balances (total of all CLOSING ACCOUNT BALANCES from Sections F and G)			W \$	<input type="text" value="989735"/>
Reserve accounts			X \$	<input type="text" value="0"/>
Other liabilities			Y \$	<input type="text" value="0"/>
TOTAL LIABILITIES			Z \$	<input type="text" value="989735"/>

Section I: Taxation of financial arrangements

17 Taxation of financial arrangements (TOFA)

Total TOFA gains **H** \$

Total TOFA losses **I** \$

Section J: Other information

Family trust election status

If the trust or fund has made, or is making, a family trust election, write the four-digit **income year specified** of the election (for example, for the 2022–23 income year, write **2023**). **A**

If revoking or varying a family trust election, print **R** for revoke or print **V** for variation, and complete and attach the *Family trust election, revocation or variation 2023*. **B**

Interposed entity election status

If the trust or fund has an existing election, write the earliest income year specified. If the trust or fund is making one or more elections this year, write the earliest income year being specified and complete an *Interposed entity election or revocation 2023* for each election. **C**

If revoking an interposed entity election, print **R**, and complete and attach the *Interposed entity election or revocation 2023*. **D**

Section K: **Declarations**

 Penalties may be imposed for false or misleading information in addition to penalties relating to any tax shortfalls.

Important

Before making this declaration check to ensure that all income has been disclosed and the annual return, all attached schedules and any additional documents are true and correct in every detail. If you leave labels blank, you will have specified a zero amount or the label was not applicable to you. If you are in doubt about any aspect of the annual return, place all the facts before the ATO.

Privacy

The ATO is authorised by the *Taxation Administration Act 1953* to request the provision of tax file numbers (TFNs). We will use the TFN to identify the entity in our records. It is not an offence not to provide the TFN. However if you do not provide the TFN, the processing of this form may be delayed.

Taxation law authorises the ATO to collect information and disclose it to other government agencies. For information about your privacy go to ato.gov.au/privacy

TRUSTEE'S OR DIRECTOR'S DECLARATION:

I declare that, the current trustees and directors have authorised this annual return and it is documented as such in the SMSF's records. I have received a copy of the audit report and are aware of any matters raised therein. The information on this annual return, including any attached schedules and additional documentation is true and correct.

Authorised trustee's, director's or public officer's signature

Date Day / Month / Year

Preferred trustee or director contact details:

Title:

Family name

First given name

Other given names

Phone number

Email address

Non-individual trustee name (if applicable)

ABN of non-individual trustee

Time taken to prepare and complete this annual return Hrs

 The Commissioner of Taxation, as Registrar of the Australian Business Register, may use the ABN and business details which you provide on this annual return to maintain the integrity of the register. For further information, refer to the instructions.

TAX AGENT'S DECLARATION:

I declare that the *Self-managed superannuation fund annual return 2023* has been prepared in accordance with information provided by the trustees, that the trustees have given me a declaration stating that the information provided to me is true and correct, and that the trustees have authorised me to lodge this annual return.

Tax agent's signature

Date Day / Month / Year

Tax agent's contact details

Title:

Family name

First given name

Other given names

Tax agent's practice

Tax agent's phone number

Reference number

Tax agent number

The Battlers Super Fund
Investment Revaluation as at 30 June 2023

Investment	Price Date	Market Price	Quantity	Market Value	Change in Market Value	
Listed Securities Market						
AFI	Australian Foundation Investment Company Limited (ASX:AFI)	30 Jun 2023	7.07000	10,000.00000	70,700.00	(4,400.00)
AMC	Arcor PLC (ASX:AMC)	30 Jun 2023	14.86000	2,500.00000	37,150.00	(7,950.00)
AMP	AMP Limited (ASX:AMP)	30 Jun 2023	1.13000	1,800.00000	2,034.00	315.00
ANZ	ANZ Group Holdings Limited (ASX:ANZ)	30 Jun 2023	23.71000	1,467.00000	34,782.57	2,752.52
ARG	Argo Investments Limited (ASX:ARG)	30 Jun 2023	8.76000	7,092.00000	62,125.92	(283.68)
BEN	Bendigo And Adelaide Bank Limited (ASX:BEN)	30 Jun 2023	8.59000	3,128.00000	26,869.52	(1,501.44)
BHP	BHP Group Limited (ASX:BHP)	30 Jun 2023	44.99000	1,500.00000	67,485.00	5,610.00
CBA	Commonwealth Bank Of Australia (ASX:CBA)	30 Jun 2023	100.27000	240.00000	24,064.80	2,373.60
CIN	Carlton Investments Limited (ASX:CIN)	30 Jun 2023	28.11000	1,000.00000	28,110.00	(240.00)
CIP	Centuria Industrial REIT (ASX:CIP)	30 Jun 2023	3.10000	12,000.00000	37,200.00	2,697.00
COL	Coles Group Limited (ASX:COL)	30 Jun 2023	18.42000	1,500.00000	27,630.00	915.00
CSL	CSL Limited (ASX:CSL)	30 Jun 2023	277.38000	190.00000	52,702.20	1,580.80
ELD	Elders Limited (ASX:ELD)	30 Jun 2023	6.58000	499.00000	3,283.42	(2,998.99)
ESGI	Vaneck Vectors MSCI International Sustainable Equity ETF (ASX:ESGI)	30 Jun 2023	30.38000	2,500.00000	75,950.00	10,350.00
ETHI	Betashares Global Sustainability Leaders ETF (ASX:ETHI)	30 Jun 2023	12.71000	7,500.00000	95,325.00	16,050.00
IOZ	Ishares Core S&P/ASX 200 ETF (ASX:IOZ)	30 Jun 2023	29.17000	300.00000	8,751.00	50.00
MQG	Macquarie Group Limited (ASX:MQG)	30 Jun 2023	177.62000	527.00000	93,605.74	4,801.14
NAB	National Australia Bank Limited (ASX:NAB)	30 Jun 2023	26.37000	2,047.00000	53,979.39	(2,087.94)
QSML	Vaneck MSCI Intl Small Companies Quality ETF (ASX:QSML)	30 Jun 2023	23.85000	2,000.00000	47,700.00	9,940.00
QUAL	Vaneck Vectors MSCI World Ex Australia Quality ETF (ASX:QUAL)	30 Jun 2023	44.50000	1,700.00000	75,650.00	15,776.00
WBC	Westpac Banking Corporation (ASX:WBC)	30 Jun 2023	21.34000	1,900.00000	40,546.00	3,496.00
WDS	Woodside Energy Group Limited (ASX:WDS)	30 Jun 2023	34.44000	271.00000	9,333.24	704.60
Listed Securities Market Total					974,977.80	57,949.61
Fund Total					974,977.80	57,949.61

The Battlers Super Fund
Investment Income Comparison Report
For the period 1 July 2022 to 30 June 2023

Payment Date	Income Type	Ledger Data			Announcement Data					
		Total Income	Tax Credits+	Diff *	Quantity	Held < 45 Days	Amount Per Unit	Total Income	Tax Credits+	
Cash At Bank										
CHEQUE: Adelaide Bank CMA										
31/07/2022	Interest	3.87	0.00							
31/08/2022	Interest	2.23	0.00							
30/09/2022	Interest	4.47	0.00							
31/10/2022	Interest	12.49	0.00							
30/11/2022	Interest	3.68	0.00							
31/12/2022	Interest	6.54	0.00							
31/01/2023	Interest	2.16	0.00							
28/02/2023	Interest	1.72	0.00							
31/03/2023	Interest	3.85	0.00							
30/04/2023	Interest	7.71	0.00							
31/05/2023	Interest	5.12	0.00							
30/06/2023	Interest	2.39	0.00							
		56.23	0.00							
Total		56.23	0.00							
Shares in Listed Companies										
AFI: Australian Foundation Investment Company Limited (ASX:AFI)										
30/08/2022	Dividend	1,400.00	600.00		10,000	0	0.1400	1,400.00	600.00	
24/02/2023	Dividend	1,100.00	471.43		10,000	0	0.1100	1,100.00	471.43	
		2,500.00	1,071.43					2,500.00	1,071.43	
AMC: Amcor PLC (ASX:AMC)										
28/09/2022	Foreign Income	431.50	0.00		2,500	0	0.1726	431.50	0.00	
13/12/2022	Foreign Income	486.00	0.00		2,500	0	0.1944	486.00	0.00	
21/03/2023	Foreign Income	432.50	0.00		2,500	0	0.1730	432.50	0.00	
20/06/2023	Foreign Income	460.75	0.00		2,500	0	0.1843	460.75	0.00	
		1,810.75	0.00					1,810.75	0.00	
AMP: AMP Limited (ASX:AMP)										
03/04/2023	Dividend	45.00	3.86		1,800	0	0.0250	45.00	3.86	
		45.00	3.86					45.00	3.86	
ANZ: ANZ Group Holdings Limited (ASX:ANZ)										
01/07/2022	Dividend	990.00	424.29		1,375	0	0.7200	990.00	424.29	
15/12/2022	Dividend	1,085.58	465.25		1,467	0	0.7400	1,085.58	465.25	
		2,075.58	889.54					2,075.58	889.54	
ARG: Argo Investments Limited (ASX:ARG)										
16/09/2022	Dividend	1,205.64	516.70	*	7,092	0	0.1700	1,205.64	516.70	
10/03/2023	Dividend	1,170.18	501.51		7,092	0	0.1650	1,170.18	501.51	
		2,375.82	1,018.21					2,375.82	1,018.21	
BEN: Bendigo And Adelaide Bank Limited (ASX:BEN)										
29/09/2022	Dividend	828.92	355.25		3,128	0	0.2650	828.92	355.25	
31/03/2023	Dividend	907.12	388.77		3,128	0	0.2900	907.12	388.77	
		1,736.04	744.02					1,736.04	744.02	
BHP: BHP Group Limited (ASX:BHP)										
22/09/2022	Dividend	3,827.76	1,640.47		1,500	0	2.5518	3,827.76	1,640.47	
30/03/2023	Dividend	2,045.45	876.62		1,500	0	1.3636	2,045.45	876.62	

+Note: Tax Credits refer to franking credits for domestic income and foreign tax credits where the income is foreign in nature .

The Battlers Super Fund
Investment Income Comparison Report
For the period 1 July 2022 to 30 June 2023

Payment Date	Income Type	Ledger Data		Diff *	Announcement Data				
		Total Income	Tax Credits+		Quantity	Held < 45 Days	Amount Per Unit	Total Income	Tax Credits+
		5,873.21	2,517.09					5,873.21	2,517.09
CBA: Commonwealth Bank Of Australia (ASX:CBA)									
29/09/2022	Dividend	504.00	216.00		240	0	2.1000	504.00	216.00
30/03/2023	Dividend	504.00	216.00		240	0	2.1000	504.00	216.00
		1,008.00	432.00					1,008.00	432.00
CIN: Carlton Investments Limited (ASX:CIN)									
19/09/2022	Dividend	580.00	248.57		1,000	0	0.5800	580.00	248.57
20/03/2023	Dividend	490.00	210.00		1,000	0	0.4900	490.00	210.00
		1,070.00	458.57					1,070.00	458.57
COL: Coles Group Limited (ASX:COL)									
28/09/2022	Dividend	450.00	192.86		1,500	0	0.3000	450.00	192.86
30/03/2023	Dividend	540.00	231.43		1,500	0	0.3600	540.00	231.43
		990.00	424.29					990.00	424.29
CSL: CSL Limited (ASX:CSL)									
05/10/2022	Dividend	334.08	14.32		190	0	1.7583	334.08	14.32
05/04/2023	Dividend	308.08	0.00		190	0	1.6215	308.08	0.00
		642.16	14.32					642.16	14.32
ELD: Elders Limited (ASX:ELD)									
16/12/2022	Dividend	139.72	17.97	*	499	0	0.2800	139.72	17.96
22/06/2023	Dividend	114.77	14.76		499	0	0.2300	114.77	14.76
		254.49	32.73					254.49	32.72
MQG: Macquarie Group Limited (ASX:MQG)									
04/07/2022	Dividend	1,022.00	175.20		292	0	3.5000	1,022.00	175.20
13/12/2022	Dividend	1,416.00	242.74		472	0	3.0000	1,416.00	242.74
		2,438.00	417.94					2,438.00	417.94
NAB: National Australia Bank Limited (ASX:NAB)									
05/07/2022	Dividend	1,494.31	640.42		2,047	0	0.7300	1,494.31	640.42
14/12/2022	Dividend	1,596.66	684.28		2,047	0	0.7800	1,596.66	684.28
		3,090.97	1,324.70					3,090.97	1,324.70
WBC: Westpac Banking Corporation (ASX:WBC)									
20/12/2022	Dividend	1,216.00	521.14		1,900	0	0.6400	1,216.00	521.14
27/06/2023	Dividend	1,330.00	570.00		1,900	0	0.7000	1,330.00	570.00
		2,546.00	1,091.14					2,546.00	1,091.14
WDS: Woodside Energy Group Limited (ASX:WDS)									
06/10/2022	Dividend	433.47	185.77		271	0	1.5995	433.47	185.77
05/04/2023	Dividend	583.84	250.22		271	0	2.1544	583.84	250.22
		1,017.31	435.99					1,017.31	435.99
Total		29,473.33	10,875.83					29,473.33	10,875.82
Units In Listed Unit Trusts									
CIP: Centuria Industrial REIT (ASX:CIP)									
05/08/2022	Distribution	0.01	0.00	*					
29/09/2022	Distribution	340.00	0.00		8,500	0	0.0400	340.00	0.00
29/12/2022	Distribution	480.00	0.00		12,000	0	0.0400	480.00	0.00
30/03/2023	Distribution	480.00	0.00		12,000	0	0.0400	480.00	0.00
29/06/2023	Distribution	480.00	0.00		12,000	0	0.0400	480.00	0.00
		1,780.01	0.00					1,780.00	0.00
ESGI: Vaneck Vectors MSCI International Sustainable Equity ETF (ASX:ESGI)									
30/06/2023	Distribution	2,650.00	0.00		2,500	0	1.0600	2,650.00	0.00
		2,650.00	0.00					2,650.00	0.00

+Note: Tax Credits refer to franking credits for domestic income and foreign tax credits where the income is foreign in nature .

The Battlers Super Fund
Investment Income Comparison Report
For the period 1 July 2022 to 30 June 2023

Payment Date	Income Type	Ledger Data			Announcement Data					
		Total Income	Tax Credits+	Diff *	Quantity	Held < 45 Days	Amount Per Unit	Total Income	Tax Credits+	
ETHI: Betashares Global Sustainability Leaders ETF (ASX:ETHI)										
03/01/2023	Distribution	250.89	0.00		7,500	0	0.0335	250.89	0.00	
30/06/2023	Distribution	4,274.12	0.00		7,500	0	0.5699	4,274.12	0.00	
		<u>4,525.01</u>	<u>0.00</u>					<u>4,525.01</u>	<u>0.00</u>	
IOZ: Ishares Core S&P/ASX 200 ETF (ASX:IOZ)										
06/01/2023	Distribution	55.55	0.00	*	300	0	0.1852	55.55	17.71	
06/04/2023	Distribution	110.05	0.00	*	300	0	0.3668	110.05	43.60	
30/06/2023	Distribution	40.15	0.00	*	300	0	0.1338	40.15	9.79	
		<u>205.75</u>	<u>0.00</u>					<u>205.75</u>	<u>71.10</u>	
QSML: Vaneck MSCI Intl Small Companies Quality ETF (ASX:QSML)										
30/06/2023	Distribution	280.00	0.00		2,000	0	0.1400	280.00	0.00	
		<u>280.00</u>	<u>0.00</u>					<u>280.00</u>	<u>0.00</u>	
QUAL: Vaneck Vectors MSCI World Ex Australia Quality ETF (ASX:QUAL)										
30/06/2023	Distribution	850.00	0.00		1,700	0	0.5000	850.00	0.00	
		<u>850.00</u>	<u>0.00</u>					<u>850.00</u>	<u>0.00</u>	
Total		10,290.77	0.00					10,290.76	71.10	

+Note: Tax Credits refer to franking credits for domestic income and foreign tax credits where the income is foreign in nature .

The Battlers Super Fund
Tax Accounting Reconciliation
For the period 1 July 2022 to 30 June 2023

Operating Statement Profit vs. Provision for Income Tax		2023
		\$
Benefits Accrued as a Result of Operations before Income Tax		134,853.98
<u>ADD:</u>		
Non-Taxable Income		329.99
Taxable Capital Gains		4,267.00
<u>LESS:</u>		
Increase in Market Value		57,949.61
Distributed Capital Gains		6,400.70
Rounding		2.66
Taxable Income or Loss		75,098.00
	Income Amount	Tax Amount
Gross Tax @ 15% for Concessional Income	75,098.00	11,264.70
Gross Tax @ 45% for Net Non-Arm's Length Income	0.00	0.00
No-TFN Quoted Contributions @ 32%	0.00	0.00
Change in Carried Forward Losses	0.00	0.00
Provision for Income Tax		11,264.70

Provision for Income Tax vs. Income Tax Expense

Provision for Income Tax	11,264.70
Income Tax Expense	11,264.70

Provision for Income Tax vs. Income Tax Payable

Provision for Income Tax	11,264.70
<u>LESS:</u>	
Franking Credits	10,946.59
Foreign Tax Credits	629.65
Income Tax Instalments Paid	1,440.00
Income Tax Payable (Receivable)	(1,751.54)

Exempt Current Pension Income Settings

Pension Exempt % (Actuarial)	0.0000%
Pension Exempt % (Expenses)	0.0000%
Assets Segregated For Pensions	No

The Battlers Super Fund
Statement of Taxable Income
For the Period from 1 July 2022 to 30 June 2023

Description	Investment Reference	Date	Tax Return Ref.	Amount
				Section B
Income				
Net Capital Gain				
Gross Capital Gain - Distributed Capital Gains from Trusts	As Per Investment Disposals CGT Report	30 Jun 2023	A	6,400.00
Deferred Capital Gain Realised		30 Jun 2023	A	0.00
Less Capital Losses Applied		30 Jun 2023	A	0.00
Less Discount		30 Jun 2023	A	(2,133.00)
Total Net Capital Gain			A	4,267.00
Total Gross Rent and Other Leasing & Hiring Income			B	0.00
Gross Interest				
CREDIT INTEREST	CHEQUE: Adelaide Bank CMA	31 Jul 2022	C	3.87
CREDIT INTEREST	CHEQUE: Adelaide Bank CMA	31 Aug 2022	C	2.23
CREDIT INTEREST	CHEQUE: Adelaide Bank CMA	30 Sep 2022	C	4.47
CREDIT INTEREST	CHEQUE: Adelaide Bank CMA	31 Oct 2022	C	12.49
CREDIT INTEREST	CHEQUE: Adelaide Bank CMA	30 Nov 2022	C	3.68
CREDIT INTEREST	CHEQUE: Adelaide Bank CMA	31 Dec 2022	C	6.54
CREDIT INTEREST	CHEQUE: Adelaide Bank CMA	31 Jan 2023	C	2.16
CREDIT INTEREST	CHEQUE: Adelaide Bank CMA	28 Feb 2023	C	1.72
CREDIT INTEREST	CHEQUE: Adelaide Bank CMA	31 Mar 2023	C	3.85
CREDIT INTEREST	CHEQUE: Adelaide Bank CMA	30 Apr 2023	C	7.71
CREDIT INTEREST	CHEQUE: Adelaide Bank CMA	31 May 2023	C	5.12
CREDIT INTEREST	CHEQUE: Adelaide Bank CMA	30 Jun 2023	C	2.39
Less Rounding			C	(0.23)
Total Gross Interest			C	56.00
Total Forestry Managed Investment Scheme Income			X	0.00
Net Foreign Income				
AMC USD 0.12	AMC: Amcor PLC	28 Sep 2022	D	431.50
AMC USD 0.1225	AMC: Amcor PLC	13 Dec 2022	D	486.00
AMC USD 0.1225	AMC: Amcor PLC	21 Mar 2023	D	432.50
AMC USD 0.1225	AMC: Amcor PLC	20 Jun 2023	D	460.75
Distribution - Tax Statement	ESGI: Vaneck Vectors MSCI International Sustainable Equity ETF	30 Jun 2023	D	1,335.61
Distribution - Tax Statement	ETHI: Betashares Global Sustainability Leaders ETF	03 Jan 2023	D	65.06
Distribution - Tax Statement	ETHI: Betashares Global Sustainability Leaders ETF	30 Jun 2023	D	1,108.28
Distribution - Tax Statement	IOZ: Ishares Core S&P/ASX 200 ETF	06 Jan 2023	D	1.53
Distribution - Tax Statement	IOZ: Ishares Core S&P/ASX 200 ETF	06 Apr 2023	D	3.05
Distribution - Tax Statement	IOZ: Ishares Core S&P/ASX 200 ETF	30 Jun 2023	D	1.11
Distribution - Tax Statement	QSMI: Vaneck MSCI Intl Small Companies Quality ETF	30 Jun 2023	D	506.02
Distribution - Tax Statement	QUAL: Vaneck Vectors MSCI World Ex Australia Quality ETF	30 Jun 2023	D	896.15

The Battlers Super Fund
Statement of Taxable Income
For the Period from 1 July 2022 to 30 June 2023

Description	Investment Reference	Date	Tax Return Ref.	Amount
<i>Less Rounding</i>			D	(0.56)
Total Net Foreign Income			D	5,727.00
Total Australian Franking Credits from a New Zealand Company			E	0.00
Total Transfers from Foreign Funds			F	0.00
Total Gross Payments where ABN not quoted			H	0.00
Total Gross Distribution from Partnerships			I	0.00
Unfranked Dividend Amount				
AMP AUD 0.005 FRANKED, 30% CTR, 0.02 CFI, DRP NIL DISC	AMP: AMP Limited	03 Apr 2023	J	36.00
CSL USD 1.18, 0.118 FRANKED, 30% CTR, 1.062 CFI, DRP SUSP	CSL: CSL Limited	05 Oct 2022	J	300.67
CSL USD 1.07, UNFRANKED, 1.07 CFI, DRP SUSP	CSL: CSL Limited	05 Apr 2023	J	308.08
ELD AUD 0.084 FRANKED, 30% CTR, NIL CFI, DRP NIL DISC	ELD: Elders Limited	16 Dec 2022	J	97.80
ELD AUD 0.069 FRANKED, 30% CTR, NIL CFI, DRP NIL DISC	ELD: Elders Limited	22 Jun 2023	J	80.34
MQG AUD 1.4 FRANKED, 30% CTR, 2.1 CFI, DRP 1.5% DISC	MQG: Macquarie Group Limited	04 Jul 2022	J	613.20
MQG AUD 1.2 FRANKED, 30% CTR, 1.8 CFI, DRP NIL DISC	MQG: Macquarie Group Limited	13 Dec 2022	J	849.60
<i>Less Rounding</i>			J	(0.69)
Total Unfranked Dividend Amount			J	2,285.00
Franked Dividend Amount				
AFI AUD 0.14 FRANKED, 30% CTR, DRP 5% DISC, BSP	AFI: Australian Foundation Investment Company Limited	30 Aug 2022	K	1,400.00
AFI AUD 0.11 FRANKED, 30% CTR, DRP 2.5% DISC, BSP	AFI: Australian Foundation Investment Company Limited	24 Feb 2023	K	1,100.00
AMP AUD 0.005 FRANKED, 30% CTR, 0.02 CFI, DRP NIL DISC	AMP: AMP Limited	03 Apr 2023	K	9.00
ANZ AUD 0.72 FRANKED, 30% CTR, DRP NIL DISC, BSP	ANZ: ANZ Group Holdings Limited	01 Jul 2022	K	990.00
ANZ AUD 0.74 FRANKED, 30% CTR, DRP NIL DISC, BSP	ANZ: ANZ Group Holdings Limited	15 Dec 2022	K	1,085.58
ARG AUD 0.17 FRANKED, 30% CTR, DRP 2% DISC	ARG: Argo Investments Limited	16 Sep 2022	K	1,205.64
ARG AUD 0.165 FRANKED, 30% CTR, DRP 2% DISC	ARG: Argo Investments Limited	10 Mar 2023	K	1,170.18
BEN AUD 0.265 FRANKED, 30% CTR, DRP NIL DISC, BSP	BEN: Bendigo And Adelaide Bank Limited	29 Sep 2022	K	828.92
BEN AUD 0.29 FRANKED, 30% CTR, DRP NIL DISC, BSP	BEN: Bendigo And Adelaide Bank Limited	31 Mar 2023	K	907.12
BHP USD 1.75, 1.75 FRANKED, 30% CTR, DRP NIL DISC	BHP: BHP Group Limited	22 Sep 2022	K	3,827.76
BHP USD 0.9, 0.9 FRANKED, 30% CTR, DRP NIL DISC	BHP: BHP Group Limited	30 Mar 2023	K	2,045.45
CBA AUD 2.1 FRANKED, 30% CTR, DRP NIL DISC	CBA: Commonwealth Bank Of Australia	29 Sep 2022	K	504.00
CBA AUD 2.1 FRANKED, 30% CTR, DRP NIL DISC	CBA: Commonwealth Bank Of Australia	30 Mar 2023	K	504.00
CIN AUD 0.14 SPEC, 0.58 FRANKED, 30% CTR, DRP SUSP	CIN: Carlton Investments Limited	19 Sep 2022	K	580.00
CIN AUD 0.09 SPEC, 0.49 FRANKED, 30% CTR, DRP SUSP	CIN: Carlton Investments Limited	20 Mar 2023	K	490.00
COL AUD 0.3 FRANKED, 30% CTR, DRP NIL DISC	COL: Coles Group Limited	28 Sep 2022	K	450.00
COL AUD 0.36 FRANKED, 30% CTR, DRP NIL DISC	COL: Coles Group Limited	30 Mar 2023	K	540.00
CSL USD 1.18, 0.118 FRANKED, 30% CTR, 1.062 CFI, DRP SUSP	CSL: CSL Limited	05 Oct 2022	K	33.41

The Battlers Super Fund
Statement of Taxable Income
For the Period from 1 July 2022 to 30 June 2023

Description	Investment Reference	Date	Tax Return Ref.	Amount
ELD AUD 0.084 FRANKED, 30% CTR, NIL CFI, DRP NIL DISC	ELD: Elders Limited	16 Dec 2022	K	41.92
ELD AUD 0.069 FRANKED, 30% CTR, NIL CFI, DRP NIL DISC	ELD: Elders Limited	22 Jun 2023	K	34.43
MQG AUD 1.4 FRANKED, 30% CTR, 2.1 CFI, DRP 1.5% DISC	MQG: Macquarie Group Limited	04 Jul 2022	K	408.80
MQG AUD 1.2 FRANKED, 30% CTR, 1.8 CFI, DRP NIL DISC	MQG: Macquarie Group Limited	13 Dec 2022	K	566.40
NAB AUD 0.73 FRANKED, 30% CTR, DRP NIL DISC, BSP	NAB: National Australia Bank Limited	05 Jul 2022	K	1,494.31
NAB AUD 0.78 FRANKED, 30% CTR, DRP NIL DISC, BSP	NAB: National Australia Bank Limited	14 Dec 2022	K	1,596.66
WBC AUD 0.64 FRANKED, 30% CTR, DRP NIL DISC	WBC: Westpac Banking Corporation	20 Dec 2022	K	1,216.00
WBC AUD 0.7 FRANKED, 30% CTR, DRP NIL DISC	WBC: Westpac Banking Corporation	27 Jun 2023	K	1,330.00
WDS USD 1.09, 1.09 FRANKED, 30% CTR, DRP NIL DISC	WDS: Woodside Energy Group Limited	06 Oct 2022	K	433.47
WDS USD 1.44, 1.44 FRANKED, 30% CTR, DRP SUSP	WDS: Woodside Energy Group Limited	05 Apr 2023	K	583.84
<i>Less Rounding</i>			K	(0.89)
Total Franked Dividend Amount			K	25,376.00
Dividend Franking Credit				
AFI AUD 0.14 FRANKED, 30% CTR, DRP 5% DISC, BSP	AFI: Australian Foundation Investment Company Limited	30 Aug 2022	L	600.00
AFI AUD 0.11 FRANKED, 30% CTR, DRP 2.5% DISC, BSP	AFI: Australian Foundation Investment Company Limited	24 Feb 2023	L	471.43
AMP AUD 0.005 FRANKED, 30% CTR, 0.02 CFI, DRP NIL DISC	AMP: AMP Limited	03 Apr 2023	L	3.86
ANZ AUD 0.72 FRANKED, 30% CTR, DRP NIL DISC, BSP	ANZ: ANZ Group Holdings Limited	01 Jul 2022	L	424.29
ANZ AUD 0.74 FRANKED, 30% CTR, DRP NIL DISC, BSP	ANZ: ANZ Group Holdings Limited	15 Dec 2022	L	465.25
ARG AUD 0.17 FRANKED, 30% CTR, DRP 2% DISC	ARG: Argo Investments Limited	16 Sep 2022	L	516.70
ARG AUD 0.165 FRANKED, 30% CTR, DRP 2% DISC	ARG: Argo Investments Limited	10 Mar 2023	L	501.51
BEN AUD 0.265 FRANKED, 30% CTR, DRP NIL DISC, BSP	BEN: Bendigo And Adelaide Bank Limited	29 Sep 2022	L	355.25
BEN AUD 0.29 FRANKED, 30% CTR, DRP NIL DISC, BSP	BEN: Bendigo And Adelaide Bank Limited	31 Mar 2023	L	388.77
BHP USD 1.75, 1.75 FRANKED, 30% CTR, DRP NIL DISC	BHP: BHP Group Limited	22 Sep 2022	L	1,640.47
BHP USD 0.9, 0.9 FRANKED, 30% CTR, DRP NIL DISC	BHP: BHP Group Limited	30 Mar 2023	L	876.62
CBA AUD 2.1 FRANKED, 30% CTR, DRP NIL DISC	CBA: Commonwealth Bank Of Australia	29 Sep 2022	L	216.00
CBA AUD 2.1 FRANKED, 30% CTR, DRP NIL DISC	CBA: Commonwealth Bank Of Australia	30 Mar 2023	L	216.00
CIN AUD 0.14 SPEC, 0.58 FRANKED, 30% CTR, DRP SUSP	CIN: Carlton Investments Limited	19 Sep 2022	L	248.57
CIN AUD 0.09 SPEC, 0.49 FRANKED, 30% CTR, DRP SUSP	CIN: Carlton Investments Limited	20 Mar 2023	L	210.00
COL AUD 0.3 FRANKED, 30% CTR, DRP NIL DISC	COL: Coles Group Limited	28 Sep 2022	L	192.86
COL AUD 0.36 FRANKED, 30% CTR, DRP NIL DISC	COL: Coles Group Limited	30 Mar 2023	L	231.43
CSL USD 1.18, 0.118 FRANKED, 30% CTR, 1.062 CFI, DRP SUSP	CSL: CSL Limited	05 Oct 2022	L	14.32
ELD AUD 0.084 FRANKED, 30% CTR, NIL CFI, DRP NIL DISC	ELD: Elders Limited	16 Dec 2022	L	17.97
ELD AUD 0.069 FRANKED, 30% CTR, NIL CFI, DRP NIL DISC	ELD: Elders Limited	22 Jun 2023	L	14.76
MQG AUD 1.4 FRANKED, 30% CTR, 2.1 CFI, DRP 1.5% DISC	MQG: Macquarie Group Limited	04 Jul 2022	L	175.20

The Battlers Super Fund
Statement of Taxable Income
For the Period from 1 July 2022 to 30 June 2023

Description	Investment Reference	Date	Tax Return Ref.	Amount
MQG AUD 1.2 FRANKED, 30% CTR, 1.8 CFI, DRP NIL DISC	MQG: Macquarie Group Limited	13 Dec 2022	L	242.74
NAB AUD 0.73 FRANKED, 30% CTR, DRP NIL DISC, BSP	NAB: National Australia Bank Limited	05 Jul 2022	L	640.42
NAB AUD 0.78 FRANKED, 30% CTR, DRP NIL DISC, BSP	NAB: National Australia Bank Limited	14 Dec 2022	L	684.28
WBC AUD 0.64 FRANKED, 30% CTR, DRP NIL DISC	WBC: Westpac Banking Corporation	20 Dec 2022	L	521.14
WBC AUD 0.7 FRANKED, 30% CTR, DRP NIL DISC	WBC: Westpac Banking Corporation	27 Jun 2023	L	570.00
WDS USD 1.09, 1.09 FRANKED, 30% CTR, DRP NIL DISC	WDS: Woodside Energy Group Limited	06 Oct 2022	L	185.77
WDS USD 1.44, 1.44 FRANKED, 30% CTR, DRP SUSP	WDS: Woodside Energy Group Limited	05 Apr 2023	L	250.22
<i>Less Rounding</i>			L	(0.83)
Total Dividend Franking Credit			L	10,875.00
Gross Trust Distributions				
Centuria Industr Dist	CIP: Centuria Industrial REIT	05 Aug 2022	M	0.01
Distribution - Tax Statement	CIP: Centuria Industrial REIT	05 Aug 2022	M	0.00
CIP AUD DRP SUSP	CIP: Centuria Industrial REIT	29 Sep 2022	M	340.00
Distribution - Tax Statement	CIP: Centuria Industrial REIT	29 Sep 2022	M	(199.12)
CIP AUD DRP SUSP	CIP: Centuria Industrial REIT	29 Dec 2022	M	480.00
Distribution - Tax Statement	CIP: Centuria Industrial REIT	29 Dec 2022	M	(281.10)
CIP AUD DRP SUSP	CIP: Centuria Industrial REIT	30 Mar 2023	M	480.00
Distribution - Tax Statement	CIP: Centuria Industrial REIT	30 Mar 2023	M	(281.10)
CIP AUD DRP SUSP	CIP: Centuria Industrial REIT	29 Jun 2023	M	480.00
Distribution - Tax Statement	CIP: Centuria Industrial REIT	29 Jun 2023	M	(281.10)
Distribution - Tax Statement	ESGI: Vaneck Vectors MSCI International Sustainable Equity ETF	30 Jun 2023	M	(2,650.00)
ESGI AUD DRP	ESGI: Vaneck Vectors MSCI International Sustainable Equity ETF	30 Jun 2023	M	2,650.00
Distribution - Tax Statement	ETHI: Betashares Global Sustainability Leaders ETF	03 Jan 2023	M	(250.86)
ETHI AUD DRP	ETHI: Betashares Global Sustainability Leaders ETF	03 Jan 2023	M	250.89
Distribution - Tax Statement	ETHI: Betashares Global Sustainability Leaders ETF	30 Jun 2023	M	(4,273.58)
ETHI AUD DRP	ETHI: Betashares Global Sustainability Leaders ETF	30 Jun 2023	M	4,274.12
Distribution - Tax Statement	IOZ: Ishares Core S&P/ASX 200 ETF	06 Jan 2023	M	16.13
IOZ AUD EST 0.1377 FRANKED, 30% CTR, 0.0289 CFI, DRP	IOZ: Ishares Core S&P/ASX 200 ETF	06 Jan 2023	M	55.55
Distribution - Tax Statement	IOZ: Ishares Core S&P/ASX 200 ETF	06 Apr 2023	M	31.96
IOZ AUD EST 0.3391 FRANKED, 30% CTR, 0.0073 CFI, DRP	IOZ: Ishares Core S&P/ASX 200 ETF	06 Apr 2023	M	110.05
Distribution - Tax Statement	IOZ: Ishares Core S&P/ASX 200 ETF	30 Jun 2023	M	11.66
IOZ AUD EST 0.0761 FRANKED, 30% CTR, 0.0310 CFI, DRP	IOZ: Ishares Core S&P/ASX 200 ETF	30 Jun 2023	M	40.15
Distribution - Tax Statement	QSML: Vaneck MSCI Intl Small Companies Quality ETF	30 Jun 2023	M	(280.00)
QSML AUD DRP	QSML: Vaneck MSCI Intl Small Companies Quality ETF	30 Jun 2023	M	280.00
Distribution - Tax Statement	QUAL: Vaneck Vectors MSCI World Ex Australia Quality ETF	30 Jun 2023	M	(850.00)
QUAL AUD DRP	QUAL: Vaneck Vectors MSCI World Ex Australia Quality ETF	30 Jun 2023	M	850.00
<i>Less Rounding</i>			M	(0.66)

The Battlers Super Fund
Statement of Taxable Income
For the Period from 1 July 2022 to 30 June 2023

Description	Investment Reference	Date	Tax Return Ref.	Amount
Total Gross Trust Distributions			M	1,003.00
Total Assessable Employer Contributions			R1	0.00
Assessable Personal Contributions				
Direct Credit Super Contribution KON DIMOPOULOS	1: Kon Dimopoulos	04 Jul 2022	R2	20,000.00
Direct Credit Super Contribution KON DIMOPOULOS	1: Kon Dimopoulos	05 Jul 2022	R2	7,500.00
Total Assessable Personal Contributions			R2	27,500.00
Total No-TFN quoted contributions			R3	0.00
Total Transfer of Liability to life insurance company or PST			R6	0.00
Total Assessable Contributions			R	27,500.00
Total Other Income			S	0.00
Total Assessable Income Due to Changed Tax Status of Fund			T	0.00
Total Net Non-arm's Length Income			U	0.00
Total Exempt Current Pension Income			Y	0.00
Total Assessable Income				77,089.00
Deductions			Section C	
Total Interest Expenses within Australia			A	0.00
Total Interest Expenses Overseas			B	0.00
Total Capital Works Deductions			D	0.00
Total Deduction for Decline in Value of Depreciating Assets			E	0.00
Total Death or Disability Premiums			F	0.00
Total Death Benefit Increase			G	0.00
Total Approved Auditor Fee			H	0.00
Investment Expenses				
PERSNL CHQ WITHDRAWAL FEE	CHEQUE: Adelaide Bank CMA	30 Apr 2023	I	0.70
<i>Less Rounding</i>			I	(0.70)
Total Investment Expenses			I	0.00
Management and Administration Expenses				
CHEQUE DEBIT		26 Apr 2023	J	1,732.50
<i>Less Rounding</i>			J	(0.50)
Total Management and Administration Expenses			J	1,732.00
Total Forestry Managed Investment Scheme Deduction			U	0.00
Other Deductions				
DIRECT CREDIT ATO		01 May 2023	L	259.00
Total Other Deductions			L	259.00
Tax Losses Deducted				
Tax Losses Brought Forward		30 Jun 2023	M	0.00
Less Net Exempt Income		30 Jun 2023	M	0.00

The Battlers Super Fund
Statement of Taxable Income
For the Period from 1 July 2022 to 30 June 2023

Description	Investment Reference	Date	Tax Return Ref.	Amount
Total Tax Losses Deducted			M	0.00
Total Deductions				1,991.00
Taxable Income or Loss		(V - N)	O	75,098.00

Income Tax Calculation Statement

Section D

Gross Tax

Gross Tax @ 15% for Concessional Income		30 Jun 2023	T1	11,264.70
Gross Tax @ 45% for Net Non-Arm's Length Income		30 Jun 2023	T1	0.00
No-TFN Quoted Contributions @ 32%		30 Jun 2023	J	0.00
Total Gross Tax				11,264.70

Credit: Foreign Tax Income Offset

Distribution - Tax Statement	ESGI: Vaneck Vectors MSCI International Sustainable Equity ETF	30 Jun 2023	C1	212.80
Distribution - Tax Statement	ETHI: Betashares Global Sustainability Leaders ETF	03 Jan 2023	C1	12.16
Distribution - Tax Statement	ETHI: Betashares Global Sustainability Leaders ETF	30 Jun 2023	C1	207.12
Distribution - Tax Statement	IOZ: Ishares Core S&P/ASX 200 ETF	06 Jan 2023	C1	0.10
Distribution - Tax Statement	IOZ: Ishares Core S&P/ASX 200 ETF	06 Apr 2023	C1	0.20
Distribution - Tax Statement	IOZ: Ishares Core S&P/ASX 200 ETF	30 Jun 2023	C1	0.07
Distribution - Tax Statement	QSML: Vaneck MSCI Intl Small Companies Quality ETF	30 Jun 2023	C1	57.12
Distribution - Tax Statement	QUAL: Vaneck Vectors MSCI World Ex Australia Quality ETF	30 Jun 2023	C1	140.08

Total Credit: Foreign Tax Income Offset

C1 **629.65**

Total Credit: Rebates and Tax Offset

C2 **0.00**

Rebates and Offsets

C **629.65**

SUBTOTAL

10,635.05

Credit: Refundable Franking Credits

AFI AUD 0.14 FRANKED, 30% CTR, DRP 5% DISC, BSP	AFI: Australian Foundation Investment Company Limited	30 Aug 2022	E1	600.00
AFI AUD 0.11 FRANKED, 30% CTR, DRP 2.5% DISC, BSP	AFI: Australian Foundation Investment Company Limited	24 Feb 2023	E1	471.43
AMP AUD 0.005 FRANKED, 30% CTR, 0.02 CFI, DRP NIL DISC	AMP: AMP Limited	03 Apr 2023	E1	3.86
ANZ AUD 0.72 FRANKED, 30% CTR, DRP NIL DISC, BSP	ANZ: ANZ Group Holdings Limited	01 Jul 2022	E1	424.29
ANZ AUD 0.74 FRANKED, 30% CTR, DRP NIL DISC, BSP	ANZ: ANZ Group Holdings Limited	15 Dec 2022	E1	465.25
ARG AUD 0.17 FRANKED, 30% CTR, DRP 2% DISC	ARG: Argo Investments Limited	16 Sep 2022	E1	516.70
ARG AUD 0.165 FRANKED, 30% CTR, DRP 2% DISC	ARG: Argo Investments Limited	10 Mar 2023	E1	501.51
BEN AUD 0.265 FRANKED, 30% CTR, DRP NIL DISC, BSP	BEN: Bendigo And Adelaide Bank Limited	29 Sep 2022	E1	355.25
BEN AUD 0.29 FRANKED, 30% CTR, DRP NIL DISC, BSP	BEN: Bendigo And Adelaide Bank Limited	31 Mar 2023	E1	388.77
BHP USD 1.75, 1.75 FRANKED, 30% CTR, DRP NIL DISC	BHP: BHP Group Limited	22 Sep 2022	E1	1,640.47
BHP USD 0.9, 0.9 FRANKED, 30% CTR, DRP NIL DISC	BHP: BHP Group Limited	30 Mar 2023	E1	876.62

The Battlers Super Fund
Statement of Taxable Income
For the Period from 1 July 2022 to 30 June 2023

Description	Investment Reference	Date	Tax Return Ref.	Amount
CBA AUD 2.1 FRANKED, 30% CTR, DRP NIL DISC	CBA: Commonwealth Bank Of Australia	29 Sep 2022	E1	216.00
CBA AUD 2.1 FRANKED, 30% CTR, DRP NIL DISC	CBA: Commonwealth Bank Of Australia	30 Mar 2023	E1	216.00
CIN AUD 0.14 SPEC, 0.58 FRANKED, 30% CTR, DRP SUSP	CIN: Carlton Investments Limited	19 Sep 2022	E1	248.57
CIN AUD 0.09 SPEC, 0.49 FRANKED, 30% CTR, DRP SUSP	CIN: Carlton Investments Limited	20 Mar 2023	E1	210.00
COL AUD 0.3 FRANKED, 30% CTR, DRP NIL DISC	COL: Coles Group Limited	28 Sep 2022	E1	192.86
COL AUD 0.36 FRANKED, 30% CTR, DRP NIL DISC	COL: Coles Group Limited	30 Mar 2023	E1	231.43
CSL USD 1.18, 0.118 FRANKED, 30% CTR, 1.062 CFI, DRP SUSP	CSL: CSL Limited	05 Oct 2022	E1	14.32
ELD AUD 0.084 FRANKED, 30% CTR, NIL CFI, DRP NIL DISC	ELD: Elders Limited	16 Dec 2022	E1	17.97
ELD AUD 0.069 FRANKED, 30% CTR, NIL CFI, DRP NIL DISC	ELD: Elders Limited	22 Jun 2023	E1	14.76
Distribution - Tax Statement	IOZ: Ishares Core S&P/ASX 200 ETF	06 Jan 2023	E1	19.10
Distribution - Tax Statement	IOZ: Ishares Core S&P/ASX 200 ETF	06 Apr 2023	E1	37.85
Distribution - Tax Statement	IOZ: Ishares Core S&P/ASX 200 ETF	30 Jun 2023	E1	13.81
MQG AUD 1.4 FRANKED, 30% CTR, 2.1 CFI, DRP 1.5% DISC	MQG: Macquarie Group Limited	04 Jul 2022	E1	175.20
MQG AUD 1.2 FRANKED, 30% CTR, 1.8 CFI, DRP NIL DISC	MQG: Macquarie Group Limited	13 Dec 2022	E1	242.74
NAB AUD 0.73 FRANKED, 30% CTR, DRP NIL DISC, BSP	NAB: National Australia Bank Limited	05 Jul 2022	E1	640.42
NAB AUD 0.78 FRANKED, 30% CTR, DRP NIL DISC, BSP	NAB: National Australia Bank Limited	14 Dec 2022	E1	684.28
WBC AUD 0.64 FRANKED, 30% CTR, DRP NIL DISC	WBC: Westpac Banking Corporation	20 Dec 2022	E1	521.14
WBC AUD 0.7 FRANKED, 30% CTR, DRP NIL DISC	WBC: Westpac Banking Corporation	27 Jun 2023	E1	570.00
WDS USD 1.09, 1.09 FRANKED, 30% CTR, DRP NIL DISC	WDS: Woodside Energy Group Limited	06 Oct 2022	E1	185.77
WDS USD 1.44, 1.44 FRANKED, 30% CTR, DRP SUSP	WDS: Woodside Energy Group Limited	05 Apr 2023	E1	250.22
Total Credit: Refundable Franking Credits			E1	10,946.59
Total Credit: No-TFN Tax Offset			E2	0.00
Total Credit: Refundable National Rental Affordability Scheme Tax Offset			E3	0.00
Total Credit: Interest on Early Payments			H1	0.00
Total Credit: Foreign Resident Withholding			H2	0.00
Total Credit: ABN/TFN Not Quoted (Non-Individual)			H3	0.00
Total Credit: Interest on No-TFN Tax Offset			H6	0.00
Total Eligible Credits				0.00
Net Tax Payable				(311.54)
PAYG Instalments Raised				
BPAY TAX OFFICE PAYMENTS		30 Sep 2022	K	480.00
BPAY TAX OFFICE PAYMENTS		31 Dec 2022	K	480.00
BPAY TAX OFFICE PAYMENTS		31 Mar 2023	K	480.00
Total PAYG Instalments Raised			K	1,440.00
Total Supervisory Levy			L	259.00
Total Supervisory Levy Adjustment for Wound Up Funds			M	0.00

The Battlers Super Fund
Statement of Taxable Income
For the Period from 1 July 2022 to 30 June 2023

Description	Investment Reference	Date	Tax Return Ref.	Amount
Total Supervisory Levy Adjustment for New Funds			N	0.00
Total Amount Due / (Refundable)				(1,492.54)

The Battlers Super Fund

Members Summary Report - For the period 01/07/2022 to 30/06/2023

Member's Detail	Opening Balance	Increases				Decreases				Closing Balance		
		Contrib	Tran In	Profit	Ins Proc	Tax	Exp	Ins Prem	Tran Out		Ben Paid	
Mr Kon Dimopoulos												
150 South Road Torrensville SA 5031												
Accumulation	Accumulation	866,146.15	27,500.00	0.00	107,353.98	0.00	(11,264.70)	0.00	0.00	0.00	0.00	989,735.43
		866,146.15	27,500.00	0.00	107,353.98	0.00	(11,264.70)	0.00	0.00	0.00	0.00	989,735.43
		866,146.15	27,500.00	0.00	107,353.98	0.00	(11,264.70)	0.00	0.00	0.00	0.00	989,735.43

The Battlers Super Fund

Investment Summary as at 30 June 2023

Investment	Units	Average Cost Price	Market Price	Accounting Cost	Market Value	Unrealised Accounting Gain/(Loss)	Accounting Gain/(Loss) (%)	Portfolio Weight (%)
<u>Bank</u>								
Adelaide Bank CMA				4,431.82	4,431.82			0.45%
				4,431.82	4,431.82			0.45%
<u>Listed Securities Market</u>								
Australian Foundation Investment Company Limited (ASX:AFI)	10,000.00000	5.2310	7.0700	52,310.36	70,700.00	18,389.64	35.15%	7.22%
Amcor PLC (ASX:AMC)	2,500.00000	15.3967	14.8600	38,491.64	37,150.00	(1,341.64)	(3.49)%	3.79%
AMP Limited (ASX:AMP)	1,800.00000	6.5900	1.1300	11,862.00	2,034.00	(9,828.00)	(82.85)%	0.21%
ANZ Group Holdings Limited (ASX:ANZ)	1,467.00000	26.1212	23.7100	38,319.80	34,782.57	(3,537.23)	(9.23)%	3.55%
Argo Investments Limited (ASX:ARG)	7,092.00000	7.2480	8.7600	51,402.87	62,125.92	10,723.05	20.86%	6.34%
Bendigo And Adelaide Bank Limited (ASX:BEN)	3,128.00000	7.1264	8.5900	22,291.50	26,869.52	4,578.02	20.54%	2.74%
BHP Group Limited (ASX:BHP)	1,500.00000	24.3783	44.9900	36,567.50	67,485.00	30,917.50	84.55%	6.89%
Commonwealth Bank Of Australia (ASX:CBA)	240.00000	75.7421	100.2700	18,178.10	24,064.80	5,886.70	32.38%	2.46%
Carlton Investments Limited (ASX:CIN)	1,000.00000	24.3600	28.1100	24,359.99	28,110.00	3,750.01	15.39%	2.87%
Centuria Industrial REIT (ASX:CIP)	12,000.00000	3.4486	3.1000	41,382.73	37,200.00	(4,182.73)	(10.11)%	3.80%
Coles Group Limited (ASX:COL)	1,500.00000	16.6815	18.4200	25,022.25	27,630.00	2,607.75	10.42%	2.82%
CSL Limited (ASX:CSL)	190.00000	265.8725	277.3800	50,515.77	52,702.20	2,186.43	4.33%	5.38%
Elders Limited (ASX:ELD)	499.00000	6.1500	6.5800	3,068.85	3,283.42	214.57	6.99%	0.34%
Vaneck Vectors MSCI International Sustainable Equity ETF (ASX:ESGI)	2,500.00000	24.7917	30.3800	61,979.36	75,950.00	13,970.64	22.54%	7.75%
Betashares Global Sustainability Leaders ETF (ASX:ETHI)	7,500.00000	10.2135	12.7100	76,601.03	95,325.00	18,723.97	24.44%	9.73%
Ishares Core S&P/ASX 200 ETF (ASX:IOZ)	300.00000	29.0033	29.1700	8,701.00	8,751.00	50.00	0.57%	0.89%
Macquarie Group Limited (ASX:MQG)	527.00000	151.0480	177.6200	79,602.27	93,605.74	14,003.47	17.59%	9.56%
National Australia Bank Limited (ASX:NAB)	2,047.00000	24.2148	26.3700	49,567.60	53,979.39	4,411.79	8.90%	5.51%
Vaneck MSCI Intl Small Companies Quality ETF (ASX:QSML)	2,000.00000	22.3077	23.8500	44,615.43	47,700.00	3,084.57	6.91%	4.87%

The Battlers Super Fund
Investment Summary as at 30 June 2023

Investment	Units	Average Cost Price	Market Price	Accounting Cost	Market Value	Unrealised Accounting Gain/(Loss)	Accounting Gain/(Loss) (%)	Portfolio Weight (%)
<i>Listed Securities Market</i>								
Vaneck Vectors MSCI World Ex Australia Quality ETF (ASX:QUAL)	1,700.00000	22.2462	44.5000	37,818.48	75,650.00	37,831.52	100.03%	7.72%
Westpac Banking Corporation (ASX:WBC)	1,900.00000	28.1794	21.3400	53,540.80	40,546.00	(12,994.80)	(24.27)%	4.14%
Woodside Energy Group Limited (ASX:WDS)	271.00000	29.7600	34.4400	8,064.96	9,333.24	1,268.28	15.73%	0.95%
				834,264.29	974,977.80	140,713.51	16.87%	99.55%
				838,696.11	979,409.62	140,713.51	16.78%	100.00%

The accounting cost is the original cost base adjusted by any subsequent capital call/improvement or capital return transactions. In many cases, it is not the same as the adjusted or reduced cost base, or the reset cost base resulting from the CGT relief. To view the tax cost base and unrealised gain/(loss) for tax purposes refer to the Unrealised Capital Gains Report or change the report parameter to tax cost base.

The Battlers Super Fund
Investment Income Summary
For the period 1 July 2022 to 30 June 2023

Total Income	Add			Less					Taxable Income (excluding Capital Gains)	Indexed Capital Gains *	Discounted Capital Gains *	Other Capital Gains *	CGT Concession Amount *	
	Franking Credits	Foreign Credits	TFN Credits	Tax Free	Tax Exempt	Tax Deferred	Distributed Capital Gains	GST						
<u>Bank</u>														
Adelaide Bank CMA														
56.23	0.00	0.00	0.00	0.00	0.00	0.00	0.00	0.00	0.00	56.23	0.00	0.00	0.00	0.00
56.23	0.00	0.00	0.00	0.00	0.00	0.00	0.00	0.00	0.00	56.23	0.00	0.00	0.00	0.00
<u>Listed Securities Market</u>														
Ancor PLC (ASX:AMC)														
1,810.75	0.00	0.00	0.00	0.00	0.00	0.00	0.00	0.00	0.00	1,810.75	0.00	0.00	0.00	0.00
AMP Limited (ASX:AMP)														
45.00	3.86	0.00	0.00	0.00	0.00	0.00	0.00	0.00	0.00	48.86	0.00	0.00	0.00	0.00
ANZ Group Holdings Limited (ASX:ANZ)														
2,075.58	889.54	0.00	0.00	0.00	0.00	0.00	0.00	0.00	0.00	2,965.12	0.00	0.00	0.00	0.00
Argo Investments Limited (ASX:ARG)														
2,375.82	1,018.21	0.00	0.00	0.00	0.00	0.00	0.00	0.00	0.00	3,394.03	0.00	0.00	0.00	0.00
Australian Foundation Investment Company Limited (ASX:AFI)														
2,500.00	1,071.43	0.00	0.00	0.00	0.00	0.00	0.00	0.00	0.00	3,571.43	0.00	0.00	0.00	0.00
Bendigo And Adelaide Bank Limited (ASX:BEN)														
1,736.04	744.02	0.00	0.00	0.00	0.00	0.00	0.00	0.00	0.00	2,480.06	0.00	0.00	0.00	0.00
Betashares Global Sustainability Leaders ETF (ASX:ETHI)														
4,525.01	0.00	219.28	0.00	0.00	0.00	0.00	3,570.38	0.00	0.00	1,173.91	0.00	1,785.19	0.00	1,785.19
BHP Group Limited (ASX:BHP)														
5,873.21	2,517.09	0.00	0.00	0.00	0.00	0.00	0.00	0.00	0.00	8,390.30	0.00	0.00	0.00	0.00
Carlton Investments Limited (ASX:CIN)														
1,070.00	458.57	0.00	0.00	0.00	0.00	0.00	0.00	0.00	0.00	1,528.57	0.00	0.00	0.00	0.00
Centuria Industrial REIT (ASX:CIP)														

The Battlers Super Fund
Investment Income Summary
For the period 1 July 2022 to 30 June 2023

Total Income	Add			Less					Taxable Income (excluding Capital Gains)	Indexed Capital Gains *	Discounted Capital Gains *	Other Capital Gains *	CGT Concession Amount *
	Franking Credits	Foreign Credits	TFN Credits	Tax Free	Tax Exempt	Tax Deferred	Distributed Capital Gains	GST					
1,780.01	0.00	0.00	0.00	0.00	238.30	0.00	804.12	0.00	737.59	0.00	402.06	0.00	402.06
Coles Group Limited (ASX:COL)													
990.00	424.29	0.00	0.00	0.00	0.00	0.00	0.00	0.00	1,414.29	0.00	0.00	0.00	0.00
Commonwealth Bank Of Australia (ASX:CBA)													
1,008.00	432.00	0.00	0.00	0.00	0.00	0.00	0.00	0.00	1,440.00	0.00	0.00	0.00	0.00
CSL Limited (ASX:CSL)													
642.16	14.32	0.00	0.00	0.00	0.00	0.00	0.00	0.00	656.48	0.00	0.00	0.00	0.00
Elders Limited (ASX:ELD)													
254.49	32.73	0.00	0.00	0.00	0.00	0.00	0.00	0.00	287.22	0.00	0.00	0.00	0.00
Ishares Core S&P/ASX 200 ETF (ASX:IOZ)													
205.75	70.76	0.37	0.00	0.00	5.69	0.00	0.00	0.00	271.19	0.00	0.00	0.00	0.00
Macquarie Group Limited (ASX:MQG)													
2,438.00	417.94	0.00	0.00	0.00	0.00	0.00	0.00	0.00	2,855.94	0.00	0.00	0.00	0.00
National Australia Bank Limited (ASX:NAB)													
3,090.97	1,324.70	0.00	0.00	0.00	0.00	0.00	0.00	0.00	4,415.67	0.00	0.00	0.00	0.00
Vaneck MSCI Intl Small Companies Quality ETF (ASX:QSML)													
280.00	0.00	57.12	0.00	0.00	(168.90)	0.00	0.00	0.00	506.02	0.00	0.00	0.00	0.00
Vaneck Vectors MSCI International Sustainable Equity ETF (ASX:ESGI)													
2,650.00	0.00	212.80	0.00	0.00	(499.01)	0.00	2,026.20	0.00	1,335.61	0.00	1,013.10	0.00	1,013.10
Vaneck Vectors MSCI World Ex Australia Quality ETF (ASX:QUAL)													
850.00	0.00	140.08	0.00	0.00	93.93	0.00	0.00	0.00	896.15	0.00	0.00	0.00	0.00
Westpac Banking Corporation (ASX:WBC)													
2,546.00	1,091.14	0.00	0.00	0.00	0.00	0.00	0.00	0.00	3,637.14	0.00	0.00	0.00	0.00
Woodside Energy Group Limited (ASX:WDS)													
1,017.31	435.99	0.00	0.00	0.00	0.00	0.00	0.00	0.00	1,453.30	0.00	0.00	0.00	0.00
39,764.10	10,946.59	629.65	0.00	0.00	(329.99)	0.00	6,400.70	0.00	45,269.63	0.00	3,200.35	0.00	3,200.35
39,820.33	10,946.59	629.65	0.00	0.00	(329.99)	0.00	6,400.70	0.00	45,325.86	0.00	3,200.35	0.00	3,200.35

The Battlers Super Fund
Investment Income Summary
For the period 1 July 2022 to 30 June 2023

Total Income	Add			Less					Taxable Income (excluding Capital Gains)	Indexed Capital Gains *	Discounted Capital Gains *	Other Capital Gains *	CGT Concession Amount *
	Franking Credits	Foreign Credits	TFN Credits	Tax Free	Tax Exempt	Tax Deferred	Distributed Capital Gains	GST					

* Distributed capital gains components correspond to the cash amount received. You should refer to Realised Capital Gains or Distribution Reconciliation Reports for tax and capital gain reporting purpose.

The Battlers Super Fund
Distribution Reconciliation Report
For the period 1 July 2022 to 30 June 2023

Net Distribution	Australian Income			Other Non-Assessable Amounts				Foreign Income			Capital Gains				AMIT	Gross Distribution	
	NPP Income	Franking Credits	Withholding Tax	Tax Exempt	Tax Free	Tax Deferred	Capital Returns	Assesable Amounts	Foreign Tax Credits	Discounted Capital Gains	CGT Concession Amount	Indexed Capital Gains	Other Capital Gains	Net Cost Base Increase/ (Decrease)	Accounting	Tax	
<u>Listed Securities Market</u>																	
Centuria Industrial REIT (ASX:CIP)																	
1,780.01	737.59	0.00	0.00	238.30	0.00	0.00	0.00	0.00	0.00	402.06	402.06	0.00	0.00	(238.30)	1,780.01	737.59	
Vaneck Vectors MSCI International Sustainable Equity ETF (ASX:ESGI)																	
2,650.00	0.00	0.00	0.00	(499.01)	0.00	0.00	0.00	1,122.81	212.80	1,013.10	1,013.10	0.00	0.00	499.01	2,862.80	0.00	
Betashares Global Sustainability Leaders ETF (ASX:ETHI)																	
4,525.01	0.57	0.00	0.00	0.00	0.00	0.00	0.00	954.06	219.28	1,785.19	1,785.19	0.00	0.00	0.00	4,744.29	0.57	
Ishares Core S&P/ASX 200 ETF (ASX:IOZ)																	
205.75	194.74	70.76	0.00	5.69	0.00	0.00	0.00	5.32	0.37	0.00	0.00	0.00	0.00	34.71	276.88	265.50	
Vaneck MSCI Intl Small Companies Quality ETF (ASX:QSML)																	
280.00	0.00	0.00	0.00	(168.90)	0.00	0.00	0.00	448.90	57.12	0.00	0.00	0.00	0.00	168.90	337.12	0.00	
Vaneck Vectors MSCI World Ex Australia Quality ETF (ASX:QUAL)																	
850.00	0.00	0.00	0.00	93.93	0.00	0.00	0.00	756.07	140.08	0.00	0.00	0.00	0.00	(93.93)	990.08	0.00	
10,290.77	932.90	70.76	0.00	(329.99)	0.00	0.00	0.00	3,287.16	629.65	3,200.35	3,200.35	0.00	0.00	370.39	10,991.18	1,003.66	
10,290.77	932.90	70.76	0.00	(329.99)	0.00	0.00	0.00	3,287.16	629.65	3,200.35	3,200.35	0.00	0.00	370.39	10,991.18	1,003.66	

The Battlers Super Fund
Distribution Reconciliation Report
For the period 1 July 2022 to 30 June 2023

Net Distribution	Australian Income			Other Non-Assessable Amounts			Foreign Income		Capital Gains				AMIT	Gross Distribution	
	NPP Income	Franking Credits	Withholding Tax	Tax Exempt	Tax Free	Tax Deferred	Capital Returns	Assesable Amounts	Foreign Tax Credits	Discounted Capital Gains	CGT Concession Amount	Indexed Capital Gains	Other Capital Gains	Net Cost Base Increase/ (Decrease)	Accounting

Reconciliation

	Australian Income			Other Non-Assessable Amounts			Foreign Income		Capital Gains				Gross Distribution	
	NPP Income	Franking Credits	Withholding Tax	Tax Exempt	Tax Free	Tax Deferred	Assesable Amounts	Foreign Tax Credits	Disc. Capital Gains	CGT Concession Amount	Indexed Capital Gains	Other Capital Gains	Accounting	Tax
Gross Accounting Distribution	932.90	70.76		(329.99)	-	-	3,287.16	629.65	3,200.35	3,200.35	-	-	10,991.18	-
Gross Tax Distribution	932.90	70.76		-	-	-	-	-	-	-	-	-	-	1,003.66
Net Foreign Income	-	-		-	-	-	3,287.16	629.65	-	-	-	-	-	3,916.81
Net Distributed Capital Gain	-	-		-	-	-	-	-	6,400.69	N/A	-	-	-	6,400.69

The Battlers Super Fund
(ABN: 23 026 450 688)

Consolidated Member Benefit Totals

Period	Member Account Details
1 July 2022 - 30 June 2023	Residential Address: 150 South Road Torrensville, SA 5031
Member Number: 1	Date of Birth: 29 June 1959
Mr Kon Dimopoulos	Date Joined Fund: 26 August 2008
	Eligible Service Date: 26 August 2008
	Tax File Number Held: Yes

*Note: this report provides a consolidated view of the Member's interests in the SMSF
Refer to the Member Benefit Statements produced for each member account for further details*

Your Accounts	
Withdrawal Benefit as at 1 Jul 2022	
Accumulation	866,146.15
Total as at 1 Jul 2022	866,146.15
Withdrawal Benefit as at 30 Jun 2023	
Accumulation	989,735.43
Total as at 30 Jun 2023	989,735.43

Your Tax Components	
Tax Free	588,060.00
Taxable - Taxed	401,675.43
Taxable - Untaxed	-
Your Preservation Components	
Preserved	981,139.98
Restricted Non Preserved	-
Unrestricted Non Preserved	8,595.45

Your Insurance Benefits
No insurance details have been recorded

Your Beneficiaries
Binding Beneficiary Nomination*
Tina Dimopoulos - 100%
* Nomination in effect from **31 August 2008**

For Enquiries:
mail **The Battlers Super Fund, 150 South Road, Torrensville SA 5031**

The Battlers Super Fund
(ABN: 23 026 450 688)

Member Benefit Statement

Period	Member Account Details
1 July 2022 - 30 June 2023	Residential Address: 150 South Road Torrensville, SA 5031
Member Number: 1	Date of Birth: 29 June 1959
Mr Kon Dimopoulos	Date Joined Fund: 26 August 2008
Accumulation Account	Eligible Service Date: 26 August 2008
Accumulation	Tax File Number Held: Yes
	Account Start Date: 26 August 2008

Your Account Summary	
Withdrawal Benefit as at 1 Jul 2022	866,146.15
<i>Increases to your account:</i>	
Member Contributions	27,500.00
Share Of Net Fund Income	107,353.98
Total Increases	134,853.98
<i>Decreases to your account:</i>	
Contributions Tax	4,125.00
Tax on Net Fund Income	7,139.70
Total Decreases	11,264.70
Withdrawal Benefit as at 30 Jun 2023	989,735.43

Your Tax Components		
Tax Free	59.4159 %	588,060.00
Taxable - Taxed		401,675.43
Taxable - Untaxed		-

Your Preservation Components	
Preserved	981,139.98
Restricted Non Preserved	-
Unrestricted Non Preserved	8,595.45

Your Insurance Benefits	
No insurance details have been recorded	

Your Beneficiaries	
Binding Beneficiary Nomination*	
Tina Dimopoulos - 100%	
* Nomination in effect from 31 August 2008	

For Enquiries:
mail **The Battlers Super Fund, 150 South Road, Torrensville SA 5031**

Trustees

The Trustees of the Fund are as follows:

Tina Dimopoulos and
Kon Dimopoulos

Availability of Other Fund Information

Additional information regarding your membership is available on request. What your Fund can do is governed by the provisions of its Trust Deed, which is available for inspection. If you require further information or clarification of any aspect of your membership of the Fund, please contact your Fund's Administrator or Trustees.

Trustees Disclaimer

This statement has been prepared by the Trustees for the member whose name appears at the top of this statement. While every effort has been made by the Trustees to ensure the accuracy and completeness of this statement, the Trustees do not accept any liability for any errors, omissions or misprints.

Signed on behalf of the Trustees of the Fund

.....
Tina Dimopoulos
Trustee

.....
Kon Dimopoulos
Trustee

Statement Date: 30 June 2023

For Enquiries:
mail **The Battlers Super Fund, 150 South Road, Torrensville SA 5031**

The Battlers Super Fund
Contribution Caps
For the Period From 1 July 2022 to 30 June 2023

Mr Kon Dimopoulos

Date of Birth: 29 Jun 1959
Age: 64 (at 30/06/2023)
Status: Member may be eligible for the bring forward rule, certain conditions apply

Contributions Summary

Prior Year Contributions

Contributions for the previous 2 years are not confirmed
 3-year cap in effect from previous years

Total non-concessional contributions in previous 2 years

Non-Concessional

Unknown

Unknown

Current Year Contributions	Note	Concessional	Non-Concessional
Caps	1	27,500.00	110,000.00
Cumulative Available Unused Cap	2	0.00	0.00
Contributions made (to this fund)	3	27,500.00	0.00
Contributions made (to other funds)		0.00	0.00
Contributions as allocated		27,500.00	0.00
Amount above caps	4	0.00	0.00
Available		0.00	110,000.00

Notes

- 1 . Non-concessional cap shown does NOT take prior year 'Bring Forward Rule' usage into account
- 2 . Total Superannuation Balance was \$500,000 or more at 30 June 2022, member not eligible to make catch-up concessional contributions
- 3 . Excludes any unmatched deposits
- 4 . Any excess concessional contributions are treated as non-concessional

Contributions Breakdown

<u>Income Type</u>	<u>Contribution Type</u>	<u>Amount</u>
Concessional	Employer	0.00
	Personal	27,500.00
	Family and friends	0.00
	Foreign superannuation fund	0.00
	Transfers from reserve	0.00
	Contributions as allocated	27,500.00
NonConcessional	Personal	0.00
	Spouse	0.00
	Child	0.00
	Transfers from reserve	0.00
	Foreign superannuation fund	0.00
	Contributions as allocated	0.00
Other	CGT small business 15-year exemption	0.00
	CGT small business retirement exemption	0.00
	Government Co-Contributions	0.00
	Directed termination payment (taxed)	0.00
	Directed termination payment (untaxed)	0.00
	Personal injury election	0.00
	Downsizer Contribution	0.00
	COVID-19 Re-Contribution	0.00
	Total Other contributions	0.00

Transactions

The Battlers Super Fund
Contribution Caps
For the Period From 1 July 2022 to 30 June 2023

Mr Kon Dimopoulos

Date	Contribution Type	Concessional	Non-Concessional	Other	Source
04/07/2022	Personal	20,000.00			manual
05/07/2022	Personal	7,500.00			manual
Totals:		27,500.00			

The Battlers Super Fund
Investment Movement Summary
For the period 1 July 2022 to 30 June 2023

Investment	Opening Balance		Acquisitions		Disposals			Closing Balance		
	Qty	Cost	Qty	Cost	Qty	Proceeds	Profit/(Loss)	Qty	Cost	Market Value
<u>Bank</u>										
Adelaide Bank CMA		2,105.80		67,794.70		65,468.68	0.00		4,431.82	4,431.82
		2,105.80		67,794.70		65,468.68	0.00		4,431.82	4,431.82
<u>Listed Derivatives Market</u>										
Australia And New Zealand Banking Group Limited - Rights-Appsclose 15Aug2022 Us Prohibited (ASX:ANZR)	0.00	0.00	92.00	0.00	92.00	0.00	0.00	0.00	0.00	0.00
		0.00	0.00	0.00	0.00	0.00	0.00		0.00	0.00
<u>Listed Securities Market</u>										
Amcors PLC (ASX:AMC)	2,500.00	38,491.64	0.00	0.00	0.00	0.00	0.00	2,500.00	38,491.64	37,150.00
AMP Limited (ASX:AMP)	1,800.00	11,862.00	0.00	0.00	0.00	0.00	0.00	1,800.00	11,862.00	2,034.00
ANZ Group Holdings Limited (ASX:ANZ)	1,375.00	36,581.00	92.00	1,738.80	0.00	0.00	0.00	1,467.00	38,319.80	34,782.57
Argo Investments Limited (ASX:ARG)	7,092.00	51,402.87	0.00	0.00	0.00	0.00	0.00	7,092.00	51,402.87	62,125.92
Australian Foundation Investment Company Limited (ASX:AFI)	10,000.00	52,310.36	0.00	0.00	0.00	0.00	0.00	10,000.00	52,310.36	70,700.00
Bendigo And Adelaide Bank Limited (ASX:BEN)	3,128.00	22,291.50	0.00	0.00	0.00	0.00	0.00	3,128.00	22,291.50	26,869.52
Betashares Global Sustainability Leaders ETF (ASX:ETHI)	7,500.00	76,601.03	0.00	0.00	0.00	0.00	0.00	7,500.00	76,601.03	95,325.00
BHP Group Limited (ASX:BHP)	1,500.00	36,567.50	0.00	0.00	0.00	0.00	0.00	1,500.00	36,567.50	67,485.00
Carlton Investments Limited (ASX:CIN)	1,000.00	24,359.99	0.00	0.00	0.00	0.00	0.00	1,000.00	24,359.99	28,110.00
Centuria Industrial REIT (ASX:CIP)	8,500.00	30,764.73	3,500.00	10,618.00	0.00	0.00	0.00	12,000.00	41,382.73	37,200.00
Coles Group Limited (ASX:COL)	1,500.00	25,022.25	0.00	0.00	0.00	0.00	0.00	1,500.00	25,022.25	27,630.00
Commonwealth Bank Of Australia (ASX:CBA)	240.00	18,178.10	0.00	0.00	0.00	0.00	0.00	240.00	18,178.10	24,064.80
CSL Limited (ASX:CSL)	190.00	50,515.77	0.00	0.00	0.00	0.00	0.00	190.00	50,515.77	52,702.20

The Battlers Super Fund
Investment Movement Summary
For the period 1 July 2022 to 30 June 2023

Investment	Opening Balance		Acquisitions		Disposals			Closing Balance		
	Qty	Cost	Qty	Cost	Qty	Proceeds	Profit/(Loss)	Qty	Cost	Market Value
Elders Limited (ASX:ELD)	499.00	3,068.85	0.00	0.00	0.00	0.00	0.00	499.00	3,068.85	3,283.42
Ishares Core S&P/ASX 200 ETF (ASX:IOZ)	0.00	0.00	300.00	8,701.00	0.00	0.00	0.00	300.00	8,701.00	8,751.00
Macquarie Group Limited (ASX:MQG)	292.00	38,834.59	235.00	40,767.68	0.00	0.00	0.00	527.00	79,602.27	93,605.74
National Australia Bank Limited (ASX:NAB)	2,047.00	49,567.60	0.00	0.00	0.00	0.00	0.00	2,047.00	49,567.60	53,979.39
Vaneck MSCI Intl Small Companies Quality ETF (ASX:QSML)	2,000.00	44,615.43	0.00	0.00	0.00	0.00	0.00	2,000.00	44,615.43	47,700.00
Vaneck Vectors MSCI International Sustainable Equity ETF (ASX:ESGI)	2,500.00	61,979.36	0.00	0.00	0.00	0.00	0.00	2,500.00	61,979.36	75,950.00
Vaneck Vectors MSCI World Ex Australia Quality ETF (ASX:QUAL)	1,700.00	37,818.48	0.00	0.00	0.00	0.00	0.00	1,700.00	37,818.48	75,650.00
Westpac Banking Corporation (ASX:WBC)	1,900.00	53,540.80	0.00	0.00	0.00	0.00	0.00	1,900.00	53,540.80	40,546.00
Woodside Energy Group Limited (ASX:WDS)	271.00	8,064.96	0.00	0.00	0.00	0.00	0.00	271.00	8,064.96	9,333.24
		772,438.81		61,825.48		0.00	0.00		834,264.29	974,977.80
Fund Total		774,544.61		129,620.18		65,468.68	0.00		838,696.11	979,409.62



Australia and New Zealand Banking Group Limited
ABN 11 005 357 522

096772 000 ANZ



MR KON DIMOPOULOS &
MRS TINA DIMOPOULOS
<THE BATTLERS SUPER FUND A/C>
16 WATERMAN AVENUE
VALE PARK SA 5081

Incorporated in Victoria

ASX Code: ANZ

Security class: ORDINARY SHARES

Update your information:



Online:
anz.com/easyupdate



By Mail:
Computershare Investor Services Pty Limited
GPO Box 2975 Melbourne
Victoria 3001 Australia

Enquiries:

(within Australia) 1800 113 399
(international) +61 3 9415 4010

Holder Identification Number (HIN)

HIN WITHHELD

Important: You will need to quote this number and name of issuer for all future dealings in these securities. Keep it safe and confidential.

Tax File Number/ABN: ABN quoted
Page Number: 1 of 1

CHESS Allotment Confirmation Notice as at 24 August 2022

**THIS ADVICE CONFIRMS THE ALLOTMENT OF 92
ORDINARY SHARES IN AUSTRALIA AND NEW
ZEALAND BANKING GROUP LIMITED ON 24 AUGUST
2022 TO THE ABOVE NAMED PURSUANT TO THE
RETAIL ENTITLEMENT OFFER.**

IF THE DETAILS ABOVE ARE INCORRECT, PLEASE ADVISE THIS OFFICE IMMEDIATELY



047 045329

MR KON DIMOPOULOS &
MRS TINA DIMOPOULOS
<THE BATTLERS SUPER FUND A/C>
16 WATERMAN AVENUE
VALE PARK SA 5081

Statement date: 28 July 2023

Reference no.: X*****0637

Tax statement for the year ended 30 June 2023

Incorporating an AMMA statement required under the Income Tax Assessment Act 1997

Part B - Information for resident investors to complete their tax return

The tables on page 2 contain the information to be inserted into your tax return.

If you use a tax agent to prepare your income tax return, advise them to rely on the information in this statement rather than information that may be displayed in the tax agent's pre-filing service.

If you use myTax to prepare your income tax return, check the pre-filled amounts against this statement and correct them if necessary.

The information provided below assumes you were a resident of Australia for income tax purposes for the whole of the financial year. Additional information provided in Part C may be required by some taxpayers when completing their tax return. Information in Parts C and D may be relevant to capital gains tax calculations on disposal of your units.

We are required to report the information shown on this statement to the Australian Taxation Office. Please retain this statement for income tax purposes.

Part B - Information for resident investors to complete their tax return

The four tables contain the information to be inserted into your tax return. They follow the structure of the *Tax Return for individuals (supplementary section) 2023*. Each line identifies a *Tax return label* to indicate where in the tax return the numbers below are to be inserted. On the tax return these labels are the white letters inside coloured boxes.

Partnerships and trusts – Non-primary production

Item	Amount	Tax return label
Share of net income from trusts	\$0.00	13U
Franked distributions from trusts	\$0.00	13C

Share of credits from income and tax offsets

Item	Amount	Tax return label
Share of franking credit from franked dividends	\$0.00	13Q
Share of credit for tax file number amounts withheld	\$0.00	13R

Capital Gains

Item	Amount	Tax return label
Net capital gain*	\$1,013.10	18A
Total current year capital gains	\$2,026.20	18H

Foreign Source Income and foreign assets or property

Item	Amount	Tax return label
Assessable foreign source income	\$1,335.61	20E
Other net foreign source income	\$1,335.61	20M
Foreign income tax offset**	\$212.80	20O

*You may have capital losses from the sale of your units or from other sources to offset against this amount.

**Where the foreign income tax offset amount shown is more than \$1,000 you should consult the Australian Taxation Office's Guide to foreign income tax offset rules 2023 to determine whether you are entitled to claim the full amount.

Enquiries about this statement can be made to enquiries@vaneck.com.au.

Part C: Components of attribution

	Tax paid or Franking credit (grossed up)	Attributable amount
Australian Income		
Dividends - Unfranked amount		\$0.00
Dividends - Unfranked CFI amount		\$0.00
Interest (subject to non - resident withholding tax)		\$0.00
Interest (not subject to non - resident withholding tax)		\$0.00
NCMI		\$0.00
Excluded from NCMI		\$0.00
Clean building MIT income		\$0.00
Other income		\$0.00
Non-primary production income		
Dividends - Franked amount	\$0.00	\$0.00
Capital Gains		
Capital gains - Discounted method TAP		\$0.00
Capital gains - Discounted method NTAP		\$1,013.10
Capital gains - Other method TAP		\$0.00
Capital gains - Other method NTAP		\$0.00
Net Capital Gains		\$1,013.10
AMIT CGT gross up amount		\$1,013.10
Other capital gains distribution		\$0.00
Total current year capital gains		\$2,026.20
Foreign Income		
Assessable foreign income	\$212.80	\$1,335.61
CFC income		\$0.00
Total foreign income	\$212.80	\$1,335.61
Other Non-Assessable Amounts		
Net exempt income		\$0.00
Non-Assessable non-exempt amount		\$0.00
Other non-attributable amounts		\$0.00
Total Non-Assessable amounts		\$0.00
Total	\$3,361.81	
Less: Gross-Ups	\$212.80	
Less: attributed amounts not paid in cash*	\$499.01	
Gross Cash Distribution	\$2,650.00	
Other deductions from Distribution		
Less: Withheld tax amount	\$0.00	
Net Cash Distribution	\$2,650.00	

*It is no longer a tax law requirement that amounts to be included in your tax return have to be paid to you in cash. This can give rise to a cost base adjustment. See table E on the next page.

Part D: Tax offsets

Tax offsets	Amount
Franking credit tax offset	\$0.00
Foreign income tax offset	\$212.80
Total tax offsets	\$212.80

The foreign income tax offset is split as follows:

referable to income	100%
referable to capital gains	0%
	<hr/>
	100%

The foreign income tax offset referable to capital gains is the gross amount. This has not been reduced proportionately for capital losses or the CGT discount applied at the fund level.

Part E: Attribution Managed Investment Trust ('AMIT') cost base adjustments

AMIT cost base net increase amount	\$499.01
AMIT cost base net decrease amount	\$0.00

Part F: Payment summary information for the year ended 30 June 2023 (for non-resident unitholders only)

Total fund payment	\$0.00
Total amounts withheld from fund payment	\$0.00

2023 Dividend Payment Summary

Payment Date	No. of Units	Dividend Payment Rate	Gross Dividend Amount	Tax Withheld	Net Dividend Amount
25/07/2023	2,500	\$1.0600	\$2,650.00	\$0.00	\$2,650.00
Total			\$2,650.00	\$0.00	\$2,650.00

Periodic statement

Your 2023 periodic or exit statement will be available online at <https://investorcentre.linkmarketservices.com.au> from around 20 September 2023. If you require a paper copy of a statement you can call +61 1300 68 38 37.

Further information

The Fund's product disclosure statement and latest available half-year and annual financial reports are accessible at <https://www.vaneck.com.au> or by calling +61 1300 68 38 37.

007803 000 IOZ



MR KON DIMOPOULOS &
MRS TINA DIMOPOULOS
<THE BATTLERS SUPER FUND A/C>
16 WATERMAN AVENUE
VALE PARK SA 5081

TFN/ABN Status: Quoted
Holder Identification Number (HIN)

HIN WITHHELD

ATTRIBUTION MANAGED INVESTMENT TRUST MEMBER ANNUAL TAX STATEMENT FOR YEAR ENDED 30 JUNE 2023

The following tax return items are valid for Australian resident individual unitholders only.

PART A – SUMMARY OF 2023 TAX RETURN (SUPPLEMENTARY SECTION) ITEMS

Item	Tax Return Label	Tax Attribution Amount
Share of non-primary production income	13U	\$28.85
Franked distributions from trusts	13C	\$236.65
Share of franking credits from franked dividends	13Q	\$70.76
Share of credit for TFN amounts withheld	13R	\$0.00
Share of credit for foreign resident withholding amounts	13A	\$0.00
Net capital gain	18A	\$0.00
Total current year capital gains	18H	\$0.00
Assessable foreign source income	20E	\$5.69
Other net foreign source income	20M	\$5.69
Foreign income tax offset	20O	\$0.37

PART B – COMPONENTS OF DISTRIBUTION

Item	Cash Distribution	Tax Paid/Offsets	Tax Attribution
Australian income			
Unfranked distributions			\$1.18
Unfranked CFI distributions			\$20.16
Interest (subject to non resident WHT)			\$3.62
Interest (not subject to non resident WHT)			\$0.00
Other income - clean building MIT income			\$0.05
Other income - excluded from NCMI			\$0.05
Other income - NCMI			\$0.76
Other income			\$3.03
Non primary production income			\$28.85
Franked distributions		\$70.76	\$236.65
Capital gains			
Discounted capital gains TAP - clean building MIT income			\$0.00
Discounted capital gains TAP - excluded from NCMI			\$0.00
Discounted capital gains TAP - NCMI			\$0.00
Discounted capital gains TAP			\$0.00
Discounted capital gains NTAP			\$0.00
Capital gains – other method TAP - clean building MIT income			\$0.00
Capital gains – other method TAP - excluded from NCMI			\$0.00
Capital gains – other method TAP - NCMI			\$0.00
Capital gains – other method TAP			\$0.00
Capital gains – other method NTAP			\$0.00
Net capital gain			\$0.00
AMIT CGT gross up amount			\$0.00
Total current year capital gains			\$0.00
Foreign income			
Assessable foreign source income		\$0.37	\$5.69
Other non-assessable amounts			
Non-assessable non-exempt amount			\$40.40
Gross amount	\$205.75		\$311.59
AMIT cost base net amount - excess (reduce cost base)			\$0.00
AMIT cost base net amount - shortfall (increase cost base)			\$34.71
Less TFN amounts withheld	\$0.00		
Less non-resident withholding tax			
- Interest / dividend amounts withheld	\$0.00		
- Fund payment amounts withheld	\$0.00		
Net cash distribution	\$205.75		

To assist you in completing your tax return, you may refer to the iShares tax booklet available here:

<https://www.blackrock.com/au/individual/literature/tax-information/australian-tax-booklet-for-australian-domiciled-ishes-efds-en-au.pdf>



047 045362

Statement date: 28 July 2023

Reference no.: X*****0637

MR KON DIMOPOULOS &
MRS TINA DIMOPOULOS
<THE BATTLERS SUPER FUND A/C>
16 WATERMAN AVENUE
VALE PARK SA 5081

Tax statement for the year ended 30 June 2023

Incorporating an AMMA statement required under the Income Tax Assessment Act 1997

Part B - Information for resident investors to complete their tax return

The tables on page 2 contain the information to be inserted into your tax return.

If you use a tax agent to prepare your income tax return, advise them to rely on the information in this statement rather than information that may be displayed in the tax agent's pre-filing service.

If you use myTax to prepare your income tax return, check the pre-filled amounts against this statement and correct them if necessary.

The information provided below assumes you were a resident of Australia for income tax purposes for the whole of the financial year. Additional information provided in Part C may be required by some taxpayers when completing their tax return. Information in Parts C and D may be relevant to capital gains tax calculations on disposal of your units.

We are required to report the information shown on this statement to the Australian Taxation Office. Please retain this statement for income tax purposes.

Part B - Information for resident investors to complete their tax return

The four tables contain the information to be inserted into your tax return. They follow the structure of the *Tax Return for individuals (supplementary section) 2023*. Each line identifies a *Tax return label* to indicate where in the tax return the numbers below are to be inserted. On the tax return these labels are the white letters inside coloured boxes.

Partnerships and trusts – Non-primary production

Item	Amount	Tax return label
Share of net income from trusts	\$0.00	13U
Franked distributions from trusts	\$0.00	13C

Share of credits from income and tax offsets

Item	Amount	Tax return label
Share of franking credit from franked dividends	\$0.00	13Q
Share of credit for tax file number amounts withheld	\$0.00	13R

Capital Gains

Item	Amount	Tax return label
Net capital gain*	\$0.00	18A
Total current year capital gains	\$0.00	18H

Foreign Source Income and foreign assets or property

Item	Amount	Tax return label
Assessable foreign source income	\$506.02	20E
Other net foreign source income	\$506.02	20M
Foreign income tax offset**	\$57.12	20O

*You may have capital losses from the sale of your units or from other sources to offset against this amount.

**Where the foreign income tax offset amount shown is more than \$1,000 you should consult the Australian Taxation Office's Guide to foreign income tax offset rules 2023 to determine whether you are entitled to claim the full amount.

Enquiries about this statement can be made to enquiries@vaneck.com.au.

Part C: Components of attribution

	Tax paid or Franking credit (grossed up)	Attributable amount
Australian Income		
Dividends - Unfranked amount		\$0.00
Dividends - Unfranked CFI amount		\$0.00
Interest (subject to non - resident withholding tax)		\$0.00
Interest (not subject to non - resident withholding tax)		\$0.00
NCMI		\$0.00
Excluded from NCMI		\$0.00
Clean building MIT income		\$0.00
Other income		\$0.00
Non-primary production income		
Dividends - Franked amount	\$0.00	\$0.00
Capital Gains		
Capital gains - Discounted method TAP		\$0.00
Capital gains - Discounted method NTAP		\$0.00
Capital gains - Other method TAP		\$0.00
Capital gains - Other method NTAP		\$0.00
Net Capital Gains		
AMIT CGT gross up amount		\$0.00
Other capital gains distribution		\$0.00
Total current year capital gains		\$0.00
Foreign Income		
Assessable foreign income	\$57.12	\$506.02
CFC income		\$0.00
Total foreign income	\$57.12	\$506.02
Other Non-Assessable Amounts		
Net exempt income		\$0.00
Non-Assessable non-exempt amount		\$0.00
Other non-attributable amounts		\$0.00
Total Non-Assessable amounts		\$0.00
Total	\$506.02	
Less: Gross-Ups	\$57.12	
Less: attributed amounts not paid in cash*	\$168.90	
Gross Cash Distribution	\$280.00	
Other deductions from Distribution		
Less: Withheld tax amount	\$0.00	
Net Cash Distribution	\$280.00	

*It is no longer a tax law requirement that amounts to be included in your tax return have to be paid to you in cash. This can give rise to a cost base adjustment. See table E on the next page.

Part D: Tax offsets

Tax offsets	Amount
Franking credit tax offset	\$0.00
Foreign income tax offset	\$57.12
Total tax offsets	\$57.12

The foreign income tax offset is split as follows:

referable to income	100%
referable to capital gains	0%
	<hr/>
	100%

The foreign income tax offset referable to capital gains is the gross amount. This has not been reduced proportionately for capital losses or the CGT discount applied at the fund level.

Part E: Attribution Managed Investment Trust ('AMIT') cost base adjustments

AMIT cost base net increase amount	\$168.90
AMIT cost base net decrease amount	\$0.00

Part F: Payment summary information for the year ended 30 June 2023 (for non-resident unitholders only)

Total fund payment	\$0.00
Total amounts withheld from fund payment	\$0.00

2023 Dividend Payment Summary

Payment Date	No. of Units	Dividend Payment Rate	Gross Dividend Amount	Tax Withheld	Net Dividend Amount
25/07/2023	2,000	\$0.1400	\$280.00	\$0.00	\$280.00
Total			\$280.00	\$0.00	\$280.00

Periodic statement

Your 2023 periodic or exit statement will be available online at <https://investorcentre.linkmarketservices.com.au> from around 20 September 2023. If you require a paper copy of a statement you can call +61 1300 68 38 37.

Further information

The Fund's product disclosure statement and latest available half-year and annual financial reports are accessible at <https://www.vaneck.com.au> or by calling +61 1300 68 38 37.



047 045371

Statement date: 28 July 2023

Reference no.: X*****0637

MR KON DIMOPOULOS &
MRS TINA DIMOPOULOS
<THE BATTLERS SUPER FUND A/C>
16 WATERMAN AVENUE
VALE PARK SA 5081

Tax statement for the year ended 30 June 2023

Incorporating an AMMA statement required under the Income Tax Assessment Act 1997

Part B - Information for resident investors to complete their tax return

The tables on page 2 contain the information to be inserted into your tax return.

If you use a tax agent to prepare your income tax return, advise them to rely on the information in this statement rather than information that may be displayed in the tax agent's pre-filing service.

If you use myTax to prepare your income tax return, check the pre-filled amounts against this statement and correct them if necessary.

The information provided below assumes you were a resident of Australia for income tax purposes for the whole of the financial year. Additional information provided in Part C may be required by some taxpayers when completing their tax return. Information in Parts C and D may be relevant to capital gains tax calculations on disposal of your units.

We are required to report the information shown on this statement to the Australian Taxation Office. Please retain this statement for income tax purposes.

Part B - Information for resident investors to complete their tax return

The four tables contain the information to be inserted into your tax return. They follow the structure of the *Tax Return for individuals (supplementary section) 2023*. Each line identifies a *Tax return label* to indicate where in the tax return the numbers below are to be inserted. On the tax return these labels are the white letters inside coloured boxes.

Partnerships and trusts – Non-primary production

Item	Amount	Tax return label
Share of net income from trusts	\$0.00	13U
Franked distributions from trusts	\$0.00	13C

Share of credits from income and tax offsets

Item	Amount	Tax return label
Share of franking credit from franked dividends	\$0.00	13Q
Share of credit for tax file number amounts withheld	\$0.00	13R

Capital Gains

Item	Amount	Tax return label
Net capital gain*	\$0.00	18A
Total current year capital gains	\$0.00	18H

Foreign Source Income and foreign assets or property

Item	Amount	Tax return label
Assessable foreign source income	\$896.15	20E
Other net foreign source income	\$896.15	20M
Foreign income tax offset**	\$140.08	20O

*You may have capital losses from the sale of your units or from other sources to offset against this amount.

**Where the foreign income tax offset amount shown is more than \$1,000 you should consult the Australian Taxation Office's Guide to foreign income tax offset rules 2023 to determine whether you are entitled to claim the full amount.

Enquiries about this statement can be made to enquiries@vaneck.com.au.

Part C: Components of attribution

	Tax paid or Franking credit (grossed up)	Attributable amount
Australian Income		
Dividends - Unfranked amount		\$0.00
Dividends - Unfranked CFI amount		\$0.00
Interest (subject to non - resident withholding tax)		\$0.00
Interest (not subject to non - resident withholding tax)		\$0.00
NCMI		\$0.00
Excluded from NCMI		\$0.00
Clean building MIT income		\$0.00
Other income		\$0.00
Non-primary production income		
Dividends - Franked amount	\$0.00	\$0.00
Capital Gains		
Capital gains - Discounted method TAP		\$0.00
Capital gains - Discounted method NTAP		\$0.00
Capital gains - Other method TAP		\$0.00
Capital gains - Other method NTAP		\$0.00
Net Capital Gains		
AMIT CGT gross up amount		\$0.00
Other capital gains distribution		\$0.00
Total current year capital gains		\$0.00
Foreign Income		
Assessable foreign income	\$140.08	\$896.15
CFC income		\$0.00
Total foreign income	\$140.08	\$896.15
Other Non-Assessable Amounts		
Net exempt income		\$0.00
Non-Assessable non-exempt amount		\$0.00
Other non-attributable amounts		\$93.93
Total Non-Assessable amounts		\$93.93
Total	\$990.08	
Less: Gross-Ups	\$140.08	
Less: attributed amounts not paid in cash*	\$0.00	
Gross Cash Distribution	\$850.00	
Other deductions from Distribution		
Less: Withheld tax amount	\$0.00	
Net Cash Distribution	\$850.00	

*It is no longer a tax law requirement that amounts to be included in your tax return have to be paid to you in cash. This can give rise to a cost base adjustment. See table E on the next page.

Part D: Tax offsets

Tax offsets	Amount
Franking credit tax offset	\$0.00
Foreign income tax offset	\$140.08
Total tax offsets	\$140.08

The foreign income tax offset is split as follows:

referable to income	100%
referable to capital gains	0%
	<hr/>
	100%

The foreign income tax offset referable to capital gains is the gross amount. This has not been reduced proportionately for capital losses or the CGT discount applied at the fund level.

Part E: Attribution Managed Investment Trust ('AMIT') cost base adjustments

AMIT cost base net increase amount	\$0.00
AMIT cost base net decrease amount	\$93.93

Part F: Payment summary information for the year ended 30 June 2023 (for non-resident unitholders only)

Total fund payment	\$0.00
Total amounts withheld from fund payment	\$0.00

2023 Dividend Payment Summary

Payment Date	No. of Units	Dividend Payment Rate	Gross Dividend Amount	Tax Withheld	Net Dividend Amount
25/07/2023	1,700	\$0.5000	\$850.00	\$0.00	\$850.00
Total			\$850.00	\$0.00	\$850.00

Periodic statement

Your 2023 periodic or exit statement will be available online at <https://investorcentre.linkmarketservices.com.au> from around 20 September 2023. If you require a paper copy of a statement you can call +61 1300 68 38 37.

Further information

The Fund's product disclosure statement and latest available half-year and annual financial reports are accessible at <https://www.vaneck.com.au> or by calling +61 1300 68 38 37.

KON DIMOPOULOS & TINA DIMOPOULOS
As Trustees for



THE BATTLERS SUPER FUND

Mr K Dimopoulos
16 Waterman Avenue
VALE PARK SA 5081

Dear Kon,

Re: Notice of Intention to Claim a Deduction

Pursuant to sub-section 290-170(3) of the Income Tax Assessment Act 1997 , the trustees for The Battlers Super Fund acknowledge the receipt of a valid notice of intent to claim a deduction for Personal superannuation contributions totalling \$27,500.00 for the year ended 30th June 2023.

Yours faithfully,

Kon Dimopoulos

Tina Dimopoulos

Dated this 12th day of July 2022

**To The Trustees of
The Battlers Super Fund**

Pursuant to section 290-170 of the Income Tax Assessment Act 1997, I **Kon Dimopoulos** of 16 Waterman Avenue, Vale Park, SA hereby give notice of my intention to claim a tax deduction for the amount of \$27,500.00 in my 2023 personal income tax return.

I further declare that :

. Less than 10% of total assessable income and reportable fringe benefits derived by me during the financial year ended 30th June 2023 were attributable to :

- the holding of an office or appointment;
- performing functions or duties;
- engaging in work; or
- doing acts or things;

that resulted in me being treated as an employee for purposes of the Superannuation Guarantee (Administration) Act 1992.

. I am not under 18 years of age, or over the age of 75 years.

. I have made contributions to The Battlers Super Fund totalling \$27,500.00 during the year ended June 2023.



Kon Dimopoulos

Dated 12August 2022

Morgan Stanley

THE BATTLERS SUPER FUND
16 WATERMAN AVENUE
VALE PARK SA 5081

Adviser: DAVID ROBINSON
Phone: +61 8 8468 6119
E-mail: r2cgroup@morganstanley.com
Account No: 1392367
Portfolio Id: DIMOPO

Page 1 of 1

Portfolio Holdings as at 30th June, 2023

Security	Description	Number of Units	Market Price (\$)	Market Value (\$)	% of Portfolio	PE Ratio (1)	Income Yield (2)	Annual Income (3)
ABCSAM	ADELAIDE BANK CASH MANAGEMENT ACCOUNT		0.000000	4,431.82	0%			
AFI	AUSTRALIAN FOUNDAT. FPO	10,000	7.070000	70,700.00	7%	23.0	3.54%	2,500.00
AMC	AMCOR PLC CDI 1:1	2,500	14.860000	37,150.00	4%	13.9	4.87%	1,810.75
AMP	AMP LTD FPO	1,800	1.130000	2,034.00	0%	9.4	2.21%	45.00
ANZ	ANZ GROUP HOLDINGS FPO	1,467	23.710000	34,782.57	4%	9.8	6.54%	2,273.85
ARG	ARGO INVESTMENTS FPO	7,092	8.760000	62,125.92	6%	20.3	3.82%	2,375.82
BEN	BENDIGO AND ADELAIDE FPO	3,128	8.590000	26,869.52	3%	11.7	6.46%	1,736.04
BHP	BHP GROUP LTD FPO	1,500	44.990000	67,485.00	7%	5.3	8.70%	5,873.10
CBA	COMMONWEALTH BANK. FPO	240	100.270000	24,064.80	2%	16.9	4.19%	1,008.00
CIN	CARLTON INVESTMENTS FPO	1,000	28.110000	28,110.00	3%	19.9	2.99%	840.00
CIP	CENTURIA I REIT ORD UNIT	12,000	3.100000	37,200.00	4%	424.7	5.16%	1,920.00
COL	COLES GROUP FPO	1,500	18.420000	27,630.00	3%	21.4	3.58%	990.00
CSL	CSL LTD FPO	190	277.380000	52,702.20	5%	41.7	1.22%	642.16
ELD	ELDERS LTD FPO	499	6.580000	3,283.42	0%	8.5	7.75%	254.49
ESGI	VANECK ESG INTERNATL ETF UNITS	2,500	30.380000	75,950.00	8%		3.49%	2,650.00
ETHI	BETASHARESETHI ETF ETF UNITS	7,500	12.710000	95,325.00	10%	(6.1)	4.75%	4,525.50
IOZ	ISHARES S&P/ASX 200. ETF UNITS	300	29.170000	8,751.00	1%	14.2	3.97%	347.22
MQG	MACQUARIE GROUP LTD FPO	527	177.620000	93,605.74	10%	13.1	4.22%	3,952.50
NAB	NATIONAL AUST. BANK FPO	2,047	26.370000	53,979.39	6%	11.4	6.11%	3,295.67
QSML	VANECK SML CAP QUAL ETF UNITS	2,000	23.850000	47,700.00	5%	(6.6)	0.59%	280.00
QUAL	VANECK WLD XAU QUAL ETF UNITS	1,700	44.500000	75,650.00	8%	(5.9)	1.12%	850.00
WBC	WESTPAC BANKING CORP FPO	1,900	21.340000	40,546.00	4%	11.6	6.28%	2,546.00
WDS	WOODSIDE ENERGY FPO	271	34.440000	9,333.24	1%	5.4	10.90%	1,017.31
				979,409.62				41,733.41

(1) PE Ratio is stock price divided by its historic earnings per share

(2) Income Yield is historic dividends divided by the share price

(3) Annual Income is historic ordinary dividends multiplied by the number of units held

Market value of ASX listed securities is calculated using last sale prices received prior to report run time

Report Run at 20:37 04/07/2023

Morgan Stanley Wealth Management Australia Pty Ltd (ABN 19 009 145 555, AFSL No. 240813) is a Participant of ASX Group. All information, opinions and estimates presented in this report are applicable as at the date of issue, and are subject to change without notice. This report does not represent accountancy or taxation advice and clients should seek professional advice on these matters. Morgan Stanley has the ability to include in your statements holdings that are not sponsored under a Holder Identification Number ('HIN') controlled by Morgan Stanley. In the event that non-sponsored securities are included in your statements please note they are reported on a best endeavours basis and may be inaccurate, as Morgan Stanley relies on information provided by you and third parties. With respect to Cash holdings, please refer to your Cash Management Account provider for your official statement. Morgan Stanley makes no representation or warranty with respect to the accuracy or completeness of such information. If it has been included, cost price data may be based on information provided by you, and as such Morgan Stanley cannot guarantee its accuracy or completeness.

Financial Adviser: DAVID ROBINSON

A/C No: 1392367
 THE BATTLERS SUPER FUND

Statement Period: 01 July 2022 to 30 June 2023

Produced On: 04 July 2023

Transaction Date	Settlement Date	Reference	Transaction Details	Debit	Credit	Balance
AUSTRALIAN DOLLARS (AUD)						
01 Jul 2022			Opening Balance			0.00
14 Jul 2022	18 Jul 2022	C8220781	B 180 MQG @ 169.740000	30,889.28		30,889.28
18 Jul 2022		R4964819	DIRECT DEBIT No. 4964819		30,889.28	0.00
28 Oct 2022	01 Nov 2022	C8250624	B 3500 CIP @ 2.999143	10,618.00		10,618.00
01 Nov 2022		R4994764	DIRECT DEBIT No. 4994764		10,618.00	0.00
30 Dec 2022	04 Jan 2023	C8268804	B 300 IOZ @ 28.600000	8,701.00		8,701.00
04 Jan 2023		R5009509	DIRECT DEBIT No. 5009509		8,701.00	0.00
10 May 2023	12 May 2023	C8304822	B 55 MQG @ 177.407273	9,878.40		9,878.40
12 May 2023		R5042031	DIRECT DEBIT No. 5042031		9,878.40	0.00
30 Jun 2023			Closing Balance			0.00

Important Information

This statement is issued by Morgan Stanley Wealth Management Australia Pty Ltd ("Morgan Stanley") (ABN 19 009 145 555, AFSL No. 240813) a Participant of ASX Group. Although the information made available in this statement is believed to be reliable, we do not guarantee its accuracy and it may be incomplete or condensed. The statement is subject to the correction of errors and omissions. Please contact your financial adviser if you become aware of any errors or omissions. You acknowledge that any transactions undertaken by us on your behalf are subject to the terms and conditions provided by us from time to time. You acknowledge that we will not be liable to you for any damages suffered or losses incurred by you as a result of any errors in and omissions from this statement. Please contact your financial adviser for additional details.

A V Adamson & Co

150 South Road
TORRENSVILLE SA 5031

Telephone (08) 83524955

ABN 57 145 788 195

The Battlers Super Fund

16 Waterman Avenue
VALE PARK SA 5081

Date: 19 April 2023

Invoice No: 6239

Customer Ref: THEBATT

TAX INVOICE / STATEMENT

DESCRIPTION	AMOUNT
My fee for professional services including accounting and taxation services for the year ended 30 June 2022	1300.00
Auditor Class Super Software costs oncharge	275.00
	<hr/>
	Total Fees 1575.00
	Plus GST 157.50
	<hr/>
	TOTAL DUE 1732.50

*Paid 25/4/2023
Cheque No. 65*



Bendigo and Adelaide Bank Limited
ABN 11 068 049 178 AFSL/ACL 237879
80 Grenfell Street, Adelaide GPO Box 1048, Adelaide SA 5001
Telephone: 1800 224 124 Website: www.adelaidebank.com.au

Statement Details

Statement Period	from	01 Jul 2022
	to	30 Jun 2023
Customer Number		0039697875
Account ID		QT02
BSB		610-101
Account Number		071324493

047/11674

010000



MR K & MRS T DIMOPOULOS ATF
THE BATTLERS SUPER FUND
16 WATERMAN AVENUE
VALE PARK SA 5081



Should you have any questions regarding your account or statement please call us on 1800 224 124.

Summary

Opening Balance as at	01/07/2022	\$2,105.80
Closing Balance as at	30/06/2023	\$4,431.82
Total Credit Income		\$56.23
Total Govt. Debits Tax (formerly BAD)		\$0.00
Total Bank Fee		\$0.70
Total Resident Withholding Tax		\$0.00
Total Non-Resident Withholding Tax		\$0.00

Please verify entries and notify us promptly of any errors, omissions or possible unauthorised transactions.

Subject to correction of any errors or omissions.

Retain this statement for your records.



Australian Government
Australian Taxation Office

Agent A V ADAMSON & CO
Client THE TRUSTEE FOR THE
 BATTLEERS SUPER FUND
ABN 23 026 450 688
TFN 887 412 027

Income tax 551 ■

Date generated	02 February 2024
Overdue	\$0.00
Not yet due	\$0.00
Balance	\$0.00

Transactions

4 results found - from **02 February 2022** to **02 February 2024** sorted by **processed date** ordered **newest to oldest**

Processed date	Effective date	Description	Debit (DR)	Credit (CR)	Balance
27 Apr 2023	2 May 2023	EFT refund for Income Tax for the period from 01 Jul 21 to 30 Jun 22	\$3,854.01		\$0.00
27 Apr 2023	27 Apr 2023	Tax return Self Man Superfund - Income Tax for the period from 01 Jul 21 to 30 Jun 22		\$3,854.01	\$3,854.01 CR
3 Mar 2022	2 Mar 2022	Payment received		\$1,662.11	\$0.00
25 Feb 2022	16 May 2022	Tax return Self Man Superfund - Income Tax for the period from 01 Jul 20 to 30 Jun 21	\$1,662.11		\$1,662.11 DR



Australian Government
Australian Taxation Office

Agent A V ADAMSON & CO
Client THE TRUSTEE FOR THE
 BATTLERS SUPER FUND
ABN 23 026 450 688
TFN 887 412 027

Activity statement 001

Date generated	02 February 2024
Overdue	\$0.00
Not yet due	\$0.00
Balance	\$0.00

Transactions

11 results found - from **02 February 2022** to **02 February 2024** sorted by **processed date** ordered **newest to oldest**

Processed date	Effective date	Description	Debit (DR)	Credit (CR)	Balance
4 Apr 2023	3 Apr 2023	Payment received		\$480.00	\$0.00
28 Mar 2023	28 Apr 2023	Original Activity Statement for the period ending 31 Mar 23 - PAYG Instalments	\$480.00		\$480.00 DR
24 Jan 2023	23 Jan 2023	Payment received		\$480.00	\$0.00
11 Jan 2023	28 Feb 2023	Original Activity Statement for the period ending 31 Dec 22 - PAYG Instalments	\$480.00		\$480.00 DR
6 Oct 2022	4 Oct 2022	Payment received		\$480.00	\$0.00
27 Sep 2022	28 Oct 2022	Client initiated amended Activity Statement for the period ending 30 Sep 22		\$0.00	\$480.00 DR
27 Sep 2022	28 Oct 2022	Original Activity Statement for the period ending 30 Sep 22 - PAYG Instalments	\$480.00		\$480.00 DR
6 Jul 2022	5 Jul 2022	Payment received		\$470.00	\$0.00
22 Jun 2022	28 Jul 2022	Original Activity Statement for the period ending 30 Jun 22 - PAYG Instalments	\$470.00		\$470.00 DR
5 Apr 2022	4 Apr 2022	Payment received		\$931.00	\$0.00

Processed date	Effective date	Description	Debit (DR)	Credit (CR)	Balance
1 Apr 2022	28 Apr 2022	Original Activity Statement for the period ending 31 Mar 22 - PAYG Instalments	\$931.00		\$931.00 DR

Centuria



047_16061_9574

MR KON DIMOPOULOS &
MRS TINA DIMOPOULOS
<THE BATTLERS SUPER FUND A/C>
16 WATERMAN AVENUE
VALE PARK SA 5081

Centuria Industrial REIT Ordinary Units Fully Paid

Investor Number: 0050050637

Investor Name: MR KON DIMOPOULOS & MRS TINA DIMOPOULOS

Attribution Managed Investment Trust Member Annual Statement for the year ended 30 June 2023

This statement assumes that you are an Australian resident individual unitholder. We recommend that if this is not applicable or your situation is unusual or complex that you seek professional advice.

Part A: Summary of 2023 Tax Return (supplementary section) Items

Tax Return (supplementary section)	Amount (\$) ¹	Tax Return Label
Share of non-primary production (NPP) income	737.58	13U
NPP income - Franked distributions from trusts ²	0.00	13C
Other deductions relating to NPP distributions	0.00	13Y
Share of primary production (PP) income	0.00	13L
Share of franking credit from franked dividends	0.00	13Q
Share of credit for TFN amounts withheld	0.00	13R
Share of credit for non-resident withholding amounts withheld	0.00	13A
Total current year capital gains	804.12	18H
Net capital gain	402.06	18A
Assessable foreign source income	0.00	20E
Other net foreign source income	0.00	20M
Foreign income tax offsets ³	0.00	20O
Australian franking credit from New Zealand franking company	0.00	20F

Please see reverse for detailed components of the distribution.

Centuria Property
Funds No 2. Limited

Level 8
210 George Street
Sydney NSW 2000

C/- Boardroom Limited
GPO Box 3993
Sydney NSW 2001

P: 1800 182 257 or 02 9290 9689
F: 02 9279 0664
E: CIP.Enquiry@CenturiaInvestor.com.au
centuria.com.au

ABN 38 133 363 185
AFSL 340304

S0009277955

Part B: Components of Attribution

	Cash Distribution (\$)	Tax Paid/Offsets (\$)(E)	Attribution Amount (\$)
Australian Income			
Dividends – Unfranked	0.00		0.00
Conduit Foreign Income	0.00		0.00
Interest	6.68		6.68
Other income	730.90		730.90
Other income (clean building MIT)	0.00		0.00
NCMI – Non primary production	0.00		0.00
Excluded from NCMI – Non primary production	0.00		0.00
Non-Primary Production Income (A)	737.58		737.58
NCMI - Primary Production	0.00		0.00
Excluded from NCMI – Primary Production	0.00		0.00
Primary Production Income (B)	0.00		0.00
Dividends: Franked amount (Franked Dist) (X)	0.00	0.00	0.00
Capital Gains			
Discounted capital gain (TAP)	402.06	0.00	402.06
Discounted capital gain (NTAP)	0.00	0.00	0.00
Capital gains – Other method (TAP)	0.00	0.00	0.00
Capital gains – Other method (NTAP)	0.00	0.00	0.00
NCMI capital gains ⁴	0.00		
Excluded from NCMI capital gains	0.00		
Net Capital Gain	402.06	0.00	402.06
AMIT CGT Gross up amount			402.06
Other capital gains distribution	402.06		
Total current year capital gains (C)	804.12		804.12
Foreign Income			
Assessable foreign source income	0.00	0.00	0.00
Australian franking credit from New Zealand franking company	0.00	0.00	0.00
Total foreign Income (D)	0.00	0.00	
Cash Distribution Sub Total (A+B+X+C+D)	1,541.70		
Other Non-Assessable Amounts			
Net exempted amounts	0.00		
Non-assessable non-exempt amounts (F)	0.00		
Other non-attributable amounts	238.30		
Gross Cash Distribution (G)	1,780.00		
Attribution Managed Investment Trust (AMIT) Amounts (\$)			
cost base adjustments			
AMIT cost base net amount – excess (decrease)	238.30		
AMIT cost base net amount – shortfall (increase)	0.00		
Other amounts deducted from trust distributions Amounts (\$)			
Less: TFN amounts withheld	0.00		
Less: Non-resident withholding tax (Including MIT fund payment withholding amount)	0.00		
Less: Other expenses	0.00		
Net Distribution	1,780.00		

S00099277955

Centuria



047_14670_5865

MR KON DIMOPOULOS &
MRS TINA DIMOPOULOS
<THE BATTLERS SUPER FUND A/C>
16 WATERMAN AVENUE
VALE PARK SA 5081

21 October 2022

Centuria Industrial REIT Ordinary Units Fully Paid Periodic Statement

Subregister: CHES
Investor number: 0050050637
Tax reference: Quoted
Statement period: 01 July 2021 to 30 June 2022

TABLE A Transaction List - Security Movement					
Date	Transaction	Number of securities	Price per security ¹ (\$)	Total value ² (\$)	Balance of securities
14/10/2021	Opening Balance	0	\$0.0000	\$0.00	0
14/10/2021	Holding Movement	8,500	\$3.6000	\$30,600.00	8,500
30/06/2022	Closing Balance	8,500	\$2.8100	\$23,885.00	8,500

1 The amounts shown assume a price per security taken as the market closing price for the date of each transaction. This statement does not show the market price at which you executed a transaction on the ASX (or the total dollar value of your transaction) as this information is not provided to us. The market price of your transaction should have been provided to you by the broker who effected your transaction.

2 The value of your investment shown for the balance is equal to the number of units multiplied by the market closing price for the relevant date.

TABLE B Fund distribution summary						
Record Date	Payment Date	Transaction	Gross Distribution (\$)	Withholding Tax (\$)	Net Distribution (\$)	Distribution Plan Allotment
31/12/2021	28/01/2022	Centuria Industrial REIT December 2021 Quarterly Distribution	\$367.63	\$0.00	\$367.63	0
31/03/2022	04/05/2022	Centuria Industrial REIT March 2022 Quarterly Distribution	\$367.63	\$0.00	\$367.63	0
30/06/2022	05/08/2022	Centuria Industrial REIT June 2022 Quarterly Distribution	\$367.63	\$0.00	\$367.63	0
Total for statement period			\$1,102.89	\$0.00	\$1,102.89	0

**TABLE C
Fees and Costs Summary**

Type of Fee	Amount (\$)
Fees deducted directly from your account This amount has been deducted directly from your account (reflected in the transactions listed on this statement).	\$0.00
Fees and costs deducted from your investment³ This approximate amount has been deducted from your investment and covers amounts that have reduced the return on your investment and that are not reflected as transactions listed on this statement or in the Additional explanation of fees and costs.	\$107.77
TOTAL FEES AND COSTS YOU PAID This approximate amount includes all the fees and costs that affected your investment during the period.	\$107.77

³ This is the amount of fees and costs that are attributed to you and include management fees and costs, performance fees and transaction costs on any applicable transactions throughout the period. It is an apportioned amount that has been calculated by multiplying your daily account balance over the period by the Cost of Product. The Cost of Product is calculated by dividing the Fund's management costs and expenses, performance fees and transaction costs on applicable transactions by the Fund's average net assets over the period.

**TABLE D
Calculation of your Net Investment Return ⁴**

Calculation of the Investment Return	Amount (\$)	Amount sourced from
Closing Balance	\$23,885.00	Table A
Add: withdrawal payment	\$0.00	Table A
Less: opening balance	\$0.00	Table A
Less: applications/allotments	\$30,600.00	Table A
Less: fees deducted directly from your account	\$0.00	Table C
Change in market value (growth return) ⁵	-\$6,715.00	
Add: gross distribution amounts (distribution return)	\$1,102.89	Table B
Net Investment return (total return)	-\$5,612.11	

⁴ This is not a statement for tax purposes. We send a separate tax statement which contains all the information about your investment that you need to complete your tax return.

⁵ The 'growth return' is the change in the value of your investment in the period, taking into account transactions and excluding distributions. This amount is only for reporting purposes.

Further Information

You can access information regarding your investments through www.CenturiaInvestor.com. If you have questions about the periodic statement or any administrative queries, please contact Centuria Investor Services team on 1800 182 257. For more information about other investment options, please call Centuria directly on 02 8923 8923, or email contactus@centuria.com.au.

Handling Complaints

If you have a complaint, please let us know by contacting our Investor Services Team on 1300 22 44 24, or emailing: compliance@centuria.com.au or writing to us at Centuria Complaints Resolution Process, Level 41, Chifley Tower, 2 Chifley Square, Sydney NSW 2000. We aim to resolve your concerns at the time of your first contact with us. If this is not possible, we will acknowledge your complaint as soon as possible and will investigate, properly consider and decide on the action to take and communicate this to you within 30 days. For further information on the complaints handling process, please go to centuria.com.au/contact-us/complaints.

If you are not satisfied with our response to the matter, you may be able to refer the matter to the Australian Financial Complaints Authority (AFCA) on telephone: 1800 931 678 or write to AFCA at: GPO Box 3, Melbourne VIC 3001, Australia or email: info@afca.org.au

Disclaimer

While every reasonable care has been taken to ensure that the information on this statement is correct and the information contained in this document is believed to be accurate at the time of compilation, Centuria cannot accept liability for any error or misprint. This statement was prepared by Centuria. This information is of a general nature and is not intended to provide you with financial advice or take into account your personal objectives, financial situation or needs.

You may wish to seek independent financial advice from a licensed or authorised financial adviser before making an investment decision. The performance of your investment in any of the Centuria funds is not guaranteed. Past performance is not a reliable indicator of future performance.

Your privacy is important to us. Our Privacy Policy sets out how your information is managed, and is available at <https://centuria.com.au/contact-us/privacy-policy/>.



Responsible Entity: Betashares Capital Ltd
ABN 78 139 566 868 | AFSL 341181
ARSN 613 694 250

All Registry communications to:
C/- Link Market Services Limited
Locked Bag A14, Sydney South, NSW, 1235
Telephone: +61 1300 202 738
ASX Code: ETHI
Email: betashares@linkmarketservices.com.au
Website: www.linkmarketservices.com.au



047 004549

MR KON DIMOPOULOS &
MRS TINA DIMOPOULOS
<THE BATTLERS SUPER FUND A/C>
16 WATERMAN AVENUE
VALE PARK SA 5081

Date: 31 July 2023
Reference No.: X*****0637

BETASHARES GLOBAL SUSTAINABILITY LEADERS ETF
Attribution Managed Investment Trust Member Annual Statement
for the year ended 30 June 2023

Review
idhi

Part A : Summary of 2023 tax return (supplementary section) Items for a resident individual

Tax return (supplementary section)	Amount	Tax return label
Share of net income from trusts, less net capital gains, foreign income and franked distributions	\$0.57	13U
Franked distribution from trusts	\$0.00	13C
Share of franking credits from franked dividends	\$0.00	13Q
Share of credit for tax file number amounts withheld from interest, dividends and unit trust	\$0.00	13R
Share of credit for foreign resident withholding amounts (excluding capital gains)	\$0.00	13A
Net capital gain	\$1,785.19	18A
Total current year capital gains	\$3,570.38	18H
CFC Income	\$0.00	19K
Assessable foreign source income	\$1,173.34	20E
Other net foreign source income	\$1,173.34	20M
Australian franking credits from a New Zealand franking company	\$0.00	20F
Foreign income tax offset *	\$219.28	20O

*To work out your foreign income tax offset (FITO) entitlement, see the '20 Foreign source income and foreign assets or property' section of the instructions for the 2023 Tax Return for Individuals (Supplementary Section) or the Guide to foreign tax offset rules 2023. The Betashares 2023 Tax Guide provides additional information on how to claim the correct Foreign Income Tax Offset.

Capital gains tax information - Additional information for item 18

	Amount	
Capital gains - Discounted method	\$3,570.38	(grossed up amount)
Capital gains - Other method	\$0.00	
Total current year capital gains	\$3,570.38	

Part B: Components of attribution

Tax paid or franking
credit gross up

Attributable amount

Australian Income

Interest (subject to non - resident withholding tax)		\$0.56
Interest (not subject to non - resident withholding tax)		\$0.00
Dividends - unfranked amount declared to be CFI		\$0.00
Dividends - unfranked amount not declared to be CFI		\$0.00
Other assessable Australian income (Other)		\$0.01
Other assessable Australian income (NCMI)		\$0.00
Other assessable Australian income (Excluded from NCMI)		\$0.00
Other assessable Australian income (CBMI)		\$0.00

Non-primary production income		\$0.57
--------------------------------------	--	---------------

Dividends - Franked amount (Franked distributions)	\$0.00	\$0.00
---	---------------	---------------

Capital Gains

Capital gains – Discounted method TAP (Other)		\$0.00
Capital gains – Discounted method TAP (NCMI)		\$0.00
Capital gains – Discounted method TAP (Excluded from NCMI)		\$0.00
Capital gains – Discounted method TAP (CBMI)		\$0.00
Capital gains - Discounted method NTAP		\$1,785.19
Taxable foreign capital gains - Discounted method	\$0.00	\$0.00
Capital gains – Other method TAP (Other)		\$0.00
Capital gains – Other method TAP (NCMI)		\$0.00
Capital gains – Other method TAP (Excluded from NCMI)		\$0.00
Capital gains – Other method TAP (CBMI)		\$0.00
Capital gains - Other method NTAP		\$0.00
Taxable foreign capital gains - Other method	\$0.00	\$0.00
Net capital gains	\$0.00	\$1,785.19
AMIT CGT gross up amount		\$1,785.19
Other capital gains distribution		
Total current year capital gains	\$0.00	\$3,570.38

Foreign income

Other net foreign source income	\$219.28	\$1,173.34
Assessable foreign source income	\$219.28	\$1,173.34
Australian franking credit from a New Zealand franking company	\$0.00	\$0.00
CFC income		\$0.00
Total foreign income	\$219.28	\$1,173.34

Non-assessable amounts

		Amount
Net exempt income		\$0.00
Non-assessable non-exempt amount		\$0.00
Other non-attributable amounts		\$0.00
Total Non-assessable amounts		\$0.00

Cash distribution

		Cash amounts
Gross cash distribution		\$4,525.01
Less: TFN amounts withheld		\$0.00
Less: Non-resident tax withheld on interest and dividends		\$0.00
Less: Non-resident tax withheld on fund payments		\$0.00
Net cash distribution		\$4,525.01

Tax offsets

		Amount
Franking credit tax offset from Australian resident companies		\$0.00
Foreign income tax offset - Other net foreign source income		\$219.28
Foreign income tax offset - Taxable foreign capital gains - Discounted method		\$0.00
Foreign income tax offset - Taxable foreign capital gains - Other method		\$0.00
Australian franking credit from a New Zealand franking company		\$0.00
Total tax offsets		\$219.28

Attributed Managed Investment Trust (AMIT) cost base

		Amount
AMIT cost base net amount - excess (decrease cost base)		\$0.00
AMIT cost base net amount - shortfall (increase cost base)		\$0.00

Tax Guide

The Annual Tax Guide contains general information about how to use this statement when you prepare your 2023 Tax Return. Where there are foreign capital gains and foreign tax paid on these gains, a calculation of Australian capital gains in respect of foreign CGT assets must be performed. The Betashares 2023 Tax Guide provides additional information on how to perform these calculations as well as how to claim the correct Foreign Income Tax Offset. To view the 2023 Tax Guide, please visit:

www.betashares.com.au/tax-resources/

This statement contains important information. Please retain it for taxation purposes as a charge may be levied for replacement. To view or change your Unitholder details including FATCA and CRS self-certification, please visit our Investor Centre at www.linkmarketservices.com.au

Stay informed with the latest investment news, economic insights, and portfolio construction information. Subscribe to Betashares' weekly newsletter www.betashares.com.au/subscribe



Exchange Traded Funds

Responsible Entity: Betashares Capital Ltd
ABN 78 139 566 868 | AFSL 341181
ARSN 613 694 250

All Registry communications to:
C/- Link Market Services Limited
Locked Bag A14, Sydney South, NSW, 1235
Telephone: +61 1300 202 738
ASX Code: ETHI
Email: betashares@linkmarketservices.com.au
Website: www.linkmarketservices.com.au



047 003301

MR KON DIMOPOULOS &
MRS TINA DIMOPOULOS
<THE BATTLERS SUPER FUND A/C>,
16 WATERMAN AVENUE
VALE PARK SA 5081

Name of Fund:	BETASHARES GLOBAL SUSTAINABILITY LEADERS ETF
Responsible Entity:	BETASHARES CAPITAL LTD
TFN/ABN:	QUOTED
Statement Period:	01/01/2022 to 31/12/2022
Unitholder Number:	X*****0637

ANNUAL STATEMENT

Transaction Details

Date	Transaction Details	Units	Balance	Price ¹	Value ²
01/01/2022	Opening Balance	7,500	7,500	\$13.33497300	\$100,012.30
31/12/2022	Closing Balance	0	7,500	\$10.99245700	\$82,443.43

1. The unit price shown for the balance is the net asset value per unit for the relevant date (or for the most recent business day if the relevant date is not a business day). The statement does not show the market price at which you executed a transaction on the ASX (or the total dollar value of your transaction) as this information is not provided to Betashares. The market price of your transaction should have been provided to you by the broker who effected your transaction.
2. The Value of your investment shown for the balance is equal to the number of units multiplied by the net asset value per unit for the relevant date (or for the most recent business day if the relevant date is not a business day).
3. A transaction described as "Holding Net Movement" refers to an increase or decrease in your holding due to a purchase or sale, as the case requires.
4. A transaction described as "Issuer Sponsored to CHESS Transfer" means your units in the Fund have been transferred for registration in the CHESS system at your request. Following the transfer, you should have received a statement from CHESS confirming your unitholding on the CHESS register.

Distribution Details

Period Ended	Units	Distribution Rate	Distribution	Tax Withheld	Net Distribution
31/12/2021	7,500	\$0.01870104	\$140.26	\$0.00	\$140.26
30/06/2022	7,500	\$0.26826745	\$2,012.01	\$0.00	\$2,012.01
Total			*\$2,152.27	\$0.00	\$2,152.27

*Details of the taxable amounts are provided in your annual tax statement. You should seek independent tax advice regarding taxation matters.

Estimated Fees and Charges

Indirect costs of your investment:

\$500.63

This approximate amount has been deducted from your investment and covers amounts that have reduced the return on your investment but are not charged directly to you as a fee. It is calculated by multiplying the Fund's indirect cost ratio (the ratio of the Fund's management costs to the Fund's total net assets) by your average account balance over the period. Other costs may apply that are not included in this estimate as they are not management costs-please refer to the Fund's PDS.

Total fees you paid:

\$500.63

This approximate amount includes all the fees and costs which affected your investment during the period.

Investment returns

This statement does not show your return on investment during the period on an individual basis, as the market price at which you executed your transactions on the ASX is not provided to Betashares. You can calculate your individual investment return by obtaining the market price of your transactions from the broker who effected your transactions.

Information about the Fund's investment objective and the Fund's investment returns relative to the investment objective over standard time periods is available at the Betashares website www.betashares.com.au. Performance information is updated monthly.

The following table shows how the Fund has performed over 1 year, 5 years and since inception to 30 June 2022, the end of the Fund's most recent financial year, against the applicable index or benchmark.

	1 year	5 years	Since inception (9-Jan-2017)
ETHI	-11.25%	15.80%	15.82%
Nasdaq Future Global Sustainability Leaders Index	-10.85%	16.32%	16.28%

Returns are calculated using net asset value per unit at the start and end of the specified period and do not reflect brokerage or the bid ask spread that investors incur when buying and selling units on the ASX. Returns are after the Fund's management costs, assume reinvestment of any distributions and do not take into account tax paid as an investor in the Fund. Returns for periods longer than one year are annualised. Past performance is not an indicator of future performance. Current performance may be higher or lower than the performance shown.

This is not a statement of returns for tax purposes. Following the end of each financial year we will send you a separate tax statement to enable you to complete your tax return.

Resolving Complaints

If you have a complaint regarding your investment, please call Betashares Client Services on 1300 487 577 (within Australia) or +612 9290 6888 (outside Australia) or write to:

Complaints Officer
Betashares Capital Ltd
Level 11, 50 Margaret Street
Sydney NSW 2000

If you are dissatisfied with the outcome, you can refer the complaint to the Australian Financial Complaints Authority, GPO Box 3, Melbourne VIC 3001 (Phone: 1800 931 678).

Further Information

If you have any questions or require further information regarding this statement or your investment in general, please contact Link Market Services, whose contact details are on the header of this statement.



Macquarie Group Limited
ABN 94 122 169 279

MACQUARIE

All Registry communications to:
Link Market Services Limited
Locked Bag A14
Sydney South NSW 1235 Australia
Telephone: +61 1300 554 096
Email: macquarie@linkmarketservices.com.au
Website: www.linkmarketservices.com.au



047 066493

MR KON DIMOPOULOS &
MRS TINA DIMOPOULOS
<THE BATTLERS SUPER FUND A/C>
16 WATERMAN AVENUE
VALE PARK SA 5081

Dividend Statement

ASX Code:	MQG
Payment Date:	4 July 2022
Record Date:	17 May 2022
SRN/HIN:	X*****0637
TFN/ABN Status:	Quoted

Dear Shareholder,

This dividend statement is for your Macquarie Group Limited final ordinary dividend for the six months ended 31 March 2022.

This dividend is franked at 40% at the Australian corporate tax rate of 30%. Macquarie Group Limited declares the whole of the unfranked amount to be conduit foreign income.

Description	Dividend Rate per share \$	Shares Held	Unfranked Amount \$	Franked Amount \$	Gross Amount \$	Franking Credits \$
Ordinary Shares	3.50	292	613.20	408.80	1,022.00	175.20

DIVIDEND REMITTED TO:

ADELAIDE BANK
80 GRENFELL STREET
ADELAIDE SA 5000
BSB: ***-101
ACC: *****4493
Account Name: THE BATTLERS SUPER FUND
Direct Credit Reference No.: 001277545477

Amount Deposited
\$1,022.00

IMPORTANT INFORMATION

See overleaf for instructions on how to update your details online.

This statement contains important information to assist you in preparing any tax returns you may be required to lodge.
Please retain this statement for taxation purposes as a charge may be levied for replacement.

Update your details online



How to update your information:

1. Login to Link's Investor Centre at www.linkmarketservices.com.au and click on 'Investor Login' or scan the QR Code (above).
2. Enter your email address and password in **Portfolio Login**.
3. If you do not have a **Portfolio*** login, please set up a portfolio by selecting **Register Now** and follow the prompts.

Authentication may be required depending on the value of your portfolio. If you are unable to update your address or bank account details online, you must complete the relevant forms (available on Link's website) and return the completed forms to Link.

How to register for a Portfolio:

1. Enter the Issuer's name/Issuer Code.
2. You will need your HIN/SRN. This important information is on your holding statement. You should always ensure this information is kept in a safe place.
3. Enter your postcode or, if your registered address is overseas, click on the Outside Australia link and select your country of residence from the drop-down list.

* Setting up a Portfolio login allows you to easily manage your holdings across issuers who use Link as their registrar.

DOWNLOAD THE INVESTOR CENTRE APP TO EASILY MANAGE YOUR INVESTMENTS

You can also manage your Link Portfolio on the go. Simply download the **Link Investor Centre** mobile app from Apple Store or Google Play.

Your information:

Please provide the following details to help administer your security holding if you haven't already.

1	Email address Communication by email means you can be promptly notified of key company announcements, when payments are made and statements are available, and when voting can be accessed online for company meetings. Select Communications , click on Preferences and select ALL communications electronically .
2	Bank account details For Australian residents, payments will only be paid directly into your nominated bank account (if valid). Select Payments & Tax , click on Payment Instructions . You may be able to receive your payments in a foreign currency. Select Foreign Currency Payment under the Payment Instructions menu and consider the terms and conditions. You may wish to participate in the Dividend Reinvestment Plan (DRP), simply select Reinvestment Plans under the Payments & Tax menu (if DRP is applicable).
3	TFN, TFN exemption or ABN To update your Tax File Number (TFN), TFN exemption code or Australian Business Number (ABN) select Payments & Tax , click on Tax Details .



Macquarie Group Limited
ABN 94 122 169 279

MACQUARIE

All Registry communications to:
Link Market Services Limited
Locked Bag A14
Sydney South NSW 1235 Australia
Telephone: +61 1300 554 096
Email: macquarie@linkmarketservices.com.au
Website: www.linkmarketservices.com.au



047 067416

MR KON DIMOPOULOS &
MRS TINA DIMOPOULOS
<THE BATTLERS SUPER FUND A/C>
16 WATERMAN AVENUE
VALE PARK SA 5081

Dividend Statement

ASX Code: MQG
Payment Date: 13 December 2022
Record Date: 8 November 2022
SRN/HIN: X*****0637
TFN/ABN Status: Quoted

Dear Shareholder,

This dividend statement is for your Macquarie Group Limited interim ordinary dividend for the six months ended 30 September 2022.

This dividend is franked at 40% at the Australian corporate tax rate of 30%. Macquarie Group Limited declares the whole of the unfranked amount to be conduit foreign income.

Description	Dividend Rate per share \$	Shares Held	Unfranked Amount \$	Franked Amount \$	Gross Amount \$	Franking Credits \$
Ordinary Shares	3.00	472	849.60	566.40	1,416.00	242.74

DIVIDEND REMITTED TO:

ADELAIDE BANK
80 GRENFELL STREET
ADELAIDE SA 5000
BSB: ***-101
ACC: *****4493
Account Name: THE BATTLERS SUPER FUND
Direct Credit Reference No.: 001286050143

Amount Deposited
\$1,416.00

IMPORTANT INFORMATION

See overleaf for instructions on how to update your details online.

This statement contains important information to assist you in preparing any tax returns you may be required to lodge.
Please retain this statement for taxation purposes as a charge may be levied for replacement.

Update your details online



How to update your information:

1. Login to Link's Investor Centre at www.linkmarketservices.com.au and click on 'Investor Login' or scan the QR Code (above).
2. Enter your email address and password in **Portfolio Login**.
3. If you do not have a **Portfolio*** login, please set up a portfolio by selecting **Register Now** and follow the prompts.

Authentication may be required depending on the value of your portfolio. If you are unable to update your address or bank account details online, you must complete the relevant forms (available on Link's website) and return the completed forms to Link.

How to register for a Portfolio:

1. Enter the Issuer's name/Issuer Code.
2. You will need your HIN/SRN. This important information is on your holding statement. You should always ensure this information is kept in a safe place.
3. Enter your postcode or, if your registered address is overseas, click on the Outside Australia link and select your country of residence from the drop-down list.

* Setting up a Portfolio login allows you to easily manage your holdings across issuers who use Link as their registrar.

DOWNLOAD THE INVESTOR CENTRE APP TO EASILY MANAGE YOUR INVESTMENTS

You can also manage your Link Portfolio on the go. Simply download the **Link Investor Centre** mobile app from Apple Store or Google Play.

Your information:

Please provide the following details to help administer your security holding if you haven't already.


1	Email address Communication by email means you can be promptly notified of key company announcements, when payments are made and statements are available, and when voting can be accessed online for company meetings. Select Communications , click on Preferences and select ALL communications electronically .
2	Bank account details For Australian residents, payments will only be paid directly into your nominated bank account (if valid). Select Payments & Tax , click on Payment Instructions . You may be able to receive your payments in a foreign currency. Select Foreign Currency Payment under the Payment Instructions menu and consider the terms and conditions. You may wish to participate in the Dividend Reinvestment Plan (DRP), simply select Reinvestment Plans under the Payments & Tax menu (if DRP is applicable).
3	TFN, TFN exemption or ABN To update your Tax File Number (TFN), TFN exemption code or Australian Business Number (ABN) select Payments & Tax , click on Tax Details .

Statement Details

Bendigo and Adelaide Bank Limited
 ABN 11 068 049 178 AFSL/ACL 237879
 80 Grenfell Street, Adelaide GPO Box 1048, Adelaide SA 5001
 Telephone: 1800 224 124 Website: www.adelaidebank.com.au

Statement Period	from	01 Jul 2022
	to	31 Jul 2022
Statement Number		164
Customer Number		0039697875
Account ID		QT02
BSB		610-101
Account Number		071324493

010000 CT 047/07774



MR K & MRS T DIMOPOULOS ATF
 THE BATTLERS SUPER FUND
 16 WATERMAN AVENUE
 VALE PARK SA 5081

BPAY Biller Code: 3517
 Ref: 0713244937

BPAY payments via telephone or Internet Banking are accepted from participating Financial Institutions from your cheque or savings account.



You can bank on our app.

Download now.



Account Summary

Opening Balance	\$2,105.80
Total Credits	\$35,837.19
Total Debits	\$33,098.08
Closing Balance	\$4,844.91

Date	Description	Debits	Credits	Balance
	Opening Balance			\$2,105.80
01JUL22	DIRECT CREDIT A073/00586474		990.00	3,095.80
04JUL22	ANZ DIVIDEND			
04JUL22	DIRECT CREDIT Super Contribution		20,000.00	23,095.80
04JUL22	KON DIMOPOULOS			
04JUL22	DIRECT CREDIT 001277545477		1,022.00	24,117.80
	MQG FNL DIV			
05JUL22	BPAY TAX OFFICE PAYMENTS 1252386108 ATO	470.00		23,647.80
05JUL22	DIRECT CREDIT DV231/01008442		1,494.31	25,142.11
	NAB INTERIM DIV			
05JUL22	DIRECT CREDIT super contribution		7,500.00	32,642.11
	KON DIMOPOULOS			
18JUL22	DIRECT CREDIT 001279264242		2,012.01	34,654.12
	ETHI DST JUN			
18JUL22	DIRECT DEBIT D4964819 <i>Bought Mcquarrie Bank Shares</i>	30,889.28		3,764.84
	MorganStanley			
25JUL22	DIRECT CREDIT 001279750163		460.00	4,224.84
	QSML DST			
25JUL22	DIRECT CREDIT 001279772089		680.00	4,904.84
	QUAL DST			
25JUL22	DIRECT CREDIT 001279804001		1,675.00	6,579.84
	ESGI DST			

...continued overleaf

Date	Description	Debits	Credits	Balance
	Brought Forward			\$6,579.84
29JUL22	BPAY 2022 ANZ PAITREO 1909200608 <i>Bought</i>	1,738.80		4,841.04
31JUL22	CREDIT INTEREST		3.87	4,844.91

Resolving Complaints

If you have a complaint, please contact us on 1300 652 220 to speak to a member of our staff. If the matter has not been resolved to your satisfaction, you can lodge a complaint with the Australian Financial Complaints Authority (AFCA). AFCA provides fair and independent financial services complaint resolution that is free to consumers. You can contact AFCA at:

Website: www.afca.org.au

Telephone: 1800 931 678 (free call)

Email: info@afca.org.au

In writing to: Australian Financial Complaints Authority, GPO Box 3, Melbourne VIC 3001

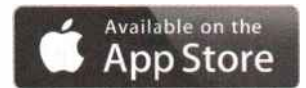
THE CURRENT INTEREST RATE ON YOUR ACCOUNT IS 0.50% P.A.

Closing Totals	\$33,098.08	\$35,837.19	\$4,844.91
-----------------------	--------------------	--------------------	-------------------



You can bank on our app.

Download now.



Important Information

Lost or Stolen Cards



For lost or stolen cards please call 1800 224 124 as soon as the card has been identified missing.

All other enquiries

Should you have any questions regarding your account or statement please call us on 1800 224 124.

Please verify entries and notify us promptly of any errors, omissions or possible unauthorised transactions.

Subject to correction of any errors or omissions.


Retain this statement for your records.

Bendigo and Adelaide Bank Limited
 ABN 11 068 049 178 AFSL/ACL 237879
 80 Grenfell Street, Adelaide GPO Box 1048, Adelaide SA 5001
 Telephone: 1800 224 124 Website: www.adelaidebank.com.au

Statement Details

Statement Period	from	01 Aug 2022
	to	31 Aug 2022
Statement Number		165
Customer Number		0039697875
Account ID		QT02
BSB		610-101
Account Number		071324493

010000 CT 047/07678



MR K & MRS T DIMOPOULOS ATF
 THE BATTLERS SUPER FUND
 16 WATERMAN AVENUE
 VALE PARK SA 5081

BPAY Biller Code: 3517
 Ref: 0713244937

BPAY payments via telephone or Internet Banking are accepted from participating Financial Institutions from your cheque or savings account.

Account Summary

Opening Balance	\$4,844.91
Total Credits	\$1,769.86
Total Debits	\$0.00
Closing Balance	\$6,614.77



You can bank on our app.
 Download now.

ANDROID APP ON Google play
 Available on the App Store

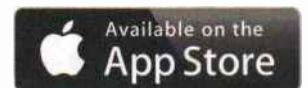
Date	Description	Debits	Credits	Balance
	Opening Balance			\$4,844.91
05AUG22	DIRECT CREDIT S00099277955 Centuria Industr		247.63	5,212.54
30AUG22	DIRECT CREDIT AUG22/00532366 AFI DIV PAYMENT		1,400.00	6,612.54
31AUG22	CREDIT INTEREST		2.23	6,614.77

Resolving Complaints

If you have a complaint, please contact us on 1300 652 220 to speak to a member of our staff. If the matter has not been resolved to your satisfaction, you can lodge a complaint with the Australian Financial Complaints Authority (AFCA). AFCA provides fair and independent financial services complaint resolution that is free to consumers. You can contact AFCA at:
 Website: www.afca.org.au
 Telephone: 1800 931 678 (free call)
 Email: info@afca.org.au
 In writing to: Australian Financial Complaints Authority, GPO Box 3, Melbourne VIC 3001

THE CURRENT INTEREST RATE ON YOUR ACCOUNT IS 0.50% P.A.

Closing Totals	\$0.00	\$1,769.86	\$6,614.77
-----------------------	---------------	-------------------	-------------------

**Download now.**

Important Information

Lost or Stolen Cards



For lost or stolen cards please call 1800 224 124 as soon as the card has been identified missing.

All other enquiries

Should you have any questions regarding your account or statement please call us on 1800 224 124.

Please verify entries and notify us promptly of any errors, omissions or possible unauthorised transactions.

Subject to correction of any errors or omissions.


Retain this statement for your records.

Statement Details

Bendigo and Adelaide Bank Limited
 ABN 11 068 049 178 AFSL/ACL 237879
 80 Grenfell Street, Adelaide GPO Box 1048, Adelaide SA 5001
 Telephone: 1800 224 124 Website: www.adelaidebank.com.au

Statement Period	from	01 Sep 2022
	to	30 Sep 2022
Statement Number		166
Customer Number		0039697875
Account ID		QT02
BSB		610-101
Account Number		071324493

010000 CT 047/07490



MR K & MRS T DIMOPOULOS ATF
 THE BATTLERS SUPER FUND
 16 WATERMAN AVENUE
 VALE PARK SA 5081

BPAY Biller Code: 3517
 Ref: 0713244937

BPAY payments via telephone or Internet Banking are accepted from participating Financial Institutions from your cheque or savings account.



You can bank on our app.

Download now.




Account Summary

Opening Balance	\$6,614.77
Total Credits	\$7,832.29
Total Debits	\$0.00
Closing Balance	\$14,447.06

Date	Description	Debits	Credits	Balance
	Opening Balance			\$6,614.77
16SEP22	DIRECT CREDIT S00099277955 Argo Investments		1,205.64	7,820.41
19SEP22	DIRECT CREDIT SEP22/00801294 CARLTON INVEST		580.00	8,400.41
23SEP22	DIRECT CREDIT AF386/00335456 BHP GROUP DIV		3,827.76	12,228.17
28SEP22	DIRECT CREDIT SEP22/00843830 AMCOR PLC DIV		431.50	12,659.67
28SEP22	DIRECT CREDIT FIN22/01075687 COLES GROUP LTD		450.00	13,109.67
29SEP22	DIRECT CREDIT S00099277955 BEN SEPT22 DIV		828.92	13,938.59
29SEP22	DIRECT CREDIT 001281047912 CBA FNL DIV		504.00	14,442.59
30SEP22	CREDIT INTEREST		4.47	14,447.06

...continued overleaf

Date	Description	Debits	Credits	Balance
	Brought Forward			\$14,447.06

Resolving Complaints

If you have a complaint, please contact us on 1300 652 220 to speak to a member of our staff. If the matter has not been resolved to your satisfaction, you can lodge a complaint with the Australian Financial Complaints Authority (AFCA). AFCA provides fair and independent financial services complaint resolution that is free to consumers. You can contact AFCA at:

Website: www.afca.org.au

Telephone: 1800 931 678 (free call)

Email: info@afca.org.au

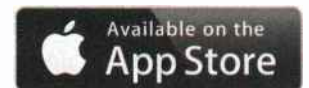
In writing to: Australian Financial Complaints Authority, GPO Box 3, Melbourne VIC 3001

THE CURRENT INTEREST RATE ON YOUR ACCOUNT IS 1.00% P.A.

Closing Totals		\$0.00	\$7,832.29	\$14,447.06
-----------------------	--	---------------	-------------------	--------------------



Download now.



Important Information

Lost or Stolen Cards



For lost or stolen cards please call 1800 224 124 as soon as the card has been identified missing.

All other enquiries

Should you have any questions regarding your account or statement please call us on 1800 224 124.

Please verify entries and notify us promptly of any errors, omissions or possible unauthorised transactions.

Subject to correction of any errors or omissions.

Retain this statement for your records.



Statement Details

Bendigo and Adelaide Bank Limited
ABN 11 068 049 178 AFSL/ACL 237879
80 Grenfell Street, Adelaide GPO Box 1048, Adelaide SA 5001
Telephone: 1800 224 124 Website: www.adelaidebank.com.au

Table with 3 columns: Field, Value, and Unit. Includes Statement Period (01 Oct 2022 to 31 Oct 2022), Statement Number (167), Customer Number (0039697875), Account ID (QT02), BSB (610-101), and Account Number (071324493).

010000 CT 047/07259
MR K & MRS T DIMOPOULOS ATF
THE BATTLERS SUPER FUND
16 WATERMAN AVENUE
VALE PARK SA 5081

BPAY Biller Code: 3517
Ref: 0713244937

BPAY payments via telephone or Internet Banking are accepted from participating Financial Institutions from your cheque or savings account.

Account Summary

Table with 2 columns: Description and Amount. Includes Opening Balance (\$14,447.06), Total Credits (\$1,120.04), Total Debits (\$480.00), and Closing Balance (\$15,087.10).

Advertisement for Adelaide Bank app featuring a cartoon man holding a smartphone displaying the Adelaide Bank logo. Text: 'You can bank on our app. Download now.' Includes Google Play and App Store logos.

Main transaction table with columns: Date, Description, Debits, Credits, Balance. Includes entries for Opening Balance, BPAY TAX OFFICE PAYMENTS, DIRECT CREDIT AUF22/00972101, CSL LTD DIVIDEND, DIRECT CREDIT INT22/00794542 WOODSIDE, DIRECT CREDIT S00099277955 Centuria Industr, and CREDIT INTEREST.

Resolving Complaints

If you have a complaint, please contact us on 1300 652 220 to speak to a member of our staff. If the matter has not been resolved to your satisfaction, you can lodge a complaint with the Australian Financial Complaints Authority (AFCA). AFCA provides fair and independent financial services complaint resolution that is free to consumers. You can contact AFCA at: Website: www.afca.org.au Telephone: 1800 931 678 (free call) Email: info@afca.org.au In writing to: Australian Financial Complaints Authority, GPO Box 3, Melbourne VIC 3001

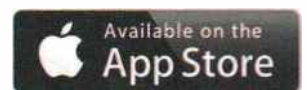
THE CURRENT INTEREST RATE ON YOUR ACCOUNT IS 1.00% P.A.

Summary row: Closing Totals \$480.00 \$1,120.04 \$15,087.10

718HS104/ABL CMA/E-7259 / S-11187 / I-22373 / 0039697875005810



Download now.



Important Information

Lost or Stolen Cards



For lost or stolen cards please call 1800 224 124 as soon as the card has been identified missing.

All other enquiries

Should you have any questions regarding your account or statement please call us on 1800 224 124.

Please verify entries and notify us promptly of any errors, omissions or possible unauthorised transactions.

Subject to correction of any errors or omissions.


Retain this statement for your records.

Statement Details

Bendigo and Adelaide Bank Limited
 ABN 11 068 049 178 AFSL/ACL 237879
 80 Grenfell Street, Adelaide GPO Box 1048, Adelaide SA 5001
 Telephone: 1800 224 124 Website: www.adelaidebank.com.au

Statement Period	from	01 Nov 2022
	to	30 Nov 2022
Statement Number		168
Customer Number		0039697875
Account ID		QT02
BSB		610-101
Account Number		071324493

010000 CT 047/07065



MR K & MRS T DIMOPOULOS ATF
 THE BATTLERS SUPER FUND
 16 WATERMAN AVENUE
 VALE PARK SA 5081

BPAY Biller Code: 3517
 Ref: 0713244937

BPAY payments via telephone or Internet Banking are accepted from participating Financial Institutions from your cheque or savings account.

Account Summary

Opening Balance	\$15,087.10
Total Credits	\$3.68
Total Debits	\$10,618.00
Closing Balance	\$4,472.78



You can bank on our app.
 Download now.

Available on the Google play

Available on the App Store

Date	Description	Debits	Credits	Balance
	Opening Balance			\$15,087.10
01NOV22	DIRECT DEBIT D4994764 -Bought CIP MorganStanley	10,618.00		4,469.10
30NOV22	CREDIT INTEREST		3.68	4,472.78

Resolving Complaints

If you have a complaint, please contact us on 1300 652 220 to speak to a member of our staff. If the matter has not been resolved to your satisfaction, you can lodge a complaint with the Australian Financial Complaints Authority (AFCA). AFCA provides fair and independent financial services complaint resolution that is free to consumers. You can contact AFCA at: Website: www.afca.org.au

Telephone: 1800 931 678 (free call)
 Email: info@afca.org.au

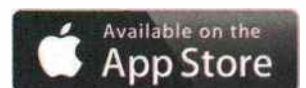
In writing to: Australian Financial Complaints Authority, GPO Box 3, Melbourne VIC 3001

THE CURRENT INTEREST RATE ON YOUR ACCOUNT IS 1.00% P.A.

Closing Totals	\$10,618.00	\$3.68	\$4,472.78
-----------------------	--------------------	---------------	-------------------



Download now.



Important Information

Lost or Stolen Cards



For lost or stolen cards please call 1800 224 124 as soon as the card has been identified missing.

All other enquiries

Should you have any questions regarding your account or statement please call us on 1800 224 124.

Please verify entries and notify us promptly of any errors, omissions or possible unauthorised transactions.

Subject to correction of any errors or omissions.


Retain this statement for your records.

Statement Details

Bendigo and Adelaide Bank Limited
 ABN 11 068 049 178 AFSL/ACL 237879
 80 Grenfell Street, Adelaide GPO Box 1048, Adelaide SA 5001
 Telephone: 1800 224 124 Website: www.adelaidebank.com.au

Statement Period	from	01 Dec 2022
	to	31 Dec 2022
Statement Number		169
Customer Number		0039697875
Account ID		QT02
BSB		610-101
Account Number		071324493

010000 CT 047/07734



MR K & MRS T DIMOPOULOS ATF
 THE BATTLERS SUPER FUND
 16 WATERMAN AVENUE
 VALE PARK SA 5081

BPAY Biller Code: 3517
 Ref: 0713244937

BPAY payments via telephone or Internet Banking are accepted from participating Financial Institutions from your cheque or savings account.

Account Summary

Opening Balance	\$4,472.78
Total Credits	\$5,946.50
Total Debits	\$0.00
Closing Balance	\$10,419.28



You can bank on our app.

Download now.




Date	Description	Debits	Credits	Balance
	Opening Balance			\$4,472.78
13DEC22	DIRECT CREDIT DEC22/00843372 AMCOR PLC DIV		486.00	4,958.78
13DEC22	DIRECT CREDIT 001286050143 MQG ITM DIV		1,416.00	6,374.78
14DEC22	DIRECT CREDIT DV232/00506218 NAB FINAL DIV		1,596.66	7,971.44
15DEC22	DIRECT CREDIT A074/00585781 ANZ DIVIDEND		1,085.58	9,057.02
16DEC22	DIRECT CREDIT S00099277955 ELDERS LIMITED		139.72	9,196.74
20DEC22	DIRECT CREDIT 001286570556 WBC DIVIDEND		1,216.00	10,412.74
31DEC22	CREDIT INTEREST		6.54	10,419.28

Resolving Complaints

If you have a complaint, please contact us on 1300 652 220 to speak to a member of our staff. If the matter has not been resolved to your satisfaction, you can lodge a complaint with the Australian Financial Complaints Authority (AFCA). AFCA provides fair and independent financial services complaint resolution that is free to consumers. You can contact AFCA at:
 Website: www.afca.org.au
 Telephone: 1800 931 678 (free call)

...continued overleaf

11/11/2022 10:09:41 AM/11/11/2022 10:09:41 AM/11/11/2022 10:09:41 AM

Date	Description	Debits	Credits	Balance
	Brought Forward			\$10,419.28
	Email: info@afca.org.au In writing to: Australian Financial Complaints Authority, GPO Box 3, Melbourne VIC 3001 THE CURRENT INTEREST RATE ON YOUR ACCOUNT IS 1.00% P.A.			
	Closing Totals	\$0.00	\$5,946.50	\$10,419.28



Download now.



Important Information

Lost or Stolen Cards



For lost or stolen cards please call 1800 224 124 as soon as the card has been identified missing.

All other enquiries

Should you have any questions regarding your account or statement please call us on 1800 224 124.

Please verify entries and notify us promptly of any errors, omissions or possible unauthorised transactions.

Subject to correction of any errors or omissions.


Retain this statement for your records.

Statement Details

Bendigo and Adelaide Bank Limited
 ABN 11 068 049 178 AFSL/ACL 237879
 80 Grenfell Street, Adelaide GPO Box 1048, Adelaide SA 5001
 Telephone: 1800 224 124 Website: www.adelaidebank.com.au

Statement Period	from	01 Jan 2023
	to	31 Jan 2023
Statement Number		170
Customer Number		0039697875
Account ID		QT02
BSB		610-101
Account Number		071324493

010000 CT 047/06514



MR K & MRS T DIMOPOULOS ATF
 THE BATTLERS SUPER FUND
 16 WATERMAN AVENUE
 VALE PARK SA 5081

BPAY Biller Code: 3517
 Ref: 0713244937

BPAY payments via telephone or Internet Banking are accepted from participating Financial Institutions from your cheque or savings account.



You can bank on our app.

Download now.



Account Summary

Opening Balance	\$10,419.28
Total Credits	\$308.60
Total Debits	\$9,181.00
Closing Balance	\$1,546.88

Date	Description	Debits	Credits	Balance
	Opening Balance			\$10,419.28
04JAN23	DIRECT DEBIT D5009509 <i>Bought 102 shares</i> Morgan Stanley	8,701.00		1,718.28
18JAN23	DIRECT CREDIT JAN23/00802407 IOZ PAYMENT		55.55	1,773.83
18JAN23	DIRECT CREDIT 001288466647 ETHI DST		250.89	2,024.72
22JAN23	BPAY TAX OFFICE PAYMENTS 1325296008 <i>PAY GO ATO 480.00</i>			1,544.72
31JAN23	CREDIT INTEREST		2.16	1,546.88

Resolving Complaints

If you have a complaint, please contact us on 1300 652 220 to speak to a member of our staff. If the matter has not been resolved to your satisfaction, you can lodge a complaint with the Australian Financial Complaints Authority (AFCA). AFCA provides fair and independent financial services complaint resolution that is free to consumers. You can contact AFCA at:
 Website: www.afca.org.au
 Telephone: 1800 931 678 (free call)
 Email: info@afca.org.au
 In writing to: Australian Financial Complaints Authority, GPO Box 3, Melbourne VIC 3001

THE CURRENT INTEREST RATE ON YOUR ACCOUNT IS 1.00% P.A.

Closing Totals	\$9,181.00	\$308.60	\$1,546.88
-----------------------	-------------------	-----------------	-------------------

**Download now.**

Important Information

Lost or Stolen Cards



For lost or stolen cards please call 1800 224 124 as soon as the card has been identified missing.

All other enquiries

Should you have any questions regarding your account or statement please call us on 1800 224 124.

Please verify entries and notify us promptly of any errors, omissions or possible unauthorised transactions.

Subject to correction of any errors or omissions.


Retain this statement for your records.

Statement Details

Bendigo and Adelaide Bank Limited
 ABN 11 068 049 178 AFSL/ACL 237879
 80 Grenfell Street, Adelaide GPO Box 1048, Adelaide SA 5001
 Telephone: 1800 224 124 Website: www.adelaidebank.com.au

Statement Period	from	01 Feb 2023
	to	28 Feb 2023
Statement Number		171
Customer Number		0039697875
Account ID		QT02
BSB		610-101
Account Number		071324493

010000 CT 047/06002



MR K & MRS T DIMOPOULOS ATF
 THE BATTLERS SUPER FUND
 16 WATERMAN AVENUE
 VALE PARK SA 5081

BPAY Biller Code: 3517
 Ref: 0713244937

BPAY payments via telephone or Internet Banking are accepted from participating Financial Institutions from your cheque or savings account.


Account Summary

Opening Balance	\$1,546.88
Total Credits	\$1,581.72
Total Debits	\$0.00
Closing Balance	\$3,128.60



You can bank on our app.

Download now.



Date	Description	Debits	Credits	Balance
	Opening Balance			\$1,546.88
31JAN23	DIRECT CREDIT S00099277955 Divi Centuria Industr		480.00	2,026.88
24FEB23	DIRECT CREDIT FEB23/00831977 Divi AFI DIV PAYMENT		1,100.00	3,126.88
28FEB23	CREDIT INTEREST		1.72	3,128.60

Resolving Complaints

If you have a complaint, please contact us on 1300 652 220 to speak to a member of our staff. If the matter has not been resolved to your satisfaction, you can lodge a complaint with the Australian Financial Complaints Authority (AFCA). AFCA provides fair and independent financial services complaint resolution that is free to consumers. You can contact AFCA at: Website: www.afca.org.au

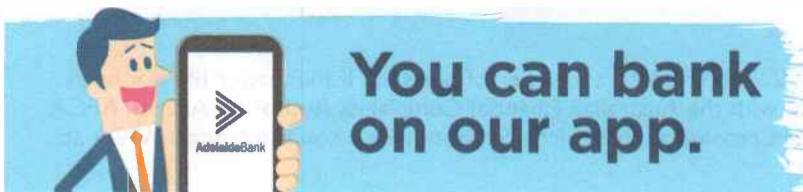
Telephone: 1800 931 678 (free call)

Email: info@afca.org.au



In writing to: Australian Financial Complaints Authority, GPO Box 3, Melbourne VIC 3001

THE CURRENT INTEREST RATE ON YOUR ACCOUNT IS 1.00% P.A.

Closing Totals	\$0.00	\$1,581.72	\$3,128.60
-----------------------	---------------	-------------------	-------------------



Download now.



Important Information

Lost or Stolen Cards



For lost or stolen cards please call 1800 224 124 as soon as the card has been identified missing.

All other enquiries

Should you have any questions regarding your account or statement please call us on 1800 224 124.

Please verify entries and notify us promptly of any errors, omissions or possible unauthorised transactions.

Subject to correction of any errors or omissions.


Retain this statement for your records.

Bendigo and Adelaide Bank Limited
 ABN 11 068 049 178 AFSL/ACL 237879
 80 Grenfell Street, Adelaide GPO Box 1048, Adelaide SA 5001
 Telephone: 1800 224 124 Website: www.adelaidebank.com.au

Statement Details

Statement Period	from	01 Mar 2023
	to	31 Mar 2023
Statement Number		172
Customer Number		0039697875
Account ID		QT02
BSB		610-101
Account Number		071324493

010000 CT 047/07003



MR K & MRS T DIMOPOULOS ATF
 THE BATTLERS SUPER FUND
 16 WATERMAN AVENUE
 VALE PARK SA 5081

BPAY Biller Code: 3517
 Ref: 0713244937

BPAY payments via telephone or Internet Banking are accepted from participating Financial Institutions from your cheque or savings account.

Account Summary

Opening Balance	\$3,128.60
Total Credits	\$6,093.10
Total Debits	\$0.00
Closing Balance	\$9,221.70



You can bank on our app.

Download now.




Date	Description	Debits	Credits	Balance
	Opening Balance			\$3,128.60
10MAR23	DIRECT CREDIT S00099277955 Argo Investments		1,170.18	4,298.78
20MAR23	DIRECT CREDIT MAR23/00801248 CARLTON INVEST		490.00	4,788.78
21MAR23	DIRECT CREDIT MAR23/00842910 AMCOR PLC DIV		432.50	5,221.28
30MAR23	DIRECT CREDIT 001291555845 CBA DIV		504.00	5,725.28
30MAR23	DIRECT CREDIT INT23/01070252 COLES GROUP LTD		540.00	6,265.28
30MAR23	DIRECT CREDIT AI387/00330185 BHP GROUP DIV		2,045.45	8,310.73
31MAR23	DIRECT CREDIT S00099277955 BEN MAR23 DIV		907.12	9,217.85
31MAR23	CREDIT INTEREST		3.85	9,221.70

...continued overleaf



Date	Description	Debits	Credits	Balance
	Brought Forward			\$9,221.70

Resolving Complaints

If you have a complaint, please contact us on 1300 652 220 to speak to a member of our staff. If the matter has not been resolved to your satisfaction, you can lodge a complaint with the Australian Financial Complaints Authority (AFCA). AFCA provides fair and independent financial services complaint resolution that is free to consumers. You can contact AFCA at:

Website: www.afca.org.au

Telephone: 1800 931 678 (free call)

Email: info@afca.org.au

In writing to: Australian Financial Complaints Authority, GPO Box 3, Melbourne VIC 3001

THE CURRENT INTEREST RATE ON YOUR ACCOUNT IS 1.00% P.A.

Closing Totals		\$0.00	\$6,093.10	\$9,221.70
-----------------------	--	---------------	-------------------	-------------------



Download now.



Important Information

Lost or Stolen Cards



For lost or stolen cards please call 1800 224 124 as soon as the card has been identified missing.

All other enquiries

Should you have any questions regarding your account or statement please call us on 1800 224 124.

Please verify entries and notify us promptly of any errors, omissions or possible unauthorised transactions.

Subject to correction of any errors or omissions.

Retain this statement for your records.



Bendigo and Adelaide Bank Limited
 ABN 11 068 049 178 AFSL/ACL 237879
 80 Grenfell Street, Adelaide GPO Box 1048, Adelaide SA 5001
 Telephone: 1800 224 124 Website: www.adelaidebank.com.au

Statement Details

Statement Period	from	01 Apr 2023
	to	30 Apr 2023
Statement Number		173
Customer Number		0039697875
Account ID		QT02
BSB		610-101
Account Number		071324493

010000 CT 047/06927



MR K & MRS T DIMOPOULOS ATF
 THE BATTLERS SUPER FUND
 16 WATERMAN AVENUE
 VALE PARK SA 5081



Bill Code: 3517
Ref: 0713244937

BPAY payments via telephone or Internet Banking are accepted from participating Financial Institutions from your cheque or savings account.

Account Summary

Opening Balance	\$9,221.70
Total Credits	\$1,534.68
Total Debits	\$2,213.20
Closing Balance	\$8,543.18



You can bank on our app.

Download now.



Date	Description	Debits	Credits	Balance
	Opening Balance			\$9,221.70
03APR23	BPAY TAX OFFICE PAYMENTS 1903041408 <i>ATO</i>	480.00		8,741.70
03APR23	DIRECT CREDIT 23FIN/01026673 AMP LIMITED		45.00	8,786.70
05APR23	DIRECT CREDIT 23AUD/00870162 CSL LTD DIVIDEND		308.08	9,094.78
05APR23	DIRECT CREDIT FIN22/00809529 WOODSIDE		583.84	9,678.62
20APR23	DIRECT CREDIT APR23/00802443 IOZ PAYMENT		110.05	9,788.67
26APR23	CHEQUE DEBIT 0000065 <i>AV Aoampon</i>	1,732.50		8,056.17
28APR23	DIRECT CREDIT S00099277955 Centuria Industr		480.00	8,536.17
30APR23	PERSNL.CHQ.WITHDRAWAL FEE	0.70		8,535.47
30APR23	CREDIT INTEREST		7.71	8,543.18

...continued overleaf

Date	Description	Debits	Credits	Balance
	Brought Forward			\$8,543.18

Resolving Complaints

If you have a complaint, please contact us on 1300 652 220 to speak to a member of our staff. If the matter has not been resolved to your satisfaction, you can lodge a complaint with the Australian Financial Complaints Authority (AFCA). AFCA provides fair and independent financial services complaint resolution that is free to consumers. You can contact AFCA at:

Website: www.afca.org.au

Telephone: 1800 931 678 (free call)

Email: info@afca.org.au

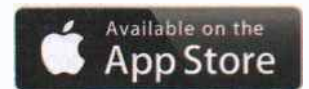
In writing to: Australian Financial Complaints Authority, GPO Box 3, Melbourne VIC 3001

THE CURRENT INTEREST RATE ON YOUR ACCOUNT IS 1.00% P.A.

Closing Totals		\$2,213.20	\$1,534.68	\$8,543.18
-----------------------	--	-------------------	-------------------	-------------------



Download now.



Important Information

Lost or Stolen Cards



For lost or stolen cards please call 1800 224 124 as soon as the card has been identified missing.

All other enquiries

Should you have any questions regarding your account or statement please call us on 1800 224 124.

Please verify entries and notify us promptly of any errors, omissions or possible unauthorised transactions.

Subject to correction of any errors or omissions.

Retain this statement for your records.



Statement Details

Bendigo and Adelaide Bank Limited
ABN 11 068 049 178 AFSL/ACL 237879
80 Grenfell Street, Adelaide GPO Box 1048, Adelaide SA 5001
Telephone: 1800 224 124 Website: www.adelaidebank.com.au

Table with Statement Period (01 May 2023 to 31 May 2023), Statement Number (174), Customer Number (0039697875), Account ID (QT02), BSB (610-101), and Account Number (071324493).

010000 CT 047/06810
MR K & MRS T DIMOPOULOS ATF
THE BATTLERS SUPER FUND
16 WATERMAN AVENUE
VALE PARK SA 5081

BPAY Biller Code: 3517
Ref: 0713244937

BPAY payments via telephone or Internet Banking are accepted from participating Financial Institutions from your cheque or savings account.

Account Summary

Table with Account Summary: Opening Balance (\$8,543.18), Total Credits (\$3,859.13), Total Debits (\$9,878.40), Closing Balance (\$2,523.91).



You can bank on our app.

Download now.



Transaction table with columns: Date, Description, Debits, Credits, Balance. Includes entries for Opening Balance, Direct Credit (ATO), Direct Debit (Morgan Stanley), and Credit Interest.

Resolving Complaints

If you have a complaint, please contact us on 1300 652 220 to speak to a member of our staff. If the matter has not been resolved to your satisfaction, you can lodge a complaint with the Australian Financial Complaints Authority (AFCA).

THE CURRENT INTEREST RATE ON YOUR ACCOUNT IS 1.00% P.A.

Closing Totals \$9,878.40 \$3,859.13 \$2,523.91

**Download now.**

Important Information

Lost or Stolen Cards



For lost or stolen cards please call 1800 224 124 as soon as the card has been identified missing.

All other enquiries

Should you have any questions regarding your account or statement please call us on 1800 224 124.

Please verify entries and notify us promptly of any errors, omissions or possible unauthorised transactions.

Subject to correction of any errors or omissions.


Retain this statement for your records.

Statement Details

Bendigo and Adelaide Bank Limited
 ABN 11 068 049 178 AFSL/ACL 237879
 80 Grenfell Street, Adelaide GPO Box 1048, Adelaide SA 5001
 Telephone: 1800 224 124 Website: www.adelaidebank.com.au

Statement Period	from	01 Jun 2023
	to	30 Jun 2023
Statement Number		175
Customer Number		0039697875
Account ID		QT02
BSB		610-101
Account Number		071324493

010000 CT 047/00287



MR K & MRS T DIMOPOULOS ATF
 THE BATTLERS SUPER FUND
 16 WATERMAN AVENUE
 VALE PARK SA 5081

BPAY Biller Code: 3517
 Ref: 0713244937

BPAY payments via telephone or Internet Banking are accepted from participating Financial Institutions from your cheque or savings account.

Stay safe – protect yourself from scammers

- Never give anyone your PIN, password or SMS security code related to your Online Banking. This includes us – we will never ask you for this.
- We'll never ask you to login to Online Banking via a link within an email or SMS.
- For more information, head to adelaidebank.com.au/security

Account Summary

Opening Balance	\$2,523.91
Total Credits	\$1,907.91
Total Debits	\$0.00
Closing Balance	\$4,431.82

Date	Description	Debits	Credits	Balance
	Opening Balance			\$2,523.91
20JUN23	DIRECT CREDIT JUN23/00842512 AMCOR PLC DIV		460.75	2,984.66
22JUN23	DIRECT CREDIT S00099277955 ELDERS LIMITED		114.77	3,099.43
27JUN23	DIRECT CREDIT 001296475082 WBC DIVIDEND		1,330.00	4,429.43
30JUN23	CREDIT INTEREST		2.39	4,431.82

Resolving Complaints

If you have a complaint, please contact us on 1300 652 220 to speak to a member of our staff. If the matter has not been resolved to your satisfaction, you can lodge a complaint with the Australian Financial Complaints Authority (AFCA). AFCA provides fair and independent financial services complaint resolution that is free to consumers. You can contact AFCA at:
 Website: www.afca.org.au
 Telephone: 1800 931 678 (free call)
 Email: info@afca.org.au
 In writing to: Australian Financial Complaints Authority, GPO Box 3, Melbourne VIC 3001

...continued overleaf



Date	Description	Debits	Credits	Balance
	Brought Forward			\$4,431.82

Important notice about foreign cheques and international bank drafts.

Due to changes in customer demand, declining global trends for the acceptance of paper cheques, migration to digital payment methods, and few in-person foreign cheque and bank draft payment requests, the Bank is making changes to the services we provide as follows:

From 30 July 2023, this change will apply to all accounts.

Should you have an ongoing need to:

- Receive funds from outside of Australia, you can receive payments through an international money transfer (also known as a telegraphic transfer) directly to your account. The funds will arrive in your account as 'cleared funds' so you will have immediate access, and with e-Banking you can monitor payments from your home or office.
- Send funds outside of Australia, you can send payments by telegraphic transfer through e-Banking or contact us.

THE CURRENT INTEREST RATE ON YOUR ACCOUNT IS 1.00% P.A.

Closing Totals	\$0.00	\$1,907.91	\$4,431.82
-----------------------	---------------	-------------------	-------------------

Stay safe – protect yourself from scammers

- Never give anyone your PIN, password or SMS security code related to your Online Banking. This includes us – we will never ask you for this.
- We'll never ask you to login to Online Banking via a link within an email or SMS.
- For more information, head to adelaidebank.com.au/security



Important Information

Lost or Stolen Cards



For lost or stolen cards please call 1800 224 124 as soon as the card has been identified missing.

All other enquiries

Should you have any questions regarding your account or statement please call us on 1800 224 124.

Please verify entries and notify us promptly of any errors, omissions or possible unauthorised transactions.

Subject to correction of any errors or omissions.

Retain this statement for your records.

Kon Dimopoulos & Tina Dimopoulos
("Trustee")

as trustee/s for the

The Battlers Super Fund
("the Fund")

**PRODUCT DISCLOSURE STATEMENT
FOR A
SELF MANAGED SUPERANNUATION FUND**

(Superannuation Industry (Supervision) Act 1993 (Cth) and Corporations Act 2001 (Cth)

INDEX

Clause	Page
1. DEFINITIONS AND INTERPRETATIONS	2
2. PURPOSE OF THIS PDS	3
3. DETAILS OF ISSUER	3
4. SUMMARY OF MAIN BENEFITS	3
5. CONTRIBUTIONS	4
6. INVESTMENTS OF THE FUND	7
7. BENEFITS	8
8. PENSIONS	12
9. INSURANCE	20
10. FEES AND CHARGES	20
11. TAXATION	21
12. FURTHER INFORMATION AND COMMUNICATIONS	23

**PRODUCT DISCLOSURE STATEMENT
FOR A
SELF MANAGED SUPERANNUATION FUND**

*(Superannuation Industry (Supervision) Act 1993 (Cth) ("SIS Act") and Corporations Act
2001 (Cth) ("Corporations Act"))*

THIS PRODUCT DISCLOSURE STATEMENT is dated and issued on the date specified in **Item 1** of the Schedule (26th August 2008) **by:**

TRUSTEE

The person named and described as the Trustee in **Item 2** of the Schedule ("**the Trustee**"); to

MEMBER

The person named and described as the Member in **Item 3** of the Schedule ("**the Member**").

INTRODUCTION:

- A. The Trustee is the trustee of the superannuation fund named in **Item 4** of the Schedule ("**the Fund**").
- B. The Fund is a regulated self managed superannuation fund and is governed by governing rules within the meaning of the SIS Act.
- C. The Member is or may become a member of the Fund for the purpose of receiving from the Fund certain benefits including, if applicable, a pension of the type specified in **Item 5** of the Schedule ("**the Benefit**").
- D. In accordance with the Governing Rules and with the intent that the giving of this PDS satisfies the requirements of the Corporations Act, the Trustee is required to give this PDS to the Member as soon as practicable and in any event within 3 months of the Member becoming a member of the Fund or at the time of commencing a pension, if an up to date copy of this PDS has not been given to the Member previously. If the member has received this PDS before joining the Fund, the Member should read it before making a decision to join the Fund.
- E. This PDS is given notwithstanding Section 1012D(2A) of the Corporations Act, the operation of which might otherwise exclude the requirement for giving this PDS to the Member, depending on the circumstances of the Member's knowledge of, or access to, the information contained in this PDS.

- F. If the Member leaves the Fund within a few years of joining the Fund the Member may get back less than the amount of contributions paid because of the level of investment returns earned by the Fund and the Fund's charges.
- G. The PDS is not a substitute for financial advice. If the Member wants advice about superannuation products the Member should speak to a financial services licensee or an authorized representative. Any employer-sponsor of the Fund who is not an Australian financial services licensee or an authorised representative must not give the Member financial product advice about the Fund or recommend a superannuation product.

1. DEFINITIONS AND INTERPRETATION

1.1 Definitions Appearing in Context

A word or expression which appears in the context of this PDS to define a fact, person or thing immediately preceding that word or expression shall mean that fact, person or thing.

1.1. Definitions in Governing Rules

Unless the context otherwise requires, a word or expression which is defined in the Governing Rules of the Fund shall have the same meaning where that word or expression appears in this PDS.

1.3 Definitions in the Legislation (specifically SIS Act and Corporations Act)

Unless the context otherwise requires, a word or expression which is defined in the SIS Act, Corporations Act or other related regulations or legislation shall have the same meaning where that word or expression appears in this PDS.

1.4 Interpretation

- (a) This PDS shall be read and construed in conjunction with the Governing Rules.
- (b) If there is any inconsistency between this PDS and any provision of the Governing Rules or any relevant requirement of the SIS Act or Corporations Act, then to the extent of that inconsistency, this PDS, the Governing Rules and/or the legislation shall be interpreted according to the following order of priority:
- (i) the legislation;

(ii) the Governing Rules; and

(iii) this PDS.

(c) A reference to the "Schedule" means a reference to the Schedule at the end of this PDS.

2. PURPOSE OF THIS PDS

This PDS describes the main features of the Fund and is aimed at providing you with a summary of the benefits that you are entitled to as a member of the Fund. This PDS will help you to:

- a) decide whether the Fund meets your needs; and
- b) compare the Fund to other financial products you may be considering.

3. DETAILS OF ISSUER

3.1 Trustee

The Trustee is the issuer of this superannuation product and has contact details specified in **Item 2** of the Schedule.

3.2 Your need to be a Trustee

For as long as the Fund operates as a self managed superannuation fund, to become a member of the Fund you will also be required to be an individual trustee, or a director of the trustee company. If you are under 18 or not capable of managing your own affairs, you will need to have a legal personal representative act on your behalf. On your death, someone may act in your place as an individual trustee or director of a corporate trustee until your death benefit commences to be paid.

4. SUMMARY OF MAIN BENEFITS

The Fund allows your superannuation benefit to accumulate for your retirement and may provide benefits to your dependants or your estate should you die.

The Fund also provides other benefits, such as total and permanent disability benefits, which are paid in circumstances permitted by the Fund's Governing Rules and the SIS Act.

If the Fund provides a benefit to you as an allocated pension, account based pension, or market linked income stream, then the amount that you can take out each year is

subject to payment limits set by the Government; it may not provide an income stream for the rest of your life; and payments will only be made whilst there is enough money in your account for the allocated pension, account based pension or market linked income stream provided by the Fund.

5. CONTRIBUTIONS

5.1. Rules that Apply for Contributions to the Fund

Contributions can be made to the Fund at anytime for anyone under 65. These are in addition to any contributions made by a person's employer.

If you have reached your 65th birthday you must be working or have worked at least 40 hours over 30 consecutive days in the year. However, this rule is not required to be satisfied for contributions made for Superannuation Guarantee or industrial award purposes.

Contributions can be made by you or on your behalf up until age 75. However, from age 75 contributions are permitted only if they are made for purposes of an industrial award or the Superannuation Guarantee.

In special circumstances contributions can be accepted after the relevant age where the trustee of the fund is prepared to exercise discretion to accept contributions late.

5.2. How Can Contributions be made to the Fund?

Contributions may be made in cash or in some cases by transferring assets to the Fund. There are restrictions on the types of assets that can be transferred to a superannuation fund from a related party. Generally, the types of assets that can be transferred in these circumstances are:

- a) In-house assets where the Fund will continue to have no more than 5% of the Fund's total assets in in-house assets;
- b) Specific assets which are excluded from being in-house assets;
- c) Listed securities (e.g. shares, units or bonds listed on an approved Stock Exchange);
- d) Business real property;
- e) Insurance policies owned by a relevant party except those owned by a member or a relative of a member; and
- f) Investments in widely held trusts.

5.3. Can I rollover benefits into the Fund?

You can rollover benefits you have in another superannuation fund, approved deposit fund or retirement savings account to the Fund at any time.

5.4 Can I split my Contributions with my Spouse?

As a member of the Fund, you are able to make a request to the Trustee to split an amount of your benefit to your spouse. However, there are restrictions on your ability to split and on the maximum amount of the split, as follows:

- (a) The requested split amount must be in respect of "splittable contributions", which are essentially contributions that are; made on or after 1 January 2006; or amounts allocated from surplus by the Trustee on or after 1 January 2006 to meet an employer's liability to make contributions; but does not comprise certain amounts including an amount that has been rolled over or transferred; certain superannuation lump sums and termination payments; and amounts that have been received by the receiving spouse as a contribution split.
- (b) Your receiving spouse who is to receive the split must be:
 - (i) under preservation age; or
 - (ii) between preservation age and age 65 providing they have not permanently retired;
- (c) the maximum splittable amount that you can request be transferred to your spouse's account for amounts contributed or allocated during the 2006/07 financial year must not be greater than an amount generally representing the aggregate of:
 - (i) 100% of undeducted contributions made on or after 1 July 2006 and before 6 April 2007;
 - (ii) 85% of deductible contributions made on or after 1 July 2006; and
 - (iii) 85% of surpluses allocated to your account on or after 1 July 2006 to meet your employer's liability to make contributions;
- (d) the maximum splittable amount that you can request be transferred to your spouse's account for amounts contributed or allocated during the 2008/09 and later financial years is the lesser of 85% of concessional contributions made to the fund for the financial year and the concessional contributions cap for that year;

- (e) Your request (application) to split must be made:
 - (i) Within the next financial year after the year in which the splittable contributions have been made to your account in the Fund; or
 - (ii) The financial year in which your application is made if your entire benefit is to be rolled over or transferred in that year.
- (f) If you intend to claim a tax deduction for any personal superannuation contributions you must make the election to claim the deduction before the application to split the contribution with your spouse.
- (g) You can only make one application to split in each year.

The Trustee must give effect to your split request as soon as practicable and in any event within 90 days of receiving the request.

5.5 Taxation

- (a) Under the rules of the Fund any amount may be contributed to the Fund by you or on your behalf. Tax deductions for contributions are available for eligible employees and unsupported persons, such as people who are self-employed or receive a small amount of employment income.
- (b) Taxable contributions are generally taxed in the fund at a rate of 15%. Whilst there is no limit to the amount that can be claimed as a tax deduction, however, where certain contribution thresholds are exceeded tax deductible and non-deductible contributions may be taxed at a penalty tax rate that may exceed the maximum personal tax rate. Therefore, it may not be tax effective to contribute more than the thresholds.
- (c) Tax offsets may also be available to a person who contributes to superannuation on behalf of their low income spouse.
- (d) Where the superannuation fund does not hold the tax file number of a member tax may be deducted at the maximum personal tax rate of 46.5%.
- (e) Contributors should obtain advice from a qualified professional concerning the tax consequences of any contribution that they make to the Fund.

6. INVESTMENTS OF THE FUND

6.1. Trustee's Investment Powers

The Governing Rules permit the Trustee to make a wide range of investments that are consistent with the Fund's investment strategy and subject to the Fund meeting the requirements of the investment standards in the SIS Act.

6.2 Investment Strategy

The trustees of all superannuation funds are required to have an investment strategy which takes into account the circumstances of the whole fund.

When deciding on the Fund's investment strategy the Trustee must take into account the:

- (a) risk associated with buying, holding and selling different types of investments;
- (b) Fund returns and the level of the risk of the investment;
- (c) diversification of Fund assets;
- (d) time the investments will be held by the Fund to reach the desired potential; and
- (e) liquidity of the Fund so that liabilities for the Fund can be met in a timely manner.

Depending on the circumstances of the Fund the investment strategy decided by the Trustee will take into account your circumstances as well as those for the Fund. This will depend on:

- (a) the level of risk involved with particular investments;
- (b) your situation – for example whether you are in the accumulation phase or the retirement phase;
- (c) whether the Fund can meet its liabilities when they fall due – for example, will the Fund be able to pay tax, fees and lump sum or pension benefits at the right time.

A copy of the current investment strategy is available to be provided to you upon your request to the Trustee.

Labour standards, environmental, social or ethical considerations are generally not taken into account in the selection, retention or realisation of the Fund's investments.

6.3 Investment Risks

The risk associated with the investments of the Fund is generally the relationship between the investment and their potential returns. Each investment of the Fund generally has different risk and return profiles. Investments that earn higher returns usually carry higher risk and their value may rise and fall much more than those with lower risk. For example, more stable investments such as cash earn lower long term returns but their capital value and returns are less likely to fluctuate.

Benefits in the strategy are not guaranteed and the value of the investment may rise or fall.

6.4 Member Choice of Investment Strategy

The Trustee may either now or in the future offer you a choice of an investment strategy or strategies. If you are offered a choice of strategies you can choose one strategy or a combination of the strategies offered to you.

To meet changes in your need you may alter your choice of strategies, if member choice is offered.

6.5 Member Choice of Investments

The Fund also permits the Trustee to have particular Fund investments kept in your name when requested. It is up to the Trustee to decide whether any investment you have selected is suitable in the circumstances. Any income, costs and charges associated with the nominated investment will be credited or debited to your account.

7. BENEFITS

7.1 The Amount of your Benefit

After you have been accepted as a member, the Fund will keep an account in your name. Your account may be credited with:

- (a) any contributions;
- (b) proceeds of insurance policies;
- (c) transfers or rollovers from other superannuation funds, approved deposit funds and retirement savings accounts;
- (d) the Member's share of the Fund income; and
- (e) other amounts and those are determined by the Trustee.

Your account may be debited with:

- (a) transfers or rollovers to other superannuation funds, approved deposit funds and retirement savings accounts;
- (b) benefits paid to you, your dependants or your legal personal representative;
- (c) costs of any insurance policy;
- (d) costs associated with the Fund's operation;
- (e) any taxes and surcharge; and
- (f) other amounts and those are determined by the trustee.

The amount of your benefit is the amount standing to your credit in your account and may include the proceeds of any insurance policies.

The Fund may keep a number of accounts in your name at the same time for ease of administration. This may include an accumulation account and a pension account.

Generally, benefits can only be paid when you permanently retire after reaching your preservation age, become totally and permanently incapacitated or die. Benefits may also be paid in other circumstances permitted under the SIS legislation.

7.2 How Can Benefits be paid?

Your benefits can be paid as a lump sum or pension or a combination of both. Subject to certain restrictions in the SIS legislation, your benefit may be paid in cash or as a transfer of assets or you can rollover the benefit to another complying superannuation fund, approved deposit fund or retirement savings account.

7.3 When Can Your Benefits be paid?

Superannuation is a long term investment and the Commonwealth Government has placed restrictions on when a person can have access to benefits. Benefits can generally only be paid from the Fund when certain conditions of release are satisfied. These include when you:

- (a) have ceased gainful employment and have reached your preservation age (see below);
- (b) have reached age 60 and ceased a gainful employment;
- (c) have reached age 65, irrespective of whether you have permanently retired;

- (d) are unable to work because of permanent or temporary incapacity;
- (e) are experiencing severe financial hardship (subject to the relevant legislation being met);
- (f) satisfy the release of benefits on compassionate grounds (subject to the relevant legislation being met); or
- (g) die.

Some benefits may be accessed earlier than these times.

7.4 Preservation

Your preservation age depends on your date of birth as shown in the following table:

Date of Birth	Preservation Age
Before July 1960	55
July 1960 – June 1961	56
July 1961 – June 1962	57
July 1962 – June 1963	58
July 1963 – June 1964	59
After June 1964	60

Once you reach your preservation age you can commence a pension which has restricted commutation rules without ceasing gainful employment. These are referred to as 'non-commutable pensions'.

Preserved benefits can be paid earlier than your preservation age; however, the benefit can only be paid as a non-commutable pension for life.

7.5 No Compulsory Payment

There is no longer any requirement for you to compulsorily withdraw your superannuation benefit from your fund during your lifetime. On your death, benefits must be paid as soon as practicable, usually within 3 months, as a lump sum, pension or a combination of both.

7.6 Rollovers and Other Withdrawals from the Fund?

You can rollover your benefit to another complying superannuation fund, approved deposit fund or retirement savings account at any time.

Also, you can cash the part of your benefit that is an unrestricted non-preserved benefit. Under the SIS Act a benefit may be split into three categories as follows:

- (a) Unrestricted Non preserved benefits – These amounts can be cashed at any time.
- (b) Restricted Non Preserved benefits – These amounts can only be cashed if you meet a condition of release or you leave the service of a contributing employer as explained in the section “When Can Your Benefits be Paid?”
- (c) Preserved benefits – These amounts can only be cashed on meeting a condition of release as explained in “When Can Your Benefits be Paid?”

Note: Since July 1999 all contributions made to a superannuation fund are fully preserved. From 1 July 2004 employer ETPs rolled over to a superannuation fund are preserved until a condition of release is met. Rolled over benefit retain their preservation status. However, all earnings on benefits are fully preserved.

It is also possible to withdraw benefits from the Fund if you are a temporary resident in Australia on certain temporary visas and you have permanently left Australia.

7.7 Who Receives Your Death Benefit?

When you join the Fund you will be asked whether you would like to nominate who should receive your superannuation benefits on your death. Under the SIS Act nominations are limited to your spouse, children of any age and dependants who rely on you for maintenance and support or someone with whom you have an interdependency relationship. In addition, you may also nominate the legal personal representative of your estate.

If your nomination is not a valid binding death benefit nomination the Trustee may have regard to the nomination but is not bound to follow it. The nomination is simply a statement of your wishes. However, if you have provided a valid binding nomination the Trustee must pay the death benefit to those nominated and in the proportions as directed.

It is important to review your nomination if your circumstances should change. To remain valid your binding nomination must be updated at least every three years. The Trustee recommends that you should seek professional advice in relation to making a binding nomination.

If you don't make a binding death benefit nomination, the trustee may pay benefits to your spouse children, people who are dependants at the time of your death or your legal personal representative. The payment will be made at the Trustee's discretion; however, the Trustee can have regard to any non-binding nomination that you have made.

The Trustee has a discretion as to whether any death benefit is paid as a lump sum, pension, annuity or a combination. However, this is subject to the SIS legislation which in certain circumstances requires a death benefit to be paid as a lump sum.

7.8 Superannuation Splitting on Marriage Breakdown

Superannuation benefits may be split between spouses on marriage breakdown. Couples that have separated can agree on splitting the superannuation interest before, during or after the marriage breakdown. If no agreement can be reached, the Family Court is able to make orders concerning the superannuation interest.

The Trustee may be required to provide information so that a superannuation agreement may be properly negotiated.

Any costs and/or legal fees associated with the Trustee implementing agreements or orders for flagging and/or splitting of superannuation interests may be deducted from the balance of your member account in the Fund.

The rules for marriage breakdown do not apply to de facto or same sex relationships.

8. PENSIONS

8.1 What Type of Pensions can be paid?

Allocated pensions, account based pensions, market linked income streams, fixed term income streams and lifetime income streams or pensions as agreed with the trustee are available to be paid from the Fund, subject to certain restrictions in the SIS legislation. In particular circumstances these pensions can be fully or partially commuted to lump sums.

8.2 Account Based Pensions

- (a) An Account based pension is an income stream. The level of income is at the option of the pensioner but must be at least equal to the minimum limit set by government regulation and paid at least once each year. The minimum limit depends on the person's age and the balance of the pension account at 1 July in each year. There is no maximum limit to the amount of the pension except where it is taken as a transition to retirement pension. Where an account based pension commences during a year then the minimum amount is pro rated on a daily basis accordingly. If the account based pension ceases and is converted to a lump sum or transferred to another income stream during a year then you may be required to take a pro rata payment on conversion or transfer.

- (b) Where the account based pension is taken as a non-commutable pension an upper limit equal to 10% of the account balance on which the minimum pension was calculated applies.

8.3 Allocated Pensions

- (a) **Note: Since 19 September 2007, it is no longer possible to commence an allocated pension from a superannuation fund.**
- (b) An allocated pension is an income stream. The level of income paid is at the option of the pensioner but must be within certain maximum and minimum limits set by government regulation. Different regulations apply to allocated pensions that commenced before 1 January 2006, and allocated pensions that commenced on or after 1 January 2006. The annual limits also depend on your age and the balance in your account at 1 July each year. Where an allocated pension commences part-way through a year the limits are pro rated on a daily basis accordingly. If the allocated pension ceases and is converted to a lump sum or transferred to another income stream during a year then you may be required to take a pro rated payment on conversion or transfer.
- (c) Allocated pensions must be paid at least once a year. However, if your pension has commenced on or after 1 June in a financial year there is no requirement to commence the first payment until after 1 July but a payment must be made before the end of that financial year.

8.4 Fixed Term Income Stream

- (a) A fixed term income stream is a pension that is payable for a predetermined period. Under the legislation the commencement age of the pension and the period used depends on when the pension commenced.
- (b) If the fixed term pension commenced before 20 September 2004 it could only commence after you reached age pension age or service pension age for Veteran Affairs purposes. Fixed term pensions are payable for a term equal to your life expectancy (rounded up) or at least 15 years if your life expectancy is longer. The level of income that you receive is calculated by an actuary each year and depends on the amount you had to commence the pension, its term, the investments used to support the pension and the level of indexation (yearly increases in the amount of the income stream).
- (c) A fixed term position commencing on or after 20 September 2004 can start at any age providing you satisfy a condition of release. You can select the term of the pension between your life expectancy and your life expectancy assuming you are 5 years younger (rounded up) at the time the pension commences. If the pension provides a reversion to your spouse and he or she has a life expectancy which is

greater than yours, the period of the pension is between your spouse's life expectancy and their life expectancy assuming they are 5 years younger (rounded up). The level of income you receive uses factors published by the government and depends on the amount you had to commence the pension and the level of indexation (yearly increases in the amount of the income stream).

- (d) Where a fixed term income stream commences part-way through a year the annual amount payable is pro rated on a daily basis or as determined in your pension agreement. If you decide to commute or transfer your fixed term income stream to another income stream during a year then you may be required to take a pro rata payment on transfer.
- (e) There are a number of limitations if you wish to stop the payment of your fixed term income stream. You can only commute your fixed term income stream (i.e. convert your fixed term income stream to a lump sum or to start another pension):
 - (i) if the commutation is to rollover your fixed term income stream to commence another fixed term income stream, a lifetime income stream or a market linked income stream that meet certain rules. The amount of the commutation cannot exceed the amount in the pensioner's account immediately before the commutation;
 - (ii) within 6 months of commencement. However, this is not available if you have commenced your fixed term income stream from the commutation of another life time, fixed term or market linked income stream;
 - (iii) on your death or the death of the reversionary pensioner, whichever is the later. The amount remaining is paid to dependants of the pensioner or to your estate or the estate of the reversioner as appropriate;
 - (iv) to pay any superannuation surcharge liability of the pensioner.
- (f) Prior to the abolition of the Reasonable Benefit Limits (RBL) from 1 July 2007, a fixed term income stream was counted to determine whether a person's benefits were measured against their pension RBL. Fixed term income streams that commence prior to 20 September 2004 are assets test exempt for Social Security purposes. However, for fixed term income streams that commence from 20 September 2004, 50% of the purchase price of the pension will be counted for assets test purposes.

- (g) Fixed Term Income Streams can only commence to be paid directly from self managed superannuation funds to people who were members of the fund prior to 12 May 2004 and the income stream must commence to be paid before 1 January 2006. A self managed superannuation fund will be required to purchase a fixed term income stream from a life insurance company for members who joined the fund after 11 May 2004 and for all members who commenced a fixed term income stream on or after 1 January 2006.

8.5 Lifetime Income Streams (Complying)

- (a) A Lifetime income stream can commence at any time, usually after you have reached preservation age. It is payable for your lifetime and that of a reversionary beneficiary, if applicable. The level of income that you receive is calculated by an actuary each year and depends on the amount you have to commence the pension, the term of the pension, the investments used to support the pension, the level of indexation (yearly increases in the amount of the income stream) and whether your dependants will receive a pension in the event of your death.
- (b) Where a lifetime income stream commences part-way through a year the annual amount payable is pro rated on a daily basis or as determined in your pension agreement. If you decide to commute or transfer your lifetime income stream to another income stream during a year then you may be required to take a pro rata payment on transfer.
- (c) There are a number of limitations if you wish to stop the payment of your lifetime income stream. You can only commute your lifetime income stream (i.e. convert your lifetime income stream to a lump sum or to start another pension):
- (i) if the commutation is to rollover you lifetime income stream to commence another lifetime income stream, a market linked income stream or a fixed term income stream that meet certain rules. The amount of the commutation cannot exceed the amount in the pensioner's account immediately before the commutation;
 - (ii) within 6 months of commencement. However, this is not available if you have commenced your lifetime income stream from the commutation of another life time, fixed term or market linked income stream.
 - (iii) on your death or the death of the reversionary pensioner, whichever is the later. The amount remaining is paid to dependants of the pensioner or to your estate of the state of the reversioner as appropriate;

- (iv) to pay any superannuation surcharge liability of the pensioner.
- (d) A lifetime income stream may have a guarantee period of 20 years. If you die within the guarantee period the pension may be paid to your surviving spouse, other dependants or to your estate.
- (e) Prior to the abolition of RBLs from 1 July 2007, a lifetime income stream was counted to determine whether a person's benefits were to be measured against their pension RBL. Lifetime income streams that commence prior to 20 September 2004 are assets test exempt for Social Security purposes. However, for lifetime income streams that commence from 20 September 2004, 50% of the purchase price of the income stream will be counted for assets test purposes.
- (f) Lifetime Income Streams can only commence to be paid directly from self managed superannuation funds to people who were members of the fund prior to 12 May 2004 and the income stream must commence to be paid before 1 January 2006. A self managed superannuation fund will be required to purchase a lifetime income stream from a life insurance company for members who joined the fund after 11 May 2004 and for all members who commence a lifetime stream on or after 1 January 2006.

8.6 Lifetime Income Stream (Commutable)

A Lifetime Income Stream (Commutable) is similar to the complying lifetime income stream, but provides greater flexibility to the pensioner to commute the pension into a lump sum. However, unlike the complying lifetime income stream, the commutable income stream cannot be assessed against the higher pension RBL.

8.7 Market Linked Income Stream

- (a) A market linked income stream (also referred to as Term Allocated Pensions (TAPs) or Growth Pension) may commence to be paid from all types of superannuation funds. The level of income is at the option of the pensioner but must use set criteria set by the government regulation. The annual pension payable is calculated by using the balance in your account at 1 July each year divided by a pension valuation factor. The pension valuation factor is published by government regulation.
- (b) The pensioner may alter the amount payable in each year by up to plus or minus 10% of the market linked pension payments determined in accordance with the calculation in the legislation to provide the pensioner with more flexibility to manage their income payments from year to year.

- (c) the rules apply to a market linked income stream depend on whether it commenced prior to 1 January 2006 or, on or after 1 January 2006.
- (d) Where a market linked income stream commences part-way through a year the pension amount is pro rated on a daily basis or as determined in your pension agreement. If you decide to commute or transfer your market linked income stream to another income stream during a year then you may be required to take a pro rata payment on transfer.
- (e) *Market Linked Income Streams Commencing before 1 January 2006*

The level of income for a market linked income stream that commenced prior to 1 January 2006 is calculated by using a period based on you life expectancy at the time you commence the market linked pension and your life expectancy five years younger than you age at the time the pension commences. By using life expectancy five years younger your pension payment is lower, however, would be expected to last for a longer period. If you decide on a market linked pension that is also payable to your spouse on your death then a period based on the longest life expectancy, or life expectancy five years earlier, of you or your spouse at the time the pension commences is used to determine the level of income payable.

- (f) *Market Linked Income Streams Commencing on or after 1 January 2006*

The level of income for a market linked income stream that commences on or after 1 January 2006 is based on a fixed term which is determined when you commence the market linked pension ("commencement day"). The fixed term must be for any period (in whole years) that is:

- (i) not less than your life expectancy on the commencement day; and
- (ii) not more than the number of years being the greater of any of the following as chosen by the pensioner:
 - (A) the difference between age 100 and the pensioner's age on the commencement day; or

- (B) where the following is greater than (A) above – your life expectancy assuming you were five years younger on the commencement day; or
- (C) if you decide to have a market linked pension paid to your spouse as a reversionary beneficiary on your death – the term of the market linked income stream can be a term that is:
 - (I) the difference between age 100 and the reversionary beneficiary's age on the commencement day; or
 - (II) where the following is greater than (I) above – the life expectancy of your reversionary beneficiary assuming they were five years younger on the commencement day.

(g) *Limitations on a Commutation of a Market Linked Income Stream*

There are a number of limitations if you wish to stop the payment of your market linked income stream. You can only commute your market linked pension (i.e. convert your market linked income stream to a lump sum or to start another pension):

- (i) if the commutation is to rollover your market linked income stream to commence another market linked income stream, a life time income stream or a fixed term income stream that meet certain rules. The amount of the commutation cannot exceed the amount in the pensioner's account immediately before the commutation;
 - (ii) within 6 months of commencement. However, this is not available if you have commenced your market linked pension from the commutation of another life time, fixed term or market linked income stream;
 - (iii) on your death or the death of the reversionary pensioner, whichever is the later. The amount remaining is paid to dependants of the pensioner or to your estate or the estate of the reversioner as appropriate;
 - (iv) to pay any superannuation liability of the pensioner.
- (h) Market linked pensions must be paid at least once each year. However, if your pension has commenced on or after 1 June in a financial year there is no requirement to commence the first payment until after 1 July but a payment must be made before the end of that financial year.

- (i) **From 20 September 2007 it is not possible to commence a market linked income stream unless it is from the rollover or fixed term income stream and it meets certain new minimum payment requirements. Also, market linked income stream that commence from 20 September 2007 will not receive the 50% assets test exemption for Centrelink purposes.**

8.8 **Non-commutable Pensions (also known as Transition to Retirement Income Stream)**

- (a) When a member reaches their preservation age and has not met a condition of release they may choose to commence certain types of pension, with limited commutation rules. The limited commutation rules apply between preservation age and the member satisfying another condition of release.
- (b) Under the limited commutation rules a non-commutable account based pension or non-commutable allocated pension may be commuted prior to a person satisfying a condition of release if it is to:
 - (i) cash an unrestricted non-preserved component of the benefit;
 - (ii) pay the contributions surcharge;
 - (iii) give effect to a payment split under the family law;
 - (iv) return the benefit to accumulation phase; or
 - (v) rollover the benefit to purchase another income stream.
- (c) Note: Where an account based pension is taken as a non-commutable pension the maximum amount of the payment in any year must not exceed 10% of the pension account balance at commencement of the pension and at each subsequent 1 July.
- (d) If the pension is a non-commutable pension which has commenced between the member's preservation age and meeting another condition of release then it can be commuted to:
 - (i) pay an unrestricted non-preserved benefit;
 - (ii) pay a death benefit to the reversionary beneficiary or the pensioner's estate;
 - (iii) pay the contributions surcharge;
 - (iv) give effect to a payment split under the family law;

- (v) return the benefit to accumulation phase or purchase another income stream, if the commutation is within 6 months of commencement and the pension did not commence from the commutation of another lifetime, fixed term or market linked income stream; or
- (vi) rollover the pension to purchase another lifetime, fixed term or market linked income stream.

9. **INSURANCE**

- (a) The trustee may take out insurance to secure your benefit in the Fund. You may also request the trustee to take out insurance on your behalf. You can nominate the type of policy to be effected in these circumstances.
- (b) Typically the insurance will be death insurance, disability insurance or a combination of both. You may be required to give information about your health before being eligible for insurance cover. You would typically be covered from the time that the insurer accepts you under the policy, and would cease when the policy lapses or you cease to be a member, whichever first occurs.
- (c) The trustee may deduct the cost of premiums from the income account or the member's account.
- (d) In addition to the insurance the Trustee may have in relation to members, the Trustee may also insure the assets of the Fund and maintain trustee liability insurance.

10. **FEES AND CHARGES**

- (a) There are no fees or charges on contributions you make to the Fund or on the benefits paid from the Fund.
- (b) However, the Trustee may incur fees and charges from time to time. The types of expenses expected to be incurred may include:
 - (i) costs, charges and expenses incurred or to be incurred in relation to the acquisition, registration, custody, disposal of or other dealings with the Fund investments;
 - (ii) all fees, wages and expenses of any person engaged by the Trustee, including auditors, actuaries, advisors, investment managers or custodians;
 - (iii) payment of tax by the Trustee in relation to the operation of the Fund and on behalf of any member in connection to the Fund;

- (iv) costs, charges and expenses incurred or to be incurred for the preparation, maintenance and distribution of any accounting records, returns, reports or other documents in relation to the Fund;
 - (v) any other costs, charges and expenses in relation to the Fund's management and administration.
- (c) if you wish to compare the impact of the fees and charges that may apply in your circumstances the Australian Securities and Investments Commission (ASIC) has a calculator to assist you. It is available on the internet from www.fido.gov.au and is useful when considering moving funds.
- (d) You may also incur charges when you obtain advice in connection with an advisor recommending a particular type of superannuation arrangement. The cost of obtaining this advice would be incurred by you and not by the superannuation arrangement.
- (e) For as long as the Fund is a self managed superannuation fund, the trustees, and if the trustee is a company, its directors, are not permitted to receive payments for their role as trustees or trustee directors of the Fund.

11. TAXATION

11.1 General

The following general taxation information is based on the understanding of the tax laws and rulings current at the date of issue of this Product Disclosure Statement. It is prudent to seek professional taxation advice on your particular taxation position.

11.1 Tax on Contributions

- (a) All tax deductible personal contributions to the Fund and all employer contributions that are within the concessional contributions cap are taxed in the Fund at 15%. Contributions that are in excess of the concessional contributions cap are taxed at an additional 31.5% and are also counted against your non-concessional contributions cap. Amounts in excess of the non-concessional cap are taxed at 46.5%.
- (b) From 1 July 2007 the concessional contributions cap is \$50,000 p.a. This amount is indexed annually based on changes to Average Weekly Ordinary Time Earnings (AWOTE). However, for a person who is 50 or older a greater concessional contributions cap of \$100,000 p.a. (unindexed) applies until 30 June 2012. From 1 July 2012 the higher cap will revert to the indexed concessional contributions cap.

- (c) From 1 July 2007 the contributions cap for non-concessional contributions is \$150,000 p.a. This amount is indexed based on changes in AWOTE. However, for a person who is under 65 the non-concessional contributions cap is \$450,000 p.a. over a prospective three year period commencing with the year during which the non-concessional contributions cap of \$150,000 is exceeded.
- (d) Members are liable to pay the tax on amounts which are in excess of the contributions caps and are able to obtain the amount of tax to be paid from the superannuation fund.
- (e) Where a tax file number has not been quoted the trustees of the superannuation fund are required to deduct tax from the contribution at the rate of 46.5%.

11.3 Superannuation Contributions Surcharge

The superannuation contribution surcharge (up to 12.5% applied to adjusted taxable incomes more than the minimum threshold for the 2004/2005 financial year) has been abolished for contributions made to a superannuation fund or retirement savings account from 1 July 2005.

Trustees may continue to receive surcharge assessments from the Australian Taxation Office for late reported contributions or amounts rolled into the Fund that include a liability for surcharge.

11.4 Tax on Investment Earnings

Superannuation fund investment earnings are taxed at a minimum rate of 15%. However, in exceptional circumstances investment earnings that are regarded as excessive may be taxed at 47%. There are special rules that apply to capital gains made by the Fund. Where Fund assets are held by the Fund for at least 12 months a maximum tax rate of 10% may apply to taxable capital gains after deducting any capital losses. Any income and capital gains on Fund assets that are used to pay pensions are not taxable.

11.5 Tax on Benefits

- (a) Any benefit payments from the Fund may be taxed depending on the age of the person receiving the benefit, whether it is paid as a superannuation lump sum or income stream and the type of component in the benefit.
- (b) A superannuation benefit may comprise of three components:
 - (i) the tax free component;
 - (ii) a taxable component which includes:

- (A) an element taxed in the fund and/or
 - (B) an element untaxed in the fund.
- (c) In most cases the tax free component is made up of contributions made from after tax income and that part of your superannuation benefit that accrued prior to 1 July 1983. The taxable component is the total amount of the superannuation benefit less the tax free component. It usually consists of tax deductible contributions made on your behalf or by your employer and earnings on all contributions made to the fund. An amount that is untaxed in the fund usually related to the payment from an insurance policy on a member's death or permanent disability where a tax deduction has been granted to the superannuation fund for the insurance premiums paid.
- (d) All lump sums and pensions paid from the Fund after you have reached age 60 are tax free.
- (e) if you receive a lump sum or pension from the Fund and you are under age 60 it may be taxed. No tax will be payable on the tax free component of the lump sum. However, the taxable component may be taxed at up to 15% for someone between their preservation age and age 60. For a person younger than their preservation age who receives a lump sum, tax of 20% is payable on the taxable component of the benefit.
- (f) If you receive a pension from the Fund and you are under age 60 it is taxed as your income and may be reduced by a proportional amount which relates to your contributions to the Fund that were not tax deductible. You may also be eligible for a tax offset on the taxable part of the pension depending on your age and the circumstances in which the pension is paid. The trustee of the Fund is obliged to deduct PAYG tax from the amount of pension paid to you.

12. FURTHER INFORMATION AND COMMUNICATIONS

12.1 Further Information

If you would like further information about the Fund, you may ask for it by contacting the Trustee in writing at its address shown in the Schedule. The Trustee will then provide you with that information if it is available.

The Trustee may also provide you with any and all other information that the Trustee reasonably believes a member would reasonably need to make an informed assessment of:

- (a) the management and financial condition of the Fund; and

(b) the investment performance of the Fund.

12.2 Trust Deed

You can inspect the Governing Rules (Trust Deed) of the Fund at the office of the Trustee during business hours. The Trust Deed is the legal document which sets out the rights and obligations of the Trustee and Fund members in detail. Should there be any conflict between this PDS and the Trust Deed, the provisions of the Trust Deed shall prevail.


12.3 Annual Reporting

Each year you will be provided with a member report which will show details of your member's account including details of any vested and preserved benefits. Certain other information may be available to you upon request to the office of the Trustee during normal business hours.

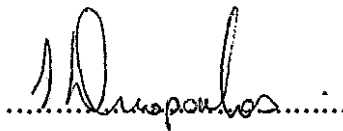
12.4 Dispute Resolution

If you have a complaint concerning the Trustee or your membership of the Fund, you should lodge your complaint in writing to the Trustee. The Trustee will then deal with your complaint in accordance with any applicable dispute resolution system contained in the Fund's Governing Rules and/or under SIS Act.

SIGNED for and on behalf of **THE TRUSTEE** on the Date of this PDS:



Kon Dimopoulos - Trustee



Tina Dimopoulos - Trustee

SCHEDULE

Item 1:

Date of this PDS:

26th August 2008

Item 2:

Trustee:

Kon Dimopoulos & Tina Dimopoulos

Item 3:

Member:

Kon Dimopoulos of
16 Waterman Avenue Vale Park SA 5081
Date of Birth: 29/06/1958
Gender: Male

Item 4:

The Fund:

The Battlers Super Fund

Item 5:

The Benefit:

Account Based Pension