

<b>Tips &amp; What to Do</b>		2/03/2023
REF	Thursday, 2 March 2023	GENERAL NOTES
Year	<b>Work Paper Control</b>	This page is the first page of the workpapers
Year-1	Pre-Work Checklist	The Client Interview Sheet and Supporting comments
Year-2	Pre-Review Checklist	QA Checklist before Review is commenced
Year-3	Pre-Package Checklist	QA Checklist before Admin undertake Packaging
A	Review Sheets	Our QA checklist - for completeness & accuracy
A1	Notes for next year	Includes review points and Reviewed Financial Statements
A2	P&L, Balance Sheet	Issues that effect accounting and tax for future years.
A3	Client Letter Notes	Copy to NEXT YEARS working papers folder
A4	Query Sheets	Print to paperport
A5	Tax Notes	Issues/Suggestions, be it, tax, compliance, management,
B1	Journals	investment or otherwise
B2	General Ledger	All client responses should note date, time & who
		Record taxation notes as you work through the file
		To record changes
		Print MYOB & HandiLedger Files to Paperport
EXPENSE & INCOME NOTES		
CA	<b>Income notes</b>	
C	<b>Expense dissections</b>	Worksheets to dissect expenses
C1	<b>Wages</b>	Also check for superannuation, workcover
C2	<b>Repairs &amp; maintenance</b>	Check for capital expenditure.
C3	<b>Legals</b>	Check for legals on capital account
C4		
C5		
ASSET NOTES		
D	<b>Bank reconciliation</b>	
E	<b>Trade debtors</b>	Look for old debtors, ageing and bad debts E1
F	<b>Other debtors</b>	
G	<b>Stock &amp; WIP</b>	GST Exclusive values. Watch for adsorption costing ref T
H	<b>Prepayments</b>	Tax considerations, <b>Ha</b> borrowing costs
J	<b>Investments</b>	
K	<b>Property, plant &amp; equip</b>	Asset reconciliations to depreciation ledgers
L	<b>Intangibles</b>	Black hole expenditure
LIABILITY NOTES		
N	<b>Trade creditors</b>	Reconcile Trade creditors to ledger
O	<b>Other creditors &amp; accrued charges</b>	PAYG, etc
P	<b>Provisions</b>	Dividends, employee entitlements, etc
Q	<b>Loans &amp; Bills payable</b>	
R	<b>Hire Purchase</b>	For new HP's attached contract details
S	<b>Drawings, directors, beneficiary loans</b>	Check for DEBIT loan Accounts, Print Loan Accounts
T	<b>Taxation</b>	<b>Separate</b> Taxation Template use A5 as notes.
U	<b>FBT</b>	Link FBT Template
V	<b>Franking &amp; Dividends</b>	<b>Separate</b> Franking & Dividend Template
W	<b>Reconcile intercoy/division loans</b>	Loans to related entities
Y	<b>GST reconciliation</b>	Watch for Payroll Tax grouping
Z	<b>Check opening balances</b>	ATO portal for confirmation
		Verify opening balances with prior year

# Accounting Profit Breakdown Report

## The McGillion Family Superannuation Fund

### 01/07/2021 to 30/06/2022

<b>Income</b>	
Capital Gains	
Realised capital gains (losses)	1,844.20
Distribution capital gains	4,372.82
Rent Income	
Rent received	0.00
Interest	
Interest received	64.95
TFN credits	0.00
Foreign Income	
Income received	1,271.18
Australian Franking Credits from New Zealand	
Franking credits	0.00
Other Distribution Income	
Taxable	2,619.57
Tax free	(618.50)
Dividends	
Dividends received	7,377.76
TFN credits	0.00
Income from Other Assets	
Other income received	0.00
Contributions	
Employer	27,346.88
Member	0.00
Tax free	1,815.00
Changes in Net Market Values	
Net market value changes	(1,831.70)
Unrealised gains (losses)	(125,990.96)
Benefits Received	
Rollover transfers in	0.00
Insurance proceeds	0.00
<b>Total Income</b>	<b>(81,728.80)</b>
<b>Expenses</b>	
Expenses	
General	4,467.73
Pension payments	0.00
Insurance premiums	5,605.24
Depreciation of assets	0.00
Excess Contributions Tax	
Paid	0.00
Unpaid	0.00
Benefits Paid	
Rollover transfers out	0.00
Lump sum	3,750.00
<b>Total Expenses</b>	<b>13,822.97</b>
<b>Total Profit (Loss)</b>	<b>(95,551.77)</b>

# Investment Summary

## The McGillion Family Superannuation Fund

### as at 30/06/2022

Investment		Units	Average Cost	Market Price	Total Cost	Total Market Value	Unrealised Gain (Loss)
<b>Accounts</b>							
eWRAP Investment Account		7,930.99	1.00	1.00	7,930.99	7,930.99	
					7,930.99	7,930.99	0.00
<b>ASX Listed</b>							
AEF	Australian Ethical FPO	980.0000	5.0855	4.6600	4,983.80	4,566.80	(417.00)
AGH	Althea Group FPO	50632.0000	0.3984	0.0590	20,171.42	2,987.29	(17,184.13)
ALU	Altium Limited FPO	305.0000	32.7520	26.9100	9,989.35	8,207.55	(1,781.80)
ALU	Altium Ltd	145.0000	33.5498	26.9100	4,864.72	3,901.95	(962.77)
AND	Ansarada Group Ltd	7843.0000	1.3032	1.6150	10,220.90	12,666.45	2,445.55
ANZ	ANZ Banking Group Limited FPO	554.0000	32.6218	22.0300	18,072.46	12,204.62	(5,867.84)
APA	APA Group	566.0000	8.8642	11.2700	5,017.12	6,378.82	1,361.70
APX	Appen Limited FPO	146.0000	22.0228	5.6100	3,215.33	819.06	(2,396.27)
APX	Appen Ltd	268.0000	36.8353	5.6100	9,871.86	1,503.48	(8,368.38)
BPT	Beach Energy Limited FPO	26315.0000	0.3811	1.7250	10,028.20	45,393.38	35,365.18
BPT	Beach Energy Ltd	6802.0000	1.4234	1.7250	9,682.23	11,733.45	2,051.22
CBA	Commonwealth Bank of Australia FPO	276.0000	83.9175	90.3800	23,161.22	24,944.88	1,783.66
COH	Cochlear Ltd	46.0000	218.1135	198.7000	10,033.22	9,140.20	(893.02)
CSL	CSL Ltd	34.0000	287.8903	269.0600	9,788.27	9,148.04	(640.23)
FPH	Fisher & Paykel Healthcare Corporation Ltd	333.0000	29.9451	17.8400	9,971.71	5,940.72	(4,030.99)
GNX	Genex Power Limited FPO	26315.0000	0.1910	0.1150	5,024.85	3,026.23	(1,998.62)
GNX	GENEX Power Ltd	65475.0000	0.2317	0.1150	15,168.78	7,529.63	(7,639.15)
MGV	Musgrave Minerals FPO	22617.0000	0.0782	0.2450	1,768.92	5,541.17	3,772.25
MP1	Megaport Ltd	1474.0000	13.3164	5.4500	19,628.40	8,033.30	(11,595.10)
NAB	National Aust. Bank FPO	526.0000	34.6199	27.3900	18,210.06	14,407.14	(3,802.92)
NEC	Nine Entertainment Co. Holdings Ltd	7425.0000	2.0434	1.8250	15,172.00	13,550.63	(1,621.37)
NST	Northern Star Resources Ltd	1020.0000	9.8497	6.8400	10,046.72	6,976.80	(3,069.92)
NXT	Nextdc Limited FPO	521.0000	9.5580	10.6400	4,979.71	5,543.44	563.73
PRS	Prospech Ltd	50000.0000	0.2005	0.0260	10,025.00	1,300.00	(8,725.00)
REA	REA Group FPO	90.0000	112.1678	111.8300	10,095.10	10,064.70	(30.40)
REA	REA Group Ltd	87.0000	114.9339	111.8300	9,999.25	9,729.21	(270.04)

## Investment Summary

### The McGillion Family Superannuation Fund

#### as at 30/06/2022

Investment		Units	Average Cost	Market Price	Total Cost	Total Market Value	Unrealised Gain (Loss)
REA	REA Group LTD FPO	95.0000	52.3742	111.8300	4,975.55	10,623.85	5,648.30
RRL	Regis Resources Limited FPO	2118.0000	2.3856	1.3000	5,052.66	2,753.40	(2,299.26)
SFR	Sandfire Resources Ltd	2066.0000	4.8307	4.4500	9,980.19	9,193.70	(786.49)
TLS	Telstra Corporation Limited FPO	2121.0000	6.1506	3.8500	13,045.34	8,165.85	(4,879.49)
TPM	TPG Telecom Limited FPO	810.0000	6.1530	5.9700	4,983.95	4,835.70	(148.25)
TRU	Truscreen Group Ltd	80000.0000	0.1310	0.0420	10,479.82	3,360.00	(7,119.82)
TUA	Tuas Ltd	405.0000	0.6799	1.1100	275.35	449.55	174.20
TWE	Treasury Wine Estates Ltd	832.0000	12.0473	11.3500	10,023.39	9,443.20	(580.19)
VUK	Virgin Money UK PLC CDI 1:1	131.0000	4.0100	2.2100	525.31	289.51	(235.80)
WBC	Westpac Banking Corp FPO	715.0000	32.8265	19.5000	23,470.97	13,942.50	(9,528.47)
WES	Wesfarmers Ltd	515.0000	48.4057	41.9100	24,928.92	21,583.65	(3,345.27)
XRO	Xero Limited FPO	146.0000	68.8912	76.9600	10,058.12	11,236.16	1,178.04
					396,990.17	341,116.01	(55,874.16)
<b>Managed Investments</b>							
BFL0004AU	Bennelong ex-20 Australian Equities	10354.7790	1.7910	2.2791	18,544.96	23,599.57	5,054.61
ETHI	Betashares Global Sustain Leaders	491.0000	10.2309	10.5700	5,023.38	5,189.87	166.49
FID0008AU	Fidelity Australian Equities	705.1321	31.0925	35.5471	21,924.34	25,065.40	3,141.06
MGE0001AU	Magellan Global	7663.8080	2.1368	2.3279	16,376.03	17,840.57	1,464.54
PLA0100AU	Platinum International Brands Fund	4865.9880	2.9557	2.0011	14,382.58	9,737.32	(4,645.26)
SCH0029AU	Schroder Australian Equity Income Fund	2015.2970	10.1830	12.4050	20,521.74	24,999.76	4,478.02
SCH0103AU	Schroder Credit Securities Wholesale	9349.2450	1.0902	0.9774	10,192.49	9,137.95	(1,054.54)
					106,965.52	115,570.44	8,604.92

# Investment Summary

## The McGillion Family Superannuation Fund

### as at 30/06/2022

Investment	Units	Average Cost	Market Price	Total Cost	Total Market Value	Unrealised Gain (Loss)
<b>Receivables</b>						
SCH0029AU    Schroder Australian Equity Income Fund	260.00	1.00	1.00	260.00	260.00	
FID0008AU    Fidelity Australian Equities	2,370.00	1.00	1.00	2,370.00	2,370.00	
BFL0004AU    Bennelong ex-20 Australian Equities	570.00	1.00	1.00	570.00	570.00	
MGE0001AU    Magellan Global	391.00	1.00	1.00	391.00	391.00	
PLA0100AU    Platinum International Brands Fund	1,156.00	1.00	1.00	1,156.00	1,156.00	
SCH0103AU    Schroder Credit Securities Wholesale	19.00	1.00	1.00	19.00	19.00	
ETHI          Betashares Global Sustain Leaders	132.00	1.00	1.00	132.00	132.00	
APA          APA Group	6.00	1.00	1.00	6.00	6.00	
Tax Refund	1,083.54	1.00	1.00	1,083.54	1,083.54	
				5,987.54	5,987.54	0.00
<b>Liabilities</b>						
Tax Payable	6,188.35	1.00	1.00	6,188.35	6,188.35	
ATO PAYG Instalment owing	605.00	1.00	1.00	605.00	605.00	
				6,793.35	6,793.35	0.00
<b>Total</b>				511,080.87	463,811.63	(47,269.24)

# The McGillion Family Superannuation Fund

## Comparative Trial Balance as at 30 June 2022

		2022 \$ Dr	2022 \$ Cr
<b>Income</b>			
0600	Profit on sale of assets		1,844.20
0716.01	Employers contributions		24,791.64
0716.02	Employers contributions		2,555.24
0750.02	Members contributions		1,815.00
0800	Interest		64.95
0820	Dividends - franked		7,012.78
0821	Dividends - unfranked		1,475.48
0840	Distribution from managed funds		6,534.57
0850	Change in NMV shares in companies	104,497.63	
0860	Change in NMV units in managed funds	23,325.03	
<b>Expenses</b>			
1510	Accountancy	1,485.00	
1535	Audit fees	330.00	
1798	Management fees	2,652.73	
1970.01	Group life premiums	5,259.09	
1970.02	Group life premiums	346.15	
1998	Income tax expense - earnings		6,718.88
<b>Current Assets</b>			
2000	Cash at bank	7,930.99	
2475	Trust distributions receivable	4,904.00	
<b>Non Current Assets</b>			
2520	Shares in listed companies	341,116.01	
2640	Units in Australian managed funds	115,570.44	
<b>Current Liabilities</b>			
3325	Taxation		5,709.84
<b>Equity</b>			
4000.01	Opening balance - Members fund		491,829.94
4000.02	Opening balance - Members fund		60,814.55
4080.01	Benefits paid	3,750.00	
		611,167.07	611,167.07

These financial statements are unaudited. They must be read in conjunction with the attached Accountant's Compilation Report and Notes which form part of these financial statements.

# The McGillion Family Superannuation Fund

## Comparative Trial Balance as at 30 June 2022

	2022 \$ Dr	2022 \$ Cr
Net Loss	85,082.89	

These financial statements are unaudited. They must be read in conjunction with the attached Accountant's Compilation Report and Notes which form part of these financial statements.

# The McGillion Family Superannuation Fund

## Operating Statement

For the year ended 30 June 2022

	2022 \$
<b>Investment revenue</b>	
Interest	64.95
Dividends	8,488.26
Managed fund distributions	6,534.57
Profit from sale of assets	1,844.20
Changes in net market values	(127,822.66)
<b>Net investment revenue</b>	<b>(110,890.68)</b>
<b>Contributions revenue</b>	
Employer contributions	27,346.88
Member contributions	1,815.00
<b>Total contributions revenue</b>	<b>29,161.88</b>
<b>Benefits</b>	
Benefits paid	(3,750.00)
<b>Total benefits</b>	<b>(3,750.00)</b>
<b>Total revenue</b>	<b>(85,478.80)</b>
<b>General administration expenses</b>	
Accountancy	1,485.00
Audit fees	330.00
Group life premiums	5,259.09
Group life premiums	346.15
Management fees	2,652.73
<b>Total general administration expenses</b>	<b>10,072.97</b>
Benefits accrued as a result of operations before income tax	(95,551.77)
Income tax expense	6,718.88
<b>Increase in benefits accrued as a result of operations</b>	<b>(88,832.89)</b>

The accompanying notes form part of these financial statements.

# The McGillion Family Superannuation Fund

## Statement of Financial Position as at 30 June 2022

	2022 \$
<b>Investments</b>	
Shares in listed companies	341,116.01
Units in managed funds (Australian)	115,570.44
<b>Total Investments</b>	<u>456,686.45</u>
<b>Other Assets</b>	
Cash and cash equivalents	7,930.99
Trust distributions receivable	4,904.00
<b>Total other assets</b>	<u>12,834.99</u>
<b>Total assets</b>	<u>469,521.44</u>
<b>Liabilities</b>	
Current tax liabilities	5,709.84
<b>Total liabilities</b>	<u>5,709.84</u>
<b>Net assets available to pay benefits</b>	<u><u>463,811.60</u></u>
Represented by:	
Liability for accrued benefits allocated to members' accounts	463,811.60
	<u><u>463,811.60</u></u>

## Expenses Report

### The McGillion Family Superannuation Fund

Date	Expense Type	Description	Amount
08/07/2021	Insurance Premiums and Fees	AIA Australia	415.36
13/07/2021	General Expenses	Administration fee	218.79
19/07/2021	Insurance Premiums and Fees	Asgard Capital	33.92
10/08/2021	General Expenses	Administration fee	224.07
10/08/2021	Insurance Premiums and Fees	AIA Australia	415.36
16/08/2021	Insurance Premiums and Fees	Asgard Capital	33.92
08/09/2021	General Expenses	Administration fee	222.61
08/09/2021	Insurance Premiums and Fees	AIA Australia	415.36
20/09/2021	Insurance Premiums and Fees	Asgard Capital	33.92
08/10/2021	Insurance Premiums and Fees	AIA Australia	415.36
12/10/2021	General Expenses	Administration fee	214.36
15/10/2021	Insurance Premiums and Fees	Asgard Capital	33.92
09/11/2021	General Expenses	Administration fee	231.79
09/11/2021	Insurance Premiums and Fees	AIA Australia	415.36
15/11/2021	Insurance Premiums and Fees	Asgard Capital	33.92
08/12/2021	Insurance Premiums and Fees	AIA Australia	415.36
09/12/2021	General Expenses	Administration fee	229.92
20/12/2021	Insurance Premiums and Fees	Asgard Capital	33.92
10/01/2022	Insurance Premiums and Fees	AIA Australia	415.36
11/01/2022	General Expenses	Administration fee	233.82
17/01/2022	Insurance Premiums and Fees	Asgard Capital	33.92
08/02/2022	General Expenses	Administration fee	229.74
08/02/2022	Insurance Premiums and Fees	AIA Australia	415.36
21/02/2022	Insurance Premiums and Fees	Asgard Capital	20.83
08/03/2022	General Expenses	Administration fee	201.79
08/03/2022	Insurance Premiums and Fees	AIA Australia	415.36
21/03/2022	Insurance Premiums and Fees	Asgard Capital	20.83
08/04/2022	Insurance Premiums and Fees	AIA Australia	506.95
12/04/2022	General Expenses	Administration fee	220.36
26/04/2022	Insurance Premiums and Fees	Asgard Capital	22.35
10/05/2022	General Expenses	Administration fee	213.69
10/05/2022	Insurance Premiums and Fees	AIA Australia	506.95
16/05/2022	Insurance Premiums and Fees	Asgard Capital	22.35
07/06/2022	General Expenses	2021 audit fees paid personally	330.00
07/06/2022	General Expenses	2021 accounting fees paid personally	1,485.00
08/06/2022	Insurance Premiums and Fees	AIA Australia	506.95
09/06/2022	General Expenses	Administration fee	211.79
20/06/2022	Insurance Premiums and Fees	Asgard Capital	22.35
			<hr/> 10,072.97 <hr/>

Brendan & Laura  
The McGillion Family Superannuation Fund  
8 Angshelle Court  
SAMFORD VALLEY QLD 4520

**Tax Invoice**  
**2022-001163**

Ref: MCGILLSF  
24 May, 2022

Description	Amount
Preparation and lodgement of your 2021	1,650.00
<ul style="list-style-type: none"> <li>- Super fund income tax and regulatory return</li> <li>- Members information statements</li> <li>- Audit for your super fund</li> <li>- Liaison with auditor</li> <li>- Update of your data file</li> <li>- Discussions &amp; consultations throughout year</li> </ul>	
GST	165.00
<b>Terms: 14 Days</b>	<b>Amount Due: \$ 1,815.00</b>

*Please detach the portion below and forward with your payment*  
**To pay by Credit Card either post this Remittance Advice or telephone Reception**  
**FOR SECURITY PURPOSES DO NOT EMAIL YOUR CARD DETAILS**

<p><b>You can directly deposit to our Bank of QLD account</b></p> <p>Banking details for direct deposit BSB 124 033 Account No. 1029 1109</p> <p><b>Please include reference MCGILLSF</b></p>	<p><b>Remittance Advice</b></p> <p>Invoice: 2022-001163 Ref: MCGILLSF 24 May, 2022</p> <p>The McGillion Family Superannuation Fund</p> <p>Cheque <input type="checkbox"/> Mastercard <input type="checkbox"/> Bankcard <input type="checkbox"/> Visa <input type="checkbox"/> Amount Due: \$ 1,815.00</p> <p>Card Number  <div style="display: flex; justify-content: space-between;"> <div><input type="text"/></div> <div><input type="text"/></div> <div><input type="text"/></div> <div><input type="text"/></div> <div><input type="text"/></div> <div><input type="text"/></div> <div><input type="text"/></div> <div><input type="text"/></div> </div> </p> <p>Cardholder ..... CCV No. ....</p> <p>Signature ..... Expiry Date .....</p>
---	--



AIA Australia Limited  
(ABN 79 004 837 861 AFSL 230043)  
PO Box 6111  
Melbourne VIC 3004  
Phone: 1800 333 613  
Fax: 1800 832 266  
AIA.COM.AU

16 March 2022

## RENEWAL INFORMATION FOR

Mcgillion Family Super Fund  
8 Angshelle Court  
SAMFORD VALLEY QLD 4520

Policy Number: 61910417

Policy Type: PRIORITY PROTECTION

Total payment this month: \$ 506.95

### Adviser Details:

Name: OFFICE BUSINESS

Phone: 1800 333 613

Mobile:

Email: noreply@aia.com

AIA Vitality rewards you for adopting a healthier lifestyle.

With AIA Vitality you could save \$50.86

Call your adviser or visit [www.aiavitality.com.au](http://www.aiavitality.com.au).

### Policy Anniversary Date:

13 April 2022

This is not a bill or request for payment. This notice confirms that your policy has been automatically renewed for a further period of 12 months provided your monthly premiums continue to be paid.


Thank you for having your policy with us.

As at your policy anniversary date, 13 April 2022, your payment is \$506.95. Your regular monthly deductions will also be \$506.95 and will continue on the same day as your current deductions.

### Summary of Policy Benefits<sup>†</sup>

Life/Lives Insured	Benefits	Sum Insured	Premium	Stamp Duty	Total Premium
MCGILLION, MR BRENDAN	TERM LIFE (SUP)	\$ 2,814,200.90	\$ 240.61	\$ 0.00	\$ 240.61
	TOT & PERM DIS	\$ 2,814,200.90	\$ 258.34	\$ 0.00	\$ 258.34
Total Premium (including policy fee \$8.00)					\$ 506.95


<sup>†</sup>The benefits shown are those applicable at the date of this notice. The benefit and premium amounts reflect indexation (where applicable) calculated as per your policy terms. Your premium may also be affected by age, loadings, discounts and/or any changes in premium rates (communicated previously). AIA Australia has the right to correct any error on this notice.



**Care for  
when you  
need it  
most**

We've partnered with Medix, a global healthcare management company that provides world-class support to those dealing with serious illness. It's another way we're helping our customers live **healthier, longer, better lives.**

Visit [aia.com.au/medix](http://aia.com.au/medix) for more information.



18 January 2022



R04-1554611-V032-S001-B002-005427

Mrs Laura May McGillion  
The McGillion Family Superannuation Fund  
8 Angshelle Court  
SAMFORD VALLEY QLD 4520

Account Number 1101806-06-01

## Changes to the cost of your insurance

Dear Mrs McGillion

Insurance is an important part of what we offer our investors. It aims to protect you and your family, should the worst happen.

In conjunction with the insurer AIA Australia Limited (AIA Australia), we regularly review our insurance offering to make sure appropriate levels of cover, conditions and pricing are available to all investors and are sustainable in the long-term.

The review considers a range of factors including claims paid to and made by investors, and any legislative changes.

Following the latest review, from 21 February 2022 the insurance premiums for your Asgard Personal Protection Package insurance policy issued by AIA Australia will change.

We're pleased to advise that Life Protection and Total and Permanent Disablement (TPD) insurance premium rates will be decreasing effective 21 February 2022.

The new rates will be applied to your next premium due on or after 21 February 2022.

## Why is the cost changing?

In recent years, there's been a fluctuation in insurance claims paid to investors which has changed the cost of us providing some types of insurance. The change in premium rates from 21 February 2022 will ensure we can continue to offer insurance and help investors by providing financial support when they need it most, after illness, injury or worse.

## What do I need to do?

Read through this letter to understand what these changes mean to you. You can login at [www.investoronline.info](http://www.investoronline.info) to view your new premium(s) from 21 February 2022. If your insurance policy is inside super, the level of insurance cover and premiums you pay can impact your superannuation balance over time. You should ensure that your level of cover is appropriate to your circumstances, particularly in relation to your salary and/or superannuation balance.

If you currently have a claim being processed, it won't be impacted by the new premium rates. For all claims-related queries, please speak to your financial adviser or call your Case Manager on 1300 557 756.

## What do the changes mean for me?

This table shows your insurance cover and premiums, as at 5 December 2021, and the percentage your premium rates will change by.

Cover type	Amount of cover	Current insurance premium	Change in rates	Difference in rates
Life Protection & TPD	\$335,024	\$33.92	Decrease	-44.4%
Protection - Asgard Risk	\$335,024 (TPD)			

Your premiums and amount of cover may change due to factors such as indexation, changes to your insurance cover, annual reviews and changes to the terms and conditions of your policy.

Asgard Capital Management  
Limited (ACML)  
ABN 92 009 279 592  
AFSL 240695

BT Funds Management  
Limited (BTFM)  
ABN 63 002 916 458  
AFSL 233724

Westpac Financial Services  
Limited (WFSL)  
ABN 20 000 241 127  
AFSL 233716

Correspondence Asgard  
PO Box 7490  
Cloisters Square WA 6850

Customer Relations 1800 998 185  
Email [client.support@asgard.com.au](mailto:client.support@asgard.com.au)  
Website [www.asgard.com.au/contact](http://www.asgard.com.au/contact)  
[www.investoronline.info](http://www.investoronline.info)

**PERSONAL CHOICE - PRIVATE eWRAP - INVESTMENT ACCOUNT**

**STATEMENT OF ANNUAL TAXATION SUMMARY  
FOR YEAR ENDED 30 JUNE 2022  
ENTITY TYPE: SUPERANNUATION FUND**

<u>Income Components</u>	<u>Income Received</u>	<u>Gains/Losses on Sales</u>	<u>Adjustment or Tax Credits</u>	<u>Taxable</u>	<u>Tax Return Label</u>
<b>Australian Sourced Income</b>					
Interest	64			64	<b>11-C</b>
Dividends from Shares					
- Unfranked Dividends	220			220	<b>11-J</b>
- Franked Dividends	6,959			6,959	<b>11-K</b>
- Franking Credits			2,982	2,982	<b>11-L</b>
Trust Distributions	2,688			3,845	<b>11-M</b>
- Franking Credits			1,157	<b>13-E1</b>	
<b>Capital Gains ***</b>					
Indexed Method	0	0		0	
Other Method	0	0		0	
Discount Method (After Discount)	3,126	1,228	1,042	5,396	
Capital Gains Concession	1,194	613	-1,808	0	
				<u>5,396</u>	<b>11-A**</b>
Capital Losses		0		0	<b>Refer to Guide</b>
<b>Foreign Sourced Income *</b>					
Gross Foreign Income	1,400		93	<b>13-C1</b>	1,494 <b>11-D1</b>
- Expenses Related to Foreign Income*	-254			-254	
Net Foreign Income				<u>1,240</u>	<b>11-D</b>
<b>Non Assessable Income</b>					
Tax Exempt	294		-294	0	
Tax Free	0		0	0	
Tax Deferred/Return of Capital	1,110		-1,110	0	
Non Assessable Non Exempt	0		0	0	
<b>Other Deductions *</b>	<u>-2,398</u>			<u>-2,398</u>	<b>12</b>
<b>Net Amount</b>	<u>14,403</u>				
<b>Other Credits and Tax Offsets</b>					
Share of Foreign Credits			0		<b>H2</b>
Trustee Tax Paid			0		<b>H2</b>
Foreign Res CGT Withholding			0		<b>H8</b>
Early Stage Investor Offset			0		<b>D3</b>
ESVCLP Tax Offset			0		<b>D1</b>
<b>Non Concessional MIT Income (NCMI)</b>	NCMI amounts listed below are included in your Australian Sourced Income and Capital Gains				
Non Concessional MIT Income			0		
Excluded from NCMI			0		
NCMI Capital Gains			0		
Excluded from NCMI Capital Gains			0		

## Investment Income

### The McGillion Family Superannuation Fund

		Add			Less											
		Franking Credits	Foreign Credits	TFN Credits	Tax Free	Tax Exempt	Tax Deferred	Expenses	Capital Gains Discount	GST	Taxable Income (incl Cap Gains)	Indexed Capital Gains	Discounted Capital Gains	Other Capital Gains	Taxable Capital Gains	
Investment	Total Income															
Bank Accounts																
eWRAP Investment Account	64.95			0.00							64.95					
Shares in Listed Companies																
AEF	Australian Ethical FPO	78.40	33.60	0.00				0.00			112.00					
ALU	Altium Limited FPO	94.50	40.50	0.00				0.00			135.00					
ALU	Altium Ltd	94.50	6.11	0.00				0.00			100.61					
ANZ	ANZ Banking Group Limited FPO	786.68	337.15	0.00				0.00			1,123.83					
APA	APA Group	147.50	22.71	0.00			80.50	0.00			89.71					
APX	Appen Limited FPO	41.40	8.87	0.00				0.00			50.27					
BPT	Beach Energy Limited FPO	662.34	283.86	0.00				0.00			946.20					
CBA	Commonwealth Bank of Australia FPO	1,035.00	443.57	0.00				0.00			1,478.57					
COH	Cochlear Ltd	71.30	0.00	0.00				0.00			71.30					
CSL	CSL Ltd	48.38	0.00	0.00				0.00			48.38					
FPH	Fisher & Paykel Healthcare Corporation Ltd	122.07	0.00	0.00				0.00			122.07					
NAB	National Aust. Bank FPO	668.02	286.30	0.00				0.00			954.32					
NST	Northern Star Resources Ltd	198.90	85.24	0.00				0.00			284.14					
REA	REA Group FPO	204.00	87.43	0.00				0.00			291.43					
REA	REA Group Ltd	195.84	83.93	0.00				0.00			279.77					
RRL	Regis Resources Limited FPO	63.54	27.23	0.00				0.00			90.77					
SFR	Sandfire Resources Ltd	599.14	256.77	0.00				0.00			855.91					
TLS	Telstra Corporation Limited FPO	339.36	145.44	0.00				0.00			484.80					
TPM	TPG Telecom Limited FPO	133.65	57.28	0.00				0.00			190.93					
TWE	Treasury Wine Estates Ltd	124.80	53.49	0.00				0.00			178.29					
VUK	Virgin Money UK PLC CDI 1:1	8.29	0.00	0.00				0.00			8.29					
WBC	Westpac Banking Corp FPO	865.15	370.78	0.00				0.00			1,235.93					
WES	Wesfarmers Ltd	1,905.50	375.21	0.00			1,030.00	0.00			1,250.71					
Managed Funds																
BFL0004AU	Bennelong ex-20 Australian Equities	570.00	79.00	3.00	0.00	0.00	292.00	0.00	0.00	79.67	280.33	0.00	159.33	0.00	159.33	
ETHI	Betashares Global Sustain Leaders	141.18	0.00	10.00	0.00	0.00	2.00	0.00	0.00	33.33	115.85	0.00	66.67	0.00	66.67	
FID0008AU	Fidelity Australian Equities	3,113.15	544.00	0.00	0.00	0.00	0.00	0.00	0.00	661.00	2,996.15	0.00	1,322.00	0.00	1,322.00	
MGE0001AU	Magellan Global	781.82	0.00	36.00	0.00	0.00	(193.00)	0.00	0.00	297.60	713.22	0.00	595.22	0.00	595.22	
PLA0100AU	Platinum International Brands Fund	1,156.00	0.00	14.00	0.00	0.00	0.00	0.00	0.00	21.67	1,148.33	0.00	43.33	0.00	43.33	
SCH0029AU	Schroder Australian Equity Income Fund	536.94	509.00	6.00	0.00	0.00	(1,805.00)	0.00	0.00	364.33	2,492.61	0.00	728.67	0.00	728.67	
SCH0103AU	Schroder Credit Securities Wholesale	19.00	0.00	0.00	0.00	0.00	(25.00)	0.00	0.00	0.00	44.00	0.00	0.00	0.00	0.00	
SCH0103AU	Schroder Credit Securities Wholesale	216.48	1.00	0.00	0.00	0.00	0.00	0.00	0.00	0.00	217.48	0.00	0.00	0.00	0.00	
		15,087.78	4,138.47	69.00	0.00	0.00	(1,729.00)	1,110.50	0.00	1,457.60	0.00	18,456.15	0.00	2,915.22	0.00	2,915.22

**PERSONAL CHOICE - PRIVATE eWRAP - INVESTMENT ACCOUNT**

**STATEMENT OF ANNUAL TAXATION SUMMARY  
FOR YEAR ENDED 30 JUNE 2022  
ENTITY TYPE: SUPERANNUATION FUND**

<u>Income Components</u>	<u>Income Received</u>	<u>Gains/Losses on Sales</u>	<u>Adjustment or Tax Credits</u>	<u>Taxable</u>	<u>Tax Return Label</u>
<b>Australian Sourced Income</b>					
Interest	64			64	<b>11-C</b>
Dividends from Shares					
- Unfranked Dividends	220			220	<b>11-J</b>
- Franked Dividends	6,959			6,959	<b>11-K</b>
- Franking Credits			2,982	2,982	<b>11-L</b>
Trust Distributions	2,688			3,845	<b>11-M</b>
- Franking Credits			1,157	<b>13-E1</b>	
<b>Capital Gains ***</b>					
Indexed Method	0	0		0	
Other Method	0	0		0	
Discount Method (After Discount)	3,126	1,228	1,042	5,396	
Capital Gains Concession	1,194	613	-1,808	0	
				<u>5,396</u>	<b>11-A**</b>
Capital Losses		0		0	<b>Refer to Guide</b>
<b>Foreign Sourced Income *</b>					
Gross Foreign Income	1,400		93	1,494	<b>11-D1</b>
- Expenses Related to Foreign Income*	-254			-254	
Net Foreign Income				<u>1,240</u>	<b>11-D</b>
<b>Non Assessable Income</b>					
Tax Exempt	294		-294	0	
Tax Free	0		0	0	
Tax Deferred/Return of Capital	1,110		-1,110	0	
Non Assessable Non Exempt	0		0	0	
<b>Other Deductions *</b>	<u>-2,398</u>			<u>-2,398</u>	<b>12</b>
<b>Net Amount</b>	<u>14,403</u>				
<b>Other Credits and Tax Offsets</b>					
Share of Foreign Credits			0		<b>H2</b>
Trustee Tax Paid			0		<b>H2</b>
Foreign Res CGT Withholding			0		<b>H8</b>
Early Stage Investor Offset			0		<b>D3</b>
ESVCLP Tax Offset			0		<b>D1</b>
<b>Non Concessional MIT Income (NCMI)</b>	NCMI amounts listed below are included in your Australian Sourced Income and Capital Gains				
Non Concessional MIT Income			0		
Excluded from NCMI			0		
NCMI Capital Gains			0		
Excluded from NCMI Capital Gains			0		

## Realised Capital Gains

### The McGillion Family Superannuation Fund

Investment		Date Purchased	Date Disposed	Units Sold	Purchase Cost	Cost Base Adjustments	Adjusted Cost Base	Consideration	Accounting Profit (Loss)	Tax Deferred Income	Taxable Profit (Loss)
VOC	Vocus Group Limited FPO	09/02/2017	22/07/2021	1250	5,000.00	30.80	5,030.80	6,875.00	1,844.20	0.00	1,229.47
					5,000.00	30.80	5,030.80	6,875.00	1,844.20	0.00	

---

## Realised Capital Gains

### The McGillion Family Superannuation Fund

#### Totals & Taxable Capital Gains Reconciliation

---

##### Totals

	Discountable Gains	Other/Indexed Gains	Losses
Gain (Loss) from Disposal of Assets	1,844.20	0.00	0.00
Tax Deferred Income on Disposed Assets	0.00	0.00	0.00
Carried Forward Capital Losses			0.00
Distributed Capital Gains	4,372.82	0.00	0.00
Total	6,217.02	0.00	0.00

##### Reconciliation

Discountable Gains x 2/3	4,144.68
Taxable Capital Gains	4,144.68

---

## CAPITAL GAINS/LOSSES SCHEDULE

### REALISED CAPITAL GAINS/LOSSES FOR THE TAX YEAR ENDED 30 JUNE 2022

This schedule shows the realised capital gains/losses as a result of disposal of your investments during the year. The realised gains/losses have been included in the Annual Taxation Summary on Page 1, at the Capital Gains/Losses on Sales column. You do not need to submit this schedule with your tax return.

Date of Purchase	Date of Sale	Units Sold	Purchase Cost	Adjusted Purchase Cost	Reduced Cost Base	Indexed Cost Base Frozen at 30/09/1999	Amount Received on Sale	Capital Gains Calculation Method			Total of Capital Gains Chosen			Capital Loss
								Non Discount Method	Discount Method (Before Discount)	Discount Method (After Discount)	Indexed Method	Other Gains	Discount Method (Before Discount)	
Shares														
Vocus Group Limited - VOC														
07/02/2017	22/07/2021	1250	5033	5033	5033	N/A	6875	N/A	1842	1228	N/A	N/A	1842	0
Total								0	1842	1228	0	0	1842	0
Grand Total								0	1842	1228	0	0	1842	0

N/A means either of the following:

- Discount Method: Not applicable where assets have been held for less than 12 months.
- Non-Discount Method: Indexed Method is not applicable to assets purchased after 21/9/1999.

Gains from assets purchased after 21/9/1999 and held less than 12 months will default to the Non-Discount Method - Other Gains.

Gains and Losses on the sale of certain assets are not included in the above CGT report. If you held investments in warrants, traditional securities or Pooled Development Funds, please refer to the "Limitations and Assumptions" section in the Tax Report Guide for further information on the reporting of these assets.

## DIVIDEND INCOME SCHEDULE

### DIVIDEND INCOME FOR THE TAX YEAR ENDED 30 JUNE 2022

This schedule is for your reference only and does not need to be submitted with your tax return.

Asset Name	Date Paid	Amount Paid	Unfranked Dividends	Franked Dividends	Franking Credits	Return of Capital
<b>Shares</b>						
Australian Ethical Invst Ltd - AEF						
	16/09/2021	49	0	49	21	0
	17/03/2022	29	0	29	12	0
Altium Limited - ALU						
	28/09/2021	94	80	14	6	0
	22/03/2022	94	0	94	40	0
ANZ Banking Group - ANZ						
	01/07/2021	387	0	387	166	0
	16/12/2021	398	0	398	170	0
Appen Limited - APX						
	24/09/2021	18	9	9	3	0
	18/03/2022	22	11	11	4	0
Beach Energy Ltd - BPT						
	30/09/2021	331	0	331	141	0
	31/03/2022	331	0	331	141	0
Commonwealth Bank of Aust - CBA						
	29/09/2021	552	0	552	236	0
	30/03/2022	483	0	483	207	0
Cochlear Limited - COH						
	21/04/2022	71	71	0	0	0
CSL Limited - CSL						
	06/04/2022	48	48	0	0	0
National Australia Bank Ltd - NAB						
	02/07/2021	315	0	315	135	0
	15/12/2021	352	0	352	151	0
Northern Star Resources Ltd - NST						
	29/09/2021	96	0	96	41	0
	29/03/2022	102	0	102	43	0
REA GROUP LTD - REA						
	16/09/2021	195	0	195	83	0
	22/03/2022	204	0	204	87	0
Regis Resources Ltd - RRL						
	28/09/2021	63	0	63	27	0
Sandfire Resources Limited - SFR						
	22/09/2021	537	0	537	230	0
	30/03/2022	61	0	61	26	0

Asset Name	Date Paid	Amount Paid	Unfranked Dividends	Franked Dividends	Franking Credits	Return of Capital
<b>Shares</b>						
Telstra Corporation Limited. - TLS						
	23/09/2021	169	0	169	72	0
	01/04/2022	169	0	169	72	0
TGP Telecom Limited - TPG						
	13/10/2021	64	0	64	27	0
	13/04/2022	68	0	68	29	0
Treasury Wine Estates Ltd - TWE						
	01/04/2022	124	0	124	53	0
Westpac Banking Corp - WBC						
	21/12/2021	429	0	429	183	0
	24/06/2022	436	0	436	186	0
Wesfarmers Limited - WES						
	07/10/2021	463	0	463	198	0
	02/12/2021	1,030	0	0	0	1,030
	30/03/2022	412	0	412	176	0
<b>Total*</b>		<b>8,210</b>	<b>220</b>	<b>6,959</b>	<b>2,982</b>	<b>1,030</b>

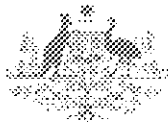
\* May not reconcile with sum of column above as only whole dollars are shown. Date Paid in some cases may reflect the date the dividend data was processed and not the actual date paid.

**Members Contributions Report**  
**The McGillion Family Superannuation Fund**  
**Member - Brendan J McGillion**  
**01/07/2021 to 30/06/2022**

<b>Date</b>	<b>Employer Concessional</b>	<b>Member Concessional</b>	<b>Member Non-concessional</b>	<b>Spouse</b>	<b>Government Co-contribution</b>
06/07/2021	3,958.34				
03/08/2021	2,083.33				
30/09/2021	4,166.66				
25/10/2021	2,083.33				
07/02/2022	2,083.33				
07/02/2022	2,083.33				
07/02/2022	2,083.33				
14/04/2022	2,083.33				
02/05/2022	2,083.33				
02/06/2022	2,083.33				
<b>Total</b>	24,791.64	0.00	0.00	0.00	0.00

**Members Contributions Report**  
**The McGillion Family Superannuation Fund**  
**Member - Laura M McGillion**  
**01/07/2021 to 30/06/2022**

<b>Date</b>	<b>Employer Concessional</b>	<b>Member Concessional</b>	<b>Member Non-concessional</b>	<b>Spouse</b>	<b>Government Co-contribution</b>
28/01/2022	499.88				
02/03/2022	346.20				
30/03/2022	472.40				
28/04/2022	631.00				
03/06/2022	302.88				
07/06/2022			1,815.00		
17/06/2022	302.88				
<b>Total</b>	2,555.24	0.00	1,815.00	0.00	0.00



Australian Government  
Australian Taxation Office

**Agent** GO TAX  
**Client** MCGILLION, BRENDAN  
**TFN**

## Income statements

<b>Status</b>	Tax ready
<b>Employee number</b>	6BEE80E8-F05E-46E1-8598-6CD83BDD4E51
<b>Financial year</b>	2021-22
<b>Employer</b>	FISSION PTY LTD
<b>Branch</b>	001
<b>Employer ABN/Branch</b>	81 104 331 704 / 001
<b>BMS ID</b>	XERO_A0886CB1-F959-4CA0-979D-1A4412EB69FA
<b>Period</b>	01/07/2021 - 30/06/2022
<b>Reported Date</b>	05/07/2022

### Income

<b>Gross payments - individual</b>	\$249,999.97
------------------------------------	--------------

### Tax withheld or foreign tax paid

<b>PAYG withholding - individual</b>	\$88,188.00
--------------------------------------	-------------

### Lump sum amounts

<b>Lump sum payment A</b>	\$0.00
<b>Lump sum payment B</b>	\$0.00
<b>Lump sum payment D</b>	\$0.00
<b>Lump sum payment E</b>	\$0.00

### Allowances

<b>Total</b>	\$0.00
--------------	--------

### Deductions

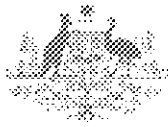
<b>Total</b>	\$0.00
--------------	--------

### Employer reported super

<b>Employer superannuation contribution liability</b>	\$24,999.96
---	-------------



Where your client has an entitlement to super contributions the employer must pay super into your client's fund at least quarterly. Advise your client to check their super fund for payments made by the employer.



Australian Government  
Australian Taxation Office

**Agent** GO TAX  
**Client** MCGILLION, LAURA  
**TFN**

## Income statements

<b>Status</b>	Tax ready
<b>Employee number</b>	6168B827-0FBA-4706-8BA5-D8DE60317327
<b>Financial year</b>	2021-22
<b>Employer</b>	THE TRUSTEE FOR THE GHISALLO TRUST
<b>Branch</b>	001
<b>Employer ABN/Branch</b>	41 609 980 807 / 001
<b>BMS ID</b>	XERO_ACA990E9-8BD0-42CA-9E3B-51046BBE3334
<b>Period</b>	22/11/2021 - 30/06/2022
<b>Reported Date</b>	07/07/2022

### Income

<b>Gross payments - individual</b>	\$28,833.60
------------------------------------	-------------

### Tax withheld or foreign tax paid

<b>PAYG withholding - individual</b>	\$7,833.00
--------------------------------------	------------

### Lump sum amounts

<b>Lump sum payment A</b>	\$0.00
<b>Lump sum payment B</b>	\$0.00
<b>Lump sum payment D</b>	\$0.00
<b>Lump sum payment E</b>	\$0.00

### Allowances

<b>Car</b>	\$82.40
<b>Total</b>	\$82.40

### Deductions

<b>Total</b>	\$0.00
--------------	--------

### Employer reported super

<b>Employer superannuation contribution liability</b>	\$2,883.36
---	------------



Where your client has an entitlement to super contributions the employer must pay super into your client's fund at least quarterly. Advise your client to check their super fund for payments made by the employer.

**Transactions continued**

30/03/22	Deposit - 001272266032 CBA ITM DIV		483.00	16,783.85
31/03/22	Deposit - MAR22/00820153 BEACH ENERGY LTD		331.17	17,115.02
31/03/22	Bank Interest		4.03	17,119.05
01/04/22	Deposit - INT22/00851516 TREASURY WINES		124.80	17,243.85
01/04/22	Deposit - 001274862411 TLS ITM DIV		169.68	17,413.53
06/04/22	Deposit - 22AUD/00929541 CSL LTD DIVIDEND		48.38	17,461.91
08/04/22	Withdrawal - 61910417 13/04/22 AIA AUSTRALIA .	506.95		16,954.96
12/04/22	Administration Fee	220.36		16,734.60
13/04/22	Deposit - APR22/00812285 TPG TELECOM LTD		68.85	16,803.45
14/04/22	Deposit - PC080422-106467305 SuperChoice P/L		2,083.33	18,886.78
21/04/22	Deposit - APR22/00828017 COCHLEAR PAY		71.30	18,958.08
22/04/22	Income Distribution - Fidelity Aust Eq Fd		339.63	19,297.71
26/04/22	Income Distribution - Schroder Abs Rt Inc		19.37	19,317.08
26/04/22	Withdrawal - 110180606012967914 ASGARD CAPITAL M	22.35		19,294.73
28/04/22	Deposit - PC210422-183608368 SuperChoice P/L		631.00	19,925.73
29/04/22	Bank Interest		4.67	19,930.40
02/05/22	Deposit - PC260422-184097930 SuperChoice P/L		2,083.33	22,013.73
09/05/22	Income Distribution - Schroder Abs Rt Inc		19.27	22,033.00
10/05/22	Administration Fee	213.69		21,819.31
10/05/22	Withdrawal - 61910417 13/05/22 AIA AUSTRALIA .	506.95		21,312.36
16/05/22	Withdrawal - 110180606012967914 ASGARD CAPITAL M	22.35		21,290.01
23/05/22	Withdrawal - CHEQUE	605.00		20,685.01
31/05/22	Bank Interest		5.59	20,690.60
02/06/22	Deposit - PC260522-131950530 SuperChoice P/L		2,083.33	22,773.93
03/06/22	Deposit - PC300522-112871332 SuperChoice P/L		302.88	23,076.81
08/06/22	Withdrawal - 61910417 13/06/22 AIA AUSTRALIA .	506.95		22,569.86
09/06/22	Administration Fee	211.79		22,358.07
09/06/22	Income Distribution - Schroder Abs Rt Inc		19.16	22,377.23
10/06/22	Share Buy C/N 38691239 (7,425 NEC at \$2.04 = \$15,147.00)	15,147.00		7,230.23
10/06/22	Brokerage	25.00		7,205.23
17/06/22	Deposit - PC140622-108645024 SuperChoice P/L		302.88	7,508.11
20/06/22	Withdrawal - 110180606012967914 ASGARD CAPITAL M	22.35		7,485.76
21/06/22	Deposit - JUN22/00902913 VUK DIVIDEND		5.80	7,491.56
24/06/22	Deposit - 001278042979 WBC DIVIDEND		436.15	7,927.71
30/06/22	Bank Interest		3.28	7,930.99
30/06/22	<b>Closing Balance</b>			<b>\$7,930.99</b>

**Managed Investments Unit Transactions**

		Debits	Credits	Unit Balance
<b>Bennelong ex20 Au Eq</b>				
01/07/21	Opening Balance			10,354.78
30/06/22	<b>Closing Balance</b>			<b>10,354.78</b>
<b>Fidelity Aust Eq Fd</b>				
01/07/21	Opening Balance			705.13
30/06/22	<b>Closing Balance</b>			<b>705.13</b>
<b>Magellan Global Fund</b>				
01/07/21	Opening Balance			7,663.81
30/06/22	<b>Closing Balance</b>			<b>7,663.81</b>
<b>Platinum Int Br Cl C</b>				
01/07/21	Opening Balance			4,865.99
30/06/22	<b>Closing Balance</b>			<b>4,865.99</b>
<b>Schroder Abs Rt Inc</b>				
01/07/21	Opening Balance			9,349.24
30/06/22	<b>Closing Balance</b>			<b>9,349.24</b>

**Transactions continued**

13/10/21	Deposit - OCT21/00812662 TPG TELECOM LTD		64.80	10,457.57
15/10/21	Withdrawal - 110180606012967914 ASGARD CAPITAL M	33.92		10,423.65
18/10/21	Income Distribution - Fidelity Aust Eq Fd		15.40	10,439.05
25/10/21	Deposit - PC191021-101651086 SuperChoice P/L		2,083.33	12,522.38
31/10/21	Bank Interest		5.84	12,528.22
01/11/21	Withdrawal - CHEQUE	605.00		11,923.22
09/11/21	Administration Fee	231.79		11,691.43
09/11/21	Withdrawal - 61910417 13/11/21 AIA AUSTRALIA .	415.36		11,276.07
15/11/21	Income Distribution - Schroder Abs Rt Inc		19.84	11,295.91
15/11/21	Withdrawal - 110180606012967914 ASGARD CAPITAL M	33.92		11,261.99
30/11/21	Bank Interest		2.91	11,264.90
02/12/21	Deposit - RCA21/01184166 WESFARMERS LTD		1,030.00	12,294.90
08/12/21	Withdrawal - 61910417 13/12/21 AIA AUSTRALIA .	415.36		11,879.54
09/12/21	Administration Fee	229.92		11,649.62
09/12/21	Income Distribution - Schroder Abs Rt Inc		19.78	11,669.40
15/12/21	Deposit - 001270447621 FISH&PAY HC CORP		53.95	11,723.35
15/12/21	Deposit - DV222/00606655 NAB FINAL DIV		352.42	12,075.77
16/12/21	Deposit - A072/00682509 ANZ DIVIDEND		398.88	12,474.65
20/12/21	Withdrawal - 110180606012967914 ASGARD CAPITAL M	33.92		12,440.73
21/12/21	Deposit - 001269378501 WBC DIVIDEND		429.00	12,869.73
31/12/21	Bank Interest		3.25	12,872.98
10/01/22	Withdrawal - 61910417 13/01/22 AIA AUSTRALIA .	415.36		12,457.62
11/01/22	Administration Fee	233.82		12,223.80
13/01/22	Income Distribution - Schroder Abs Rt Inc		19.77	12,243.57
13/01/22	Income Distribution - Schroder Aust Equity		276.94	12,520.51
14/01/22	Income Distribution - Fidelity Aust Eq Fd		388.12	12,908.63
17/01/22	Withdrawal - 110180606012967914 ASGARD CAPITAL M	33.92		12,874.71
19/01/22	Deposit - 001270900150 ETHI DST		9.18	12,883.89
28/01/22	Deposit - PC200122-175346188 SuperChoice P/L		499.88	13,383.77
28/01/22	Withdrawal - CHEQUE	3,750.00		9,633.77
31/01/22	Bank Interest		3.26	9,637.03
04/02/22	Income Distribution - Magellan Global Fund		390.82	10,027.85
07/02/22	Deposit - PC310122-107957991 SuperChoice P/L		2,083.33	12,111.18
07/02/22	Deposit - PC310122-107958016 SuperChoice P/L		2,083.33	14,194.51
07/02/22	Deposit - PC310122-107957964 SuperChoice P/L		2,083.33	16,277.84
08/02/22	Administration Fee	229.74		16,048.10
08/02/22	Withdrawal - 61910417 13/02/22 AIA AUSTRALIA .	415.36		15,632.74
09/02/22	Income Distribution - Schroder Abs Rt Inc		19.72	15,652.46
21/02/22	Withdrawal - 110180606012967914 ASGARD CAPITAL M	20.83		15,631.63
28/02/22	Bank Interest		3.42	15,635.05
02/03/22	Deposit - PC240222-146044750 SuperChoice P/L		346.20	15,981.25
08/03/22	Administration Fee	201.79		15,779.46
08/03/22	Withdrawal - CHEQUE	605.00		15,174.46
08/03/22	Withdrawal - 61910417 13/03/22 AIA AUSTRALIA .	415.36		14,759.10
11/03/22	Deposit - MAR22/00905747 VUK DIVIDEND		2.49	14,761.59
17/03/22	Income Distribution - Schroder Abs Rt Inc		19.54	14,781.13
17/03/22	Deposit - 001273359970 AEF DIV		29.40	14,810.53
17/03/22	Deposit - 001272494267 APA DST		141.50	14,952.03
18/03/22	Deposit - 001273272129 APX FNL DIV		22.77	14,974.80
21/03/22	Withdrawal - 110180606012967914 ASGARD CAPITAL M	20.83		14,953.97
22/03/22	Deposit - MAR22/00812477 ALTUM LIMITED		94.50	15,048.47
22/03/22	Deposit - 001275715542 REA ITM DIV		204.00	15,252.47
29/03/22	Deposit - 001275794764 NST ITM DIV		102.00	15,354.47
30/03/22	Deposit - Ref: 2284887 SANDFIRE RESOURC		61.98	15,416.45
30/03/22	Deposit - PC240322-183665973 SuperChoice P/L		472.40	15,888.85
30/03/22	Deposit - INT22/01073575 WESFARMERS LTD		412.00	16,300.85

## Transactions from 1 July 2021 to 30 June 2022<sup>7</sup>

Cash Account Transactions		\$ Debits	\$ Credits	\$ Balance
01/07/21	Opening Balance			23,062.30
01/07/21	Deposit - A071/00692280 ANZ DIVIDEND		387.80	23,450.10
02/07/21	Deposit - DV221/01119648 NAB INTERIM DIV		315.60	23,765.70
02/07/21	Withdrawal - CHEQUE	320.00		23,445.70
02/07/21	Withdrawal - CHEQUE	605.00		22,840.70
06/07/21	Deposit - PC300621-126458624 SuperChoice P/L		3,958.34	26,799.04
07/07/21	Deposit - 001261623491 FISH&PAY HC CORP		68.12	26,867.16
08/07/21	Withdrawal - 61910417 13/07/21 AIA AUSTRALIA .	415.36		26,451.80
13/07/21	Administration Fee	218.79		26,233.01
14/07/21	Income Distribution - Schroder Abs Rt Inc		24.11	26,257.12
14/07/21	Income Distribution - Schroder Aust Equity		326.52	26,583.64
16/07/21	Deposit - 001262343986 ETHI DST		322.56	26,906.20
19/07/21	Withdrawal - 110180606012967914 ASGARD CAPITAL M	33.92		26,872.28
20/07/21	Income Distribution - Fidelity Aust Eq Fd		979.61	27,851.89
20/07/21	Income Distribution - Platinum Int Br Cl C		1,618.43	29,470.32
22/07/21	Deposit - SCH21/00811177 VOCUS GROUP LTD		6,875.00	36,345.32
23/07/21	Income Distribution - Magellan Global Fund		390.85	36,736.17
31/07/21	Bank Interest		7.75	36,743.92
03/08/21	Deposit - PC280721-160010445 SuperChoice P/L		2,083.33	38,827.25
09/08/21	Income Distribution - Bennelong ex20 Au Eq		1,583.36	40,410.61
10/08/21	Administration Fee	224.07		40,186.54
10/08/21	Withdrawal - 61910417 13/08/21 AIA AUSTRALIA .	415.36		39,771.18
16/08/21	Withdrawal - 110180606012967914 ASGARD CAPITAL M	33.92		39,737.26
18/08/21	Income Distribution - Schroder Abs Rt Inc		20.03	39,757.29
31/08/21	Bank Interest		10.37	39,767.66
08/09/21	Administration Fee	222.61		39,545.05
08/09/21	Withdrawal - 61910417 13/09/21 AIA AUSTRALIA .	415.36		39,129.69
13/09/21	Income Distribution - Schroder Abs Rt Inc		20.03	39,149.72
16/09/21	Deposit - 001266024648 AEF DIV		49.00	39,198.72
16/09/21	Deposit - 001265262790 REA FNL DIV		195.84	39,394.56
20/09/21	Withdrawal - 110180606012967914 ASGARD CAPITAL M	33.92		39,360.64
22/09/21	Deposit - Ref: 1865446 SANDFIRE RESOURC		537.16	39,897.80
23/09/21	Deposit - 001265033815 TLS FNL DIV		169.68	40,067.48
24/09/21	Deposit - 001265508649 APX ITM DIV		18.63	40,086.11
28/09/21	Deposit - SEP21/00812328 RRL DIVIDEND		63.54	40,149.65
28/09/21	Deposit - SEP21/00813641 ALTIUM LIMITED		94.50	40,244.15
29/09/21	Deposit - 001267655581 NST FNL DIV		96.90	40,341.05
29/09/21	Deposit - 001263544960 CBA FNL DIV		552.00	40,893.05
30/09/21	Deposit - PC240921-172622292 SuperChoice P/L		4,166.66	45,059.71
30/09/21	Deposit - SEP21/00821323 BEACH ENERGY LTD		331.17	45,390.88
30/09/21	Bank Interest		10.14	45,401.02
07/10/21	Deposit - FIN21/01071974 WESFARMERS LTD		463.50	45,864.52
08/10/21	Withdrawal - 61910417 13/10/21 AIA AUSTRALIA .	415.36		45,449.16
11/10/21	Share Buy C/N 36987209 (46 COH at \$217.57 = \$10,008.22)	10,008.22		35,440.94
11/10/21	Brokerage	25.00		35,415.94
11/10/21	Share Buy C/N 36987213 (832 TWE at \$12.0173 = \$9,998.39)	9,998.39		25,417.55
11/10/21	Brokerage	25.00		25,392.55
11/10/21	Share Buy C/N 36987218 (34 CSL at \$287.155 = \$9,763.27)	9,763.27		15,629.28
11/10/21	Brokerage	25.00		15,604.28
11/10/21	Share Buy C/N 36987222 (566 APA at \$8.82 = \$4,992.12)	4,992.12		10,612.16
11/10/21	Brokerage	25.00		10,587.16
12/10/21	Administration Fee	214.36		10,372.80
13/10/21	Income Distribution - Schroder Abs Rt Inc		19.97	10,392.77

## TRUST DISTRIBUTIONS RECEIVABLE

This schedule contains additional information to assist you in reconciling your income in the Investor report to the income in the Annual Tax report.

### TRUST DISTRIBUTIONS RECEIVABLE FOR YEAR ENDED 30 JUNE 2022

Please note that the cash distributions shown below have been included in the income for taxation purposes in this tax report.

Investment Code	Cash Distributions
<b>Managed Investments</b>	
Schroder Abs Rt Inc	19
Platinum Int Br Cl C	1,156
Schroder Aust Equity	260
Fidelity Aust Eq Fd	2,370
Magellan Global Fund	391
Bennelong ex20 Au Eq	570
<b>Shares</b>	
APA GROUP - APA_APTIT	6
BetaShares Global Sustain Lead ETF - ETHI	132
<b>Grand Total*</b>	<b>4,905</b>

\* The above figure relates to the trust distributions for June 2022 which were received after June 2022.

### TRUST DISTRIBUTIONS RECEIVABLE FOR YEAR ENDED 30 JUNE 2021

Please note that the cash distributions shown below have been included for taxation purposes in the previous tax report.

Investment Code	Cash Distributions
<b>Managed Investments</b>	
Schroder Abs Rt Inc	24
Platinum Int Br Cl C	1,618
Schroder Aust Equity	327
Fidelity Aust Eq Fd	979
Magellan Global Fund	391
Bennelong ex20 Au Eq	1,584
<b>Shares</b>	
BetaShares Global Sustain Lead ETF - ETHI	322
<b>Grand Total*</b>	<b>5,245</b>

\* The above figure relates to the trust distributions for June 2021 which were received after June 2021.

## Further Details / Background

The following pages provide more detail about the information reported on pages 1 and 2.  
More up-to-date information is available online at [www.investoronline.info](http://www.investoronline.info).

### Asset Value

	Number of Units	\$ Unit Price <sup>10</sup>	\$ Current Value*	% Current Allocation	\$ Estimated Unrealised Capital Gain/Loss <sup>11</sup>
Cash Account	7930.99	1.000000	7,930.99	1.7%	
<b>Managed Investments</b>					
Bennelong ex20 Au Eq	10354.78	2.279100	23,599.58	5.1%	5,156
Fidelity Aust Eq Fd	705.13	35.547100	25,065.38	5.4%	4,575
Magellan Global Fund	7663.81	2.327900	17,840.58	3.8%	182
Platinum Int Br Cl C	4865.99	2.001100	9,737.33	2.1%	-4,633
Schroder Abs Rt Inc	9349.24	0.977400	9,137.95	2.0%	-715
Schroder Aust Equity	2015.30	12.405000	24,999.77	5.4%	652
<b>Share Investments<sup>12</sup></b>					
ANZ Banking Group - ANZ	554	22.030	12,204.62	2.6%	-5,868
APA Group - APA	566	11.270	6,378.82	1.4%	1,361
Althea Group Holdings Limited - AGH	50632	0.059	2,987.29	0.6%	-17,184
Altium Limited - ALU	450	26.910	12,109.50	2.6%	-2,745
Ansarada Group Limited - AND	7843	1.615	12,666.45	2.7%	2,446
Appen Limited - APX	414	5.610	2,322.54	0.5%	-6,795
Australian Ethical Invest Ltd - AEF	980	4.660	4,566.80	1.0%	-417
Beach Energy Ltd - BPT	33117	1.725	57,126.83	12.3%	37,417
BetaShares Global Sustain Lead ETF -	491	10.570	5,189.87	1.1%	166
CSL Limited - CSL	34	269.060	9,148.04	2.0%	-640
Cochlear Limited - COH	46	198.700	9,140.20	2.0%	-893
Commonwealth Bank of Aust - CBA	276	90.380	24,944.88	5.4%	1,783
Fisher & Paykel Health Corp Ltd - FPH	333	17.840	5,940.72	1.3%	-4,031
Genex Power Ltd - GNX	91790	0.115	10,555.85	2.3%	-9,638
Megaport Limited - MP1	1474	5.450	8,033.30	1.7%	-11,595
Musgrave Minerals Limited - MGV	22617	0.245	5,541.17	1.2%	3,772
NEXTDC Ltd - NXT	521	10.640	5,543.44	1.2%	564
National Australia Bank Ltd - NAB	526	27.390	14,407.14	3.1%	-3,278
Nine Entertainment Co Hold Ltd - NEC	7425	1.825	13,550.63	2.9%	-1,621
Northern Star Resources Ltd - NST	1020	6.840	6,976.80	1.5%	-3,070
Prospech Ltd - PRS	50000	0.026	1,300.00	0.3%	-8,725
REA GROUP LTD - REA	272	111.830	30,417.76	6.5%	5,346
Regis Resources Ltd - RRL	2118	1.300	2,753.40	0.6%	-2,299
Sandfire Resources Limited - SFR	2066	4.450	9,193.70	2.0%	-786
TGP Telecom Limited - TPG	810	5.970	4,835.70	1.0%	-150
Telstra Corporation Limited. - TLS	2121	3.850	8,165.85	1.8%	-4,879
Treasury Wine Estates Ltd - TWE	832	11.350	9,443.20	2.0%	-580
Truscreen Group Limited - TRU	80000	0.042	3,360.00	0.7%	-7,120
Tuas Limited - TUA	405	1.110	449.55	0.1%	174
Virgin Money UK PLC - VUK	131	2.210	289.51	0.1%	-236
Wesfarmers Limited - WES	515	41.910	21,583.65	4.6%	-2,315
Westpac Banking Corp - WBC	715	19.500	13,942.50	3.0%	-9,528
Xero Limited - XRO	146	76.960	11,236.16	2.4%	1,178
<b>Total at 30 June 2022</b>			<b>\$464,617.45</b>		<b>-\$44,969</b>
* Rounding differences may occur					

**Transactions continued**

30/03/22	Deposit - 001272266032 CBA ITM DIV		483.00	16,783.85
31/03/22	Deposit - MAR22/00820153 BEACH ENERGY LTD		331.17	17,115.02
31/03/22	Bank Interest		4.03	17,119.05
01/04/22	Deposit - INT22/00851516 TREASURY WINES		124.80	17,243.85
01/04/22	Deposit - 001274862411 TLS ITM DIV		169.68	17,413.53
06/04/22	Deposit - 22AUD/00929541 CSL LTD DIVIDEND		48.38	17,461.91
08/04/22	Withdrawal - 61910417 13/04/22 AIA AUSTRALIA .	506.95		16,954.96
12/04/22	Administration Fee	220.36		16,734.60
13/04/22	Deposit - APR22/00812285 TPG TELECOM LTD		68.85	16,803.45
14/04/22	Deposit - PC080422-106467305 SuperChoice P/L		2,083.33	18,886.78
21/04/22	Deposit - APR22/00828017 COCHLEAR PAY		71.30	18,958.08
22/04/22	Income Distribution - Fidelity Aust Eq Fd		339.63	19,297.71
26/04/22	Income Distribution - Schroder Abs Rt Inc		19.37	19,317.08
26/04/22	Withdrawal - 110180606012967914 ASGARD CAPITAL M	22.35		19,294.73
28/04/22	Deposit - PC210422-183608368 SuperChoice P/L		631.00	19,925.73
29/04/22	Bank Interest		4.67	19,930.40
02/05/22	Deposit - PC260422-184097930 SuperChoice P/L		2,083.33	22,013.73
09/05/22	Income Distribution - Schroder Abs Rt Inc		19.27	22,033.00
10/05/22	Administration Fee	213.69		21,819.31
10/05/22	Withdrawal - 61910417 13/05/22 AIA AUSTRALIA .	506.95		21,312.36
16/05/22	Withdrawal - 110180606012967914 ASGARD CAPITAL M	22.35		21,290.01
23/05/22	Withdrawal - CHEQUE	605.00		20,685.01
31/05/22	Bank Interest		5.59	20,690.60
02/06/22	Deposit - PC260522-131950530 SuperChoice P/L		2,083.33	22,773.93
03/06/22	Deposit - PC300522-112871332 SuperChoice P/L		302.88	23,076.81
08/06/22	Withdrawal - 61910417 13/06/22 AIA AUSTRALIA .	506.95		22,569.86
09/06/22	Administration Fee	211.79		22,358.07
09/06/22	Income Distribution - Schroder Abs Rt Inc		19.16	22,377.23
10/06/22	Share Buy C/N 38691239 (7,425 NEC at \$2.04 = \$15,147.00)	15,147.00		7,230.23
10/06/22	Brokerage	25.00		7,205.23
17/06/22	Deposit - PC140622-108645024 SuperChoice P/L		302.88	7,508.11
20/06/22	Withdrawal - 110180606012967914 ASGARD CAPITAL M	22.35		7,485.76
21/06/22	Deposit - JUN22/00902913 VUK DIVIDEND		5.80	7,491.56
24/06/22	Deposit - 001278042979 WBC DIVIDEND		436.15	7,927.71
30/06/22	Bank Interest		3.28	7,930.99
<b>30/06/22</b>	<b>Closing Balance</b>			<b>\$7,930.99</b>

**Managed Investments Unit Transactions**

		Debits	Credits	Unit Balance
<b>Bennelong ex20 Au Eq</b>				
01/07/21	Opening Balance			10,354.78
<b>30/06/22</b>	<b>Closing Balance</b>			<b>10,354.78</b>
<b>Fidelity Aust Eq Fd</b>				
01/07/21	Opening Balance			705.13
<b>30/06/22</b>	<b>Closing Balance</b>			<b>705.13</b>
<b>Magellan Global Fund</b>				
01/07/21	Opening Balance			7,663.81
<b>30/06/22</b>	<b>Closing Balance</b>			<b>7,663.81</b>
<b>Platinum Int Br Cl C</b>				
01/07/21	Opening Balance			4,865.99
<b>30/06/22</b>	<b>Closing Balance</b>			<b>4,865.99</b>
<b>Schroder Abs Rt Inc</b>				
01/07/21	Opening Balance			9,349.24
<b>30/06/22</b>	<b>Closing Balance</b>			<b>9,349.24</b>

**Transactions continued**

**Schroder Aust Equity**

01/07/21	Opening Balance			2,015.30
30/06/22	Closing Balance			<b>2,015.30</b>

**Share Investments Transactions**

Shares OFF      Shares ON      Holding Balance

**ANZ Banking Group - ANZ**

01/07/21	Opening Balance			554
30/06/22	Closing Balance			<b>554</b>

**APA Group - APA**

01/07/21	Opening Balance			0
07/10/21	Share Buy C/N 36987222 (566 APA at \$8.82 = \$4,992.12)		566	566
30/06/22	Closing Balance			<b>566</b>

**Althea Group Holdings Limited - AGH**

01/07/21	Opening Balance			50632
30/06/22	Closing Balance			<b>50632</b>

**Altium Limited - ALU**

01/07/21	Opening Balance			450
30/06/22	Closing Balance			<b>450</b>

**Ansarada Group Limited - AND**

01/07/21	Opening Balance			7843
30/06/22	Closing Balance			<b>7843</b>

**Appen Limited - APX**

01/07/21	Opening Balance			414
30/06/22	Closing Balance			<b>414</b>

**Australian Ethical Invst Ltd - AEF**

01/07/21	Opening Balance			980
30/06/22	Closing Balance			<b>980</b>

**Beach Energy Ltd - BPT**

01/07/21	Opening Balance			33117
30/06/22	Closing Balance			<b>33117</b>

**BetaShares Global Sustain Lead ETF - ETHI**

01/07/21	Opening Balance			491
30/06/22	Closing Balance			<b>491</b>

**CSL Limited - CSL**

01/07/21	Opening Balance			0
07/10/21	Share Buy C/N 36987218 (34 CSL at \$287.155 = \$9,763.27)		34	34
30/06/22	Closing Balance			<b>34</b>

**Cochlear Limited - COH**

01/07/21	Opening Balance			0
07/10/21	Share Buy C/N 36987209 (46 COH at \$217.57 = \$10,008.22)		46	46
30/06/22	Closing Balance			<b>46</b>

**Commonwealth Bank of Aust - CBA**

01/07/21	Opening Balance			276
30/06/22	Closing Balance			<b>276</b>

**Transactions continued****Fisher & Paykel Health Corp Ltd - FPH**

01/07/21	Opening Balance		333
30/06/22	Closing Balance		<b>333</b>

**Genex Power Ltd - GNX**

01/07/21	Opening Balance		91790
30/06/22	Closing Balance		<b>91790</b>

**Megaport Limited - MP1**

01/07/21	Opening Balance		1474
30/06/22	Closing Balance		<b>1474</b>

**Musgrave Minerals Limited - MGW**

01/07/21	Opening Balance		22617
30/06/22	Closing Balance		<b>22617</b>

**NEXTDC Ltd - NXT**

01/07/21	Opening Balance		521
30/06/22	Closing Balance		<b>521</b>

**National Australia Bank Ltd - NAB**

01/07/21	Opening Balance		526
30/06/22	Closing Balance		<b>526</b>

**Nine Entertainment Co Hold Ltd - NEC**

01/07/21	Opening Balance		0
08/06/22	Share Buy C/N 38691239 (7,425 NEC at \$2.04 = \$15,147.00)	7425	7425
30/06/22	Closing Balance		<b>7425</b>

**Northern Star Resources Ltd - NST**

01/07/21	Opening Balance		1020
30/06/22	Closing Balance		<b>1020</b>

**Prospech Ltd - PRS**

01/07/21	Opening Balance		50000
30/06/22	Closing Balance		<b>50000</b>

**REA GROUP LTD - REA**

01/07/21	Opening Balance		272
30/06/22	Closing Balance		<b>272</b>

**Regis Resources Ltd - RRL**

01/07/21	Opening Balance		2118
30/06/22	Closing Balance		<b>2118</b>

**Sandfire Resources Limited - SFR**

01/07/21	Opening Balance		2066
30/06/22	Closing Balance		<b>2066</b>

**TGP Telecom Limited - TPG**

01/07/21	Opening Balance		810
30/06/22	Closing Balance		<b>810</b>

**Telstra Corporation Limited. - TLS**

01/07/21	Opening Balance		2121
30/06/22	Closing Balance		<b>2121</b>

### Transactions continued

#### Treasury Wine Estates Ltd - TWE

01/07/21	Opening Balance		0
07/10/21	Share Buy C/N 36987213 (832 TWE at \$12.0173 = \$9,998.39)	832	832
30/06/22	Closing Balance		832

#### Truscreen Group Limited - TRU

01/07/21	Opening Balance		80000
30/06/22	Closing Balance		80000

#### Tuas Limited - TUA

01/07/21	Opening Balance		405
30/06/22	Closing Balance		405

#### Virgin Money UK PLC - VUK

01/07/21	Opening Balance		131
30/06/22	Closing Balance		131

#### Vocus Group Limited - VOC

01/07/21	Opening Balance		1250
22/07/21	Scheme of Arrangement (-1250 VOC)	1250	0
30/06/22	Closing Balance		0

#### Wesfarmers Limited - WES

01/07/21	Opening Balance		515
30/06/22	Closing Balance		515

#### Westpac Banking Corp - WBC

01/07/21	Opening Balance		715
30/06/22	Closing Balance		715

#### Xero Limited - XRO

01/07/21	Opening Balance		146
30/06/22	Closing Balance		146

## Other Fees and Costs<sup>13</sup>

Below is the amount of the management fees and costs, performance fees, transaction costs and buy-sell spreads charged by the investment managers of your selected investment options for the period.

Investment Option	\$ Total	\$ Includes Buy/Sell Spread Amounts of
Bennelong ex20 Au Eq	385.74	0.00
Fidelity Aust Eq Fd	247.37	0.00
Magellan Global Fund	276.51	0.00
Platinum Int Br Cl C	180.10	0.00
Schroder Abs Rt Inc	51.06	0.00
Schroder Aust Equity	163.60	0.00
BetaShares Global Sustain Lead ETF	35.73	0.00
	<b>\$1,340.11</b>	<b>\$0.00</b>

## Tax Reports

Most Tax Reports are generally sent in August. However, delays can occur as we need to receive tax information from the investment managers of all investments held in your account during the year before a report can be produced.



Australian Government  
Australian Taxation Office

**Agent** GO TAX  
**Client** THE TRUSTEE FOR THE  
MCGILLION FAMILY  
SUPERANNUATION FUND  
**ABN** 24 342 963 372  
**TFN** 958 943 310

## Activity statement 004

<b>Date generated</b>	24 February 2023
<b>Overdue</b>	\$0.00
<b>Not yet due</b>	\$0.00
<b>Balance</b>	\$0.00

## Transactions

17 results found - from **01 July 2021** to **30 September 2022** sorted by **processed date** ordered **newest to oldest**

Processed date	Effective date	Description	Debit (DR)	Credit (CR)	Balance
31 Jul 2022	31 Jul 2022	General interest charge			\$0.00
31 Jul 2022	28 Jul 2022	Original Activity Statement for the period ending 30 Jun 22 - PAYG Instalments	\$605.00		\$0.00
25 Jul 2022	25 Jul 2022	Payment received		\$605.00	\$605.00 CR
23 May 2022	23 May 2022	General interest charge			\$0.00
23 May 2022	23 May 2022	Payment received		\$605.00	\$0.00
2 May 2022	2 May 2022	General interest charge			\$605.00 DR
1 May 2022	28 Apr 2022	Original Activity Statement for the period ending 31 Mar 22 - PAYG Instalments	\$605.00		\$605.00 DR
8 Mar 2022	8 Mar 2022	General interest charge			\$0.00
8 Mar 2022	8 Mar 2022	Payment received		\$605.00	\$0.00
7 Mar 2022	28 Feb 2022	Original Activity Statement for the period ending 31 Dec 21 - PAYG Instalments	\$605.00		\$605.00 DR
1 Nov 2021	1 Nov 2021	Payment received		\$605.00	\$0.00
1 Nov 2021	1 Nov 2021	General interest charge			\$605.00 DR

Processed date	Effective date	Description	Debit (DR)	Credit (CR)	Balance
31 Oct 2021	28 Oct 2021	Original Activity Statement for the period ending 30 Sep 21 - PAYG Instalments	\$605.00		\$605.00 DR
1 Aug 2021	1 Aug 2021	General interest charge			\$0.00
1 Aug 2021	28 Jul 2021	Original Activity Statement for the period ending 30 Jun 21 - PAYG Instalments	\$605.00		\$0.00
2 Jul 2021	2 Jul 2021	Payment received		\$925.00	\$605.00 CR
1 Jul 2021	1 Jul 2021	General interest charge			\$320.00 DR

## Member Statement

### The McGillion Family Superannuation Fund

Detail			Balances
Member	Brendan J McGillion		
		Total benefits	410,900.45
Date of birth	02/11/1976	comprising:	
Date joined fund	22/01/2015	- Preserved	410,900.45
Service period start date	22/01/2015	- Restricted non-preserved	0.00
Date left fund		- Unrestricted non-preserved	0.00
Member mode	Accumulation		
		Including:	
		- Taxable component	401,954.20
Vested amount	410,900.45	- Tax free component	8,946.25
Insured death benefit	1,000,000.00	- Untaxed component	0.00
Total death benefit	1,410,900.45		
Disability benefit	0.00		

Detailed Account	Preserved	Restricted Non-Preserved	Unrestricted Non-Preserved	Total
Opening Balance at 01/07/2021	491,829.94	0.00	0.00	491,829.94
Add:				
Employer contributions	24,791.64	0.00	0.00	24,791.64
Member contributions	0.00	0.00	0.00	0.00
Other contributions	0.00	0.00	0.00	0.00
Proceeds of insurance policies	0.00	0.00	0.00	0.00
Share of net income/loss	-98,919.58	0.00	0.00	-98,919.58
Transfers in and from reserves	0.00	0.00	0.00	0.00
Less:				
Pension commencement	0.00	0.00	0.00	0.00
Pensions/lump sums paid	3,750.00	0.00	0.00	3,750.00
Contributions tax	3,718.74	0.00	0.00	3,718.74
Tax on untaxed benefits	0.00	0.00	0.00	0.00
Income tax	-5,926.28	0.00	0.00	-5,926.28
Insurance premiums	5,259.09	0.00	0.00	5,259.09
Management fees	0.00	0.00	0.00	0.00
Excess contributions tax	0.00	0.00	0.00	0.00
Transfers out and to reserves	0.00	0.00	0.00	0.00
Closing Balance at 30/06/2022	410,900.45	0.00	0.00	410,900.45

## Member Statement

### The McGillion Family Superannuation Fund

Detail			Balances
Member	Laura M McGillion		
		Total benefits	52,911.15
Date of birth	18/06/1984	comprising:	
Date joined fund	22/01/2015	- Preserved	52,911.15
Service period start date	22/01/2015	- Restricted non-preserved	0.00
Date left fund		- Unrestricted non-preserved	0.00
Member mode	Accumulation		
		Including:	
		- Taxable component	49,895.59
Vested amount	52,911.15	- Tax free component	3,015.56
Insured death benefit	250,000.00	- Untaxed component	0.00
Total death benefit	302,911.15		
Disability benefit	0.00		

Detailed Account	Preserved	Restricted Non-Preserved	Unrestricted Non-Preserved	Total
Opening Balance at 01/07/2021	60,814.55	0.00	0.00	60,814.55
Add:				
Employer contributions	2,555.24	0.00	0.00	2,555.24
Member contributions	1,815.00	0.00	0.00	1,815.00
Other contributions	0.00	0.00	0.00	0.00
Proceeds of insurance policies	0.00	0.00	0.00	0.00
Share of net income/loss	-12,231.36	0.00	0.00	-12,231.36
Transfers in and from reserves	0.00	0.00	0.00	0.00
Less:				
Pension commencement	0.00	0.00	0.00	0.00
Pensions/lump sums paid	0.00	0.00	0.00	0.00
Contributions tax	383.29	0.00	0.00	383.29
Tax on untaxed benefits	0.00	0.00	0.00	0.00
Income tax	-687.16	0.00	0.00	-687.16
Insurance premiums	346.15	0.00	0.00	346.15
Management fees	0.00	0.00	0.00	0.00
Excess contributions tax	0.00	0.00	0.00	0.00
Transfers out and to reserves	0.00	0.00	0.00	0.00
Closing Balance at 30/06/2022	52,911.15	0.00	0.00	52,911.15



MR BRENDAN J MCGILLION  
8 ANGSELLE CT  
SAMFORD VALLEY QLD 4520

Our reference: 7120944237215

Phone: 13 10 20

Website: [ato.gov.au/division293](https://ato.gov.au/division293)

TFN: 198 176 836

12 March 2021

## Additional tax on concessional contributions (Division 293) notice for 2019-20

Dear BRENDAN

There is an additional tax on super contributions which reduces the tax concession for individuals whose combined income and contributions are more than the \$250,000 threshold.

### Why does the additional tax apply to you

For the 2019-20 financial year, your combined income and super contributions were more than \$250,000. This means you now have to pay an additional tax of 15% on some of your concessional contributions.

### How much additional tax do you need to pay

Your additional tax for this notice is:

Taxable super contributions	\$25,000.00
<b>Additional tax due and payable</b>	<b>\$3,750.00</b>
<b>Due date for payment</b>	<b>06 April 2021</b>

Your Payment Reference Number for this amount is: 5510 0198 1768 3674 11

### What you need to do now

There are two options for making a payment (your payment can be made using any combination of these):

1. Pay with your own money
2. Elect to release money from any of your existing super balances by completing a Division 293 election form online, instructions to do this are on the final page of this notice.

#### HOW TO PAY

Your payment reference number (PRN) is: 551001981768367411

##### BPAY®



**Bill code:** 75556  
**Ref:** 551001981768367411

##### Telephone & Internet Banking – BPAY®

Contact your bank or financial institution to make this payment from your cheque, savings, debit or credit card account.  
More info: [www.bpay.com.au](https://www.bpay.com.au)

##### CREDIT OR DEBIT CARD

Pay online with your credit or debit card at [www.governmenteasypay.gov.au/PayATO](https://www.governmenteasypay.gov.au/PayATO)

To pay by phone, call the Government EasyPay service on **1300 898 089**.

A card payment fee applies.

For other payment options, visit [ato.gov.au/paymentoptions](https://ato.gov.au/paymentoptions)

##### RELEASE MONEY FROM SUPER

You can ask your fund to pay some or all of the amount from your existing super balance. To do this, access our online services through myGov and complete the Division 293 election form.

## Division 293 tax notice of assessment

*Income Tax Assessment Act 1997 and Schedule 1 of the Taxation Administration Act 1953*

This is your Division 293 tax assessment for the year ended 30 June 2020.

Your additional tax (Division 293 tax) is 15% of your taxable super contributions. Your taxable super contributions are only those Division 293 super contributions that are above the threshold.

Division 293 income (see below)		\$255,472.00	(a)
Division 293 super contributions (see below)		\$25,000.04	(b)
Combined income and super contributions	(a) + (b)	\$280,472.04	(c)
Less the Division 293 threshold		\$250,000.00	(d)
Amount above the threshold	(c) - (d)	\$30,472.04	(e)
<b>Taxable super contributions</b>	the lesser of (b) or (e)	<b>\$25,000.00</b>	<b>(f)</b>
<b>ADDITIONAL TAX</b>	(f) x 15%	<b>\$3,750.00</b>	

Yours sincerely  
**Melinda Smith**  
Deputy Commissioner of Taxation

### (a) Division 293 income

Your Division 293 income is your taxable income from your income tax return.

### (b) Division 293 super contributions

Your Division 293 super contributions are the total of all your concessional contributions.

#### Your concessional contributions

THE MCGILLION FAMILY SUPERANNUATION FUND SMSF114925060921	Employer contributions	\$25,000.04
<b>DIVISION 293 SUPER CONTRIBUTIONS</b>		<b>\$25,000.04</b>

### Avoid interest charges

- › You need to pay the due and payable amount by the due date to avoid paying interest charges.
- › Though your election form is valid for 60 days you still need to pay by the due date to avoid interest charges.

### Releasing money from super

To release money from any of your existing super balances you can access our ATO online services through myGov and complete the Division 293 election form before 11 May 2021.

When you complete the election form we will ask your nominated super fund(s) to release the amount you elected and send the money to us.

If you are not already registered with myGov visit our website at [ato.gov.au/online-services](https://ato.gov.au/online-services) to register.

You can also download the form via our website [ato.gov.au/div293-election-form](https://ato.gov.au/div293-election-form), or order the form via our website [ato.gov.au/online-ordering](https://ato.gov.au/online-ordering), and send it to us.

### View your online statement of account

To view your tax and super accounts online all you need is a myGov account linked to our ATO online services.

If you are not already registered with myGov visit our website at [ato.gov.au/online-services](https://ato.gov.au/online-services) to register.

If you have a tax agent, they can also view your tax and super accounts through the Tax Agent Portal.

### If you disagree

If you disagree with:

- › the income we have used, you will need to review your income tax return.
- › the contributions reported, contact your super fund.
- › our assessment, you can lodge an objection. Visit [ato.gov.au/objections](https://ato.gov.au/objections) to find out more. If you do lodge an objection to the assessment you still need to pay the due and payable amount by the due date.

### Find out more

For more information about Division 293 tax:

- › visit [ato.gov.au/division293](https://ato.gov.au/division293)
- › phone us on **13 10 20** between 8:00am and 6:00pm, Monday to Friday.

Visit our website at [ato.gov.au/contact-us](https://ato.gov.au/contact-us) for more contact options.

## Member Statement

### The McGillion Family Superannuation Fund

Detail			Balances
Member	Brendan J McGillion		
		Total benefits	491,829.94
Date of birth	02/11/1976	comprising:	
Date joined fund	22/01/2015	- Preserved	491,829.94
Service period start date	22/01/2015	- Restricted non-preserved	0.00
Date left fund		- Unrestricted non-preserved	0.00
Member mode	Accumulation		
		Including:	
		- Taxable component	482,883.69
Vested amount	491,829.94	- Tax free component	8,946.25
Insured death benefit	1,000,000.00	- Untaxed component	0.00
Total death benefit	1,491,829.94		
Disability benefit	0.00		

Detailed Account	Preserved	Restricted Non-Preserved	Unrestricted Non-Preserved	Total
Opening Balance at 01/07/2020	415,366.53	0.00	0.00	415,366.53
Add:				
Employer contributions	25,854.14	0.00	0.00	25,854.14
Member contributions	0.00	0.00	0.00	0.00
Other contributions	0.00	0.00	0.00	0.00
Proceeds of insurance policies	0.00	0.00	0.00	0.00
Share of net income/loss	67,111.12	0.00	0.00	67,111.12
Transfers in and from reserves	0.00	0.00	0.00	0.00
Less:				
Pension commencement	0.00	0.00	0.00	0.00
Pensions/lump sums paid	0.00	0.00	0.00	0.00
Contributions tax	3,878.12	0.00	0.00	3,878.12
Tax on untaxed benefits	0.00	0.00	0.00	0.00
Income tax	8,124.25	0.00	0.00	8,124.25
Insurance premiums	4,499.49	0.00	0.00	4,499.49
Management fees	0.00	0.00	0.00	0.00
Excess contributions tax	0.00	0.00	0.00	0.00
Transfers out and to reserves	0.00	0.00	0.00	0.00
Closing Balance at 30/06/2021	491,829.94	0.00	0.00	491,829.94

## Member Statement

### The McGillion Family Superannuation Fund

Detail			Balances
Member	Laura M McGillion		
		Total benefits	60,814.55
Date of birth	18/06/1984	comprising:	
Date joined fund	22/01/2015	- Preserved	60,814.55
Service period start date	22/01/2015	- Restricted non-preserved	0.00
Date left fund		- Unrestricted non-preserved	0.00
Member mode	Accumulation		
		Including:	
		- Taxable component	59,613.99
Vested amount	60,814.55	- Tax free component	1,200.56
Insured death benefit	250,000.00	- Untaxed component	0.00
Total death benefit	310,814.55		
Disability benefit	0.00		

Detailed Account	Preserved	Restricted Non-Preserved	Unrestricted Non-Preserved	Total
Opening Balance at 01/07/2020	53,571.70	0.00	0.00	53,571.70
Add:				
Employer contributions	0.00	0.00	0.00	0.00
Member contributions	1,705.00	0.00	0.00	1,705.00
Other contributions	46.05	0.00	0.00	46.05
Proceeds of insurance policies	0.00	0.00	0.00	0.00
Share of net income/loss	6,950.63	0.00	0.00	6,950.63
Transfers in and from reserves	0.00	0.00	0.00	0.00
Less:				
Pension commencement	0.00	0.00	0.00	0.00
Pensions/lump sums paid	0.00	0.00	0.00	0.00
Contributions tax	255.75	0.00	0.00	255.75
Tax on untaxed benefits	0.00	0.00	0.00	0.00
Income tax	821.95	0.00	0.00	821.95
Insurance premiums	381.12	0.00	0.00	381.12
Management fees	0.00	0.00	0.00	0.00
Excess contributions tax	0.00	0.00	0.00	0.00
Transfers out and to reserves	0.00	0.00	0.00	0.00
Closing Balance at 30/06/2021	60,814.55	0.00	0.00	60,814.55

## Tax Reconciliation Report

### The McGillion Family Superannuation Fund

Accounting Profit as per Operating Statement	(95,551.77)
Less:	
Utilised Carried Forward Tax Losses	0.00
Accounting Capital Gains	1,844.20
Distributed Capital Gains	4,372.82
Increase in Net Market Values	0.00
Non Taxable Distributions Received	(618.50)
Exempt Pension Income	0.00
Rollovers Received	0.00
Insurance Proceeds	0.00
Non-Concessional Contributions	1,815.00
LIC Capital Gain Deduction	0.00
	<u>7,413.52</u>
	<u>(102,965.29)</u>
Add:	
Taxable Capital Gains	4,144.68
Franking/Imputation Credits	4,138.47
Foreign Credits	69.00
Decrease in Net Market Values	127,822.66
Pension Non-deductible Expenses	0.00
Other Non-deductible Expense	0.00
Pension Payments	0.00
Benefit Payments	3,750.00
Rollovers Out	0.00
Untaxed Benefits Received	0.00
Excess Contributions Tax	0.00
	<u>139,924.81</u>
Taxable Income (Loss)	<u>36,959.52</u>
Gross Tax	5,543.93
Less:	
Franking/Imputation Credits	4,138.47
Foreign Credits	69.00
TFN Credits	0.00
PAYG Installments	2,420.00
	<u>6,627.47</u>
Income Tax Payable (Refundable)	(1,083.54)
Add:	
Supervisory Levy	259.00
Non Arm's Length Income Tax	0.00
<b>Total Amount Due (Refundable)</b>	<u><b>(824.54)</b></u>



Australian Government  
Australian Taxation Office

**Agent** GO TAX  
**Client** THE TRUSTEE FOR THE  
MCGILLION FAMILY  
SUPERANNUATION FUND  
**ABN** 24 342 963 372  
**TFN** 958 943 310

# Activity statement 004

## Tax type summary

**Financial Year** 2022  
**Period** 01 July 2021 - 30 June 2022

## Type

Description	Balance
Pay as you go Instalments	\$2,420.00 DR
Total net assessable interest income	\$7.13 CR
Total net deductible interest expense	\$7.13 DR

**PERSONAL CHOICE - PRIVATE eWRAP - INVESTMENT ACCOUNT**

**STATEMENT OF ANNUAL TAXATION SUMMARY  
FOR YEAR ENDED 30 JUNE 2022  
ENTITY TYPE: SUPERANNUATION FUND**

<u>Income Components</u>	<u>Income Received</u>	<u>Gains/Losses on Sales</u>	<u>Adjustment or Tax Credits</u>	<u>Taxable</u>	<u>Tax Return Label</u>
<b>Australian Sourced Income</b>					
Interest	64			64	<b>11-C</b>
Dividends from Shares					
- Unfranked Dividends	220			220	<b>11-J</b>
- Franked Dividends	6,959			6,959	<b>11-K</b>
- Franking Credits			2,982	2,982	<b>11-L</b>
Trust Distributions	2,688			3,845	<b>11-M</b>
- Franking Credits			1,157		<b>13-E1</b>
<b>Capital Gains ***</b>					
Indexed Method	0	0		0	
Other Method	0	0		0	
Discount Method (After Discount)	3,126	1,228	1,042	5,396	
Capital Gains Concession	1,194	613	-1,808	0	
				5,396	<b>11-A**</b>
Capital Losses		0		0	<b>Refer to Guide</b>
<b>Foreign Sourced Income *</b>					
Gross Foreign Income	1,400		93	1,494	<b>11-D1</b>
- Expenses Related to Foreign Income*	-254			-254	
Net Foreign Income				1,240	<b>11-D</b>
<b>Non Assessable Income</b>					
Tax Exempt	294		-294	0	
Tax Free	0		0	0	
Tax Deferred/Return of Capital	1,110		-1,110	0	
Non Assessable Non Exempt	0		0	0	
<b>Other Deductions *</b>	-2,398			-2,398	<b>12</b>
<b>Net Amount</b>	14,403				
<b>Other Credits and Tax Offsets</b>					
Share of Foreign Credits			0		<b>H2</b>
Trustee Tax Paid			0		<b>H2</b>
Foreign Res CGT Withholding			0		<b>H8</b>
Early Stage Investor Offset			0		<b>D3</b>
ESVCLP Tax Offset			0		<b>D1</b>
<b>Non Concessional MIT Income (NCMI)</b>	NCMI amounts listed below are included in your Australian Sourced Income and Capital Gains				
Non Concessional MIT Income			0		
Excluded from NCMI			0		
NCMI Capital Gains			0		
Excluded from NCMI Capital Gains			0		

## Refundable Imputation Credit The McGillion Family Superannuation Fund

Source	Assessable Imputation Credits	Credits Unable to be Claimed	Potentially Claimable Amounts
<b>Distributions - Managed Funds</b>			
Schroder Australian Equity Income Fund	509.00		509.00
Fidelity Australian Equities	544.00		544.00
Bennelong ex-20 Australian Equities	79.00		79.00
Schroder Credit Securities Wholesale	1.00		1.00
<b>Dividend Tax - Shares in Listed Companies</b>			
Commonwealth Bank of Australia FPO	443.57		443.57
ANZ Banking Group Limited FPO	337.15		337.15
National Aust. Bank FPO	286.30		286.30
Westpac Banking Corp FPO	370.78		370.78
Telstra Corporation Limited FPO	145.44		145.44
Regis Resources Limited FPO	27.23		27.23
Beach Energy Limited FPO	283.86		283.86
TPG Telecom Limited FPO	57.28		57.28
REA Group FPO	87.43		87.43
Altium Limited FPO	40.50		40.50
Appen Limited FPO	8.87		8.87
Australian Ethical FPO	33.60		33.60
REA Group Ltd	83.93		83.93
Wesfarmers Ltd	375.21		375.21
Altium Ltd	6.11		6.11
Sandfire Resources Ltd	256.77		256.77
Northern Star Resources Ltd	85.24		85.24
Treasury Wine Estates Ltd	53.49		53.49
APA Group	22.71		22.71
<b>Subtotal</b>	<b>4,138.47</b>		<b>4,138.47</b>

**Refundable Imputation Credit  
The McGillion Family Superannuation Fund**

<b>Source</b>	<b>Assessable Imputation Credits</b>	<b>Credits Unable to be Claimed</b>	<b>Potentially Claimable Amounts</b>
Other			
<b>Subtotal</b>	4,138.47		4,138.47
Net Excess Private Company Dividends / Non-Arm's Length			
<b>Total</b>	4,138.47		4,138.47

## Tax Reconciliation Report

### The McGillion Family Superannuation Fund

Accounting Profit as per Operating Statement	93,663.82
Less:	
Utilised Carried Forward Tax Losses	0.00
Accounting Capital Gains	49,189.55
Distributed Capital Gains	4,422.32
Increase in Net Market Values	13,482.13
Non Taxable Distributions Received	252.00
Exempt Pension Income	0.00
Rollovers Received	0.00
Insurance Proceeds	0.00
Non-Concessional Contributions	46.05
LIC Capital Gain Deduction	0.00
	67,392.05
	26,271.77
Add:	
Taxable Capital Gains	48,818.14
Franking/Imputation Credits	3,090.51
Foreign Credits	32.00
Decrease in Net Market Values	0.00
Pension Non-deductible Expenses	0.00
Other Non-deductible Expense	0.00
Pension Payments	0.00
Benefit Payments	0.00
Rollovers Out	0.00
Untaxed Benefits Received	0.00
Excess Contributions Tax	0.00
	51,940.65
	78,212.42
Taxable Income (Loss)	
Gross Tax	11,731.86
Less:	
Franking/Imputation Credits	3,090.51
Foreign Credits	32.00
TFN Credits	0.00
PAYG Installments	2,421.00
	5,543.51
Income Tax Payable (Refundable)	6,188.35
Add:	
Supervisory Levy	259.00
Non Arm's Length Income Tax	0.00
<b>Total Amount Due (Refundable)</b>	<b>6,447.35</b>



Australian Government

Australian Taxation Office

AgentGO TAX

ClientTHE TRUSTEE FOR THE  
MCGILLION FAMILY  
SUPERANNUATION FUND

ABN24 342 963 372

TFN958 943 310

Income tax 002

Date generated	24 February 2023
Overdue	\$0.00
Not yet due	\$0.00
Balance	\$0.00

Transactions

4 results found - from 01 July 2021 to 24 February 2023 sorted by processed date ordered newest to oldest

Processed date	Effective date	Description	Debit (DR)	Credit (CR)	Balance
25 Jul 2022	25 Jul 2022	General interest charge			\$0.00
25 Jul 2022	25 Jul 2022	Payment received		\$6,447.35	\$0.00
1 Jul 2022	1 Jul 2022	General interest charge			\$6,447.35 DR
7 Jun 2022	14 Jun 2022	Tax return Self Man Superfund - Income Tax for the period from 01 Jul 20 to 30 Jun 21	\$6,447.35		\$6,447.35 DR