

Compliance Workpapers
Kenrick Family Super Fund
Financial Year - 2023



Fund Details

| | |
|-------------------------|-------------------------------|
| Fund Name | Kenrick Family Super Fund |
| Contact no | 0883387269 |
| Financial Year | 2023 |
| Established Date | 17/01/2007 |
| ABN | 98 936 285 529 |
| TFN | 855922035 |
| Trustee Type | Individual |
| Trustees | Robert Kenrick Wai Kenrick |
| ACN | |

Statement of Financial Position

| Assets | Qty | 2023 | 2022 | Change (\$) | Change (%) | |
|---|------------|--------------|--------------|-------------|------------|--|
| Investments | 0.00 | 6,311,242.58 | 6,096,603.37 | 214,639.21 | 3.52 | WP-1 WP-2 WP-3 |
| Other Fixed Interest Securities | 0.00 | 354,916.80 | 361,620.00 | -6,703.20 | 1.85 | |
| Qube Holdings Limited - Hybrid 3-Bbsw+3.90% | 3,528.00 | 354,916.80 | 361,620.00 | -6,703.20 | 1.85 | WP-1 |
| Shares in Listed Companies | 0.00 | 5,043,241.15 | 4,862,940.95 | 180,300.20 | 3.71 | |
| Australian Agricultural Company Limited | 155,563.00 | 227,121.98 | 336,016.08 | -108,894.10 | 32.41 | WP-1 |
| Bisalloy Steel Group Limited | 190,031.00 | 338,255.18 | 354,952.39 | -16,697.21 | 4.70 | WP-1 |
| Boral Limited | 35,000.00 | 141,050.00 | 77,700.00 | 63,350.00 | 81.53 | WP-1 |
| Cedar Woods Properties Limited | 78,900.00 | 396,867.00 | 297,715.68 | 99,151.32 | 33.30 | WP-1 |
| Codan Limited | 49,000.00 | 393,470.00 | 368,880.00 | 24,590.00 | 6.67 | WP-1 |
| CSR Limited | 52,000.00 | 269,880.00 | 182,700.00 | 87,180.00 | 47.72 | WP-1 |
| Downer Edi Limited | 62,943.00 | 258,695.73 | 171,412.15 | 87,283.58 | 50.92 | WP-1 |
| Elders Limited | 53,400.00 | 351,372.00 | 380,218.00 | -28,846.00 | 7.59 | WP-1 |
| Fletcher Building Limited | 40,500.00 | 202,500.00 | 117,000.00 | 85,500.00 | 73.08 | WP-1 |
| Graincorp Limited | 51,000.00 | 399,330.00 | 380,400.00 | 18,930.00 | 4.98 | WP-1 |
| Mineral Resources Limited | 1,050.00 | 75,001.50 | 0.00 | 75,001.50 | 100.00 | WP-1 |
| Monadelphous Group Limited | 30,500.00 | 357,460.00 | 333,325.00 | 24,135.00 | 7.24 | WP-1 |
| Orica Limited | 24,000.00 | 355,920.00 | 346,940.00 | 8,980.00 | 2.59 | WP-1 |
| Origin Energy Limited | 31,500.00 | 264,915.00 | 186,225.00 | 78,690.00 | 42.26 | WP-1 |

| Assets | Qty | 2023 | 2022 | Change (\$) | Change (%) | |
|---|------------|--------------|--------------|-------------|------------|--|
| Ridley Corporation Limited | 172,500.00 | 345,000.00 | 340,100.00 | 4,900.00 | 1.44 | WP-1 |
| Tassal Group Limited | 0.00 | 0.00 | 301,056.29 | -301,056.29 | 100.00 | |
| United Malt Group Limited | 80,000.00 | 352,000.00 | 323,730.00 | 28,270.00 | 8.73 | WP-1 |
| Westpac Banking Corporation - Cap Note 3-Bbsw+3.05% | 0.00 | 0.00 | 129,623.00 | -129,623.00 | 100.00 | |
| Woodside Energy Group Limited | 9,129.00 | 314,402.76 | 234,947.36 | 79,455.40 | 33.82 | WP-1 |
| Stapled Securities | 0.00 | 913,084.63 | 872,042.42 | 41,042.21 | 4.71 | |
| Rural Funds Group | 262,742.00 | 463,739.63 | 429,817.42 | 33,922.21 | 7.89 | WP-1 |
| Stockland | 111,500.00 | 449,345.00 | 442,225.00 | 7,120.00 | 1.61 | WP-1 |
| Other Assets | 0.00 | 2,512,398.08 | 2,116,510.42 | 395,887.66 | 18.70 | |
| Cash At Bank | 0.00 | 2,404,820.13 | 2,162,247.00 | 242,573.13 | 11.22 | |
| Cash at Bank - ANZ Cash Investment | 0.00 | 98,368.76 | 47,521.09 | 50,847.67 | 107.00 | WP-1 |
| Cash at Bank - ANZ Negotiator | 0.00 | 2,306,451.37 | 2,114,725.91 | 191,725.46 | 9.07 | WP-1 |
| Current Tax Assets | 0.00 | 71,949.28 | -68,644.28 | 140,593.56 | 204.81 | WP-1 WP-2 WP-3 |
| Foreign Tax Credits | 0.00 | 2,091.97 | 1,357.53 | 734.44 | 54.10 | |
| Shares in Listed Companies | 0.00 | 2,091.97 | 1,357.53 | 734.44 | 54.10 | |
| Fletcher Building Limited | 0.00 | 2,091.97 | 1,357.53 | 734.44 | 54.10 | |
| Franking Credits | 0.00 | 75,620.11 | 45,726.19 | 29,893.92 | 65.38 | |
| Shares in Listed Companies | 0.00 | 74,923.58 | 45,726.19 | 29,197.39 | 63.85 | |
| Bisalloy Steel Group Limited | 0.00 | 9,854.58 | 11,091.08 | -1,236.50 | 11.15 | |

| Assets | Qty | 2023 | 2022 | Change (\$) | Change (%) | |
|---|------|------------|-------------|-------------|------------|----------------------|
| Cedar Woods Properties Limited | 0.00 | 9,757.56 | 6,060.54 | 3,697.02 | 61.00 | |
| Codan Limited | 0.00 | 5,817.86 | 3,410.36 | 2,407.50 | 70.59 | |
| CSR Limited | 0.00 | 6,557.15 | 1,787.15 | 4,770.00 | 266.91 | |
| Elders Limited | 0.00 | 2,808.51 | 1,630.11 | 1,178.40 | 72.29 | |
| Graincorp Limited | 0.00 | 10,414.29 | 2,948.58 | 7,465.71 | 253.20 | |
| Monadelphous Group Limited | 0.00 | 6,507.86 | 6,190.71 | 317.15 | 5.12 | |
| Origin Energy Limited | 0.00 | 4,127.94 | 0.00 | 4,127.94 | 100.00 | |
| Ridley Corporation Limited | 0.00 | 6,042.85 | 4,739.90 | 1,302.95 | 27.49 | |
| Westpac Banking Corporation - Cap Note 3-Bbsw+3.05% | 0.00 | 470.96 | 1,218.69 | -747.73 | 61.36 | |
| Woodside Energy Group Limited | 0.00 | 12,564.02 | 0.00 | 12,564.02 | 100.00 | |
| Woodside Petroleum Ltd | 0.00 | 0.00 | 6,649.07 | -6,649.07 | 100.00 | |
| Stapled Securities | 0.00 | 696.53 | 0.00 | 696.53 | 100.00 | |
| Rural Funds Group | 0.00 | 696.53 | 0.00 | 696.53 | 100.00 | |
| Income Tax Instalments Paid | 0.00 | 71,771.00 | 1,722.00 | 70,049.00 | 4,067.89 | WP-1 |
| Provision for Income Tax | 0.00 | -77,533.80 | -117,450.00 | 39,916.20 | 33.99 | |
| Receivables | 0.00 | 22,608.47 | 22,907.70 | -299.23 | 1.31 | |
| Investment Income Receivable | 0.00 | 22,608.47 | 22,907.70 | -299.23 | 1.31 | |
| Distributions | 0.00 | 22,608.47 | 22,907.70 | -299.23 | 1.31 | |
| Stapled Securities | 0.00 | 22,608.47 | 22,907.70 | -299.23 | 1.31 | |
| Rural Funds Group | 0.00 | 6,984.47 | 5,022.70 | 1,961.77 | 39.06 | |
| Stockland | 0.00 | 15,624.00 | 17,885.00 | -2,261.00 | 12.64 | |

| Assets | Qty | 2023 | 2022 | Change (\$) | Change (%) | |
|-----------------------------------|------|--------------|--------------|-------------|------------|----------------------|
| Unsettled Trades | 0.00 | 13,020.20 | 0.00 | 13,020.20 | 100.00 | WP-1 |
| Disposals | 0.00 | 13,020.20 | 0.00 | 13,020.20 | 100.00 | |
| Shares in Listed Companies | 0.00 | 13,020.20 | 0.00 | 13,020.20 | 100.00 | |
| Cedar Woods Properties Limited | 0.00 | 5,010.10 | 0.00 | 5,010.10 | 100.00 | |
| Codan Limited | 0.00 | 8,010.10 | 0.00 | 8,010.10 | 100.00 | |
| Total Assets | 0.00 | 8,823,640.66 | 8,213,113.79 | 610,526.87 | 7.43 | |

| Liabilities | Qty | 2023 | 2022 | Change (\$) | Change (%) | |
|---------------------------|------|-----------|------|-------------|------------|----------------------|
| Unsettled Trades | 0.00 | 12,069.90 | 0.00 | 12,069.90 | 100.00 | WP-1 |
| Acquisitions | 0.00 | 12,069.90 | 0.00 | 12,069.90 | 100.00 | |
| Stapled Securities | 0.00 | 12,069.90 | 0.00 | 12,069.90 | 100.00 | |
| Stockland | 0.00 | 12,069.90 | 0.00 | 12,069.90 | 100.00 | |
| Total Liabilities | 0.00 | 12,069.90 | 0.00 | 12,069.90 | 100.00 | |

| Member Entitlements | Qty | 2023 | 2022 | Change (\$) | Change (%) | |
|------------------------------------|------|--------------|--------------|-------------|------------|--|
| Member Entitlement Accounts | 0.00 | 8,811,570.76 | 8,213,113.79 | 598,456.97 | 7.29 | WP-1 WP-2 |
| Mr Robert Kenrick | 0.00 | 4,571,739.08 | 4,261,239.54 | 310,499.54 | 7.29 | |
| Accumulation | 0.00 | 4,571,739.08 | 4,261,239.54 | 310,499.54 | 7.29 | |
| Ms Wai Kenrick | 0.00 | 4,239,831.68 | 3,951,874.25 | 287,957.43 | 7.29 | |
| Accumulation | 0.00 | 4,239,831.68 | 3,951,874.25 | 287,957.43 | 7.29 | |
| Total Member Entitlements | 0.00 | 8,811,570.76 | 8,213,113.79 | 598,456.97 | 7.29 | |

Operating Statement

| Income | 2023 | 2022 | Change (\$) | Change (%) | |
|---|-------------|-------------|-------------|------------|----------------------|
| Investment Gains | 242,948.12 | 236,234.63 | 6,713.49 | 2.84 | |
| Increase in Market Value | 99,342.62 | -538,194.89 | 637,537.51 | 118.46 | WP-1 |
| Other Fixed Interest Securities | -6,703.20 | -3,175.20 | -3,528.00 | 111.11 | |
| Qube Holdings Limited - Hybrid 3-Bbsw+3.90% | -6,703.20 | -3,175.20 | -3,528.00 | 111.11 | |
| Shares in Listed Companies | 188,962.83 | -380,260.37 | 569,223.20 | 149.69 | |
| Australian Agricultural Company Limited | -108,894.10 | 122,894.77 | -231,788.87 | 188.61 | |
| Bisalloy Steel Group Limited | -38,085.73 | 13,525.54 | -51,611.27 | 381.58 | |
| Boral Limited | 50,239.16 | -163,261.49 | 213,500.65 | 130.77 | |
| Cedar Woods Properties Limited | 117,563.38 | -158,210.70 | 275,774.08 | 174.31 | |
| Codan Limited | 242,589.32 | -321,653.35 | 564,242.67 | 175.42 | |
| CSR Limited | 55,326.07 | -60,786.77 | 116,112.84 | 191.02 | |
| Downer Edi Limited | -18,703.96 | -17,339.07 | -1,364.89 | 7.87 | |
| Elders Limited | -291,424.91 | -22,420.87 | -269,004.04 | 1,199.79 | |
| Fletcher Building Limited | 18,478.16 | -107,256.19 | 125,734.35 | 117.23 | |
| Graincorp Limited | -95,182.26 | 167,734.90 | -262,917.16 | 156.75 | |
| Mineral Resources Limited | -6,436.20 | 0.00 | -6,436.20 | 100.00 | |
| Monadelphous Group Limited | 54,741.47 | 16,621.91 | 38,119.56 | 229.33 | |
| Orica Limited | 33,710.40 | 70,595.75 | -36,885.35 | 52.25 | |
| Origin Energy Limited | 80,315.01 | 74,744.16 | 5,570.85 | 7.45 | |
| Ridley Corporation Limited | 24,017.73 | 144,195.02 | -120,177.29 | 83.34 | |

| Income | 2023 | 2022 | Change (\$) | Change (%) | |
|---|-------------|-------------|-------------|------------|----------------------|
| Senex Energy Limited | 0.00 | -189,057.21 | 189,057.21 | 100.00 | |
| Tassal Group Limited | -56,636.39 | 76,049.71 | -132,686.10 | 174.47 | |
| United Malt Group Limited | 118,108.47 | -103,091.38 | 221,199.85 | 214.57 | |
| Westpac Banking Corporation - Cap Note 3-Bbsw+3.05% | -6,026.42 | -2,483.00 | -3,543.42 | 142.71 | |
| Woodside Energy Group Limited | 15,263.63 | 58,576.58 | -43,312.95 | 73.94 | |
| Woodside Petroleum Ltd | 0.00 | 20,361.32 | -20,361.32 | 100.00 | |
| Stapled Securities | -82,917.01 | -154,759.32 | 71,842.31 | 46.42 | |
| Rural Funds Group | -154,759.09 | -42,175.04 | -112,584.05 | 266.94 | |
| Stockland | 71,842.08 | -112,584.28 | 184,426.36 | 163.81 | |
| Realised Capital Gains | 143,605.50 | 774,429.52 | -630,824.02 | 81.46 | WP-1 |
| Shares in Listed Companies | 149,027.03 | 744,912.41 | -595,885.38 | 79.99 | |
| Bisalloy Steel Group Limited | 70,459.31 | 135,008.75 | -64,549.44 | 47.81 | |
| Boral Limited | 0.00 | 127,907.84 | -127,907.84 | 100.00 | |
| Cedar Woods Properties Limited | -4,086.57 | 0.00 | -4,086.57 | 100.00 | |
| Codan Limited | -115,019.31 | 65,847.64 | -180,866.95 | 274.67 | |
| CSR Limited | 0.00 | 2,586.46 | -2,586.46 | 100.00 | |
| Elders Limited | 61,288.93 | 66,418.50 | -5,129.57 | 7.72 | |
| Fletcher Building Limited | 0.00 | 55,384.27 | -55,384.27 | 100.00 | |
| Graincorp Limited | 32,123.72 | 6,605.30 | 25,518.42 | 386.33 | |
| Monadelphous Group Limited | 11,531.59 | -16,752.00 | 28,283.59 | 168.84 | |
| Orica Limited | -40,898.41 | -9,415.35 | -31,483.06 | 334.38 | |

| Income | 2023 | 2022 | Change (\$) | Change (%) | |
|---|------------|------------|-------------|------------|--|
| Origin Energy Limited | 12,122.92 | -17,717.54 | 29,840.46 | 168.42 | |
| Ridley Corporation Limited | 22,289.36 | 6,880.68 | 15,408.68 | 223.94 | |
| Senex Energy Limited | 0.00 | 319,427.85 | -319,427.85 | 100.00 | |
| Tassal Group Limited | 84,071.37 | 0.00 | 84,071.37 | 100.00 | |
| United Malt Group Limited | 2,795.33 | 0.00 | 2,795.33 | 100.00 | |
| Westpac Banking Corporation - Cap Note 3-Bbsw+3.05% | 6,403.42 | 0.00 | 6,403.42 | 100.00 | |
| Woodside Energy Group Limited | 5,945.37 | 0.00 | 5,945.37 | 100.00 | |
| Woodside Petroleum Ltd | 0.00 | 2,730.01 | -2,730.01 | 100.00 | |
| Stapled Securities | -5,421.53 | 29,517.11 | -34,938.64 | 118.37 | |
| Rural Funds Group | 0.00 | 29,517.11 | -29,517.11 | 100.00 | |
| Stockland | -5,421.53 | 0.00 | -5,421.53 | 100.00 | |
| Investment Income | 433,776.52 | 285,035.97 | 148,740.55 | 52.18 | WP-1 WP-2 |
| Distributions | 55,849.70 | 49,713.16 | 6,136.54 | 12.34 | WP-1 WP-2 WP-3 |
| Stapled Securities | 55,849.70 | 49,713.16 | 6,136.54 | 12.34 | |
| Rural Funds Group | 25,062.70 | 19,768.16 | 5,294.54 | 26.78 | |
| Stockland | 30,787.00 | 29,945.00 | 842.00 | 2.81 | |
| Dividends | 282,589.50 | 210,405.83 | 72,183.67 | 34.31 | |
| Shares in Listed Companies | 282,589.50 | 210,405.83 | 72,183.67 | 34.31 | |
| Bisalloy Steel Group Limited | 32,848.61 | 36,970.27 | -4,121.66 | 11.15 | |

| Income | 2023 | 2022 | Change (\$) | Change (%) | |
|---|-----------|-----------|-------------|------------|--|
| Boral Limited | 0.00 | 2,100.00 | -2,100.00 | 100.00 | |
| Cedar Woods Properties Limited | 32,525.21 | 20,201.81 | 12,323.40 | 61.00 | |
| Codan Limited | 19,392.86 | 11,367.86 | 8,025.00 | 70.59 | |
| CSR Limited | 21,857.15 | 5,957.15 | 15,900.00 | 266.91 | |
| Downer Edi Limited | 7,220.31 | 7,186.32 | 33.99 | 0.47 | |
| Elders Limited | 24,652.51 | 16,560.11 | 8,092.40 | 48.87 | |
| Graincorp Limited | 34,714.29 | 9,828.58 | 24,885.71 | 253.20 | |
| Monadelphous Group Limited | 21,692.86 | 20,635.71 | 1,057.15 | 5.12 | |
| Orica Limited | 8,910.00 | 5,167.50 | 3,742.50 | 72.42 | |
| Origin Energy Limited | 15,182.94 | 7,775.00 | 7,407.94 | 95.28 | |
| Ridley Corporation Limited | 20,142.85 | 15,799.90 | 4,342.95 | 27.49 | |
| Senex Energy Limited | 0.00 | 10,772.10 | -10,772.10 | 100.00 | |
| Tassal Group Limited | 0.00 | 9,427.65 | -9,427.65 | 100.00 | |
| United Malt Group Limited | 0.00 | 4,430.00 | -4,430.00 | 100.00 | |
| Westpac Banking Corporation - Cap Note 3-Bbsw+3.05% | 1,569.85 | 4,062.31 | -2,492.46 | 61.36 | |
| Woodside Energy Group Limited | 41,880.06 | 0.00 | 41,880.06 | 100.00 | |
| Woodside Petroleum Ltd | 0.00 | 22,163.56 | -22,163.56 | 100.00 | |
| Foreign Income | 13,946.47 | 9,050.23 | 4,896.24 | 54.10 | |
| Foreign Dividend | 13,946.47 | 9,050.23 | 4,896.24 | 54.10 | |
| Shares in Listed Companies | 13,946.47 | 9,050.23 | 4,896.24 | 54.10 | |
| Fletcher Building Limited | 13,946.47 | 9,050.23 | 4,896.24 | 54.10 | |

| Income | 2023 | 2022 | Change (\$) | Change (%) | |
|---|------------|------------|-------------|------------|--|
| Interest | 81,390.85 | 15,866.75 | 65,524.10 | 412.96 | |
| Cash At Bank | 60,374.90 | 2,017.93 | 58,356.97 | 2,891.92 | WP-1 |
| Cash at Bank - ANZ Cash Investment | 0.29 | 1,020.14 | -1,019.85 | 99.97 | |
| Cash at Bank - ANZ Negotiator | 60,374.61 | 997.79 | 59,376.82 | 5,950.83 | |
| Other Fixed Interest Securities | 21,015.95 | 13,848.82 | 7,167.13 | 51.75 | |
| Qube Holdings Limited - Hybrid 3-Bbsw+3.90% | 21,015.95 | 13,848.82 | 7,167.13 | 51.75 | |
| Other Income | 957.73 | 0.00 | 957.73 | 100.00 | WP-1 |
| ATO Interest Payments | 957.73 | 0.00 | 957.73 | 100.00 | |
| Total Income | 677,682.37 | 521,270.60 | 156,411.77 | 30.01 | |
| Expenses | 2023 | 2022 | Change (\$) | Change (%) | |
| Other Expenses | 1,691.60 | 2.60 | 1,689.00 | 64,961.54 | |
| Accountancy Fee | 1,100.00 | 0.00 | 1,100.00 | 100.00 | WP-1 |
| Auditor Fee | 330.00 | 0.00 | 330.00 | 100.00 | WP-1 |
| Bank Fees | 2.60 | 2.60 | 0.00 | 0.00 | |
| Cash At Bank | 2.60 | 2.60 | 0.00 | 0.00 | |
| Cash at Bank - ANZ Negotiator | 2.60 | 2.60 | 0.00 | 0.00 | |
| SMSF Supervisory Levy | 259.00 | 0.00 | 259.00 | 100.00 | |
| Total Expenses | 1,691.60 | 2.60 | 1,689.00 | 64,961.54 | |
| Income Tax | 2023 | 2022 | Change (\$) | Change (%) | |
| Income Tax Expense | 77,533.80 | 117,450.00 | -39,916.20 | 33.99 | WP-1 WP-2 |

| Income Tax | 2023 | 2022 | Change (\$) | Change (%) | |
|------------------------|------------|------------|-------------|------------|--|
| Income Tax Expense | 77,533.80 | 117,450.00 | -39,916.20 | 33.99 | |
| Total Income Tax | 77,533.80 | 117,450.00 | -39,916.20 | 33.99 | |
| Net Profit(Loss) Total | 598,456.97 | 403,818.00 | | | |

Market Value

| Current Status : Good to Go Prior Status : N/A | | | | | Prepared By : N/A | Reviewed By : N/A |
|---|---|--------------|------------|--------------|-------------------|-------------------|
| Security Code | Security Name | Source Price | Units | Market Price | Market Value | |
| SECURITY | | | | | | |
| AAC | Australian Agricultural Company Limited | 1.46 | 155,563.00 | 1.46 | 227,121.98 | |
| BIS | Bisalloy Steel Group Limited | 1.78 | 190,031.00 | 1.78 | 338,255.18 | |
| BLD | Boral Limited | 4.03 | 35,000.00 | 4.03 | 141,050.00 | |
| CDA | Codan Limited | 8.03 | 49,000.00 | 8.03 | 393,470.00 | |
| CSR | CSR Limited | 5.19 | 52,000.00 | 5.19 | 269,880.00 | |
| CWP | Cedar Woods Properties Limited | 5.03 | 78,900.00 | 5.03 | 396,867.00 | |
| DOW | Downer Edi Limited | 4.11 | 62,943.00 | 4.11 | 258,695.73 | |
| ELD | Elders Limited | 6.58 | 53,400.00 | 6.58 | 351,372.00 | |
| FBU | Fletcher Building Limited | 5.00 | 40,500.00 | 5.00 | 202,500.00 | |
| GNC | Graincorp Limited | 7.83 | 51,000.00 | 7.83 | 399,330.00 | |
| MIN | Mineral Resources Limited | 71.43 | 1,050.00 | 71.43 | 75,001.50 | |
| MND | Monadelphous Group Limited | 11.72 | 30,500.00 | 11.72 | 357,460.00 | |
| ORG | Origin Energy Limited | 8.41 | 31,500.00 | 8.41 | 264,915.00 | |
| ORI | Orica Limited | 14.83 | 24,000.00 | 14.83 | 355,920.00 | |
| QUBHA | Qube Holdings Limited - Hybrid 3-Bbsw+3.90% | 100.60 | 3,528.00 | 100.60 | 354,916.80 | |
| RFF | Rural Funds Group | 1.76 | 262,742.00 | 1.76 | 463,739.63 | |
| RIC | Ridley Corporation Limited | 2.00 | 172,500.00 | 2.00 | 345,000.00 | |

| | | | | Current Status : Good to Go Prior Status : N/A | | Prepared By : N/A | Reviewed By : N/A |
|--|-----|-------------------------------|-------|---|-------|-------------------|-------------------|
| | SGP | Stockland | 4.03 | 111,500.00 | 4.03 | 449,345.00 | |
| | UMG | United Malt Group Limited | 4.40 | 80,000.00 | 4.40 | 352,000.00 | |
| | WDS | Woodside Energy Group Limited | 34.44 | 9,129.00 | 34.44 | 314,402.76 | |

Preservation Components for Member above 65

| | | | | Current Status : Good to Go Prior Status : N/A | Prepared By : N/A | Reviewed By : N/A |
|---|--------------|--------------|------------------|---|-----------------------------------|-------------------|
| | Account Name | Account Type | Preserved Amount | Restricted Non-Preserved Amount | Unrestricted Non-Preserved Amount | |
| Ms Wai Kenrick (Age: 70 at 30/06/2023) | | | | | | |
| | Accumulation | Accumulation | 0.00 | 0.00 | 4,239,831.68 | |
| Mr Robert Kenrick (Age: 75 at 30/06/2023) | | | | | | |
| | Accumulation | Accumulation | 0.00 | 0.00 | 4,571,739.08 | |

Lump Sum Payment - Good to Go

Great news! After review there is nothing that requires your attention.

Tax Component Verification (Accumulation)

| | | Current Status : Good to Go Prior Status : N/A | Prepared By : N/A | Reviewed By : N/A |
|---|--------------|---|----------------------------|------------------------------|
| | Account Name | | Prior Year Tax Free Amount | Current Year Tax Free Amount |
| Ms Wai Kenrick (Age: 70 at 30/06/2023) | | | | |
| | Accumulation | | 2,264,291.59 | 2,264,291.59 |
| Mr Robert Kenrick (Age: 75 at 30/06/2023) | | | | |
| | Accumulation | | 2,475,645.76 | 2,475,645.76 |

Work Test - Good to Go

Great news! After review there is nothing that requires your attention.

Contribution Cap Limit



| | | Current Status : Good to Go Prior Status : N/A | Prepared By : N/A | Reviewed By : N/A |
|---|------------------------------------|---|-------------------|-------------------|
| Current Year Contributions | | | Concessional | Non-Concessional |
| <p>Mr Robert Kenrick Date of Birth: 03/03/1948 (Age: 74 at 30/06/2023)</p> | | | | |
| | Caps | | 27,500.00 | 0.00 |
| | Cumulative available unused cap | | 0.00 | 0.00 |
| | Maximum cap available | | 27,500.00 | 0.00 |
| | Contributions made (to this fund) | | 0.00 | 0.00 |
| | Contributions made (to other fund) | | 0.00 | 0.00 |
| | Contributions as allocated | | 0.00 | 0.00 |
| | Amount above caps | | 0.00 | 0.00 |
| <p>Ms Wai Kenrick Date of Birth: 29/10/1952 (Age: 69 at 30/06/2023)</p> | | | | |
| | Caps | | 27,500.00 | 0.00 |
| | Cumulative available unused cap | | 0.00 | 0.00 |
| | Maximum cap available | | 27,500.00 | 0.00 |
| | Contributions made (to this fund) | | 0.00 | 0.00 |
| | Contributions made (to other fund) | | 0.00 | 0.00 |
| | Contributions as allocated | | 0.00 | 0.00 |
| | Amount above caps | | 0.00 | 0.00 |

Negative Balance - Good to Go

Great news! After review there is nothing that requires your attention.

Contra Bank Entries

| | | | | Current Status : Good to Go Prior Status : Warning | Prepared By : N/A | Reviewed By : N/A |
|---|------------|--|------------|---|-------------------|-------------------|
| | Date | Description | Debits | Credits | Balance | |
| Cash at Bank - ANZ Cash Investment | | | | | | |
| 🚩 | 07/07/2022 | TRANSFER 828549 FRO | 0.00 | 70,000.00 | 117,521.09 | |
| 🚩 | 28/09/2022 | TRANSFER 309462 FRO | 0.00 | 142,000.00 | 277,366.65 | |
| 🚩 | 16/11/2022 | TRANSFER 712697 FRO | 0.00 | 284,000.00 | 366,128.34 | |
| 🚩 | 13/01/2023 | Wdl TRANSFER TO NOM AC | 25,000.00 | 0.00 | 37,344.77 | |
| 🚩 | 16/01/2023 | Wdl TRANSFER TO NOM AC | 35,000.00 | 0.00 | 19,284.97 | |
| 🚩 | 24/04/2023 | Wdl TRANSFER TO NOM AC | 100,000.00 | 0.00 | 36,612.52 | |
| 🚩 | 26/06/2023 | TRANSFER 752907 FRO | 0.00 | 100,000.00 | 111,375.46 | |
| Cash at Bank - ANZ Negotiator | | | | | | |
| 🚩 | 28/09/2022 | ANZ INTERNET BANKING FUNDS TFER TRANSFER 309462 TO 012012492072325 | 142,000.00 | 0.00 | 2,098,662.08 | |
| 🚩 | 16/11/2022 | ANZ INTERNET BANKING FUNDS TFER TRANSFER 712697 TO 012012492072325 | 284,000.00 | 0.00 | 1,898,683.53 | |
| 🚩 | 29/11/2022 | ANZ INTERNET BANKING BPAY TAX OFFICE PAYMENT {660107} | 50,000.00 | 0.00 | 2,130,910.98 | |
| 🚩 | 13/01/2023 | TRANSFER FROM CMC MARKETS STOC 23963726 | 0.00 | 25,000.00 | 2,176,668.13 | |
| 🚩 | 16/01/2023 | TRANSFER FROM CMC MARKETS STOC 23981347 | 0.00 | 35,000.00 | 2,211,668.13 | |
| 🚩 | 15/03/2023 | ANZ INTERNET BANKING FUNDS TFER TRANSFER 643600 TO 012012492072325 | 70,000.00 | 0.00 | 2,180,790.65 | |
| 🚩 | 24/04/2023 | TRANSFER FROM CMC MARKETS STOC 25191465 | 0.00 | 100,000.00 | 2,315,881.69 | |

| | | | Current Status : Good to Go Prior Status : Warning | Prepared By : N/A | Reviewed By : N/A |
|---|------------|---|---|-------------------|-------------------|
|  | 08/05/2023 | TRANSFER FROM CMC MARKETS STOC 25345479 | 0.00 | 50,000.00 | 2,397,702.58 |
|  | 26/06/2023 | ANZ INTERNET BANKING FUNDS TFER TRANSFER 752907 TO 012012492072325 | 100,000.00 | 0.00 | 2,324,394.37 |

Income Comparison

| Current Status : Good to Go Prior Status : Warning | | | | | Prepared By : N/A | Reviewed By : N/A |
|---|--------------|--------------|-----------------|------------------|---------------------------|-------------------|
| Date | Income Type | Total Income | Franking Credit | Estimated Income | Estimated Franking Credit | |
| RFF : Rural Funds Group (ASX:RFF) | | | | | | |
| 29/09/2022 | Distribution | 5,402.90 | 0.00 | 5,402.90 | 216.50 | |
| 29/12/2022 | Distribution | 5,696.15 | 0.00 | 5,696.15 | 228.25 | |
| 30/03/2023 | Distribution | 6,282.65 | 0.00 | 6,282.65 | 251.75 | |
| 29/06/2023 | Distribution | 6,984.47 | 0.00 | 7,704.91 | 308.75 | |
| CWP : Cedar Woods Properties Limited (ASX:CWP) | | | | | | |
| 28/10/2022 | Dividend | 11,730.65 | 5,027.42 | 11,730.64 | 5,027.42 | |

Benefits Paid to Member < 60 - Good to Go

Great news! After review there is nothing that requires your attention.

Retirement Condition - Good to Go

Great news! After review there is nothing that requires your attention.

Pension Limit - Not Applicable

The system did not find any data to process.

Tax Effective Allocation of Pension Payment (Member Level) - Not Applicable

The system did not find any data to process.

Preservation Components - Not Applicable

The system did not find any data to process.

Tax Component Verification (Pension) - Not Applicable

The system did not find any data to process.

Tax Effective Allocation of Pension Payment (Pension Account Level) - Not Applicable

The system did not find any data to process.

General Ledger

| Date | Description | Quantity | Debits | Credits | Balance |
|--|------------------------------|----------|----------|-----------|-----------|
| Investment Gains / Realised Capital Gains / Shares in Listed Companies / Bisalloy Steel Group Limited | | | | | |
| 01/07/2022 | Opening Balance | 0.00 | 0.00 | 0.00 | 0.00 |
| 12/09/2022 | BIS Listed Security Disposal | 0.00 | 0.00 | 8,119.75 | 8,119.75 |
| 15/09/2022 | BIS Listed Security Disposal | 0.00 | 0.00 | 26,487.69 | 34,607.44 |
| 16/09/2022 | BIS Listed Security Disposal | 0.00 | 0.00 | 9,275.06 | 43,882.50 |
| 19/09/2022 | BIS Listed Security Disposal | 0.00 | 0.00 | 18,800.12 | 62,682.62 |
| 05/10/2022 | BIS Listed Security Disposal | 0.00 | 0.00 | 7,776.69 | 70,459.31 |
| 30/06/2023 | Closing Balance | 0.00 | 0.00 | 0.00 | 70,459.31 |
| Investment Gains / Realised Capital Gains / Shares in Listed Companies / Cedar Woods Properties Limited | | | | | |
| 01/07/2022 | Opening Balance | 0.00 | 0.00 | 0.00 | 0.00 |
| 13/02/2023 | CWP Listed Security Disposal | 0.00 | 5.81 | 0.00 | 5.81 |
| 19/04/2023 | CWP Listed Security Disposal | 0.00 | 1,929.98 | 0.00 | 1,935.79 |
| 02/05/2023 | CWP Listed Security Disposal | 0.00 | 462.32 | 0.00 | 2,398.11 |
| 04/05/2023 | CWP Listed Security Disposal | 0.00 | 1,287.06 | 0.00 | 3,685.17 |
| 12/05/2023 | CWP Listed Security Disposal | 0.00 | 185.70 | 0.00 | 3,870.87 |
| 30/06/2023 | CWP Listed Security Disposal | 0.00 | 215.70 | 0.00 | 4,086.57 |
| 30/06/2023 | Closing Balance | 0.00 | 0.00 | 0.00 | 4,086.57 |
| Investment Gains / Realised Capital Gains / Shares in Listed Companies / Codan Limited | | | | | |
| 01/07/2022 | Opening Balance | 0.00 | 0.00 | 0.00 | 0.00 |

| Date | Description | Quantity | Debits | Credits | Balance |
|------------|------------------------------|----------|-----------|-----------|------------|
| 21/07/2022 | CDA Listed Security Disposal | 0.00 | 0.00 | 15,985.30 | 15,985.30 |
| 22/07/2022 | CDA Listed Security Disposal | 0.00 | 0.00 | 11,589.07 | 27,574.37 |
| 12/01/2023 | CDA Listed Security Disposal | 0.00 | 6,384.69 | 0.00 | 21,189.68 |
| 13/01/2023 | CDA Listed Security Disposal | 0.00 | 19,292.42 | 0.00 | 1,897.26 |
| 18/01/2023 | CDA Listed Security Disposal | 0.00 | 40,954.38 | 0.00 | 39,057.12 |
| 24/01/2023 | CDA Listed Security Disposal | 0.00 | 47,380.24 | 0.00 | 86,437.36 |
| 25/01/2023 | CDA Listed Security Disposal | 0.00 | 8,359.70 | 0.00 | 94,797.06 |
| 02/02/2023 | CDA Listed Security Disposal | 0.00 | 3,204.85 | 0.00 | 98,001.91 |
| 03/02/2023 | CDA Listed Security Disposal | 0.00 | 626.53 | 0.00 | 98,628.44 |
| 16/02/2023 | CDA Listed Security Disposal | 0.00 | 2,558.32 | 0.00 | 101,186.76 |
| 20/02/2023 | CDA Listed Security Disposal | 0.00 | 2,987.35 | 0.00 | 104,174.11 |
| 11/04/2023 | CDA Listed Security Disposal | 0.00 | 2,917.35 | 0.00 | 107,091.46 |
| 13/04/2023 | CDA Listed Security Disposal | 0.00 | 4,997.48 | 0.00 | 112,088.94 |
| 14/04/2023 | CDA Listed Security Disposal | 0.00 | 3,422.38 | 0.00 | 115,511.32 |
| 17/04/2023 | CDA Listed Security Disposal | 0.00 | 5,288.80 | 0.00 | 120,800.12 |
| 19/04/2023 | CDA Listed Security Disposal | 0.00 | 549.87 | 0.00 | 121,349.99 |
| 20/04/2023 | CDA Listed Security Disposal | 0.00 | 1,510.23 | 0.00 | 122,860.22 |
| 24/04/2023 | CDA Listed Security Disposal | 0.00 | 192.25 | 0.00 | 123,052.47 |
| 28/04/2023 | CDA Listed Security Disposal | 0.00 | 0.00 | 882.41 | 122,170.06 |
| 02/05/2023 | CDA Listed Security Disposal | 0.00 | 0.00 | 650.12 | 121,519.94 |

| Date | Description | Quantity | Debits | Credits | Balance |
|---|------------------------------|----------|--------|-----------|------------|
| 10/05/2023 | CDA Listed Security Disposal | 0.00 | 0.00 | 710.13 | 120,809.81 |
| 15/05/2023 | CDA Listed Security Disposal | 0.00 | 0.00 | 1,170.12 | 119,639.69 |
| 16/05/2023 | CDA Listed Security Disposal | 0.00 | 0.00 | 1,240.13 | 118,399.56 |
| 16/06/2023 | CDA Listed Security Disposal | 0.00 | 0.00 | 1,620.12 | 116,779.44 |
| 30/06/2023 | CDA Listed Security Disposal | 0.00 | 0.00 | 1,760.13 | 115,019.31 |
| 30/06/2023 | Closing Balance | 0.00 | 0.00 | 0.00 | 115,019.31 |
| Investment Gains / Realised Capital Gains / Shares in Listed Companies / Elders Limited | | | | | |
| 01/07/2022 | Opening Balance | 0.00 | 0.00 | 0.00 | 0.00 |
| 14/09/2022 | ELD Listed Security Disposal | 0.00 | 0.00 | 35,376.31 | 35,376.31 |
| 12/10/2022 | ELD Listed Security Disposal | 0.00 | 0.00 | 8,435.66 | 43,811.97 |
| 15/12/2022 | ELD Listed Security Disposal | 0.00 | 0.00 | 6,295.65 | 50,107.62 |
| 16/01/2023 | ELD Listed Security Disposal | 0.00 | 0.00 | 5,995.66 | 56,103.28 |
| 28/02/2023 | ELD Listed Security Disposal | 0.00 | 0.00 | 5,185.65 | 61,288.93 |
| 30/06/2023 | Closing Balance | 0.00 | 0.00 | 0.00 | 61,288.93 |
| Investment Gains / Realised Capital Gains / Shares in Listed Companies / Graincorp Limited | | | | | |
| 01/07/2022 | Opening Balance | 0.00 | 0.00 | 0.00 | 0.00 |
| 14/02/2023 | GNC Listed Security Disposal | 0.00 | 0.00 | 3,345.35 | 3,345.35 |
| 16/02/2023 | GNC Listed Security Disposal | 0.00 | 0.00 | 7,398.91 | 10,744.26 |
| 20/02/2023 | GNC Listed Security Disposal | 0.00 | 0.00 | 4,441.03 | 15,185.29 |
| 12/05/2023 | GNC Listed Security Disposal | 0.00 | 0.00 | 12,432.10 | 27,617.39 |

| Date | Description | Quantity | Debits | Credits | Balance |
|--|------------------------------|----------|----------|----------|-----------|
| 28/06/2023 | GNC Listed Security Disposal | 0.00 | 0.00 | 4,506.33 | 32,123.72 |
| 30/06/2023 | Closing Balance | 0.00 | 0.00 | 0.00 | 32,123.72 |
| Investment Gains / Realised Capital Gains / Shares in Listed Companies / Monadelphous Group Limited | | | | | |
| 01/07/2022 | Opening Balance | 0.00 | 0.00 | 0.00 | 0.00 |
| 30/08/2022 | MND Listed Security Disposal | 0.00 | 2,086.22 | 0.00 | 2,086.22 |
| 12/09/2022 | MND Listed Security Disposal | 0.00 | 0.00 | 2,000.10 | 86.12 |
| 05/10/2022 | MND Listed Security Disposal | 0.00 | 0.00 | 1,170.08 | 1,083.96 |
| 14/11/2022 | MND Listed Security Disposal | 0.00 | 0.00 | 3,657.26 | 4,741.22 |
| 14/02/2023 | MND Listed Security Disposal | 0.00 | 0.00 | 2,683.49 | 7,424.71 |
| 10/05/2023 | MND Listed Security Disposal | 0.00 | 0.00 | 4,106.88 | 11,531.59 |
| 30/06/2023 | Closing Balance | 0.00 | 0.00 | 0.00 | 11,531.59 |
| Investment Gains / Realised Capital Gains / Shares in Listed Companies / Orica Limited | | | | | |
| 01/07/2022 | Opening Balance | 0.00 | 0.00 | 0.00 | 0.00 |
| 11/10/2022 | ORI Listed Security Disposal | 0.00 | 9,951.74 | 0.00 | 9,951.74 |
| 12/10/2022 | ORI Listed Security Disposal | 0.00 | 3,474.90 | 0.00 | 13,426.64 |
| 14/11/2022 | ORI Listed Security Disposal | 0.00 | 5,281.56 | 0.00 | 18,708.20 |
| 15/11/2022 | ORI Listed Security Disposal | 0.00 | 5,202.86 | 0.00 | 23,911.06 |
| 14/12/2022 | ORI Listed Security Disposal | 0.00 | 5,201.62 | 0.00 | 29,112.68 |
| 10/02/2023 | ORI Listed Security Disposal | 0.00 | 5,189.80 | 0.00 | 34,302.48 |
| 14/02/2023 | ORI Listed Security Disposal | 0.00 | 2,394.90 | 0.00 | 36,697.38 |

| Date | Description | Quantity | Debits | Credits | Balance |
|--|------------------------------|----------|----------|-----------|-----------|
| 06/03/2023 | ORI Listed Security Disposal | 0.00 | 2,189.41 | 0.00 | 38,886.79 |
| 12/05/2023 | ORI Listed Security Disposal | 0.00 | 2,011.62 | 0.00 | 40,898.41 |
| 30/06/2023 | Closing Balance | 0.00 | 0.00 | 0.00 | 40,898.41 |
| Investment Gains / Realised Capital Gains / Shares in Listed Companies / Origin Energy Limited | | | | | |
| 01/07/2022 | Opening Balance | 0.00 | 0.00 | 0.00 | 0.00 |
| 27/02/2023 | ORG Listed Security Disposal | 0.00 | 0.00 | 7,857.80 | 7,857.80 |
| 19/06/2023 | ORG Listed Security Disposal | 0.00 | 0.00 | 4,265.12 | 12,122.92 |
| 30/06/2023 | Closing Balance | 0.00 | 0.00 | 0.00 | 12,122.92 |
| Investment Gains / Realised Capital Gains / Shares in Listed Companies / Ridley Corporation Limited | | | | | |
| 01/07/2022 | Opening Balance | 0.00 | 0.00 | 0.00 | 0.00 |
| 30/08/2022 | RIC Listed Security Disposal | 0.00 | 0.00 | 2,655.05 | 2,655.05 |
| 12/09/2022 | RIC Listed Security Disposal | 0.00 | 0.00 | 4,105.04 | 6,760.09 |
| 16/02/2023 | RIC Listed Security Disposal | 0.00 | 0.00 | 5,990.60 | 12,750.69 |
| 20/02/2023 | RIC Listed Security Disposal | 0.00 | 0.00 | 9,538.67 | 22,289.36 |
| 30/06/2023 | Closing Balance | 0.00 | 0.00 | 0.00 | 22,289.36 |
| Investment Gains / Realised Capital Gains / Shares in Listed Companies / Tassal Group Limited | | | | | |
| 01/07/2022 | Opening Balance | 0.00 | 0.00 | 0.00 | 0.00 |
| 24/10/2022 | TGR Listed Security Disposal | 0.00 | 0.00 | 6,108.76 | 6,108.76 |
| 21/11/2022 | TGR Takeover/Merger | 0.00 | 0.00 | 77,962.61 | 84,071.37 |
| 30/06/2023 | Closing Balance | 0.00 | 0.00 | 0.00 | 84,071.37 |

| Date | Description | Quantity | Debits | Credits | Balance |
|---|---|----------|----------|----------|----------|
| Investment Gains / Realised Capital Gains / Shares in Listed Companies / United Malt Group Limited | | | | | |
| 01/07/2022 | Opening Balance | 0.00 | 0.00 | 0.00 | 0.00 |
| 28/03/2023 | UMG Listed Security Disposal | 0.00 | 1,788.39 | 0.00 | 1,788.39 |
| 29/03/2023 | UMG Listed Security Disposal | 0.00 | 0.00 | 2,300.90 | 512.51 |
| 30/03/2023 | UMG Listed Security Disposal | 0.00 | 0.00 | 1,021.43 | 1,533.94 |
| 03/04/2023 | UMG Listed Security Disposal | 0.00 | 0.00 | 1,261.39 | 2,795.33 |
| 30/06/2023 | Closing Balance | 0.00 | 0.00 | 0.00 | 2,795.33 |
| Investment Gains / Realised Capital Gains / Shares in Listed Companies / Westpac Banking Corporation - Cap Note 3-Bbsw+3.05% | | | | | |
| 01/07/2022 | Opening Balance | 0.00 | 0.00 | 0.00 | 0.00 |
| 23/09/2022 | TRANSFER FROM WBCPE REDEM 001284797444 | 0.00 | 0.00 | 6,403.42 | 6,403.42 |
| 30/06/2023 | Closing Balance | 0.00 | 0.00 | 0.00 | 6,403.42 |
| Investment Gains / Realised Capital Gains / Shares in Listed Companies / Woodside Energy Group Limited | | | | | |
| 01/07/2022 | Opening Balance | 0.00 | 0.00 | 0.00 | 0.00 |
| 01/03/2023 | WDS Listed Security Disposal | 0.00 | 0.00 | 1,330.12 | 1,330.12 |
| 02/03/2023 | WDS Listed Security Disposal | 0.00 | 0.00 | 1,737.63 | 3,067.75 |
| 03/03/2023 | WDS Listed Security Disposal | 0.00 | 0.00 | 2,877.62 | 5,945.37 |
| 30/06/2023 | Closing Balance | 0.00 | 0.00 | 0.00 | 5,945.37 |
| Investment Gains / Realised Capital Gains / Stapled Securities / Stockland | | | | | |
| 01/07/2022 | Opening Balance | 0.00 | 0.00 | 0.00 | 0.00 |

| Date | Description | Quantity | Debits | Credits | Balance |
|--|------------------------------|----------|----------|----------|----------|
| 11/11/2022 | SGP Listed Security Disposal | 0.00 | 1,989.90 | 0.00 | 1,989.90 |
| 24/11/2022 | SGP Listed Security Disposal | 0.00 | 1,839.90 | 0.00 | 3,829.80 |
| 01/12/2022 | SGP Listed Security Disposal | 0.00 | 1,509.90 | 0.00 | 5,339.70 |
| 23/01/2023 | SGP Listed Security Disposal | 0.00 | 949.90 | 0.00 | 6,289.60 |
| 30/01/2023 | SGP Listed Security Disposal | 0.00 | 789.90 | 0.00 | 7,079.50 |
| 02/02/2023 | SGP Listed Security Disposal | 0.00 | 619.90 | 0.00 | 7,699.40 |
| 03/02/2023 | SGP Listed Security Disposal | 0.00 | 859.80 | 0.00 | 8,559.20 |
| 04/04/2023 | SGP Listed Security Disposal | 0.00 | 489.90 | 0.00 | 9,049.10 |
| 11/04/2023 | SGP Listed Security Disposal | 0.00 | 294.90 | 0.00 | 9,344.00 |
| 17/04/2023 | SGP Listed Security Disposal | 0.00 | 0.00 | 389.99 | 8,954.01 |
| 26/04/2023 | SGP Listed Security Disposal | 0.00 | 0.00 | 809.95 | 8,144.06 |
| 28/04/2023 | SGP Listed Security Disposal | 0.00 | 0.00 | 882.77 | 7,261.29 |
| 01/05/2023 | SGP Listed Security Disposal | 0.00 | 0.00 | 1,001.28 | 6,260.01 |
| 08/05/2023 | SGP Listed Security Disposal | 0.00 | 0.00 | 838.48 | 5,421.53 |
| 30/06/2023 | Closing Balance | 0.00 | 0.00 | 0.00 | 5,421.53 |
| Investment Gains / Increase in Market Value / Other Fixed Interest Securities / Qube Holdings Limited - Hybrid 3-Bbsw+3.90% | | | | | |
| 01/07/2022 | Opening Balance | 0.00 | 0.00 | 0.00 | 0.00 |
| 30/06/2023 | Market Value Adjustment | 0.00 | 6,703.20 | 0.00 | 6,703.20 |
| 30/06/2023 | Closing Balance | 0.00 | 0.00 | 0.00 | 6,703.20 |
| Investment Gains / Increase in Market Value / Shares in Listed Companies / Australian Agricultural Company Limited | | | | | |

| Date | Description | Quantity | Debits | Credits | Balance |
|--|-------------------------|----------|------------|------------|------------|
| 01/07/2022 | Opening Balance | 0.00 | 0.00 | 0.00 | 0.00 |
| 30/06/2023 | Market Value Adjustment | 0.00 | 108,894.10 | 0.00 | 108,894.10 |
| 30/06/2023 | Closing Balance | 0.00 | 0.00 | 0.00 | 108,894.10 |
| Investment Gains / Increase in Market Value / Shares in Listed Companies / Bisalloy Steel Group Limited | | | | | |
| 01/07/2022 | Opening Balance | 0.00 | 0.00 | 0.00 | 0.00 |
| 30/06/2023 | Market Value Adjustment | 0.00 | 38,085.73 | 0.00 | 38,085.73 |
| 30/06/2023 | Closing Balance | 0.00 | 0.00 | 0.00 | 38,085.73 |
| Investment Gains / Increase in Market Value / Shares in Listed Companies / Boral Limited | | | | | |
| 01/07/2022 | Opening Balance | 0.00 | 0.00 | 0.00 | 0.00 |
| 30/06/2023 | Market Value Adjustment | 0.00 | 0.00 | 50,239.16 | 50,239.16 |
| 30/06/2023 | Closing Balance | 0.00 | 0.00 | 0.00 | 50,239.16 |
| Investment Gains / Increase in Market Value / Shares in Listed Companies / Cedar Woods Properties Limited | | | | | |
| 01/07/2022 | Opening Balance | 0.00 | 0.00 | 0.00 | 0.00 |
| 30/06/2023 | Market Value Adjustment | 0.00 | 0.00 | 117,563.38 | 117,563.38 |
| 30/06/2023 | Closing Balance | 0.00 | 0.00 | 0.00 | 117,563.38 |
| Investment Gains / Increase in Market Value / Shares in Listed Companies / Codan Limited | | | | | |
| 01/07/2022 | Opening Balance | 0.00 | 0.00 | 0.00 | 0.00 |
| 30/06/2023 | Market Value Adjustment | 0.00 | 0.00 | 242,589.32 | 242,589.32 |
| 30/06/2023 | Closing Balance | 0.00 | 0.00 | 0.00 | 242,589.32 |
| Investment Gains / Increase in Market Value / Shares in Listed Companies / CSR Limited | | | | | |

| Date | Description | Quantity | Debits | Credits | Balance |
|---|-------------------------|----------|------------|-----------|------------|
| 01/07/2022 | Opening Balance | 0.00 | 0.00 | 0.00 | 0.00 |
| 30/06/2023 | Market Value Adjustment | 0.00 | 0.00 | 55,326.07 | 55,326.07 |
| 30/06/2023 | Closing Balance | 0.00 | 0.00 | 0.00 | 55,326.07 |
| Investment Gains / Increase in Market Value / Shares in Listed Companies / Downer Edi Limited | | | | | |
| 01/07/2022 | Opening Balance | 0.00 | 0.00 | 0.00 | 0.00 |
| 30/06/2023 | Market Value Adjustment | 0.00 | 18,703.96 | 0.00 | 18,703.96 |
| 30/06/2023 | Closing Balance | 0.00 | 0.00 | 0.00 | 18,703.96 |
| Investment Gains / Increase in Market Value / Shares in Listed Companies / Elders Limited | | | | | |
| 01/07/2022 | Opening Balance | 0.00 | 0.00 | 0.00 | 0.00 |
| 30/06/2023 | Market Value Adjustment | 0.00 | 291,424.91 | 0.00 | 291,424.91 |
| 30/06/2023 | Closing Balance | 0.00 | 0.00 | 0.00 | 291,424.91 |
| Investment Gains / Increase in Market Value / Shares in Listed Companies / Fletcher Building Limited | | | | | |
| 01/07/2022 | Opening Balance | 0.00 | 0.00 | 0.00 | 0.00 |
| 30/06/2023 | Market Value Adjustment | 0.00 | 0.00 | 18,478.16 | 18,478.16 |
| 30/06/2023 | Closing Balance | 0.00 | 0.00 | 0.00 | 18,478.16 |
| Investment Gains / Increase in Market Value / Shares in Listed Companies / Graincorp Limited | | | | | |
| 01/07/2022 | Opening Balance | 0.00 | 0.00 | 0.00 | 0.00 |
| 30/06/2023 | Market Value Adjustment | 0.00 | 95,182.26 | 0.00 | 95,182.26 |
| 30/06/2023 | Closing Balance | 0.00 | 0.00 | 0.00 | 95,182.26 |
| Investment Gains / Increase in Market Value / Shares in Listed Companies / Mineral Resources Limited | | | | | |

| Date | Description | Quantity | Debits | Credits | Balance |
|--|-------------------------|----------|----------|-----------|-----------|
| 01/07/2022 | Opening Balance | 0.00 | 0.00 | 0.00 | 0.00 |
| 30/06/2023 | Market Value Adjustment | 0.00 | 6,436.20 | 0.00 | 6,436.20 |
| 30/06/2023 | Closing Balance | 0.00 | 0.00 | 0.00 | 6,436.20 |
| Investment Gains / Increase in Market Value / Shares in Listed Companies / Monadelphous Group Limited | | | | | |
| 01/07/2022 | Opening Balance | 0.00 | 0.00 | 0.00 | 0.00 |
| 30/06/2023 | Market Value Adjustment | 0.00 | 0.00 | 54,741.47 | 54,741.47 |
| 30/06/2023 | Closing Balance | 0.00 | 0.00 | 0.00 | 54,741.47 |
| Investment Gains / Increase in Market Value / Shares in Listed Companies / Orica Limited | | | | | |
| 01/07/2022 | Opening Balance | 0.00 | 0.00 | 0.00 | 0.00 |
| 30/06/2023 | Market Value Adjustment | 0.00 | 0.00 | 33,710.40 | 33,710.40 |
| 30/06/2023 | Closing Balance | 0.00 | 0.00 | 0.00 | 33,710.40 |
| Investment Gains / Increase in Market Value / Shares in Listed Companies / Origin Energy Limited | | | | | |
| 01/07/2022 | Opening Balance | 0.00 | 0.00 | 0.00 | 0.00 |
| 30/06/2023 | Market Value Adjustment | 0.00 | 0.00 | 80,315.01 | 80,315.01 |
| 30/06/2023 | Closing Balance | 0.00 | 0.00 | 0.00 | 80,315.01 |
| Investment Gains / Increase in Market Value / Shares in Listed Companies / Ridley Corporation Limited | | | | | |
| 01/07/2022 | Opening Balance | 0.00 | 0.00 | 0.00 | 0.00 |
| 30/06/2023 | Market Value Adjustment | 0.00 | 0.00 | 24,017.73 | 24,017.73 |
| 30/06/2023 | Closing Balance | 0.00 | 0.00 | 0.00 | 24,017.73 |
| Investment Gains / Increase in Market Value / Shares in Listed Companies / Tassal Group Limited | | | | | |

| Date | Description | Quantity | Debits | Credits | Balance |
|---|-------------------------|----------|------------|------------|------------|
| 01/07/2022 | Opening Balance | 0.00 | 0.00 | 0.00 | 0.00 |
| 30/06/2023 | Market Value Adjustment | 0.00 | 56,636.39 | 0.00 | 56,636.39 |
| 30/06/2023 | Closing Balance | 0.00 | 0.00 | 0.00 | 56,636.39 |
| Investment Gains / Increase in Market Value / Shares in Listed Companies / United Malt Group Limited | | | | | |
| 01/07/2022 | Opening Balance | 0.00 | 0.00 | 0.00 | 0.00 |
| 30/06/2023 | Market Value Adjustment | 0.00 | 0.00 | 118,108.47 | 118,108.47 |
| 30/06/2023 | Closing Balance | 0.00 | 0.00 | 0.00 | 118,108.47 |
| Investment Gains / Increase in Market Value / Shares in Listed Companies / Westpac Banking Corporation - Cap Note 3-Bbsw+3.05% | | | | | |
| 01/07/2022 | Opening Balance | 0.00 | 0.00 | 0.00 | 0.00 |
| 30/06/2023 | Market Value Adjustment | 0.00 | 6,026.42 | 0.00 | 6,026.42 |
| 30/06/2023 | Closing Balance | 0.00 | 0.00 | 0.00 | 6,026.42 |
| Investment Gains / Increase in Market Value / Shares in Listed Companies / Woodside Energy Group Limited | | | | | |
| 01/07/2022 | Opening Balance | 0.00 | 0.00 | 0.00 | 0.00 |
| 30/06/2023 | Market Value Adjustment | 0.00 | 0.00 | 15,263.63 | 15,263.63 |
| 30/06/2023 | Closing Balance | 0.00 | 0.00 | 0.00 | 15,263.63 |
| Investment Gains / Increase in Market Value / Stapled Securities / Rural Funds Group | | | | | |
| 01/07/2022 | Opening Balance | 0.00 | 0.00 | 0.00 | 0.00 |
| 30/06/2023 | Market Value Adjustment | 0.00 | 154,759.09 | 0.00 | 154,759.09 |
| 30/06/2023 | Closing Balance | 0.00 | 0.00 | 0.00 | 154,759.09 |
| Investment Gains / Increase in Market Value / Stapled Securities / Stockland | | | | | |

| Date | Description | Quantity | Debits | Credits | Balance |
|---|------------------------------|------------|-----------|-----------|-----------|
| 01/07/2022 | Opening Balance | 0.00 | 0.00 | 0.00 | 0.00 |
| 30/06/2023 | Market Value Adjustment | 0.00 | 0.00 | 71,842.08 | 71,842.08 |
| 30/06/2023 | Closing Balance | 0.00 | 0.00 | 0.00 | 71,842.08 |
| Investment Gains / Disposal Suspense / Shares in Listed Companies / Bisalloy Steel Group Limited | | | | | |
| 01/07/2022 | Opening Balance | 0.00 | 0.00 | 0.00 | 0.00 |
| 12/09/2022 | BIS Listed Security Disposal | 762.00 | 0.00 | 1,541.85 | 1,541.85 |
| 12/09/2022 | BIS Listed Security Disposal | 4,238.00 | 0.00 | 8,578.19 | 10,120.04 |
| 12/09/2022 | BIS Listed Security Disposal | -5,000.00 | 10,120.04 | 0.00 | 0.00 |
| 15/09/2022 | BIS Listed Security Disposal | 5,000.00 | 0.00 | 10,280.05 | 10,280.05 |
| 15/09/2022 | BIS Listed Security Disposal | 5,000.00 | 0.00 | 10,980.05 | 21,260.10 |
| 15/09/2022 | BIS Listed Security Disposal | 5,000.00 | 0.00 | 11,230.05 | 32,490.15 |
| 15/09/2022 | BIS Listed Security Disposal | -15,000.00 | 32,490.15 | 0.00 | 0.00 |
| 16/09/2022 | BIS Listed Security Disposal | 5,000.00 | 0.00 | 11,280.05 | 11,280.05 |
| 16/09/2022 | BIS Listed Security Disposal | -5,000.00 | 11,280.05 | 0.00 | 0.00 |
| 19/09/2022 | BIS Listed Security Disposal | 5,000.00 | 0.00 | 11,330.05 | 11,330.05 |
| 19/09/2022 | BIS Listed Security Disposal | 5,000.00 | 0.00 | 11,480.05 | 22,810.10 |
| 19/09/2022 | BIS Listed Security Disposal | -10,000.00 | 22,810.10 | 0.00 | 0.00 |
| 05/10/2022 | BIS Listed Security Disposal | 4,000.00 | 0.00 | 9,380.05 | 9,380.05 |
| 05/10/2022 | BIS Listed Security Disposal | -4,000.00 | 9,380.05 | 0.00 | 0.00 |
| 30/06/2023 | Closing Balance | 0.00 | 0.00 | 0.00 | 0.00 |

| Date | Description | Quantity | Debits | Credits | Balance |
|---|------------------------------|-----------|-----------|-----------|-----------|
| Investment Gains / Disposal Suspense / Shares in Listed Companies / Cedar Woods Properties Limited | | | | | |
| 01/07/2022 | Opening Balance | 0.00 | 0.00 | 0.00 | 0.00 |
| 13/02/2023 | CWP Listed Security Disposal | 1.00 | 0.00 | 0.00 | 0.00 |
| 13/02/2023 | CWP Listed Security Disposal | -1.00 | 0.00 | 0.00 | 0.00 |
| 19/04/2023 | CWP Listed Security Disposal | 2,000.00 | 0.00 | 9,690.10 | 9,690.10 |
| 19/04/2023 | CWP Listed Security Disposal | -2,000.00 | 9,690.10 | 0.00 | 0.00 |
| 02/05/2023 | CWP Listed Security Disposal | 520.00 | 0.00 | 2,564.10 | 2,564.10 |
| 02/05/2023 | CWP Listed Security Disposal | -520.00 | 2,564.10 | 0.00 | 0.00 |
| 04/05/2023 | CWP Listed Security Disposal | 1,480.00 | 0.00 | 7,326.00 | 7,326.00 |
| 04/05/2023 | CWP Listed Security Disposal | -1,480.00 | 7,326.00 | 0.00 | 0.00 |
| 12/05/2023 | CWP Listed Security Disposal | 1,000.00 | 0.00 | 5,040.10 | 5,040.10 |
| 12/05/2023 | CWP Listed Security Disposal | -1,000.00 | 5,040.10 | 0.00 | 0.00 |
| 30/06/2023 | CWP Listed Security Disposal | 1,000.00 | 0.00 | 5,010.10 | 5,010.10 |
| 30/06/2023 | CWP Listed Security Disposal | -1,000.00 | 5,010.10 | 0.00 | 0.00 |
| 30/06/2023 | Closing Balance | 0.00 | 0.00 | 0.00 | 0.00 |
| Investment Gains / Disposal Suspense / Shares in Listed Companies / Codan Limited | | | | | |
| 01/07/2022 | Opening Balance | 0.00 | 0.00 | 0.00 | 0.00 |
| 21/07/2022 | CDA Listed Security Disposal | 2,500.00 | 0.00 | 20,627.28 | 20,627.28 |
| 21/07/2022 | CDA Listed Security Disposal | -2,500.00 | 20,627.28 | 0.00 | 0.00 |
| 22/07/2022 | CDA Listed Security Disposal | 2,000.00 | 0.00 | 16,920.05 | 16,920.05 |

| Date | Description | Quantity | Debits | Credits | Balance |
|------------|------------------------------|-----------|-----------|-----------|-----------|
| 22/07/2022 | CDA Listed Security Disposal | -2,000.00 | 16,920.05 | 0.00 | 0.00 |
| 12/01/2023 | CDA Listed Security Disposal | 2,000.00 | 0.00 | 8,390.10 | 8,390.10 |
| 12/01/2023 | CDA Listed Security Disposal | 2,000.00 | 0.00 | 8,550.10 | 16,940.20 |
| 12/01/2023 | CDA Listed Security Disposal | -4,000.00 | 16,940.20 | 0.00 | 0.00 |
| 13/01/2023 | CDA Listed Security Disposal | 2,000.00 | 0.00 | 8,770.10 | 8,770.10 |
| 13/01/2023 | CDA Listed Security Disposal | -2,000.00 | 8,770.10 | 0.00 | 0.00 |
| 18/01/2023 | CDA Listed Security Disposal | 2,000.00 | 0.00 | 9,210.10 | 9,210.10 |
| 18/01/2023 | CDA Listed Security Disposal | 2,000.00 | 0.00 | 9,230.10 | 18,440.20 |
| 18/01/2023 | CDA Listed Security Disposal | 2,000.00 | 0.00 | 9,360.10 | 27,800.30 |
| 18/01/2023 | CDA Listed Security Disposal | -6,000.00 | 27,800.30 | 0.00 | 0.00 |
| 24/01/2023 | CDA Listed Security Disposal | 1,500.00 | 0.00 | 7,794.08 | 7,794.08 |
| 24/01/2023 | CDA Listed Security Disposal | 1,500.00 | 0.00 | 7,865.10 | 15,659.18 |
| 24/01/2023 | CDA Listed Security Disposal | 2,000.00 | 0.00 | 9,590.10 | 25,249.28 |
| 24/01/2023 | CDA Listed Security Disposal | 4,000.00 | 0.00 | 20,544.58 | 45,793.86 |
| 24/01/2023 | CDA Listed Security Disposal | -9,000.00 | 45,793.86 | 0.00 | 0.00 |
| 25/01/2023 | CDA Listed Security Disposal | 1,000.00 | 0.00 | 5,420.10 | 5,420.10 |
| 25/01/2023 | CDA Listed Security Disposal | 1,500.00 | 0.00 | 8,045.10 | 13,465.20 |
| 25/01/2023 | CDA Listed Security Disposal | -2,500.00 | 13,465.20 | 0.00 | 0.00 |
| 02/02/2023 | CDA Listed Security Disposal | 1,000.00 | 0.00 | 5,540.10 | 5,540.10 |
| 02/02/2023 | CDA Listed Security Disposal | -1,000.00 | 5,540.10 | 0.00 | 0.00 |

| Date | Description | Quantity | Debits | Credits | Balance |
|------------|------------------------------|-----------|-----------|-----------|-----------|
| 03/02/2023 | CDA Listed Security Disposal | 188.00 | 0.00 | 1,041.02 | 1,041.02 |
| 03/02/2023 | CDA Listed Security Disposal | -188.00 | 1,041.02 | 0.00 | 0.00 |
| 16/02/2023 | CDA Listed Security Disposal | 812.00 | 0.00 | 4,539.08 | 4,539.08 |
| 16/02/2023 | CDA Listed Security Disposal | -812.00 | 4,539.08 | 0.00 | 0.00 |
| 20/02/2023 | CDA Listed Security Disposal | 1,000.00 | 0.00 | 5,720.10 | 5,720.10 |
| 20/02/2023 | CDA Listed Security Disposal | -1,000.00 | 5,720.10 | 0.00 | 0.00 |
| 11/04/2023 | CDA Listed Security Disposal | 1,000.00 | 0.00 | 5,850.10 | 5,850.10 |
| 11/04/2023 | CDA Listed Security Disposal | -1,000.00 | 5,850.10 | 0.00 | 0.00 |
| 13/04/2023 | CDA Listed Security Disposal | 2,000.00 | 0.00 | 12,152.40 | 12,152.40 |
| 13/04/2023 | CDA Listed Security Disposal | -2,000.00 | 12,152.40 | 0.00 | 0.00 |
| 14/04/2023 | CDA Listed Security Disposal | 2,000.00 | 0.00 | 12,812.51 | 12,812.51 |
| 14/04/2023 | CDA Listed Security Disposal | -2,000.00 | 12,812.51 | 0.00 | 0.00 |
| 17/04/2023 | CDA Listed Security Disposal | 2,000.00 | 0.00 | 12,591.00 | 12,591.00 |
| 17/04/2023 | CDA Listed Security Disposal | 2,000.00 | 0.00 | 12,690.10 | 25,281.10 |
| 17/04/2023 | CDA Listed Security Disposal | -4,000.00 | 25,281.10 | 0.00 | 0.00 |
| 19/04/2023 | CDA Listed Security Disposal | 1,000.00 | 0.00 | 6,520.10 | 6,520.10 |
| 19/04/2023 | CDA Listed Security Disposal | -1,000.00 | 6,520.10 | 0.00 | 0.00 |
| 20/04/2023 | CDA Listed Security Disposal | 2,000.00 | 0.00 | 13,529.85 | 13,529.85 |
| 20/04/2023 | CDA Listed Security Disposal | 2,000.00 | 0.00 | 13,549.82 | 27,079.67 |
| 20/04/2023 | CDA Listed Security Disposal | -4,000.00 | 27,079.67 | 0.00 | 0.00 |

| Date | Description | Quantity | Debits | Credits | Balance |
|---|------------------------------|-----------|-----------|-----------|-----------|
| 24/04/2023 | CDA Listed Security Disposal | 1,000.00 | 0.00 | 6,890.10 | 6,890.10 |
| 24/04/2023 | CDA Listed Security Disposal | 1,000.00 | 0.00 | 6,950.10 | 13,840.20 |
| 24/04/2023 | CDA Listed Security Disposal | -2,000.00 | 13,840.20 | 0.00 | 0.00 |
| 28/04/2023 | CDA Listed Security Disposal | 2,000.00 | 0.00 | 14,349.85 | 14,349.85 |
| 28/04/2023 | CDA Listed Security Disposal | -2,000.00 | 14,349.85 | 0.00 | 0.00 |
| 02/05/2023 | CDA Listed Security Disposal | 1,000.00 | 0.00 | 7,310.10 | 7,310.10 |
| 02/05/2023 | CDA Listed Security Disposal | -1,000.00 | 7,310.10 | 0.00 | 0.00 |
| 10/05/2023 | CDA Listed Security Disposal | 1,000.00 | 0.00 | 7,370.10 | 7,370.10 |
| 10/05/2023 | CDA Listed Security Disposal | -1,000.00 | 7,370.10 | 0.00 | 0.00 |
| 15/05/2023 | CDA Listed Security Disposal | 1,000.00 | 0.00 | 7,510.10 | 7,510.10 |
| 15/05/2023 | CDA Listed Security Disposal | -1,000.00 | 7,510.10 | 0.00 | 0.00 |
| 16/05/2023 | CDA Listed Security Disposal | 1,000.00 | 0.00 | 7,580.10 | 7,580.10 |
| 16/05/2023 | CDA Listed Security Disposal | -1,000.00 | 7,580.10 | 0.00 | 0.00 |
| 16/06/2023 | CDA Listed Security Disposal | 1,000.00 | 0.00 | 7,870.10 | 7,870.10 |
| 16/06/2023 | CDA Listed Security Disposal | -1,000.00 | 7,870.10 | 0.00 | 0.00 |
| 30/06/2023 | CDA Listed Security Disposal | 1,000.00 | 0.00 | 8,010.10 | 8,010.10 |
| 30/06/2023 | CDA Listed Security Disposal | -1,000.00 | 8,010.10 | 0.00 | 0.00 |
| 30/06/2023 | Closing Balance | 0.00 | 0.00 | 0.00 | 0.00 |
| Investment Gains / Disposal Suspense / Shares in Listed Companies / Elders Limited | | | | | |
| 01/07/2022 | Opening Balance | 0.00 | 0.00 | 0.00 | 0.00 |

| Date | Description | Quantity | Debits | Credits | Balance |
|--|------------------------------|-----------|-----------|-----------|-----------|
| 14/09/2022 | ELD Listed Security Disposal | 2,000.00 | 0.00 | 25,581.83 | 25,581.83 |
| 14/09/2022 | ELD Listed Security Disposal | 2,000.00 | 0.00 | 25,581.83 | 51,163.66 |
| 14/09/2022 | ELD Listed Security Disposal | -4,000.00 | 51,163.66 | 0.00 | 0.00 |
| 12/10/2022 | ELD Listed Security Disposal | 1,000.00 | 0.00 | 12,480.10 | 12,480.10 |
| 12/10/2022 | ELD Listed Security Disposal | -1,000.00 | 12,480.10 | 0.00 | 0.00 |
| 15/12/2022 | ELD Listed Security Disposal | 1,000.00 | 0.00 | 10,340.10 | 10,340.10 |
| 15/12/2022 | ELD Listed Security Disposal | -1,000.00 | 10,340.10 | 0.00 | 0.00 |
| 16/01/2023 | ELD Listed Security Disposal | 1,000.00 | 0.00 | 10,040.10 | 10,040.10 |
| 16/01/2023 | ELD Listed Security Disposal | -1,000.00 | 10,040.10 | 0.00 | 0.00 |
| 28/02/2023 | ELD Listed Security Disposal | 1,000.00 | 0.00 | 9,230.10 | 9,230.10 |
| 28/02/2023 | ELD Listed Security Disposal | -1,000.00 | 9,230.10 | 0.00 | 0.00 |
| 30/06/2023 | Closing Balance | 0.00 | 0.00 | 0.00 | 0.00 |
| Investment Gains / Disposal Suspense / Shares in Listed Companies / Graincorp Limited | | | | | |
| 01/07/2022 | Opening Balance | 0.00 | 0.00 | 0.00 | 0.00 |
| 14/02/2023 | GNC Listed Security Disposal | 1,000.00 | 0.00 | 7,370.10 | 7,370.10 |
| 14/02/2023 | GNC Listed Security Disposal | -1,000.00 | 7,370.10 | 0.00 | 0.00 |
| 16/02/2023 | GNC Listed Security Disposal | 2,000.00 | 0.00 | 15,448.41 | 15,448.41 |
| 16/02/2023 | GNC Listed Security Disposal | -2,000.00 | 15,448.41 | 0.00 | 0.00 |
| 20/02/2023 | GNC Listed Security Disposal | 1,000.00 | 0.00 | 7,800.10 | 7,800.10 |
| 20/02/2023 | GNC Listed Security Disposal | -1,000.00 | 7,800.10 | 0.00 | 0.00 |

| Date | Description | Quantity | Debits | Credits | Balance |
|---|------------------------------|-----------|-----------|-----------|-----------|
| 12/05/2023 | GNC Listed Security Disposal | 2,500.00 | 0.00 | 20,639.74 | 20,639.74 |
| 12/05/2023 | GNC Listed Security Disposal | -2,500.00 | 20,639.74 | 0.00 | 0.00 |
| 28/06/2023 | GNC Listed Security Disposal | 1,000.00 | 0.00 | 7,710.10 | 7,710.10 |
| 28/06/2023 | GNC Listed Security Disposal | -1,000.00 | 7,710.10 | 0.00 | 0.00 |
| 30/06/2023 | Closing Balance | 0.00 | 0.00 | 0.00 | 0.00 |
| Investment Gains / Disposal Suspense / Shares in Listed Companies / Monadelphous Group Limited | | | | | |
| 01/07/2022 | Opening Balance | 0.00 | 0.00 | 0.00 | 0.00 |
| 30/08/2022 | MND Listed Security Disposal | 1,000.00 | 0.00 | 12,890.05 | 12,890.05 |
| 30/08/2022 | MND Listed Security Disposal | 1,000.00 | 0.00 | 12,950.05 | 25,840.10 |
| 30/08/2022 | MND Listed Security Disposal | 1,000.00 | 0.00 | 12,983.09 | 38,823.19 |
| 30/08/2022 | MND Listed Security Disposal | -3,000.00 | 38,823.19 | 0.00 | 0.00 |
| 12/09/2022 | MND Listed Security Disposal | 1,000.00 | 0.00 | 13,880.05 | 13,880.05 |
| 12/09/2022 | MND Listed Security Disposal | -1,000.00 | 13,880.05 | 0.00 | 0.00 |
| 05/10/2022 | MND Listed Security Disposal | 500.00 | 0.00 | 6,870.05 | 6,870.05 |
| 05/10/2022 | MND Listed Security Disposal | -500.00 | 6,870.05 | 0.00 | 0.00 |
| 14/11/2022 | MND Listed Security Disposal | 1,000.00 | 0.00 | 14,199.34 | 14,199.34 |
| 14/11/2022 | MND Listed Security Disposal | -1,000.00 | 14,199.34 | 0.00 | 0.00 |
| 14/02/2023 | MND Listed Security Disposal | 500.00 | 0.00 | 6,970.10 | 6,970.10 |
| 14/02/2023 | MND Listed Security Disposal | -500.00 | 6,970.10 | 0.00 | 0.00 |
| 10/05/2023 | MND Listed Security Disposal | 500.00 | 0.00 | 6,540.10 | 6,540.10 |

| Date | Description | Quantity | Debits | Credits | Balance |
|--|------------------------------|-----------|-----------|-----------|-----------|
| 10/05/2023 | MND Listed Security Disposal | 500.00 | 0.00 | 6,645.10 | 13,185.20 |
| 10/05/2023 | MND Listed Security Disposal | -1,000.00 | 13,185.20 | 0.00 | 0.00 |
| 30/06/2023 | Closing Balance | 0.00 | 0.00 | 0.00 | 0.00 |
| Investment Gains / Disposal Suspense / Shares in Listed Companies / Orica Limited | | | | | |
| 01/07/2022 | Opening Balance | 0.00 | 0.00 | 0.00 | 0.00 |
| 11/10/2022 | ORI Listed Security Disposal | 2,000.00 | 0.00 | 26,793.18 | 26,793.18 |
| 11/10/2022 | ORI Listed Security Disposal | -2,000.00 | 26,793.18 | 0.00 | 0.00 |
| 12/10/2022 | ORI Listed Security Disposal | 500.00 | 0.00 | 6,865.10 | 6,865.10 |
| 12/10/2022 | ORI Listed Security Disposal | -500.00 | 6,865.10 | 0.00 | 0.00 |
| 14/11/2022 | ORI Listed Security Disposal | 1,000.00 | 0.00 | 15,398.44 | 15,398.44 |
| 14/11/2022 | ORI Listed Security Disposal | -1,000.00 | 15,398.44 | 0.00 | 0.00 |
| 15/11/2022 | ORI Listed Security Disposal | 1,000.00 | 0.00 | 15,477.14 | 15,477.14 |
| 15/11/2022 | ORI Listed Security Disposal | -1,000.00 | 15,477.14 | 0.00 | 0.00 |
| 14/12/2022 | ORI Listed Security Disposal | 1,000.00 | 0.00 | 15,478.38 | 15,478.38 |
| 14/12/2022 | ORI Listed Security Disposal | -1,000.00 | 15,478.38 | 0.00 | 0.00 |
| 10/02/2023 | ORI Listed Security Disposal | 500.00 | 0.00 | 7,705.10 | 7,705.10 |
| 10/02/2023 | ORI Listed Security Disposal | 500.00 | 0.00 | 7,785.10 | 15,490.20 |
| 10/02/2023 | ORI Listed Security Disposal | -1,000.00 | 15,490.20 | 0.00 | 0.00 |
| 14/02/2023 | ORI Listed Security Disposal | 500.00 | 0.00 | 7,945.10 | 7,945.10 |
| 14/02/2023 | ORI Listed Security Disposal | -500.00 | 7,945.10 | 0.00 | 0.00 |

| Date | Description | Quantity | Debits | Credits | Balance |
|---|------------------------------|-----------|-----------|-----------|-----------|
| 06/03/2023 | ORI Listed Security Disposal | 500.00 | 0.00 | 8,150.59 | 8,150.59 |
| 06/03/2023 | ORI Listed Security Disposal | -500.00 | 8,150.59 | 0.00 | 0.00 |
| 12/05/2023 | ORI Listed Security Disposal | 500.00 | 0.00 | 8,328.38 | 8,328.38 |
| 12/05/2023 | ORI Listed Security Disposal | -500.00 | 8,328.38 | 0.00 | 0.00 |
| 30/06/2023 | Closing Balance | 0.00 | 0.00 | 0.00 | 0.00 |
| Investment Gains / Disposal Suspense / Shares in Listed Companies / Origin Energy Limited | | | | | |
| 01/07/2022 | Opening Balance | 0.00 | 0.00 | 0.00 | 0.00 |
| 27/02/2023 | ORG Listed Security Disposal | 2,000.00 | 0.00 | 16,287.78 | 16,287.78 |
| 27/02/2023 | ORG Listed Security Disposal | -2,000.00 | 16,287.78 | 0.00 | 0.00 |
| 19/06/2023 | ORG Listed Security Disposal | 1,000.00 | 0.00 | 8,480.10 | 8,480.10 |
| 19/06/2023 | ORG Listed Security Disposal | -1,000.00 | 8,480.10 | 0.00 | 0.00 |
| 30/06/2023 | Closing Balance | 0.00 | 0.00 | 0.00 | 0.00 |
| Investment Gains / Disposal Suspense / Shares in Listed Companies / Ridley Corporation Limited | | | | | |
| 01/07/2022 | Opening Balance | 0.00 | 0.00 | 0.00 | 0.00 |
| 30/08/2022 | RIC Listed Security Disposal | 5,000.00 | 0.00 | 9,580.05 | 9,580.05 |
| 30/08/2022 | RIC Listed Security Disposal | -5,000.00 | 9,580.05 | 0.00 | 0.00 |
| 12/09/2022 | RIC Listed Security Disposal | 5,000.00 | 0.00 | 11,030.05 | 11,030.05 |
| 12/09/2022 | RIC Listed Security Disposal | -5,000.00 | 11,030.05 | 0.00 | 0.00 |
| 16/02/2023 | RIC Listed Security Disposal | 7,500.00 | 0.00 | 16,378.11 | 16,378.11 |
| 16/02/2023 | RIC Listed Security Disposal | -7,500.00 | 16,378.11 | 0.00 | 0.00 |

| Date | Description | Quantity | Debits | Credits | Balance |
|--|------------------------------|------------|------------|------------|------------|
| 20/02/2023 | RIC Listed Security Disposal | 10,000.00 | 0.00 | 23,388.68 | 23,388.68 |
| 20/02/2023 | RIC Listed Security Disposal | -10,000.00 | 23,388.68 | 0.00 | 0.00 |
| 30/06/2023 | Closing Balance | 0.00 | 0.00 | 0.00 | 0.00 |
| Investment Gains / Disposal Suspense / Shares in Listed Companies / Tassal Group Limited | | | | | |
| 01/07/2022 | Opening Balance | 0.00 | 0.00 | 0.00 | 0.00 |
| 24/10/2022 | TGR Listed Security Disposal | 5,000.00 | 0.00 | 25,930.54 | 25,930.54 |
| 24/10/2022 | TGR Listed Security Disposal | -5,000.00 | 25,930.54 | 0.00 | 0.00 |
| 21/11/2022 | TGR Takeover/Merger | 57,851.00 | 0.00 | 302,560.73 | 302,560.73 |
| 21/11/2022 | TGR Takeover/Merger | -57,851.00 | 302,560.73 | 0.00 | 0.00 |
| 30/06/2023 | Closing Balance | 0.00 | 0.00 | 0.00 | 0.00 |
| Investment Gains / Disposal Suspense / Shares in Listed Companies / United Malt Group Limited | | | | | |
| 01/07/2022 | Opening Balance | 0.00 | 0.00 | 0.00 | 0.00 |
| 28/03/2023 | UMG Listed Security Disposal | 4,000.00 | 0.00 | 18,066.44 | 18,066.44 |
| 28/03/2023 | UMG Listed Security Disposal | 5,000.00 | 0.00 | 22,633.02 | 40,699.46 |
| 28/03/2023 | UMG Listed Security Disposal | 5,000.00 | 0.00 | 22,633.02 | 63,332.48 |
| 28/03/2023 | UMG Listed Security Disposal | -14,000.00 | 63,332.48 | 0.00 | 0.00 |
| 29/03/2023 | UMG Listed Security Disposal | 2,000.00 | 0.00 | 9,210.89 | 9,210.89 |
| 29/03/2023 | UMG Listed Security Disposal | 3,000.00 | 0.00 | 13,639.76 | 22,850.65 |
| 29/03/2023 | UMG Listed Security Disposal | -5,000.00 | 22,850.65 | 0.00 | 0.00 |
| 30/03/2023 | UMG Listed Security Disposal | 2,000.00 | 0.00 | 9,270.10 | 9,270.10 |

| Date | Description | Quantity | Debits | Credits | Balance |
|------------|------------------------------|-----------|----------|----------|----------|
| 30/03/2023 | UMG Listed Security Disposal | -2,000.00 | 9,270.10 | 0.00 | 0.00 |
| 03/04/2023 | UMG Listed Security Disposal | 2,000.00 | 0.00 | 9,570.52 | 9,570.52 |
| 03/04/2023 | UMG Listed Security Disposal | -2,000.00 | 9,570.52 | 0.00 | 0.00 |
| 30/06/2023 | Closing Balance | 0.00 | 0.00 | 0.00 | 0.00 |

Investment Gains / Disposal Suspense / Shares in Listed Companies / Westpac Banking Corporation - Cap Note 3-Bbsw+3.05%

| | | | | | |
|------------|---|-----------|------------|------------|------------|
| 01/07/2022 | Opening Balance | 0.00 | 0.00 | 0.00 | 0.00 |
| 23/09/2022 | TRANSFER FROM WBCPE REDEM 001284797444 | 1,300.00 | 0.00 | 130,000.00 | 130,000.00 |
| 23/09/2022 | TRANSFER FROM WBCPE REDEM 001284797444 | -1,300.00 | 130,000.00 | 0.00 | 0.00 |
| 30/06/2023 | Closing Balance | 0.00 | 0.00 | 0.00 | 0.00 |

Investment Gains / Disposal Suspense / Shares in Listed Companies / Woodside Energy Group Limited

| | | | | | |
|------------|------------------------------|---------|----------|----------|----------|
| 01/07/2022 | Opening Balance | 0.00 | 0.00 | 0.00 | 0.00 |
| 01/03/2023 | WDS Listed Security Disposal | 250.00 | 0.00 | 9,020.10 | 9,020.10 |
| 01/03/2023 | WDS Listed Security Disposal | -250.00 | 9,020.10 | 0.00 | 0.00 |
| 02/03/2023 | WDS Listed Security Disposal | 250.00 | 0.00 | 9,427.60 | 9,427.60 |
| 02/03/2023 | WDS Listed Security Disposal | -250.00 | 9,427.60 | 0.00 | 0.00 |
| 03/03/2023 | WDS Listed Security Disposal | 250.00 | 0.00 | 9,440.10 | 9,440.10 |
| 03/03/2023 | WDS Listed Security Disposal | -250.00 | 9,440.10 | 0.00 | 0.00 |
| 30/06/2023 | Closing Balance | 0.00 | 0.00 | 0.00 | 0.00 |

Investment Gains / Disposal Suspense / Stapled Securities / Stockland

| Date | Description | Quantity | Debits | Credits | Balance |
|------------|------------------------------|-----------|-----------|-----------|-----------|
| 01/07/2022 | Opening Balance | 0.00 | 0.00 | 0.00 | 0.00 |
| 11/11/2022 | SGP Listed Security Disposal | 3,000.00 | 0.00 | 11,150.10 | 11,150.10 |
| 11/11/2022 | SGP Listed Security Disposal | -3,000.00 | 11,150.10 | 0.00 | 0.00 |
| 24/11/2022 | SGP Listed Security Disposal | 3,000.00 | 0.00 | 11,300.10 | 11,300.10 |
| 24/11/2022 | SGP Listed Security Disposal | -3,000.00 | 11,300.10 | 0.00 | 0.00 |
| 01/12/2022 | SGP Listed Security Disposal | 3,000.00 | 0.00 | 11,630.10 | 11,630.10 |
| 01/12/2022 | SGP Listed Security Disposal | -3,000.00 | 11,630.10 | 0.00 | 0.00 |
| 23/01/2023 | SGP Listed Security Disposal | 2,000.00 | 0.00 | 7,810.10 | 7,810.10 |
| 23/01/2023 | SGP Listed Security Disposal | -2,000.00 | 7,810.10 | 0.00 | 0.00 |
| 30/01/2023 | SGP Listed Security Disposal | 2,000.00 | 0.00 | 7,970.10 | 7,970.10 |
| 30/01/2023 | SGP Listed Security Disposal | -2,000.00 | 7,970.10 | 0.00 | 0.00 |
| 02/02/2023 | SGP Listed Security Disposal | 2,000.00 | 0.00 | 8,140.10 | 8,140.10 |
| 02/02/2023 | SGP Listed Security Disposal | -2,000.00 | 8,140.10 | 0.00 | 0.00 |
| 03/02/2023 | SGP Listed Security Disposal | 1,500.00 | 0.00 | 6,282.60 | 6,282.60 |
| 03/02/2023 | SGP Listed Security Disposal | 2,500.00 | 0.00 | 10,377.60 | 16,660.20 |
| 03/02/2023 | SGP Listed Security Disposal | -4,000.00 | 16,660.20 | 0.00 | 0.00 |
| 04/04/2023 | SGP Listed Security Disposal | 2,000.00 | 0.00 | 8,270.10 | 8,270.10 |
| 04/04/2023 | SGP Listed Security Disposal | -2,000.00 | 8,270.10 | 0.00 | 0.00 |
| 11/04/2023 | SGP Listed Security Disposal | 1,500.00 | 0.00 | 6,275.10 | 6,275.10 |
| 11/04/2023 | SGP Listed Security Disposal | -1,500.00 | 6,275.10 | 0.00 | 0.00 |

| Date | Description | Quantity | Debits | Credits | Balance |
|------------|------------------------------|-----------|----------|----------|----------|
| 17/04/2023 | SGP Listed Security Disposal | 2,000.00 | 0.00 | 8,490.10 | 8,490.10 |
| 17/04/2023 | SGP Listed Security Disposal | -2,000.00 | 8,490.10 | 0.00 | 0.00 |
| 26/04/2023 | SGP Listed Security Disposal | 2,000.00 | 0.00 | 8,690.10 | 8,690.10 |
| 26/04/2023 | SGP Listed Security Disposal | -2,000.00 | 8,690.10 | 0.00 | 0.00 |
| 28/04/2023 | SGP Listed Security Disposal | 2,000.00 | 0.00 | 8,800.10 | 8,800.10 |
| 28/04/2023 | SGP Listed Security Disposal | -2,000.00 | 8,800.10 | 0.00 | 0.00 |
| 01/05/2023 | SGP Listed Security Disposal | 2,000.00 | 0.00 | 9,030.10 | 9,030.10 |
| 01/05/2023 | SGP Listed Security Disposal | -2,000.00 | 9,030.10 | 0.00 | 0.00 |
| 08/05/2023 | SGP Listed Security Disposal | 1,500.00 | 0.00 | 6,860.10 | 6,860.10 |
| 08/05/2023 | SGP Listed Security Disposal | -1,500.00 | 6,860.10 | 0.00 | 0.00 |
| 30/06/2023 | Closing Balance | 0.00 | 0.00 | 0.00 | 0.00 |

Investment Income / Distributions / Stapled Securities / Rural Funds Group

| | | | | | |
|------------|--|------|------|----------|-----------|
| 01/07/2022 | Opening Balance | 0.00 | 0.00 | 0.00 | 0.00 |
| 29/09/2022 | Distribution - Tax Statement | 0.00 | 0.00 | 154.45 | 154.45 |
| 29/09/2022 | RFF AUD 0.002742 FRANKED, 30% CTR, DRP 1.5% DISC | 0.00 | 0.00 | 5,402.90 | 5,557.35 |
| 29/12/2022 | Distribution - Tax Statement | 0.00 | 0.00 | 162.82 | 5,720.17 |
| 29/12/2022 | RFF AUD 0.002742 FRANKED, 30% CTR, DRP 1.5% DISC | 0.00 | 0.00 | 5,696.15 | 11,416.32 |
| 30/03/2023 | Distribution - Tax Statement | 0.00 | 0.00 | 179.60 | 11,595.92 |
| 30/03/2023 | RFF AUD 0.002742 FRANKED, 30% CTR, DRP 1.5% DISC | 0.00 | 0.00 | 6,282.65 | 17,878.57 |

| Date | Description | Quantity | Debits | Credits | Balance |
|--|--|----------|--------|-----------|-----------|
| 29/06/2023 | Distribution - Tax Statement | 0.00 | 0.00 | 199.66 | 18,078.23 |
| 29/06/2023 | RFF AUD 0.002742 FRANKED, 30% CTR, DRP 1.5% DISC | 0.00 | 0.00 | 6,984.47 | 25,062.70 |
| 30/06/2023 | Closing Balance | 0.00 | 0.00 | 0.00 | 25,062.70 |
| Investment Income / Distributions / Stapled Securities / Stockland | | | | | |
| 01/07/2022 | Opening Balance | 0.00 | 0.00 | 0.00 | 0.00 |
| 29/12/2022 | Distribution - Tax Statement | 0.00 | 0.00 | 0.00 | 0.00 |
| 29/12/2022 | SGP Distribution - Cash | 0.00 | 0.00 | 15,163.00 | 15,163.00 |
| 29/06/2023 | Distribution - Tax Statement | 0.00 | 0.00 | 0.00 | 15,163.00 |
| 29/06/2023 | SGP Distribution - Cash | 0.00 | 0.00 | 15,624.00 | 30,787.00 |
| 30/06/2023 | Closing Balance | 0.00 | 0.00 | 0.00 | 30,787.00 |
| Investment Income / Dividends / Shares in Listed Companies / Bisalloy Steel Group Limited | | | | | |
| 01/07/2022 | Opening Balance | 0.00 | 0.00 | 0.00 | 0.00 |
| 28/10/2022 | BIS AUD 0.09 FRANKED, 30% CTR, DRP 5% DISC | 0.00 | 0.00 | 21,989.70 | 21,989.70 |
| 28/04/2023 | BIS AUD 0.04 FRANKED, 30% CTR, DRP SUSP | 0.00 | 0.00 | 10,858.91 | 32,848.61 |
| 30/06/2023 | Closing Balance | 0.00 | 0.00 | 0.00 | 32,848.61 |
| Investment Income / Dividends / Shares in Listed Companies / Cedar Woods Properties Limited | | | | | |
| 01/07/2022 | Opening Balance | 0.00 | 0.00 | 0.00 | 0.00 |
| 28/10/2022 | CWP AUD 0.145 FRANKED, 30% CTR, DRP SUSP | 0.00 | 0.00 | 16,758.07 | 16,758.07 |

| Date | Description | Quantity | Debits | Credits | Balance |
|--|---|----------|--------|-----------|-----------|
| 28/04/2023 | CWP AUD 0.13 FRANKED, 30% CTR, DRP SUSP | 0.00 | 0.00 | 15,767.14 | 32,525.21 |
| 30/06/2023 | Closing Balance | 0.00 | 0.00 | 0.00 | 32,525.21 |
| Investment Income / Dividends / Shares in Listed Companies / Codan Limited | | | | | |
| 01/07/2022 | Opening Balance | 0.00 | 0.00 | 0.00 | 0.00 |
| 07/09/2022 | CDA AUD 0.15 FRANKED, 30% CTR | 0.00 | 0.00 | 10,392.86 | 10,392.86 |
| 10/03/2023 | CDA AUD 0.09 FRANKED, 30% CTR | 0.00 | 0.00 | 9,000.00 | 19,392.86 |
| 30/06/2023 | Closing Balance | 0.00 | 0.00 | 0.00 | 19,392.86 |
| Investment Income / Dividends / Shares in Listed Companies / CSR Limited | | | | | |
| 01/07/2022 | Opening Balance | 0.00 | 0.00 | 0.00 | 0.00 |
| 01/07/2022 | CSR AUD 0.18 FRANKED, 30% CTR, DRP NIL DISC | 0.00 | 0.00 | 10,542.86 | 10,542.86 |
| 09/12/2022 | CSR AUD 0.165 FRANKED, 30% CTR, DRP NIL DISC | 0.00 | 0.00 | 11,314.29 | 21,857.15 |
| 30/06/2023 | Closing Balance | 0.00 | 0.00 | 0.00 | 21,857.15 |
| Investment Income / Dividends / Shares in Listed Companies / Downer Edi Limited | | | | | |
| 01/07/2022 | Opening Balance | 0.00 | 0.00 | 0.00 | 0.00 |
| 28/09/2022 | DOW AUD UNFRANKED, 0.0168 CFI, DRP SUSP | 0.00 | 0.00 | 4,073.16 | 4,073.16 |
| 11/04/2023 | DOW AUD UNFRANKED, 0.022 CFI, DRP SUSP | 0.00 | 0.00 | 3,147.15 | 7,220.31 |
| 30/06/2023 | Closing Balance | 0.00 | 0.00 | 0.00 | 7,220.31 |
| Investment Income / Dividends / Shares in Listed Companies / Elders Limited | | | | | |

| Date | Description | Quantity | Debits | Credits | Balance |
|--|---|----------|--------|-----------|-----------|
| 01/07/2022 | Opening Balance | 0.00 | 0.00 | 0.00 | 0.00 |
| 16/12/2022 | ELD AUD 0.084 FRANKED, 30% CTR, NIL CFI, DRP NIL DISC | 0.00 | 0.00 | 12,608.40 | 12,608.40 |
| 22/06/2023 | ELD AUD 0.069 FRANKED, 30% CTR, NIL CFI, DRP NIL DISC | 0.00 | 0.00 | 12,044.11 | 24,652.51 |
| 30/06/2023 | Closing Balance | 0.00 | 0.00 | 0.00 | 24,652.51 |
| Investment Income / Dividends / Shares in Listed Companies / Graincorp Limited | | | | | |
| 01/07/2022 | Opening Balance | 0.00 | 0.00 | 0.00 | 0.00 |
| 21/07/2022 | GNC AUD 0.12 SPEC, 0.24 FRANKED, 30% CTR | 0.00 | 0.00 | 13,714.29 | 13,714.29 |
| 14/12/2022 | GNC AUD 0.16 SPEC, 0.3 FRANKED, 30% CTR | 0.00 | 0.00 | 21,000.00 | 34,714.29 |
| 30/06/2023 | Closing Balance | 0.00 | 0.00 | 0.00 | 34,714.29 |
| Investment Income / Dividends / Shares in Listed Companies / Monadelphous Group Limited | | | | | |
| 01/07/2022 | Opening Balance | 0.00 | 0.00 | 0.00 | 0.00 |
| 30/09/2022 | MND AUD 0.25 FRANKED, 30% CTR, DRP NIL DISC | 0.00 | 0.00 | 10,892.86 | 10,892.86 |
| 31/03/2023 | MND AUD 0.24 FRANKED, 30% CTR, DRP NIL DISC | 0.00 | 0.00 | 10,800.00 | 21,692.86 |
| 30/06/2023 | Closing Balance | 0.00 | 0.00 | 0.00 | 21,692.86 |
| Investment Income / Dividends / Shares in Listed Companies / Orica Limited | | | | | |
| 01/07/2022 | Opening Balance | 0.00 | 0.00 | 0.00 | 0.00 |
| 08/07/2022 | ORI AUD UNFRANKED, 0.13 CFI, DRP NIL DISC | 0.00 | 0.00 | 2,860.00 | 2,860.00 |

| Date | Description | Quantity | Debits | Credits | Balance |
|---|---|----------|--------|-----------|-----------|
| 22/12/2022 | ORI AUD UNFRANKED, 0.22 CFI, DRP NIL DISC | 0.00 | 0.00 | 6,050.00 | 8,910.00 |
| 30/06/2023 | Closing Balance | 0.00 | 0.00 | 0.00 | 8,910.00 |
| Investment Income / Dividends / Shares in Listed Companies / Origin Energy Limited | | | | | |
| 01/07/2022 | Opening Balance | 0.00 | 0.00 | 0.00 | 0.00 |
| 30/09/2022 | ORG AUD 0.12375 FRANKED, 30% CTR, NIL CFI, DRP SUSP | 0.00 | 0.00 | 7,522.23 | 7,522.23 |
| 24/03/2023 | ORG AUD 0.165 FRANKED, 30% CTR, DRP SUSP | 0.00 | 0.00 | 7,660.71 | 15,182.94 |
| 30/06/2023 | Closing Balance | 0.00 | 0.00 | 0.00 | 15,182.94 |
| Investment Income / Dividends / Shares in Listed Companies / Ridley Corporation Limited | | | | | |
| 01/07/2022 | Opening Balance | 0.00 | 0.00 | 0.00 | 0.00 |
| 27/10/2022 | RIC AUD 0.04 FRANKED, 30% CTR | 0.00 | 0.00 | 10,285.71 | 10,285.71 |
| 27/04/2023 | RIC AUD 0.04 FRANKED, 30% CTR | 0.00 | 0.00 | 9,857.14 | 20,142.85 |
| 30/06/2023 | Closing Balance | 0.00 | 0.00 | 0.00 | 20,142.85 |
| Investment Income / Dividends / Shares in Listed Companies / Westpac Banking Corporation - Cap Note 3-Bbsw+3.05% | | | | | |
| 01/07/2022 | Opening Balance | 0.00 | 0.00 | 0.00 | 0.00 |
| 20/07/2022 | WBCPE AUD 0.2481 FRANKED, 30% CTR | 0.00 | 0.00 | 460.76 | 460.76 |
| 23/09/2022 | WBCPE AUD 0.5972 FRANKED, 30% CTR | 0.00 | 0.00 | 1,109.09 | 1,569.85 |
| 30/06/2023 | Closing Balance | 0.00 | 0.00 | 0.00 | 1,569.85 |
| Investment Income / Dividends / Shares in Listed Companies / Woodside Energy Group Limited | | | | | |

| Date | Description | Quantity | Debits | Credits | Balance |
|---|---|----------|--------|-----------|-----------|
| 01/07/2022 | Opening Balance | 0.00 | 0.00 | 0.00 | 0.00 |
| 06/10/2022 | WDS USD 1.09, 1.09 FRANKED, 30% CTR, DRP NIL DISC | 0.00 | 0.00 | 16,861.33 | 16,861.33 |
| 05/04/2023 | WDS USD 1.44, 1.44 FRANKED, 30% CTR, DRP SUSP | 0.00 | 0.00 | 25,018.73 | 41,880.06 |
| 30/06/2023 | Closing Balance | 0.00 | 0.00 | 0.00 | 41,880.06 |
| Investment Income / Foreign Income / Foreign Dividend / Shares in Listed Companies / Fletcher Building Limited | | | | | |
| 01/07/2022 | Opening Balance | 0.00 | 0.00 | 0.00 | 0.00 |
| 06/10/2022 | FBU NZD 0.22, 0.03882353 SUP, 15% WHT, DRP SUSP | 0.00 | 0.00 | 5,929.01 | 5,929.01 |
| 06/04/2023 | FBU NZD 0.18, 0.03176471 SUP, 15% WHT, DRP SUSP | 0.00 | 0.00 | 8,017.46 | 13,946.47 |
| 30/06/2023 | Closing Balance | 0.00 | 0.00 | 0.00 | 13,946.47 |
| Investment Income / Interest / Cash At Bank / Cash at Bank - ANZ Cash Investment | | | | | |
| 01/07/2022 | Opening Balance | 0.00 | 0.00 | 0.00 | 0.00 |
| 30/09/2022 | CREDIT INTEREST PAID | 0.00 | 0.00 | 0.13 | 0.13 |
| 30/11/2022 | CREDIT INTEREST PAID | 0.00 | 0.00 | 0.16 | 0.29 |
| 30/06/2023 | Closing Balance | 0.00 | 0.00 | 0.00 | 0.29 |
| Investment Income / Interest / Cash At Bank / Cash at Bank - ANZ Negotiator | | | | | |
| 01/07/2022 | Opening Balance | 0.00 | 0.00 | 0.00 | 0.00 |
| 15/07/2022 | CREDIT INTEREST PAID | 0.00 | 0.00 | 1,636.03 | 1,636.03 |
| 15/08/2022 | CREDIT INTEREST PAID | 0.00 | 0.00 | 2,627.75 | 4,263.78 |

| Date | Description | Quantity | Debits | Credits | Balance |
|---|------------------------|----------|--------|----------|-----------|
| 15/09/2022 | CREDIT INTEREST PAID | 0.00 | 0.00 | 3,423.05 | 7,686.83 |
| 14/10/2022 | CREDIT INTEREST PAID | 0.00 | 0.00 | 4,037.13 | 11,723.96 |
| 15/11/2022 | CREDIT INTEREST PAID | 0.00 | 0.00 | 5,022.91 | 16,746.87 |
| 15/12/2022 | CREDIT INTEREST PAID | 0.00 | 0.00 | 4,983.27 | 21,730.14 |
| 13/01/2023 | CREDIT INTEREST PAID | 0.00 | 0.00 | 5,233.62 | 26,963.76 |
| 15/02/2023 | CREDIT INTEREST PAID | 0.00 | 0.00 | 6,203.43 | 33,167.19 |
| 15/03/2023 | CREDIT INTEREST PAID | 0.00 | 0.00 | 5,759.94 | 38,927.13 |
| 14/04/2023 | CREDIT INTEREST PAID | 0.00 | 0.00 | 6,385.22 | 45,312.35 |
| 15/05/2023 | CREDIT INTEREST PAID | 0.00 | 0.00 | 7,167.97 | 52,480.32 |
| 15/06/2023 | CREDIT INTEREST PAID | 0.00 | 0.00 | 7,894.29 | 60,374.61 |
| 30/06/2023 | Closing Balance | 0.00 | 0.00 | 0.00 | 60,374.61 |
| Investment Income / Interest / Qube Holdings Limited - Hybrid 3-Bbsw+3.90% | | | | | |
| 01/07/2022 | Opening Balance | 0.00 | 0.00 | 0.00 | 0.00 |
| 05/07/2022 | QUBHA Interest Payment | 0.00 | 0.00 | 3,640.19 | 3,640.19 |
| 05/10/2022 | QUBHA Interest Payment | 0.00 | 0.00 | 5,125.48 | 8,765.67 |
| 05/01/2023 | QUBHA Interest Payment | 0.00 | 0.00 | 5,998.66 | 14,764.33 |
| 05/04/2023 | QUBHA Interest Payment | 0.00 | 0.00 | 6,251.62 | 21,015.95 |
| 30/06/2023 | Closing Balance | 0.00 | 0.00 | 0.00 | 21,015.95 |
| Other Income / ATO Interest Payments | | | | | |
| 01/07/2022 | Opening Balance | 0.00 | 0.00 | 0.00 | 0.00 |

| Date | Description | Quantity | Debits | Credits | Balance |
|--|--|----------|----------|---------|----------|
| 05/06/2023 | TRANSFER FROM ATO ATO002000018193658 | 0.00 | 0.00 | 957.73 | 957.73 |
| 30/06/2023 | Closing Balance | 0.00 | 0.00 | 0.00 | 957.73 |
| Other Expenses / Accountancy Fee | | | | | |
| 01/07/2022 | Opening Balance | 0.00 | 0.00 | 0.00 | 0.00 |
| 22/11/2022 | ANZ INTERNET BANKING PAYMENT 739766 TO SMSF Australia Pty Ltd | 0.00 | 1,100.00 | 0.00 | 1,100.00 |
| 30/06/2023 | Closing Balance | 0.00 | 0.00 | 0.00 | 1,100.00 |
| Other Expenses / Auditor Fee | | | | | |
| 01/07/2022 | Opening Balance | 0.00 | 0.00 | 0.00 | 0.00 |
| 22/11/2022 | ANZ INTERNET BANKING PAYMENT 739766 TO SMSF Australia Pty Ltd | 0.00 | 330.00 | 0.00 | 330.00 |
| 30/06/2023 | Closing Balance | 0.00 | 0.00 | 0.00 | 330.00 |
| Other Expenses / Bank Fees / Cash At Bank / Cash at Bank - ANZ Negotiator | | | | | |
| 01/07/2022 | Opening Balance | 0.00 | 0.00 | 0.00 | 0.00 |
| 15/07/2022 | 1 EXCESS INTERNET/ONLINE TRANSACTIONS - FEE | 0.00 | 0.20 | 0.00 | 0.20 |
| 15/07/2022 | 2 EXCESS EFTPOS PHONE BANKING AUTOMATIC TRANSACTIONS - FEE | 0.00 | 0.40 | 0.00 | 0.60 |
| 14/10/2022 | 5 EXCESS EFTPOS PHONE BANKING AUTOMATIC TRANSACTIONS - FEE | 0.00 | 1.00 | 0.00 | 1.60 |
| 15/12/2022 | 2 EXCESS EFTPOS PHONE BANKING AUTOMATIC TRANSACTIONS - FEE | 0.00 | 0.40 | 0.00 | 2.00 |
| 14/04/2023 | 2 EXCESS EFTPOS PHONE BANKING AUTOMATIC TRANSACTIONS - FEE | 0.00 | 0.40 | 0.00 | 2.40 |

| Date | Description | Quantity | Debits | Credits | Balance |
|--|---|------------|-----------|------------|------------|
| 15/05/2023 | 1 EXCESS EFTPOS PHONE BANKING AUTOMATIC TRANSACTIONS - FEE | 0.00 | 0.20 | 0.00 | 2.60 |
| 30/06/2023 | Closing Balance | 0.00 | 0.00 | 0.00 | 2.60 |
| Other Expenses / SMSF Supervisory Levy | | | | | |
| 01/07/2022 | Opening Balance | 0.00 | 0.00 | 0.00 | 0.00 |
| 29/11/2022 | ANZ INTERNET BANKING BPAY TAX OFFICE PAYMENT {660107} | 0.00 | 259.00 | 0.00 | 259.00 |
| 30/06/2023 | Closing Balance | 0.00 | 0.00 | 0.00 | 259.00 |
| Income Tax Expense / Income Tax Expense | | | | | |
| 01/07/2022 | Opening Balance | 0.00 | 0.00 | 0.00 | 0.00 |
| 30/06/2023 | Fund Income Tax | 0.00 | 77,533.80 | 0.00 | 77,533.80 |
| 30/06/2023 | Closing Balance | 0.00 | 0.00 | 0.00 | 77,533.80 |
| Investments - Qube Holdings Limited - Hybrid 3-Bbsw+3.90% | | | | | |
| 01/07/2022 | Opening Balance | 3,528.00 | 0.00 | 0.00 | 361,620.00 |
| 30/06/2023 | Market Value Adjustment | 0.00 | 0.00 | 6,703.20 | 354,916.80 |
| 30/06/2023 | Closing Balance | 3,528.00 | 0.00 | 0.00 | 354,916.80 |
| Investments - Australian Agricultural Company Limited | | | | | |
| 01/07/2022 | Opening Balance | 155,563.00 | 0.00 | 0.00 | 336,016.08 |
| 30/06/2023 | Market Value Adjustment | 0.00 | 0.00 | 108,894.10 | 227,121.98 |
| 30/06/2023 | Closing Balance | 155,563.00 | 0.00 | 0.00 | 227,121.98 |
| Investments - Bisalloy Steel Group Limited | | | | | |

| Date | Description | Quantity | Debits | Credits | Balance |
|---|---------------------------------|------------|-----------|-----------|------------|
| 01/07/2022 | Opening Balance | 210,031.00 | 0.00 | 0.00 | 354,952.39 |
| 12/09/2022 | BIS Listed Security Disposal | -5,000.00 | 0.00 | 2,000.29 | 352,952.10 |
| 15/09/2022 | BIS Listed Security Disposal | -15,000.00 | 0.00 | 6,002.46 | 346,949.64 |
| 16/09/2022 | BIS Listed Security Disposal | -5,000.00 | 0.00 | 2,004.99 | 344,944.65 |
| 19/09/2022 | BIS Listed Security Disposal | -10,000.00 | 0.00 | 4,009.98 | 340,934.67 |
| 05/10/2022 | BIS Listed Security Disposal | -4,000.00 | 0.00 | 1,603.36 | 339,331.31 |
| 12/10/2022 | BIS Listed Security Acquisition | 4,000.00 | 8,129.90 | 0.00 | 347,461.21 |
| 24/02/2023 | BIS Listed Security Acquisition | 5,000.00 | 9,659.90 | 0.00 | 357,121.11 |
| 24/02/2023 | BIS Listed Security Acquisition | 5,000.00 | 9,759.90 | 0.00 | 366,881.01 |
| 27/02/2023 | BIS Listed Security Acquisition | 5,000.00 | 9,459.90 | 0.00 | 376,340.91 |
| 30/06/2023 | Market Value Adjustment | 0.00 | 0.00 | 38,085.73 | 338,255.18 |
| 30/06/2023 | Closing Balance | 190,031.00 | 0.00 | 0.00 | 338,255.18 |
| Investments - Boral Limited | | | | | |
| 01/07/2022 | Opening Balance | 30,000.00 | 0.00 | 0.00 | 77,700.00 |
| 30/09/2022 | BLD Listed Security Acquisition | 5,000.00 | 13,110.84 | 0.00 | 90,810.84 |
| 30/06/2023 | Market Value Adjustment | 0.00 | 50,239.16 | 0.00 | 141,050.00 |
| 30/06/2023 | Closing Balance | 35,000.00 | 0.00 | 0.00 | 141,050.00 |
| Investments - Cedar Woods Properties Limited | | | | | |
| 01/07/2022 | Opening Balance | 80,901.00 | 0.00 | 0.00 | 297,715.68 |
| 12/10/2022 | CWP Listed Security Acquisition | 2,000.00 | 7,169.90 | 0.00 | 304,885.58 |

| Date | Description | Quantity | Debits | Credits | Balance |
|------------------------------------|-------------------------------------|-----------|------------|-----------|------------|
| 18/11/2022 | CWP Listed Security Acquisition | 2,000.00 | 8,129.90 | 0.00 | 313,015.48 |
| 13/02/2023 | CWP Listed Security Disposal | -1.00 | 0.00 | 5.81 | 313,009.67 |
| 15/02/2023 | Payment to CMC MARKETS STOCKBROKING | 0.00 | 5.11 | 0.00 | 313,014.78 |
| 19/04/2023 | CWP Listed Security Disposal | -2,000.00 | 0.00 | 11,620.08 | 301,394.70 |
| 02/05/2023 | CWP Listed Security Disposal | -520.00 | 0.00 | 3,026.42 | 298,368.28 |
| 04/05/2023 | CWP Listed Security Disposal | -1,480.00 | 0.00 | 8,613.06 | 289,755.22 |
| 12/05/2023 | CWP Listed Security Disposal | -1,000.00 | 0.00 | 5,225.80 | 284,529.42 |
| 30/06/2023 | CWP Listed Security Disposal | -1,000.00 | 0.00 | 5,225.80 | 279,303.62 |
| 30/06/2023 | Market Value Adjustment | 0.00 | 117,563.38 | 0.00 | 396,867.00 |
| 30/06/2023 | Closing Balance | 78,900.00 | 0.00 | 0.00 | 396,867.00 |
| Investments - Codan Limited | | | | | |
| 01/07/2022 | Opening Balance | 53,000.00 | 0.00 | 0.00 | 368,880.00 |
| 21/07/2022 | CDA Listed Security Disposal | -2,500.00 | 0.00 | 4,641.98 | 364,238.02 |
| 22/07/2022 | CDA Listed Security Disposal | -2,000.00 | 0.00 | 5,330.98 | 358,907.04 |
| 14/09/2022 | CBA Listed Security Acquisition | 2,000.00 | 12,499.95 | 0.00 | 371,406.99 |
| 26/09/2022 | CDA Listed Security Acquisition | 2,000.00 | 11,079.95 | 0.00 | 382,486.94 |
| 28/09/2022 | CDA Listed Security Acquisition | 2,000.00 | 10,889.95 | 0.00 | 393,376.89 |
| 11/10/2022 | CDA Listed Security Acquisition | 2,000.00 | 10,729.69 | 0.00 | 404,106.58 |
| 12/10/2022 | CDA Listed Security Acquisition | 2,000.00 | 10,329.90 | 0.00 | 414,436.48 |

| Date | Description | Quantity | Debits | Credits | Balance |
|------------|---------------------------------|-----------|-----------|-----------|------------|
| 13/10/2022 | CDA Listed Security Acquisition | 2,000.00 | 10,109.90 | 0.00 | 424,546.38 |
| 21/10/2022 | CDA Listed Security Acquisition | 2,000.00 | 9,729.90 | 0.00 | 434,276.28 |
| 26/10/2022 | CDA Listed Security Acquisition | 5,000.00 | 19,864.88 | 0.00 | 454,141.16 |
| 26/10/2022 | CDA Listed Security Acquisition | 5,000.00 | 20,115.07 | 0.00 | 474,256.23 |
| 10/11/2022 | CDA Listed Security Acquisition | 3,000.00 | 11,768.62 | 0.00 | 486,024.85 |
| 15/11/2022 | CDA Listed Security Acquisition | 3,000.00 | 12,039.90 | 0.00 | 498,064.75 |
| 16/11/2022 | CDA Listed Security Acquisition | 5,000.00 | 20,564.14 | 0.00 | 518,628.89 |
| 16/11/2022 | CDA Listed Security Acquisition | 5,000.00 | 20,612.89 | 0.00 | 539,241.78 |
| 07/12/2022 | CDA Listed Security Acquisition | 5,000.00 | 19,164.37 | 0.00 | 558,406.15 |
| 08/12/2022 | CDA Listed Security Acquisition | 3,000.00 | 11,139.90 | 0.00 | 569,546.05 |
| 12/01/2023 | CDA Listed Security Disposal | -4,000.00 | 0.00 | 23,324.89 | 546,221.16 |
| 13/01/2023 | CDA Listed Security Disposal | -2,000.00 | 0.00 | 28,062.52 | 518,158.64 |
| 18/01/2023 | CDA Listed Security Disposal | -6,000.00 | 0.00 | 68,754.68 | 449,403.96 |
| 24/01/2023 | CDA Listed Security Disposal | -9,000.00 | 0.00 | 93,174.10 | 356,229.86 |
| 25/01/2023 | CDA Listed Security Disposal | -2,500.00 | 0.00 | 21,824.90 | 334,404.96 |
| 02/02/2023 | CDA Listed Security Disposal | -1,000.00 | 0.00 | 8,744.95 | 325,660.01 |
| 03/02/2023 | CDA Listed Security Disposal | -188.00 | 0.00 | 1,667.55 | 323,992.46 |
| 16/02/2023 | CDA Listed Security Disposal | -812.00 | 0.00 | 7,097.40 | 316,895.06 |
| 20/02/2023 | CDA Listed Security Disposal | -1,000.00 | 0.00 | 8,707.45 | 308,187.61 |
| 13/03/2023 | CDA Listed Security Acquisition | 2,000.00 | 10,289.90 | 0.00 | 318,477.51 |

| Date | Description | Quantity | Debits | Credits | Balance |
|----------------------------------|---------------------------------|-----------|------------|-----------|------------|
| 11/04/2023 | CDA Listed Security Disposal | -1,000.00 | 0.00 | 8,767.45 | 309,710.06 |
| 13/04/2023 | CDA Listed Security Disposal | -2,000.00 | 0.00 | 17,149.88 | 292,560.18 |
| 14/04/2023 | CDA Listed Security Disposal | -2,000.00 | 0.00 | 16,234.89 | 276,325.29 |
| 17/04/2023 | CDA Listed Security Disposal | -4,000.00 | 0.00 | 30,569.90 | 245,755.39 |
| 19/04/2023 | CDA Listed Security Disposal | -1,000.00 | 0.00 | 7,069.97 | 238,685.42 |
| 20/04/2023 | CDA Listed Security Acquisition | 1,000.00 | 6,784.90 | 0.00 | 245,470.32 |
| 20/04/2023 | CDA Listed Security Disposal | -4,000.00 | 0.00 | 28,589.90 | 216,880.42 |
| 24/04/2023 | CDA Listed Security Disposal | -2,000.00 | 0.00 | 14,032.45 | 202,847.97 |
| 28/04/2023 | CDA Listed Security Disposal | -2,000.00 | 0.00 | 13,467.44 | 189,380.53 |
| 02/05/2023 | CDA Listed Security Disposal | -1,000.00 | 0.00 | 6,659.98 | 182,720.55 |
| 10/05/2023 | CDA Listed Security Disposal | -1,000.00 | 0.00 | 6,659.97 | 176,060.58 |
| 15/05/2023 | CDA Listed Security Disposal | -1,000.00 | 0.00 | 6,339.98 | 169,720.60 |
| 16/05/2023 | CDA Listed Security Disposal | -1,000.00 | 0.00 | 6,339.97 | 163,380.63 |
| 16/06/2023 | CDA Listed Security Disposal | -1,000.00 | 0.00 | 6,249.98 | 157,130.65 |
| 30/06/2023 | CDA Listed Security Disposal | -1,000.00 | 0.00 | 6,249.97 | 150,880.68 |
| 30/06/2023 | Market Value Adjustment | 0.00 | 242,589.32 | 0.00 | 393,470.00 |
| 30/06/2023 | Closing Balance | 49,000.00 | 0.00 | 0.00 | 393,470.00 |
| Investments - CSR Limited | | | | | |
| 01/07/2022 | Opening Balance | 45,000.00 | 0.00 | 0.00 | 182,700.00 |
| 03/10/2022 | CSR Listed Security Acquisition | 3,000.00 | 13,199.95 | 0.00 | 195,899.95 |

| Date | Description | Quantity | Debits | Credits | Balance |
|---|---------------------------------|-----------|-----------|-----------|------------|
| 16/11/2022 | CSR Listed Security Acquisition | 4,000.00 | 18,653.98 | 0.00 | 214,553.93 |
| 30/06/2023 | Market Value Adjustment | 0.00 | 55,326.07 | 0.00 | 269,880.00 |
| 30/06/2023 | Closing Balance | 52,000.00 | 0.00 | 0.00 | 269,880.00 |
| Investments - Downer Edi Limited | | | | | |
| 01/07/2022 | Opening Balance | 33,943.00 | 0.00 | 0.00 | 171,412.15 |
| 10/10/2022 | DOW Listed Security Acquisition | 2,000.00 | 9,031.00 | 0.00 | 180,443.15 |
| 08/12/2022 | DOW Listed Security Acquisition | 3,000.00 | 11,319.90 | 0.00 | 191,763.05 |
| 25/01/2023 | DOW Listed Security Acquisition | 5,000.00 | 19,664.74 | 0.00 | 211,427.79 |
| 30/01/2023 | DOW Listed Security Acquisition | 5,000.00 | 19,164.37 | 0.00 | 230,592.16 |
| 20/02/2023 | DOW Listed Security Acquisition | 3,000.00 | 11,799.90 | 0.00 | 242,392.06 |
| 27/02/2023 | DOW Listed Security Acquisition | 2,000.00 | 6,329.90 | 0.00 | 248,721.96 |
| 27/02/2023 | DOW Listed Security Acquisition | 4,000.00 | 13,530.14 | 0.00 | 262,252.10 |
| 27/02/2023 | DOW Listed Security Acquisition | 5,000.00 | 15,147.59 | 0.00 | 277,399.69 |
| 30/06/2023 | Market Value Adjustment | 0.00 | 0.00 | 18,703.96 | 258,695.73 |
| 30/06/2023 | Closing Balance | 62,943.00 | 0.00 | 0.00 | 258,695.73 |
| Investments - Elders Limited | | | | | |
| 01/07/2022 | Opening Balance | 30,200.00 | 0.00 | 0.00 | 380,218.00 |
| 07/07/2022 | ELD Listed Security Acquisition | 1,000.00 | 12,499.95 | 0.00 | 392,717.95 |
| 21/07/2022 | ELD Listed Security Acquisition | 2,000.00 | 23,603.92 | 0.00 | 416,321.87 |
| 22/07/2022 | ELD Listed Security Acquisition | 2,000.00 | 22,865.12 | 0.00 | 439,186.99 |

| Date | Description | Quantity | Debits | Credits | Balance |
|------------|---------------------------------|-----------|-----------|-----------|------------|
| 14/09/2022 | ELD Listed Security Disposal | -4,000.00 | 0.00 | 15,787.35 | 423,399.64 |
| 30/09/2022 | ELD Listed Security Acquisition | 2,000.00 | 23,666.00 | 0.00 | 447,065.64 |
| 12/10/2022 | ELD Listed Security Disposal | -1,000.00 | 0.00 | 4,044.44 | 443,021.20 |
| 14/11/2022 | ELD Listed Security Acquisition | 2,000.00 | 21,776.32 | 0.00 | 464,797.52 |
| 14/11/2022 | ELD Listed Security Acquisition | 2,000.00 | 22,677.00 | 0.00 | 487,474.52 |
| 14/11/2022 | ELD Listed Security Acquisition | 2,000.00 | 22,777.07 | 0.00 | 510,251.59 |
| 15/11/2022 | ELD Listed Security Acquisition | 1,700.00 | 17,795.33 | 0.00 | 528,046.92 |
| 05/12/2022 | ELD Listed Security Acquisition | 1,000.00 | 9,669.90 | 0.00 | 537,716.82 |
| 15/12/2022 | ELD Listed Security Disposal | -1,000.00 | 0.00 | 4,044.45 | 533,672.37 |
| 16/01/2023 | ELD Listed Security Disposal | -1,000.00 | 0.00 | 4,044.44 | 529,627.93 |
| 02/02/2023 | ELD Listed Security Acquisition | 1,000.00 | 9,414.90 | 0.00 | 539,042.83 |
| 08/02/2023 | ELD Listed Security Acquisition | 1,000.00 | 8,899.90 | 0.00 | 547,942.73 |
| 08/02/2023 | ELD Listed Security Acquisition | 2,000.00 | 17,893.41 | 0.00 | 565,836.14 |
| 28/02/2023 | ELD Listed Security Disposal | -1,000.00 | 0.00 | 4,044.45 | 561,791.69 |
| 08/03/2023 | ELD Listed Security Acquisition | 1,500.00 | 13,478.42 | 0.00 | 575,270.11 |
| 16/03/2023 | ELD Listed Security Acquisition | 1,500.00 | 12,984.90 | 0.00 | 588,255.01 |
| 17/05/2023 | ELD Listed Security Acquisition | 1,500.00 | 9,977.40 | 0.00 | 598,232.41 |
| 23/05/2023 | ELD Listed Security Acquisition | 1,500.00 | 9,894.90 | 0.00 | 608,127.31 |
| 25/05/2023 | ELD Listed Security Acquisition | 2,000.00 | 12,969.90 | 0.00 | 621,097.21 |
| 01/06/2023 | ELD Listed Security Acquisition | 1,500.00 | 9,549.90 | 0.00 | 630,647.11 |

| Date | Description | Quantity | Debits | Credits | Balance |
|--|---------------------------------|-----------|-----------|------------|------------|
| 16/06/2023 | ELD Listed Security Acquisition | 1,000.00 | 6,079.90 | 0.00 | 636,727.01 |
| 19/06/2023 | ELD Listed Security Acquisition | 1,000.00 | 6,069.90 | 0.00 | 642,796.91 |
| 30/06/2023 | Market Value Adjustment | 0.00 | 0.00 | 291,424.91 | 351,372.00 |
| 30/06/2023 | Closing Balance | 53,400.00 | 0.00 | 0.00 | 351,372.00 |
| Investments - Fletcher Building Limited | | | | | |
| 01/07/2022 | Opening Balance | 26,000.00 | 0.00 | 0.00 | 117,000.00 |
| 16/11/2022 | FBU Listed Security Acquisition | 4,000.00 | 18,894.16 | 0.00 | 135,894.16 |
| 08/12/2022 | FBU Listed Security Acquisition | 4,000.00 | 18,613.95 | 0.00 | 154,508.11 |
| 13/02/2023 | FBU Listed Security Acquisition | 4,000.00 | 18,453.83 | 0.00 | 172,961.94 |
| 20/02/2023 | FBU Listed Security Acquisition | 2,500.00 | 11,059.90 | 0.00 | 184,021.84 |
| 30/06/2023 | Market Value Adjustment | 0.00 | 18,478.16 | 0.00 | 202,500.00 |
| 30/06/2023 | Closing Balance | 40,500.00 | 0.00 | 0.00 | 202,500.00 |
| Investments - Graincorp Limited | | | | | |
| 01/07/2022 | Opening Balance | 40,000.00 | 0.00 | 0.00 | 380,400.00 |
| 28/07/2022 | GNC Listed Security Acquisition | 2,000.00 | 16,899.95 | 0.00 | 397,299.95 |
| 02/08/2022 | GNC Listed Security Acquisition | 2,000.00 | 16,099.95 | 0.00 | 413,399.90 |
| 17/11/2022 | GNC Listed Security Acquisition | 3,000.00 | 23,146.39 | 0.00 | 436,546.29 |
| 18/11/2022 | GNC Listed Security Acquisition | 2,000.00 | 16,052.03 | 0.00 | 452,598.32 |
| 08/12/2022 | GNC Listed Security Acquisition | 2,000.00 | 15,671.75 | 0.00 | 468,270.07 |
| 05/01/2023 | GNC Listed Security Acquisition | 2,000.00 | 14,530.89 | 0.00 | 482,800.96 |

| Date | Description | Quantity | Debits | Credits | Balance |
|--|---------------------------------|-----------|-----------|-----------|------------|
| 13/02/2023 | GNC Listed Security Acquisition | 2,000.00 | 14,450.84 | 0.00 | 497,251.80 |
| 14/02/2023 | GNC Listed Security Disposal | -1,000.00 | 0.00 | 4,024.75 | 493,227.05 |
| 16/02/2023 | GNC Listed Security Disposal | -2,000.00 | 0.00 | 8,049.50 | 485,177.55 |
| 20/02/2023 | GNC Listed Security Disposal | -1,000.00 | 0.00 | 3,359.07 | 481,818.48 |
| 20/03/2023 | GNC Listed Security Acquisition | 1,500.00 | 10,374.90 | 0.00 | 492,193.38 |
| 24/04/2023 | GNC Listed Security Acquisition | 2,000.00 | 13,730.29 | 0.00 | 505,923.67 |
| 12/05/2023 | GNC Listed Security Disposal | -2,500.00 | 0.00 | 8,207.64 | 497,716.03 |
| 28/06/2023 | GNC Listed Security Disposal | -1,000.00 | 0.00 | 3,203.77 | 494,512.26 |
| 30/06/2023 | Market Value Adjustment | 0.00 | 0.00 | 95,182.26 | 399,330.00 |
| 30/06/2023 | Closing Balance | 51,000.00 | 0.00 | 0.00 | 399,330.00 |
| Investments - Mineral Resources Limited | | | | | |
| 01/07/2022 | Opening Balance | 0.00 | 0.00 | 0.00 | 0.00 |
| 29/03/2023 | MIN Listed Security Acquisition | 100.00 | 8,075.90 | 0.00 | 8,075.90 |
| 29/03/2023 | MIN Listed Security Acquisition | 100.00 | 8,180.90 | 0.00 | 16,256.80 |
| 29/03/2023 | MIN Listed Security Acquisition | 100.00 | 8,186.90 | 0.00 | 24,443.70 |
| 30/03/2023 | MIN Listed Security Acquisition | 150.00 | 11,973.90 | 0.00 | 36,417.60 |
| 04/04/2023 | MIN Listed Security Acquisition | 150.00 | 12,009.90 | 0.00 | 48,427.50 |
| 11/04/2023 | MIN Listed Security Acquisition | 150.00 | 11,784.90 | 0.00 | 60,212.40 |
| 29/05/2023 | MIN Listed Security Acquisition | 150.00 | 10,688.40 | 0.00 | 70,900.80 |
| 27/06/2023 | MIN Listed Security Acquisition | 150.00 | 10,536.90 | 0.00 | 81,437.70 |

| Date | Description | Quantity | Debits | Credits | Balance |
|---|---------------------------------|-----------|-----------|-----------|------------|
| 30/06/2023 | Market Value Adjustment | 0.00 | 0.00 | 6,436.20 | 75,001.50 |
| 30/06/2023 | Closing Balance | 1,050.00 | 0.00 | 0.00 | 75,001.50 |
| Investments - Monadelphous Group Limited | | | | | |
| 01/07/2022 | Opening Balance | 33,500.00 | 0.00 | 0.00 | 333,325.00 |
| 30/08/2022 | MND Listed Security Disposal | -3,000.00 | 0.00 | 40,909.41 | 292,415.59 |
| 12/09/2022 | MND Listed Security Disposal | -1,000.00 | 0.00 | 11,879.95 | 280,535.64 |
| 05/10/2022 | MND Listed Security Disposal | -500.00 | 0.00 | 5,699.97 | 274,835.67 |
| 14/11/2022 | MND Listed Security Disposal | -1,000.00 | 0.00 | 10,542.08 | 264,293.59 |
| 23/11/2022 | MND Listed Security Acquisition | 1,000.00 | 13,450.08 | 0.00 | 277,743.67 |
| 14/02/2023 | MND Listed Security Disposal | -500.00 | 0.00 | 4,286.61 | 273,457.06 |
| 21/02/2023 | MND Listed Security Acquisition | 1,000.00 | 12,779.90 | 0.00 | 286,236.96 |
| 21/02/2023 | MND Listed Security Acquisition | 1,000.00 | 13,329.99 | 0.00 | 299,566.95 |
| 22/02/2023 | MND Listed Security Acquisition | 1,000.00 | 12,229.90 | 0.00 | 311,796.85 |
| 10/05/2023 | MND Listed Security Disposal | -1,000.00 | 0.00 | 9,078.32 | 302,718.53 |
| 30/06/2023 | Market Value Adjustment | 0.00 | 54,741.47 | 0.00 | 357,460.00 |
| 30/06/2023 | Closing Balance | 30,500.00 | 0.00 | 0.00 | 357,460.00 |
| Investments - Orica Limited | | | | | |
| 01/07/2022 | Opening Balance | 22,000.00 | 0.00 | 0.00 | 346,940.00 |
| 04/08/2022 | ORI Listed Security Acquisition | 1,000.00 | 15,659.95 | 0.00 | 362,599.95 |
| 19/09/2022 | ORI Listed Security Acquisition | 2,000.00 | 28,511.33 | 0.00 | 391,111.28 |

| Date | Description | Quantity | Debits | Credits | Balance |
|--|---------------------------------|-----------|-----------|-----------|------------|
| 26/09/2022 | ORI Listed Security Acquisition | 1,000.00 | 13,479.95 | 0.00 | 404,591.23 |
| 28/09/2022 | ORI Listed Security Acquisition | 2,000.00 | 26,508.78 | 0.00 | 431,100.01 |
| 07/10/2022 | ORI Listed Security Acquisition | 2,000.00 | 26,348.95 | 0.00 | 457,448.96 |
| 10/10/2022 | ORI Listed Security Acquisition | 2,000.00 | 25,585.56 | 0.00 | 483,034.52 |
| 11/10/2022 | ORI Listed Security Disposal | -2,000.00 | 0.00 | 36,744.92 | 446,289.60 |
| 12/10/2022 | ORI Listed Security Disposal | -500.00 | 0.00 | 10,340.00 | 435,949.60 |
| 14/11/2022 | ORI Listed Security Disposal | -1,000.00 | 0.00 | 20,680.00 | 415,269.60 |
| 15/11/2022 | ORI Listed Security Disposal | -1,000.00 | 0.00 | 20,680.00 | 394,589.60 |
| 14/12/2022 | ORI Listed Security Disposal | -1,000.00 | 0.00 | 20,680.00 | 373,909.60 |
| 10/02/2023 | ORI Listed Security Disposal | -1,000.00 | 0.00 | 20,680.00 | 353,229.60 |
| 14/02/2023 | ORI Listed Security Disposal | -500.00 | 0.00 | 10,340.00 | 342,889.60 |
| 06/03/2023 | ORI Listed Security Disposal | -500.00 | 0.00 | 10,340.00 | 332,549.60 |
| 12/05/2023 | ORI Listed Security Disposal | -500.00 | 0.00 | 10,340.00 | 322,209.60 |
| 30/06/2023 | Market Value Adjustment | 0.00 | 33,710.40 | 0.00 | 355,920.00 |
| 30/06/2023 | Closing Balance | 24,000.00 | 0.00 | 0.00 | 355,920.00 |
| Investments - Origin Energy Limited | | | | | |
| 01/07/2022 | Opening Balance | 32,500.00 | 0.00 | 0.00 | 186,225.00 |
| 13/07/2022 | ORG Listed Security Acquisition | 2,000.00 | 11,019.95 | 0.00 | 197,244.95 |
| 27/02/2023 | ORG Listed Security Disposal | -2,000.00 | 0.00 | 8,429.98 | 188,814.97 |
| 19/06/2023 | ORG Listed Security Disposal | -1,000.00 | 0.00 | 4,214.98 | 184,599.99 |

| Date | Description | Quantity | Debits | Credits | Balance |
|---|---------------------------------|------------|-----------|------------|------------|
| 30/06/2023 | Market Value Adjustment | 0.00 | 80,315.01 | 0.00 | 264,915.00 |
| 30/06/2023 | Closing Balance | 31,500.00 | 0.00 | 0.00 | 264,915.00 |
| Investments - Ridley Corporation Limited | | | | | |
| 01/07/2022 | Opening Balance | 190,000.00 | 0.00 | 0.00 | 340,100.00 |
| 30/08/2022 | RIC Listed Security Disposal | -5,000.00 | 0.00 | 6,925.00 | 333,175.00 |
| 12/09/2022 | RIC Listed Security Disposal | -5,000.00 | 0.00 | 6,925.01 | 326,249.99 |
| 16/11/2022 | RIC Listed Security Acquisition | 5,000.00 | 9,609.90 | 0.00 | 335,859.89 |
| 05/12/2022 | RIC Listed Security Acquisition | 5,000.00 | 9,359.90 | 0.00 | 345,219.79 |
| 16/02/2023 | RIC Listed Security Disposal | -7,500.00 | 0.00 | 10,387.51 | 334,832.28 |
| 20/02/2023 | RIC Listed Security Disposal | -10,000.00 | 0.00 | 13,850.01 | 320,982.27 |
| 30/06/2023 | Market Value Adjustment | 0.00 | 24,017.73 | 0.00 | 345,000.00 |
| 30/06/2023 | Closing Balance | 172,500.00 | 0.00 | 0.00 | 345,000.00 |
| Investments - Tassal Group Limited | | | | | |
| 01/07/2022 | Opening Balance | 62,851.00 | 0.00 | 0.00 | 301,056.29 |
| 24/10/2022 | TGR Listed Security Disposal | -5,000.00 | 0.00 | 19,821.78 | 281,234.51 |
| 21/11/2022 | TGR Takeover/Merger | -57,851.00 | 0.00 | 224,598.12 | 56,636.39 |
| 30/06/2023 | Market Value Adjustment | 0.00 | 0.00 | 56,636.39 | 0.00 |
| 30/06/2023 | Closing Balance | 0.00 | 0.00 | 0.00 | 0.00 |
| Investments - United Malt Group Limited | | | | | |
| 01/07/2022 | Opening Balance | 99,000.00 | 0.00 | 0.00 | 323,730.00 |

| Date | Description | Quantity | Debits | Credits | Balance |
|--|---|------------|------------|------------|------------|
| 01/08/2022 | UMG Listed Security Acquisition | 4,000.00 | 12,389.95 | 0.00 | 336,119.95 |
| 28/03/2023 | UMG Listed Security Disposal | -14,000.00 | 0.00 | 65,120.87 | 270,999.08 |
| 29/03/2023 | UMG Listed Security Disposal | -5,000.00 | 0.00 | 20,549.75 | 250,449.33 |
| 30/03/2023 | UMG Listed Security Disposal | -2,000.00 | 0.00 | 8,248.67 | 242,200.66 |
| 03/04/2023 | UMG Listed Security Disposal | -2,000.00 | 0.00 | 8,309.13 | 233,891.53 |
| 30/06/2023 | Market Value Adjustment | 0.00 | 118,108.47 | 0.00 | 352,000.00 |
| 30/06/2023 | Closing Balance | 80,000.00 | 0.00 | 0.00 | 352,000.00 |
| Investments - Westpac Banking Corporation - Cap Note 3-Bbsw+3.05% | | | | | |
| 01/07/2022 | Opening Balance | 1,300.00 | 0.00 | 0.00 | 129,623.00 |
| 23/09/2022 | TRANSFER FROM WBCPE REDEM 001284797444 | -1,300.00 | 0.00 | 123,596.58 | 6,026.42 |
| 30/06/2023 | Market Value Adjustment | 0.00 | 0.00 | 6,026.42 | 0.00 |
| 30/06/2023 | Closing Balance | 0.00 | 0.00 | 0.00 | 0.00 |
| Investments - Woodside Energy Group Limited | | | | | |
| 01/07/2022 | Opening Balance | 7,379.00 | 0.00 | 0.00 | 234,947.36 |
| 13/01/2023 | WDS Listed Security Acquisition | 500.00 | 18,443.83 | 0.00 | 253,391.19 |
| 20/02/2023 | WDS Listed Security Acquisition | 1,000.00 | 34,345.38 | 0.00 | 287,736.57 |
| 01/03/2023 | WDS Listed Security Disposal | -250.00 | 0.00 | 7,689.98 | 280,046.59 |
| 02/03/2023 | WDS Listed Security Disposal | -250.00 | 0.00 | 7,689.97 | 272,356.62 |
| 03/03/2023 | WDS Listed Security Disposal | -250.00 | 0.00 | 6,562.48 | 265,794.14 |

| Date | Description | Quantity | Debits | Credits | Balance |
|--|---------------------------------|------------|-----------|---------|------------|
| 08/03/2023 | WDS Listed Security Acquisition | 500.00 | 17,453.08 | 0.00 | 283,247.22 |
| 16/03/2023 | WDS Listed Security Acquisition | 500.00 | 15,891.91 | 0.00 | 299,139.13 |
| 30/06/2023 | Market Value Adjustment | 0.00 | 15,263.63 | 0.00 | 314,402.76 |
| 30/06/2023 | Closing Balance | 9,129.00 | 0.00 | 0.00 | 314,402.76 |
| Investments - Rural Funds Group | | | | | |
| 01/07/2022 | Opening Balance | 171,242.00 | 0.00 | 0.00 | 429,817.42 |
| 07/07/2022 | RFF Listed Security Acquisition | 4,000.00 | 10,179.95 | 0.00 | 439,997.37 |
| 13/07/2022 | RFF Listed Security Acquisition | 4,000.00 | 10,219.95 | 0.00 | 450,217.32 |
| 23/09/2022 | RFF Listed Security Acquisition | 5,000.00 | 12,009.24 | 0.00 | 462,226.56 |
| 30/09/2022 | RFF Listed Security Acquisition | 5,000.00 | 11,419.95 | 0.00 | 473,646.51 |
| 07/12/2022 | RFF Listed Security Acquisition | 5,000.00 | 12,359.90 | 0.00 | 486,006.41 |
| 16/03/2023 | RFF Listed Security Acquisition | 5,000.00 | 10,490.65 | 0.00 | 496,497.06 |
| 17/03/2023 | RFF Listed Security Acquisition | 5,000.00 | 10,308.49 | 0.00 | 506,805.55 |
| 22/03/2023 | RFF Listed Security Acquisition | 5,000.00 | 10,159.90 | 0.00 | 516,965.45 |
| 29/03/2023 | RFF Listed Security Acquisition | 5,000.00 | 10,084.90 | 0.00 | 527,050.35 |
| 30/03/2023 | RFF Listed Security Acquisition | 5,000.00 | 10,107.53 | 0.00 | 537,157.88 |
| 03/04/2023 | RFF Listed Security Acquisition | 5,000.00 | 10,109.90 | 0.00 | 547,267.78 |
| 24/04/2023 | RFF Listed Security Acquisition | 5,000.00 | 9,784.90 | 0.00 | 557,052.68 |
| 11/05/2023 | RFF Listed Security Acquisition | 7,500.00 | 14,485.86 | 0.00 | 571,538.54 |
| 12/05/2023 | RFF Listed Security Acquisition | 5,000.00 | 9,609.90 | 0.00 | 581,148.44 |

| Date | Description | Quantity | Debits | Credits | Balance |
|--------------------------------|---------------------------------|------------|-----------|------------|------------|
| 25/05/2023 | RFF Listed Security Acquisition | 7,500.00 | 13,585.19 | 0.00 | 594,733.63 |
| 30/05/2023 | RFF Listed Security Acquisition | 7,500.00 | 13,585.19 | 0.00 | 608,318.82 |
| 23/06/2023 | RFF Listed Security Acquisition | 6,000.00 | 10,179.90 | 0.00 | 618,498.72 |
| 30/06/2023 | Market Value Adjustment | 0.00 | 0.00 | 154,759.09 | 463,739.63 |
| 30/06/2023 | Closing Balance | 262,742.00 | 0.00 | 0.00 | 463,739.63 |
| Investments - Stockland | | | | | |
| 01/07/2022 | Opening Balance | 122,500.00 | 0.00 | 0.00 | 442,225.00 |
| 23/09/2022 | SGP Listed Security Acquisition | 5,000.00 | 16,419.95 | 0.00 | 458,644.95 |
| 28/09/2022 | SGP Listed Security Acquisition | 5,000.00 | 15,819.95 | 0.00 | 474,464.90 |
| 11/10/2022 | SGP Listed Security Acquisition | 5,000.00 | 16,266.25 | 0.00 | 490,731.15 |
| 11/11/2022 | SGP Listed Security Disposal | -3,000.00 | 0.00 | 13,140.00 | 477,591.15 |
| 24/11/2022 | SGP Listed Security Disposal | -3,000.00 | 0.00 | 13,140.00 | 464,451.15 |
| 01/12/2022 | SGP Listed Security Disposal | -3,000.00 | 0.00 | 13,140.00 | 451,311.15 |
| 23/01/2023 | SGP Listed Security Disposal | -2,000.00 | 0.00 | 8,760.00 | 442,551.15 |
| 30/01/2023 | SGP Listed Security Disposal | -2,000.00 | 0.00 | 8,760.00 | 433,791.15 |
| 02/02/2023 | SGP Listed Security Disposal | -2,000.00 | 0.00 | 8,760.00 | 425,031.15 |
| 03/02/2023 | SGP Listed Security Disposal | -4,000.00 | 0.00 | 17,520.00 | 407,511.15 |
| 21/02/2023 | SGP Listed Security Acquisition | 3,000.00 | 11,199.90 | 0.00 | 418,711.05 |
| 04/04/2023 | SGP Listed Security Disposal | -2,000.00 | 0.00 | 8,760.00 | 409,951.05 |
| 11/04/2023 | SGP Listed Security Disposal | -1,500.00 | 0.00 | 6,570.00 | 403,381.05 |

| Date | Description | Quantity | Debits | Credits | Balance |
|------------|---------------------------------|------------|-----------|----------|------------|
| 17/04/2023 | SGP Listed Security Disposal | -2,000.00 | 0.00 | 8,100.11 | 395,280.94 |
| 26/04/2023 | SGP Listed Security Disposal | -2,000.00 | 0.00 | 7,880.15 | 387,400.79 |
| 28/04/2023 | SGP Listed Security Disposal | -2,000.00 | 0.00 | 7,917.33 | 379,483.46 |
| 01/05/2023 | SGP Listed Security Disposal | -2,000.00 | 0.00 | 8,028.82 | 371,454.64 |
| 08/05/2023 | SGP Listed Security Disposal | -1,500.00 | 0.00 | 6,021.62 | 365,433.02 |
| 29/06/2023 | SGP Listed Security Acquisition | 3,000.00 | 12,069.90 | 0.00 | 377,502.92 |
| 30/06/2023 | Market Value Adjustment | 0.00 | 71,842.08 | 0.00 | 449,345.00 |
| 30/06/2023 | Closing Balance | 111,500.00 | 0.00 | 0.00 | 449,345.00 |

Cash At Bank - Cash at Bank - ANZ Cash Investment

| | | | | | |
|------------|----------------------------------|------|-----------|-----------|------------|
| 01/07/2022 | Opening Balance | 0.00 | 0.00 | 0.00 | 47,521.09 |
| 07/07/2022 | TRANSFER 828549 FRO | 0.00 | 70,000.00 | 0.00 | 117,521.09 |
| 11/07/2022 | Bght 1000 ELD @ 12.4700 19669447 | 0.00 | 0.00 | 12,499.95 | 105,021.14 |
| 11/07/2022 | Bght 4000 RFF @ 2.5400 19669873 | 0.00 | 0.00 | 10,179.95 | 94,841.19 |
| 15/07/2022 | Bght 2000 ORG @ 5.5000 19713445 | 0.00 | 0.00 | 11,019.95 | 83,821.24 |
| 15/07/2022 | Bght 4000 RFF @ 2.5500 19713611 | 0.00 | 0.00 | 10,219.95 | 73,601.29 |
| 25/07/2022 | Bght 2000 ELD @ 11.7890 19777479 | 0.00 | 0.00 | 23,603.92 | 49,997.37 |
| 25/07/2022 | Sold 2500 CDA @ 8.2600 19777323 | 0.00 | 20,627.28 | 0.00 | 70,624.65 |
| 26/07/2022 | Bght 2000 ELD @ 11.4200 19792715 | 0.00 | 0.00 | 22,865.12 | 47,759.53 |
| 26/07/2022 | Sold 2000 CDA @ 8.4700 19790678 | 0.00 | 16,920.05 | 0.00 | 64,679.58 |
| 01/08/2022 | Bght 2000 GNC @ 8.4400 19834009 | 0.00 | 0.00 | 16,899.95 | 47,779.63 |

| Date | Description | Quantity | Debits | Credits | Balance |
|------------|----------------------------------|----------|-----------|-----------|------------|
| 03/08/2022 | Bght 4000 UMG @ 3.0900 19874888 | 0.00 | 0.00 | 12,389.95 | 35,389.68 |
| 04/08/2022 | Bght 2000 GNC @ 8.0400 19882401 | 0.00 | 0.00 | 16,099.95 | 19,289.73 |
| 08/08/2022 | Bght 1000 ORI @ 15.6400 19913295 | 0.00 | 0.00 | 15,659.95 | 3,629.78 |
| 01/09/2022 | Sold 1000 MND @ 12.9100 20180247 | 0.00 | 12,890.05 | 0.00 | 16,519.83 |
| 01/09/2022 | Sold 1000 MND @ 12.9700 20180576 | 0.00 | 12,950.05 | 0.00 | 29,469.88 |
| 01/09/2022 | Sold 1000 MND @ 13.0030 20182736 | 0.00 | 12,983.09 | 0.00 | 42,452.97 |
| 01/09/2022 | Sold 5000 RIC @ 1.9200 20176841 | 0.00 | 9,580.05 | 0.00 | 52,033.02 |
| 14/09/2022 | Sold 1000 MND @ 13.9000 20303736 | 0.00 | 13,880.05 | 0.00 | 65,913.07 |
| 14/09/2022 | Sold 4238 BIS @ 2.0300 20303926 | 0.00 | 8,578.19 | 0.00 | 74,491.26 |
| 14/09/2022 | Sold 5000 RIC @ 2.2100 20299849 | 0.00 | 11,030.05 | 0.00 | 85,521.31 |
| 15/09/2022 | Sold 762 BIS @ 2.0300 20311152 | 0.00 | 1,541.85 | 0.00 | 87,063.16 |
| 16/09/2022 | Bght 2000 CDA @ 6.2400 20335939 | 0.00 | 0.00 | 12,499.95 | 74,563.21 |
| 16/09/2022 | Sold 2000 ELD @ 12.8050 20329750 | 0.00 | 25,581.83 | 0.00 | 100,145.04 |
| 16/09/2022 | Sold 2000 ELD @ 12.8050 20329884 | 0.00 | 25,581.83 | 0.00 | 125,726.87 |
| 19/09/2022 | Sold 5000 BIS @ 2.0600 20346822 | 0.00 | 10,280.05 | 0.00 | 136,006.92 |
| 19/09/2022 | Sold 5000 BIS @ 2.2000 20351639 | 0.00 | 10,980.05 | 0.00 | 146,986.97 |
| 19/09/2022 | Sold 5000 BIS @ 2.2500 20352533 | 0.00 | 11,230.05 | 0.00 | 158,217.02 |
| 20/09/2022 | Sold 5000 BIS @ 2.2600 20363832 | 0.00 | 11,280.05 | 0.00 | 169,497.07 |
| 21/09/2022 | Bght 2000 ORI @ 14.2400 20377293 | 0.00 | 0.00 | 28,511.33 | 140,985.74 |
| 21/09/2022 | Sold 5000 BIS @ 2.2700 20375127 | 0.00 | 11,330.05 | 0.00 | 152,315.79 |

| Date | Description | Quantity | Debits | Credits | Balance |
|------------|--------------------------------------|----------|------------|-----------|------------|
| 21/09/2022 | Sold 5000 BIS @ 2.3000 20376164 | 0.00 | 11,480.05 | 0.00 | 163,795.84 |
| 27/09/2022 | Bght 5000 RFF @ 2.3979 20421777 | 0.00 | 0.00 | 12,009.24 | 151,786.60 |
| 27/09/2022 | Bght 5000 SGP @ 3.2800 20422913 | 0.00 | 0.00 | 16,419.95 | 135,366.65 |
| 28/09/2022 | Bght 1000 ORI @ 13.4600 AUD 20439267 | 0.00 | 0.00 | 13,479.95 | 121,886.70 |
| 28/09/2022 | Bght 2000 CDA @ 5.5300 AUD 20437097 | 0.00 | 0.00 | 11,079.95 | 110,806.75 |
| 28/09/2022 | TRANSFER 309462 FRO | 0.00 | 142,000.00 | 0.00 | 252,806.75 |
| 30/09/2022 | Bght 2000 CDA @ 5.4350 AUD 20469733 | 0.00 | 0.00 | 10,889.95 | 241,916.80 |
| 30/09/2022 | Bght 2000 ORI @ 13.2398 AUD 20465762 | 0.00 | 0.00 | 26,508.78 | 215,408.02 |
| 30/09/2022 | Bght 5000 SGP @ 3.1600 AUD 20469633 | 0.00 | 0.00 | 15,819.95 | 199,588.07 |
| 30/09/2022 | CREDIT INTEREST PAID | 0.00 | 0.13 | 0.00 | 199,588.20 |
| 04/10/2022 | Bght 2000 ELD @ 11.8200 AUD 20488125 | 0.00 | 0.00 | 23,666.00 | 175,922.20 |
| 04/10/2022 | Bght 5000 BLD @ 2.6182 AUD 20488360 | 0.00 | 0.00 | 13,110.84 | 162,811.36 |
| 04/10/2022 | Bght 5000 RFF @ 2.2800 AUD 20493798 | 0.00 | 0.00 | 11,419.95 | 151,391.41 |
| 05/10/2022 | Bght 3000 CSR @ 4.3900 AUD 20502453 | 0.00 | 0.00 | 13,199.95 | 138,191.46 |
| 07/10/2022 | Sold 4000 BIS @ 2.3500 AUD 20528063 | 0.00 | 9,380.05 | 0.00 | 147,571.51 |
| 07/10/2022 | Sold 500 MND @ 13.7800 AUD 20536915 | 0.00 | 6,870.05 | 0.00 | 154,441.56 |
| 11/10/2022 | Bght 2000 ORI @ 13.1600 AUD 20553134 | 0.00 | 0.00 | 26,348.95 | 128,092.61 |
| 12/10/2022 | Bght 2000 DOW @ 4.5100 AUD 20566542 | 0.00 | 0.00 | 9,031.00 | 119,061.61 |
| 12/10/2022 | Bght 2000 ORI @ 12.7800 AUD 20566657 | 0.00 | 0.00 | 25,585.56 | 93,476.05 |
| 13/10/2022 | Bght 2000 CDA @ 5.3593 AUD 20582842 | 0.00 | 0.00 | 10,729.69 | 82,746.36 |

| Date | Description | Quantity | Debits | Credits | Balance |
|------------|--|----------|-----------|-----------|-----------|
| 13/10/2022 | Bght 5000 SGP @ 3.2500 AUD 20582893 | 0.00 | 0.00 | 16,266.25 | 66,480.11 |
| 13/10/2022 | Sold 2000 ORI @ 13.4100 AUD 20583699 | 0.00 | 26,793.18 | 0.00 | 93,273.29 |
| 14/10/2022 | Bght 2000 CDA @ 5.1600 AUD 20596238 | 0.00 | 0.00 | 10,329.90 | 82,943.39 |
| 14/10/2022 | Bght 2000 CWP @ 3.5800 AUD 20596852 | 0.00 | 0.00 | 7,169.90 | 75,773.49 |
| 14/10/2022 | Bght 4000 BIS @ 2.0300 AUD 20597436 | 0.00 | 0.00 | 8,129.90 | 67,643.59 |
| 14/10/2022 | Sold 1000 ELD @ 12.4900 AUD 20588159 | 0.00 | 12,480.10 | 0.00 | 80,123.69 |
| 14/10/2022 | Sold 500 ORI @ 13.7500 AUD 20591091 | 0.00 | 6,865.10 | 0.00 | 86,988.79 |
| 17/10/2022 | Bght 2000 CDA @ 5.0500 AUD 20601542 | 0.00 | 0.00 | 10,109.90 | 76,878.89 |
| 25/10/2022 | Bght 2000 CDA @ 4.8600 AUD 20680165 | 0.00 | 0.00 | 9,729.90 | 67,148.99 |
| 26/10/2022 | Sold 5000 TGR @ 5.1900 AUD 20688642 | 0.00 | 25,930.54 | 0.00 | 93,079.53 |
| 28/10/2022 | Bght 5000 CDA @ 3.9700 AUD 20720793 | 0.00 | 0.00 | 19,864.88 | 73,214.65 |
| 28/10/2022 | Bght 5000 CDA @ 4.0200 AUD 20720490 | 0.00 | 0.00 | 20,115.07 | 53,099.58 |
| 11/11/2022 | JNL1645226 Brokerage Rebate. Ref:20883909 | 0.00 | 9.90 | 0.00 | 53,109.48 |
| 14/11/2022 | Bght 3000 CDA @ 3.9196 AUD 20883909 | 0.00 | 0.00 | 11,768.62 | 41,340.86 |
| 14/11/2022 | JNL1646626 Brokerage Rebate. Ref:20902840 | 0.00 | 9.90 | 0.00 | 41,350.76 |
| 15/11/2022 | Deposit to ANZC - Bulk Settlement | 0.00 | 29.70 | 0.00 | 41,380.46 |
| 15/11/2022 | Sold 3000 SGP @ 3.7200 AUD 20902840 | 0.00 | 11,150.10 | 0.00 | 52,530.56 |
| 16/11/2022 | Bght 2000 ELD @ 10.8800 AUD 20918601 | 0.00 | 0.00 | 21,776.32 | 30,754.24 |
| 16/11/2022 | Bght 2000 ELD @ 11.3300 AUD 20910328 | 0.00 | 0.00 | 22,677.00 | 8,077.24 |

| Date | Description | Quantity | Debits | Credits | Balance |
|------------|--------------------------------------|----------|------------|-----------|------------|
| 16/11/2022 | Bght 2000 ELD @ 11.3800 AUD 20910329 | 0.00 | 0.00 | 22,777.07 | 14,699.83 |
| 16/11/2022 | Sold 1000 MND @ 14.2100 AUD 20912371 | 0.00 | 14,199.34 | 0.00 | 500.49 |
| 16/11/2022 | Sold 1000 ORI @ 15.4100 AUD 20911601 | 0.00 | 15,398.44 | 0.00 | 14,897.95 |
| 16/11/2022 | TRANSFER 712697 FRO | 0.00 | 284,000.00 | 0.00 | 298,897.95 |
| 17/11/2022 | Bght 1700 ELD @ 10.4600 AUD 20929388 | 0.00 | 0.00 | 17,795.33 | 281,102.62 |
| 17/11/2022 | Bght 3000 CDA @ 4.0100 AUD 20927205 | 0.00 | 0.00 | 12,039.90 | 269,062.72 |
| 17/11/2022 | Sold 1000 ORI @ 15.4888 AUD 20929050 | 0.00 | 15,477.14 | 0.00 | 284,539.86 |
| 18/11/2022 | Bght 4000 CSR @ 4.6600 AUD 20953218 | 0.00 | 0.00 | 18,653.98 | 265,885.88 |
| 18/11/2022 | Bght 4000 FBU @ 4.7200 AUD 20953167 | 0.00 | 0.00 | 18,894.16 | 246,991.72 |
| 18/11/2022 | Bght 5000 CDA @ 4.1097 AUD 20953010 | 0.00 | 0.00 | 20,564.14 | 226,427.58 |
| 18/11/2022 | Bght 5000 CDA @ 4.1195 AUD 20952961 | 0.00 | 0.00 | 20,612.89 | 205,814.69 |
| 18/11/2022 | Bght 5000 RIC @ 1.9200 AUD 20953752 | 0.00 | 0.00 | 9,609.90 | 196,204.79 |
| 21/11/2022 | Bght 3000 GNC @ 7.7097 AUD 20962906 | 0.00 | 0.00 | 23,146.39 | 173,058.40 |
| 22/11/2022 | Bght 2000 CWP @ 4.0600 AUD 20980276 | 0.00 | 0.00 | 8,129.90 | 164,928.50 |
| 22/11/2022 | Bght 2000 GNC @ 8.0200 AUD 20977704 | 0.00 | 0.00 | 16,052.03 | 148,876.47 |
| 25/11/2022 | Bght 1000 MND @ 13.4400 AUD 21013641 | 0.00 | 0.00 | 13,450.08 | 135,426.39 |
| 28/11/2022 | Sold 3000 SGP @ 3.7700 AUD 21035555 | 0.00 | 11,300.10 | 0.00 | 146,726.49 |
| 30/11/2022 | CREDIT INTEREST PAID | 0.00 | 0.16 | 0.00 | 146,726.65 |
| 05/12/2022 | Sold 3000 SGP @ 3.8800 AUD 21099865 | 0.00 | 11,630.10 | 0.00 | 158,356.75 |
| 07/12/2022 | Bght 1000 ELD @ 9.6600 AUD 21125280 | 0.00 | 0.00 | 9,669.90 | 148,686.85 |

| Date | Description | Quantity | Debits | Credits | Balance |
|------------|--------------------------------------|----------|-----------|-----------|------------|
| 07/12/2022 | Bght 5000 RIC @ 1.8700 AUD 21121162 | 0.00 | 0.00 | 9,359.90 | 139,326.95 |
| 09/12/2022 | Bght 5000 CDA @ 3.8300 AUD 21154471 | 0.00 | 0.00 | 19,164.37 | 120,162.58 |
| 09/12/2022 | Bght 5000 RFF @ 2.4700 AUD 21154748 | 0.00 | 0.00 | 12,359.90 | 107,802.68 |
| 12/12/2022 | Bght 2000 GNC @ 7.8300 AUD 21162399 | 0.00 | 0.00 | 15,671.75 | 92,130.93 |
| 12/12/2022 | Bght 3000 CDA @ 3.7100 AUD 21169746 | 0.00 | 0.00 | 11,139.90 | 80,991.03 |
| 12/12/2022 | Bght 3000 DOW @ 3.7700 AUD 21172220 | 0.00 | 0.00 | 11,319.90 | 69,671.13 |
| 12/12/2022 | Bght 4000 FBU @ 4.6500 AUD 21169637 | 0.00 | 0.00 | 18,613.95 | 51,057.18 |
| 16/12/2022 | Sold 1000 ORI @ 15.4900 AUD 21222725 | 0.00 | 15,478.38 | 0.00 | 66,535.56 |
| 19/12/2022 | Sold 1000 ELD @ 10.3500 AUD 21234552 | 0.00 | 10,340.10 | 0.00 | 76,875.66 |
| 09/01/2023 | Bght 2000 GNC @ 7.2600 AUD 21376261 | 0.00 | 0.00 | 14,530.89 | 62,344.77 |
| 13/01/2023 | Wdl TRANSFER TO NOM AC | 0.00 | 0.00 | 25,000.00 | 37,344.77 |
| 16/01/2023 | Sold 2000 CDA @ 4.2000 AUD 21438705 | 0.00 | 8,390.10 | 0.00 | 45,734.87 |
| 16/01/2023 | Sold 2000 CDA @ 4.2800 AUD 21442628 | 0.00 | 8,550.10 | 0.00 | 54,284.97 |
| 16/01/2023 | Wdl TRANSFER TO NOM AC | 0.00 | 0.00 | 35,000.00 | 19,284.97 |
| 17/01/2023 | Bght 500 WDS @ 36.8600 AUD 21460794 | 0.00 | 0.00 | 18,443.83 | 841.14 |
| 17/01/2023 | Sold 2000 CDA @ 4.3900 AUD 21453841 | 0.00 | 8,770.10 | 0.00 | 9,611.24 |
| 18/01/2023 | Sold 1000 ELD @ 10.0500 AUD 21477388 | 0.00 | 10,040.10 | 0.00 | 19,651.34 |
| 20/01/2023 | Sold 2000 CDA @ 4.6100 AUD 21501114 | 0.00 | 9,210.10 | 0.00 | 28,861.44 |
| 20/01/2023 | Sold 2000 CDA @ 4.6200 AUD 21505755 | 0.00 | 9,230.10 | 0.00 | 38,091.54 |
| 20/01/2023 | Sold 2000 CDA @ 4.6850 AUD 21508396 | 0.00 | 9,360.10 | 0.00 | 47,451.64 |

| Date | Description | Quantity | Debits | Credits | Balance |
|------------|-------------------------------------|----------|-----------|-----------|------------|
| 25/01/2023 | Sold 2000 SGP @ 3.9100 AUD 21542440 | 0.00 | 7,810.10 | 0.00 | 55,261.74 |
| 27/01/2023 | Sold 1500 CDA @ 5.2027 AUD 21560361 | 0.00 | 7,794.08 | 0.00 | 63,055.82 |
| 27/01/2023 | Sold 1500 CDA @ 5.2500 AUD 21561599 | 0.00 | 7,865.10 | 0.00 | 70,920.92 |
| 27/01/2023 | Sold 2000 CDA @ 4.8000 AUD 21556691 | 0.00 | 9,590.10 | 0.00 | 80,511.02 |
| 27/01/2023 | Sold 4000 CDA @ 5.1400 AUD 21560199 | 0.00 | 20,544.58 | 0.00 | 101,055.60 |
| 30/01/2023 | Bght 5000 DOW @ 3.9300 AUD 21579311 | 0.00 | 0.00 | 19,664.74 | 81,390.86 |
| 30/01/2023 | Sold 1000 CDA @ 5.4300 AUD 21579256 | 0.00 | 5,420.10 | 0.00 | 86,810.96 |
| 30/01/2023 | Sold 1500 CDA @ 5.3700 AUD 21578650 | 0.00 | 8,045.10 | 0.00 | 94,856.06 |
| 01/02/2023 | Bght 5000 DOW @ 3.8300 AUD 21616353 | 0.00 | 0.00 | 19,164.37 | 75,691.69 |
| 01/02/2023 | Sold 2000 SGP @ 3.9900 AUD 21610491 | 0.00 | 7,970.10 | 0.00 | 83,661.79 |
| 06/02/2023 | Bght 1000 ELD @ 9.4050 AUD 21655815 | 0.00 | 0.00 | 9,414.90 | 74,246.89 |
| 06/02/2023 | Sold 1000 CDA @ 5.5500 AUD 21655390 | 0.00 | 5,540.10 | 0.00 | 79,786.99 |
| 06/02/2023 | Sold 2000 SGP @ 4.0750 AUD 21656176 | 0.00 | 8,140.10 | 0.00 | 87,927.09 |
| 07/02/2023 | Sold 1500 SGP @ 4.1950 AUD 21680844 | 0.00 | 6,282.60 | 0.00 | 94,209.69 |
| 07/02/2023 | Sold 188 CDA @ 5.5900 AUD 21680774 | 0.00 | 1,041.02 | 0.00 | 95,250.71 |
| 07/02/2023 | Sold 2500 SGP @ 4.1550 AUD 21675654 | 0.00 | 10,377.60 | 0.00 | 105,628.31 |
| 10/02/2023 | Bght 1000 ELD @ 8.8900 AUD 21727145 | 0.00 | 0.00 | 8,899.90 | 96,728.41 |
| 10/02/2023 | Bght 2000 ELD @ 8.9400 AUD 21725002 | 0.00 | 0.00 | 17,893.41 | 78,835.00 |
| 14/02/2023 | Sold 500 ORI @ 15.4300 AUD 21748214 | 0.00 | 7,705.10 | 0.00 | 86,540.10 |
| 14/02/2023 | Sold 500 ORI @ 15.5900 AUD 21752338 | 0.00 | 7,785.10 | 0.00 | 94,325.20 |

| Date | Description | Quantity | Debits | Credits | Balance |
|------------|--|----------|-----------|-----------|------------|
| 15/02/2023 | Bght 2000 GNC @ 7.2200 AUD 21767570 | 0.00 | 0.00 | 14,450.84 | 79,874.36 |
| 15/02/2023 | Bght 4000 FBU @ 4.6100 AUD 21767664 | 0.00 | 0.00 | 18,453.83 | 61,420.53 |
| 15/02/2023 | Payment to CMC MARKETS STOCKBROKING | 0.00 | 0.00 | 5.11 | 61,415.42 |
| 16/02/2023 | Sold 1000 GNC @ 7.3800 AUD 21784574 | 0.00 | 7,370.10 | 0.00 | 68,785.52 |
| 16/02/2023 | Sold 500 MND @ 13.9600 AUD 21784409 | 0.00 | 6,970.10 | 0.00 | 75,755.62 |
| 16/02/2023 | Sold 500 ORI @ 15.9100 AUD 21784502 | 0.00 | 7,945.10 | 0.00 | 83,700.72 |
| 20/02/2023 | Sold 2000 GNC @ 7.7300 AUD 21807613 | 0.00 | 15,448.41 | 0.00 | 99,149.13 |
| 20/02/2023 | Sold 7500 RIC @ 2.1854 AUD 21807501 | 0.00 | 16,378.11 | 0.00 | 115,527.24 |
| 20/02/2023 | Sold 812 CDA @ 5.5900 AUD 21813233 | 0.00 | 4,539.08 | 0.00 | 120,066.32 |
| 22/02/2023 | Bght 1000 WDS @ 34.3196 AUD 21842791 | 0.00 | 0.00 | 34,345.38 | 85,720.94 |
| 22/02/2023 | Bght 2500 FBU @ 4.4200 AUD 21842840 | 0.00 | 0.00 | 11,059.90 | 74,661.04 |
| 22/02/2023 | Bght 3000 DOW @ 3.9300 AUD 21842436 | 0.00 | 0.00 | 11,799.90 | 62,861.14 |
| 22/02/2023 | Sold 1000 CDA @ 5.7300 AUD 21841011 | 0.00 | 5,720.10 | 0.00 | 68,581.24 |
| 22/02/2023 | Sold 1000 GNC @ 7.8100 AUD 21841366 | 0.00 | 7,800.10 | 0.00 | 76,381.34 |
| 22/02/2023 | Sold 10000 RIC @ 2.3406 AUD 21841270 | 0.00 | 23,388.68 | 0.00 | 99,770.02 |
| 23/02/2023 | Bght 1000 MND @ 12.7700 AUD 21856575 | 0.00 | 0.00 | 12,779.90 | 86,990.12 |
| 23/02/2023 | Bght 1000 MND @ 13.3200 AUD 21852848 | 0.00 | 0.00 | 13,329.99 | 73,660.13 |
| 23/02/2023 | Bght 3000 SGP @ 3.7300 AUD 21848811 | 0.00 | 0.00 | 11,199.90 | 62,460.23 |
| 24/02/2023 | Bght 1000 MND @ 12.2200 AUD 21865560 | 0.00 | 0.00 | 12,229.90 | 50,230.33 |

| Date | Description | Quantity | Debits | Credits | Balance |
|------------|-------------------------------------|----------|-----------|-----------|-----------|
| 28/02/2023 | Bght 5000 BIS @ 1.9300 AUD 21890671 | 0.00 | 0.00 | 9,659.90 | 40,570.43 |
| 28/02/2023 | Bght 5000 BIS @ 1.9500 AUD 21889059 | 0.00 | 0.00 | 9,759.90 | 30,810.53 |
| 01/03/2023 | Bght 2000 DOW @ 3.1600 AUD 21910465 | 0.00 | 0.00 | 6,329.90 | 24,480.63 |
| 01/03/2023 | Bght 4000 DOW @ 3.3800 AUD 21906614 | 0.00 | 0.00 | 13,530.14 | 10,950.49 |
| 01/03/2023 | Bght 5000 BIS @ 1.8900 AUD 21905911 | 0.00 | 0.00 | 9,459.90 | 1,490.59 |
| 01/03/2023 | Bght 5000 DOW @ 3.0272 AUD 21914262 | 0.00 | 0.00 | 15,147.59 | 13,657.00 |
| 01/03/2023 | Sold 2000 ORG @ 8.1500 AUD 21914214 | 0.00 | 16,287.78 | 0.00 | 2,630.78 |
| 02/03/2023 | Sold 1000 ELD @ 9.2400 AUD 21923306 | 0.00 | 9,230.10 | 0.00 | 11,860.88 |
| 03/03/2023 | Sold 250 WDS @ 36.1200 AUD 21933625 | 0.00 | 9,020.10 | 0.00 | 20,880.98 |
| 06/03/2023 | Sold 250 WDS @ 37.7500 AUD 21946510 | 0.00 | 9,427.60 | 0.00 | 30,308.58 |
| 07/03/2023 | Sold 250 WDS @ 37.8000 AUD 21966230 | 0.00 | 9,440.10 | 0.00 | 39,748.68 |
| 08/03/2023 | Sold 500 ORI @ 16.3210 AUD 21980825 | 0.00 | 8,150.59 | 0.00 | 47,899.27 |
| 10/03/2023 | Bght 1500 ELD @ 8.9789 AUD 22007456 | 0.00 | 0.00 | 13,478.42 | 34,420.85 |
| 10/03/2023 | Bght 500 WDS @ 34.8800 AUD 22007770 | 0.00 | 0.00 | 17,453.08 | 16,967.77 |
| 15/03/2023 | Bght 2000 CDA @ 5.1400 AUD 22051114 | 0.00 | 0.00 | 10,289.90 | 6,677.87 |
| 15/03/2023 | TRANSFER 643600 FRO | 0.00 | 70,000.00 | 0.00 | 76,677.87 |
| 20/03/2023 | Bght 1500 ELD @ 8.6500 AUD 22101105 | 0.00 | 0.00 | 12,984.90 | 63,692.97 |
| 20/03/2023 | Bght 500 WDS @ 31.7600 AUD 22093423 | 0.00 | 0.00 | 15,891.91 | 47,801.06 |
| 20/03/2023 | Bght 5000 RFF @ 2.0962 AUD 22093220 | 0.00 | 0.00 | 10,490.65 | 37,310.41 |
| 21/03/2023 | Bght 5000 RFF @ 2.0597 AUD 22109429 | 0.00 | 0.00 | 10,308.49 | 27,001.92 |

| Date | Description | Quantity | Debits | Credits | Balance |
|------------|-------------------------------------|----------|-----------|-----------|-----------|
| 22/03/2023 | Bght 1500 GNC @ 6.9100 AUD 22124204 | 0.00 | 0.00 | 10,374.90 | 16,627.02 |
| 24/03/2023 | Bght 5000 RFF @ 2.0300 AUD 22150991 | 0.00 | 0.00 | 10,159.90 | 6,467.12 |
| 30/03/2023 | Sold 4000 UMG @ 4.5200 AUD 22201405 | 0.00 | 18,066.44 | 0.00 | 24,533.56 |
| 30/03/2023 | Sold 5000 UMG @ 4.5300 AUD 22202556 | 0.00 | 22,633.02 | 0.00 | 47,166.58 |
| 30/03/2023 | Sold 5000 UMG @ 4.5300 AUD 22203762 | 0.00 | 22,633.02 | 0.00 | 69,799.60 |
| 31/03/2023 | Bght 100 MIN @ 80.6600 AUD 22217866 | 0.00 | 0.00 | 8,075.90 | 61,723.70 |
| 31/03/2023 | Bght 100 MIN @ 81.7100 AUD 22215196 | 0.00 | 0.00 | 8,180.90 | 53,542.80 |
| 31/03/2023 | Bght 100 MIN @ 81.7700 AUD 22214960 | 0.00 | 0.00 | 8,186.90 | 45,355.90 |
| 31/03/2023 | Bght 5000 RFF @ 2.0150 AUD 22215193 | 0.00 | 0.00 | 10,084.90 | 35,271.00 |
| 31/03/2023 | Sold 2000 UMG @ 4.6104 AUD 22215055 | 0.00 | 9,210.89 | 0.00 | 44,481.89 |
| 31/03/2023 | Sold 3000 UMG @ 4.5500 AUD 22210342 | 0.00 | 13,639.76 | 0.00 | 58,121.65 |
| 03/04/2023 | Bght 150 MIN @ 79.7600 AUD 22230497 | 0.00 | 0.00 | 11,973.90 | 46,147.75 |
| 03/04/2023 | Bght 5000 RFF @ 2.0195 AUD 22227857 | 0.00 | 0.00 | 10,107.53 | 36,040.22 |
| 03/04/2023 | Sold 2000 UMG @ 4.6400 AUD 22230777 | 0.00 | 9,270.10 | 0.00 | 45,310.32 |
| 05/04/2023 | Bght 5000 RFF @ 2.0200 AUD 22258003 | 0.00 | 0.00 | 10,109.90 | 35,200.42 |
| 05/04/2023 | Sold 2000 UMG @ 4.7902 AUD 22250972 | 0.00 | 9,570.52 | 0.00 | 44,770.94 |
| 06/04/2023 | Bght 150 MIN @ 80.0000 AUD 22265826 | 0.00 | 0.00 | 12,009.90 | 32,761.04 |
| 06/04/2023 | Sold 2000 SGP @ 4.1400 AUD 22273280 | 0.00 | 8,270.10 | 0.00 | 41,031.14 |
| 13/04/2023 | Bght 150 MIN @ 78.5000 AUD 22313741 | 0.00 | 0.00 | 11,784.90 | 29,246.24 |
| 13/04/2023 | Sold 1000 CDA @ 5.8600 AUD 22311043 | 0.00 | 5,850.10 | 0.00 | 35,096.34 |

| Date | Description | Quantity | Debits | Credits | Balance |
|------------|-------------------------------------|----------|-----------|------------|------------|
| 13/04/2023 | Sold 1500 SGP @ 4.1900 AUD 22311111 | 0.00 | 6,275.10 | 0.00 | 41,371.44 |
| 17/04/2023 | Sold 2000 CDA @ 6.0812 AUD 22340586 | 0.00 | 12,152.40 | 0.00 | 53,523.84 |
| 18/04/2023 | Sold 2000 CDA @ 6.4112 AUD 22352052 | 0.00 | 12,812.51 | 0.00 | 66,336.35 |
| 19/04/2023 | Sold 2000 CDA @ 6.3005 AUD 22366249 | 0.00 | 12,591.00 | 0.00 | 78,927.35 |
| 19/04/2023 | Sold 2000 CDA @ 6.3500 AUD 22368050 | 0.00 | 12,690.10 | 0.00 | 91,617.45 |
| 19/04/2023 | Sold 2000 SGP @ 4.2500 AUD 22367686 | 0.00 | 8,490.10 | 0.00 | 100,107.55 |
| 21/04/2023 | Sold 1000 CDA @ 6.5300 AUD 22394631 | 0.00 | 6,520.10 | 0.00 | 106,627.65 |
| 21/04/2023 | Sold 2000 CWP @ 4.8500 AUD 22394786 | 0.00 | 9,690.10 | 0.00 | 116,317.75 |
| 24/04/2023 | Bght 1000 CDA @ 6.7750 AUD 22407253 | 0.00 | 0.00 | 6,784.90 | 109,532.85 |
| 24/04/2023 | Sold 2000 CDA @ 6.7700 AUD 22407183 | 0.00 | 13,529.85 | 0.00 | 123,062.70 |
| 24/04/2023 | Sold 2000 CDA @ 6.7800 AUD 22407638 | 0.00 | 13,549.82 | 0.00 | 136,612.52 |
| 24/04/2023 | Wdl TRANSFER TO NOM AC | 0.00 | 0.00 | 100,000.00 | 36,612.52 |
| 27/04/2023 | Bght 2000 GNC @ 6.8600 AUD 22435080 | 0.00 | 0.00 | 13,730.29 | 22,882.23 |
| 27/04/2023 | Bght 5000 RFF @ 1.9550 AUD 22435027 | 0.00 | 0.00 | 9,784.90 | 13,097.33 |
| 27/04/2023 | Sold 1000 CDA @ 6.9000 AUD 22434829 | 0.00 | 6,890.10 | 0.00 | 19,987.43 |
| 27/04/2023 | Sold 1000 CDA @ 6.9600 AUD 22437845 | 0.00 | 6,950.10 | 0.00 | 26,937.53 |
| 28/04/2023 | Sold 2000 SGP @ 4.3500 AUD 22452247 | 0.00 | 8,690.10 | 0.00 | 35,627.63 |
| 02/05/2023 | Sold 2000 CDA @ 7.1803 AUD 22476815 | 0.00 | 14,349.85 | 0.00 | 49,977.48 |
| 02/05/2023 | Sold 2000 SGP @ 4.4050 AUD 22476859 | 0.00 | 8,800.10 | 0.00 | 58,777.58 |
| 03/05/2023 | Sold 2000 SGP @ 4.5200 AUD 22492526 | 0.00 | 9,030.10 | 0.00 | 67,807.68 |

| Date | Description | Quantity | Debits | Credits | Balance |
|------------|-------------------------------------|----------|-----------|-----------|-----------|
| 04/05/2023 | Sold 1000 CDA @ 7.3200 AUD 22505336 | 0.00 | 7,310.10 | 0.00 | 75,117.78 |
| 04/05/2023 | Sold 520 CWP @ 4.9500 AUD 22505305 | 0.00 | 2,564.10 | 0.00 | 77,681.88 |
| 08/05/2023 | Sold 1480 CWP @ 4.9500 AUD 22533711 | 0.00 | 7,326.00 | 0.00 | 85,007.88 |
| 08/05/2023 | Wdl TRANSFER TO NOM AC | 0.00 | 0.00 | 50,000.00 | 35,007.88 |
| 10/05/2023 | Sold 1500 SGP @ 4.5800 AUD 22569397 | 0.00 | 6,860.10 | 0.00 | 41,867.98 |
| 12/05/2023 | Sold 1000 CDA @ 7.3800 AUD 22594638 | 0.00 | 7,370.10 | 0.00 | 49,238.08 |
| 12/05/2023 | Sold 500 MND @ 13.1000 AUD 22589623 | 0.00 | 6,540.10 | 0.00 | 55,778.18 |
| 12/05/2023 | Sold 500 MND @ 13.3100 AUD 22594074 | 0.00 | 6,645.10 | 0.00 | 62,423.28 |
| 15/05/2023 | Bght 7500 RFF @ 1.9300 AUD 22607463 | 0.00 | 0.00 | 14,485.86 | 47,937.42 |
| 16/05/2023 | Bght 5000 RFF @ 1.9200 AUD 22621056 | 0.00 | 0.00 | 9,609.90 | 38,327.52 |
| 16/05/2023 | Sold 1000 CWP @ 5.0500 AUD 22621308 | 0.00 | 5,040.10 | 0.00 | 43,367.62 |
| 16/05/2023 | Sold 2500 GNC @ 8.2621 AUD 22620482 | 0.00 | 20,639.74 | 0.00 | 64,007.36 |
| 16/05/2023 | Sold 500 ORI @ 16.6766 AUD 22620593 | 0.00 | 8,328.38 | 0.00 | 72,335.74 |
| 17/05/2023 | Sold 1000 CDA @ 7.5200 AUD 22634650 | 0.00 | 7,510.10 | 0.00 | 79,845.84 |
| 18/05/2023 | Sold 1000 CDA @ 7.5900 AUD 22647076 | 0.00 | 7,580.10 | 0.00 | 87,425.94 |
| 19/05/2023 | Bght 1500 ELD @ 6.6450 AUD 22660173 | 0.00 | 0.00 | 9,977.40 | 77,448.54 |
| 25/05/2023 | Bght 1500 ELD @ 6.5900 AUD 22709531 | 0.00 | 0.00 | 9,894.90 | 67,553.64 |
| 29/05/2023 | Bght 2000 ELD @ 6.4800 AUD 22737678 | 0.00 | 0.00 | 12,969.90 | 54,583.74 |
| 29/05/2023 | Bght 7500 RFF @ 1.8100 AUD 22738069 | 0.00 | 0.00 | 13,585.19 | 40,998.55 |
| 31/05/2023 | Bght 150 MIN @ 71.1900 AUD 22767606 | 0.00 | 0.00 | 10,688.40 | 30,310.15 |

| Date | Description | Quantity | Debits | Credits | Balance |
|---|---|----------|------------|-----------|--------------|
| 01/06/2023 | Bght 7500 RFF @ 1.8100 AUD 22783511 | 0.00 | 0.00 | 13,585.19 | 16,724.96 |
| 05/06/2023 | Bght 1500 ELD @ 6.3600 AUD 22806851 | 0.00 | 0.00 | 9,549.90 | 7,175.06 |
| 20/06/2023 | Bght 1000 ELD @ 6.0700 AUD 22959360 | 0.00 | 0.00 | 6,079.90 | 1,095.16 |
| 20/06/2023 | Sold 1000 CDA @ 7.8800 AUD 22960094 | 0.00 | 7,870.10 | 0.00 | 8,965.26 |
| 21/06/2023 | Bght 1000 ELD @ 6.0600 AUD 22974648 | 0.00 | 0.00 | 6,069.90 | 2,895.36 |
| 21/06/2023 | Sold 1000 ORG @ 8.4900 AUD 22972825 | 0.00 | 8,480.10 | 0.00 | 11,375.46 |
| 26/06/2023 | TRANSFER 752907 FRO | 0.00 | 100,000.00 | 0.00 | 111,375.46 |
| 27/06/2023 | Bght 6000 RFF @ 1.6950 AUD 23034613 | 0.00 | 0.00 | 10,179.90 | 101,195.56 |
| 29/06/2023 | Bght 150 MIN @ 70.1800 AUD 23060965 | 0.00 | 0.00 | 10,536.90 | 90,658.66 |
| 30/06/2023 | Sold 1000 GNC @ 7.7200 AUD 23078703 | 0.00 | 7,710.10 | 0.00 | 98,368.76 |
| 30/06/2023 | Closing Balance | 0.00 | 0.00 | 0.00 | 98,368.76 |
| Cash At Bank - Cash at Bank - ANZ Negotiator | | | | | |
| 01/07/2022 | Opening Balance | 0.00 | 0.00 | 0.00 | 2,114,725.91 |
| 01/07/2022 | DIVIDEND FROM CSR LTD DIVIDEND RCA22/00826639 | 0.00 | 7,380.00 | 0.00 | 2,122,105.91 |
| 05/07/2022 | DEBENTURE/NOTE INTEREST FROM QUBE INTEREST JUL22/00800625 | 0.00 | 3,640.19 | 0.00 | 2,125,746.10 |
| 07/07/2022 | ANZ INTERNET BANKING FUNDS TFER TRANSFER 828549 TO 012012492072325 | 0.00 | 0.00 | 70,000.00 | 2,055,746.10 |
| 08/07/2022 | DIVIDEND FROM ORICA DIV 001278210725 | 0.00 | 2,860.00 | 0.00 | 2,058,606.10 |
| 15/07/2022 | 1 EXCESS INTERNET/ONLINE TRANSACTIONS - FEE | 0.00 | 0.00 | 0.20 | 2,058,605.90 |

| Date | Description | Quantity | Debits | Credits | Balance |
|------------|---|----------|------------|------------|--------------|
| 15/07/2022 | 2 EXCESS EFTPOS PHONE BANKING AUTOMATIC TRANSACTIONS - FEE | 0.00 | 0.00 | 0.40 | 2,058,605.50 |
| 15/07/2022 | CREDIT INTEREST PAID | 0.00 | 1,636.03 | 0.00 | 2,060,241.53 |
| 20/07/2022 | DIVIDEND FROM WBCPE DST 001279848837 | 0.00 | 322.53 | 0.00 | 2,060,564.06 |
| 21/07/2022 | DIVIDEND FROM GNCITMSPLDIV 001279709618 | 0.00 | 9,600.00 | 0.00 | 2,070,164.06 |
| 29/07/2022 | DIVIDEND FROM RURAL FUNDS RFF S00028679220 | 0.00 | 5,022.70 | 0.00 | 2,075,186.76 |
| 15/08/2022 | CREDIT INTEREST PAID | 0.00 | 2,627.75 | 0.00 | 2,077,814.51 |
| 31/08/2022 | DEBENTURE/NOTE INTEREST FROM STOCKLAND LTD AUG22/00823604 | 0.00 | 17,885.00 | 0.00 | 2,095,699.51 |
| 07/09/2022 | DIVIDEND FROM CODAN DIVIDEND 22SEP/00802976 | 0.00 | 7,275.00 | 0.00 | 2,102,974.51 |
| 15/09/2022 | CREDIT INTEREST PAID | 0.00 | 3,423.05 | 0.00 | 2,106,397.56 |
| 23/09/2022 | DIVIDEND FROM WBCPE DST 001284727492 | 0.00 | 776.36 | 0.00 | 2,107,173.92 |
| 23/09/2022 | TRANSFER FROM WBCPE REDEM 001284797444 | 0.00 | 130,000.00 | 0.00 | 2,237,173.92 |
| 26/09/2022 | ANZ INTERNET BANKING BPAY TAX OFFICE PAYMENT {969441} | 0.00 | 0.00 | 585.00 | 2,236,588.92 |
| 28/09/2022 | ANZ INTERNET BANKING FUNDS TFER TRANSFER 309462 TO 012012492072325 | 0.00 | 0.00 | 142,000.00 | 2,094,588.92 |
| 28/09/2022 | DIVIDEND FROM DOW DIVIDEND AUF22/00811388 | 0.00 | 4,073.16 | 0.00 | 2,098,662.08 |
| 30/09/2022 | DIVIDEND FROM MONADELPHOUS LTD SEP22/00803353 | 0.00 | 7,625.00 | 0.00 | 2,106,287.08 |

| Date | Description | Quantity | Debits | Credits | Balance |
|------------|---|----------|------------|------------|--------------|
| 30/09/2022 | DIVIDEND FROM ORIGIN ENERGY S00028679220 | 0.00 | 5,692.50 | 0.00 | 2,111,979.58 |
| 05/10/2022 | DEBENTURE/NOTE INTEREST FROM QUBE INTEREST OCT22/00800623 | 0.00 | 5,125.48 | 0.00 | 2,117,105.06 |
| 06/10/2022 | DIVIDEND FROM FLETCHER BUILDIN 76027/4878 | 0.00 | 5,039.66 | 0.00 | 2,122,144.72 |
| 06/10/2022 | DIVIDEND FROM WOODSIDE INT22/00758707 | 0.00 | 11,802.93 | 0.00 | 2,133,947.65 |
| 14/10/2022 | 5 EXCESS EFTPOS PHONE BANKING AUTOMATIC TRANSACTIONS - FEE | 0.00 | 0.00 | 1.00 | 2,133,946.65 |
| 14/10/2022 | CREDIT INTEREST PAID | 0.00 | 4,037.13 | 0.00 | 2,137,983.78 |
| 27/10/2022 | DIVIDEND FROM RIDLEY DIV OCT22/00802869 | 0.00 | 7,200.00 | 0.00 | 2,145,183.78 |
| 28/10/2022 | DIVIDEND FROM BIS DIVIDEND OCT22/00800779 | 0.00 | 15,392.79 | 0.00 | 2,160,576.57 |
| 28/10/2022 | DIVIDEND FROM CWP DIVIDEND OCT22/00801377 | 0.00 | 11,730.65 | 0.00 | 2,172,307.22 |
| 31/10/2022 | DIVIDEND FROM RURAL FUNDS RFF S00028679220 | 0.00 | 5,402.90 | 0.00 | 2,177,710.12 |
| 04/11/2022 | ANZ INTERNET BANKING FUNDS TFER TRANSFER 846000 TO 012012452825396 | 0.00 | 0.00 | 49.50 | 2,177,660.62 |
| 15/11/2022 | CREDIT INTEREST PAID | 0.00 | 5,022.91 | 0.00 | 2,182,683.53 |
| 16/11/2022 | ANZ INTERNET BANKING FUNDS TFER TRANSFER 712697 TO 012012492072325 | 0.00 | 0.00 | 284,000.00 | 1,898,683.53 |
| 21/11/2022 | TRANSFER FROM TASSAL GROUP LTD NOV22/00803007 | 0.00 | 302,560.73 | 0.00 | 2,201,244.26 |
| 22/11/2022 | ANZ INTERNET BANKING PAYMENT 739766 TO SMSF Australia Pty Ltd | 0.00 | 0.00 | 1,430.00 | 2,199,814.26 |

| Date | Description | Quantity | Debits | Credits | Balance |
|------------|--|----------|-----------|-----------|--------------|
| 29/11/2022 | ANZ INTERNET BANKING BPAY TAX OFFICE PAYMENT {659877} | 0.00 | 0.00 | 18,903.28 | 2,180,910.98 |
| 29/11/2022 | ANZ INTERNET BANKING BPAY TAX OFFICE PAYMENT {660107} | 0.00 | 0.00 | 50,000.00 | 2,130,910.98 |
| 09/12/2022 | DIVIDEND FROM CSR LTD DIVIDEND 22RCA/00827783 | 0.00 | 7,920.00 | 0.00 | 2,138,830.98 |
| 14/12/2022 | DIVIDEND FROM GNCFNLSPCDIV 001286776204 | 0.00 | 14,700.00 | 0.00 | 2,153,530.98 |
| 15/12/2022 | 2 EXCESS EFTPOS PHONE BANKING AUTOMATIC TRANSACTIONS - FEE | 0.00 | 0.00 | 0.40 | 2,153,530.58 |
| 15/12/2022 | CREDIT INTEREST PAID | 0.00 | 4,983.27 | 0.00 | 2,158,513.85 |
| 16/12/2022 | DIVIDEND FROM ELDERS LIMITED S00028679220 | 0.00 | 11,172.00 | 0.00 | 2,169,685.85 |
| 22/12/2022 | DIVIDEND FROM ORI FNL DIV 001286706149 | 0.00 | 6,050.00 | 0.00 | 2,175,735.85 |
| 03/01/2023 | ANZ INTERNET BANKING BPAY TAX OFFICE PAYMENT {806948} | 0.00 | 0.00 | 35,300.00 | 2,140,435.85 |
| 05/01/2023 | DEBENTURE/NOTE INTEREST FROM QUBE INTEREST JAN23/00800606 | 0.00 | 5,998.66 | 0.00 | 2,146,434.51 |
| 13/01/2023 | CREDIT INTEREST PAID | 0.00 | 5,233.62 | 0.00 | 2,151,668.13 |
| 13/01/2023 | TRANSFER FROM CMC MARKETS STOC 23963726 | 0.00 | 25,000.00 | 0.00 | 2,176,668.13 |
| 16/01/2023 | TRANSFER FROM CMC MARKETS STOC 23981347 | 0.00 | 35,000.00 | 0.00 | 2,211,668.13 |
| 31/01/2023 | DIVIDEND FROM RURAL FUNDS RFF S00028679220 | 0.00 | 5,696.15 | 0.00 | 2,217,364.28 |
| 15/02/2023 | CREDIT INTEREST PAID | 0.00 | 6,203.43 | 0.00 | 2,223,567.71 |

| Date | Description | Quantity | Debits | Credits | Balance |
|------------|--|----------|------------|-----------|--------------|
| 28/02/2023 | DEBENTURE/NOTE INTEREST FROM STOCKLAND LTD FEB23/00823567 | 0.00 | 15,163.00 | 0.00 | 2,238,730.71 |
| 10/03/2023 | DIVIDEND FROM CODAN DIVIDEND 23MAR/00803147 | 0.00 | 6,300.00 | 0.00 | 2,245,030.71 |
| 15/03/2023 | ANZ INTERNET BANKING FUNDS TFER TRANSFER 643600 TO 012012492072325 | 0.00 | 0.00 | 70,000.00 | 2,175,030.71 |
| 15/03/2023 | CREDIT INTEREST PAID | 0.00 | 5,759.94 | 0.00 | 2,180,790.65 |
| 24/03/2023 | DIVIDEND FROM ORIGIN ENERGY S00028679220 | 0.00 | 5,362.50 | 0.00 | 2,186,153.15 |
| 30/03/2023 | ANZ INTERNET BANKING BPAY TAX OFFICE PAYMENT {945537} | 0.00 | 0.00 | 17,943.00 | 2,168,210.15 |
| 31/03/2023 | DIVIDEND FROM MONADELPHOUS LTD MAR23/00803132 | 0.00 | 7,560.00 | 0.00 | 2,175,770.15 |
| 05/04/2023 | DEBENTURE/NOTE INTEREST FROM QUBE INTEREST APR23/00800593 | 0.00 | 6,251.62 | 0.00 | 2,182,021.77 |
| 05/04/2023 | DIVIDEND FROM WOODSIDE FIN22/00771726 | 0.00 | 17,513.11 | 0.00 | 2,199,534.88 |
| 06/04/2023 | DIVIDEND FROM FLETCHER BUILDIN 82349/7109 | 0.00 | 6,814.84 | 0.00 | 2,206,349.72 |
| 11/04/2023 | DIVIDEND FROM DOW DIVIDEND AUI23/00811522 | 0.00 | 3,147.15 | 0.00 | 2,209,496.87 |
| 14/04/2023 | 2 EXCESS EFTPOS PHONE BANKING AUTOMATIC TRANSACTIONS - FEE | 0.00 | 0.00 | 0.40 | 2,209,496.47 |
| 14/04/2023 | CREDIT INTEREST PAID | 0.00 | 6,385.22 | 0.00 | 2,215,881.69 |
| 24/04/2023 | TRANSFER FROM CMC MARKETS STOC 25191465 | 0.00 | 100,000.00 | 0.00 | 2,315,881.69 |
| 27/04/2023 | DIVIDEND FROM RIDLEY DIV APR23/00802808 | 0.00 | 6,900.00 | 0.00 | 2,322,781.69 |

| Date | Description | Quantity | Debits | Credits | Balance |
|---|---|----------|-----------|------------|--------------|
| 28/04/2023 | DIVIDEND FROM BIS DIVIDEND APR23/00801040 | 0.00 | 7,601.24 | 0.00 | 2,330,382.93 |
| 28/04/2023 | DIVIDEND FROM CWP DIVIDEND APR23/00801353 | 0.00 | 11,037.00 | 0.00 | 2,341,419.93 |
| 28/04/2023 | DIVIDEND FROM RURAL FUNDS RFF S00028679220 | 0.00 | 6,282.65 | 0.00 | 2,347,702.58 |
| 08/05/2023 | TRANSFER FROM CMC MARKETS STOC 25345479 | 0.00 | 50,000.00 | 0.00 | 2,397,702.58 |
| 15/05/2023 | 1 EXCESS EFTPOS PHONE BANKING AUTOMATIC TRANSACTIONS - FEE | 0.00 | 0.00 | 0.20 | 2,397,702.38 |
| 15/05/2023 | CREDIT INTEREST PAID | 0.00 | 7,167.97 | 0.00 | 2,404,870.35 |
| 05/06/2023 | TRANSFER FROM ATO ATO002000018193658 | 0.00 | 957.73 | 0.00 | 2,405,828.08 |
| 15/06/2023 | CREDIT INTEREST PAID | 0.00 | 7,894.29 | 0.00 | 2,413,722.37 |
| 22/06/2023 | DIVIDEND FROM ELDERS LIMITED S00028679220 | 0.00 | 10,672.00 | 0.00 | 2,424,394.37 |
| 26/06/2023 | ANZ INTERNET BANKING FUNDS TFER TRANSFER 752907 TO 012012492072325 | 0.00 | 0.00 | 100,000.00 | 2,324,394.37 |
| 28/06/2023 | ANZ INTERNET BANKING BPAY TAX OFFICE PAYMENT {939303} | 0.00 | 0.00 | 17,943.00 | 2,306,451.37 |
| 30/06/2023 | Closing Balance | 0.00 | 0.00 | 0.00 | 2,306,451.37 |
| Other Assets - Unsettled Trades / Acquisitions / Shares in Listed Companies / Bisalloy Steel Group Limited | | | | | |
| 01/07/2022 | Opening Balance | 0.00 | 0.00 | 0.00 | 0.00 |
| 12/10/2022 | BIS Listed Security Acquisition | 0.00 | 0.00 | 8,129.90 | 8,129.90 |
| 14/10/2022 | BIS Listed Security Acquisition | 0.00 | 8,129.90 | 0.00 | 0.00 |

| Date | Description | Quantity | Debits | Credits | Balance |
|---|-------------------------------------|----------|-----------|-----------|-----------|
| 24/02/2023 | BIS Listed Security Acquisition | 0.00 | 0.00 | 9,659.90 | 9,659.90 |
| 24/02/2023 | BIS Listed Security Acquisition | 0.00 | 0.00 | 9,759.90 | 19,419.80 |
| 27/02/2023 | BIS Listed Security Acquisition | 0.00 | 0.00 | 9,459.90 | 28,879.70 |
| 28/02/2023 | BIS Listed Security Acquisition | 0.00 | 9,659.90 | 0.00 | 19,219.80 |
| 28/02/2023 | BIS Listed Security Acquisition | 0.00 | 9,759.90 | 0.00 | 9,459.90 |
| 01/03/2023 | BIS Listed Security Acquisition | 0.00 | 9,459.90 | 0.00 | 0.00 |
| 30/06/2023 | Closing Balance | 0.00 | 0.00 | 0.00 | 0.00 |
| Other Assets - Unsettled Trades / Acquisitions / Shares in Listed Companies / Boral Limited | | | | | |
| 01/07/2022 | Opening Balance | 0.00 | 0.00 | 0.00 | 0.00 |
| 30/09/2022 | BLD Listed Security Acquisition | 0.00 | 0.00 | 13,110.84 | 13,110.84 |
| 04/10/2022 | BLD Listed Security Acquisition | 0.00 | 13,110.84 | 0.00 | 0.00 |
| 30/06/2023 | Closing Balance | 0.00 | 0.00 | 0.00 | 0.00 |
| Other Assets - Unsettled Trades / Acquisitions / Shares in Listed Companies / Cedar Woods Properties Limited | | | | | |
| 01/07/2022 | Opening Balance | 0.00 | 0.00 | 0.00 | 0.00 |
| 12/10/2022 | CWP Listed Security Acquisition | 0.00 | 0.00 | 7,169.90 | 7,169.90 |
| 14/10/2022 | CWP Listed Security Acquisition | 0.00 | 7,169.90 | 0.00 | 0.00 |
| 18/11/2022 | CWP Listed Security Acquisition | 0.00 | 0.00 | 8,129.90 | 8,129.90 |
| 22/11/2022 | CWP Listed Security Acquisition | 0.00 | 8,129.90 | 0.00 | 0.00 |
| 15/02/2023 | Payment to CMC MARKETS STOCKBROKING | 0.00 | 0.00 | 5.11 | 5.11 |

| Date | Description | Quantity | Debits | Credits | Balance |
|--|-------------------------------------|----------|-----------|-----------|-----------|
| 15/02/2023 | Payment to CMC MARKETS STOCKBROKING | 0.00 | 5.11 | 0.00 | 0.00 |
| 30/06/2023 | Closing Balance | 0.00 | 0.00 | 0.00 | 0.00 |
| Other Assets - Unsettled Trades / Acquisitions / Shares in Listed Companies / Codan Limited | | | | | |
| 01/07/2022 | Opening Balance | 0.00 | 0.00 | 0.00 | 0.00 |
| 14/09/2022 | CBA Listed Security Acquisition | 0.00 | 0.00 | 12,499.95 | 12,499.95 |
| 16/09/2022 | CBA Listed Security Acquisition | 0.00 | 12,499.95 | 0.00 | 0.00 |
| 26/09/2022 | CDA Listed Security Acquisition | 0.00 | 0.00 | 11,079.95 | 11,079.95 |
| 28/09/2022 | CDA Listed Security Acquisition | 0.00 | 0.00 | 10,889.95 | 21,969.90 |
| 28/09/2022 | CDA Listed Security Acquisition | 0.00 | 11,079.95 | 0.00 | 10,889.95 |
| 30/09/2022 | CDA Listed Security Acquisition | 0.00 | 10,889.95 | 0.00 | 0.00 |
| 11/10/2022 | CDA Listed Security Acquisition | 0.00 | 0.00 | 10,729.69 | 10,729.69 |
| 12/10/2022 | CDA Listed Security Acquisition | 0.00 | 0.00 | 10,329.90 | 21,059.59 |
| 13/10/2022 | CDA Listed Security Acquisition | 0.00 | 0.00 | 10,109.90 | 31,169.49 |
| 13/10/2022 | CDA Listed Security Acquisition | 0.00 | 10,729.69 | 0.00 | 20,439.80 |
| 14/10/2022 | CDA Listed Security Acquisition | 0.00 | 10,329.90 | 0.00 | 10,109.90 |
| 17/10/2022 | CDA Listed Security Acquisition | 0.00 | 10,109.90 | 0.00 | 0.00 |
| 21/10/2022 | CDA Listed Security Acquisition | 0.00 | 0.00 | 9,729.90 | 9,729.90 |
| 25/10/2022 | CDA Listed Security Acquisition | 0.00 | 9,729.90 | 0.00 | 0.00 |
| 26/10/2022 | CDA Listed Security Acquisition | 0.00 | 0.00 | 19,864.88 | 19,864.88 |

| Date | Description | Quantity | Debits | Credits | Balance |
|------------|---------------------------------|----------|-----------|-----------|-----------|
| 26/10/2022 | CDA Listed Security Acquisition | 0.00 | 0.00 | 20,115.07 | 39,979.95 |
| 28/10/2022 | CDA Listed Security Acquisition | 0.00 | 19,864.88 | 0.00 | 20,115.07 |
| 28/10/2022 | CDA Listed Security Acquisition | 0.00 | 20,115.07 | 0.00 | 0.00 |
| 10/11/2022 | CDA Listed Security Acquisition | 0.00 | 0.00 | 11,768.62 | 11,768.62 |
| 14/11/2022 | CDA Listed Security Acquisition | 0.00 | 11,768.62 | 0.00 | 0.00 |
| 15/11/2022 | CDA Listed Security Acquisition | 0.00 | 0.00 | 12,039.90 | 12,039.90 |
| 16/11/2022 | CDA Listed Security Acquisition | 0.00 | 0.00 | 20,564.14 | 32,604.04 |
| 16/11/2022 | CDA Listed Security Acquisition | 0.00 | 0.00 | 20,612.89 | 53,216.93 |
| 17/11/2022 | CDA Listed Security Acquisition | 0.00 | 12,039.90 | 0.00 | 41,177.03 |
| 18/11/2022 | CDA Listed Security Acquisition | 0.00 | 20,564.14 | 0.00 | 20,612.89 |
| 18/11/2022 | CDA Listed Security Acquisition | 0.00 | 20,612.89 | 0.00 | 0.00 |
| 07/12/2022 | CDA Listed Security Acquisition | 0.00 | 0.00 | 19,164.37 | 19,164.37 |
| 08/12/2022 | CDA Listed Security Acquisition | 0.00 | 0.00 | 11,139.90 | 30,304.27 |
| 09/12/2022 | CDA Listed Security Acquisition | 0.00 | 19,164.37 | 0.00 | 11,139.90 |
| 12/12/2022 | CDA Listed Security Acquisition | 0.00 | 11,139.90 | 0.00 | 0.00 |
| 13/03/2023 | CDA Listed Security Acquisition | 0.00 | 0.00 | 10,289.90 | 10,289.90 |
| 15/03/2023 | CDA Listed Security Acquisition | 0.00 | 10,289.90 | 0.00 | 0.00 |
| 20/04/2023 | CDA Listed Security Acquisition | 0.00 | 0.00 | 6,784.90 | 6,784.90 |
| 24/04/2023 | CDA Listed Security Acquisition | 0.00 | 6,784.90 | 0.00 | 0.00 |
| 30/06/2023 | Closing Balance | 0.00 | 0.00 | 0.00 | 0.00 |

| Date | Description | Quantity | Debits | Credits | Balance |
|---|---------------------------------|----------|-----------|-----------|-----------|
| Other Assets - Unsettled Trades / Acquisitions / Shares in Listed Companies / CSR Limited | | | | | |
| 01/07/2022 | Opening Balance | 0.00 | 0.00 | 0.00 | 0.00 |
| 03/10/2022 | CSR Listed Security Acquisition | 0.00 | 0.00 | 13,199.95 | 13,199.95 |
| 05/10/2022 | CSR Listed Security Acquisition | 0.00 | 13,199.95 | 0.00 | 0.00 |
| 16/11/2022 | CSR Listed Security Acquisition | 0.00 | 0.00 | 18,653.98 | 18,653.98 |
| 18/11/2022 | CSR Listed Security Acquisition | 0.00 | 18,653.98 | 0.00 | 0.00 |
| 30/06/2023 | Closing Balance | 0.00 | 0.00 | 0.00 | 0.00 |
| Other Assets - Unsettled Trades / Acquisitions / Shares in Listed Companies / Downer Edi Limited | | | | | |
| 01/07/2022 | Opening Balance | 0.00 | 0.00 | 0.00 | 0.00 |
| 10/10/2022 | DOW Listed Security Acquisition | 0.00 | 0.00 | 9,031.00 | 9,031.00 |
| 12/10/2022 | DOW Listed Security Acquisition | 0.00 | 9,031.00 | 0.00 | 0.00 |
| 08/12/2022 | DOW Listed Security Acquisition | 0.00 | 0.00 | 11,319.90 | 11,319.90 |
| 12/12/2022 | DOW Listed Security Acquisition | 0.00 | 11,319.90 | 0.00 | 0.00 |
| 25/01/2023 | DOW Listed Security Acquisition | 0.00 | 0.00 | 19,664.74 | 19,664.74 |
| 30/01/2023 | DOW Listed Security Acquisition | 0.00 | 0.00 | 19,164.37 | 38,829.11 |
| 30/01/2023 | DOW Listed Security Acquisition | 0.00 | 19,664.74 | 0.00 | 19,164.37 |
| 01/02/2023 | DOW Listed Security Acquisition | 0.00 | 19,164.37 | 0.00 | 0.00 |
| 20/02/2023 | DOW Listed Security Acquisition | 0.00 | 0.00 | 11,799.90 | 11,799.90 |
| 22/02/2023 | DOW Listed Security Acquisition | 0.00 | 11,799.90 | 0.00 | 0.00 |
| 27/02/2023 | DOW Listed Security Acquisition | 0.00 | 0.00 | 6,329.90 | 6,329.90 |

| Date | Description | Quantity | Debits | Credits | Balance |
|---|---------------------------------|----------|-----------|-----------|-----------|
| 27/02/2023 | DOW Listed Security Acquisition | 0.00 | 0.00 | 13,530.14 | 19,860.04 |
| 27/02/2023 | DOW Listed Security Acquisition | 0.00 | 0.00 | 15,147.59 | 35,007.63 |
| 01/03/2023 | DOW Listed Security Acquisition | 0.00 | 6,329.90 | 0.00 | 28,677.73 |
| 01/03/2023 | DOW Listed Security Acquisition | 0.00 | 13,530.14 | 0.00 | 15,147.59 |
| 01/03/2023 | DOW Listed Security Acquisition | 0.00 | 15,147.59 | 0.00 | 0.00 |
| 30/06/2023 | Closing Balance | 0.00 | 0.00 | 0.00 | 0.00 |
| Other Assets - Unsettled Trades / Acquisitions / Shares in Listed Companies / Elders Limited | | | | | |
| 01/07/2022 | Opening Balance | 0.00 | 0.00 | 0.00 | 0.00 |
| 07/07/2022 | ELD Listed Security Acquisition | 0.00 | 0.00 | 12,499.95 | 12,499.95 |
| 11/07/2022 | ELD Listed Security Acquisition | 0.00 | 12,499.95 | 0.00 | 0.00 |
| 21/07/2022 | ELD Listed Security Acquisition | 0.00 | 0.00 | 23,603.92 | 23,603.92 |
| 22/07/2022 | ELD Listed Security Acquisition | 0.00 | 0.00 | 22,865.12 | 46,469.04 |
| 25/07/2022 | ELD Listed Security Acquisition | 0.00 | 23,603.92 | 0.00 | 22,865.12 |
| 26/07/2022 | ELD Listed Security Acquisition | 0.00 | 22,865.12 | 0.00 | 0.00 |
| 30/09/2022 | ELD Listed Security Acquisition | 0.00 | 0.00 | 23,666.00 | 23,666.00 |
| 04/10/2022 | ELD Listed Security Acquisition | 0.00 | 23,666.00 | 0.00 | 0.00 |
| 14/11/2022 | ELD Listed Security Acquisition | 0.00 | 0.00 | 21,776.32 | 21,776.32 |
| 14/11/2022 | ELD Listed Security Acquisition | 0.00 | 0.00 | 22,677.00 | 44,453.32 |
| 14/11/2022 | ELD Listed Security Acquisition | 0.00 | 0.00 | 22,777.07 | 67,230.39 |
| 15/11/2022 | ELD Listed Security Acquisition | 0.00 | 0.00 | 17,795.33 | 85,025.72 |

| Date | Description | Quantity | Debits | Credits | Balance |
|------------|---------------------------------|----------|-----------|-----------|-----------|
| 16/11/2022 | ELD Listed Security Acquisition | 0.00 | 21,776.32 | 0.00 | 63,249.40 |
| 16/11/2022 | ELD Listed Security Acquisition | 0.00 | 22,677.00 | 0.00 | 40,572.40 |
| 16/11/2022 | ELD Listed Security Acquisition | 0.00 | 22,777.07 | 0.00 | 17,795.33 |
| 17/11/2022 | ELD Listed Security Acquisition | 0.00 | 17,795.33 | 0.00 | 0.00 |
| 05/12/2022 | ELD Listed Security Acquisition | 0.00 | 0.00 | 9,669.90 | 9,669.90 |
| 07/12/2022 | ELD Listed Security Acquisition | 0.00 | 9,669.90 | 0.00 | 0.00 |
| 02/02/2023 | ELD Listed Security Acquisition | 0.00 | 0.00 | 9,414.90 | 9,414.90 |
| 06/02/2023 | ELD Listed Security Acquisition | 0.00 | 9,414.90 | 0.00 | 0.00 |
| 08/02/2023 | ELD Listed Security Acquisition | 0.00 | 0.00 | 8,899.90 | 8,899.90 |
| 08/02/2023 | ELD Listed Security Acquisition | 0.00 | 0.00 | 17,893.41 | 26,793.31 |
| 10/02/2023 | ELD Listed Security Acquisition | 0.00 | 8,899.90 | 0.00 | 17,893.41 |
| 10/02/2023 | ELD Listed Security Acquisition | 0.00 | 17,893.41 | 0.00 | 0.00 |
| 08/03/2023 | ELD Listed Security Acquisition | 0.00 | 0.00 | 13,478.42 | 13,478.42 |
| 10/03/2023 | ELD Listed Security Acquisition | 0.00 | 13,478.42 | 0.00 | 0.00 |
| 16/03/2023 | ELD Listed Security Acquisition | 0.00 | 0.00 | 12,984.90 | 12,984.90 |
| 20/03/2023 | ELD Listed Security Acquisition | 0.00 | 12,984.90 | 0.00 | 0.00 |
| 17/05/2023 | ELD Listed Security Acquisition | 0.00 | 0.00 | 9,977.40 | 9,977.40 |
| 19/05/2023 | ELD Listed Security Acquisition | 0.00 | 9,977.40 | 0.00 | 0.00 |
| 23/05/2023 | ELD Listed Security Acquisition | 0.00 | 0.00 | 9,894.90 | 9,894.90 |
| 25/05/2023 | ELD Listed Security Acquisition | 0.00 | 0.00 | 12,969.90 | 22,864.80 |

| Date | Description | Quantity | Debits | Credits | Balance |
|--|---------------------------------|----------|-----------|-----------|-----------|
| 25/05/2023 | ELD Listed Security Acquisition | 0.00 | 9,894.90 | 0.00 | 12,969.90 |
| 29/05/2023 | ELD Listed Security Acquisition | 0.00 | 12,969.90 | 0.00 | 0.00 |
| 01/06/2023 | ELD Listed Security Acquisition | 0.00 | 0.00 | 9,549.90 | 9,549.90 |
| 05/06/2023 | ELD Listed Security Acquisition | 0.00 | 9,549.90 | 0.00 | 0.00 |
| 16/06/2023 | ELD Listed Security Acquisition | 0.00 | 0.00 | 6,079.90 | 6,079.90 |
| 19/06/2023 | ELD Listed Security Acquisition | 0.00 | 0.00 | 6,069.90 | 12,149.80 |
| 20/06/2023 | ELD Listed Security Acquisition | 0.00 | 6,079.90 | 0.00 | 6,069.90 |
| 21/06/2023 | ELD Listed Security Acquisition | 0.00 | 6,069.90 | 0.00 | 0.00 |
| 30/06/2023 | Closing Balance | 0.00 | 0.00 | 0.00 | 0.00 |
| Other Assets - Unsettled Trades / Acquisitions / Shares in Listed Companies / Fletcher Building Limited | | | | | |
| 01/07/2022 | Opening Balance | 0.00 | 0.00 | 0.00 | 0.00 |
| 16/11/2022 | FBU Listed Security Acquisition | 0.00 | 0.00 | 18,894.16 | 18,894.16 |
| 18/11/2022 | FBU Listed Security Acquisition | 0.00 | 18,894.16 | 0.00 | 0.00 |
| 08/12/2022 | FBU Listed Security Acquisition | 0.00 | 0.00 | 18,613.95 | 18,613.95 |
| 12/12/2022 | FBU Listed Security Acquisition | 0.00 | 18,613.95 | 0.00 | 0.00 |
| 13/02/2023 | FBU Listed Security Acquisition | 0.00 | 0.00 | 18,453.83 | 18,453.83 |
| 15/02/2023 | FBU Listed Security Acquisition | 0.00 | 18,453.83 | 0.00 | 0.00 |
| 20/02/2023 | FBU Listed Security Acquisition | 0.00 | 0.00 | 11,059.90 | 11,059.90 |
| 22/02/2023 | FBU Listed Security Acquisition | 0.00 | 11,059.90 | 0.00 | 0.00 |
| 30/06/2023 | Closing Balance | 0.00 | 0.00 | 0.00 | 0.00 |

| Date | Description | Quantity | Debits | Credits | Balance |
|--|---------------------------------|----------|-----------|-----------|-----------|
| Other Assets - Unsettled Trades / Acquisitions / Shares in Listed Companies / Graincorp Limited | | | | | |
| 01/07/2022 | Opening Balance | 0.00 | 0.00 | 0.00 | 0.00 |
| 28/07/2022 | GNC Listed Security Acquisition | 0.00 | 0.00 | 16,899.95 | 16,899.95 |
| 01/08/2022 | GNC Listed Security Acquisition | 0.00 | 16,899.95 | 0.00 | 0.00 |
| 02/08/2022 | GNC Listed Security Acquisition | 0.00 | 0.00 | 16,099.95 | 16,099.95 |
| 04/08/2022 | GNC Listed Security Acquisition | 0.00 | 16,099.95 | 0.00 | 0.00 |
| 17/11/2022 | GNC Listed Security Acquisition | 0.00 | 0.00 | 23,146.39 | 23,146.39 |
| 18/11/2022 | GNC Listed Security Acquisition | 0.00 | 0.00 | 16,052.03 | 39,198.42 |
| 21/11/2022 | GNC Listed Security Acquisition | 0.00 | 23,146.39 | 0.00 | 16,052.03 |
| 22/11/2022 | GNC Listed Security Acquisition | 0.00 | 16,052.03 | 0.00 | 0.00 |
| 08/12/2022 | GNC Listed Security Acquisition | 0.00 | 0.00 | 15,671.75 | 15,671.75 |
| 12/12/2022 | GNC Listed Security Acquisition | 0.00 | 15,671.75 | 0.00 | 0.00 |
| 05/01/2023 | GNC Listed Security Acquisition | 0.00 | 0.00 | 14,530.89 | 14,530.89 |
| 09/01/2023 | GNC Listed Security Acquisition | 0.00 | 14,530.89 | 0.00 | 0.00 |
| 13/02/2023 | GNC Listed Security Acquisition | 0.00 | 0.00 | 14,450.84 | 14,450.84 |
| 15/02/2023 | GNC Listed Security Acquisition | 0.00 | 14,450.84 | 0.00 | 0.00 |
| 20/03/2023 | GNC Listed Security Acquisition | 0.00 | 0.00 | 10,374.90 | 10,374.90 |
| 22/03/2023 | GNC Listed Security Acquisition | 0.00 | 10,374.90 | 0.00 | 0.00 |
| 24/04/2023 | GNC Listed Security Acquisition | 0.00 | 0.00 | 13,730.29 | 13,730.29 |
| 27/04/2023 | GNC Listed Security Acquisition | 0.00 | 13,730.29 | 0.00 | 0.00 |

| Date | Description | Quantity | Debits | Credits | Balance |
|--|---------------------------------|----------|-----------|-----------|-----------|
| 30/06/2023 | Closing Balance | 0.00 | 0.00 | 0.00 | 0.00 |
| Other Assets - Unsettled Trades / Acquisitions / Shares in Listed Companies / Mineral Resources Limited | | | | | |
| 01/07/2022 | Opening Balance | 0.00 | 0.00 | 0.00 | 0.00 |
| 29/03/2023 | MIN Listed Security Acquisition | 0.00 | 0.00 | 8,075.90 | 8,075.90 |
| 29/03/2023 | MIN Listed Security Acquisition | 0.00 | 0.00 | 8,180.90 | 16,256.80 |
| 29/03/2023 | MIN Listed Security Acquisition | 0.00 | 0.00 | 8,186.90 | 24,443.70 |
| 30/03/2023 | MIN Listed Security Acquisition | 0.00 | 0.00 | 11,973.90 | 36,417.60 |
| 31/03/2023 | MIN Listed Security Acquisition | 0.00 | 8,075.90 | 0.00 | 28,341.70 |
| 31/03/2023 | MIN Listed Security Acquisition | 0.00 | 8,180.90 | 0.00 | 20,160.80 |
| 31/03/2023 | MIN Listed Security Acquisition | 0.00 | 8,186.90 | 0.00 | 11,973.90 |
| 03/04/2023 | MIN Listed Security Acquisition | 0.00 | 11,973.90 | 0.00 | 0.00 |
| 04/04/2023 | MIN Listed Security Acquisition | 0.00 | 0.00 | 12,009.90 | 12,009.90 |
| 06/04/2023 | MIN Listed Security Acquisition | 0.00 | 12,009.90 | 0.00 | 0.00 |
| 11/04/2023 | MIN Listed Security Acquisition | 0.00 | 0.00 | 11,784.90 | 11,784.90 |
| 13/04/2023 | MIN Listed Security Acquisition | 0.00 | 11,784.90 | 0.00 | 0.00 |
| 29/05/2023 | MIN Listed Security Acquisition | 0.00 | 0.00 | 10,688.40 | 10,688.40 |
| 31/05/2023 | MIN Listed Security Acquisition | 0.00 | 10,688.40 | 0.00 | 0.00 |
| 27/06/2023 | MIN Listed Security Acquisition | 0.00 | 0.00 | 10,536.90 | 10,536.90 |
| 29/06/2023 | MIN Listed Security Acquisition | 0.00 | 10,536.90 | 0.00 | 0.00 |
| 30/06/2023 | Closing Balance | 0.00 | 0.00 | 0.00 | 0.00 |

| Date | Description | Quantity | Debits | Credits | Balance |
|---|---------------------------------|----------|-----------|-----------|-----------|
| Other Assets - Unsettled Trades / Acquisitions / Shares in Listed Companies / Monadelphous Group Limited | | | | | |
| 01/07/2022 | Opening Balance | 0.00 | 0.00 | 0.00 | 0.00 |
| 23/11/2022 | MND Listed Security Acquisition | 0.00 | 0.00 | 13,450.08 | 13,450.08 |
| 25/11/2022 | MND Listed Security Acquisition | 0.00 | 13,450.08 | 0.00 | 0.00 |
| 21/02/2023 | MND Listed Security Acquisition | 0.00 | 0.00 | 12,779.90 | 12,779.90 |
| 21/02/2023 | MND Listed Security Acquisition | 0.00 | 0.00 | 13,329.99 | 26,109.89 |
| 22/02/2023 | MND Listed Security Acquisition | 0.00 | 0.00 | 12,229.90 | 38,339.79 |
| 23/02/2023 | MND Listed Security Acquisition | 0.00 | 12,779.90 | 0.00 | 25,559.89 |
| 23/02/2023 | MND Listed Security Acquisition | 0.00 | 13,329.99 | 0.00 | 12,229.90 |
| 24/02/2023 | MND Listed Security Acquisition | 0.00 | 12,229.90 | 0.00 | 0.00 |
| 30/06/2023 | Closing Balance | 0.00 | 0.00 | 0.00 | 0.00 |
| Other Assets - Unsettled Trades / Acquisitions / Shares in Listed Companies / Orica Limited | | | | | |
| 01/07/2022 | Opening Balance | 0.00 | 0.00 | 0.00 | 0.00 |
| 04/08/2022 | ORI Listed Security Acquisition | 0.00 | 0.00 | 15,659.95 | 15,659.95 |
| 08/08/2022 | ORI Listed Security Acquisition | 0.00 | 15,659.95 | 0.00 | 0.00 |
| 19/09/2022 | ORI Listed Security Acquisition | 0.00 | 0.00 | 28,511.33 | 28,511.33 |
| 21/09/2022 | ORI Listed Security Acquisition | 0.00 | 28,511.33 | 0.00 | 0.00 |
| 26/09/2022 | ORI Listed Security Acquisition | 0.00 | 0.00 | 13,479.95 | 13,479.95 |
| 28/09/2022 | ORI Listed Security Acquisition | 0.00 | 0.00 | 26,508.78 | 39,988.73 |
| 28/09/2022 | ORI Listed Security Acquisition | 0.00 | 13,479.95 | 0.00 | 26,508.78 |

| Date | Description | Quantity | Debits | Credits | Balance |
|---|---------------------------------|----------|-----------|-----------|-----------|
| 30/09/2022 | ORI Listed Security Acquisition | 0.00 | 26,508.78 | 0.00 | 0.00 |
| 07/10/2022 | ORI Listed Security Acquisition | 0.00 | 0.00 | 26,348.95 | 26,348.95 |
| 10/10/2022 | ORI Listed Security Acquisition | 0.00 | 0.00 | 25,585.56 | 51,934.51 |
| 11/10/2022 | ORI Listed Security Acquisition | 0.00 | 26,348.95 | 0.00 | 25,585.56 |
| 12/10/2022 | ORI Listed Security Acquisition | 0.00 | 25,585.56 | 0.00 | 0.00 |
| 30/06/2023 | Closing Balance | 0.00 | 0.00 | 0.00 | 0.00 |
| Other Assets - Unsettled Trades / Acquisitions / Shares in Listed Companies / Origin Energy Limited | | | | | |
| 01/07/2022 | Opening Balance | 0.00 | 0.00 | 0.00 | 0.00 |
| 13/07/2022 | ORG Listed Security Acquisition | 0.00 | 0.00 | 11,019.95 | 11,019.95 |
| 15/07/2022 | ORG Listed Security Acquisition | 0.00 | 11,019.95 | 0.00 | 0.00 |
| 30/06/2023 | Closing Balance | 0.00 | 0.00 | 0.00 | 0.00 |
| Other Assets - Unsettled Trades / Acquisitions / Shares in Listed Companies / Ridley Corporation Limited | | | | | |
| 01/07/2022 | Opening Balance | 0.00 | 0.00 | 0.00 | 0.00 |
| 16/11/2022 | RIC Listed Security Acquisition | 0.00 | 0.00 | 9,609.90 | 9,609.90 |
| 18/11/2022 | RIC Listed Security Acquisition | 0.00 | 9,609.90 | 0.00 | 0.00 |
| 05/12/2022 | RIC Listed Security Acquisition | 0.00 | 0.00 | 9,359.90 | 9,359.90 |
| 07/12/2022 | RIC Listed Security Acquisition | 0.00 | 9,359.90 | 0.00 | 0.00 |
| 30/06/2023 | Closing Balance | 0.00 | 0.00 | 0.00 | 0.00 |
| Other Assets - Unsettled Trades / Acquisitions / Shares in Listed Companies / United Malt Group Limited | | | | | |
| 01/07/2022 | Opening Balance | 0.00 | 0.00 | 0.00 | 0.00 |

| Date | Description | Quantity | Debits | Credits | Balance |
|--|---------------------------------|----------|-----------|-----------|-----------|
| 01/08/2022 | UMG Listed Security Acquisition | 0.00 | 0.00 | 12,389.95 | 12,389.95 |
| 03/08/2022 | UMG Listed Security Acquisition | 0.00 | 12,389.95 | 0.00 | 0.00 |
| 30/06/2023 | Closing Balance | 0.00 | 0.00 | 0.00 | 0.00 |
| Other Assets - Unsettled Trades / Acquisitions / Shares in Listed Companies / Woodside Energy Group Limited | | | | | |
| 01/07/2022 | Opening Balance | 0.00 | 0.00 | 0.00 | 0.00 |
| 13/01/2023 | WDS Listed Security Acquisition | 0.00 | 0.00 | 18,443.83 | 18,443.83 |
| 17/01/2023 | WDS Listed Security Acquisition | 0.00 | 18,443.83 | 0.00 | 0.00 |
| 20/02/2023 | WDS Listed Security Acquisition | 0.00 | 0.00 | 34,345.38 | 34,345.38 |
| 22/02/2023 | WDS Listed Security Acquisition | 0.00 | 34,345.38 | 0.00 | 0.00 |
| 08/03/2023 | WDS Listed Security Acquisition | 0.00 | 0.00 | 17,453.08 | 17,453.08 |
| 10/03/2023 | WDS Listed Security Acquisition | 0.00 | 17,453.08 | 0.00 | 0.00 |
| 16/03/2023 | WDS Listed Security Acquisition | 0.00 | 0.00 | 15,891.91 | 15,891.91 |
| 20/03/2023 | WDS Listed Security Acquisition | 0.00 | 15,891.91 | 0.00 | 0.00 |
| 30/06/2023 | Closing Balance | 0.00 | 0.00 | 0.00 | 0.00 |
| Other Assets - Unsettled Trades / Acquisitions / Rural Funds Group | | | | | |
| 01/07/2022 | Opening Balance | 0.00 | 0.00 | 0.00 | 0.00 |
| 07/07/2022 | RFF Listed Security Acquisition | 0.00 | 0.00 | 10,179.95 | 10,179.95 |
| 11/07/2022 | RFF Listed Security Acquisition | 0.00 | 10,179.95 | 0.00 | 0.00 |
| 13/07/2022 | RFF Listed Security Acquisition | 0.00 | 0.00 | 10,219.95 | 10,219.95 |
| 15/07/2022 | RFF Listed Security Acquisition | 0.00 | 10,219.95 | 0.00 | 0.00 |

| Date | Description | Quantity | Debits | Credits | Balance |
|------------|---------------------------------|----------|-----------|-----------|-----------|
| 23/09/2022 | RFF Listed Security Acquisition | 0.00 | 0.00 | 12,009.24 | 12,009.24 |
| 27/09/2022 | RFF Listed Security Acquisition | 0.00 | 12,009.24 | 0.00 | 0.00 |
| 30/09/2022 | RFF Listed Security Acquisition | 0.00 | 0.00 | 11,419.95 | 11,419.95 |
| 04/10/2022 | RFF Listed Security Acquisition | 0.00 | 11,419.95 | 0.00 | 0.00 |
| 07/12/2022 | RFF Listed Security Acquisition | 0.00 | 0.00 | 12,359.90 | 12,359.90 |
| 09/12/2022 | RFF Listed Security Acquisition | 0.00 | 12,359.90 | 0.00 | 0.00 |
| 16/03/2023 | RFF Listed Security Acquisition | 0.00 | 0.00 | 10,490.65 | 10,490.65 |
| 17/03/2023 | RFF Listed Security Acquisition | 0.00 | 0.00 | 10,308.49 | 20,799.14 |
| 20/03/2023 | RFF Listed Security Acquisition | 0.00 | 10,490.65 | 0.00 | 10,308.49 |
| 21/03/2023 | RFF Listed Security Acquisition | 0.00 | 10,308.49 | 0.00 | 0.00 |
| 22/03/2023 | RFF Listed Security Acquisition | 0.00 | 0.00 | 10,159.90 | 10,159.90 |
| 24/03/2023 | RFF Listed Security Acquisition | 0.00 | 10,159.90 | 0.00 | 0.00 |
| 29/03/2023 | RFF Listed Security Acquisition | 0.00 | 0.00 | 10,084.90 | 10,084.90 |
| 30/03/2023 | RFF Listed Security Acquisition | 0.00 | 0.00 | 10,107.53 | 20,192.43 |
| 31/03/2023 | RFF Listed Security Acquisition | 0.00 | 10,084.90 | 0.00 | 10,107.53 |
| 03/04/2023 | RFF Listed Security Acquisition | 0.00 | 0.00 | 10,109.90 | 20,217.43 |
| 03/04/2023 | RFF Listed Security Acquisition | 0.00 | 10,107.53 | 0.00 | 10,109.90 |
| 05/04/2023 | RFF Listed Security Acquisition | 0.00 | 10,109.90 | 0.00 | 0.00 |
| 24/04/2023 | RFF Listed Security Acquisition | 0.00 | 0.00 | 9,784.90 | 9,784.90 |
| 27/04/2023 | RFF Listed Security Acquisition | 0.00 | 9,784.90 | 0.00 | 0.00 |

| Date | Description | Quantity | Debits | Credits | Balance |
|------------|---------------------------------|----------|-----------|-----------|-----------|
| 11/05/2023 | RFF Listed Security Acquisition | 0.00 | 0.00 | 14,485.86 | 14,485.86 |
| 12/05/2023 | RFF Listed Security Acquisition | 0.00 | 0.00 | 9,609.90 | 24,095.76 |
| 15/05/2023 | RFF Listed Security Acquisition | 0.00 | 14,485.86 | 0.00 | 9,609.90 |
| 16/05/2023 | RFF Listed Security Acquisition | 0.00 | 9,609.90 | 0.00 | 0.00 |
| 25/05/2023 | RFF Listed Security Acquisition | 0.00 | 0.00 | 13,585.19 | 13,585.19 |
| 29/05/2023 | RFF Listed Security Acquisition | 0.00 | 13,585.19 | 0.00 | 0.00 |
| 30/05/2023 | RFF Listed Security Acquisition | 0.00 | 0.00 | 13,585.19 | 13,585.19 |
| 01/06/2023 | RFF Listed Security Acquisition | 0.00 | 13,585.19 | 0.00 | 0.00 |
| 23/06/2023 | RFF Listed Security Acquisition | 0.00 | 0.00 | 10,179.90 | 10,179.90 |
| 27/06/2023 | RFF Listed Security Acquisition | 0.00 | 10,179.90 | 0.00 | 0.00 |
| 30/06/2023 | Closing Balance | 0.00 | 0.00 | 0.00 | 0.00 |

Other Assets - Unsettled Trades / Disposals / Shares in Listed Companies / Bisalloy Steel Group Limited

| | | | | | |
|------------|------------------------------|------|-----------|----------|-----------|
| 01/07/2022 | Opening Balance | 0.00 | 0.00 | 0.00 | 0.00 |
| 12/09/2022 | BIS Listed Security Disposal | 0.00 | 1,541.85 | 0.00 | 1,541.85 |
| 12/09/2022 | BIS Listed Security Disposal | 0.00 | 8,578.19 | 0.00 | 10,120.04 |
| 14/09/2022 | BIS Listed Security Disposal | 0.00 | 0.00 | 8,578.19 | 1,541.85 |
| 15/09/2022 | BIS Listed Security Disposal | 0.00 | 0.00 | 1,541.85 | 0.00 |
| 15/09/2022 | BIS Listed Security Disposal | 0.00 | 10,280.05 | 0.00 | 10,280.05 |
| 15/09/2022 | BIS Listed Security Disposal | 0.00 | 10,980.05 | 0.00 | 21,260.10 |
| 15/09/2022 | BIS Listed Security Disposal | 0.00 | 11,230.05 | 0.00 | 32,490.15 |

| Date | Description | Quantity | Debits | Credits | Balance |
|--|------------------------------|----------|-----------|-----------|-----------|
| 16/09/2022 | BIS Listed Security Disposal | 0.00 | 11,280.05 | 0.00 | 43,770.20 |
| 19/09/2022 | BIS Listed Security Disposal | 0.00 | 0.00 | 10,280.05 | 33,490.15 |
| 19/09/2022 | BIS Listed Security Disposal | 0.00 | 0.00 | 10,980.05 | 22,510.10 |
| 19/09/2022 | BIS Listed Security Disposal | 0.00 | 0.00 | 11,230.05 | 11,280.05 |
| 19/09/2022 | BIS Listed Security Disposal | 0.00 | 11,330.05 | 0.00 | 22,610.10 |
| 19/09/2022 | BIS Listed Security Disposal | 0.00 | 11,480.05 | 0.00 | 34,090.15 |
| 20/09/2022 | BIS Listed Security Disposal | 0.00 | 0.00 | 11,280.05 | 22,810.10 |
| 21/09/2022 | BIS Listed Security Disposal | 0.00 | 0.00 | 11,330.05 | 11,480.05 |
| 21/09/2022 | BIS Listed Security Disposal | 0.00 | 0.00 | 11,480.05 | 0.00 |
| 05/10/2022 | BIS Listed Security Disposal | 0.00 | 9,380.05 | 0.00 | 9,380.05 |
| 07/10/2022 | BIS Listed Security Disposal | 0.00 | 0.00 | 9,380.05 | 0.00 |
| 30/06/2023 | Closing Balance | 0.00 | 0.00 | 0.00 | 0.00 |
| Other Assets - Unsettled Trades / Disposals / Shares in Listed Companies / Cedar Woods Properties Limited | | | | | |
| 01/07/2022 | Opening Balance | 0.00 | 0.00 | 0.00 | 0.00 |
| 19/04/2023 | CWP Listed Security Disposal | 0.00 | 9,690.10 | 0.00 | 9,690.10 |
| 21/04/2023 | CWP Listed Security Disposal | 0.00 | 0.00 | 9,690.10 | 0.00 |
| 02/05/2023 | CWP Listed Security Disposal | 0.00 | 2,564.10 | 0.00 | 2,564.10 |
| 04/05/2023 | CWP Listed Security Disposal | 0.00 | 0.00 | 2,564.10 | 0.00 |
| 04/05/2023 | CWP Listed Security Disposal | 0.00 | 7,326.00 | 0.00 | 7,326.00 |
| 08/05/2023 | CWP Listed Security Disposal | 0.00 | 0.00 | 7,326.00 | 0.00 |

| Date | Description | Quantity | Debits | Credits | Balance |
|---|------------------------------|----------|-----------|-----------|-----------|
| 12/05/2023 | CWP Listed Security Disposal | 0.00 | 5,040.10 | 0.00 | 5,040.10 |
| 16/05/2023 | CWP Listed Security Disposal | 0.00 | 0.00 | 5,040.10 | 0.00 |
| 30/06/2023 | CWP Listed Security Disposal | 0.00 | 5,010.10 | 0.00 | 5,010.10 |
| 30/06/2023 | Closing Balance | 0.00 | 0.00 | 0.00 | 5,010.10 |
| Other Assets - Unsettled Trades / Disposals / Shares in Listed Companies / Codan Limited | | | | | |
| 01/07/2022 | Opening Balance | 0.00 | 0.00 | 0.00 | 0.00 |
| 21/07/2022 | CDA Listed Security Disposal | 0.00 | 20,627.28 | 0.00 | 20,627.28 |
| 22/07/2022 | CDA Listed Security Disposal | 0.00 | 16,920.05 | 0.00 | 37,547.33 |
| 25/07/2022 | CDA Listed Security Disposal | 0.00 | 0.00 | 20,627.28 | 16,920.05 |
| 26/07/2022 | CDA Listed Security Disposal | 0.00 | 0.00 | 16,920.05 | 0.00 |
| 12/01/2023 | CDA Listed Security Disposal | 0.00 | 8,390.10 | 0.00 | 8,390.10 |
| 12/01/2023 | CDA Listed Security Disposal | 0.00 | 8,550.10 | 0.00 | 16,940.20 |
| 13/01/2023 | CDA Listed Security Disposal | 0.00 | 8,770.10 | 0.00 | 25,710.30 |
| 16/01/2023 | CDA Listed Security Disposal | 0.00 | 0.00 | 8,390.10 | 17,320.20 |
| 16/01/2023 | CDA Listed Security Disposal | 0.00 | 0.00 | 8,550.10 | 8,770.10 |
| 17/01/2023 | CDA Listed Security Disposal | 0.00 | 0.00 | 8,770.10 | 0.00 |
| 18/01/2023 | CDA Listed Security Disposal | 0.00 | 9,210.10 | 0.00 | 9,210.10 |
| 18/01/2023 | CDA Listed Security Disposal | 0.00 | 9,230.10 | 0.00 | 18,440.20 |
| 18/01/2023 | CDA Listed Security Disposal | 0.00 | 9,360.10 | 0.00 | 27,800.30 |
| 20/01/2023 | CDA Listed Security Disposal | 0.00 | 0.00 | 9,210.10 | 18,590.20 |

| Date | Description | Quantity | Debits | Credits | Balance |
|------------|------------------------------|----------|-----------|-----------|-----------|
| 20/01/2023 | CDA Listed Security Disposal | 0.00 | 0.00 | 9,230.10 | 9,360.10 |
| 20/01/2023 | CDA Listed Security Disposal | 0.00 | 0.00 | 9,360.10 | 0.00 |
| 24/01/2023 | CDA Listed Security Disposal | 0.00 | 7,794.08 | 0.00 | 7,794.08 |
| 24/01/2023 | CDA Listed Security Disposal | 0.00 | 7,865.10 | 0.00 | 15,659.18 |
| 24/01/2023 | CDA Listed Security Disposal | 0.00 | 9,590.10 | 0.00 | 25,249.28 |
| 24/01/2023 | CDA Listed Security Disposal | 0.00 | 20,544.58 | 0.00 | 45,793.86 |
| 25/01/2023 | CDA Listed Security Disposal | 0.00 | 5,420.10 | 0.00 | 51,213.96 |
| 25/01/2023 | CDA Listed Security Disposal | 0.00 | 8,045.10 | 0.00 | 59,259.06 |
| 27/01/2023 | CDA Listed Security Disposal | 0.00 | 0.00 | 7,794.08 | 51,464.98 |
| 27/01/2023 | CDA Listed Security Disposal | 0.00 | 0.00 | 7,865.10 | 43,599.88 |
| 27/01/2023 | CDA Listed Security Disposal | 0.00 | 0.00 | 9,590.10 | 34,009.78 |
| 27/01/2023 | CDA Listed Security Disposal | 0.00 | 0.00 | 20,544.58 | 13,465.20 |
| 30/01/2023 | CDA Listed Security Disposal | 0.00 | 0.00 | 5,420.10 | 8,045.10 |
| 30/01/2023 | CDA Listed Security Disposal | 0.00 | 0.00 | 8,045.10 | 0.00 |
| 02/02/2023 | CDA Listed Security Disposal | 0.00 | 5,540.10 | 0.00 | 5,540.10 |
| 03/02/2023 | CDA Listed Security Disposal | 0.00 | 1,041.02 | 0.00 | 6,581.12 |
| 06/02/2023 | CDA Listed Security Disposal | 0.00 | 0.00 | 5,540.10 | 1,041.02 |
| 07/02/2023 | CDA Listed Security Disposal | 0.00 | 0.00 | 1,041.02 | 0.00 |
| 16/02/2023 | CDA Listed Security Disposal | 0.00 | 4,539.08 | 0.00 | 4,539.08 |
| 20/02/2023 | CDA Listed Security Disposal | 0.00 | 0.00 | 4,539.08 | 0.00 |

| Date | Description | Quantity | Debits | Credits | Balance |
|------------|------------------------------|----------|-----------|-----------|-----------|
| 20/02/2023 | CDA Listed Security Disposal | 0.00 | 5,720.10 | 0.00 | 5,720.10 |
| 22/02/2023 | CDA Listed Security Disposal | 0.00 | 0.00 | 5,720.10 | 0.00 |
| 11/04/2023 | CDA Listed Security Disposal | 0.00 | 5,850.10 | 0.00 | 5,850.10 |
| 13/04/2023 | CDA Listed Security Disposal | 0.00 | 0.00 | 5,850.10 | 0.00 |
| 13/04/2023 | CDA Listed Security Disposal | 0.00 | 12,152.40 | 0.00 | 12,152.40 |
| 14/04/2023 | CDA Listed Security Disposal | 0.00 | 12,812.51 | 0.00 | 24,964.91 |
| 17/04/2023 | CDA Listed Security Disposal | 0.00 | 0.00 | 12,152.40 | 12,812.51 |
| 17/04/2023 | CDA Listed Security Disposal | 0.00 | 12,591.00 | 0.00 | 25,403.51 |
| 17/04/2023 | CDA Listed Security Disposal | 0.00 | 12,690.10 | 0.00 | 38,093.61 |
| 18/04/2023 | CDA Listed Security Disposal | 0.00 | 0.00 | 12,812.51 | 25,281.10 |
| 19/04/2023 | CDA Listed Security Disposal | 0.00 | 0.00 | 12,591.00 | 12,690.10 |
| 19/04/2023 | CDA Listed Security Disposal | 0.00 | 0.00 | 12,690.10 | 0.00 |
| 19/04/2023 | CDA Listed Security Disposal | 0.00 | 6,520.10 | 0.00 | 6,520.10 |
| 20/04/2023 | CDA Listed Security Disposal | 0.00 | 13,529.85 | 0.00 | 20,049.95 |
| 20/04/2023 | CDA Listed Security Disposal | 0.00 | 13,549.82 | 0.00 | 33,599.77 |
| 21/04/2023 | CDA Listed Security Disposal | 0.00 | 0.00 | 6,520.10 | 27,079.67 |
| 24/04/2023 | CDA Listed Security Disposal | 0.00 | 0.00 | 13,529.85 | 13,549.82 |
| 24/04/2023 | CDA Listed Security Disposal | 0.00 | 0.00 | 13,549.82 | 0.00 |
| 24/04/2023 | CDA Listed Security Disposal | 0.00 | 6,890.10 | 0.00 | 6,890.10 |
| 24/04/2023 | CDA Listed Security Disposal | 0.00 | 6,950.10 | 0.00 | 13,840.20 |

| Date | Description | Quantity | Debits | Credits | Balance |
|--|------------------------------|----------|-----------|-----------|-----------|
| 27/04/2023 | CDA Listed Security Disposal | 0.00 | 0.00 | 6,890.10 | 6,950.10 |
| 27/04/2023 | CDA Listed Security Disposal | 0.00 | 0.00 | 6,950.10 | 0.00 |
| 28/04/2023 | CDA Listed Security Disposal | 0.00 | 14,349.85 | 0.00 | 14,349.85 |
| 02/05/2023 | CDA Listed Security Disposal | 0.00 | 0.00 | 14,349.85 | 0.00 |
| 02/05/2023 | CDA Listed Security Disposal | 0.00 | 7,310.10 | 0.00 | 7,310.10 |
| 04/05/2023 | CDA Listed Security Disposal | 0.00 | 0.00 | 7,310.10 | 0.00 |
| 10/05/2023 | CDA Listed Security Disposal | 0.00 | 7,370.10 | 0.00 | 7,370.10 |
| 12/05/2023 | CDA Listed Security Disposal | 0.00 | 0.00 | 7,370.10 | 0.00 |
| 15/05/2023 | CDA Listed Security Disposal | 0.00 | 7,510.10 | 0.00 | 7,510.10 |
| 16/05/2023 | CDA Listed Security Disposal | 0.00 | 7,580.10 | 0.00 | 15,090.20 |
| 17/05/2023 | CDA Listed Security Disposal | 0.00 | 0.00 | 7,510.10 | 7,580.10 |
| 18/05/2023 | CDA Listed Security Disposal | 0.00 | 0.00 | 7,580.10 | 0.00 |
| 16/06/2023 | CDA Listed Security Disposal | 0.00 | 7,870.10 | 0.00 | 7,870.10 |
| 20/06/2023 | CDA Listed Security Disposal | 0.00 | 0.00 | 7,870.10 | 0.00 |
| 30/06/2023 | CDA Listed Security Disposal | 0.00 | 8,010.10 | 0.00 | 8,010.10 |
| 30/06/2023 | Closing Balance | 0.00 | 0.00 | 0.00 | 8,010.10 |
| Other Assets - Unsettled Trades / Disposals / Shares in Listed Companies / Elders Limited | | | | | |
| 01/07/2022 | Opening Balance | 0.00 | 0.00 | 0.00 | 0.00 |
| 14/09/2022 | ELD Listed Security Disposal | 0.00 | 25,581.83 | 0.00 | 25,581.83 |
| 14/09/2022 | ELD Listed Security Disposal | 0.00 | 25,581.83 | 0.00 | 51,163.66 |

| Date | Description | Quantity | Debits | Credits | Balance |
|---|------------------------------|----------|-----------|-----------|-----------|
| 16/09/2022 | ELD Listed Security Disposal | 0.00 | 0.00 | 25,581.83 | 25,581.83 |
| 16/09/2022 | ELD Listed Security Disposal | 0.00 | 0.00 | 25,581.83 | 0.00 |
| 12/10/2022 | ELD Listed Security Disposal | 0.00 | 12,480.10 | 0.00 | 12,480.10 |
| 14/10/2022 | ELD Listed Security Disposal | 0.00 | 0.00 | 12,480.10 | 0.00 |
| 15/12/2022 | ELD Listed Security Disposal | 0.00 | 10,340.10 | 0.00 | 10,340.10 |
| 19/12/2022 | ELD Listed Security Disposal | 0.00 | 0.00 | 10,340.10 | 0.00 |
| 16/01/2023 | ELD Listed Security Disposal | 0.00 | 10,040.10 | 0.00 | 10,040.10 |
| 18/01/2023 | ELD Listed Security Disposal | 0.00 | 0.00 | 10,040.10 | 0.00 |
| 28/02/2023 | ELD Listed Security Disposal | 0.00 | 9,230.10 | 0.00 | 9,230.10 |
| 02/03/2023 | ELD Listed Security Disposal | 0.00 | 0.00 | 9,230.10 | 0.00 |
| 30/06/2023 | Closing Balance | 0.00 | 0.00 | 0.00 | 0.00 |
| Other Assets - Unsettled Trades / Disposals / Shares in Listed Companies / Graincorp Limited | | | | | |
| 01/07/2022 | Opening Balance | 0.00 | 0.00 | 0.00 | 0.00 |
| 14/02/2023 | GNC Listed Security Disposal | 0.00 | 7,370.10 | 0.00 | 7,370.10 |
| 16/02/2023 | GNC Listed Security Disposal | 0.00 | 0.00 | 7,370.10 | 0.00 |
| 16/02/2023 | GNC Listed Security Disposal | 0.00 | 15,448.41 | 0.00 | 15,448.41 |
| 20/02/2023 | GNC Listed Security Disposal | 0.00 | 0.00 | 15,448.41 | 0.00 |
| 20/02/2023 | GNC Listed Security Disposal | 0.00 | 7,800.10 | 0.00 | 7,800.10 |
| 22/02/2023 | GNC Listed Security Disposal | 0.00 | 0.00 | 7,800.10 | 0.00 |
| 12/05/2023 | GNC Listed Security Disposal | 0.00 | 20,639.74 | 0.00 | 20,639.74 |

| Date | Description | Quantity | Debits | Credits | Balance |
|--|------------------------------|----------|-----------|-----------|-----------|
| 16/05/2023 | GNC Listed Security Disposal | 0.00 | 0.00 | 20,639.74 | 0.00 |
| 28/06/2023 | GNC Listed Security Disposal | 0.00 | 7,710.10 | 0.00 | 7,710.10 |
| 30/06/2023 | GNC Listed Security Disposal | 0.00 | 0.00 | 7,710.10 | 0.00 |
| 30/06/2023 | Closing Balance | 0.00 | 0.00 | 0.00 | 0.00 |
| Other Assets - Unsettled Trades / Disposals / Shares in Listed Companies / Monadelphous Group Limited | | | | | |
| 01/07/2022 | Opening Balance | 0.00 | 0.00 | 0.00 | 0.00 |
| 30/08/2022 | MND Listed Security Disposal | 0.00 | 12,890.05 | 0.00 | 12,890.05 |
| 30/08/2022 | MND Listed Security Disposal | 0.00 | 12,950.05 | 0.00 | 25,840.10 |
| 30/08/2022 | MND Listed Security Disposal | 0.00 | 12,983.09 | 0.00 | 38,823.19 |
| 01/09/2022 | MND Listed Security Disposal | 0.00 | 0.00 | 12,890.05 | 25,933.14 |
| 01/09/2022 | MND Listed Security Disposal | 0.00 | 0.00 | 12,950.05 | 12,983.09 |
| 01/09/2022 | MND Listed Security Disposal | 0.00 | 0.00 | 12,983.09 | 0.00 |
| 12/09/2022 | MND Listed Security Disposal | 0.00 | 13,880.05 | 0.00 | 13,880.05 |
| 14/09/2022 | MND Listed Security Disposal | 0.00 | 0.00 | 13,880.05 | 0.00 |
| 05/10/2022 | MND Listed Security Disposal | 0.00 | 6,870.05 | 0.00 | 6,870.05 |
| 07/10/2022 | MND Listed Security Disposal | 0.00 | 0.00 | 6,870.05 | 0.00 |
| 14/11/2022 | MND Listed Security Disposal | 0.00 | 14,199.34 | 0.00 | 14,199.34 |
| 16/11/2022 | MND Listed Security Disposal | 0.00 | 0.00 | 14,199.34 | 0.00 |
| 14/02/2023 | MND Listed Security Disposal | 0.00 | 6,970.10 | 0.00 | 6,970.10 |
| 16/02/2023 | MND Listed Security Disposal | 0.00 | 0.00 | 6,970.10 | 0.00 |

| Date | Description | Quantity | Debits | Credits | Balance |
|---|------------------------------|----------|-----------|-----------|-----------|
| 10/05/2023 | MND Listed Security Disposal | 0.00 | 6,540.10 | 0.00 | 6,540.10 |
| 10/05/2023 | MND Listed Security Disposal | 0.00 | 6,645.10 | 0.00 | 13,185.20 |
| 12/05/2023 | MND Listed Security Disposal | 0.00 | 0.00 | 6,540.10 | 6,645.10 |
| 12/05/2023 | MND Listed Security Disposal | 0.00 | 0.00 | 6,645.10 | 0.00 |
| 30/06/2023 | Closing Balance | 0.00 | 0.00 | 0.00 | 0.00 |
| Other Assets - Unsettled Trades / Disposals / Shares in Listed Companies / Orica Limited | | | | | |
| 01/07/2022 | Opening Balance | 0.00 | 0.00 | 0.00 | 0.00 |
| 11/10/2022 | ORI Listed Security Disposal | 0.00 | 26,793.18 | 0.00 | 26,793.18 |
| 12/10/2022 | ORI Listed Security Disposal | 0.00 | 6,865.10 | 0.00 | 33,658.28 |
| 13/10/2022 | ORI Listed Security Disposal | 0.00 | 0.00 | 26,793.18 | 6,865.10 |
| 14/10/2022 | ORI Listed Security Disposal | 0.00 | 0.00 | 6,865.10 | 0.00 |
| 14/11/2022 | ORI Listed Security Disposal | 0.00 | 15,398.44 | 0.00 | 15,398.44 |
| 15/11/2022 | ORI Listed Security Disposal | 0.00 | 15,477.14 | 0.00 | 30,875.58 |
| 16/11/2022 | ORI Listed Security Disposal | 0.00 | 0.00 | 15,398.44 | 15,477.14 |
| 17/11/2022 | ORI Listed Security Disposal | 0.00 | 0.00 | 15,477.14 | 0.00 |
| 14/12/2022 | ORI Listed Security Disposal | 0.00 | 15,478.38 | 0.00 | 15,478.38 |
| 16/12/2022 | ORI Listed Security Disposal | 0.00 | 0.00 | 15,478.38 | 0.00 |
| 10/02/2023 | ORI Listed Security Disposal | 0.00 | 7,705.10 | 0.00 | 7,705.10 |
| 10/02/2023 | ORI Listed Security Disposal | 0.00 | 7,785.10 | 0.00 | 15,490.20 |
| 14/02/2023 | ORI Listed Security Disposal | 0.00 | 0.00 | 7,705.10 | 7,785.10 |

| Date | Description | Quantity | Debits | Credits | Balance |
|--|------------------------------|----------|-----------|-----------|-----------|
| 14/02/2023 | ORI Listed Security Disposal | 0.00 | 0.00 | 7,785.10 | 0.00 |
| 14/02/2023 | ORI Listed Security Disposal | 0.00 | 7,945.10 | 0.00 | 7,945.10 |
| 16/02/2023 | ORI Listed Security Disposal | 0.00 | 0.00 | 7,945.10 | 0.00 |
| 06/03/2023 | ORI Listed Security Disposal | 0.00 | 8,150.59 | 0.00 | 8,150.59 |
| 08/03/2023 | ORI Listed Security Disposal | 0.00 | 0.00 | 8,150.59 | 0.00 |
| 12/05/2023 | ORI Listed Security Disposal | 0.00 | 8,328.38 | 0.00 | 8,328.38 |
| 16/05/2023 | ORI Listed Security Disposal | 0.00 | 0.00 | 8,328.38 | 0.00 |
| 30/06/2023 | Closing Balance | 0.00 | 0.00 | 0.00 | 0.00 |
| Other Assets - Unsettled Trades / Disposals / Shares in Listed Companies / Origin Energy Limited | | | | | |
| 01/07/2022 | Opening Balance | 0.00 | 0.00 | 0.00 | 0.00 |
| 27/02/2023 | ORG Listed Security Disposal | 0.00 | 16,287.78 | 0.00 | 16,287.78 |
| 01/03/2023 | ORG Listed Security Disposal | 0.00 | 0.00 | 16,287.78 | 0.00 |
| 19/06/2023 | ORG Listed Security Disposal | 0.00 | 8,480.10 | 0.00 | 8,480.10 |
| 21/06/2023 | ORG Listed Security Disposal | 0.00 | 0.00 | 8,480.10 | 0.00 |
| 30/06/2023 | Closing Balance | 0.00 | 0.00 | 0.00 | 0.00 |
| Other Assets - Unsettled Trades / Disposals / Shares in Listed Companies / Ridley Corporation Limited | | | | | |
| 01/07/2022 | Opening Balance | 0.00 | 0.00 | 0.00 | 0.00 |
| 30/08/2022 | RIC Listed Security Disposal | 0.00 | 9,580.05 | 0.00 | 9,580.05 |
| 01/09/2022 | RIC Listed Security Disposal | 0.00 | 0.00 | 9,580.05 | 0.00 |
| 12/09/2022 | RIC Listed Security Disposal | 0.00 | 11,030.05 | 0.00 | 11,030.05 |

| Date | Description | Quantity | Debits | Credits | Balance |
|---|------------------------------|----------|------------|------------|------------|
| 14/09/2022 | RIC Listed Security Disposal | 0.00 | 0.00 | 11,030.05 | 0.00 |
| 16/02/2023 | RIC Listed Security Disposal | 0.00 | 16,378.11 | 0.00 | 16,378.11 |
| 20/02/2023 | RIC Listed Security Disposal | 0.00 | 0.00 | 16,378.11 | 0.00 |
| 20/02/2023 | RIC Listed Security Disposal | 0.00 | 23,388.68 | 0.00 | 23,388.68 |
| 22/02/2023 | RIC Listed Security Disposal | 0.00 | 0.00 | 23,388.68 | 0.00 |
| 30/06/2023 | Closing Balance | 0.00 | 0.00 | 0.00 | 0.00 |
| Other Assets - Unsettled Trades / Disposals / Shares in Listed Companies / Tassal Group Limited | | | | | |
| 01/07/2022 | Opening Balance | 0.00 | 0.00 | 0.00 | 0.00 |
| 24/10/2022 | TGR Listed Security Disposal | 0.00 | 25,930.54 | 0.00 | 25,930.54 |
| 26/10/2022 | TGR Listed Security Disposal | 0.00 | 0.00 | 25,930.54 | 0.00 |
| 21/11/2022 | TGR Takeover/Merger | 0.00 | 0.00 | 302,560.73 | 302,560.73 |
| 21/11/2022 | TGR Takeover/Merger | 0.00 | 302,560.73 | 0.00 | 0.00 |
| 30/06/2023 | Closing Balance | 0.00 | 0.00 | 0.00 | 0.00 |
| Other Assets - Unsettled Trades / Disposals / Shares in Listed Companies / United Malt Group Limited | | | | | |
| 01/07/2022 | Opening Balance | 0.00 | 0.00 | 0.00 | 0.00 |
| 28/03/2023 | UMG Listed Security Disposal | 0.00 | 18,066.44 | 0.00 | 18,066.44 |
| 28/03/2023 | UMG Listed Security Disposal | 0.00 | 22,633.02 | 0.00 | 40,699.46 |
| 28/03/2023 | UMG Listed Security Disposal | 0.00 | 22,633.02 | 0.00 | 63,332.48 |
| 29/03/2023 | UMG Listed Security Disposal | 0.00 | 9,210.89 | 0.00 | 72,543.37 |
| 29/03/2023 | UMG Listed Security Disposal | 0.00 | 13,639.76 | 0.00 | 86,183.13 |

| Date | Description | Quantity | Debits | Credits | Balance |
|---|---|----------|------------|------------|------------|
| 30/03/2023 | UMG Listed Security Disposal | 0.00 | 0.00 | 18,066.44 | 68,116.69 |
| 30/03/2023 | UMG Listed Security Disposal | 0.00 | 0.00 | 22,633.02 | 45,483.67 |
| 30/03/2023 | UMG Listed Security Disposal | 0.00 | 0.00 | 22,633.02 | 22,850.65 |
| 30/03/2023 | UMG Listed Security Disposal | 0.00 | 9,270.10 | 0.00 | 32,120.75 |
| 31/03/2023 | UMG Listed Security Disposal | 0.00 | 0.00 | 9,210.89 | 22,909.86 |
| 31/03/2023 | UMG Listed Security Disposal | 0.00 | 0.00 | 13,639.76 | 9,270.10 |
| 03/04/2023 | UMG Listed Security Disposal | 0.00 | 0.00 | 9,270.10 | 0.00 |
| 03/04/2023 | UMG Listed Security Disposal | 0.00 | 9,570.52 | 0.00 | 9,570.52 |
| 05/04/2023 | UMG Listed Security Disposal | 0.00 | 0.00 | 9,570.52 | 0.00 |
| 30/06/2023 | Closing Balance | 0.00 | 0.00 | 0.00 | 0.00 |
| Other Assets - Unsettled Trades / Disposals / Shares in Listed Companies / Westpac Banking Corporation - Cap Note 3-Bbsw+3.05% | | | | | |
| 01/07/2022 | Opening Balance | 0.00 | 0.00 | 0.00 | 0.00 |
| 23/09/2022 | TRANSFER FROM WBCPE REDEM 001284797444 | 0.00 | 0.00 | 130,000.00 | 130,000.00 |
| 23/09/2022 | TRANSFER FROM WBCPE REDEM 001284797444 | 0.00 | 130,000.00 | 0.00 | 0.00 |
| 30/06/2023 | Closing Balance | 0.00 | 0.00 | 0.00 | 0.00 |
| Other Assets - Unsettled Trades / Disposals / Shares in Listed Companies / Woodside Energy Group Limited | | | | | |
| 01/07/2022 | Opening Balance | 0.00 | 0.00 | 0.00 | 0.00 |
| 01/03/2023 | WDS Listed Security Disposal | 0.00 | 9,020.10 | 0.00 | 9,020.10 |
| 02/03/2023 | WDS Listed Security Disposal | 0.00 | 9,427.60 | 0.00 | 18,447.70 |

| Date | Description | Quantity | Debits | Credits | Balance |
|---|------------------------------|----------|-----------|-----------|-----------|
| 03/03/2023 | WDS Listed Security Disposal | 0.00 | 0.00 | 9,020.10 | 9,427.60 |
| 03/03/2023 | WDS Listed Security Disposal | 0.00 | 9,440.10 | 0.00 | 18,867.70 |
| 06/03/2023 | WDS Listed Security Disposal | 0.00 | 0.00 | 9,427.60 | 9,440.10 |
| 07/03/2023 | WDS Listed Security Disposal | 0.00 | 0.00 | 9,440.10 | 0.00 |
| 30/06/2023 | Closing Balance | 0.00 | 0.00 | 0.00 | 0.00 |
| Other Assets - Unsettled Trades / Disposals / Stapled Securities / Stockland | | | | | |
| 01/07/2022 | Opening Balance | 0.00 | 0.00 | 0.00 | 0.00 |
| 11/11/2022 | SGP Listed Security Disposal | 0.00 | 11,150.10 | 0.00 | 11,150.10 |
| 15/11/2022 | SGP Listed Security Disposal | 0.00 | 0.00 | 11,150.10 | 0.00 |
| 24/11/2022 | SGP Listed Security Disposal | 0.00 | 11,300.10 | 0.00 | 11,300.10 |
| 28/11/2022 | SGP Listed Security Disposal | 0.00 | 0.00 | 11,300.10 | 0.00 |
| 01/12/2022 | SGP Listed Security Disposal | 0.00 | 11,630.10 | 0.00 | 11,630.10 |
| 05/12/2022 | SGP Listed Security Disposal | 0.00 | 0.00 | 11,630.10 | 0.00 |
| 23/01/2023 | SGP Listed Security Disposal | 0.00 | 7,810.10 | 0.00 | 7,810.10 |
| 25/01/2023 | SGP Listed Security Disposal | 0.00 | 0.00 | 7,810.10 | 0.00 |
| 30/01/2023 | SGP Listed Security Disposal | 0.00 | 7,970.10 | 0.00 | 7,970.10 |
| 01/02/2023 | SGP Listed Security Disposal | 0.00 | 0.00 | 7,970.10 | 0.00 |
| 02/02/2023 | SGP Listed Security Disposal | 0.00 | 8,140.10 | 0.00 | 8,140.10 |
| 03/02/2023 | SGP Listed Security Disposal | 0.00 | 6,282.60 | 0.00 | 14,422.70 |
| 03/02/2023 | SGP Listed Security Disposal | 0.00 | 10,377.60 | 0.00 | 24,800.30 |

| Date | Description | Quantity | Debits | Credits | Balance |
|---|------------------------------|----------|----------|-----------|-----------|
| 06/02/2023 | SGP Listed Security Disposal | 0.00 | 0.00 | 8,140.10 | 16,660.20 |
| 07/02/2023 | SGP Listed Security Disposal | 0.00 | 0.00 | 6,282.60 | 10,377.60 |
| 07/02/2023 | SGP Listed Security Disposal | 0.00 | 0.00 | 10,377.60 | 0.00 |
| 04/04/2023 | SGP Listed Security Disposal | 0.00 | 8,270.10 | 0.00 | 8,270.10 |
| 06/04/2023 | SGP Listed Security Disposal | 0.00 | 0.00 | 8,270.10 | 0.00 |
| 11/04/2023 | SGP Listed Security Disposal | 0.00 | 6,275.10 | 0.00 | 6,275.10 |
| 13/04/2023 | SGP Listed Security Disposal | 0.00 | 0.00 | 6,275.10 | 0.00 |
| 17/04/2023 | SGP Listed Security Disposal | 0.00 | 8,490.10 | 0.00 | 8,490.10 |
| 19/04/2023 | SGP Listed Security Disposal | 0.00 | 0.00 | 8,490.10 | 0.00 |
| 26/04/2023 | SGP Listed Security Disposal | 0.00 | 8,690.10 | 0.00 | 8,690.10 |
| 28/04/2023 | SGP Listed Security Disposal | 0.00 | 0.00 | 8,690.10 | 0.00 |
| 28/04/2023 | SGP Listed Security Disposal | 0.00 | 8,800.10 | 0.00 | 8,800.10 |
| 01/05/2023 | SGP Listed Security Disposal | 0.00 | 9,030.10 | 0.00 | 17,830.20 |
| 02/05/2023 | SGP Listed Security Disposal | 0.00 | 0.00 | 8,800.10 | 9,030.10 |
| 03/05/2023 | SGP Listed Security Disposal | 0.00 | 0.00 | 9,030.10 | 0.00 |
| 08/05/2023 | SGP Listed Security Disposal | 0.00 | 6,860.10 | 0.00 | 6,860.10 |
| 10/05/2023 | SGP Listed Security Disposal | 0.00 | 0.00 | 6,860.10 | 0.00 |
| 30/06/2023 | Closing Balance | 0.00 | 0.00 | 0.00 | 0.00 |
| Other Assets - Receivables / Investment Income Receivable / Distributions / Stapled Securities / Rural Funds Group | | | | | |
| 01/07/2022 | Opening Balance | 0.00 | 0.00 | 0.00 | 5,022.70 |

| Date | Description | Quantity | Debits | Credits | Balance |
|--|--|----------|-----------|-----------|-----------|
| 29/07/2022 | RFF AUD DRP 1.5% DISC | 0.00 | 0.00 | 5,022.70 | 0.00 |
| 29/09/2022 | RFF AUD 0.002742 FRANKED, 30% CTR, DRP 1.5% DISC | 0.00 | 5,402.90 | 0.00 | 5,402.90 |
| 31/10/2022 | RFF AUD 0.002742 FRANKED, 30% CTR, DRP 1.5% DISC | 0.00 | 0.00 | 5,402.90 | 0.00 |
| 29/12/2022 | RFF AUD 0.002742 FRANKED, 30% CTR, DRP 1.5% DISC | 0.00 | 5,696.15 | 0.00 | 5,696.15 |
| 31/01/2023 | RFF AUD 0.002742 FRANKED, 30% CTR, DRP 1.5% DISC | 0.00 | 0.00 | 5,696.15 | 0.00 |
| 30/03/2023 | RFF AUD 0.002742 FRANKED, 30% CTR, DRP 1.5% DISC | 0.00 | 6,282.65 | 0.00 | 6,282.65 |
| 28/04/2023 | RFF AUD 0.002742 FRANKED, 30% CTR, DRP 1.5% DISC | 0.00 | 0.00 | 6,282.65 | 0.00 |
| 29/06/2023 | RFF AUD 0.002742 FRANKED, 30% CTR, DRP 1.5% DISC | 0.00 | 6,984.47 | 0.00 | 6,984.47 |
| 30/06/2023 | Closing Balance | 0.00 | 0.00 | 0.00 | 6,984.47 |
| Other Assets - Receivables / Investment Income Receivable / Distributions / Stapled Securities / Stockland | | | | | |
| 01/07/2022 | Opening Balance | 0.00 | 0.00 | 0.00 | 17,885.00 |
| 31/08/2022 | SGP Distribution - Cash | 0.00 | 0.00 | 17,885.00 | 0.00 |
| 29/12/2022 | SGP Distribution - Cash | 0.00 | 15,163.00 | 0.00 | 15,163.00 |
| 28/02/2023 | SGP Distribution - Cash | 0.00 | 0.00 | 15,163.00 | 0.00 |
| 29/06/2023 | SGP Distribution - Cash | 0.00 | 15,624.00 | 0.00 | 15,624.00 |
| 30/06/2023 | Closing Balance | 0.00 | 0.00 | 0.00 | 15,624.00 |
| Other Assets - Receivables / Investment Income Receivable / Dividends / Shares in Listed Companies / Bisalloy Steel Group Limited | | | | | |

| Date | Description | Quantity | Debits | Credits | Balance |
|------------|--|----------|-----------|-----------|-----------|
| 01/07/2022 | Opening Balance | 0.00 | 0.00 | 0.00 | 0.00 |
| 28/10/2022 | BIS AUD 0.09 FRANKED, 30% CTR, DRP 5% DISC | 0.00 | 0.00 | 15,392.79 | 15,392.79 |
| 28/10/2022 | BIS AUD 0.09 FRANKED, 30% CTR, DRP 5% DISC | 0.00 | 15,392.79 | 0.00 | 0.00 |
| 28/04/2023 | BIS AUD 0.04 FRANKED, 30% CTR, DRP SUSP | 0.00 | 0.00 | 7,601.24 | 7,601.24 |
| 28/04/2023 | BIS AUD 0.04 FRANKED, 30% CTR, DRP SUSP | 0.00 | 7,601.24 | 0.00 | 0.00 |
| 30/06/2023 | Closing Balance | 0.00 | 0.00 | 0.00 | 0.00 |

Other Assets - Receivables / Investment Income Receivable / Dividends / Shares in Listed Companies / Cedar Woods Properties Limited

| | | | | | |
|------------|--|------|-----------|-----------|-----------|
| 01/07/2022 | Opening Balance | 0.00 | 0.00 | 0.00 | 0.00 |
| 28/10/2022 | CWP AUD 0.145 FRANKED, 30% CTR, DRP SUSP | 0.00 | 0.00 | 11,730.65 | 11,730.65 |
| 28/10/2022 | CWP AUD 0.145 FRANKED, 30% CTR, DRP SUSP | 0.00 | 11,730.65 | 0.00 | 0.00 |
| 28/04/2023 | CWP AUD 0.13 FRANKED, 30% CTR, DRP SUSP | 0.00 | 0.00 | 11,037.00 | 11,037.00 |
| 28/04/2023 | CWP AUD 0.13 FRANKED, 30% CTR, DRP SUSP | 0.00 | 11,037.00 | 0.00 | 0.00 |
| 30/06/2023 | Closing Balance | 0.00 | 0.00 | 0.00 | 0.00 |

Other Assets - Receivables / Investment Income Receivable / Dividends / Shares in Listed Companies / Codan Limited

| | | | | | |
|------------|-------------------------------|------|----------|----------|----------|
| 01/07/2022 | Opening Balance | 0.00 | 0.00 | 0.00 | 0.00 |
| 07/09/2022 | CDA AUD 0.15 FRANKED, 30% CTR | 0.00 | 0.00 | 7,275.00 | 7,275.00 |
| 07/09/2022 | CDA AUD 0.15 FRANKED, 30% CTR | 0.00 | 7,275.00 | 0.00 | 0.00 |

| Date | Description | Quantity | Debits | Credits | Balance |
|--|---|----------|----------|----------|----------|
| 10/03/2023 | CDA AUD 0.09 FRANKED, 30% CTR | 0.00 | 0.00 | 6,300.00 | 6,300.00 |
| 10/03/2023 | CDA AUD 0.09 FRANKED, 30% CTR | 0.00 | 6,300.00 | 0.00 | 0.00 |
| 30/06/2023 | Closing Balance | 0.00 | 0.00 | 0.00 | 0.00 |
| Other Assets - Receivables / Investment Income Receivable / Dividends / Shares in Listed Companies / CSR Limited | | | | | |
| 01/07/2022 | Opening Balance | 0.00 | 0.00 | 0.00 | 0.00 |
| 01/07/2022 | CSR AUD 0.18 FRANKED, 30% CTR, DRP NIL DISC | 0.00 | 0.00 | 7,380.00 | 7,380.00 |
| 01/07/2022 | CSR AUD 0.18 FRANKED, 30% CTR, DRP NIL DISC | 0.00 | 7,380.00 | 0.00 | 0.00 |
| 09/12/2022 | CSR AUD 0.165 FRANKED, 30% CTR, DRP NIL DISC | 0.00 | 0.00 | 7,920.00 | 7,920.00 |
| 09/12/2022 | CSR AUD 0.165 FRANKED, 30% CTR, DRP NIL DISC | 0.00 | 7,920.00 | 0.00 | 0.00 |
| 30/06/2023 | Closing Balance | 0.00 | 0.00 | 0.00 | 0.00 |
| Other Assets - Receivables / Investment Income Receivable / Dividends / Shares in Listed Companies / Downer Edi Limited | | | | | |
| 01/07/2022 | Opening Balance | 0.00 | 0.00 | 0.00 | 0.00 |
| 28/09/2022 | DOW AUD UNFRANKED, 0.0168 CFI, DRP SUSP | 0.00 | 0.00 | 4,073.16 | 4,073.16 |
| 28/09/2022 | DOW AUD UNFRANKED, 0.0168 CFI, DRP SUSP | 0.00 | 4,073.16 | 0.00 | 0.00 |
| 11/04/2023 | DOW AUD UNFRANKED, 0.022 CFI, DRP SUSP | 0.00 | 0.00 | 3,147.15 | 3,147.15 |
| 11/04/2023 | DOW AUD UNFRANKED, 0.022 CFI, DRP SUSP | 0.00 | 3,147.15 | 0.00 | 0.00 |
| 30/06/2023 | Closing Balance | 0.00 | 0.00 | 0.00 | 0.00 |

| Date | Description | Quantity | Debits | Credits | Balance |
|--|---|----------|-----------|-----------|-----------|
| Other Assets - Receivables / Investment Income Receivable / Dividends / Shares in Listed Companies / Elders Limited | | | | | |
| 01/07/2022 | Opening Balance | 0.00 | 0.00 | 0.00 | 0.00 |
| 16/12/2022 | ELD AUD 0.084 FRANKED, 30% CTR, NIL CFI, DRP NIL DISC | 0.00 | 0.00 | 11,172.00 | 11,172.00 |
| 16/12/2022 | ELD AUD 0.084 FRANKED, 30% CTR, NIL CFI, DRP NIL DISC | 0.00 | 11,172.00 | 0.00 | 0.00 |
| 22/06/2023 | ELD AUD 0.069 FRANKED, 30% CTR, NIL CFI, DRP NIL DISC | 0.00 | 0.00 | 10,672.00 | 10,672.00 |
| 22/06/2023 | ELD AUD 0.069 FRANKED, 30% CTR, NIL CFI, DRP NIL DISC | 0.00 | 10,672.00 | 0.00 | 0.00 |
| 30/06/2023 | Closing Balance | 0.00 | 0.00 | 0.00 | 0.00 |
| Other Assets - Receivables / Investment Income Receivable / Dividends / Shares in Listed Companies / Graincorp Limited | | | | | |
| 01/07/2022 | Opening Balance | 0.00 | 0.00 | 0.00 | 0.00 |
| 21/07/2022 | GNC AUD 0.12 SPEC, 0.24 FRANKED, 30% CTR | 0.00 | 0.00 | 9,600.00 | 9,600.00 |
| 21/07/2022 | GNC AUD 0.12 SPEC, 0.24 FRANKED, 30% CTR | 0.00 | 9,600.00 | 0.00 | 0.00 |
| 14/12/2022 | GNC AUD 0.16 SPEC, 0.3 FRANKED, 30% CTR | 0.00 | 0.00 | 14,700.00 | 14,700.00 |
| 14/12/2022 | GNC AUD 0.16 SPEC, 0.3 FRANKED, 30% CTR | 0.00 | 14,700.00 | 0.00 | 0.00 |
| 30/06/2023 | Closing Balance | 0.00 | 0.00 | 0.00 | 0.00 |
| Other Assets - Receivables / Investment Income Receivable / Dividends / Shares in Listed Companies / Monadelphous Group Limited | | | | | |
| 01/07/2022 | Opening Balance | 0.00 | 0.00 | 0.00 | 0.00 |

| Date | Description | Quantity | Debits | Credits | Balance |
|---|--|----------|----------|----------|----------|
| 30/09/2022 | MND AUD 0.25 FRANKED, 30% CTR, DRP NIL DISC | 0.00 | 0.00 | 7,625.00 | 7,625.00 |
| 30/09/2022 | MND AUD 0.25 FRANKED, 30% CTR, DRP NIL DISC | 0.00 | 7,625.00 | 0.00 | 0.00 |
| 31/03/2023 | MND AUD 0.24 FRANKED, 30% CTR, DRP NIL DISC | 0.00 | 0.00 | 7,560.00 | 7,560.00 |
| 31/03/2023 | MND AUD 0.24 FRANKED, 30% CTR, DRP NIL DISC | 0.00 | 7,560.00 | 0.00 | 0.00 |
| 30/06/2023 | Closing Balance | 0.00 | 0.00 | 0.00 | 0.00 |
| Other Assets - Receivables / Investment Income Receivable / Dividends / Shares in Listed Companies / Orica Limited | | | | | |
| 01/07/2022 | Opening Balance | 0.00 | 0.00 | 0.00 | 0.00 |
| 08/07/2022 | ORI AUD UNFRANKED, 0.13 CFI, DRP NIL DISC | 0.00 | 0.00 | 2,860.00 | 2,860.00 |
| 08/07/2022 | ORI AUD UNFRANKED, 0.13 CFI, DRP NIL DISC | 0.00 | 2,860.00 | 0.00 | 0.00 |
| 22/12/2022 | ORI AUD UNFRANKED, 0.22 CFI, DRP NIL DISC | 0.00 | 0.00 | 6,050.00 | 6,050.00 |
| 22/12/2022 | ORI AUD UNFRANKED, 0.22 CFI, DRP NIL DISC | 0.00 | 6,050.00 | 0.00 | 0.00 |
| 30/06/2023 | Closing Balance | 0.00 | 0.00 | 0.00 | 0.00 |
| Other Assets - Receivables / Investment Income Receivable / Dividends / Shares in Listed Companies / Origin Energy Limited | | | | | |
| 01/07/2022 | Opening Balance | 0.00 | 0.00 | 0.00 | 0.00 |
| 30/09/2022 | ORG AUD 0.12375 FRANKED, 30% CTR, NIL CFI, DRP SUSP | 0.00 | 0.00 | 5,692.50 | 5,692.50 |
| 30/09/2022 | ORG AUD 0.12375 FRANKED, 30% CTR, NIL CFI, DRP SUSP | 0.00 | 5,692.50 | 0.00 | 0.00 |

| Date | Description | Quantity | Debits | Credits | Balance |
|---|--|----------|----------|----------|----------|
| 24/03/2023 | ORG AUD 0.165 FRANKED, 30% CTR, DRP SUSP | 0.00 | 0.00 | 5,362.50 | 5,362.50 |
| 24/03/2023 | ORG AUD 0.165 FRANKED, 30% CTR, DRP SUSP | 0.00 | 5,362.50 | 0.00 | 0.00 |
| 30/06/2023 | Closing Balance | 0.00 | 0.00 | 0.00 | 0.00 |
| Other Assets - Receivables / Investment Income Receivable / Dividends / Shares in Listed Companies / Ridley Corporation Limited | | | | | |
| 01/07/2022 | Opening Balance | 0.00 | 0.00 | 0.00 | 0.00 |
| 27/10/2022 | RIC AUD 0.04 FRANKED, 30% CTR | 0.00 | 0.00 | 7,200.00 | 7,200.00 |
| 27/10/2022 | RIC AUD 0.04 FRANKED, 30% CTR | 0.00 | 7,200.00 | 0.00 | 0.00 |
| 27/04/2023 | RIC AUD 0.04 FRANKED, 30% CTR | 0.00 | 0.00 | 6,900.00 | 6,900.00 |
| 27/04/2023 | RIC AUD 0.04 FRANKED, 30% CTR | 0.00 | 6,900.00 | 0.00 | 0.00 |
| 30/06/2023 | Closing Balance | 0.00 | 0.00 | 0.00 | 0.00 |
| Other Assets - Receivables / Investment Income Receivable / Dividends / Shares in Listed Companies / Westpac Banking Corporation - Cap Note 3-Bbsw+3.05% | | | | | |
| 01/07/2022 | Opening Balance | 0.00 | 0.00 | 0.00 | 0.00 |
| 20/07/2022 | WBCPE AUD 0.2481 FRANKED, 30% CTR | 0.00 | 0.00 | 322.53 | 322.53 |
| 20/07/2022 | WBCPE AUD 0.2481 FRANKED, 30% CTR | 0.00 | 322.53 | 0.00 | 0.00 |
| 23/09/2022 | WBCPE AUD 0.5972 FRANKED, 30% CTR | 0.00 | 0.00 | 776.36 | 776.36 |
| 23/09/2022 | WBCPE AUD 0.5972 FRANKED, 30% CTR | 0.00 | 776.36 | 0.00 | 0.00 |
| 30/06/2023 | Closing Balance | 0.00 | 0.00 | 0.00 | 0.00 |
| Other Assets - Receivables / Investment Income Receivable / Dividends / Shares in Listed Companies / Woodside Energy Group Limited | | | | | |
| 01/07/2022 | Opening Balance | 0.00 | 0.00 | 0.00 | 0.00 |

| Date | Description | Quantity | Debits | Credits | Balance |
|---|---|----------|-----------|-----------|-----------|
| 06/10/2022 | WDS USD 1.09, 1.09 FRANKED, 30% CTR, DRP NIL DISC | 0.00 | 0.00 | 11,802.93 | 11,802.93 |
| 06/10/2022 | WDS USD 1.09, 1.09 FRANKED, 30% CTR, DRP NIL DISC | 0.00 | 11,802.93 | 0.00 | 0.00 |
| 05/04/2023 | WDS USD 1.44, 1.44 FRANKED, 30% CTR, DRP SUSP | 0.00 | 0.00 | 17,513.11 | 17,513.11 |
| 05/04/2023 | WDS USD 1.44, 1.44 FRANKED, 30% CTR, DRP SUSP | 0.00 | 17,513.11 | 0.00 | 0.00 |
| 30/06/2023 | Closing Balance | 0.00 | 0.00 | 0.00 | 0.00 |
| Other Assets - Receivables / Investment Income Receivable / Foreign Income / Foreign Dividend / Shares in Listed Companies / Fletcher Building Limited | | | | | |
| 01/07/2022 | Opening Balance | 0.00 | 0.00 | 0.00 | 0.00 |
| 06/10/2022 | FBU NZD 0.22, 0.03882353 SUP, 15% WHT, DRP SUSP | 0.00 | 0.00 | 5,039.66 | 5,039.66 |
| 06/10/2022 | FBU NZD 0.22, 0.03882353 SUP, 15% WHT, DRP SUSP | 0.00 | 5,039.66 | 0.00 | 0.00 |
| 06/04/2023 | FBU NZD 0.18, 0.03176471 SUP, 15% WHT, DRP SUSP | 0.00 | 0.00 | 6,814.84 | 6,814.84 |
| 06/04/2023 | FBU NZD 0.18, 0.03176471 SUP, 15% WHT, DRP SUSP | 0.00 | 6,814.84 | 0.00 | 0.00 |
| 30/06/2023 | Closing Balance | 0.00 | 0.00 | 0.00 | 0.00 |
| Other Assets - Receivables / Investment Income Receivable / Interest / Cash At Bank / Cash at Bank - ANZ Cash Investment | | | | | |
| 01/07/2022 | Opening Balance | 0.00 | 0.00 | 0.00 | 0.00 |
| 30/09/2022 | CREDIT INTEREST PAID | 0.00 | 0.00 | 0.13 | 0.13 |
| 30/09/2022 | CREDIT INTEREST PAID | 0.00 | 0.13 | 0.00 | 0.00 |
| 30/11/2022 | CREDIT INTEREST PAID | 0.00 | 0.00 | 0.16 | 0.16 |

| Date | Description | Quantity | Debits | Credits | Balance |
|--|----------------------|----------|----------|----------|----------|
| 30/11/2022 | CREDIT INTEREST PAID | 0.00 | 0.16 | 0.00 | 0.00 |
| 30/06/2023 | Closing Balance | 0.00 | 0.00 | 0.00 | 0.00 |
| Other Assets - Receivables / Investment Income Receivable / Interest / Cash At Bank / Cash at Bank - ANZ Negotiator | | | | | |
| 01/07/2022 | Opening Balance | 0.00 | 0.00 | 0.00 | 0.00 |
| 15/07/2022 | CREDIT INTEREST PAID | 0.00 | 0.00 | 1,636.03 | 1,636.03 |
| 15/07/2022 | CREDIT INTEREST PAID | 0.00 | 1,636.03 | 0.00 | 0.00 |
| 15/08/2022 | CREDIT INTEREST PAID | 0.00 | 0.00 | 2,627.75 | 2,627.75 |
| 15/08/2022 | CREDIT INTEREST PAID | 0.00 | 2,627.75 | 0.00 | 0.00 |
| 15/09/2022 | CREDIT INTEREST PAID | 0.00 | 0.00 | 3,423.05 | 3,423.05 |
| 15/09/2022 | CREDIT INTEREST PAID | 0.00 | 3,423.05 | 0.00 | 0.00 |
| 14/10/2022 | CREDIT INTEREST PAID | 0.00 | 0.00 | 4,037.13 | 4,037.13 |
| 14/10/2022 | CREDIT INTEREST PAID | 0.00 | 4,037.13 | 0.00 | 0.00 |
| 15/11/2022 | CREDIT INTEREST PAID | 0.00 | 0.00 | 5,022.91 | 5,022.91 |
| 15/11/2022 | CREDIT INTEREST PAID | 0.00 | 5,022.91 | 0.00 | 0.00 |
| 15/12/2022 | CREDIT INTEREST PAID | 0.00 | 0.00 | 4,983.27 | 4,983.27 |
| 15/12/2022 | CREDIT INTEREST PAID | 0.00 | 4,983.27 | 0.00 | 0.00 |
| 13/01/2023 | CREDIT INTEREST PAID | 0.00 | 0.00 | 5,233.62 | 5,233.62 |
| 13/01/2023 | CREDIT INTEREST PAID | 0.00 | 5,233.62 | 0.00 | 0.00 |
| 15/02/2023 | CREDIT INTEREST PAID | 0.00 | 0.00 | 6,203.43 | 6,203.43 |
| 15/02/2023 | CREDIT INTEREST PAID | 0.00 | 6,203.43 | 0.00 | 0.00 |

| Date | Description | Quantity | Debits | Credits | Balance |
|------------|----------------------|----------|----------|----------|----------|
| 15/03/2023 | CREDIT INTEREST PAID | 0.00 | 0.00 | 5,759.94 | 5,759.94 |
| 15/03/2023 | CREDIT INTEREST PAID | 0.00 | 5,759.94 | 0.00 | 0.00 |
| 14/04/2023 | CREDIT INTEREST PAID | 0.00 | 0.00 | 6,385.22 | 6,385.22 |
| 14/04/2023 | CREDIT INTEREST PAID | 0.00 | 6,385.22 | 0.00 | 0.00 |
| 15/05/2023 | CREDIT INTEREST PAID | 0.00 | 0.00 | 7,167.97 | 7,167.97 |
| 15/05/2023 | CREDIT INTEREST PAID | 0.00 | 7,167.97 | 0.00 | 0.00 |
| 15/06/2023 | CREDIT INTEREST PAID | 0.00 | 0.00 | 7,894.29 | 7,894.29 |
| 15/06/2023 | CREDIT INTEREST PAID | 0.00 | 7,894.29 | 0.00 | 0.00 |
| 30/06/2023 | Closing Balance | 0.00 | 0.00 | 0.00 | 0.00 |

Other Assets - Receivables / Investment Income Receivable / Interest / Qube Holdings Limited - Hybrid 3-Bbsw+3.90%

| | | | | | |
|------------|------------------------|------|----------|----------|----------|
| 01/07/2022 | Opening Balance | 0.00 | 0.00 | 0.00 | 0.00 |
| 05/07/2022 | QUBHA Interest Payment | 0.00 | 0.00 | 3,640.19 | 3,640.19 |
| 05/07/2022 | QUBHA Interest Payment | 0.00 | 3,640.19 | 0.00 | 0.00 |
| 05/10/2022 | QUBHA Interest Payment | 0.00 | 0.00 | 5,125.48 | 5,125.48 |
| 05/10/2022 | QUBHA Interest Payment | 0.00 | 5,125.48 | 0.00 | 0.00 |
| 05/01/2023 | QUBHA Interest Payment | 0.00 | 0.00 | 5,998.66 | 5,998.66 |
| 05/01/2023 | QUBHA Interest Payment | 0.00 | 5,998.66 | 0.00 | 0.00 |
| 05/04/2023 | QUBHA Interest Payment | 0.00 | 0.00 | 6,251.62 | 6,251.62 |
| 05/04/2023 | QUBHA Interest Payment | 0.00 | 6,251.62 | 0.00 | 0.00 |
| 30/06/2023 | Closing Balance | 0.00 | 0.00 | 0.00 | 0.00 |

| Date | Description | Quantity | Debits | Credits | Balance |
|---|---|----------|------------|-----------|------------|
| Other Assets - Current Tax Assets / Income Tax Payable | | | | | |
| 01/07/2022 | Opening Balance | 0.00 | 0.00 | 0.00 | 0.00 |
| 01/07/2022 | Fund Tax Finalisation | 0.00 | 0.00 | 68,644.28 | 68,644.28 |
| 29/11/2022 | ANZ INTERNET BANKING BPAY TAX OFFICE PAYMENT {660107} | 0.00 | 68,644.28 | 0.00 | 0.00 |
| 30/06/2023 | Closing Balance | 0.00 | 0.00 | 0.00 | 0.00 |
| Other Assets - Current Tax Assets / Provision for Income Tax | | | | | |
| 01/07/2022 | Opening Balance | 0.00 | 0.00 | 0.00 | 117,450.00 |
| 01/07/2022 | Fund Tax Finalisation | 0.00 | 117,450.00 | 0.00 | 0.00 |
| 30/06/2023 | Tax Effect Of Income | 0.00 | 0.00 | 77,533.80 | 77,533.80 |
| 30/06/2023 | Closing Balance | 0.00 | 0.00 | 0.00 | 77,533.80 |
| Other Assets - Current Tax Assets / Franking Credits / Shares in Listed Companies / Bisalloy Steel Group Limited | | | | | |
| 01/07/2022 | Opening Balance | 0.00 | 0.00 | 0.00 | 11,091.08 |
| 01/07/2022 | Fund Tax Finalisation | 0.00 | 0.00 | 11,091.08 | 0.00 |
| 28/10/2022 | BIS AUD 0.09 FRANKED, 30% CTR, DRP 5% DISC | 0.00 | 6,596.91 | 0.00 | 6,596.91 |
| 28/04/2023 | BIS AUD 0.04 FRANKED, 30% CTR, DRP SUSP | 0.00 | 3,257.67 | 0.00 | 9,854.58 |
| 30/06/2023 | Closing Balance | 0.00 | 0.00 | 0.00 | 9,854.58 |
| Other Assets - Current Tax Assets / Franking Credits / Shares in Listed Companies / Cedar Woods Properties Limited | | | | | |
| 01/07/2022 | Opening Balance | 0.00 | 0.00 | 0.00 | 6,060.54 |

| Date | Description | Quantity | Debits | Credits | Balance |
|---|---|----------|----------|----------|----------|
| 01/07/2022 | Fund Tax Finalisation | 0.00 | 0.00 | 6,060.54 | 0.00 |
| 28/10/2022 | CWP AUD 0.145 FRANKED, 30% CTR, DRP SUSP | 0.00 | 5,027.42 | 0.00 | 5,027.42 |
| 28/04/2023 | CWP AUD 0.13 FRANKED, 30% CTR, DRP SUSP | 0.00 | 4,730.14 | 0.00 | 9,757.56 |
| 30/06/2023 | Closing Balance | 0.00 | 0.00 | 0.00 | 9,757.56 |
| Other Assets - Current Tax Assets / Franking Credits / Shares in Listed Companies / Codan Limited | | | | | |
| 01/07/2022 | Opening Balance | 0.00 | 0.00 | 0.00 | 3,410.36 |
| 01/07/2022 | Fund Tax Finalisation | 0.00 | 0.00 | 3,410.36 | 0.00 |
| 07/09/2022 | CDA AUD 0.15 FRANKED, 30% CTR | 0.00 | 3,117.86 | 0.00 | 3,117.86 |
| 10/03/2023 | CDA AUD 0.09 FRANKED, 30% CTR | 0.00 | 2,700.00 | 0.00 | 5,817.86 |
| 30/06/2023 | Closing Balance | 0.00 | 0.00 | 0.00 | 5,817.86 |
| Other Assets - Current Tax Assets / Franking Credits / Shares in Listed Companies / CSR Limited | | | | | |
| 01/07/2022 | Opening Balance | 0.00 | 0.00 | 0.00 | 1,787.15 |
| 01/07/2022 | CSR AUD 0.18 FRANKED, 30% CTR, DRP NIL DISC | 0.00 | 3,162.86 | 0.00 | 4,950.01 |
| 01/07/2022 | Fund Tax Finalisation | 0.00 | 0.00 | 1,787.15 | 3,162.86 |
| 09/12/2022 | CSR AUD 0.165 FRANKED, 30% CTR, DRP NIL DISC | 0.00 | 3,394.29 | 0.00 | 6,557.15 |
| 30/06/2023 | Closing Balance | 0.00 | 0.00 | 0.00 | 6,557.15 |
| Other Assets - Current Tax Assets / Franking Credits / Shares in Listed Companies / Elders Limited | | | | | |
| 01/07/2022 | Opening Balance | 0.00 | 0.00 | 0.00 | 1,630.11 |

| Date | Description | Quantity | Debits | Credits | Balance |
|---|---|----------|----------|----------|-----------|
| 01/07/2022 | Fund Tax Finalisation | 0.00 | 0.00 | 1,630.11 | 0.00 |
| 16/12/2022 | ELD AUD 0.084 FRANKED, 30% CTR, NIL CFI, DRP NIL DISC | 0.00 | 1,436.40 | 0.00 | 1,436.40 |
| 22/06/2023 | ELD AUD 0.069 FRANKED, 30% CTR, NIL CFI, DRP NIL DISC | 0.00 | 1,372.11 | 0.00 | 2,808.51 |
| 30/06/2023 | Closing Balance | 0.00 | 0.00 | 0.00 | 2,808.51 |
| Other Assets - Current Tax Assets / Franking Credits / Shares in Listed Companies / Graincorp Limited | | | | | |
| 01/07/2022 | Opening Balance | 0.00 | 0.00 | 0.00 | 2,948.58 |
| 01/07/2022 | Fund Tax Finalisation | 0.00 | 0.00 | 2,948.58 | 0.00 |
| 21/07/2022 | GNC AUD 0.12 SPEC, 0.24 FRANKED, 30% CTR | 0.00 | 4,114.29 | 0.00 | 4,114.29 |
| 14/12/2022 | GNC AUD 0.16 SPEC, 0.3 FRANKED, 30% CTR | 0.00 | 6,300.00 | 0.00 | 10,414.29 |
| 30/06/2023 | Closing Balance | 0.00 | 0.00 | 0.00 | 10,414.29 |
| Other Assets - Current Tax Assets / Franking Credits / Shares in Listed Companies / Monadelphous Group Limited | | | | | |
| 01/07/2022 | Opening Balance | 0.00 | 0.00 | 0.00 | 6,190.71 |
| 01/07/2022 | Fund Tax Finalisation | 0.00 | 0.00 | 6,190.71 | 0.00 |
| 30/09/2022 | MND AUD 0.25 FRANKED, 30% CTR, DRP NIL DISC | 0.00 | 3,267.86 | 0.00 | 3,267.86 |
| 31/03/2023 | MND AUD 0.24 FRANKED, 30% CTR, DRP NIL DISC | 0.00 | 3,240.00 | 0.00 | 6,507.86 |
| 30/06/2023 | Closing Balance | 0.00 | 0.00 | 0.00 | 6,507.86 |
| Other Assets - Current Tax Assets / Franking Credits / Shares in Listed Companies / Origin Energy Limited | | | | | |

| Date | Description | Quantity | Debits | Credits | Balance |
|--|---|----------|----------|----------|----------|
| 01/07/2022 | Opening Balance | 0.00 | 0.00 | 0.00 | 0.00 |
| 30/09/2022 | ORG AUD 0.12375 FRANKED, 30% CTR, NIL CFI, DRP SUSP | 0.00 | 1,829.73 | 0.00 | 1,829.73 |
| 24/03/2023 | ORG AUD 0.165 FRANKED, 30% CTR, DRP SUSP | 0.00 | 2,298.21 | 0.00 | 4,127.94 |
| 30/06/2023 | Closing Balance | 0.00 | 0.00 | 0.00 | 4,127.94 |
| Other Assets - Current Tax Assets / Franking Credits / Shares in Listed Companies / Ridley Corporation Limited | | | | | |
| 01/07/2022 | Opening Balance | 0.00 | 0.00 | 0.00 | 4,739.90 |
| 01/07/2022 | Fund Tax Finalisation | 0.00 | 0.00 | 4,739.90 | 0.00 |
| 27/10/2022 | RIC AUD 0.04 FRANKED, 30% CTR | 0.00 | 3,085.71 | 0.00 | 3,085.71 |
| 27/04/2023 | RIC AUD 0.04 FRANKED, 30% CTR | 0.00 | 2,957.14 | 0.00 | 6,042.85 |
| 30/06/2023 | Closing Balance | 0.00 | 0.00 | 0.00 | 6,042.85 |
| Other Assets - Current Tax Assets / Franking Credits / Shares in Listed Companies / Westpac Banking Corporation - Cap Note 3-Bbsw+3.05% | | | | | |
| 01/07/2022 | Opening Balance | 0.00 | 0.00 | 0.00 | 1,218.69 |
| 01/07/2022 | Fund Tax Finalisation | 0.00 | 0.00 | 1,218.69 | 0.00 |
| 20/07/2022 | WBCPE AUD 0.2481 FRANKED, 30% CTR | 0.00 | 138.23 | 0.00 | 138.23 |
| 23/09/2022 | WBCPE AUD 0.5972 FRANKED, 30% CTR | 0.00 | 332.73 | 0.00 | 470.96 |
| 30/06/2023 | Closing Balance | 0.00 | 0.00 | 0.00 | 470.96 |
| Other Assets - Current Tax Assets / Franking Credits / Shares in Listed Companies / Woodside Energy Group Limited | | | | | |
| 01/07/2022 | Opening Balance | 0.00 | 0.00 | 0.00 | 0.00 |
| 06/10/2022 | WDS USD 1.09, 1.09 FRANKED, 30% CTR, DRP NIL DISC | 0.00 | 5,058.40 | 0.00 | 5,058.40 |

| Date | Description | Quantity | Debits | Credits | Balance |
|---|---|----------|----------|----------|-----------|
| 05/04/2023 | WDS USD 1.44, 1.44 FRANKED, 30% CTR, DRP SUSP | 0.00 | 7,505.62 | 0.00 | 12,564.02 |
| 30/06/2023 | Closing Balance | 0.00 | 0.00 | 0.00 | 12,564.02 |
| Other Assets - Current Tax Assets / Franking Credits / Shares in Listed Companies / Woodside Petroleum Ltd | | | | | |
| 01/07/2022 | Opening Balance | 0.00 | 0.00 | 0.00 | 6,649.07 |
| 01/07/2022 | Fund Tax Finalisation | 0.00 | 0.00 | 6,649.07 | 0.00 |
| 30/06/2023 | Closing Balance | 0.00 | 0.00 | 0.00 | 0.00 |
| Other Assets - Current Tax Assets / Franking Credits / Rural Funds Group | | | | | |
| 01/07/2022 | Opening Balance | 0.00 | 0.00 | 0.00 | 0.00 |
| 29/09/2022 | Distribution - Tax Statement | 0.00 | 154.45 | 0.00 | 154.45 |
| 29/12/2022 | Distribution - Tax Statement | 0.00 | 162.82 | 0.00 | 317.27 |
| 30/03/2023 | Distribution - Tax Statement | 0.00 | 179.60 | 0.00 | 496.87 |
| 29/06/2023 | Distribution - Tax Statement | 0.00 | 199.66 | 0.00 | 696.53 |
| 30/06/2023 | Closing Balance | 0.00 | 0.00 | 0.00 | 696.53 |
| Other Assets - Current Tax Assets / Foreign Tax Credits / Shares in Listed Companies / Fletcher Building Limited | | | | | |
| 01/07/2022 | Opening Balance | 0.00 | 0.00 | 0.00 | 1,357.53 |
| 01/07/2022 | Fund Tax Finalisation | 0.00 | 0.00 | 1,357.53 | 0.00 |
| 06/10/2022 | FBU NZD 0.22, 0.03882353 SUP, 15% WHT, DRP SUSP | 0.00 | 889.35 | 0.00 | 889.35 |
| 06/04/2023 | FBU NZD 0.18, 0.03176471 SUP, 15% WHT, DRP SUSP | 0.00 | 1,202.62 | 0.00 | 2,091.97 |
| 30/06/2023 | Closing Balance | 0.00 | 0.00 | 0.00 | 2,091.97 |

| Date | Description | Quantity | Debits | Credits | Balance |
|---|---------------------------------|----------|-----------|-----------|-----------|
| Other Assets - Current Tax Assets / Income Tax Instalments Paid | | | | | |
| 01/07/2022 | Opening Balance | 0.00 | 0.00 | 0.00 | 1,722.00 |
| 01/07/2022 | Fund Tax Finalisation | 0.00 | 0.00 | 1,722.00 | 0.00 |
| 30/09/2022 | PAYG SEPT | 0.00 | 585.00 | 0.00 | 585.00 |
| 31/12/2022 | PAYG DEC | 0.00 | 35,300.00 | 0.00 | 35,885.00 |
| 31/03/2023 | PAYG MARCH | 0.00 | 17,943.00 | 0.00 | 53,828.00 |
| 30/06/2023 | PAYG JUNE | 0.00 | 17,943.00 | 0.00 | 71,771.00 |
| 30/06/2023 | Closing Balance | 0.00 | 0.00 | 0.00 | 71,771.00 |
| Unsettled Trades / Acquisitions / Stapled Securities / Stockland | | | | | |
| 01/07/2022 | Opening Balance | 0.00 | 0.00 | 0.00 | 0.00 |
| 23/09/2022 | SGP Listed Security Acquisition | 0.00 | 0.00 | 16,419.95 | 16,419.95 |
| 27/09/2022 | SGP Listed Security Acquisition | 0.00 | 16,419.95 | 0.00 | 0.00 |
| 28/09/2022 | SGP Listed Security Acquisition | 0.00 | 0.00 | 15,819.95 | 15,819.95 |
| 30/09/2022 | SGP Listed Security Acquisition | 0.00 | 15,819.95 | 0.00 | 0.00 |
| 11/10/2022 | SGP Listed Security Acquisition | 0.00 | 0.00 | 16,266.25 | 16,266.25 |
| 13/10/2022 | SGP Listed Security Acquisition | 0.00 | 16,266.25 | 0.00 | 0.00 |
| 21/02/2023 | SGP Listed Security Acquisition | 0.00 | 0.00 | 11,199.90 | 11,199.90 |
| 23/02/2023 | SGP Listed Security Acquisition | 0.00 | 11,199.90 | 0.00 | 0.00 |
| 29/06/2023 | SGP Listed Security Acquisition | 0.00 | 0.00 | 12,069.90 | 12,069.90 |
| 30/06/2023 | Closing Balance | 0.00 | 0.00 | 0.00 | 12,069.90 |

| Date | Description | Quantity | Debits | Credits | Balance |
|--|--|----------|----------|----------|----------|
| Other Creditors and Accruals / Accountancy Fee | | | | | |
| 01/07/2022 | Opening Balance | 0.00 | 0.00 | 0.00 | 0.00 |
| 22/11/2022 | ANZ INTERNET BANKING PAYMENT 739766 TO SMSF Australia Pty Ltd | 0.00 | 0.00 | 1,100.00 | 1,100.00 |
| 22/11/2022 | ANZ INTERNET BANKING PAYMENT 739766 TO SMSF Australia Pty Ltd | 0.00 | 1,100.00 | 0.00 | 0.00 |
| 30/06/2023 | Closing Balance | 0.00 | 0.00 | 0.00 | 0.00 |
| Other Creditors and Accruals / Auditor Fee | | | | | |
| 01/07/2022 | Opening Balance | 0.00 | 0.00 | 0.00 | 0.00 |
| 22/11/2022 | ANZ INTERNET BANKING PAYMENT 739766 TO SMSF Australia Pty Ltd | 0.00 | 0.00 | 330.00 | 330.00 |
| 22/11/2022 | ANZ INTERNET BANKING PAYMENT 739766 TO SMSF Australia Pty Ltd | 0.00 | 330.00 | 0.00 | 0.00 |
| 30/06/2023 | Closing Balance | 0.00 | 0.00 | 0.00 | 0.00 |
| Other Creditors and Accruals / Bank Fees / Cash At Bank / Cash at Bank - ANZ Negotiator | | | | | |
| 01/07/2022 | Opening Balance | 0.00 | 0.00 | 0.00 | 0.00 |
| 15/07/2022 | 1 EXCESS INTERNET/ONLINE TRANSACTIONS - FEE | 0.00 | 0.00 | 0.20 | 0.20 |
| 15/07/2022 | 1 EXCESS INTERNET/ONLINE TRANSACTIONS - FEE | 0.00 | 0.20 | 0.00 | 0.00 |
| 15/07/2022 | 2 EXCESS EFTPOS PHONE BANKING AUTOMATIC TRANSACTIONS - FEE | 0.00 | 0.00 | 0.40 | 0.40 |
| 15/07/2022 | 2 EXCESS EFTPOS PHONE BANKING AUTOMATIC TRANSACTIONS - FEE | 0.00 | 0.40 | 0.00 | 0.00 |

| Date | Description | Quantity | Debits | Credits | Balance |
|----------------------------|--|----------|-----------|-----------|-----------|
| 14/10/2022 | 5 EXCESS EFTPOS PHONE BANKING AUTOMATIC TRANSACTIONS - FEE | 0.00 | 0.00 | 1.00 | 1.00 |
| 14/10/2022 | 5 EXCESS EFTPOS PHONE BANKING AUTOMATIC TRANSACTIONS - FEE | 0.00 | 1.00 | 0.00 | 0.00 |
| 15/12/2022 | 2 EXCESS EFTPOS PHONE BANKING AUTOMATIC TRANSACTIONS - FEE | 0.00 | 0.00 | 0.40 | 0.40 |
| 15/12/2022 | 2 EXCESS EFTPOS PHONE BANKING AUTOMATIC TRANSACTIONS - FEE | 0.00 | 0.40 | 0.00 | 0.00 |
| 14/04/2023 | 2 EXCESS EFTPOS PHONE BANKING AUTOMATIC TRANSACTIONS - FEE | 0.00 | 0.00 | 0.40 | 0.40 |
| 14/04/2023 | 2 EXCESS EFTPOS PHONE BANKING AUTOMATIC TRANSACTIONS - FEE | 0.00 | 0.40 | 0.00 | 0.00 |
| 15/05/2023 | 1 EXCESS EFTPOS PHONE BANKING AUTOMATIC TRANSACTIONS - FEE | 0.00 | 0.00 | 0.20 | 0.20 |
| 15/05/2023 | 1 EXCESS EFTPOS PHONE BANKING AUTOMATIC TRANSACTIONS - FEE | 0.00 | 0.20 | 0.00 | 0.00 |
| 30/06/2023 | Closing Balance | 0.00 | 0.00 | 0.00 | 0.00 |
| Income Tax Suspense | | | | | |
| 01/07/2022 | Opening Balance | 0.00 | 0.00 | 0.00 | 0.00 |
| 29/11/2022 | ANZ INTERNET BANKING BPAY TAX OFFICE PAYMENT {660107} | 0.00 | 0.00 | 68,903.28 | 68,903.28 |
| 29/11/2022 | ANZ INTERNET BANKING BPAY TAX OFFICE PAYMENT {660107} | 0.00 | 68,903.28 | 0.00 | 0.00 |
| 05/06/2023 | TRANSFER FROM ATO ATO002000018193658 | 0.00 | 0.00 | 957.73 | 957.73 |
| 05/06/2023 | TRANSFER FROM ATO ATO002000018193658 | 0.00 | 957.73 | 0.00 | 0.00 |

| Date | Description | Quantity | Debits | Credits | Balance |
|--|----------------------------------|----------|-----------|-----------|-----------|
| 30/06/2023 | Closing Balance | 0.00 | 0.00 | 0.00 | 0.00 |
| Other Taxes Payable / Activity Statement Payable/Refundable | | | | | |
| 01/07/2022 | Opening Balance | 0.00 | 0.00 | 0.00 | 0.00 |
| 26/09/2022 | PAYG SEPT | 0.00 | 585.00 | 0.00 | 585.00 |
| 30/09/2022 | PAYG SEPT | 0.00 | 0.00 | 585.00 | 0.00 |
| 31/12/2022 | PAYG DEC | 0.00 | 0.00 | 35,300.00 | 35,300.00 |
| 03/01/2023 | PAYG DEC | 0.00 | 35,300.00 | 0.00 | 0.00 |
| 30/03/2023 | PAYG MARCH | 0.00 | 17,943.00 | 0.00 | 17,943.00 |
| 31/03/2023 | PAYG MARCH | 0.00 | 0.00 | 17,943.00 | 0.00 |
| 28/06/2023 | PAYG JUNE | 0.00 | 17,943.00 | 0.00 | 17,943.00 |
| 30/06/2023 | PAYG JUNE | 0.00 | 0.00 | 17,943.00 | 0.00 |
| 30/06/2023 | Closing Balance | 0.00 | 0.00 | 0.00 | 0.00 |
| Fund Suspense / Cash at Bank - ANZ Cash Investment | | | | | |
| 01/07/2022 | Opening Balance | 0.00 | 0.00 | 0.00 | 0.00 |
| 07/07/2022 | TRANSFER 828549 FRO | 0.00 | 0.00 | 70,000.00 | 70,000.00 |
| 07/07/2022 | TRANSFER 828549 FRO | 0.00 | 70,000.00 | 0.00 | 0.00 |
| 11/07/2022 | Bght 1000 ELD @ 12.4700 19669447 | 0.00 | 0.00 | 12,499.95 | 12,499.95 |
| 11/07/2022 | Bght 1000 ELD @ 12.4700 19669447 | 0.00 | 12,499.95 | 0.00 | 0.00 |
| 11/07/2022 | Bght 4000 RFF @ 2.5400 19669873 | 0.00 | 0.00 | 10,179.95 | 10,179.95 |
| 11/07/2022 | Bght 4000 RFF @ 2.5400 19669873 | 0.00 | 10,179.95 | 0.00 | 0.00 |

| Date | Description | Quantity | Debits | Credits | Balance |
|------------|----------------------------------|----------|-----------|-----------|-----------|
| 15/07/2022 | Bght 2000 ORG @ 5.5000 19713445 | 0.00 | 0.00 | 11,019.95 | 11,019.95 |
| 15/07/2022 | Bght 2000 ORG @ 5.5000 19713445 | 0.00 | 11,019.95 | 0.00 | 0.00 |
| 15/07/2022 | Bght 4000 RFF @ 2.5500 19713611 | 0.00 | 0.00 | 10,219.95 | 10,219.95 |
| 15/07/2022 | Bght 4000 RFF @ 2.5500 19713611 | 0.00 | 10,219.95 | 0.00 | 0.00 |
| 25/07/2022 | Bght 2000 ELD @ 11.7890 19777479 | 0.00 | 0.00 | 23,603.92 | 23,603.92 |
| 25/07/2022 | Bght 2000 ELD @ 11.7890 19777479 | 0.00 | 23,603.92 | 0.00 | 0.00 |
| 25/07/2022 | Sold 2500 CDA @ 8.2600 19777323 | 0.00 | 0.00 | 20,627.28 | 20,627.28 |
| 25/07/2022 | Sold 2500 CDA @ 8.2600 19777323 | 0.00 | 20,627.28 | 0.00 | 0.00 |
| 26/07/2022 | Bght 2000 ELD @ 11.4200 19792715 | 0.00 | 0.00 | 22,865.12 | 22,865.12 |
| 26/07/2022 | Bght 2000 ELD @ 11.4200 19792715 | 0.00 | 22,865.12 | 0.00 | 0.00 |
| 26/07/2022 | Sold 2000 CDA @ 8.4700 19790678 | 0.00 | 0.00 | 16,920.05 | 16,920.05 |
| 26/07/2022 | Sold 2000 CDA @ 8.4700 19790678 | 0.00 | 16,920.05 | 0.00 | 0.00 |
| 01/08/2022 | Bght 2000 GNC @ 8.4400 19834009 | 0.00 | 0.00 | 16,899.95 | 16,899.95 |
| 01/08/2022 | Bght 2000 GNC @ 8.4400 19834009 | 0.00 | 16,899.95 | 0.00 | 0.00 |
| 03/08/2022 | Bght 4000 UMG @ 3.0900 19874888 | 0.00 | 0.00 | 12,389.95 | 12,389.95 |
| 03/08/2022 | Bght 4000 UMG @ 3.0900 19874888 | 0.00 | 12,389.95 | 0.00 | 0.00 |
| 04/08/2022 | Bght 2000 GNC @ 8.0400 19882401 | 0.00 | 0.00 | 16,099.95 | 16,099.95 |
| 04/08/2022 | Bght 2000 GNC @ 8.0400 19882401 | 0.00 | 16,099.95 | 0.00 | 0.00 |
| 08/08/2022 | Bght 1000 ORI @ 15.6400 19913295 | 0.00 | 0.00 | 15,659.95 | 15,659.95 |
| 08/08/2022 | Bght 1000 ORI @ 15.6400 19913295 | 0.00 | 15,659.95 | 0.00 | 0.00 |

| Date | Description | Quantity | Debits | Credits | Balance |
|------------|----------------------------------|----------|-----------|-----------|-----------|
| 01/09/2022 | Sold 1000 MND @ 12.9100 20180247 | 0.00 | 0.00 | 12,890.05 | 12,890.05 |
| 01/09/2022 | Sold 1000 MND @ 12.9100 20180247 | 0.00 | 12,890.05 | 0.00 | 0.00 |
| 01/09/2022 | Sold 1000 MND @ 12.9700 20180576 | 0.00 | 0.00 | 12,950.05 | 12,950.05 |
| 01/09/2022 | Sold 1000 MND @ 12.9700 20180576 | 0.00 | 12,950.05 | 0.00 | 0.00 |
| 01/09/2022 | Sold 1000 MND @ 13.0030 20182736 | 0.00 | 0.00 | 12,983.09 | 12,983.09 |
| 01/09/2022 | Sold 1000 MND @ 13.0030 20182736 | 0.00 | 12,983.09 | 0.00 | 0.00 |
| 01/09/2022 | Sold 5000 RIC @ 1.9200 20176841 | 0.00 | 0.00 | 9,580.05 | 9,580.05 |
| 01/09/2022 | Sold 5000 RIC @ 1.9200 20176841 | 0.00 | 9,580.05 | 0.00 | 0.00 |
| 14/09/2022 | Sold 1000 MND @ 13.9000 20303736 | 0.00 | 0.00 | 13,880.05 | 13,880.05 |
| 14/09/2022 | Sold 1000 MND @ 13.9000 20303736 | 0.00 | 13,880.05 | 0.00 | 0.00 |
| 14/09/2022 | Sold 4238 BIS @ 2.0300 20303926 | 0.00 | 0.00 | 8,578.19 | 8,578.19 |
| 14/09/2022 | Sold 4238 BIS @ 2.0300 20303926 | 0.00 | 8,578.19 | 0.00 | 0.00 |
| 14/09/2022 | Sold 5000 RIC @ 2.2100 20299849 | 0.00 | 0.00 | 11,030.05 | 11,030.05 |
| 14/09/2022 | Sold 5000 RIC @ 2.2100 20299849 | 0.00 | 11,030.05 | 0.00 | 0.00 |
| 15/09/2022 | Sold 762 BIS @ 2.0300 20311152 | 0.00 | 0.00 | 1,541.85 | 1,541.85 |
| 15/09/2022 | Sold 762 BIS @ 2.0300 20311152 | 0.00 | 1,541.85 | 0.00 | 0.00 |
| 16/09/2022 | Bght 2000 CDA @ 6.2400 20335939 | 0.00 | 0.00 | 12,499.95 | 12,499.95 |
| 16/09/2022 | Bght 2000 CDA @ 6.2400 20335939 | 0.00 | 12,499.95 | 0.00 | 0.00 |
| 16/09/2022 | Sold 2000 ELD @ 12.8050 20329750 | 0.00 | 0.00 | 25,581.83 | 25,581.83 |
| 16/09/2022 | Sold 2000 ELD @ 12.8050 20329750 | 0.00 | 25,581.83 | 0.00 | 0.00 |

| Date | Description | Quantity | Debits | Credits | Balance |
|------------|----------------------------------|----------|-----------|-----------|-----------|
| 16/09/2022 | Sold 2000 ELD @ 12.8050 20329884 | 0.00 | 0.00 | 25,581.83 | 25,581.83 |
| 16/09/2022 | Sold 2000 ELD @ 12.8050 20329884 | 0.00 | 25,581.83 | 0.00 | 0.00 |
| 19/09/2022 | Sold 5000 BIS @ 2.0600 20346822 | 0.00 | 0.00 | 10,280.05 | 10,280.05 |
| 19/09/2022 | Sold 5000 BIS @ 2.0600 20346822 | 0.00 | 10,280.05 | 0.00 | 0.00 |
| 19/09/2022 | Sold 5000 BIS @ 2.2000 20351639 | 0.00 | 0.00 | 10,980.05 | 10,980.05 |
| 19/09/2022 | Sold 5000 BIS @ 2.2000 20351639 | 0.00 | 10,980.05 | 0.00 | 0.00 |
| 19/09/2022 | Sold 5000 BIS @ 2.2500 20352533 | 0.00 | 0.00 | 11,230.05 | 11,230.05 |
| 19/09/2022 | Sold 5000 BIS @ 2.2500 20352533 | 0.00 | 11,230.05 | 0.00 | 0.00 |
| 20/09/2022 | Sold 5000 BIS @ 2.2600 20363832 | 0.00 | 0.00 | 11,280.05 | 11,280.05 |
| 20/09/2022 | Sold 5000 BIS @ 2.2600 20363832 | 0.00 | 11,280.05 | 0.00 | 0.00 |
| 21/09/2022 | Bght 2000 ORI @ 14.2400 20377293 | 0.00 | 0.00 | 28,511.33 | 28,511.33 |
| 21/09/2022 | Bght 2000 ORI @ 14.2400 20377293 | 0.00 | 28,511.33 | 0.00 | 0.00 |
| 21/09/2022 | Sold 5000 BIS @ 2.2700 20375127 | 0.00 | 0.00 | 11,330.05 | 11,330.05 |
| 21/09/2022 | Sold 5000 BIS @ 2.2700 20375127 | 0.00 | 11,330.05 | 0.00 | 0.00 |
| 21/09/2022 | Sold 5000 BIS @ 2.3000 20376164 | 0.00 | 0.00 | 11,480.05 | 11,480.05 |
| 21/09/2022 | Sold 5000 BIS @ 2.3000 20376164 | 0.00 | 11,480.05 | 0.00 | 0.00 |
| 27/09/2022 | Bght 5000 RFF @ 2.3979 20421777 | 0.00 | 0.00 | 12,009.24 | 12,009.24 |
| 27/09/2022 | Bght 5000 RFF @ 2.3979 20421777 | 0.00 | 12,009.24 | 0.00 | 0.00 |
| 27/09/2022 | Bght 5000 SGP @ 3.2800 20422913 | 0.00 | 0.00 | 16,419.95 | 16,419.95 |
| 27/09/2022 | Bght 5000 SGP @ 3.2800 20422913 | 0.00 | 16,419.95 | 0.00 | 0.00 |

| Date | Description | Quantity | Debits | Credits | Balance |
|------------|--------------------------------------|----------|------------|------------|------------|
| 28/09/2022 | Bght 1000 ORI @ 13.4600 AUD 20439267 | 0.00 | 0.00 | 13,479.95 | 13,479.95 |
| 28/09/2022 | Bght 1000 ORI @ 13.4600 AUD 20439267 | 0.00 | 13,479.95 | 0.00 | 0.00 |
| 28/09/2022 | Bght 2000 CDA @ 5.5300 AUD 20437097 | 0.00 | 0.00 | 11,079.95 | 11,079.95 |
| 28/09/2022 | Bght 2000 CDA @ 5.5300 AUD 20437097 | 0.00 | 11,079.95 | 0.00 | 0.00 |
| 28/09/2022 | TRANSFER 309462 FRO | 0.00 | 0.00 | 142,000.00 | 142,000.00 |
| 28/09/2022 | TRANSFER 309462 FRO | 0.00 | 142,000.00 | 0.00 | 0.00 |
| 30/09/2022 | Bght 2000 CDA @ 5.4350 AUD 20469733 | 0.00 | 0.00 | 10,889.95 | 10,889.95 |
| 30/09/2022 | Bght 2000 CDA @ 5.4350 AUD 20469733 | 0.00 | 10,889.95 | 0.00 | 0.00 |
| 30/09/2022 | Bght 2000 ORI @ 13.2398 AUD 20465762 | 0.00 | 0.00 | 26,508.78 | 26,508.78 |
| 30/09/2022 | Bght 2000 ORI @ 13.2398 AUD 20465762 | 0.00 | 26,508.78 | 0.00 | 0.00 |
| 30/09/2022 | Bght 5000 SGP @ 3.1600 AUD 20469633 | 0.00 | 0.00 | 15,819.95 | 15,819.95 |
| 30/09/2022 | Bght 5000 SGP @ 3.1600 AUD 20469633 | 0.00 | 15,819.95 | 0.00 | 0.00 |
| 30/09/2022 | CREDIT INTEREST PAID | 0.00 | 0.00 | 0.13 | 0.13 |
| 30/09/2022 | CREDIT INTEREST PAID | 0.00 | 0.13 | 0.00 | 0.00 |
| 04/10/2022 | Bght 2000 ELD @ 11.8200 AUD 20488125 | 0.00 | 0.00 | 23,666.00 | 23,666.00 |
| 04/10/2022 | Bght 2000 ELD @ 11.8200 AUD 20488125 | 0.00 | 23,666.00 | 0.00 | 0.00 |
| 04/10/2022 | Bght 5000 BLD @ 2.6182 AUD 20488360 | 0.00 | 0.00 | 13,110.84 | 13,110.84 |
| 04/10/2022 | Bght 5000 BLD @ 2.6182 AUD 20488360 | 0.00 | 13,110.84 | 0.00 | 0.00 |
| 04/10/2022 | Bght 5000 RFF @ 2.2800 AUD 20493798 | 0.00 | 0.00 | 11,419.95 | 11,419.95 |
| 04/10/2022 | Bght 5000 RFF @ 2.2800 AUD 20493798 | 0.00 | 11,419.95 | 0.00 | 0.00 |

| Date | Description | Quantity | Debits | Credits | Balance |
|------------|--------------------------------------|----------|-----------|-----------|-----------|
| 05/10/2022 | Bght 3000 CSR @ 4.3900 AUD 20502453 | 0.00 | 0.00 | 13,199.95 | 13,199.95 |
| 05/10/2022 | Bght 3000 CSR @ 4.3900 AUD 20502453 | 0.00 | 13,199.95 | 0.00 | 0.00 |
| 07/10/2022 | Sold 4000 BIS @ 2.3500 AUD 20528063 | 0.00 | 0.00 | 9,380.05 | 9,380.05 |
| 07/10/2022 | Sold 4000 BIS @ 2.3500 AUD 20528063 | 0.00 | 9,380.05 | 0.00 | 0.00 |
| 07/10/2022 | Sold 500 MND @ 13.7800 AUD 20536915 | 0.00 | 0.00 | 6,870.05 | 6,870.05 |
| 07/10/2022 | Sold 500 MND @ 13.7800 AUD 20536915 | 0.00 | 6,870.05 | 0.00 | 0.00 |
| 11/10/2022 | Bght 2000 ORI @ 13.1600 AUD 20553134 | 0.00 | 0.00 | 26,348.95 | 26,348.95 |
| 11/10/2022 | Bght 2000 ORI @ 13.1600 AUD 20553134 | 0.00 | 26,348.95 | 0.00 | 0.00 |
| 12/10/2022 | Bght 2000 DOW @ 4.5100 AUD 20566542 | 0.00 | 0.00 | 9,031.00 | 9,031.00 |
| 12/10/2022 | Bght 2000 DOW @ 4.5100 AUD 20566542 | 0.00 | 9,031.00 | 0.00 | 0.00 |
| 12/10/2022 | Bght 2000 ORI @ 12.7800 AUD 20566657 | 0.00 | 0.00 | 25,585.56 | 25,585.56 |
| 12/10/2022 | Bght 2000 ORI @ 12.7800 AUD 20566657 | 0.00 | 25,585.56 | 0.00 | 0.00 |
| 13/10/2022 | Bght 2000 CDA @ 5.3593 AUD 20582842 | 0.00 | 0.00 | 10,729.69 | 10,729.69 |
| 13/10/2022 | Bght 2000 CDA @ 5.3593 AUD 20582842 | 0.00 | 10,729.69 | 0.00 | 0.00 |
| 13/10/2022 | Bght 5000 SGP @ 3.2500 AUD 20582893 | 0.00 | 0.00 | 16,266.25 | 16,266.25 |
| 13/10/2022 | Bght 5000 SGP @ 3.2500 AUD 20582893 | 0.00 | 16,266.25 | 0.00 | 0.00 |
| 13/10/2022 | Sold 2000 ORI @ 13.4100 AUD 20583699 | 0.00 | 0.00 | 26,793.18 | 26,793.18 |
| 13/10/2022 | Sold 2000 ORI @ 13.4100 AUD 20583699 | 0.00 | 26,793.18 | 0.00 | 0.00 |
| 14/10/2022 | Bght 2000 CDA @ 5.1600 AUD 20596238 | 0.00 | 0.00 | 10,329.90 | 10,329.90 |
| 14/10/2022 | Bght 2000 CDA @ 5.1600 AUD 20596238 | 0.00 | 10,329.90 | 0.00 | 0.00 |

| Date | Description | Quantity | Debits | Credits | Balance |
|------------|--|----------|-----------|-----------|-----------|
| 14/10/2022 | Bght 2000 CWP @ 3.5800 AUD 20596852 | 0.00 | 0.00 | 7,169.90 | 7,169.90 |
| 14/10/2022 | Bght 2000 CWP @ 3.5800 AUD 20596852 | 0.00 | 7,169.90 | 0.00 | 0.00 |
| 14/10/2022 | Bght 4000 BIS @ 2.0300 AUD 20597436 | 0.00 | 0.00 | 8,129.90 | 8,129.90 |
| 14/10/2022 | Bght 4000 BIS @ 2.0300 AUD 20597436 | 0.00 | 8,129.90 | 0.00 | 0.00 |
| 14/10/2022 | Sold 1000 ELD @ 12.4900 AUD 20588159 | 0.00 | 0.00 | 12,480.10 | 12,480.10 |
| 14/10/2022 | Sold 1000 ELD @ 12.4900 AUD 20588159 | 0.00 | 12,480.10 | 0.00 | 0.00 |
| 14/10/2022 | Sold 500 ORI @ 13.7500 AUD 20591091 | 0.00 | 0.00 | 6,865.10 | 6,865.10 |
| 14/10/2022 | Sold 500 ORI @ 13.7500 AUD 20591091 | 0.00 | 6,865.10 | 0.00 | 0.00 |
| 17/10/2022 | Bght 2000 CDA @ 5.0500 AUD 20601542 | 0.00 | 0.00 | 10,109.90 | 10,109.90 |
| 17/10/2022 | Bght 2000 CDA @ 5.0500 AUD 20601542 | 0.00 | 10,109.90 | 0.00 | 0.00 |
| 25/10/2022 | Bght 2000 CDA @ 4.8600 AUD 20680165 | 0.00 | 0.00 | 9,729.90 | 9,729.90 |
| 25/10/2022 | Bght 2000 CDA @ 4.8600 AUD 20680165 | 0.00 | 9,729.90 | 0.00 | 0.00 |
| 26/10/2022 | Sold 5000 TGR @ 5.1900 AUD 20688642 | 0.00 | 0.00 | 25,930.54 | 25,930.54 |
| 26/10/2022 | Sold 5000 TGR @ 5.1900 AUD 20688642 | 0.00 | 25,930.54 | 0.00 | 0.00 |
| 28/10/2022 | Bght 5000 CDA @ 3.9700 AUD 20720793 | 0.00 | 0.00 | 19,864.88 | 19,864.88 |
| 28/10/2022 | Bght 5000 CDA @ 3.9700 AUD 20720793 | 0.00 | 19,864.88 | 0.00 | 0.00 |
| 28/10/2022 | Bght 5000 CDA @ 4.0200 AUD 20720490 | 0.00 | 0.00 | 20,115.07 | 20,115.07 |
| 28/10/2022 | Bght 5000 CDA @ 4.0200 AUD 20720490 | 0.00 | 20,115.07 | 0.00 | 0.00 |
| 11/11/2022 | JNL1645226 Brokerage Rebate. Ref:20883909 | 0.00 | 0.00 | 9.90 | 9.90 |

| Date | Description | Quantity | Debits | Credits | Balance |
|------------|--|----------|-----------|-----------|-----------|
| 11/11/2022 | JNL1645226 Brokerage Rebate. Ref:20883909 | 0.00 | 49.50 | 0.00 | 39.60 |
| 14/11/2022 | Bght 3000 CDA @ 3.9196 AUD 20883909 | 0.00 | 0.00 | 11,768.62 | 11,729.02 |
| 14/11/2022 | Bght 3000 CDA @ 3.9196 AUD 20883909 | 0.00 | 11,768.62 | 0.00 | 39.60 |
| 14/11/2022 | JNL1645226 Brokerage Rebate. Ref:20883909 | 0.00 | 0.00 | 9.90 | 29.70 |
| 14/11/2022 | JNL1646626 Brokerage Rebate. Ref:20902840 | 0.00 | 0.00 | 9.90 | 19.80 |
| 14/11/2022 | JNL1646626 Brokerage Rebate. Ref:20902840 | 0.00 | 9.90 | 0.00 | 29.70 |
| 15/11/2022 | Deposit to ANZC - Bulk Settlement | 0.00 | 0.00 | 29.70 | 0.00 |
| 15/11/2022 | Deposit to ANZC - Bulk Settlement | 0.00 | 29.70 | 0.00 | 29.70 |
| 15/11/2022 | JNL1645226 Brokerage Rebate. Ref:20883909 | 0.00 | 0.00 | 29.70 | 0.00 |
| 15/11/2022 | Sold 3000 SGP @ 3.7200 AUD 20902840 | 0.00 | 0.00 | 11,150.10 | 11,150.10 |
| 15/11/2022 | Sold 3000 SGP @ 3.7200 AUD 20902840 | 0.00 | 11,150.10 | 0.00 | 0.00 |
| 16/11/2022 | Bght 2000 ELD @ 10.8800 AUD 20918601 | 0.00 | 0.00 | 21,776.32 | 21,776.32 |
| 16/11/2022 | Bght 2000 ELD @ 10.8800 AUD 20918601 | 0.00 | 21,776.32 | 0.00 | 0.00 |
| 16/11/2022 | Bght 2000 ELD @ 11.3300 AUD 20910328 | 0.00 | 0.00 | 22,677.00 | 22,677.00 |
| 16/11/2022 | Bght 2000 ELD @ 11.3300 AUD 20910328 | 0.00 | 22,677.00 | 0.00 | 0.00 |
| 16/11/2022 | Bght 2000 ELD @ 11.3800 AUD 20910329 | 0.00 | 0.00 | 22,777.07 | 22,777.07 |
| 16/11/2022 | Bght 2000 ELD @ 11.3800 AUD 20910329 | 0.00 | 22,777.07 | 0.00 | 0.00 |
| 16/11/2022 | Sold 1000 MND @ 14.2100 AUD 20912371 | 0.00 | 0.00 | 14,199.34 | 14,199.34 |

| Date | Description | Quantity | Debits | Credits | Balance |
|------------|--------------------------------------|----------|------------|------------|------------|
| 16/11/2022 | Sold 1000 MND @ 14.2100 AUD 20912371 | 0.00 | 14,199.34 | 0.00 | 0.00 |
| 16/11/2022 | Sold 1000 ORI @ 15.4100 AUD 20911601 | 0.00 | 0.00 | 15,398.44 | 15,398.44 |
| 16/11/2022 | Sold 1000 ORI @ 15.4100 AUD 20911601 | 0.00 | 15,398.44 | 0.00 | 0.00 |
| 16/11/2022 | TRANSFER 712697 FRO | 0.00 | 0.00 | 284,000.00 | 284,000.00 |
| 16/11/2022 | TRANSFER 712697 FRO | 0.00 | 284,000.00 | 0.00 | 0.00 |
| 17/11/2022 | Bght 1700 ELD @ 10.4600 AUD 20929388 | 0.00 | 0.00 | 17,795.33 | 17,795.33 |
| 17/11/2022 | Bght 1700 ELD @ 10.4600 AUD 20929388 | 0.00 | 17,795.33 | 0.00 | 0.00 |
| 17/11/2022 | Bght 3000 CDA @ 4.0100 AUD 20927205 | 0.00 | 0.00 | 12,039.90 | 12,039.90 |
| 17/11/2022 | Bght 3000 CDA @ 4.0100 AUD 20927205 | 0.00 | 12,039.90 | 0.00 | 0.00 |
| 17/11/2022 | Sold 1000 ORI @ 15.4888 AUD 20929050 | 0.00 | 0.00 | 15,477.14 | 15,477.14 |
| 17/11/2022 | Sold 1000 ORI @ 15.4888 AUD 20929050 | 0.00 | 15,477.14 | 0.00 | 0.00 |
| 18/11/2022 | Bght 4000 CSR @ 4.6600 AUD 20953218 | 0.00 | 0.00 | 18,653.98 | 18,653.98 |
| 18/11/2022 | Bght 4000 CSR @ 4.6600 AUD 20953218 | 0.00 | 18,653.98 | 0.00 | 0.00 |
| 18/11/2022 | Bght 4000 FBU @ 4.7200 AUD 20953167 | 0.00 | 0.00 | 18,894.16 | 18,894.16 |
| 18/11/2022 | Bght 4000 FBU @ 4.7200 AUD 20953167 | 0.00 | 18,894.16 | 0.00 | 0.00 |
| 18/11/2022 | Bght 5000 CDA @ 4.1097 AUD 20953010 | 0.00 | 0.00 | 20,564.14 | 20,564.14 |
| 18/11/2022 | Bght 5000 CDA @ 4.1097 AUD 20953010 | 0.00 | 20,564.14 | 0.00 | 0.00 |
| 18/11/2022 | Bght 5000 CDA @ 4.1195 AUD 20952961 | 0.00 | 0.00 | 20,612.89 | 20,612.89 |
| 18/11/2022 | Bght 5000 CDA @ 4.1195 AUD 20952961 | 0.00 | 20,612.89 | 0.00 | 0.00 |
| 18/11/2022 | Bght 5000 RIC @ 1.9200 AUD 20953752 | 0.00 | 0.00 | 9,609.90 | 9,609.90 |

| Date | Description | Quantity | Debits | Credits | Balance |
|------------|--------------------------------------|----------|-----------|-----------|-----------|
| 18/11/2022 | Bght 5000 RIC @ 1.9200 AUD 20953752 | 0.00 | 9,609.90 | 0.00 | 0.00 |
| 21/11/2022 | Bght 3000 GNC @ 7.7097 AUD 20962906 | 0.00 | 0.00 | 23,146.39 | 23,146.39 |
| 21/11/2022 | Bght 3000 GNC @ 7.7097 AUD 20962906 | 0.00 | 23,146.39 | 0.00 | 0.00 |
| 22/11/2022 | Bght 2000 CWP @ 4.0600 AUD 20980276 | 0.00 | 0.00 | 8,129.90 | 8,129.90 |
| 22/11/2022 | Bght 2000 CWP @ 4.0600 AUD 20980276 | 0.00 | 8,129.90 | 0.00 | 0.00 |
| 22/11/2022 | Bght 2000 GNC @ 8.0200 AUD 20977704 | 0.00 | 0.00 | 16,052.03 | 16,052.03 |
| 22/11/2022 | Bght 2000 GNC @ 8.0200 AUD 20977704 | 0.00 | 16,052.03 | 0.00 | 0.00 |
| 25/11/2022 | Bght 1000 MND @ 13.4400 AUD 21013641 | 0.00 | 0.00 | 13,450.08 | 13,450.08 |
| 25/11/2022 | Bght 1000 MND @ 13.4400 AUD 21013641 | 0.00 | 13,450.08 | 0.00 | 0.00 |
| 28/11/2022 | Sold 3000 SGP @ 3.7700 AUD 21035555 | 0.00 | 0.00 | 11,300.10 | 11,300.10 |
| 28/11/2022 | Sold 3000 SGP @ 3.7700 AUD 21035555 | 0.00 | 11,300.10 | 0.00 | 0.00 |
| 30/11/2022 | CREDIT INTEREST PAID | 0.00 | 0.00 | 0.16 | 0.16 |
| 30/11/2022 | CREDIT INTEREST PAID | 0.00 | 0.16 | 0.00 | 0.00 |
| 05/12/2022 | Sold 3000 SGP @ 3.8800 AUD 21099865 | 0.00 | 0.00 | 11,630.10 | 11,630.10 |
| 05/12/2022 | Sold 3000 SGP @ 3.8800 AUD 21099865 | 0.00 | 11,630.10 | 0.00 | 0.00 |
| 07/12/2022 | Bght 1000 ELD @ 9.6600 AUD 21125280 | 0.00 | 0.00 | 9,669.90 | 9,669.90 |
| 07/12/2022 | Bght 1000 ELD @ 9.6600 AUD 21125280 | 0.00 | 9,669.90 | 0.00 | 0.00 |
| 07/12/2022 | Bght 5000 RIC @ 1.8700 AUD 21121162 | 0.00 | 0.00 | 9,359.90 | 9,359.90 |
| 07/12/2022 | Bght 5000 RIC @ 1.8700 AUD 21121162 | 0.00 | 9,359.90 | 0.00 | 0.00 |
| 09/12/2022 | Bght 5000 CDA @ 3.8300 AUD 21154471 | 0.00 | 0.00 | 19,164.37 | 19,164.37 |

| Date | Description | Quantity | Debits | Credits | Balance |
|------------|--------------------------------------|----------|-----------|-----------|-----------|
| 09/12/2022 | Bght 5000 CDA @ 3.8300 AUD 21154471 | 0.00 | 19,164.37 | 0.00 | 0.00 |
| 09/12/2022 | Bght 5000 RFF @ 2.4700 AUD 21154748 | 0.00 | 0.00 | 12,359.90 | 12,359.90 |
| 09/12/2022 | Bght 5000 RFF @ 2.4700 AUD 21154748 | 0.00 | 12,359.90 | 0.00 | 0.00 |
| 12/12/2022 | Bght 2000 GNC @ 7.8300 AUD 21162399 | 0.00 | 0.00 | 15,671.75 | 15,671.75 |
| 12/12/2022 | Bght 2000 GNC @ 7.8300 AUD 21162399 | 0.00 | 15,671.75 | 0.00 | 0.00 |
| 12/12/2022 | Bght 3000 CDA @ 3.7100 AUD 21169746 | 0.00 | 0.00 | 11,139.90 | 11,139.90 |
| 12/12/2022 | Bght 3000 CDA @ 3.7100 AUD 21169746 | 0.00 | 11,139.90 | 0.00 | 0.00 |
| 12/12/2022 | Bght 3000 DOW @ 3.7700 AUD 21172220 | 0.00 | 0.00 | 11,319.90 | 11,319.90 |
| 12/12/2022 | Bght 3000 DOW @ 3.7700 AUD 21172220 | 0.00 | 11,319.90 | 0.00 | 0.00 |
| 12/12/2022 | Bght 4000 FBU @ 4.6500 AUD 21169637 | 0.00 | 0.00 | 18,613.95 | 18,613.95 |
| 12/12/2022 | Bght 4000 FBU @ 4.6500 AUD 21169637 | 0.00 | 18,613.95 | 0.00 | 0.00 |
| 16/12/2022 | Sold 1000 ORI @ 15.4900 AUD 21222725 | 0.00 | 0.00 | 15,478.38 | 15,478.38 |
| 16/12/2022 | Sold 1000 ORI @ 15.4900 AUD 21222725 | 0.00 | 15,478.38 | 0.00 | 0.00 |
| 19/12/2022 | Sold 1000 ELD @ 10.3500 AUD 21234552 | 0.00 | 0.00 | 10,340.10 | 10,340.10 |
| 19/12/2022 | Sold 1000 ELD @ 10.3500 AUD 21234552 | 0.00 | 10,340.10 | 0.00 | 0.00 |
| 09/01/2023 | Bght 2000 GNC @ 7.2600 AUD 21376261 | 0.00 | 0.00 | 14,530.89 | 14,530.89 |
| 09/01/2023 | Bght 2000 GNC @ 7.2600 AUD 21376261 | 0.00 | 14,530.89 | 0.00 | 0.00 |
| 13/01/2023 | Wdl TRANSFER TO NOM AC | 0.00 | 0.00 | 25,000.00 | 25,000.00 |
| 13/01/2023 | Wdl TRANSFER TO NOM AC | 0.00 | 25,000.00 | 0.00 | 0.00 |
| 16/01/2023 | Sold 2000 CDA @ 4.2000 AUD 21438705 | 0.00 | 0.00 | 8,390.10 | 8,390.10 |

| Date | Description | Quantity | Debits | Credits | Balance |
|------------|--------------------------------------|----------|-----------|-----------|-----------|
| 16/01/2023 | Sold 2000 CDA @ 4.2000 AUD 21438705 | 0.00 | 8,390.10 | 0.00 | 0.00 |
| 16/01/2023 | Sold 2000 CDA @ 4.2800 AUD 21442628 | 0.00 | 0.00 | 8,550.10 | 8,550.10 |
| 16/01/2023 | Sold 2000 CDA @ 4.2800 AUD 21442628 | 0.00 | 8,550.10 | 0.00 | 0.00 |
| 16/01/2023 | Wdl TRANSFER TO NOM AC | 0.00 | 0.00 | 35,000.00 | 35,000.00 |
| 16/01/2023 | Wdl TRANSFER TO NOM AC | 0.00 | 35,000.00 | 0.00 | 0.00 |
| 17/01/2023 | Bght 500 WDS @ 36.8600 AUD 21460794 | 0.00 | 0.00 | 18,443.83 | 18,443.83 |
| 17/01/2023 | Bght 500 WDS @ 36.8600 AUD 21460794 | 0.00 | 18,443.83 | 0.00 | 0.00 |
| 17/01/2023 | Sold 2000 CDA @ 4.3900 AUD 21453841 | 0.00 | 0.00 | 8,770.10 | 8,770.10 |
| 17/01/2023 | Sold 2000 CDA @ 4.3900 AUD 21453841 | 0.00 | 8,770.10 | 0.00 | 0.00 |
| 18/01/2023 | Sold 1000 ELD @ 10.0500 AUD 21477388 | 0.00 | 0.00 | 10,040.10 | 10,040.10 |
| 18/01/2023 | Sold 1000 ELD @ 10.0500 AUD 21477388 | 0.00 | 10,040.10 | 0.00 | 0.00 |
| 20/01/2023 | Sold 2000 CDA @ 4.6100 AUD 21501114 | 0.00 | 0.00 | 9,210.10 | 9,210.10 |
| 20/01/2023 | Sold 2000 CDA @ 4.6100 AUD 21501114 | 0.00 | 9,210.10 | 0.00 | 0.00 |
| 20/01/2023 | Sold 2000 CDA @ 4.6200 AUD 21505755 | 0.00 | 0.00 | 9,230.10 | 9,230.10 |
| 20/01/2023 | Sold 2000 CDA @ 4.6200 AUD 21505755 | 0.00 | 9,230.10 | 0.00 | 0.00 |
| 20/01/2023 | Sold 2000 CDA @ 4.6850 AUD 21508396 | 0.00 | 0.00 | 9,360.10 | 9,360.10 |
| 20/01/2023 | Sold 2000 CDA @ 4.6850 AUD 21508396 | 0.00 | 9,360.10 | 0.00 | 0.00 |
| 25/01/2023 | Sold 2000 SGP @ 3.9100 AUD 21542440 | 0.00 | 0.00 | 7,810.10 | 7,810.10 |
| 25/01/2023 | Sold 2000 SGP @ 3.9100 AUD 21542440 | 0.00 | 7,810.10 | 0.00 | 0.00 |
| 27/01/2023 | Sold 1500 CDA @ 5.2027 AUD 21560361 | 0.00 | 0.00 | 7,794.08 | 7,794.08 |

| Date | Description | Quantity | Debits | Credits | Balance |
|------------|-------------------------------------|----------|-----------|-----------|-----------|
| 27/01/2023 | Sold 1500 CDA @ 5.2027 AUD 21560361 | 0.00 | 7,794.08 | 0.00 | 0.00 |
| 27/01/2023 | Sold 1500 CDA @ 5.2500 AUD 21561599 | 0.00 | 0.00 | 7,865.10 | 7,865.10 |
| 27/01/2023 | Sold 1500 CDA @ 5.2500 AUD 21561599 | 0.00 | 7,865.10 | 0.00 | 0.00 |
| 27/01/2023 | Sold 2000 CDA @ 4.8000 AUD 21556691 | 0.00 | 0.00 | 9,590.10 | 9,590.10 |
| 27/01/2023 | Sold 2000 CDA @ 4.8000 AUD 21556691 | 0.00 | 9,590.10 | 0.00 | 0.00 |
| 27/01/2023 | Sold 4000 CDA @ 5.1400 AUD 21560199 | 0.00 | 0.00 | 20,544.58 | 20,544.58 |
| 27/01/2023 | Sold 4000 CDA @ 5.1400 AUD 21560199 | 0.00 | 20,544.58 | 0.00 | 0.00 |
| 30/01/2023 | Bght 5000 DOW @ 3.9300 AUD 21579311 | 0.00 | 0.00 | 19,664.74 | 19,664.74 |
| 30/01/2023 | Bght 5000 DOW @ 3.9300 AUD 21579311 | 0.00 | 19,664.74 | 0.00 | 0.00 |
| 30/01/2023 | Sold 1000 CDA @ 5.4300 AUD 21579256 | 0.00 | 0.00 | 5,420.10 | 5,420.10 |
| 30/01/2023 | Sold 1000 CDA @ 5.4300 AUD 21579256 | 0.00 | 5,420.10 | 0.00 | 0.00 |
| 30/01/2023 | Sold 1500 CDA @ 5.3700 AUD 21578650 | 0.00 | 0.00 | 8,045.10 | 8,045.10 |
| 30/01/2023 | Sold 1500 CDA @ 5.3700 AUD 21578650 | 0.00 | 8,045.10 | 0.00 | 0.00 |
| 01/02/2023 | Bght 5000 DOW @ 3.8300 AUD 21616353 | 0.00 | 0.00 | 19,164.37 | 19,164.37 |
| 01/02/2023 | Bght 5000 DOW @ 3.8300 AUD 21616353 | 0.00 | 19,164.37 | 0.00 | 0.00 |
| 01/02/2023 | Sold 2000 SGP @ 3.9900 AUD 21610491 | 0.00 | 0.00 | 7,970.10 | 7,970.10 |
| 01/02/2023 | Sold 2000 SGP @ 3.9900 AUD 21610491 | 0.00 | 7,970.10 | 0.00 | 0.00 |
| 06/02/2023 | Bght 1000 ELD @ 9.4050 AUD 21655815 | 0.00 | 0.00 | 9,414.90 | 9,414.90 |
| 06/02/2023 | Bght 1000 ELD @ 9.4050 AUD 21655815 | 0.00 | 9,414.90 | 0.00 | 0.00 |
| 06/02/2023 | Sold 1000 CDA @ 5.5500 AUD 21655390 | 0.00 | 0.00 | 5,540.10 | 5,540.10 |

| Date | Description | Quantity | Debits | Credits | Balance |
|------------|-------------------------------------|----------|-----------|-----------|-----------|
| 06/02/2023 | Sold 1000 CDA @ 5.5500 AUD 21655390 | 0.00 | 5,540.10 | 0.00 | 0.00 |
| 06/02/2023 | Sold 2000 SGP @ 4.0750 AUD 21656176 | 0.00 | 0.00 | 8,140.10 | 8,140.10 |
| 06/02/2023 | Sold 2000 SGP @ 4.0750 AUD 21656176 | 0.00 | 8,140.10 | 0.00 | 0.00 |
| 07/02/2023 | Sold 1500 SGP @ 4.1950 AUD 21680844 | 0.00 | 0.00 | 6,282.60 | 6,282.60 |
| 07/02/2023 | Sold 1500 SGP @ 4.1950 AUD 21680844 | 0.00 | 6,282.60 | 0.00 | 0.00 |
| 07/02/2023 | Sold 188 CDA @ 5.5900 AUD 21680774 | 0.00 | 0.00 | 1,041.02 | 1,041.02 |
| 07/02/2023 | Sold 188 CDA @ 5.5900 AUD 21680774 | 0.00 | 1,041.02 | 0.00 | 0.00 |
| 07/02/2023 | Sold 2500 SGP @ 4.1550 AUD 21675654 | 0.00 | 0.00 | 10,377.60 | 10,377.60 |
| 07/02/2023 | Sold 2500 SGP @ 4.1550 AUD 21675654 | 0.00 | 10,377.60 | 0.00 | 0.00 |
| 10/02/2023 | Bght 1000 ELD @ 8.8900 AUD 21727145 | 0.00 | 0.00 | 8,899.90 | 8,899.90 |
| 10/02/2023 | Bght 1000 ELD @ 8.8900 AUD 21727145 | 0.00 | 8,899.90 | 0.00 | 0.00 |
| 10/02/2023 | Bght 2000 ELD @ 8.9400 AUD 21725002 | 0.00 | 0.00 | 17,893.41 | 17,893.41 |
| 10/02/2023 | Bght 2000 ELD @ 8.9400 AUD 21725002 | 0.00 | 17,893.41 | 0.00 | 0.00 |
| 14/02/2023 | Sold 500 ORI @ 15.4300 AUD 21748214 | 0.00 | 0.00 | 7,705.10 | 7,705.10 |
| 14/02/2023 | Sold 500 ORI @ 15.4300 AUD 21748214 | 0.00 | 7,705.10 | 0.00 | 0.00 |
| 14/02/2023 | Sold 500 ORI @ 15.5900 AUD 21752338 | 0.00 | 0.00 | 7,785.10 | 7,785.10 |
| 14/02/2023 | Sold 500 ORI @ 15.5900 AUD 21752338 | 0.00 | 7,785.10 | 0.00 | 0.00 |
| 15/02/2023 | Bght 2000 GNC @ 7.2200 AUD 21767570 | 0.00 | 0.00 | 14,450.84 | 14,450.84 |
| 15/02/2023 | Bght 2000 GNC @ 7.2200 AUD 21767570 | 0.00 | 14,450.84 | 0.00 | 0.00 |
| 15/02/2023 | Bght 4000 FBU @ 4.6100 AUD 21767664 | 0.00 | 0.00 | 18,453.83 | 18,453.83 |

| Date | Description | Quantity | Debits | Credits | Balance |
|------------|--------------------------------------|----------|-----------|-----------|-----------|
| 15/02/2023 | Bght 4000 FBU @ 4.6100 AUD 21767664 | 0.00 | 18,453.83 | 0.00 | 0.00 |
| 15/02/2023 | Payment to CMC MARKETS STOCKBROKING | 0.00 | 0.00 | 5.11 | 5.11 |
| 15/02/2023 | Payment to CMC MARKETS STOCKBROKING | 0.00 | 5.11 | 0.00 | 0.00 |
| 16/02/2023 | Sold 1000 GNC @ 7.3800 AUD 21784574 | 0.00 | 0.00 | 7,370.10 | 7,370.10 |
| 16/02/2023 | Sold 1000 GNC @ 7.3800 AUD 21784574 | 0.00 | 7,370.10 | 0.00 | 0.00 |
| 16/02/2023 | Sold 500 MND @ 13.9600 AUD 21784409 | 0.00 | 0.00 | 6,970.10 | 6,970.10 |
| 16/02/2023 | Sold 500 MND @ 13.9600 AUD 21784409 | 0.00 | 6,970.10 | 0.00 | 0.00 |
| 16/02/2023 | Sold 500 ORI @ 15.9100 AUD 21784502 | 0.00 | 0.00 | 7,945.10 | 7,945.10 |
| 16/02/2023 | Sold 500 ORI @ 15.9100 AUD 21784502 | 0.00 | 7,945.10 | 0.00 | 0.00 |
| 20/02/2023 | Sold 2000 GNC @ 7.7300 AUD 21807613 | 0.00 | 0.00 | 15,448.41 | 15,448.41 |
| 20/02/2023 | Sold 2000 GNC @ 7.7300 AUD 21807613 | 0.00 | 15,448.41 | 0.00 | 0.00 |
| 20/02/2023 | Sold 7500 RIC @ 2.1854 AUD 21807501 | 0.00 | 0.00 | 16,378.11 | 16,378.11 |
| 20/02/2023 | Sold 7500 RIC @ 2.1854 AUD 21807501 | 0.00 | 16,378.11 | 0.00 | 0.00 |
| 20/02/2023 | Sold 812 CDA @ 5.5900 AUD 21813233 | 0.00 | 0.00 | 4,539.08 | 4,539.08 |
| 20/02/2023 | Sold 812 CDA @ 5.5900 AUD 21813233 | 0.00 | 4,539.08 | 0.00 | 0.00 |
| 22/02/2023 | Bght 1000 WDS @ 34.3196 AUD 21842791 | 0.00 | 0.00 | 34,345.38 | 34,345.38 |
| 22/02/2023 | Bght 1000 WDS @ 34.3196 AUD 21842791 | 0.00 | 34,345.38 | 0.00 | 0.00 |
| 22/02/2023 | Bght 2500 FBU @ 4.4200 AUD 21842840 | 0.00 | 0.00 | 11,059.90 | 11,059.90 |
| 22/02/2023 | Bght 2500 FBU @ 4.4200 AUD 21842840 | 0.00 | 11,059.90 | 0.00 | 0.00 |

| Date | Description | Quantity | Debits | Credits | Balance |
|------------|--------------------------------------|----------|-----------|-----------|-----------|
| 22/02/2023 | Bght 3000 DOW @ 3.9300 AUD 21842436 | 0.00 | 0.00 | 11,799.90 | 11,799.90 |
| 22/02/2023 | Bght 3000 DOW @ 3.9300 AUD 21842436 | 0.00 | 11,799.90 | 0.00 | 0.00 |
| 22/02/2023 | Sold 1000 CDA @ 5.7300 AUD 21841011 | 0.00 | 0.00 | 5,720.10 | 5,720.10 |
| 22/02/2023 | Sold 1000 CDA @ 5.7300 AUD 21841011 | 0.00 | 5,720.10 | 0.00 | 0.00 |
| 22/02/2023 | Sold 1000 GNC @ 7.8100 AUD 21841366 | 0.00 | 0.00 | 7,800.10 | 7,800.10 |
| 22/02/2023 | Sold 1000 GNC @ 7.8100 AUD 21841366 | 0.00 | 7,800.10 | 0.00 | 0.00 |
| 22/02/2023 | Sold 10000 RIC @ 2.3406 AUD 21841270 | 0.00 | 0.00 | 23,388.68 | 23,388.68 |
| 22/02/2023 | Sold 10000 RIC @ 2.3406 AUD 21841270 | 0.00 | 23,388.68 | 0.00 | 0.00 |
| 23/02/2023 | Bght 1000 MND @ 12.7700 AUD 21856575 | 0.00 | 0.00 | 12,779.90 | 12,779.90 |
| 23/02/2023 | Bght 1000 MND @ 12.7700 AUD 21856575 | 0.00 | 12,779.90 | 0.00 | 0.00 |
| 23/02/2023 | Bght 1000 MND @ 13.3200 AUD 21852848 | 0.00 | 0.00 | 13,329.99 | 13,329.99 |
| 23/02/2023 | Bght 1000 MND @ 13.3200 AUD 21852848 | 0.00 | 13,329.99 | 0.00 | 0.00 |
| 23/02/2023 | Bght 3000 SGP @ 3.7300 AUD 21848811 | 0.00 | 0.00 | 11,199.90 | 11,199.90 |
| 23/02/2023 | Bght 3000 SGP @ 3.7300 AUD 21848811 | 0.00 | 11,199.90 | 0.00 | 0.00 |
| 24/02/2023 | Bght 1000 MND @ 12.2200 AUD 21865560 | 0.00 | 0.00 | 12,229.90 | 12,229.90 |
| 24/02/2023 | Bght 1000 MND @ 12.2200 AUD 21865560 | 0.00 | 12,229.90 | 0.00 | 0.00 |
| 28/02/2023 | Bght 5000 BIS @ 1.9300 AUD 21890671 | 0.00 | 0.00 | 9,659.90 | 9,659.90 |
| 28/02/2023 | Bght 5000 BIS @ 1.9300 AUD 21890671 | 0.00 | 9,659.90 | 0.00 | 0.00 |
| 28/02/2023 | Bght 5000 BIS @ 1.9500 AUD 21889059 | 0.00 | 0.00 | 9,759.90 | 9,759.90 |
| 28/02/2023 | Bght 5000 BIS @ 1.9500 AUD 21889059 | 0.00 | 9,759.90 | 0.00 | 0.00 |

| Date | Description | Quantity | Debits | Credits | Balance |
|------------|-------------------------------------|----------|-----------|-----------|-----------|
| 01/03/2023 | Bght 2000 DOW @ 3.1600 AUD 21910465 | 0.00 | 0.00 | 6,329.90 | 6,329.90 |
| 01/03/2023 | Bght 2000 DOW @ 3.1600 AUD 21910465 | 0.00 | 6,329.90 | 0.00 | 0.00 |
| 01/03/2023 | Bght 4000 DOW @ 3.3800 AUD 21906614 | 0.00 | 0.00 | 13,530.14 | 13,530.14 |
| 01/03/2023 | Bght 4000 DOW @ 3.3800 AUD 21906614 | 0.00 | 13,530.14 | 0.00 | 0.00 |
| 01/03/2023 | Bght 5000 BIS @ 1.8900 AUD 21905911 | 0.00 | 0.00 | 9,459.90 | 9,459.90 |
| 01/03/2023 | Bght 5000 BIS @ 1.8900 AUD 21905911 | 0.00 | 9,459.90 | 0.00 | 0.00 |
| 01/03/2023 | Bght 5000 DOW @ 3.0272 AUD 21914262 | 0.00 | 0.00 | 15,147.59 | 15,147.59 |
| 01/03/2023 | Bght 5000 DOW @ 3.0272 AUD 21914262 | 0.00 | 15,147.59 | 0.00 | 0.00 |
| 01/03/2023 | Sold 2000 ORG @ 8.1500 AUD 21914214 | 0.00 | 0.00 | 16,287.78 | 16,287.78 |
| 01/03/2023 | Sold 2000 ORG @ 8.1500 AUD 21914214 | 0.00 | 16,287.78 | 0.00 | 0.00 |
| 02/03/2023 | Sold 1000 ELD @ 9.2400 AUD 21923306 | 0.00 | 0.00 | 9,230.10 | 9,230.10 |
| 02/03/2023 | Sold 1000 ELD @ 9.2400 AUD 21923306 | 0.00 | 9,230.10 | 0.00 | 0.00 |
| 03/03/2023 | Sold 250 WDS @ 36.1200 AUD 21933625 | 0.00 | 0.00 | 9,020.10 | 9,020.10 |
| 03/03/2023 | Sold 250 WDS @ 36.1200 AUD 21933625 | 0.00 | 9,020.10 | 0.00 | 0.00 |
| 06/03/2023 | Sold 250 WDS @ 37.7500 AUD 21946510 | 0.00 | 0.00 | 9,427.60 | 9,427.60 |
| 06/03/2023 | Sold 250 WDS @ 37.7500 AUD 21946510 | 0.00 | 9,427.60 | 0.00 | 0.00 |
| 07/03/2023 | Sold 250 WDS @ 37.8000 AUD 21966230 | 0.00 | 0.00 | 9,440.10 | 9,440.10 |
| 07/03/2023 | Sold 250 WDS @ 37.8000 AUD 21966230 | 0.00 | 9,440.10 | 0.00 | 0.00 |
| 08/03/2023 | Sold 500 ORI @ 16.3210 AUD 21980825 | 0.00 | 0.00 | 8,150.59 | 8,150.59 |
| 08/03/2023 | Sold 500 ORI @ 16.3210 AUD 21980825 | 0.00 | 8,150.59 | 0.00 | 0.00 |

| Date | Description | Quantity | Debits | Credits | Balance |
|------------|-------------------------------------|----------|-----------|-----------|-----------|
| 10/03/2023 | Bght 1500 ELD @ 8.9789 AUD 22007456 | 0.00 | 0.00 | 13,478.42 | 13,478.42 |
| 10/03/2023 | Bght 1500 ELD @ 8.9789 AUD 22007456 | 0.00 | 13,478.42 | 0.00 | 0.00 |
| 10/03/2023 | Bght 500 WDS @ 34.8800 AUD 22007770 | 0.00 | 0.00 | 17,453.08 | 17,453.08 |
| 10/03/2023 | Bght 500 WDS @ 34.8800 AUD 22007770 | 0.00 | 17,453.08 | 0.00 | 0.00 |
| 15/03/2023 | Bght 2000 CDA @ 5.1400 AUD 22051114 | 0.00 | 0.00 | 10,289.90 | 10,289.90 |
| 15/03/2023 | Bght 2000 CDA @ 5.1400 AUD 22051114 | 0.00 | 10,289.90 | 0.00 | 0.00 |
| 15/03/2023 | TRANSFER 643600 FRO | 0.00 | 0.00 | 70,000.00 | 70,000.00 |
| 15/03/2023 | TRANSFER 643600 FRO | 0.00 | 70,000.00 | 0.00 | 0.00 |
| 20/03/2023 | Bght 1500 ELD @ 8.6500 AUD 22101105 | 0.00 | 0.00 | 12,984.90 | 12,984.90 |
| 20/03/2023 | Bght 1500 ELD @ 8.6500 AUD 22101105 | 0.00 | 12,984.90 | 0.00 | 0.00 |
| 20/03/2023 | Bght 500 WDS @ 31.7600 AUD 22093423 | 0.00 | 0.00 | 15,891.91 | 15,891.91 |
| 20/03/2023 | Bght 500 WDS @ 31.7600 AUD 22093423 | 0.00 | 15,891.91 | 0.00 | 0.00 |
| 20/03/2023 | Bght 5000 RFF @ 2.0962 AUD 22093220 | 0.00 | 0.00 | 10,490.65 | 10,490.65 |
| 20/03/2023 | Bght 5000 RFF @ 2.0962 AUD 22093220 | 0.00 | 10,490.65 | 0.00 | 0.00 |
| 21/03/2023 | Bght 5000 RFF @ 2.0597 AUD 22109429 | 0.00 | 0.00 | 10,308.49 | 10,308.49 |
| 21/03/2023 | Bght 5000 RFF @ 2.0597 AUD 22109429 | 0.00 | 10,308.49 | 0.00 | 0.00 |
| 22/03/2023 | Bght 1500 GNC @ 6.9100 AUD 22124204 | 0.00 | 0.00 | 10,374.90 | 10,374.90 |
| 22/03/2023 | Bght 1500 GNC @ 6.9100 AUD 22124204 | 0.00 | 10,374.90 | 0.00 | 0.00 |
| 24/03/2023 | Bght 5000 RFF @ 2.0300 AUD 22150991 | 0.00 | 0.00 | 10,159.90 | 10,159.90 |
| 24/03/2023 | Bght 5000 RFF @ 2.0300 AUD 22150991 | 0.00 | 10,159.90 | 0.00 | 0.00 |

| Date | Description | Quantity | Debits | Credits | Balance |
|------------|-------------------------------------|----------|-----------|-----------|-----------|
| 30/03/2023 | Sold 4000 UMG @ 4.5200 AUD 22201405 | 0.00 | 0.00 | 18,066.44 | 18,066.44 |
| 30/03/2023 | Sold 4000 UMG @ 4.5200 AUD 22201405 | 0.00 | 18,066.44 | 0.00 | 0.00 |
| 30/03/2023 | Sold 5000 UMG @ 4.5300 AUD 22202556 | 0.00 | 0.00 | 22,633.02 | 22,633.02 |
| 30/03/2023 | Sold 5000 UMG @ 4.5300 AUD 22202556 | 0.00 | 22,633.02 | 0.00 | 0.00 |
| 30/03/2023 | Sold 5000 UMG @ 4.5300 AUD 22203762 | 0.00 | 0.00 | 22,633.02 | 22,633.02 |
| 30/03/2023 | Sold 5000 UMG @ 4.5300 AUD 22203762 | 0.00 | 22,633.02 | 0.00 | 0.00 |
| 31/03/2023 | Bght 100 MIN @ 80.6600 AUD 22217866 | 0.00 | 0.00 | 8,075.90 | 8,075.90 |
| 31/03/2023 | Bght 100 MIN @ 80.6600 AUD 22217866 | 0.00 | 8,075.90 | 0.00 | 0.00 |
| 31/03/2023 | Bght 100 MIN @ 81.7100 AUD 22215196 | 0.00 | 0.00 | 8,180.90 | 8,180.90 |
| 31/03/2023 | Bght 100 MIN @ 81.7100 AUD 22215196 | 0.00 | 8,180.90 | 0.00 | 0.00 |
| 31/03/2023 | Bght 100 MIN @ 81.7700 AUD 22214960 | 0.00 | 0.00 | 8,186.90 | 8,186.90 |
| 31/03/2023 | Bght 100 MIN @ 81.7700 AUD 22214960 | 0.00 | 8,186.90 | 0.00 | 0.00 |
| 31/03/2023 | Bght 5000 RFF @ 2.0150 AUD 22215193 | 0.00 | 0.00 | 10,084.90 | 10,084.90 |
| 31/03/2023 | Bght 5000 RFF @ 2.0150 AUD 22215193 | 0.00 | 10,084.90 | 0.00 | 0.00 |
| 31/03/2023 | Sold 2000 UMG @ 4.6104 AUD 22215055 | 0.00 | 0.00 | 9,210.89 | 9,210.89 |
| 31/03/2023 | Sold 2000 UMG @ 4.6104 AUD 22215055 | 0.00 | 9,210.89 | 0.00 | 0.00 |
| 31/03/2023 | Sold 3000 UMG @ 4.5500 AUD 22210342 | 0.00 | 0.00 | 13,639.76 | 13,639.76 |
| 31/03/2023 | Sold 3000 UMG @ 4.5500 AUD 22210342 | 0.00 | 13,639.76 | 0.00 | 0.00 |
| 03/04/2023 | Bght 150 MIN @ 79.7600 AUD 22230497 | 0.00 | 0.00 | 11,973.90 | 11,973.90 |
| 03/04/2023 | Bght 150 MIN @ 79.7600 AUD 22230497 | 0.00 | 11,973.90 | 0.00 | 0.00 |

| Date | Description | Quantity | Debits | Credits | Balance |
|------------|-------------------------------------|----------|-----------|-----------|-----------|
| 03/04/2023 | Bght 5000 RFF @ 2.0195 AUD 22227857 | 0.00 | 0.00 | 10,107.53 | 10,107.53 |
| 03/04/2023 | Bght 5000 RFF @ 2.0195 AUD 22227857 | 0.00 | 10,107.53 | 0.00 | 0.00 |
| 03/04/2023 | Sold 2000 UMG @ 4.6400 AUD 22230777 | 0.00 | 0.00 | 9,270.10 | 9,270.10 |
| 03/04/2023 | Sold 2000 UMG @ 4.6400 AUD 22230777 | 0.00 | 9,270.10 | 0.00 | 0.00 |
| 05/04/2023 | Bght 5000 RFF @ 2.0200 AUD 22258003 | 0.00 | 0.00 | 10,109.90 | 10,109.90 |
| 05/04/2023 | Bght 5000 RFF @ 2.0200 AUD 22258003 | 0.00 | 10,109.90 | 0.00 | 0.00 |
| 05/04/2023 | Sold 2000 UMG @ 4.7902 AUD 22250972 | 0.00 | 0.00 | 9,570.52 | 9,570.52 |
| 05/04/2023 | Sold 2000 UMG @ 4.7902 AUD 22250972 | 0.00 | 9,570.52 | 0.00 | 0.00 |
| 06/04/2023 | Bght 150 MIN @ 80.0000 AUD 22265826 | 0.00 | 0.00 | 12,009.90 | 12,009.90 |
| 06/04/2023 | Bght 150 MIN @ 80.0000 AUD 22265826 | 0.00 | 12,009.90 | 0.00 | 0.00 |
| 06/04/2023 | Sold 2000 SGP @ 4.1400 AUD 22273280 | 0.00 | 0.00 | 8,270.10 | 8,270.10 |
| 06/04/2023 | Sold 2000 SGP @ 4.1400 AUD 22273280 | 0.00 | 8,270.10 | 0.00 | 0.00 |
| 13/04/2023 | Bght 150 MIN @ 78.5000 AUD 22313741 | 0.00 | 0.00 | 11,784.90 | 11,784.90 |
| 13/04/2023 | Bght 150 MIN @ 78.5000 AUD 22313741 | 0.00 | 11,784.90 | 0.00 | 0.00 |
| 13/04/2023 | Sold 1000 CDA @ 5.8600 AUD 22311043 | 0.00 | 0.00 | 5,850.10 | 5,850.10 |
| 13/04/2023 | Sold 1000 CDA @ 5.8600 AUD 22311043 | 0.00 | 5,850.10 | 0.00 | 0.00 |
| 13/04/2023 | Sold 1500 SGP @ 4.1900 AUD 22311111 | 0.00 | 0.00 | 6,275.10 | 6,275.10 |
| 13/04/2023 | Sold 1500 SGP @ 4.1900 AUD 22311111 | 0.00 | 6,275.10 | 0.00 | 0.00 |
| 17/04/2023 | Sold 2000 CDA @ 6.0812 AUD 22340586 | 0.00 | 0.00 | 12,152.40 | 12,152.40 |
| 17/04/2023 | Sold 2000 CDA @ 6.0812 AUD 22340586 | 0.00 | 12,152.40 | 0.00 | 0.00 |

| Date | Description | Quantity | Debits | Credits | Balance |
|------------|-------------------------------------|----------|------------|------------|------------|
| 18/04/2023 | Sold 2000 CDA @ 6.4112 AUD 22352052 | 0.00 | 0.00 | 12,812.51 | 12,812.51 |
| 18/04/2023 | Sold 2000 CDA @ 6.4112 AUD 22352052 | 0.00 | 12,812.51 | 0.00 | 0.00 |
| 19/04/2023 | Sold 2000 CDA @ 6.3005 AUD 22366249 | 0.00 | 0.00 | 12,591.00 | 12,591.00 |
| 19/04/2023 | Sold 2000 CDA @ 6.3005 AUD 22366249 | 0.00 | 12,591.00 | 0.00 | 0.00 |
| 19/04/2023 | Sold 2000 CDA @ 6.3500 AUD 22368050 | 0.00 | 0.00 | 12,690.10 | 12,690.10 |
| 19/04/2023 | Sold 2000 CDA @ 6.3500 AUD 22368050 | 0.00 | 12,690.10 | 0.00 | 0.00 |
| 19/04/2023 | Sold 2000 SGP @ 4.2500 AUD 22367686 | 0.00 | 0.00 | 8,490.10 | 8,490.10 |
| 19/04/2023 | Sold 2000 SGP @ 4.2500 AUD 22367686 | 0.00 | 8,490.10 | 0.00 | 0.00 |
| 21/04/2023 | Sold 1000 CDA @ 6.5300 AUD 22394631 | 0.00 | 0.00 | 6,520.10 | 6,520.10 |
| 21/04/2023 | Sold 1000 CDA @ 6.5300 AUD 22394631 | 0.00 | 6,520.10 | 0.00 | 0.00 |
| 21/04/2023 | Sold 2000 CWP @ 4.8500 AUD 22394786 | 0.00 | 0.00 | 9,690.10 | 9,690.10 |
| 21/04/2023 | Sold 2000 CWP @ 4.8500 AUD 22394786 | 0.00 | 9,690.10 | 0.00 | 0.00 |
| 24/04/2023 | Bght 1000 CDA @ 6.7750 AUD 22407253 | 0.00 | 0.00 | 6,784.90 | 6,784.90 |
| 24/04/2023 | Bght 1000 CDA @ 6.7750 AUD 22407253 | 0.00 | 6,784.90 | 0.00 | 0.00 |
| 24/04/2023 | Sold 2000 CDA @ 6.7700 AUD 22407183 | 0.00 | 0.00 | 13,529.85 | 13,529.85 |
| 24/04/2023 | Sold 2000 CDA @ 6.7700 AUD 22407183 | 0.00 | 13,529.85 | 0.00 | 0.00 |
| 24/04/2023 | Sold 2000 CDA @ 6.7800 AUD 22407638 | 0.00 | 0.00 | 13,549.82 | 13,549.82 |
| 24/04/2023 | Sold 2000 CDA @ 6.7800 AUD 22407638 | 0.00 | 13,549.82 | 0.00 | 0.00 |
| 24/04/2023 | Wdl TRANSFER TO NOM AC | 0.00 | 0.00 | 100,000.00 | 100,000.00 |
| 24/04/2023 | Wdl TRANSFER TO NOM AC | 0.00 | 100,000.00 | 0.00 | 0.00 |

| Date | Description | Quantity | Debits | Credits | Balance |
|------------|-------------------------------------|----------|-----------|-----------|-----------|
| 27/04/2023 | Bght 2000 GNC @ 6.8600 AUD 22435080 | 0.00 | 0.00 | 13,730.29 | 13,730.29 |
| 27/04/2023 | Bght 2000 GNC @ 6.8600 AUD 22435080 | 0.00 | 13,730.29 | 0.00 | 0.00 |
| 27/04/2023 | Bght 5000 RFF @ 1.9550 AUD 22435027 | 0.00 | 0.00 | 9,784.90 | 9,784.90 |
| 27/04/2023 | Bght 5000 RFF @ 1.9550 AUD 22435027 | 0.00 | 9,784.90 | 0.00 | 0.00 |
| 27/04/2023 | Sold 1000 CDA @ 6.9000 AUD 22434829 | 0.00 | 0.00 | 6,890.10 | 6,890.10 |
| 27/04/2023 | Sold 1000 CDA @ 6.9000 AUD 22434829 | 0.00 | 6,890.10 | 0.00 | 0.00 |
| 27/04/2023 | Sold 1000 CDA @ 6.9600 AUD 22437845 | 0.00 | 0.00 | 6,950.10 | 6,950.10 |
| 27/04/2023 | Sold 1000 CDA @ 6.9600 AUD 22437845 | 0.00 | 6,950.10 | 0.00 | 0.00 |
| 28/04/2023 | Sold 2000 SGP @ 4.3500 AUD 22452247 | 0.00 | 0.00 | 8,690.10 | 8,690.10 |
| 28/04/2023 | Sold 2000 SGP @ 4.3500 AUD 22452247 | 0.00 | 8,690.10 | 0.00 | 0.00 |
| 02/05/2023 | Sold 2000 CDA @ 7.1803 AUD 22476815 | 0.00 | 0.00 | 14,349.85 | 14,349.85 |
| 02/05/2023 | Sold 2000 CDA @ 7.1803 AUD 22476815 | 0.00 | 14,349.85 | 0.00 | 0.00 |
| 02/05/2023 | Sold 2000 SGP @ 4.4050 AUD 22476859 | 0.00 | 0.00 | 8,800.10 | 8,800.10 |
| 02/05/2023 | Sold 2000 SGP @ 4.4050 AUD 22476859 | 0.00 | 8,800.10 | 0.00 | 0.00 |
| 03/05/2023 | Sold 2000 SGP @ 4.5200 AUD 22492526 | 0.00 | 0.00 | 9,030.10 | 9,030.10 |
| 03/05/2023 | Sold 2000 SGP @ 4.5200 AUD 22492526 | 0.00 | 9,030.10 | 0.00 | 0.00 |
| 04/05/2023 | Sold 1000 CDA @ 7.3200 AUD 22505336 | 0.00 | 0.00 | 7,310.10 | 7,310.10 |
| 04/05/2023 | Sold 1000 CDA @ 7.3200 AUD 22505336 | 0.00 | 7,310.10 | 0.00 | 0.00 |
| 04/05/2023 | Sold 520 CWP @ 4.9500 AUD 22505305 | 0.00 | 0.00 | 2,564.10 | 2,564.10 |
| 04/05/2023 | Sold 520 CWP @ 4.9500 AUD 22505305 | 0.00 | 2,564.10 | 0.00 | 0.00 |

| Date | Description | Quantity | Debits | Credits | Balance |
|------------|-------------------------------------|----------|-----------|-----------|-----------|
| 08/05/2023 | Sold 1480 CWP @ 4.9500 AUD 22533711 | 0.00 | 0.00 | 7,326.00 | 7,326.00 |
| 08/05/2023 | Sold 1480 CWP @ 4.9500 AUD 22533711 | 0.00 | 7,326.00 | 0.00 | 0.00 |
| 08/05/2023 | Wdl TRANSFER TO NOM AC | 0.00 | 0.00 | 50,000.00 | 50,000.00 |
| 08/05/2023 | Wdl TRANSFER TO NOM AC | 0.00 | 50,000.00 | 0.00 | 0.00 |
| 10/05/2023 | Sold 1500 SGP @ 4.5800 AUD 22569397 | 0.00 | 0.00 | 6,860.10 | 6,860.10 |
| 10/05/2023 | Sold 1500 SGP @ 4.5800 AUD 22569397 | 0.00 | 6,860.10 | 0.00 | 0.00 |
| 12/05/2023 | Sold 1000 CDA @ 7.3800 AUD 22594638 | 0.00 | 0.00 | 7,370.10 | 7,370.10 |
| 12/05/2023 | Sold 1000 CDA @ 7.3800 AUD 22594638 | 0.00 | 7,370.10 | 0.00 | 0.00 |
| 12/05/2023 | Sold 500 MND @ 13.1000 AUD 22589623 | 0.00 | 0.00 | 6,540.10 | 6,540.10 |
| 12/05/2023 | Sold 500 MND @ 13.1000 AUD 22589623 | 0.00 | 6,540.10 | 0.00 | 0.00 |
| 12/05/2023 | Sold 500 MND @ 13.3100 AUD 22594074 | 0.00 | 0.00 | 6,645.10 | 6,645.10 |
| 12/05/2023 | Sold 500 MND @ 13.3100 AUD 22594074 | 0.00 | 6,645.10 | 0.00 | 0.00 |
| 15/05/2023 | Bght 7500 RFF @ 1.9300 AUD 22607463 | 0.00 | 0.00 | 14,485.86 | 14,485.86 |
| 15/05/2023 | Bght 7500 RFF @ 1.9300 AUD 22607463 | 0.00 | 14,485.86 | 0.00 | 0.00 |
| 16/05/2023 | Bght 5000 RFF @ 1.9200 AUD 22621056 | 0.00 | 0.00 | 9,609.90 | 9,609.90 |
| 16/05/2023 | Bght 5000 RFF @ 1.9200 AUD 22621056 | 0.00 | 9,609.90 | 0.00 | 0.00 |
| 16/05/2023 | Sold 1000 CWP @ 5.0500 AUD 22621308 | 0.00 | 0.00 | 5,040.10 | 5,040.10 |
| 16/05/2023 | Sold 1000 CWP @ 5.0500 AUD 22621308 | 0.00 | 5,040.10 | 0.00 | 0.00 |
| 16/05/2023 | Sold 2500 GNC @ 8.2621 AUD 22620482 | 0.00 | 0.00 | 20,639.74 | 20,639.74 |
| 16/05/2023 | Sold 2500 GNC @ 8.2621 AUD 22620482 | 0.00 | 20,639.74 | 0.00 | 0.00 |

| Date | Description | Quantity | Debits | Credits | Balance |
|------------|-------------------------------------|----------|-----------|-----------|-----------|
| 16/05/2023 | Sold 500 ORI @ 16.6766 AUD 22620593 | 0.00 | 0.00 | 8,328.38 | 8,328.38 |
| 16/05/2023 | Sold 500 ORI @ 16.6766 AUD 22620593 | 0.00 | 8,328.38 | 0.00 | 0.00 |
| 17/05/2023 | Sold 1000 CDA @ 7.5200 AUD 22634650 | 0.00 | 0.00 | 7,510.10 | 7,510.10 |
| 17/05/2023 | Sold 1000 CDA @ 7.5200 AUD 22634650 | 0.00 | 7,510.10 | 0.00 | 0.00 |
| 18/05/2023 | Sold 1000 CDA @ 7.5900 AUD 22647076 | 0.00 | 0.00 | 7,580.10 | 7,580.10 |
| 18/05/2023 | Sold 1000 CDA @ 7.5900 AUD 22647076 | 0.00 | 7,580.10 | 0.00 | 0.00 |
| 19/05/2023 | Bght 1500 ELD @ 6.6450 AUD 22660173 | 0.00 | 0.00 | 9,977.40 | 9,977.40 |
| 19/05/2023 | Bght 1500 ELD @ 6.6450 AUD 22660173 | 0.00 | 9,977.40 | 0.00 | 0.00 |
| 25/05/2023 | Bght 1500 ELD @ 6.5900 AUD 22709531 | 0.00 | 0.00 | 9,894.90 | 9,894.90 |
| 25/05/2023 | Bght 1500 ELD @ 6.5900 AUD 22709531 | 0.00 | 9,894.90 | 0.00 | 0.00 |
| 29/05/2023 | Bght 2000 ELD @ 6.4800 AUD 22737678 | 0.00 | 0.00 | 12,969.90 | 12,969.90 |
| 29/05/2023 | Bght 2000 ELD @ 6.4800 AUD 22737678 | 0.00 | 12,969.90 | 0.00 | 0.00 |
| 29/05/2023 | Bght 7500 RFF @ 1.8100 AUD 22738069 | 0.00 | 0.00 | 13,585.19 | 13,585.19 |
| 29/05/2023 | Bght 7500 RFF @ 1.8100 AUD 22738069 | 0.00 | 13,585.19 | 0.00 | 0.00 |
| 31/05/2023 | Bght 150 MIN @ 71.1900 AUD 22767606 | 0.00 | 0.00 | 10,688.40 | 10,688.40 |
| 31/05/2023 | Bght 150 MIN @ 71.1900 AUD 22767606 | 0.00 | 10,688.40 | 0.00 | 0.00 |
| 01/06/2023 | Bght 7500 RFF @ 1.8100 AUD 22783511 | 0.00 | 0.00 | 13,585.19 | 13,585.19 |
| 01/06/2023 | Bght 7500 RFF @ 1.8100 AUD 22783511 | 0.00 | 13,585.19 | 0.00 | 0.00 |
| 05/06/2023 | Bght 1500 ELD @ 6.3600 AUD 22806851 | 0.00 | 0.00 | 9,549.90 | 9,549.90 |
| 05/06/2023 | Bght 1500 ELD @ 6.3600 AUD 22806851 | 0.00 | 9,549.90 | 0.00 | 0.00 |

| Date | Description | Quantity | Debits | Credits | Balance |
|--|-------------------------------------|----------|------------|------------|------------|
| 20/06/2023 | Bght 1000 ELD @ 6.0700 AUD 22959360 | 0.00 | 0.00 | 6,079.90 | 6,079.90 |
| 20/06/2023 | Bght 1000 ELD @ 6.0700 AUD 22959360 | 0.00 | 6,079.90 | 0.00 | 0.00 |
| 20/06/2023 | Sold 1000 CDA @ 7.8800 AUD 22960094 | 0.00 | 0.00 | 7,870.10 | 7,870.10 |
| 20/06/2023 | Sold 1000 CDA @ 7.8800 AUD 22960094 | 0.00 | 7,870.10 | 0.00 | 0.00 |
| 21/06/2023 | Bght 1000 ELD @ 6.0600 AUD 22974648 | 0.00 | 0.00 | 6,069.90 | 6,069.90 |
| 21/06/2023 | Bght 1000 ELD @ 6.0600 AUD 22974648 | 0.00 | 6,069.90 | 0.00 | 0.00 |
| 21/06/2023 | Sold 1000 ORG @ 8.4900 AUD 22972825 | 0.00 | 0.00 | 8,480.10 | 8,480.10 |
| 21/06/2023 | Sold 1000 ORG @ 8.4900 AUD 22972825 | 0.00 | 8,480.10 | 0.00 | 0.00 |
| 26/06/2023 | TRANSFER 752907 FRO | 0.00 | 0.00 | 100,000.00 | 100,000.00 |
| 26/06/2023 | TRANSFER 752907 FRO | 0.00 | 100,000.00 | 0.00 | 0.00 |
| 27/06/2023 | Bght 6000 RFF @ 1.6950 AUD 23034613 | 0.00 | 0.00 | 10,179.90 | 10,179.90 |
| 27/06/2023 | Bght 6000 RFF @ 1.6950 AUD 23034613 | 0.00 | 10,179.90 | 0.00 | 0.00 |
| 29/06/2023 | Bght 150 MIN @ 70.1800 AUD 23060965 | 0.00 | 0.00 | 10,536.90 | 10,536.90 |
| 29/06/2023 | Bght 150 MIN @ 70.1800 AUD 23060965 | 0.00 | 10,536.90 | 0.00 | 0.00 |
| 30/06/2023 | Sold 1000 GNC @ 7.7200 AUD 23078703 | 0.00 | 0.00 | 7,710.10 | 7,710.10 |
| 30/06/2023 | Sold 1000 GNC @ 7.7200 AUD 23078703 | 0.00 | 7,710.10 | 0.00 | 0.00 |
| 30/06/2023 | Closing Balance | 0.00 | 0.00 | 0.00 | 0.00 |
| Fund Suspense / Cash at Bank - ANZ Negotiator | | | | | |
| 01/07/2022 | Opening Balance | 0.00 | 0.00 | 0.00 | 0.00 |

| Date | Description | Quantity | Debits | Credits | Balance |
|------------|---|----------|-----------|-----------|-----------|
| 01/07/2022 | DIVIDEND FROM CSR LTD DIVIDEND RCA22/00826639 | 0.00 | 0.00 | 7,380.00 | 7,380.00 |
| 01/07/2022 | DIVIDEND FROM CSR LTD DIVIDEND RCA22/00826639 | 0.00 | 7,380.00 | 0.00 | 0.00 |
| 05/07/2022 | DEBENTURE/NOTE INTEREST FROM QUBE INTEREST JUL22/00800625 | 0.00 | 0.00 | 3,640.19 | 3,640.19 |
| 05/07/2022 | DEBENTURE/NOTE INTEREST FROM QUBE INTEREST JUL22/00800625 | 0.00 | 3,640.19 | 0.00 | 0.00 |
| 07/07/2022 | ANZ INTERNET BANKING FUNDS TFER TRANSFER 828549 TO 012012492072325 | 0.00 | 0.00 | 70,000.00 | 70,000.00 |
| 07/07/2022 | ANZ INTERNET BANKING FUNDS TFER TRANSFER 828549 TO 012012492072325 | 0.00 | 70,000.00 | 0.00 | 0.00 |
| 08/07/2022 | DIVIDEND FROM ORICA DIV 001278210725 | 0.00 | 0.00 | 2,860.00 | 2,860.00 |
| 08/07/2022 | DIVIDEND FROM ORICA DIV 001278210725 | 0.00 | 2,860.00 | 0.00 | 0.00 |
| 15/07/2022 | 1 EXCESS INTERNET/ONLINE TRANSACTIONS - FEE | 0.00 | 0.00 | 0.20 | 0.20 |
| 15/07/2022 | 1 EXCESS INTERNET/ONLINE TRANSACTIONS - FEE | 0.00 | 0.20 | 0.00 | 0.00 |
| 15/07/2022 | 2 EXCESS EFTPOS PHONE BANKING AUTOMATIC TRANSACTIONS - FEE | 0.00 | 0.00 | 0.40 | 0.40 |
| 15/07/2022 | 2 EXCESS EFTPOS PHONE BANKING AUTOMATIC TRANSACTIONS - FEE | 0.00 | 0.40 | 0.00 | 0.00 |
| 15/07/2022 | CREDIT INTEREST PAID | 0.00 | 0.00 | 1,636.03 | 1,636.03 |
| 15/07/2022 | CREDIT INTEREST PAID | 0.00 | 1,636.03 | 0.00 | 0.00 |
| 20/07/2022 | DIVIDEND FROM WBCPE DST 001279848837 | 0.00 | 0.00 | 322.53 | 322.53 |

| Date | Description | Quantity | Debits | Credits | Balance |
|------------|--|----------|-----------|-----------|-----------|
| 20/07/2022 | DIVIDEND FROM WBCPE DST 001279848837 | 0.00 | 322.53 | 0.00 | 0.00 |
| 21/07/2022 | DIVIDEND FROM GNCITMSPLDIV 001279709618 | 0.00 | 0.00 | 9,600.00 | 9,600.00 |
| 21/07/2022 | DIVIDEND FROM GNCITMSPLDIV 001279709618 | 0.00 | 9,600.00 | 0.00 | 0.00 |
| 29/07/2022 | DIVIDEND FROM RURAL FUNDS RFF S00028679220 | 0.00 | 0.00 | 5,022.70 | 5,022.70 |
| 29/07/2022 | DIVIDEND FROM RURAL FUNDS RFF S00028679220 | 0.00 | 5,022.70 | 0.00 | 0.00 |
| 15/08/2022 | CREDIT INTEREST PAID | 0.00 | 0.00 | 2,627.75 | 2,627.75 |
| 15/08/2022 | CREDIT INTEREST PAID | 0.00 | 2,627.75 | 0.00 | 0.00 |
| 31/08/2022 | DEBENTURE/NOTE INTEREST FROM STOCKLAND LTD AUG22/00823604 | 0.00 | 0.00 | 17,885.00 | 17,885.00 |
| 31/08/2022 | DEBENTURE/NOTE INTEREST FROM STOCKLAND LTD AUG22/00823604 | 0.00 | 17,885.00 | 0.00 | 0.00 |
| 07/09/2022 | DIVIDEND FROM CODAN DIVIDEND 22SEP/00802976 | 0.00 | 0.00 | 7,275.00 | 7,275.00 |
| 07/09/2022 | DIVIDEND FROM CODAN DIVIDEND 22SEP/00802976 | 0.00 | 7,275.00 | 0.00 | 0.00 |
| 15/09/2022 | CREDIT INTEREST PAID | 0.00 | 0.00 | 3,423.05 | 3,423.05 |
| 15/09/2022 | CREDIT INTEREST PAID | 0.00 | 3,423.05 | 0.00 | 0.00 |
| 23/09/2022 | DIVIDEND FROM WBCPE DST 001284727492 | 0.00 | 0.00 | 776.36 | 776.36 |
| 23/09/2022 | DIVIDEND FROM WBCPE DST 001284727492 | 0.00 | 776.36 | 0.00 | 0.00 |

| Date | Description | Quantity | Debits | Credits | Balance |
|------------|---|----------|------------|------------|------------|
| 23/09/2022 | TRANSFER FROM WBCPE REDEM 001284797444 | 0.00 | 0.00 | 130,000.00 | 130,000.00 |
| 23/09/2022 | TRANSFER FROM WBCPE REDEM 001284797444 | 0.00 | 130,000.00 | 0.00 | 0.00 |
| 26/09/2022 | ANZ INTERNET BANKING BPAY TAX OFFICE PAYMENT {969441} | 0.00 | 0.00 | 585.00 | 585.00 |
| 26/09/2022 | ANZ INTERNET BANKING BPAY TAX OFFICE PAYMENT {969441} | 0.00 | 585.00 | 0.00 | 0.00 |
| 28/09/2022 | ANZ INTERNET BANKING FUNDS TFER TRANSFER 309462 TO 012012492072325 | 0.00 | 0.00 | 142,000.00 | 142,000.00 |
| 28/09/2022 | ANZ INTERNET BANKING FUNDS TFER TRANSFER 309462 TO 012012492072325 | 0.00 | 142,000.00 | 0.00 | 0.00 |
| 28/09/2022 | DIVIDEND FROM DOW DIVIDEND AUF22/00811388 | 0.00 | 0.00 | 4,073.16 | 4,073.16 |
| 28/09/2022 | DIVIDEND FROM DOW DIVIDEND AUF22/00811388 | 0.00 | 4,073.16 | 0.00 | 0.00 |
| 30/09/2022 | DIVIDEND FROM MONADELPHOUS LTD SEP22/00803353 | 0.00 | 0.00 | 7,625.00 | 7,625.00 |
| 30/09/2022 | DIVIDEND FROM MONADELPHOUS LTD SEP22/00803353 | 0.00 | 7,625.00 | 0.00 | 0.00 |
| 30/09/2022 | DIVIDEND FROM ORIGIN ENERGY S00028679220 | 0.00 | 0.00 | 5,692.50 | 5,692.50 |
| 30/09/2022 | DIVIDEND FROM ORIGIN ENERGY S00028679220 | 0.00 | 5,692.50 | 0.00 | 0.00 |
| 05/10/2022 | DEBENTURE/NOTE INTEREST FROM QUBE INTEREST OCT22/00800623 | 0.00 | 0.00 | 5,125.48 | 5,125.48 |
| 05/10/2022 | DEBENTURE/NOTE INTEREST FROM QUBE INTEREST OCT22/00800623 | 0.00 | 5,125.48 | 0.00 | 0.00 |

| Date | Description | Quantity | Debits | Credits | Balance |
|------------|---|----------|-----------|-----------|-----------|
| 06/10/2022 | DIVIDEND FROM FLETCHER BUILDIN 76027/4878 | 0.00 | 0.00 | 5,039.66 | 5,039.66 |
| 06/10/2022 | DIVIDEND FROM FLETCHER BUILDIN 76027/4878 | 0.00 | 5,039.66 | 0.00 | 0.00 |
| 06/10/2022 | DIVIDEND FROM WOODSIDE INT22/00758707 | 0.00 | 0.00 | 11,802.93 | 11,802.93 |
| 06/10/2022 | DIVIDEND FROM WOODSIDE INT22/00758707 | 0.00 | 11,802.93 | 0.00 | 0.00 |
| 14/10/2022 | 5 EXCESS EFTPOS PHONE BANKING AUTOMATIC TRANSACTIONS - FEE | 0.00 | 0.00 | 1.00 | 1.00 |
| 14/10/2022 | 5 EXCESS EFTPOS PHONE BANKING AUTOMATIC TRANSACTIONS - FEE | 0.00 | 1.00 | 0.00 | 0.00 |
| 14/10/2022 | CREDIT INTEREST PAID | 0.00 | 0.00 | 4,037.13 | 4,037.13 |
| 14/10/2022 | CREDIT INTEREST PAID | 0.00 | 4,037.13 | 0.00 | 0.00 |
| 27/10/2022 | DIVIDEND FROM RIDLEY DIV OCT22/00802869 | 0.00 | 0.00 | 7,200.00 | 7,200.00 |
| 27/10/2022 | DIVIDEND FROM RIDLEY DIV OCT22/00802869 | 0.00 | 7,200.00 | 0.00 | 0.00 |
| 28/10/2022 | DIVIDEND FROM BIS DIVIDEND OCT22/00800779 | 0.00 | 0.00 | 15,392.79 | 15,392.79 |
| 28/10/2022 | DIVIDEND FROM BIS DIVIDEND OCT22/00800779 | 0.00 | 15,392.79 | 0.00 | 0.00 |
| 28/10/2022 | DIVIDEND FROM CWP DIVIDEND OCT22/00801377 | 0.00 | 0.00 | 11,730.65 | 11,730.65 |
| 28/10/2022 | DIVIDEND FROM CWP DIVIDEND OCT22/00801377 | 0.00 | 11,730.65 | 0.00 | 0.00 |
| 31/10/2022 | DIVIDEND FROM RURAL FUNDS RFF S00028679220 | 0.00 | 0.00 | 5,402.90 | 5,402.90 |

| Date | Description | Quantity | Debits | Credits | Balance |
|------------|---|----------|------------|------------|------------|
| 31/10/2022 | DIVIDEND FROM RURAL FUNDS RFF S00028679220 | 0.00 | 5,402.90 | 0.00 | 0.00 |
| 04/11/2022 | ANZ INTERNET BANKING FUNDS TFER TRANSFER 846000 TO 012012452825396 | 0.00 | 49.50 | 0.00 | 49.50 |
| 11/11/2022 | ANZ INTERNET BANKING FUNDS TFER TRANSFER 846000 TO 012012452825396 | 0.00 | 0.00 | 49.50 | 0.00 |
| 15/11/2022 | CREDIT INTEREST PAID | 0.00 | 0.00 | 5,022.91 | 5,022.91 |
| 15/11/2022 | CREDIT INTEREST PAID | 0.00 | 5,022.91 | 0.00 | 0.00 |
| 16/11/2022 | ANZ INTERNET BANKING FUNDS TFER TRANSFER 712697 TO 012012492072325 | 0.00 | 0.00 | 284,000.00 | 284,000.00 |
| 16/11/2022 | ANZ INTERNET BANKING FUNDS TFER TRANSFER 712697 TO 012012492072325 | 0.00 | 284,000.00 | 0.00 | 0.00 |
| 21/11/2022 | TRANSFER FROM TASSAL GROUP LTD NOV22/00803007 | 0.00 | 0.00 | 302,560.73 | 302,560.73 |
| 21/11/2022 | TRANSFER FROM TASSAL GROUP LTD NOV22/00803007 | 0.00 | 302,560.73 | 0.00 | 0.00 |
| 22/11/2022 | ANZ INTERNET BANKING PAYMENT 739766 TO SMSF Australia Pty Ltd | 0.00 | 0.00 | 330.00 | 330.00 |
| 22/11/2022 | ANZ INTERNET BANKING PAYMENT 739766 TO SMSF Australia Pty Ltd | 0.00 | 0.00 | 1,100.00 | 1,430.00 |
| 22/11/2022 | ANZ INTERNET BANKING PAYMENT 739766 TO SMSF Australia Pty Ltd | 0.00 | 1,430.00 | 0.00 | 0.00 |
| 29/11/2022 | ANZ INTERNET BANKING BPAY TAX OFFICE PAYMENT {659877} | 0.00 | 0.00 | 18,903.28 | 18,903.28 |
| 29/11/2022 | ANZ INTERNET BANKING BPAY TAX OFFICE PAYMENT {659877} | 0.00 | 18,903.28 | 0.00 | 0.00 |
| 29/11/2022 | ANZ INTERNET BANKING BPAY TAX OFFICE PAYMENT {660107} | 0.00 | 0.00 | 68,903.28 | 68,903.28 |

| Date | Description | Quantity | Debits | Credits | Balance |
|------------|--|----------|-----------|-----------|-----------|
| 29/11/2022 | ANZ INTERNET BANKING BPAY TAX OFFICE PAYMENT {660107} | 0.00 | 18,903.28 | 0.00 | 50,000.00 |
| 29/11/2022 | ANZ INTERNET BANKING BPAY TAX OFFICE PAYMENT {660107} | 0.00 | 50,000.00 | 0.00 | 0.00 |
| 09/12/2022 | DIVIDEND FROM CSR LTD DIVIDEND 22RCA/00827783 | 0.00 | 0.00 | 7,920.00 | 7,920.00 |
| 09/12/2022 | DIVIDEND FROM CSR LTD DIVIDEND 22RCA/00827783 | 0.00 | 7,920.00 | 0.00 | 0.00 |
| 14/12/2022 | DIVIDEND FROM GNCFNLSPCDIV 001286776204 | 0.00 | 0.00 | 14,700.00 | 14,700.00 |
| 14/12/2022 | DIVIDEND FROM GNCFNLSPCDIV 001286776204 | 0.00 | 14,700.00 | 0.00 | 0.00 |
| 15/12/2022 | 2 EXCESS EFTPOS PHONE BANKING AUTOMATIC TRANSACTIONS - FEE | 0.00 | 0.00 | 0.40 | 0.40 |
| 15/12/2022 | 2 EXCESS EFTPOS PHONE BANKING AUTOMATIC TRANSACTIONS - FEE | 0.00 | 0.40 | 0.00 | 0.00 |
| 15/12/2022 | CREDIT INTEREST PAID | 0.00 | 0.00 | 4,983.27 | 4,983.27 |
| 15/12/2022 | CREDIT INTEREST PAID | 0.00 | 4,983.27 | 0.00 | 0.00 |
| 16/12/2022 | DIVIDEND FROM ELDERS LIMITED S00028679220 | 0.00 | 0.00 | 11,172.00 | 11,172.00 |
| 16/12/2022 | DIVIDEND FROM ELDERS LIMITED S00028679220 | 0.00 | 11,172.00 | 0.00 | 0.00 |
| 22/12/2022 | DIVIDEND FROM ORI FNL DIV 001286706149 | 0.00 | 0.00 | 6,050.00 | 6,050.00 |
| 22/12/2022 | DIVIDEND FROM ORI FNL DIV 001286706149 | 0.00 | 6,050.00 | 0.00 | 0.00 |
| 03/01/2023 | ANZ INTERNET BANKING BPAY TAX OFFICE PAYMENT {806948} | 0.00 | 0.00 | 35,300.00 | 35,300.00 |

| Date | Description | Quantity | Debits | Credits | Balance |
|------------|---|----------|-----------|-----------|-----------|
| 03/01/2023 | ANZ INTERNET BANKING BPAY TAX OFFICE PAYMENT {806948} | 0.00 | 35,300.00 | 0.00 | 0.00 |
| 05/01/2023 | DEBENTURE/NOTE INTEREST FROM QUBE INTEREST JAN23/00800606 | 0.00 | 0.00 | 5,998.66 | 5,998.66 |
| 05/01/2023 | DEBENTURE/NOTE INTEREST FROM QUBE INTEREST JAN23/00800606 | 0.00 | 5,998.66 | 0.00 | 0.00 |
| 13/01/2023 | CREDIT INTEREST PAID | 0.00 | 0.00 | 5,233.62 | 5,233.62 |
| 13/01/2023 | CREDIT INTEREST PAID | 0.00 | 5,233.62 | 0.00 | 0.00 |
| 13/01/2023 | TRANSFER FROM CMC MARKETS STOC 23963726 | 0.00 | 0.00 | 25,000.00 | 25,000.00 |
| 13/01/2023 | TRANSFER FROM CMC MARKETS STOC 23963726 | 0.00 | 25,000.00 | 0.00 | 0.00 |
| 16/01/2023 | TRANSFER FROM CMC MARKETS STOC 23981347 | 0.00 | 0.00 | 35,000.00 | 35,000.00 |
| 16/01/2023 | TRANSFER FROM CMC MARKETS STOC 23981347 | 0.00 | 35,000.00 | 0.00 | 0.00 |
| 31/01/2023 | DIVIDEND FROM RURAL FUNDS RFF S00028679220 | 0.00 | 0.00 | 5,696.15 | 5,696.15 |
| 31/01/2023 | DIVIDEND FROM RURAL FUNDS RFF S00028679220 | 0.00 | 5,696.15 | 0.00 | 0.00 |
| 15/02/2023 | CREDIT INTEREST PAID | 0.00 | 0.00 | 6,203.43 | 6,203.43 |
| 15/02/2023 | CREDIT INTEREST PAID | 0.00 | 6,203.43 | 0.00 | 0.00 |
| 28/02/2023 | DEBENTURE/NOTE INTEREST FROM STOCKLAND LTD FEB23/00823567 | 0.00 | 0.00 | 15,163.00 | 15,163.00 |
| 28/02/2023 | DEBENTURE/NOTE INTEREST FROM STOCKLAND LTD FEB23/00823567 | 0.00 | 15,163.00 | 0.00 | 0.00 |

| Date | Description | Quantity | Debits | Credits | Balance |
|------------|---|----------|-----------|-----------|-----------|
| 10/03/2023 | DIVIDEND FROM CODAN DIVIDEND 23MAR/00803147 | 0.00 | 0.00 | 6,300.00 | 6,300.00 |
| 10/03/2023 | DIVIDEND FROM CODAN DIVIDEND 23MAR/00803147 | 0.00 | 6,300.00 | 0.00 | 0.00 |
| 15/03/2023 | ANZ INTERNET BANKING FUNDS TFER TRANSFER 643600 TO 012012492072325 | 0.00 | 0.00 | 70,000.00 | 70,000.00 |
| 15/03/2023 | ANZ INTERNET BANKING FUNDS TFER TRANSFER 643600 TO 012012492072325 | 0.00 | 70,000.00 | 0.00 | 0.00 |
| 15/03/2023 | CREDIT INTEREST PAID | 0.00 | 0.00 | 5,759.94 | 5,759.94 |
| 15/03/2023 | CREDIT INTEREST PAID | 0.00 | 5,759.94 | 0.00 | 0.00 |
| 24/03/2023 | DIVIDEND FROM ORIGIN ENERGY S00028679220 | 0.00 | 0.00 | 5,362.50 | 5,362.50 |
| 24/03/2023 | DIVIDEND FROM ORIGIN ENERGY S00028679220 | 0.00 | 5,362.50 | 0.00 | 0.00 |
| 30/03/2023 | ANZ INTERNET BANKING BPAY TAX OFFICE PAYMENT {945537} | 0.00 | 0.00 | 17,943.00 | 17,943.00 |
| 30/03/2023 | ANZ INTERNET BANKING BPAY TAX OFFICE PAYMENT {945537} | 0.00 | 17,943.00 | 0.00 | 0.00 |
| 31/03/2023 | DIVIDEND FROM MONADELPHOUS LTD MAR23/00803132 | 0.00 | 0.00 | 7,560.00 | 7,560.00 |
| 31/03/2023 | DIVIDEND FROM MONADELPHOUS LTD MAR23/00803132 | 0.00 | 7,560.00 | 0.00 | 0.00 |
| 05/04/2023 | DEBENTURE/NOTE INTEREST FROM QUBE INTEREST APR23/00800593 | 0.00 | 0.00 | 6,251.62 | 6,251.62 |
| 05/04/2023 | DEBENTURE/NOTE INTEREST FROM QUBE INTEREST APR23/00800593 | 0.00 | 6,251.62 | 0.00 | 0.00 |
| 05/04/2023 | DIVIDEND FROM WOODSIDE FIN22/00771726 | 0.00 | 0.00 | 17,513.11 | 17,513.11 |

| Date | Description | Quantity | Debits | Credits | Balance |
|------------|---|----------|------------|------------|------------|
| 05/04/2023 | DIVIDEND FROM WOODSIDE FIN22/00771726 | 0.00 | 17,513.11 | 0.00 | 0.00 |
| 06/04/2023 | DIVIDEND FROM FLETCHER BUILDIN 82349/7109 | 0.00 | 0.00 | 6,814.84 | 6,814.84 |
| 06/04/2023 | DIVIDEND FROM FLETCHER BUILDIN 82349/7109 | 0.00 | 6,814.84 | 0.00 | 0.00 |
| 11/04/2023 | DIVIDEND FROM DOW DIVIDEND AUI23/00811522 | 0.00 | 0.00 | 3,147.15 | 3,147.15 |
| 11/04/2023 | DIVIDEND FROM DOW DIVIDEND AUI23/00811522 | 0.00 | 3,147.15 | 0.00 | 0.00 |
| 14/04/2023 | 2 EXCESS EFTPOS PHONE BANKING AUTOMATIC TRANSACTIONS - FEE | 0.00 | 0.00 | 0.40 | 0.40 |
| 14/04/2023 | 2 EXCESS EFTPOS PHONE BANKING AUTOMATIC TRANSACTIONS - FEE | 0.00 | 0.40 | 0.00 | 0.00 |
| 14/04/2023 | CREDIT INTEREST PAID | 0.00 | 0.00 | 6,385.22 | 6,385.22 |
| 14/04/2023 | CREDIT INTEREST PAID | 0.00 | 6,385.22 | 0.00 | 0.00 |
| 24/04/2023 | TRANSFER FROM CMC MARKETS STOC 25191465 | 0.00 | 0.00 | 100,000.00 | 100,000.00 |
| 24/04/2023 | TRANSFER FROM CMC MARKETS STOC 25191465 | 0.00 | 100,000.00 | 0.00 | 0.00 |
| 27/04/2023 | DIVIDEND FROM RIDLEY DIV APR23/00802808 | 0.00 | 0.00 | 6,900.00 | 6,900.00 |
| 27/04/2023 | DIVIDEND FROM RIDLEY DIV APR23/00802808 | 0.00 | 6,900.00 | 0.00 | 0.00 |
| 28/04/2023 | DIVIDEND FROM BIS DIVIDEND APR23/00801040 | 0.00 | 0.00 | 7,601.24 | 7,601.24 |
| 28/04/2023 | DIVIDEND FROM BIS DIVIDEND APR23/00801040 | 0.00 | 7,601.24 | 0.00 | 0.00 |

| Date | Description | Quantity | Debits | Credits | Balance |
|------------|---|----------|-----------|-----------|-----------|
| 28/04/2023 | DIVIDEND FROM CWP DIVIDEND APR23/00801353 | 0.00 | 0.00 | 11,037.00 | 11,037.00 |
| 28/04/2023 | DIVIDEND FROM CWP DIVIDEND APR23/00801353 | 0.00 | 11,037.00 | 0.00 | 0.00 |
| 28/04/2023 | DIVIDEND FROM RURAL FUNDS RFF S00028679220 | 0.00 | 0.00 | 6,282.65 | 6,282.65 |
| 28/04/2023 | DIVIDEND FROM RURAL FUNDS RFF S00028679220 | 0.00 | 6,282.65 | 0.00 | 0.00 |
| 08/05/2023 | TRANSFER FROM CMC MARKETS STOC 25345479 | 0.00 | 0.00 | 50,000.00 | 50,000.00 |
| 08/05/2023 | TRANSFER FROM CMC MARKETS STOC 25345479 | 0.00 | 50,000.00 | 0.00 | 0.00 |
| 15/05/2023 | 1 EXCESS EFTPOS PHONE BANKING AUTOMATIC TRANSACTIONS - FEE | 0.00 | 0.00 | 0.20 | 0.20 |
| 15/05/2023 | 1 EXCESS EFTPOS PHONE BANKING AUTOMATIC TRANSACTIONS - FEE | 0.00 | 0.20 | 0.00 | 0.00 |
| 15/05/2023 | CREDIT INTEREST PAID | 0.00 | 0.00 | 7,167.97 | 7,167.97 |
| 15/05/2023 | CREDIT INTEREST PAID | 0.00 | 7,167.97 | 0.00 | 0.00 |
| 05/06/2023 | TRANSFER FROM ATO ATO002000018193658 | 0.00 | 0.00 | 957.73 | 957.73 |
| 05/06/2023 | TRANSFER FROM ATO ATO002000018193658 | 0.00 | 957.73 | 0.00 | 0.00 |
| 15/06/2023 | CREDIT INTEREST PAID | 0.00 | 0.00 | 7,894.29 | 7,894.29 |
| 15/06/2023 | CREDIT INTEREST PAID | 0.00 | 7,894.29 | 0.00 | 0.00 |
| 22/06/2023 | DIVIDEND FROM ELDERS LIMITED S00028679220 | 0.00 | 0.00 | 10,672.00 | 10,672.00 |

| Date | Description | Quantity | Debits | Credits | Balance |
|---|---|----------|------------|------------|--------------|
| 22/06/2023 | DIVIDEND FROM ELDERS LIMITED S00028679220 | 0.00 | 10,672.00 | 0.00 | 0.00 |
| 26/06/2023 | ANZ INTERNET BANKING FUNDS TFER TRANSFER 752907 TO 012012492072325 | 0.00 | 0.00 | 100,000.00 | 100,000.00 |
| 26/06/2023 | ANZ INTERNET BANKING FUNDS TFER TRANSFER 752907 TO 012012492072325 | 0.00 | 100,000.00 | 0.00 | 0.00 |
| 28/06/2023 | ANZ INTERNET BANKING BPAY TAX OFFICE PAYMENT {939303} | 0.00 | 0.00 | 17,943.00 | 17,943.00 |
| 28/06/2023 | ANZ INTERNET BANKING BPAY TAX OFFICE PAYMENT {939303} | 0.00 | 17,943.00 | 0.00 | 0.00 |
| 30/06/2023 | Closing Balance | 0.00 | 0.00 | 0.00 | 0.00 |
| Member Entitlement Accounts / Mr Robert Kenrick / Accumulation | | | | | |
| 01/07/2022 | Opening Balance | 0.00 | 0.00 | 0.00 | 4,261,239.54 |
| 30/06/2023 | Income Taxes Allocated | 0.00 | 40,227.17 | 0.00 | 4,221,012.37 |
| 30/06/2023 | Investment Profit or Loss | 0.00 | 0.00 | 350,726.71 | 4,571,739.08 |
| 30/06/2023 | Closing Balance | 0.00 | 0.00 | 0.00 | 4,571,739.08 |
| Member Entitlement Accounts / Ms Wai Kenrick / Accumulation | | | | | |
| 01/07/2022 | Opening Balance | 0.00 | 0.00 | 0.00 | 3,951,874.25 |
| 30/06/2023 | Income Taxes Allocated | 0.00 | 37,306.63 | 0.00 | 3,914,567.62 |
| 30/06/2023 | Investment Profit or Loss | 0.00 | 0.00 | 325,264.06 | 4,239,831.68 |
| 30/06/2023 | Closing Balance | 0.00 | 0.00 | 0.00 | 4,239,831.68 |

Permanent Documents

[OCR_Investment Strategy.pdf](#)

[OCR_Trust Deed.pdf](#)

[OCR_Kenrick-Engagement Letter.pdf](#)

Self-managed superannuation fund annual return **2023**

Who should complete this annual return?

Only self-managed superannuation funds (SMSFs) can complete this annual return. All other funds must complete the *Fund income tax return 2023* (NAT 71287).

- !** The *Self-managed superannuation fund annual return instructions 2023* (NAT 71606) (the instructions) can assist you to complete this annual return.
- The SMSF annual return cannot be used to notify us of a change in fund membership. You must update fund details via ABR.gov.au or complete the Change of details for superannuation entities form (NAT 3036).

To complete this annual return

- Print clearly, using a BLACK pen only.
- Use BLOCK LETTERS and print one character per box.

S M I T H S T

- Place **X** in ALL applicable boxes.

➤ Postal address for annual returns:

Australian Taxation Office
GPO Box 9845
[insert the name and postcode
of your capital city]

For example;

Australian Taxation Office
GPO Box 9845
SYDNEY NSW 2001

Section A: Fund information

1 Tax file number (TFN)

➤ To assist processing, write the fund's TFN at the top of pages 3, 5, 7 and 9.

- !** The ATO is authorised by law to request your TFN. You are not obliged to quote your TFN but not quoting it could increase the chance of delay or error in processing your annual return. See the Privacy note in the Declaration.

2 Name of self-managed superannuation fund (SMSF)

Kenrick Family Super Fund

3 Australian business number (ABN) (if applicable)

4 Current postal address

PO Box 230

Suburb/town

Glen Osmond

State/territory

SA

Postcode

5064

5 Annual return status

Is this an amendment to the SMSF's 2023 return?

A No Yes

Is this the first required return for a newly registered SMSF?

B No Yes

Fund's tax file number (TFN) *****

6 SMSF auditor

Auditor's name

Title: MR

Family name

Boys

First given name

Anthony

Other given names

SMSF Auditor Number

100014140

Auditor's phone number

04

10702708

Postal address

PO Box 3376

Suburb/town

Rundle Mall

State/territory

SA

Postcode

5000

Date audit was completed

A

Day Month Year

Was Part A of the audit report qualified?

B No Yes

Was Part B of the audit report qualified?

C No Yes

If Part B of the audit report was qualified, have the reported issues been rectified?

D No Yes **7 Electronic funds transfer (EFT)**

We need your self-managed super fund's financial institution details to pay any super payments and tax refunds owing to you.

A Fund's financial institution account details

This account is used for super contributions and rollovers. Do not provide a tax agent account here.

Fund BSB number 015257

Fund account number 480216125

Fund account name

Wai Kenrick & Robert Kenrick ATF Kenrick Family Super Fund

I would like my tax refunds made to this account. Go to C.**B Financial institution account details for tax refunds**

This account is used for tax refunds. You can provide a tax agent account here.

BSB number

Account number

Account name

C Electronic service address alias

Provide the electronic service address alias (ESA) issued by your SMSF messaging provider. (For example, SMSFdataESAAlias). See instructions for more information.

smsfdataflow

Fund's tax file number (TFN)

- 8 Status of SMSF** Australian superannuation fund **A** No Yes Fund benefit structure **B** Code
- Does the fund trust deed allow acceptance of the Government's Super Co-contribution and Low Income Super Amounts? **C** No Yes

9 Was the fund wound up during the income year?

No Yes If yes, provide the date on which the fund was wound up Day Month Year Have all tax lodgment and payment obligations been met? No Yes

10 Exempt current pension income

Did the fund pay retirement phase superannuation income stream benefits to one or more members in the income year?

To claim a tax exemption for current pension income, you must pay at least the minimum benefit payment under the law. Record exempt current pension income at Label **A**.

No Go to Section B: Income.

Yes Exempt current pension income amount **A** \$.00

Which method did you use to calculate your exempt current pension income?

Segregated assets method **B**

Unsegregated assets method **C** Was an actuarial certificate obtained? **D** Yes

Did the fund have any other income that was assessable?

E Yes Go to Section B: Income.

No Choosing 'No' means that you do not have any assessable income, including no-TFN quoted contributions. Go to Section C: Deductions and non-deductible expenses. (Do **not** complete Section B: Income.)

If you are entitled to claim any tax offsets, you can list these at Section D: Income tax calculation statement.

Fund's tax file number (TFN)

Section B: Income

Do not complete this section if all superannuation interests in the SMSF were supporting superannuation income streams in the retirement phase for the **entire year**, there was **no** other income that was assessable, and you **have not** realised a deferred notional gain. If you are entitled to claim any tax offsets, you can record these at Section D: Income tax calculation statement.

11 Income

Did you have a capital gains tax (CGT) event during the year? **G** No Yes

If the total capital loss or total capital gain is greater than \$10,000 or you elected to use the transitional CGT relief in 2017 and the deferred notional gain has been realised, complete and attach a *Capital gains tax (CGT) schedule 2023*.

Have you applied an exemption or rollover? **M** No Yes Code

Net capital gain **A** \$ -00

Gross rent and other leasing and hiring income **B** \$ -00

Gross interest **C** \$ -00

Forestry managed investment scheme income **X** \$ -00

| | | | | |
|----------------------|---|--------------------|--|-------------------------------|
| Gross foreign income | D1 \$ <input type="text" value="13946"/> -00 | Net foreign income | D \$ <input type="text" value="13946"/> -00 | Loss <input type="checkbox"/> |
|----------------------|---|--------------------|--|-------------------------------|

Australian franking credits from a New Zealand company **E** \$ -00

Transfers from foreign funds **F** \$ -00 Number

Gross payments where ABN not quoted **H** \$ -00

Calculation of assessable contributions

Assessable employer contributions **R1** \$ -00

plus Assessable personal contributions **R2** \$ -00

plus **R3** \$ -00
**No-TFN-quoted contributions (an amount must be included even if it is zero)

less Transfer of liability to life insurance company or PST **R6** \$ -00

Gross distribution from partnerships **I** \$ -00

*Unfranked dividend amount **J** \$ -00

*Franked dividend amount **K** \$ -00

*Dividend franking credit **L** \$ -00

*Gross trust distributions **M** \$ -00

Assessable contributions (R1 plus R2 plus R3 less R6) **R** \$ -00

Calculation of non-arm's length income

*Net non-arm's length private company dividends **U1** \$ -00

plus *Net non-arm's length trust distributions **U2** \$ -00

plus *Net other non-arm's length income **U3** \$ -00

*Other income **S** \$ -00

*Assessable income due to changed tax status of fund **T** \$ -00

Net non-arm's length income (subject to 45% tax rate) (U1 plus U2 plus U3) **U** \$ -00

#This is a mandatory label.
*If an amount is entered at this label, check the instructions to ensure the correct tax treatment has been applied.

GROSS INCOME (Sum of labels A to U) **W** \$ -00 Loss

Exempt current pension income **Y** \$ -00

TOTAL ASSESSABLE INCOME (W less Y) **V** \$ -00 Loss

Fund's tax file number (TFN)

Section C: Deductions and non-deductible expenses

12 Deductions and non-deductible expenses

Under 'Deductions' list all expenses and allowances you are entitled to claim a deduction for. Under 'Non-deductible expenses', list all other expenses or normally allowable deductions that you cannot claim as a deduction (for example, all expenses related to exempt current pension income should be recorded in the 'Non-deductible expenses' column).

| DEDUCTIONS | | NON-DEDUCTIBLE EXPENSES | |
|--|--|--|--|
| Interest expenses within Australia | A1 \$ <input type="text" value="0"/> -00 | A2 \$ <input type="text" value="0"/> -00 | |
| Interest expenses overseas | B1 \$ <input type="text" value="0"/> -00 | B2 \$ <input type="text" value="0"/> -00 | |
| Capital works expenditure | D1 \$ <input type="text" value="0"/> -00 | D2 \$ <input type="text" value="0"/> -00 | |
| Decline in value of depreciating assets | E1 \$ <input type="text" value="0"/> -00 | E2 \$ <input type="text" value="0"/> -00 | |
| Insurance premiums – members | F1 \$ <input type="text" value="0"/> -00 | F2 \$ <input type="text" value="0"/> -00 | |
| SMSF auditor fee | H1 \$ <input type="text" value="330"/> -00 | H2 \$ <input type="text" value="0"/> -00 | |
| Investment expenses | I1 \$ <input type="text" value="2"/> -00 | I2 \$ <input type="text" value="0"/> -00 | |
| Management and administration expenses | J1 \$ <input type="text" value="1100"/> -00 | J2 \$ <input type="text" value="0"/> -00 | |
| Forestry managed investment scheme expense | U1 \$ <input type="text" value="0"/> -00 | U2 \$ <input type="text" value="0"/> -00 | |
| Other amounts | L1 \$ <input type="text" value="259"/> -00 Code <input type="text" value="0"/> | L2 \$ <input type="text" value="0"/> -00 Code <input type="text"/> | |
| Tax losses deducted | M1 \$ <input type="text" value="0"/> -00 | | |

TOTAL DEDUCTIONS
N \$ -00
 (Total **A1** to **M1**)

TOTAL NON-DEDUCTIBLE EXPENSES
Y \$ -00
 (Total **A2** to **L2**)

#TAXABLE INCOME OR LOSS Loss
O \$ -00
 (TOTAL ASSESSABLE INCOME less TOTAL DEDUCTIONS)

TOTAL SMSF EXPENSES
Z \$ -00
 (N plus Y)

#This is a mandatory label.

Fund's tax file number (TFN) *****

Section D: Income tax calculation statement

#Important:

Section B label **R3**, Section C label **O** and Section D labels **A, T1, J, T5** and **I** are mandatory. If you leave these labels blank, you will have specified a zero amount.

13 Calculation statement

Please refer to the *Self-managed superannuation fund annual return instructions 2023* on how to complete the calculation statement.

| | | | |
|-------------------------------------|--------------|--|------------|
| #Taxable income | A \$ | <input type="text" value="516892"/> | -00 |
| | | <i>(an amount must be included even if it is zero)</i> | |
| #Tax on taxable income | T1 \$ | <input type="text" value="77533.80"/> | |
| | | <i>(an amount must be included even if it is zero)</i> | |
| #Tax on no-TFN-quoted contributions | J \$ | <input type="text" value="0"/> | |
| | | <i>(an amount must be included even if it is zero)</i> | |

Gross tax **B \$**
(T1 plus J)

| | | | |
|--|--------------|--------------------------------------|--|
| Foreign income tax offset | C1 \$ | <input type="text" value="2091.97"/> | |
| Rebates and tax offsets | C2 \$ | <input type="text"/> | |
| Non-refundable non-carry forward tax offsets | C \$ | <input type="text" value="2091.97"/> | |
| | | <i>(C1 plus C2)</i> | |

SUBTOTAL 1
T2 \$
(B less C – cannot be less than zero)

| | | | |
|---|--------------|-------------------------------------|--|
| Early stage venture capital limited partnership tax offset | D1 \$ | <input type="text" value="0"/> | |
| Early stage venture capital limited partnership tax offset carried forward from previous year | D2 \$ | <input type="text" value="0"/> | |
| Early stage investor tax offset | D3 \$ | <input type="text" value="0"/> | |
| Early stage investor tax offset carried forward from previous year | D4 \$ | <input type="text" value="0"/> | |
| Non-refundable carry forward tax offsets | D \$ | <input type="text" value="0"/> | |
| | | <i>(D1 plus D2 plus D3 plus D4)</i> | |

SUBTOTAL 2
T3 \$
(T2 less D – cannot be less than zero)

| | | | |
|---|--------------|---------------------------------------|--|
| Complying fund's franking credits tax offset | E1 \$ | <input type="text" value="75620.11"/> | |
| No-TFN tax offset | E2 \$ | <input type="text"/> | |
| National rental affordability scheme tax offset | E3 \$ | <input type="text"/> | |
| Exploration credit tax offset | E4 \$ | <input type="text"/> | |
| Refundable tax offsets | E \$ | <input type="text" value="75620.11"/> | |
| | | <i>(E1 plus E2 plus E3 plus E4)</i> | |

#TAX PAYABLE **T5 \$**
(T3 less E – cannot be less than zero)

Section 102AAM interest charge
G \$

Fund's tax file number (TFN)

| | |
|--|--------------------------------|
| Credit for tax withheld – foreign resident withholding (excluding capital gains) | |
| H2 \$ | <input type="text" value="0"/> |
| Credit for tax withheld – where ABN or TFN not quoted (non-individual) | |
| H3 \$ | <input type="text" value="0"/> |
| Credit for TFN amounts withheld from payments from closely held trusts | |
| H5 \$ | <input type="text"/> |
| Credit for interest on no-TFN tax offset | |
| H6 \$ | <input type="text"/> |
| Credit for foreign resident capital gains withholding amounts | |
| H8 \$ | <input type="text"/> |
| Eligible credits | |
| H \$ | <input type="text" value="0"/> |
| <i>(H2 plus H3 plus H5 plus H6 plus H8)</i> | |

| | | |
|--|-------------|--|
| #Tax offset refunds <small>(Remainder of refundable tax offsets)</small> | I \$ | <input type="text" value="178.28"/> |
| | | <small>(unused amount from label E – an amount must be included even if it is zero)</small> |

PAYG instalments raised

K \$

Supervisory levy

L \$

Supervisory levy adjustment for wound up funds

M \$

Supervisory levy adjustment for new funds

N \$

| | | |
|--|-------------|--|
| AMOUNT DUE OR REFUNDABLE <small>A positive amount at S is what you owe, while a negative amount is refundable to you.</small> | S \$ | <input type="text" value="-71690.28"/> |
| | | <small>(T5 plus G less H less I less K plus L less M plus N)</small> |

#This is a mandatory label.

Section E: Losses

14 Losses

! If total loss is greater than \$100,000, complete and attach a *Losses schedule 2023*.

| | | | |
|--|-------------|--------------------------------|------------|
| Tax losses carried forward to later income years | U \$ | <input type="text" value="0"/> | -00 |
| Net capital losses carried forward to later income years | V \$ | <input type="text" value="0"/> | -00 |

Fund's tax file number (TFN) *****

Section F: Member information

MEMBER 1

Title:

Family name

First given name

Other given names

Member's TFN

See the Privacy note in the Declaration.

Day Month Year

Date of birth

Contributions

OPENING ACCOUNT BALANCE \$

! Refer to instructions for completing these labels.

Employer contributions

A \$

ABN of principal employer

A1

Personal contributions

B \$

CGT small business retirement exemption

C \$

CGT small business 15-year exemption amount

D \$

Personal injury election

E \$

Spouse and child contributions

F \$

Other third party contributions

G \$

Proceeds from primary residence disposal

H \$

Receipt date

Day Month Year

H1

Assessable foreign superannuation fund amount

I \$

Non-assessable foreign superannuation fund amount

J \$

Transfer from reserve: assessable amount

K \$

Transfer from reserve: non-assessable amount

L \$

Contributions from non-complying funds and previously non-complying funds

T \$

Any other contributions (including Super Co-contributions and Low Income Super Amounts)

M \$

TOTAL CONTRIBUTIONS N \$

(Sum of labels **A** to **M**)

Other transactions

Allocated earnings or losses

O \$

Loss

Inward rollovers and transfers

P \$

Outward rollovers and transfers

Q \$

Lump Sum payments

R1 \$

Income stream payments

R2 \$

Code

Code

Accumulation phase account balance
S1 \$

Retirement phase account balance - Non CDBIS
S2 \$

Retirement phase account balance - CDBIS
S3 \$

TRIS Count

CLOSING ACCOUNT BALANCE S \$

(**S1** plus **S2** plus **S3**)

Accumulation phase value **X1** \$

Retirement phase value **X2** \$

Outstanding limited recourse borrowing arrangement amount **Y** \$

Fund's tax file number (TFN)

MEMBER 2

Title:

Family name

First given name

Other given names

Member's TFN
See the Privacy note in the Declaration.

Date of birth

Contributions

OPENING ACCOUNT BALANCE \$

! Refer to instructions for completing these labels.

Proceeds from primary residence disposal
H \$

Receipt date
H1

Assessable foreign superannuation fund amount
I \$

Non-assessable foreign superannuation fund amount
J \$

Transfer from reserve: assessable amount
K \$

Transfer from reserve: non-assessable amount
L \$

Contributions from non-complying funds and previously non-complying funds
T \$

Any other contributions (including Super Co-contributions and Low Income Super Amounts)
M \$

Employer contributions
A \$

ABN of principal employer
A1

Personal contributions
B \$

CGT small business retirement exemption
C \$

CGT small business 15-year exemption amount
D \$

Personal injury election
E \$

Spouse and child contributions
F \$

Other third party contributions
G \$

TOTAL CONTRIBUTIONS N \$
(Sum of labels **A** to **M**)

Other transactions

Allocated earnings or losses **O** \$

Loss

Accumulation phase account balance
S1 \$

Retirement phase account balance - Non CDBIS
S2 \$

Retirement phase account balance - CDBIS
S3 \$

Inward rollovers and transfers **P** \$

Outward rollovers and transfers **Q** \$

Lump Sum payments **R1** \$

Income stream payments **R2** \$

Code

Code

TRIS Count

CLOSING ACCOUNT BALANCE S \$
(**S1** plus **S2** plus **S3**)

Accumulation phase value **X1** \$

Retirement phase value **X2** \$

Outstanding limited recourse borrowing arrangement amount **Y** \$

Fund's tax file number (TFN)

Section H: Assets and liabilities

15 ASSETS

15a Australian managed investments

| | | | |
|---------------------------|----------|--|-----|
| Listed trusts | A | \$ <input type="text" value="913084"/> | -00 |
| Unlisted trusts | B | \$ <input type="text" value="0"/> | -00 |
| Insurance policy | C | \$ <input type="text" value="0"/> | -00 |
| Other managed investments | D | \$ <input type="text" value="0"/> | -00 |

15b Australian direct investments

| | | |
|---|--|---|
| Limited recourse borrowing arrangements Australian residential real property J1 \$ <input type="text" value="0"/> -00 Australian non-residential real property J2 \$ <input type="text" value="0"/> -00 Overseas real property J3 \$ <input type="text" value="0"/> -00 Australian shares J4 \$ <input type="text" value="0"/> -00 Overseas shares J5 \$ <input type="text" value="0"/> -00 Other J6 \$ <input type="text" value="0"/> -00 Property count J7 <input type="text" value="0"/> | | Cash and term deposits E \$ <input type="text" value="2404820"/> -00 Debt securities F \$ <input type="text" value="354916"/> -00 Loans G \$ <input type="text" value="0"/> -00 Listed shares H \$ <input type="text" value="5043241"/> -00 Unlisted shares I \$ <input type="text" value="0"/> -00 Limited recourse borrowing arrangements J \$ <input type="text" value="0"/> -00 Non-residential real property K \$ <input type="text" value="0"/> -00 Residential real property L \$ <input type="text" value="0"/> -00 Collectables and personal use assets M \$ <input type="text" value="0"/> -00 Other assets O \$ <input type="text" value="107578"/> -00 |
|---|--|---|

15c Other investments

| | | | |
|-----------------|----------|-----------------------------------|-----|
| Crypto-Currency | N | \$ <input type="text" value="0"/> | -00 |
|-----------------|----------|-----------------------------------|-----|

15d Overseas direct investments

| | | | |
|---|----------|-----------------------------------|---|
| Overseas shares | P | \$ <input type="text" value="0"/> | -00 |
| Overseas non-residential real property | Q | \$ <input type="text" value="0"/> | -00 |
| Overseas residential real property | R | \$ <input type="text" value="0"/> | -00 |
| Overseas managed investments | S | \$ <input type="text" value="0"/> | -00 |
| Other overseas assets | T | \$ <input type="text" value="0"/> | -00 |
| TOTAL AUSTRALIAN AND OVERSEAS ASSETS | | U | \$ <input type="text" value="8823639"/> -00 |
| (Sum of labels A to T) | | | |

15e In-house assets

Did the fund have a loan to, lease to or investment in, related parties (known as in-house assets) at the end of the income year?

A No Yes \$ -00

Fund's tax file number (TFN)

15f Limited recourse borrowing arrangements

If the fund had an LRBA were the LRBA borrowings from a licensed financial institution? **A** No Yes

Did the members or related parties of the fund use personal guarantees or other security for the LRBA? **B** No Yes

16 LIABILITIES

| | | | |
|--|--|--|-----|
| Borrowings for limited recourse borrowing arrangements | V1 \$ <input type="text" value=""/> | -00 | |
| Permissible temporary borrowings | V2 \$ <input type="text" value=""/> | -00 | |
| Other borrowings | V3 \$ <input type="text" value=""/> | -00 | |
| | Borrowings | V \$ <input type="text" value="0"/> | -00 |
| Total member closing account balances (total of all CLOSING ACCOUNT BALANCES from Sections F and G) | W \$ <input type="text" value="8811570"/> | -00 | |
| Reserve accounts | X \$ <input type="text" value="0"/> | -00 | |
| Other liabilities | Y \$ <input type="text" value="12069"/> | -00 | |
| TOTAL LIABILITIES | Z \$ <input type="text" value="8823639"/> | -00 | |

Section I: Taxation of financial arrangements

17 Taxation of financial arrangements (TOFA)

Total TOFA gains **H** \$

Total TOFA losses **I** \$

Section J: Other information

Family trust election status

If the trust or fund has made, or is making, a family trust election, write the four-digit **income year specified** of the election (for example, for the 2022–23 income year, write **2023**). **A**

If revoking or varying a family trust election, print **R** for revoke or print **V** for variation, and complete and attach the *Family trust election, revocation or variation 2023*. **B**

Interposed entity election status

If the trust or fund has an existing election, write the earliest income year specified. If the trust or fund is making one or more elections this year, write the earliest income year being specified and complete an *Interposed entity election or revocation 2023* for each election. **C**

If revoking an interposed entity election, print **R**, and complete and attach the *Interposed entity election or revocation 2023*. **D**

Section K: **Declarations**

 Penalties may be imposed for false or misleading information in addition to penalties relating to any tax shortfalls.

Important

Before making this declaration check to ensure that all income has been disclosed and the annual return, all attached schedules and any additional documents are true and correct in every detail. If you leave labels blank, you will have specified a zero amount or the label was not applicable to you. If you are in doubt about any aspect of the annual return, place all the facts before the ATO.

Privacy

The ATO is authorised by the *Taxation Administration Act 1953* to request the provision of tax file numbers (TFNs). We will use the TFN to identify the entity in our records. It is not an offence not to provide the TFN. However if you do not provide the TFN, the processing of this form may be delayed.

Taxation law authorises the ATO to collect information and disclose it to other government agencies. For information about your privacy go to ato.gov.au/privacy

TRUSTEE'S OR DIRECTOR'S DECLARATION:

I declare that, the current trustees and directors have authorised this annual return and it is documented as such in the SMSF's records. I have received a copy of the audit report and are aware of any matters raised therein. The information on this annual return, including any attached schedules and additional documentation is true and correct.

Authorised trustee's, director's or public officer's signature

Date / /
Day / Month / Year

Preferred trustee or director contact details:

Title:

Family name

First given name

Other given names

Phone number

Email address

Non-individual trustee name (if applicable)

ABN of non-individual trustee

Time taken to prepare and complete this annual return Hrs

 The Commissioner of Taxation, as Registrar of the Australian Business Register, may use the ABN and business details which you provide on this annual return to maintain the integrity of the register. For further information, refer to the instructions.

TAX AGENT'S DECLARATION:

I declare that the *Self-managed superannuation fund annual return 2023* has been prepared in accordance with information provided by the trustees, that the trustees have given me a declaration stating that the information provided to me is true and correct, and that the trustees have authorised me to lodge this annual return.

Tax agent's signature

Date / /
Day / Month / Year

Tax agent's contact details

Title:

Family name

First given name

Other given names

Tax agent's practice

Tax agent's phone number

Reference number

Tax agent number

Kenrick Family Super Fund
Investment Revaluation as at 30 June 2023

| Investment | Price Date | Market Price | Quantity | Market Value | Change in Market Value | |
|---------------------------------------|---|--------------|-----------|---------------|------------------------|------------------|
| Listed Securities Market | | | | | | |
| AAC | Australian Agricultural Company Limited (ASX:AAC) | 30 Jun 2023 | 1.46000 | 155,563.00000 | 227,121.98 | (108,894.10) |
| BIS | Bisalloy Steel Group Limited (ASX:BIS) | 30 Jun 2023 | 1.78000 | 190,031.00000 | 338,255.18 | (38,085.73) |
| BLD | Boral Limited (ASX:BLD) | 30 Jun 2023 | 4.03000 | 35,000.00000 | 141,050.00 | 50,239.16 |
| CDA | Codan Limited (ASX:CDA) | 30 Jun 2023 | 8.03000 | 49,000.00000 | 393,470.00 | 242,589.32 |
| CSR | CSR Limited (ASX:CSR) | 30 Jun 2023 | 5.19000 | 52,000.00000 | 269,880.00 | 55,326.07 |
| CWP | Cedar Woods Properties Limited (ASX:CWP) | 30 Jun 2023 | 5.03000 | 78,900.00000 | 396,867.00 | 117,563.38 |
| DOW | Downer Edi Limited (ASX:DOW) | 30 Jun 2023 | 4.11000 | 62,943.00000 | 258,695.73 | (18,703.96) |
| ELD | Elders Limited (ASX:ELD) | 30 Jun 2023 | 6.58000 | 53,400.00000 | 351,372.00 | (291,424.91) |
| FBU | Fletcher Building Limited (ASX:FBU) | 30 Jun 2023 | 5.00000 | 40,500.00000 | 202,500.00 | 18,478.16 |
| GNC | Graincorp Limited (ASX:GNC) | 30 Jun 2023 | 7.83000 | 51,000.00000 | 399,330.00 | (95,182.26) |
| MIN | Mineral Resources Limited (ASX:MIN) | 30 Jun 2023 | 71.43000 | 1,050.00000 | 75,001.50 | (6,436.20) |
| MND | Monadelphous Group Limited (ASX:MND) | 30 Jun 2023 | 11.72000 | 30,500.00000 | 357,460.00 | 54,741.47 |
| ORG | Origin Energy Limited (ASX:ORG) | 30 Jun 2023 | 8.41000 | 31,500.00000 | 264,915.00 | 80,315.01 |
| ORI | Orica Limited (ASX:ORI) | 30 Jun 2023 | 14.83000 | 24,000.00000 | 355,920.00 | 33,710.40 |
| QUBHA | Qube Holdings Limited - Hybrid 3-Bbsw+3.90% (ASX:QUBHA) | 30 Jun 2023 | 100.60000 | 3,528.00000 | 354,916.80 | (6,703.20) |
| RFF | Rural Funds Group (ASX:RFF) | 30 Jun 2023 | 1.76500 | 262,742.00000 | 463,739.63 | (154,759.09) |
| RIC | Ridley Corporation Limited (ASX:RIC) | 30 Jun 2023 | 2.00000 | 172,500.00000 | 345,000.00 | 24,017.73 |
| SGP | Stockland (ASX:SGP) | 30 Jun 2023 | 4.03000 | 111,500.00000 | 449,345.00 | 71,842.08 |
| TGR | Tassal Group Limited (ASX:TGR) | 9 Nov 2022 | 5.22000 | 0.00000 | 0.00 | (56,636.39) |
| UMG | United Malt Group Limited (ASX:UMG) | 30 Jun 2023 | 4.40000 | 80,000.00000 | 352,000.00 | 118,108.47 |
| WBCPE | Westpac Banking Corporation - Cap Note 3-Bbsw+3.05% (ASX:WBCPE) | 15 Sep 2022 | 100.10000 | 0.00000 | 0.00 | (6,026.42) |
| WDS | Woodside Energy Group Limited (ASX:WDS) | 30 Jun 2023 | 34.44000 | 9,129.00000 | 314,402.76 | 15,263.63 |
| Listed Securities Market Total | | | | | 6,311,242.58 | 99,342.62 |
| Fund Total | | | | | 6,311,242.58 | 99,342.62 |

Kenrick Family Super Fund

Investment Income Comparison Report

For the period 1 July 2022 to 30 June 2023

| Payment Date | Income Type | Ledger Data | | | Announcement Data | | | | | |
|---|-------------|------------------|-----------------|--------|-------------------|----------------|-----------------|------------------|-----------------|--|
| | | Total Income | Tax Credits+ | Diff * | Quantity | Held < 45 Days | Amount Per Unit | Total Income | Tax Credits+ | |
| Cash At Bank | | | | | | | | | | |
| ANZ.BACCT: Cash at Bank - ANZ Negotiator | | | | | | | | | | |
| 15/07/2022 | Interest | 1,636.03 | 0.00 | | | | | | | |
| 15/08/2022 | Interest | 2,627.75 | 0.00 | | | | | | | |
| 15/09/2022 | Interest | 3,423.05 | 0.00 | | | | | | | |
| 14/10/2022 | Interest | 4,037.13 | 0.00 | | | | | | | |
| 15/11/2022 | Interest | 5,022.91 | 0.00 | | | | | | | |
| 15/12/2022 | Interest | 4,983.27 | 0.00 | | | | | | | |
| 13/01/2023 | Interest | 5,233.62 | 0.00 | | | | | | | |
| 15/02/2023 | Interest | 6,203.43 | 0.00 | | | | | | | |
| 15/03/2023 | Interest | 5,759.94 | 0.00 | | | | | | | |
| 14/04/2023 | Interest | 6,385.22 | 0.00 | | | | | | | |
| 15/05/2023 | Interest | 7,167.97 | 0.00 | | | | | | | |
| 15/06/2023 | Interest | 7,894.29 | 0.00 | | | | | | | |
| | | 60,374.61 | 0.00 | | | | | | | |
| ETR.BACCT: Cash at Bank - ANZ Cash Investment | | | | | | | | | | |
| 30/09/2022 | Interest | 0.13 | 0.00 | | | | | | | |
| 30/11/2022 | Interest | 0.16 | 0.00 | | | | | | | |
| | | 0.29 | 0.00 | | | | | | | |
| Total | | 60,374.90 | 0.00 | | | | | | | |
| Other Fixed Interest Securities | | | | | | | | | | |
| QUBHA: Qube Holdings Limited - Hybrid 3-Bbsw+3.90% (ASX:QUBHA) | | | | | | | | | | |
| 05/07/2022 | Interest | 3,640.19 | 0.00 | | 3,528 | 0 | 1.0318 | 3,640.19 | 0.00 | |
| 05/10/2022 | Interest | 5,125.48 | 0.00 | | 3,528 | 0 | 1.4528 | 5,125.48 | 0.00 | |
| 05/01/2023 | Interest | 5,998.66 | 0.00 | | 3,528 | 0 | 1.7003 | 5,998.66 | 0.00 | |
| 05/04/2023 | Interest | 6,251.62 | 0.00 | | 3,528 | 0 | 1.7720 | 6,251.62 | 0.00 | |
| | | 21,015.95 | 0.00 | | | | | 21,015.95 | 0.00 | |
| Total | | 21,015.95 | 0.00 | | | | | 21,015.95 | 0.00 | |
| Shares in Listed Companies | | | | | | | | | | |
| BIS: Bisalloy Steel Group Limited (ASX:BIS) | | | | | | | | | | |
| 28/10/2022 | Dividend | 15,392.79 | 6,596.91 | | 171,031 | 0 | 0.0900 | 15,392.79 | 6,596.91 | |
| 28/04/2023 | Dividend | 7,601.24 | 3,257.67 | | 190,031 | 0 | 0.0400 | 7,601.24 | 3,257.67 | |
| | | 22,994.03 | 9,854.58 | | | | | 22,994.03 | 9,854.58 | |
| CDA: Codan Limited (ASX:CDA) | | | | | | | | | | |
| 07/09/2022 | Dividend | 7,275.00 | 3,117.86 | | 48,500 | 0 | 0.1500 | 7,275.00 | 3,117.86 | |
| 10/03/2023 | Dividend | 6,300.00 | 2,700.00 | | 70,000 | 0 | 0.0900 | 6,300.00 | 2,700.00 | |
| | | 13,575.00 | 5,817.86 | | | | | 13,575.00 | 5,817.86 | |
| CSR: CSR Limited (ASX:CSR) | | | | | | | | | | |
| 01/07/2022 | Dividend | 7,380.00 | 3,162.86 | | 41,000 | 0 | 0.1800 | 7,380.00 | 3,162.86 | |
| 09/12/2022 | Dividend | 7,920.00 | 3,394.29 | | 48,000 | 0 | 0.1650 | 7,920.00 | 3,394.29 | |
| | | 15,300.00 | 6,557.15 | | | | | 15,300.00 | 6,557.15 | |

+Note: Tax Credits refer to franking credits for domestic income and foreign tax credits where the income is foreign in nature.

Kenrick Family Super Fund
Investment Income Comparison Report
For the period 1 July 2022 to 30 June 2023

| Payment Date | Income Type | Ledger Data | | | Diff * | Announcement Data | | | | |
|---|----------------|--------------|--------------|----------|---------|-------------------|-----------------|--------------|--------------|--|
| | | Total Income | Tax Credits+ | Quantity | | Held < 45 Days | Amount Per Unit | Total Income | Tax Credits+ | |
| CWP: Cedar Woods Properties Limited (ASX:CWP) | | | | | | | | | | |
| 28/10/2022 | Dividend | 11,730.65 | 5,027.42 | | 80,901 | 0 | 0.1450 | 11,730.64 | 5,027.42 | |
| 28/04/2023 | Dividend | 11,037.00 | 4,730.14 | | 84,900 | 0 | 0.1300 | 11,037.00 | 4,730.14 | |
| | | 22,767.65 | 9,757.56 | | | | | 22,767.64 | 9,757.56 | |
| DOW: Downer Edi Limited (ASX:DOW) | | | | | | | | | | |
| 28/09/2022 | Dividend | 4,073.16 | 0.00 | | 33,943 | 0 | 0.1200 | 4,073.16 | 0.00 | |
| 11/04/2023 | Dividend | 3,147.15 | 0.00 | | 62,943 | 0 | 0.0500 | 3,147.15 | 0.00 | |
| | | 7,220.31 | 0.00 | | | | | 7,220.31 | 0.00 | |
| ELD: Elders Limited (ASX:ELD) | | | | | | | | | | |
| 16/12/2022 | Dividend | 11,172.00 | 1,436.40 | | 39,900 | 0 | 0.2800 | 11,172.00 | 1,436.40 | |
| 22/06/2023 | Dividend | 10,672.00 | 1,372.11 | | 46,400 | 0 | 0.2300 | 10,672.00 | 1,372.11 | |
| | | 21,844.00 | 2,808.51 | | | | | 21,844.00 | 2,808.51 | |
| FBU: Fletcher Building Limited (ASX:FBU) | | | | | | | | | | |
| 06/10/2022 | Foreign Income | 5,929.01 | 889.35 | | 26,000 | 0 | 0.1938 | 5,929.01 | 889.35 | |
| 06/04/2023 | Foreign Income | 8,017.46 | 1,202.62 | * | 40,500 | 0 | 0.1683 | 8,017.47 | 1,202.62 | |
| | | 13,946.47 | 2,091.97 | | | | | 13,946.48 | 2,091.97 | |
| GNC: Graincorp Limited (ASX:GNC) | | | | | | | | | | |
| 21/07/2022 | Dividend | 9,600.00 | 4,114.29 | | 40,000 | 0 | 0.2400 | 9,600.00 | 4,114.29 | |
| 14/12/2022 | Dividend | 14,700.00 | 6,300.00 | | 49,000 | 0 | 0.3000 | 14,700.00 | 6,300.00 | |
| | | 24,300.00 | 10,414.29 | | | | | 24,300.00 | 10,414.29 | |
| MND: Monadelphous Group Limited (ASX:MND) | | | | | | | | | | |
| 30/09/2022 | Dividend | 7,625.00 | 3,267.86 | | 30,500 | 0 | 0.2500 | 7,625.00 | 3,267.86 | |
| 31/03/2023 | Dividend | 7,560.00 | 3,240.00 | | 31,500 | 0 | 0.2400 | 7,560.00 | 3,240.00 | |
| | | 15,185.00 | 6,507.86 | | | | | 15,185.00 | 6,507.86 | |
| ORG: Origin Energy Limited (ASX:ORG) | | | | | | | | | | |
| 30/09/2022 | Dividend | 5,692.50 | 1,829.73 | | 34,500 | 0 | 0.1650 | 5,692.50 | 1,829.73 | |
| 24/03/2023 | Dividend | 5,362.50 | 2,298.21 | | 32,500 | 0 | 0.1650 | 5,362.50 | 2,298.21 | |
| | | 11,055.00 | 4,127.94 | | | | | 11,055.00 | 4,127.94 | |
| ORI: Orica Limited (ASX:ORI) | | | | | | | | | | |
| 08/07/2022 | Dividend | 2,860.00 | 0.00 | | 22,000 | 0 | 0.1300 | 2,860.00 | 0.00 | |
| 22/12/2022 | Dividend | 6,050.00 | 0.00 | | 27,500 | 0 | 0.2200 | 6,050.00 | 0.00 | |
| | | 8,910.00 | 0.00 | | | | | 8,910.00 | 0.00 | |
| RIC: Ridley Corporation Limited (ASX:RIC) | | | | | | | | | | |
| 27/10/2022 | Dividend | 7,200.00 | 3,085.71 | | 180,000 | 0 | 0.0400 | 7,200.00 | 3,085.71 | |
| 27/04/2023 | Dividend | 6,900.00 | 2,957.14 | | 172,500 | 0 | 0.0400 | 6,900.00 | 2,957.14 | |
| | | 14,100.00 | 6,042.85 | | | | | 14,100.00 | 6,042.85 | |
| WBCPE: Westpac Banking Corporation - Cap Note 3-Bbsw+3.05% (ASX:WBCPE) | | | | | | | | | | |
| 20/07/2022 | Dividend | 322.53 | 138.23 | * | 1,300 | 0 | 0.2481 | 322.53 | 138.23 | |
| 23/09/2022 | Dividend | 776.36 | 332.73 | | 1,300 | 0 | 0.5972 | 776.36 | 332.73 | |
| | | 1,098.89 | 470.96 | | | | | 1,098.89 | 470.96 | |
| WDS: Woodside Energy Group Limited (ASX:WDS) | | | | | | | | | | |
| 06/10/2022 | Dividend | 11,802.93 | 5,058.40 | | 7,379 | 0 | 1.5995 | 11,802.93 | 5,058.40 | |
| 05/04/2023 | Dividend | 17,513.11 | 7,505.62 | | 8,129 | 0 | 2.1544 | 17,513.11 | 7,505.62 | |
| | | 29,316.04 | 12,564.02 | | | | | 29,316.04 | 12,564.02 | |

+Note: Tax Credits refer to franking credits for domestic income and foreign tax credits where the income is foreign in nature.

Kenrick Family Super Fund
Investment Income Comparison Report
For the period 1 July 2022 to 30 June 2023

| Payment Date | Income Type | Ledger Data | | | Announcement Data | | | | |
|---|--------------|-------------------|------------------|--------|-------------------|----------------|-----------------|-------------------|------------------|
| | | Total Income | Tax Credits+ | Diff * | Quantity | Held < 45 Days | Amount Per Unit | Total Income | Tax Credits+ |
| Total | | 221,612.39 | 77,015.55 | | | | | 221,612.39 | 77,015.55 |
| Stapled Securities | | | | | | | | | |
| RFF: Rural Funds Group (ASX:RFF) | | | | | | | | | |
| 29/09/2022 | Distribution | 5,402.90 | 0.00 | * | 184,242 | 0 | 0.0293 | 5,402.90 | 216.50 |
| 29/12/2022 | Distribution | 5,696.15 | 0.00 | * | 194,242 | 0 | 0.0293 | 5,696.15 | 228.25 |
| 30/03/2023 | Distribution | 6,282.65 | 0.00 | * | 214,242 | 0 | 0.0293 | 6,282.65 | 251.75 |
| 29/06/2023 | Distribution | 6,984.47 | 0.00 | * | 262,742 | 0 | 0.0293 | 7,704.91 | 308.75 |
| | | 24,366.17 | 0.00 | | | | | 25,086.61 | 1,005.25 |
| SGP: Stockland (ASX:SGP) | | | | | | | | | |
| 29/12/2022 | Distribution | 15,163.00 | 0.00 | | 128,500 | 0 | 0.1180 | 15,163.00 | 0.00 |
| 29/06/2023 | Distribution | 15,624.00 | 0.00 | | 108,500 | 0 | 0.1440 | 15,624.00 | 0.00 |
| | | 30,787.00 | 0.00 | | | | | 30,787.00 | 0.00 |
| Total | | 55,153.17 | 0.00 | | | | | 55,873.61 | 1,005.25 |

+Note: Tax Credits refer to franking credits for domestic income and foreign tax credits where the income is foreign in nature.

Kenrick Family Super Fund

Tax Accounting Reconciliation

For the period 1 July 2022 to 30 June 2023

| Operating Statement Profit vs. Provision for Income Tax | | 2023 |
|---|----------------------|--------------------------|
| | | \$ |
| Benefits Accrued as a Result of Operations before Income Tax | | 675,990.77 |
| <u>ADD:</u> | | |
| Taxable Capital Gains | | 99,535.00 |
| <u>LESS:</u> | | |
| Increase in Market Value | | 99,342.62 |
| Realised Capital Gains | | 143,605.50 |
| Distributed Capital Gains | | 2,537.24 |
| Non-Taxable Income | | 13,146.22 |
| Rounding | | 2.19 |
| Taxable Income or Loss | | <u>516,892.00</u> |
| | Income Amount | Tax Amount |
| Gross Tax @ 15% for Concessional Income | 516,892.00 | 77,533.80 |
| Gross Tax @ 45% for Net Non-Arm's Length Income | 0.00 | 0.00 |
| No-TFN Quoted Contributions @ 32% | 0.00 | 0.00 |
| Change in Carried Forward Losses | 0.00 | 0.00 |
| Provision for Income Tax | | <u>77,533.80</u> |

Provision for Income Tax vs. Income Tax Expense

| | |
|---------------------------------|-------------------------|
| Provision for Income Tax | 77,533.80 |
| Income Tax Expense | <u>77,533.80</u> |

Provision for Income Tax vs. Income Tax Payable

| | |
|--|---------------------------|
| Provision for Income Tax | 77,533.80 |
| <u>LESS:</u> | |
| Franking Credits | 75,620.11 |
| Foreign Tax Credits | 2,091.97 |
| Income Tax Instalments Paid | 71,771.00 |
| Income Tax Payable (Receivable) | <u>(71,949.28)</u> |

Exempt Current Pension Income Settings

| | |
|--------------------------------|---------|
| Pension Exempt % (Actuarial) | 0.0000% |
| Pension Exempt % (Expenses) | 0.0000% |
| Assets Segregated For Pensions | No |

Kenrick Family Super Fund
Statement of Taxable Income
For the Period from 1 July 2022 to 30 June 2023

| Description | Investment Reference | Date | Tax Return Ref. | Amount |
|---|--|-------------|-----------------|------------------|
| | | | | Section B |
| Income | | | | |
| Net Capital Gain | | | | |
| Gross Capital Gain - Shares & Units - Listed Shares | As Per Investment Disposals CGT Report | 30 Jun 2023 | A | 350,928.00 |
| Gross Capital Gain - Shares & Units - Listed Trusts | As Per Investment Disposals CGT Report | 30 Jun 2023 | A | 4,960.00 |
| Gross Capital Gain - Distributed Capital Gains from Trusts | As Per Investment Disposals CGT Report | 30 Jun 2023 | A | 2,537.00 |
| Deferred Capital Gain Realised | | 30 Jun 2023 | A | 0.00 |
| Less Capital Losses Applied | | 30 Jun 2023 | A | (209,123.00) |
| Less Discount | | 30 Jun 2023 | A | (49,767.00) |
| Total Net Capital Gain | | | A | 99,535.00 |
| Total Gross Rent and Other Leasing & Hiring Income | | | B | 0.00 |
| Gross Interest | | | | |
| TRANSFER FROM ATO ATO002000018193658 | | 05 Jun 2023 | C | 957.73 |
| CREDIT INTEREST PAID | ANZ.BACCT: Cash at Bank - ANZ Negotiator | 15 Jul 2022 | C | 1,636.03 |
| CREDIT INTEREST PAID | ANZ.BACCT: Cash at Bank - ANZ Negotiator | 15 Aug 2022 | C | 2,627.75 |
| CREDIT INTEREST PAID | ANZ.BACCT: Cash at Bank - ANZ Negotiator | 15 Sep 2022 | C | 3,423.05 |
| CREDIT INTEREST PAID | ANZ.BACCT: Cash at Bank - ANZ Negotiator | 14 Oct 2022 | C | 4,037.13 |
| CREDIT INTEREST PAID | ANZ.BACCT: Cash at Bank - ANZ Negotiator | 15 Nov 2022 | C | 5,022.91 |
| CREDIT INTEREST PAID | ANZ.BACCT: Cash at Bank - ANZ Negotiator | 15 Dec 2022 | C | 4,983.27 |
| CREDIT INTEREST PAID | ANZ.BACCT: Cash at Bank - ANZ Negotiator | 13 Jan 2023 | C | 5,233.62 |
| CREDIT INTEREST PAID | ANZ.BACCT: Cash at Bank - ANZ Negotiator | 15 Feb 2023 | C | 6,203.43 |
| CREDIT INTEREST PAID | ANZ.BACCT: Cash at Bank - ANZ Negotiator | 15 Mar 2023 | C | 5,759.94 |
| CREDIT INTEREST PAID | ANZ.BACCT: Cash at Bank - ANZ Negotiator | 14 Apr 2023 | C | 6,385.22 |
| CREDIT INTEREST PAID | ANZ.BACCT: Cash at Bank - ANZ Negotiator | 15 May 2023 | C | 7,167.97 |
| CREDIT INTEREST PAID | ANZ.BACCT: Cash at Bank - ANZ Negotiator | 15 Jun 2023 | C | 7,894.29 |
| CREDIT INTEREST PAID | ETR.BACCT: Cash at Bank - ANZ Cash Investment | 30 Sep 2022 | C | 0.13 |
| CREDIT INTEREST PAID | ETR.BACCT: Cash at Bank - ANZ Cash Investment | 30 Nov 2022 | C | 0.16 |
| QUBHA Interest Payment | QUBHA: Qube Holdings Limited - Hybrid 3-Bbsw+3.90% | 05 Jul 2022 | C | 3,640.19 |
| QUBHA Interest Payment | QUBHA: Qube Holdings Limited - Hybrid 3-Bbsw+3.90% | 05 Oct 2022 | C | 5,125.48 |
| QUBHA Interest Payment | QUBHA: Qube Holdings Limited - Hybrid 3-Bbsw+3.90% | 05 Jan 2023 | C | 5,998.66 |
| QUBHA Interest Payment | QUBHA: Qube Holdings Limited - Hybrid 3-Bbsw+3.90% | 05 Apr 2023 | C | 6,251.62 |
| Less Rounding | | | C | (0.58) |
| Total Gross Interest | | | C | 82,348.00 |
| Total Forestry Managed Investment Scheme Income | | | X | 0.00 |
| Net Foreign Income | | | | |
| FBU NZD 0.22, 0.03882353 SUP, 15% WHT, DRP SUSP | FBU: Fletcher Building Limited | 06 Oct 2022 | D | 5,929.01 |
| FBU NZD 0.18, 0.03176471 SUP, 15% WHT, DRP SUSP | FBU: Fletcher Building Limited | 06 Apr 2023 | D | 8,017.46 |
| Less Rounding | | | D | (0.47) |

Kenrick Family Super Fund
Statement of Taxable Income
For the Period from 1 July 2022 to 30 June 2023

| Description | Investment Reference | Date | Tax Return Ref. | Amount |
|---|--|-------------|-----------------|-------------------|
| Total Net Foreign Income | | | D | 13,946.00 |
| Total Australian Franking Credits from a New Zealand Company | | | E | 0.00 |
| Total Transfers from Foreign Funds | | | F | 0.00 |
| Total Gross Payments where ABN not quoted | | | H | 0.00 |
| Total Gross Distribution from Partnerships | | | I | 0.00 |
| Unfranked Dividend Amount | | | | |
| DOW AUD UNFRANKED, 0.0168 CFI, DRP SUSP | DOW: Downer Edi Limited | 28 Sep 2022 | J | 4,073.16 |
| DOW AUD UNFRANKED, 0.022 CFI, DRP SUSP | DOW: Downer Edi Limited | 11 Apr 2023 | J | 3,147.15 |
| ELD AUD 0.084 FRANKED, 30% CTR, NIL CFI, DRP NIL DISC | ELD: Elders Limited | 16 Dec 2022 | J | 7,820.40 |
| ELD AUD 0.069 FRANKED, 30% CTR, NIL CFI, DRP NIL DISC | ELD: Elders Limited | 22 Jun 2023 | J | 7,470.40 |
| ORG AUD 0.12375 FRANKED, 30% CTR, NIL CFI, DRP SUSP | ORG: Origin Energy Limited | 30 Sep 2022 | J | 1,423.12 |
| ORI AUD UNFRANKED, 0.13 CFI, DRP NIL DISC | ORI: Orica Limited | 08 Jul 2022 | J | 2,860.00 |
| ORI AUD UNFRANKED, 0.22 CFI, DRP NIL DISC | ORI: Orica Limited | 22 Dec 2022 | J | 6,050.00 |
| <i>Less Rounding</i> | | | J | (0.23) |
| Total Unfranked Dividend Amount | | | J | 32,844.00 |
| Franked Dividend Amount | | | | |
| BIS AUD 0.09 FRANKED, 30% CTR, DRP 5% DISC | BIS: Bisalloy Steel Group Limited | 28 Oct 2022 | K | 15,392.79 |
| BIS AUD 0.04 FRANKED, 30% CTR, DRP SUSP | BIS: Bisalloy Steel Group Limited | 28 Apr 2023 | K | 7,601.24 |
| CDA AUD 0.15 FRANKED, 30% CTR | CDA: Codan Limited | 07 Sep 2022 | K | 7,275.00 |
| CDA AUD 0.09 FRANKED, 30% CTR | CDA: Codan Limited | 10 Mar 2023 | K | 6,300.00 |
| CSR AUD 0.18 FRANKED, 30% CTR, DRP NIL DISC | CSR: CSR Limited | 01 Jul 2022 | K | 7,380.00 |
| CSR AUD 0.165 FRANKED, 30% CTR, DRP NIL DISC | CSR: CSR Limited | 09 Dec 2022 | K | 7,920.00 |
| CWP AUD 0.145 FRANKED, 30% CTR, DRP SUSP | CWP: Cedar Woods Properties Limited | 28 Oct 2022 | K | 11,730.65 |
| CWP AUD 0.13 FRANKED, 30% CTR, DRP SUSP | CWP: Cedar Woods Properties Limited | 28 Apr 2023 | K | 11,037.00 |
| ELD AUD 0.084 FRANKED, 30% CTR, NIL CFI, DRP NIL DISC | ELD: Elders Limited | 16 Dec 2022 | K | 3,351.60 |
| ELD AUD 0.069 FRANKED, 30% CTR, NIL CFI, DRP NIL DISC | ELD: Elders Limited | 22 Jun 2023 | K | 3,201.60 |
| GNC AUD 0.12 SPEC, 0.24 FRANKED, 30% CTR | GNC: Graincorp Limited | 21 Jul 2022 | K | 9,600.00 |
| GNC AUD 0.16 SPEC, 0.3 FRANKED, 30% CTR | GNC: Graincorp Limited | 14 Dec 2022 | K | 14,700.00 |
| MND AUD 0.25 FRANKED, 30% CTR, DRP NIL DISC | MND: Monadelphous Group Limited | 30 Sep 2022 | K | 7,625.00 |
| MND AUD 0.24 FRANKED, 30% CTR, DRP NIL DISC | MND: Monadelphous Group Limited | 31 Mar 2023 | K | 7,560.00 |
| ORG AUD 0.12375 FRANKED, 30% CTR, NIL CFI, DRP SUSP | ORG: Origin Energy Limited | 30 Sep 2022 | K | 4,269.38 |
| ORG AUD 0.165 FRANKED, 30% CTR, DRP SUSP | ORG: Origin Energy Limited | 24 Mar 2023 | K | 5,362.50 |
| RIC AUD 0.04 FRANKED, 30% CTR | RIC: Ridley Corporation Limited | 27 Oct 2022 | K | 7,200.00 |
| RIC AUD 0.04 FRANKED, 30% CTR | RIC: Ridley Corporation Limited | 27 Apr 2023 | K | 6,900.00 |
| WBCPE AUD 0.2481 FRANKED, 30% CTR | WBCPE: Westpac Banking Corporation - Cap Note 3-Bbsw+3.05% | 20 Jul 2022 | K | 322.53 |
| WBCPE AUD 0.5972 FRANKED, 30% CTR | WBCPE: Westpac Banking Corporation - Cap Note 3-Bbsw+3.05% | 23 Sep 2022 | K | 776.36 |
| WDS USD 1.09, 1.09 FRANKED, 30% CTR, DRP NIL DISC | WDS: Woodside Energy Group Limited | 06 Oct 2022 | K | 11,802.93 |
| WDS USD 1.44, 1.44 FRANKED, 30% CTR, DRP SUSP | WDS: Woodside Energy Group Limited | 05 Apr 2023 | K | 17,513.11 |
| <i>Less Rounding</i> | | | K | (0.69) |
| Total Franked Dividend Amount | | | K | 174,821.00 |
| Dividend Franking Credit | | | | |

Kenrick Family Super Fund
Statement of Taxable Income
For the Period from 1 July 2022 to 30 June 2023

| Description | Investment Reference | Date | Tax Return Ref. | Amount |
|---|--|-------------|-----------------|------------------|
| BIS AUD 0.09 FRANKED, 30% CTR, DRP 5% DISC | BIS: Bisalloy Steel Group Limited | 28 Oct 2022 | L | 6,596.91 |
| BIS AUD 0.04 FRANKED, 30% CTR, DRP SUSP | BIS: Bisalloy Steel Group Limited | 28 Apr 2023 | L | 3,257.67 |
| CDA AUD 0.15 FRANKED, 30% CTR | CDA: Codan Limited | 07 Sep 2022 | L | 3,117.86 |
| CDA AUD 0.09 FRANKED, 30% CTR | CDA: Codan Limited | 10 Mar 2023 | L | 2,700.00 |
| CSR AUD 0.18 FRANKED, 30% CTR, DRP NIL DISC | CSR: CSR Limited | 01 Jul 2022 | L | 3,162.86 |
| CSR AUD 0.165 FRANKED, 30% CTR, DRP NIL DISC | CSR: CSR Limited | 09 Dec 2022 | L | 3,394.29 |
| CWP AUD 0.145 FRANKED, 30% CTR, DRP SUSP | CWP: Cedar Woods Properties Limited | 28 Oct 2022 | L | 5,027.42 |
| CWP AUD 0.13 FRANKED, 30% CTR, DRP SUSP | CWP: Cedar Woods Properties Limited | 28 Apr 2023 | L | 4,730.14 |
| ELD AUD 0.084 FRANKED, 30% CTR, NIL CFI, DRP NIL DISC | ELD: Elders Limited | 16 Dec 2022 | L | 1,436.40 |
| ELD AUD 0.069 FRANKED, 30% CTR, NIL CFI, DRP NIL DISC | ELD: Elders Limited | 22 Jun 2023 | L | 1,372.11 |
| GNC AUD 0.12 SPEC, 0.24 FRANKED, 30% CTR | GNC: Graincorp Limited | 21 Jul 2022 | L | 4,114.29 |
| GNC AUD 0.16 SPEC, 0.3 FRANKED, 30% CTR | GNC: Graincorp Limited | 14 Dec 2022 | L | 6,300.00 |
| MND AUD 0.25 FRANKED, 30% CTR, DRP NIL DISC | MND: Monadelphous Group Limited | 30 Sep 2022 | L | 3,267.86 |
| MND AUD 0.24 FRANKED, 30% CTR, DRP NIL DISC | MND: Monadelphous Group Limited | 31 Mar 2023 | L | 3,240.00 |
| ORG AUD 0.12375 FRANKED, 30% CTR, NIL CFI, DRP SUSP | ORG: Origin Energy Limited | 30 Sep 2022 | L | 1,829.73 |
| ORG AUD 0.165 FRANKED, 30% CTR, DRP SUSP | ORG: Origin Energy Limited | 24 Mar 2023 | L | 2,298.21 |
| RIC AUD 0.04 FRANKED, 30% CTR | RIC: Ridley Corporation Limited | 27 Oct 2022 | L | 3,085.71 |
| RIC AUD 0.04 FRANKED, 30% CTR | RIC: Ridley Corporation Limited | 27 Apr 2023 | L | 2,957.14 |
| WBCPE AUD 0.2481 FRANKED, 30% CTR | WBCPE: Westpac Banking Corporation - Cap Note 3-Bbsw+3.05% | 20 Jul 2022 | L | 138.23 |
| WBCPE AUD 0.5972 FRANKED, 30% CTR | WBCPE: Westpac Banking Corporation - Cap Note 3-Bbsw+3.05% | 23 Sep 2022 | L | 332.73 |
| WDS USD 1.09, 1.09 FRANKED, 30% CTR, DRP NIL DISC | WDS: Woodside Energy Group Limited | 06 Oct 2022 | L | 5,058.40 |
| WDS USD 1.44, 1.44 FRANKED, 30% CTR, DRP SUSP | WDS: Woodside Energy Group Limited | 05 Apr 2023 | L | 7,505.62 |
| <i>Less Rounding</i> | | | L | (0.58) |
| Total Dividend Franking Credit | | | L | 74,923.00 |
| Gross Trust Distributions | | | | |
| Distribution - Tax Statement | RFF: Rural Funds Group | 29 Sep 2022 | M | (890.75) |
| RFF AUD 0.002742 FRANKED, 30% CTR, DRP 1.5% DISC | RFF: Rural Funds Group | 29 Sep 2022 | M | 5,402.90 |
| Distribution - Tax Statement | RFF: Rural Funds Group | 29 Dec 2022 | M | (939.12) |
| RFF AUD 0.002742 FRANKED, 30% CTR, DRP 1.5% DISC | RFF: Rural Funds Group | 29 Dec 2022 | M | 5,696.15 |
| Distribution - Tax Statement | RFF: Rural Funds Group | 30 Mar 2023 | M | (1,035.80) |
| RFF AUD 0.002742 FRANKED, 30% CTR, DRP 1.5% DISC | RFF: Rural Funds Group | 30 Mar 2023 | M | 6,282.65 |
| Distribution - Tax Statement | RFF: Rural Funds Group | 29 Jun 2023 | M | (1,151.50) |
| RFF AUD 0.002742 FRANKED, 30% CTR, DRP 1.5% DISC | RFF: Rural Funds Group | 29 Jun 2023 | M | 6,984.47 |
| Distribution - Tax Statement | SGP: Stockland | 29 Dec 2022 | M | (5,402.75) |
| SGP Distribution - Cash | SGP: Stockland | 29 Dec 2022 | M | 15,163.00 |
| Distribution - Tax Statement | SGP: Stockland | 29 Jun 2023 | M | (5,567.01) |
| SGP Distribution - Cash | SGP: Stockland | 29 Jun 2023 | M | 15,624.00 |
| <i>Less Rounding</i> | | | M | (0.24) |
| Total Gross Trust Distributions | | | M | 40,166.00 |
| Total Assessable Employer Contributions | | | R1 | 0.00 |
| Total Assessable Personal Contributions | | | R2 | 0.00 |

Kenrick Family Super Fund
Statement of Taxable Income
For the Period from 1 July 2022 to 30 June 2023

| Description | Investment Reference | Date | Tax Return Ref. | Amount |
|---|--|-------------|-------------------------|-------------------|
| Total No-TFN quoted contributions | | | R3 | 0.00 |
| Total Transfer of Liability to life insurance company or PST | | | R6 | 0.00 |
| Total Assessable Contributions | | | R | 0.00 |
| Total Other Income | | | S | 0.00 |
| Total Assessable Income Due to Changed Tax Status of Fund | | | T | 0.00 |
| Total Net Non-arm's Length Income | | | U | 0.00 |
| Total Exempt Current Pension Income | | | Y | 0.00 |
| Total Assessable Income | | | | 518,583.00 |
| <u>Deductions</u> | | | <u>Section C</u> | |
| Total Interest Expenses within Australia | | | A | 0.00 |
| Total Interest Expenses Overseas | | | B | 0.00 |
| Total Capital Works Deductions | | | D | 0.00 |
| Total Deduction for Decline in Value of Depreciating Assets | | | E | 0.00 |
| Total Death or Disability Premiums | | | F | 0.00 |
| Total Death Benefit Increase | | | G | 0.00 |
| Approved Auditor Fee | | | | |
| ANZ INTERNET BANKING PAYMENT 739766 TO SMSF Australia Pty Ltd | | 22 Nov 2022 | H | 330.00 |
| Total Approved Auditor Fee | | | H | 330.00 |
| Investment Expenses | | | | |
| 1 EXCESS INTERNET/ONLINE TRANSACTIONS - FEE | ANZ.BACCT: Cash at Bank - ANZ Negotiator | 15 Jul 2022 | I | 0.20 |
| 2 EXCESS EFTPOS PHONE BANKING AUTOMATIC TRANSACTIONS - FEE | ANZ.BACCT: Cash at Bank - ANZ Negotiator | 15 Jul 2022 | I | 0.40 |
| 5 EXCESS EFTPOS PHONE BANKING AUTOMATIC TRANSACTIONS - FEE | ANZ.BACCT: Cash at Bank - ANZ Negotiator | 14 Oct 2022 | I | 1.00 |
| 2 EXCESS EFTPOS PHONE BANKING AUTOMATIC TRANSACTIONS - FEE | ANZ.BACCT: Cash at Bank - ANZ Negotiator | 15 Dec 2022 | I | 0.40 |
| 2 EXCESS EFTPOS PHONE BANKING AUTOMATIC TRANSACTIONS - FEE | ANZ.BACCT: Cash at Bank - ANZ Negotiator | 14 Apr 2023 | I | 0.40 |
| 1 EXCESS EFTPOS PHONE BANKING AUTOMATIC TRANSACTIONS - FEE | ANZ.BACCT: Cash at Bank - ANZ Negotiator | 15 May 2023 | I | 0.20 |
| <i>Less Rounding</i> | | | I | (0.60) |
| Total Investment Expenses | | | I | 2.00 |
| Management and Administration Expenses | | | | |
| ANZ INTERNET BANKING PAYMENT 739766 TO SMSF Australia Pty Ltd | | 22 Nov 2022 | J | 1,100.00 |
| Total Management and Administration Expenses | | | J | 1,100.00 |
| Total Forestry Managed Investment Scheme Deduction | | | U | 0.00 |
| Other Deductions | | | | |
| ANZ INTERNET BANKING BPAY TAX OFFICE PAYMENT {660107} | | 29 Nov 2022 | L | 259.00 |
| Total Other Deductions | | | L | 259.00 |

Kenrick Family Super Fund
Statement of Taxable Income
For the Period from 1 July 2022 to 30 June 2023

| Description | Investment Reference | Date | Tax Return Ref. | Amount |
|----------------------------------|----------------------|-------------|-----------------|-------------------|
| Tax Losses Deducted | | | | |
| Tax Losses Brought Forward | | 30 Jun 2023 | M | 0.00 |
| Less Net Exempt Income | | 30 Jun 2023 | M | 0.00 |
| Total Tax Losses Deducted | | | M | 0.00 |
| Total Deductions | | | | 1,691.00 |
| Taxable Income or Loss | | (V - N) | O | 516,892.00 |

Income Tax Calculation Statement

Section D

Gross Tax

| | | | | |
|---|--|-------------|----|------------------|
| Gross Tax @ 15% for Concessional Income | | 30 Jun 2023 | T1 | 77,533.80 |
| Gross Tax @ 45% for Net Non-Arm's Length Income | | 30 Jun 2023 | T1 | 0.00 |
| No-TFN Quoted Contributions @ 32% | | 30 Jun 2023 | J | 0.00 |
| Total Gross Tax | | | | 77,533.80 |

Credit: Foreign Tax Income Offset

| | | | | |
|---|--------------------------------|-------------|-----------|-----------------|
| FBU NZD 0.22, 0.03882353 SUP, 15% WHT, DRP SUSP | FBU: Fletcher Building Limited | 06 Oct 2022 | C1 | 889.35 |
| FBU NZD 0.18, 0.03176471 SUP, 15% WHT, DRP SUSP | FBU: Fletcher Building Limited | 06 Apr 2023 | C1 | 1,202.62 |
| Less Rounding | | | C1 | 0.00 |
| Total Credit: Foreign Tax Income Offset | | | C1 | 2,091.97 |

Total Credit: Rebates and Tax Offset

| | | | | |
|---|--|--|-----------|------------------|
| Total Credit: Rebates and Tax Offset | | | C2 | 0.00 |
| Rebates and Offsets | | | C | 2,091.97 |
| SUBTOTAL | | | | 75,441.83 |

Credit: Refundable Franking Credits

| | | | | |
|---|-------------------------------------|-------------|----|----------|
| BIS AUD 0.09 FRANKED, 30% CTR, DRP 5% DISC | BIS: Bisalloy Steel Group Limited | 28 Oct 2022 | E1 | 6,596.91 |
| BIS AUD 0.04 FRANKED, 30% CTR, DRP SUSP | BIS: Bisalloy Steel Group Limited | 28 Apr 2023 | E1 | 3,257.67 |
| CDA AUD 0.15 FRANKED, 30% CTR | CDA: Codan Limited | 07 Sep 2022 | E1 | 3,117.86 |
| CDA AUD 0.09 FRANKED, 30% CTR | CDA: Codan Limited | 10 Mar 2023 | E1 | 2,700.00 |
| CSR AUD 0.18 FRANKED, 30% CTR, DRP NIL DISC | CSR: CSR Limited | 01 Jul 2022 | E1 | 3,162.86 |
| CSR AUD 0.165 FRANKED, 30% CTR, DRP NIL DISC | CSR: CSR Limited | 09 Dec 2022 | E1 | 3,394.29 |
| CWP AUD 0.145 FRANKED, 30% CTR, DRP SUSP | CWP: Cedar Woods Properties Limited | 28 Oct 2022 | E1 | 5,027.42 |
| CWP AUD 0.13 FRANKED, 30% CTR, DRP SUSP | CWP: Cedar Woods Properties Limited | 28 Apr 2023 | E1 | 4,730.14 |
| ELD AUD 0.084 FRANKED, 30% CTR, NIL CFI, DRP NIL DISC | ELD: Elders Limited | 16 Dec 2022 | E1 | 1,436.40 |
| ELD AUD 0.069 FRANKED, 30% CTR, NIL CFI, DRP NIL DISC | ELD: Elders Limited | 22 Jun 2023 | E1 | 1,372.11 |
| GNC AUD 0.12 SPEC, 0.24 FRANKED, 30% CTR | GNC: Graincorp Limited | 21 Jul 2022 | E1 | 4,114.29 |
| GNC AUD 0.16 SPEC, 0.3 FRANKED, 30% CTR | GNC: Graincorp Limited | 14 Dec 2022 | E1 | 6,300.00 |
| MND AUD 0.25 FRANKED, 30% CTR, DRP NIL DISC | MND: Monadelphous Group Limited | 30 Sep 2022 | E1 | 3,267.86 |
| MND AUD 0.24 FRANKED, 30% CTR, DRP NIL DISC | MND: Monadelphous Group Limited | 31 Mar 2023 | E1 | 3,240.00 |
| ORG AUD 0.12375 FRANKED, 30% CTR, NIL CFI, DRP SUSP | ORG: Origin Energy Limited | 30 Sep 2022 | E1 | 1,829.73 |
| ORG AUD 0.165 FRANKED, 30% CTR, DRP SUSP | ORG: Origin Energy Limited | 24 Mar 2023 | E1 | 2,298.21 |
| Distribution - Tax Statement | RFF: Rural Funds Group | 29 Sep 2022 | E1 | 154.45 |
| Distribution - Tax Statement | RFF: Rural Funds Group | 29 Dec 2022 | E1 | 162.82 |
| Distribution - Tax Statement | RFF: Rural Funds Group | 30 Mar 2023 | E1 | 179.60 |

Kenrick Family Super Fund
Statement of Taxable Income
For the Period from 1 July 2022 to 30 June 2023

| Description | Investment Reference | Date | Tax Return Ref. | Amount |
|---|--|-------------|-----------------|--------------------|
| Distribution - Tax Statement | RFF: Rural Funds Group | 29 Jun 2023 | E1 | 199.66 |
| RIC AUD 0.04 FRANKED, 30% CTR | RIC: Ridley Corporation Limited | 27 Oct 2022 | E1 | 3,085.71 |
| RIC AUD 0.04 FRANKED, 30% CTR | RIC: Ridley Corporation Limited | 27 Apr 2023 | E1 | 2,957.14 |
| WBCPE AUD 0.2481 FRANKED, 30% CTR | WBCPE: Westpac Banking Corporation - Cap Note 3-Bbsw+3.05% | 20 Jul 2022 | E1 | 138.23 |
| WBCPE AUD 0.5972 FRANKED, 30% CTR | WBCPE: Westpac Banking Corporation - Cap Note 3-Bbsw+3.05% | 23 Sep 2022 | E1 | 332.73 |
| WDS USD 1.09, 1.09 FRANKED, 30% CTR, DRP NIL DISC | WDS: Woodside Energy Group Limited | 06 Oct 2022 | E1 | 5,058.40 |
| WDS USD 1.44, 1.44 FRANKED, 30% CTR, DRP SUSP | WDS: Woodside Energy Group Limited | 05 Apr 2023 | E1 | 7,505.62 |
| Total Credit: Refundable Franking Credits | | | E1 | 75,620.11 |
| Total Credit: No-TFN Tax Offset | | | E2 | 0.00 |
| Total Credit: Refundable National Rental Affordability Scheme Tax Offset | | | E3 | 0.00 |
| Total Credit: Interest on Early Payments | | | H1 | 0.00 |
| Total Credit: Foreign Resident Withholding | | | H2 | 0.00 |
| Total Credit: ABN/TFN Not Quoted (Non-Individual) | | | H3 | 0.00 |
| Total Credit: Interest on No-TFN Tax Offset | | | H6 | 0.00 |
| Total Eligible Credits | | | | 0.00 |
| Net Tax Payable | | | | (178.28) |
| PAYG Instalments Raised | | | | |
| PAYG SEPT | | 30 Sep 2022 | K | 585.00 |
| PAYG DEC | | 31 Dec 2022 | K | 35,300.00 |
| PAYG MARCH | | 31 Mar 2023 | K | 17,943.00 |
| PAYG JUNE | | 30 Jun 2023 | K | 17,943.00 |
| Total PAYG Instalments Raised | | | K | 71,771.00 |
| Total Supervisory Levy | | | L | 259.00 |
| Total Supervisory Levy Adjustment for Wound Up Funds | | | M | 0.00 |
| Total Supervisory Levy Adjustment for New Funds | | | N | 0.00 |
| Total Amount Due / (Refundable) | | | | (71,690.28) |

Kenrick Family Super Fund

Members Summary Report - For the period 1/07/2022 to 30/06/2023

| Member's Detail | Opening Balance | Increases | | | | Decreases | | | | | Closing Balance |
|--|-----------------|-----------|---------|------------|----------|-------------|------|----------|----------|----------|-----------------|
| | | Contrib | Tran In | Profit | Ins Proc | Tax | Exp | Ins Prem | Tran Out | Ben Paid | |
| Mr Robert Kenrick | | | | | | | | | | | |
| 5 Goldsack Street Glen Osmond SA 5064 | | | | | | | | | | | |
| Accumulation Accumulation | 4,261,239.54 | 0.00 | 0.00 | 350,726.71 | 0.00 | (40,227.17) | 0.00 | 0.00 | 0.00 | 0.00 | 4,571,739.08 |
| | 4,261,239.54 | 0.00 | 0.00 | 350,726.71 | 0.00 | (40,227.17) | 0.00 | 0.00 | 0.00 | 0.00 | 4,571,739.08 |
| Ms Wai Kenrick | | | | | | | | | | | |
| 5 Goldsack Street Glen Osmond SA 5064 | | | | | | | | | | | |
| Accumulation Accumulation | 3,951,874.25 | 0.00 | 0.00 | 325,264.06 | 0.00 | (37,306.63) | 0.00 | 0.00 | 0.00 | 0.00 | 4,239,831.68 |
| | 3,951,874.25 | 0.00 | 0.00 | 325,264.06 | 0.00 | (37,306.63) | 0.00 | 0.00 | 0.00 | 0.00 | 4,239,831.68 |
| | 8,213,113.79 | 0.00 | 0.00 | 675,990.77 | 0.00 | (77,533.80) | 0.00 | 0.00 | 0.00 | 0.00 | 8,811,570.76 |

Kenrick Family Super Fund

Investment Summary as at 30 June 2023

| Investment | Units | Average Cost Price | Market Price | Accounting Cost | Market Value | Unrealised Accounting Gain/(Loss) | Accounting Gain/(Loss) (%) | Portfolio Weight (%) |
|---|---------------|--------------------|--------------|---------------------|---------------------|-----------------------------------|----------------------------|----------------------|
| <u>Bank</u> | | | | | | | | |
| Cash at Bank - ANZ Cash Investment | | | | 98,368.76 | 98,368.76 | | | 1.13% |
| Cash at Bank - ANZ Negotiator | | | | 2,306,451.37 | 2,306,451.37 | | | 26.46% |
| | | | | 2,404,820.13 | 2,404,820.13 | | | 27.59% |
| <u>Listed Securities Market</u> | | | | | | | | |
| Australian Agricultural Company Limited (ASX:AAC) | 155,563.00000 | 1.6865 | 1.4600 | 262,354.26 | 227,121.98 | (35,232.28) | (13.43)% | 2.61% |
| Bisalloy Steel Group Limited (ASX:BIS) | 190,031.00000 | 0.8611 | 1.7800 | 163,640.30 | 338,255.18 | 174,614.88 | 106.71% | 3.88% |
| Boral Limited (ASX:BLD) | 35,000.00000 | 3.6306 | 4.0300 | 127,070.09 | 141,050.00 | 13,979.91 | 11.00% | 1.62% |
| Codan Limited (ASX:CDA) | 49,000.00000 | 4.3921 | 8.0300 | 215,213.86 | 393,470.00 | 178,256.14 | 82.83% | 4.51% |
| CSR Limited (ASX:CSR) | 52,000.00000 | 5.0790 | 5.1900 | 264,108.66 | 269,880.00 | 5,771.34 | 2.19% | 3.10% |
| Cedar Woods Properties Limited (ASX:CWP) | 78,900.00000 | 5.0492 | 5.0300 | 398,384.47 | 396,867.00 | (1,517.47) | (0.38)% | 4.55% |
| Downer Edi Limited (ASX:DOW) | 62,943.00000 | 4.8540 | 4.1100 | 305,523.64 | 258,695.73 | (46,827.91) | (15.33)% | 2.97% |
| Elders Limited (ASX:ELD) | 53,400.00000 | 8.7682 | 6.5800 | 468,219.83 | 351,372.00 | (116,847.83) | (24.96)% | 4.03% |
| Fletcher Building Limited (ASX:FBU) | 40,500.00000 | 4.6067 | 5.0000 | 186,571.00 | 202,500.00 | 15,929.00 | 8.54% | 2.32% |
| Graincorp Limited (ASX:GNC) | 51,000.00000 | 5.4388 | 7.8300 | 277,377.54 | 399,330.00 | 121,952.46 | 43.97% | 4.58% |
| Mineral Resources Limited (ASX:MIN) | 1,050.00000 | 77.5597 | 71.4300 | 81,437.70 | 75,001.50 | (6,436.20) | (7.90)% | 0.86% |
| Monadelphous Group Limited (ASX:MND) | 30,500.00000 | 10.4743 | 11.7200 | 319,466.41 | 357,460.00 | 37,993.59 | 11.89% | 4.10% |
| Origin Energy Limited (ASX:ORG) | 31,500.00000 | 4.3609 | 8.4100 | 137,366.98 | 264,915.00 | 127,548.02 | 92.85% | 3.04% |
| Orica Limited (ASX:ORI) | 24,000.00000 | 14.5738 | 14.8300 | 349,770.22 | 355,920.00 | 6,149.78 | 1.76% | 4.08% |
| Qube Holdings Limited - Hybrid 3-Bbsw+3.90% (ASX:QUBHA) | 3,528.00000 | 106.2733 | 100.6000 | 374,932.21 | 354,916.80 | (20,015.41) | (5.34)% | 4.07% |
| Rural Funds Group (ASX:RFF) | 262,742.00000 | 2.1175 | 1.7650 | 556,368.83 | 463,739.63 | (92,629.20) | (16.65)% | 5.32% |
| Ridley Corporation Limited (ASX:RIC) | 172,500.00000 | 1.0777 | 2.0000 | 185,901.78 | 345,000.00 | 159,098.22 | 85.58% | 3.96% |
| Stockland (ASX:SGP) | 111,500.00000 | 3.3816 | 4.0300 | 377,049.98 | 449,345.00 | 72,295.02 | 19.17% | 5.16% |
| United Malt Group Limited (ASX:UMG) | 80,000.00000 | 3.9742 | 4.4000 | 317,932.28 | 352,000.00 | 34,067.72 | 10.72% | 4.04% |

Kenrick Family Super Fund
Investment Summary as at 30 June 2023

| Investment | Units | Average Cost Price | Market Price | Accounting Cost | Market Value | Unrealised Accounting Gain/(Loss) | Accounting Gain/(Loss) (%) | Portfolio Weight (%) |
|---|-------------|--------------------------|-----------------|---------------------|---------------------|---|----------------------------------|----------------------------|
| <u>Listed Securities Market</u> | | | | | | | | |
| Woodside Energy Group Limited (ASX:WDS) | 9,129.00000 | 26.3515 | 34.4400 | 240,562.55 | 314,402.76 | 73,840.21 | 30.69% | 3.61% |
| | | | | 5,609,252.59 | 6,311,242.58 | 701,989.99 | 12.51% | 72.41% |
| | | | | 8,014,072.72 | 8,716,062.71 | 701,989.99 | 8.76% | 100.00% |

The accounting cost is the original cost base adjusted by any subsequent capital call/improvement or capital return transactions. In many cases, it is not the same as the adjusted or reduced cost base, or the reset cost base resulting from the CGT relief. To view the tax cost base and unrealised gain/(loss) for tax purposes refer to the Unrealised Capital Gains Report or change the report parameter to tax cost base.

Kenrick Family Super Fund
Investment Income Summary
For the period 1 July 2022 to 30 June 2023

| Total Income | Add | | | Less | | | | | Taxable Income (excluding Capital Gains) | Indexed Capital Gains * | Discounted Capital Gains * | Other Capital Gains * | CGT Concession Amount * |
|--|---------------------|--------------------|----------------|-------------|---------------|-----------------|---------------------------------|-------------|--|-------------------------------|----------------------------------|-----------------------------|-------------------------------|
| | Franking Credits | Foreign Credits | TFN Credits | Tax Free | Tax Exempt | Tax Deferred | Distributed Capital Gains | GST | | | | | |
| <u>Bank</u> | | | | | | | | | | | | | |
| Cash at Bank - ANZ Cash Investment | | | | | | | | | | | | | |
| 0.29 | 0.00 | 0.00 | 0.00 | 0.00 | 0.00 | 0.00 | 0.00 | 0.00 | 0.29 | 0.00 | 0.00 | 0.00 | 0.00 |
| Cash at Bank - ANZ Negotiator | | | | | | | | | | | | | |
| 60,374.61 | 0.00 | 0.00 | 0.00 | 0.00 | 0.00 | 0.00 | 0.00 | 0.00 | 60,374.61 | 0.00 | 0.00 | 0.00 | 0.00 |
| 60,374.90 | 0.00 | 0.00 | 0.00 | 0.00 | 0.00 | 0.00 | 0.00 | 0.00 | 60,374.90 | 0.00 | 0.00 | 0.00 | 0.00 |
| <u>Listed Securities Market</u> | | | | | | | | | | | | | |
| Bisalloy Steel Group Limited (ASX:BIS) | | | | | | | | | | | | | |
| 22,994.03 | 9,854.58 | 0.00 | 0.00 | 0.00 | 0.00 | 0.00 | 0.00 | 0.00 | 32,848.61 | 0.00 | 0.00 | 0.00 | 0.00 |
| Cedar Woods Properties Limited (ASX:CWP) | | | | | | | | | | | | | |
| 22,767.65 | 9,757.56 | 0.00 | 0.00 | 0.00 | 0.00 | 0.00 | 0.00 | 0.00 | 32,525.21 | 0.00 | 0.00 | 0.00 | 0.00 |
| Codan Limited (ASX:CDA) | | | | | | | | | | | | | |
| 13,575.00 | 5,817.86 | 0.00 | 0.00 | 0.00 | 0.00 | 0.00 | 0.00 | 0.00 | 19,392.86 | 0.00 | 0.00 | 0.00 | 0.00 |
| CSR Limited (ASX:CSR) | | | | | | | | | | | | | |
| 15,300.00 | 6,557.15 | 0.00 | 0.00 | 0.00 | 0.00 | 0.00 | 0.00 | 0.00 | 21,857.15 | 0.00 | 0.00 | 0.00 | 0.00 |
| Downer Edi Limited (ASX:DOW) | | | | | | | | | | | | | |
| 7,220.31 | 0.00 | 0.00 | 0.00 | 0.00 | 0.00 | 0.00 | 0.00 | 0.00 | 7,220.31 | 0.00 | 0.00 | 0.00 | 0.00 |
| Elders Limited (ASX:ELD) | | | | | | | | | | | | | |
| 21,844.00 | 2,808.51 | 0.00 | 0.00 | 0.00 | 0.00 | 0.00 | 0.00 | 0.00 | 24,652.51 | 0.00 | 0.00 | 0.00 | 0.00 |
| Fletcher Building Limited (ASX:FBU) | | | | | | | | | | | | | |
| 11,854.50 | 0.00 | 2,091.97 | 0.00 | 0.00 | 0.00 | 0.00 | 0.00 | 0.00 | 13,946.47 | 0.00 | 0.00 | 0.00 | 0.00 |
| Graincorp Limited (ASX:GNC) | | | | | | | | | | | | | |
| 24,300.00 | 10,414.29 | 0.00 | 0.00 | 0.00 | 0.00 | 0.00 | 0.00 | 0.00 | 34,714.29 | 0.00 | 0.00 | 0.00 | 0.00 |
| Monadelphous Group Limited (ASX:MND) | | | | | | | | | | | | | |

Kenrick Family Super Fund
Investment Income Summary
For the period 1 July 2022 to 30 June 2023

| Total Income | Add | | | Less | | | | | Taxable Income (excluding Capital Gains) | Indexed Capital Gains * | Discounted Capital Gains * | Other Capital Gains * | CGT Concession Amount * |
|---|------------------|-----------------|-------------|-------------|------------------|--------------|---------------------------|-------------|--|-------------------------|----------------------------|-----------------------|-------------------------|
| | Franking Credits | Foreign Credits | TFN Credits | Tax Free | Tax Exempt | Tax Deferred | Distributed Capital Gains | GST | | | | | |
| 15,185.00 | 6,507.86 | 0.00 | 0.00 | 0.00 | 0.00 | 0.00 | 0.00 | 0.00 | 21,692.86 | 0.00 | 0.00 | 0.00 | 0.00 |
| Orica Limited (ASX:ORI) | | | | | | | | | | | | | |
| 8,910.00 | 0.00 | 0.00 | 0.00 | 0.00 | 0.00 | 0.00 | 0.00 | 0.00 | 8,910.00 | 0.00 | 0.00 | 0.00 | 0.00 |
| Origin Energy Limited (ASX:ORG) | | | | | | | | | | | | | |
| 11,055.00 | 4,127.94 | 0.00 | 0.00 | 0.00 | 0.00 | 0.00 | 0.00 | 0.00 | 15,182.94 | 0.00 | 0.00 | 0.00 | 0.00 |
| Qube Holdings Limited - Hybrid 3-Bbsw+3.90% (ASX:QUBHA) | | | | | | | | | | | | | |
| 21,015.95 | 0.00 | 0.00 | 0.00 | 0.00 | 0.00 | 0.00 | 0.00 | 0.00 | 21,015.95 | 0.00 | 0.00 | 0.00 | 0.00 |
| Ridley Corporation Limited (ASX:RIC) | | | | | | | | | | | | | |
| 14,100.00 | 6,042.85 | 0.00 | 0.00 | 0.00 | 0.00 | 0.00 | 0.00 | 0.00 | 20,142.85 | 0.00 | 0.00 | 0.00 | 0.00 |
| Rural Funds Group (ASX:RFF) | | | | | | | | | | | | | |
| 24,366.17 | 696.53 | 0.00 | 0.00 | 0.00 | 4,713.70 | 0.00 | 0.00 | 0.00 | 20,349.00 | 0.00 | 0.00 | 0.00 | 0.00 |
| Stockland (ASX:SGP) | | | | | | | | | | | | | |
| 30,787.00 | 0.00 | 0.00 | 0.00 | 0.00 | 8,432.52 | 0.00 | 2,537.24 | 0.00 | 19,817.24 | 0.00 | 1,268.62 | 0.00 | 1,268.62 |
| Westpac Banking Corporation - Cap Note 3-Bbsw+3.05% (ASX:WBCPE) | | | | | | | | | | | | | |
| 1,098.89 | 470.96 | 0.00 | 0.00 | 0.00 | 0.00 | 0.00 | 0.00 | 0.00 | 1,569.85 | 0.00 | 0.00 | 0.00 | 0.00 |
| Woodside Energy Group Limited (ASX:WDS) | | | | | | | | | | | | | |
| 29,316.04 | 12,564.02 | 0.00 | 0.00 | 0.00 | 0.00 | 0.00 | 0.00 | 0.00 | 41,880.06 | 0.00 | 0.00 | 0.00 | 0.00 |
| 295,689.54 | 75,620.11 | 2,091.97 | 0.00 | 0.00 | 13,146.22 | 0.00 | 2,537.24 | 0.00 | 357,718.16 | 0.00 | 1,268.62 | 0.00 | 1,268.62 |
| 356,064.44 | 75,620.11 | 2,091.97 | 0.00 | 0.00 | 13,146.22 | 0.00 | 2,537.24 | 0.00 | 418,093.06 | 0.00 | 1,268.62 | 0.00 | 1,268.62 |

* Distributed capital gains components correspond to the cash amount received. You should refer to Realised Capital Gains or Distribution Reconciliation Reports for tax and capital gain reporting purpose.

Kenrick Family Super Fund
Distribution Reconciliation Report
For the period 1 July 2022 to 30 June 2023

| Net Distribution | Australian Income | | | Other Non-Assessable Amounts | | | Foreign Income | | | Capital Gains | | | AMIT | Gross Distribution | | | |
|--|-------------------|------------------|-----------------|------------------------------|-------------|--------------|-----------------|-------------------|---------------------|--------------------------|-----------------------|-----------------------|---------------------|------------------------------------|--------------------|------------------|------------------|
| | NPP Income | Franking Credits | Withholding Tax | Tax Exempt | Tax Free | Tax Deferred | Capital Returns | Assesable Amounts | Foreign Tax Credits | Discounted Capital Gains | CGT Concession Amount | Indexed Capital Gains | Other Capital Gains | Net Cost Base Increase/ (Decrease) | Accounting | Tax | |
| <u>Listed Securities Market</u> | | | | | | | | | | | | | | | | | |
| Rural Funds Group (ASX:RFF) | | | | | | | | | | | | | | | | | |
| 24,366.17 | 19,652.47 | 696.53 | 0.00 | 4,713.70 | 0.00 | 0.00 | 0.00 | 0.00 | 0.00 | 0.00 | 0.00 | 0.00 | 0.00 | (4,713.70) | 25,062.70 | 20,349.00 | |
| Stockland (ASX:SGP) | | | | | | | | | | | | | | | | | |
| 30,787.00 | 19,817.24 | 0.00 | 0.00 | 8,432.52 | 0.00 | 0.00 | 0.00 | 0.00 | 0.00 | 1,268.62 | 1,268.62 | 0.00 | 0.00 | (8,432.52) | 30,787.00 | 19,817.24 | |
| 55,153.17 | 39,469.71 | 696.53 | 0.00 | 13,146.22 | 0.00 | 0.00 | 0.00 | 0.00 | 0.00 | 0.00 | 1,268.62 | 1,268.62 | 0.00 | 0.00 | (13,146.22) | 55,849.70 | 40,166.24 |
| 55,153.17 | 39,469.71 | 696.53 | 0.00 | 13,146.22 | 0.00 | 0.00 | 0.00 | 0.00 | 0.00 | 0.00 | 1,268.62 | 1,268.62 | 0.00 | 0.00 | (13,146.22) | 55,849.70 | 40,166.24 |

Reconciliation

| | Australian Income | | Other Non-Assessable Amounts | | | Foreign Income | | Capital Gains | | | | Gross Distribution | |
|-------------------------------|-------------------|------------------|------------------------------|----------|--------------|-------------------|---------------------|---------------------|-----------------------|-----------------------|---------------------|--------------------|-----------|
| | NPP Income | Franking Credits | Tax Exempt | Tax Free | Tax Deferred | Assesable Amounts | Foreign Tax Credits | Disc. Capital Gains | CGT Concession Amount | Indexed Capital Gains | Other Capital Gains | Accounting | Tax |
| Gross Accounting Distribution | 39,469.71 | 696.53 | 13,146.22 | - | - | - | - | 1,268.62 | 1,268.62 | - | - | 55,849.70 | - |
| Gross Tax Distribution | 39,469.71 | 696.53 | - | - | - | - | - | - | - | - | - | - | 40,166.24 |
| Net Foreign Income | - | - | - | - | - | - | - | - | - | - | - | - | - |
| Net Distributed Capital Gain | - | - | - | - | - | - | - | 2,537.24 | N/A | - | - | - | 2,537.24 |



Kenrick Family Super Fund
Realised Capital Gains
For the period from 1 July 2022 to 30 June 2023

| | | Accounting Treatment | | | | Taxation Treatment | | | | | | | |
|---|------|----------------------|-----------|-------------------|---------------|--------------------------|-----------------------|-----------|---------------------------|------------|-------|----------|--------------|
| | | Quantity | Proceeds | Excess Tax Value* | Original Cost | Accounting Profit/(Loss) | Cost Base Calculation | | Capital Gains Calculation | | | | |
| | | | | | | | Adjusted | Reduced | Indexation | Discounted | Other | Deferred | Capital Loss |
| <u>Listed Securities Market</u> | | | | | | | | | | | | | |
| Bisalloy Steel Group Limited (ASX:BIS) | | | | | | | | | | | | | |
| 12/09/2022 | Sale | 4,238.00 | 8,578.19 | | 1,695.49 | 6,882.70 | 1,695.49 | | | 6,882.70 | | | |
| 12/09/2022 | Sale | 762.00 | 1,541.85 | | 304.80 | 1,237.05 | 304.80 | | | 1,237.05 | | | |
| 15/09/2022 | Sale | 5,000.00 | 10,280.05 | | 2,000.00 | 8,280.05 | 2,000.00 | | | 8,280.05 | | | |
| 15/09/2022 | Sale | 5,000.00 | 11,230.05 | | 2,000.00 | 9,230.05 | 2,000.00 | | | 9,230.05 | | | |
| 15/09/2022 | Sale | 5,000.00 | 10,980.05 | | 2,002.46 | 8,977.59 | 2,002.46 | | | 8,977.59 | | | |
| 16/09/2022 | Sale | 5,000.00 | 11,280.05 | | 2,004.99 | 9,275.06 | 2,004.99 | | | 9,275.06 | | | |
| 19/09/2022 | Sale | 5,000.00 | 11,480.05 | | 2,004.99 | 9,475.06 | 2,004.99 | | | 9,475.06 | | | |
| 19/09/2022 | Sale | 5,000.00 | 11,330.05 | | 2,004.99 | 9,325.06 | 2,004.99 | | | 9,325.06 | | | |
| 05/10/2022 | Sale | 4,000.00 | 9,380.05 | | 1,603.36 | 7,776.69 | 1,603.36 | | | 7,776.69 | | | |
| | | 39,000.00 | 86,080.39 | | 15,621.08 | 70,459.31 | 15,621.08 | | | 70,459.31 | | 0.00 | |
| Cedar Woods Properties Limited (ASX:CWP) | | | | | | | | | | | | | |
| 13/02/2023 | Sale | 1.00 | 0.00 | | 5.81 | (5.81) | | 5.81 | | | | | 5.81 |
| 19/04/2023 | Sale | 2,000.00 | 9,690.10 | | 11,620.08 | (1,929.98) | | 11,620.08 | | | | | 1,929.98 |
| 02/05/2023 | Sale | 520.00 | 2,564.10 | | 3,026.42 | (462.32) | | 3,026.42 | | | | | 462.32 |
| 04/05/2023 | Sale | 1,480.00 | 7,326.00 | | 8,613.06 | (1,287.06) | | 8,613.06 | | | | | 1,287.06 |
| 12/05/2023 | Sale | 1,000.00 | 5,040.10 | | 5,225.80 | (185.70) | | 5,225.80 | | | | | 185.70 |
| 30/06/2023 | Sale | 1,000.00 | 5,010.10 | | 5,225.80 | (215.70) | | 5,225.80 | | | | | 215.70 |
| | | 6,001.00 | 29,630.40 | | 33,716.97 | (4,086.57) | | 33,716.97 | | | | 0.00 | 4,086.57 |

Kenrick Family Super Fund
Realised Capital Gains
For the period from 1 July 2022 to 30 June 2023

| | | Accounting Treatment | | | | Taxation Treatment | | | | | | | |
|--|------|----------------------|-----------|-------------------|---------------|--------------------------|-----------------------|-----------|---------------------------|------------|-------|----------|--------------|
| | | Quantity | Proceeds | Excess Tax Value* | Original Cost | Accounting Profit/(Loss) | Cost Base Calculation | | Capital Gains Calculation | | | | |
| | | | | | | | Adjusted | Reduced | Indexation | Discounted | Other | Deferred | Capital Loss |
| <u>Listed Securities Market</u> | | | | | | | | | | | | | |
| Codan Limited (ASX:CDA) | | | | | | | | | | | | | |
| 21/07/2022 | Sale | 2,500.00 | 20,627.28 | | 4,641.98 | 15,985.30 | 4,641.98 | | | 15,985.30 | | | |
| 22/07/2022 | Sale | 2,000.00 | 16,920.05 | | 5,330.98 | 11,589.07 | 5,330.98 | | | 11,589.07 | | | |
| 12/01/2023 | Sale | 2,000.00 | 8,390.10 | | 9,024.95 | (634.85) | 2,094.99 | 6,929.96 | | 2.53 | | | 637.38 |
| 12/01/2023 | Sale | 2,000.00 | 8,550.10 | | 14,299.94 | (5,749.84) | 6,284.96 | 8,014.98 | | 127.62 | | | 5,877.46 |
| 13/01/2023 | Sale | 2,000.00 | 8,770.10 | | 28,062.52 | (19,292.42) | | 28,062.52 | | | | | 19,292.42 |
| 18/01/2023 | Sale | 2,000.00 | 9,210.10 | | 22,649.90 | (13,439.80) | | 22,649.90 | | | | | 13,439.80 |
| 18/01/2023 | Sale | 2,000.00 | 9,360.10 | | 23,894.88 | (14,534.78) | | 23,894.88 | | | | | 14,534.78 |
| 18/01/2023 | Sale | 2,000.00 | 9,230.10 | | 22,209.90 | (12,979.80) | | 22,209.90 | | | | | 12,979.80 |
| 24/01/2023 | Sale | 1,500.00 | 7,794.08 | | 15,784.92 | (7,990.84) | | 15,784.92 | | | | | 7,990.84 |
| 24/01/2023 | Sale | 4,000.00 | 20,544.58 | | 40,659.80 | (20,115.22) | | 40,659.80 | | | | | 20,115.22 |
| 24/01/2023 | Sale | 2,000.00 | 9,590.10 | | 22,639.90 | (13,049.80) | | 22,639.90 | | | | | 13,049.80 |
| 24/01/2023 | Sale | 1,500.00 | 7,865.10 | | 14,089.48 | (6,224.38) | | 14,089.48 | | | | | 6,224.38 |
| 25/01/2023 | Sale | 1,500.00 | 8,045.10 | | 12,873.28 | (4,828.18) | | 12,873.28 | | | | | 4,828.18 |
| 25/01/2023 | Sale | 1,000.00 | 5,420.10 | | 8,951.62 | (3,531.52) | | 8,951.62 | | | | | 3,531.52 |
| 02/02/2023 | Sale | 1,000.00 | 5,540.10 | | 8,744.95 | (3,204.85) | | 8,744.95 | | | | | 3,204.85 |
| 03/02/2023 | Sale | 188.00 | 1,041.02 | | 1,667.55 | (626.53) | | 1,667.55 | | | | | 626.53 |
| 16/02/2023 | Sale | 812.00 | 4,539.08 | | 7,097.40 | (2,558.32) | | 7,097.40 | | | | | 2,558.32 |
| 20/02/2023 | Sale | 1,000.00 | 5,720.10 | | 8,707.45 | (2,987.35) | | 8,707.45 | | | | | 2,987.35 |
| 11/04/2023 | Sale | 1,000.00 | 5,850.10 | | 8,767.45 | (2,917.35) | | 8,767.45 | | | | | 2,917.35 |
| 13/04/2023 | Sale | 2,000.00 | 12,152.40 | | 17,149.88 | (4,997.48) | | 17,149.88 | | | | | 4,997.48 |
| 14/04/2023 | Sale | 2,000.00 | 12,812.51 | | 16,234.89 | (3,422.38) | | 16,234.89 | | | | | 3,422.38 |
| 17/04/2023 | Sale | 2,000.00 | 12,690.10 | | 15,679.95 | (2,989.85) | | 15,679.95 | | | | | 2,989.85 |
| 17/04/2023 | Sale | 2,000.00 | 12,591.00 | | 14,889.95 | (2,298.95) | | 14,889.95 | | | | | 2,298.95 |
| 19/04/2023 | Sale | 1,000.00 | 6,520.10 | | 7,069.97 | (549.87) | | 7,069.97 | | | | | 549.87 |
| 20/04/2023 | Sale | 2,000.00 | 13,529.85 | | 14,394.95 | (865.10) | | 14,394.95 | | | | | 865.10 |
| 20/04/2023 | Sale | 2,000.00 | 13,549.82 | | 14,194.95 | (645.13) | | 14,194.95 | | | | | 645.13 |
| 24/04/2023 | Sale | 1,000.00 | 6,890.10 | | 7,004.97 | (114.87) | | 7,004.97 | | | | | 114.87 |
| 24/04/2023 | Sale | 1,000.00 | 6,950.10 | | 7,027.48 | (77.38) | | 7,027.48 | | | | | 77.38 |
| 28/04/2023 | Sale | 2,000.00 | 14,349.85 | | 13,467.44 | 882.41 | 13,467.44 | | 882.41 | | | | |
| 02/05/2023 | Sale | 1,000.00 | 7,310.10 | | 6,659.98 | 650.12 | 6,659.98 | | | 650.12 | | | |

Kenrick Family Super Fund
Realised Capital Gains
For the period from 1 July 2022 to 30 June 2023

| | | Accounting Treatment | | | | Taxation Treatment | | | | | | | |
|--|------|----------------------|------------|-------------------|---------------|--------------------------|-----------------------|------------|---------------------------|------------|----------|----------|--------------|
| | | Quantity | Proceeds | Excess Tax Value* | Original Cost | Accounting Profit/(Loss) | Cost Base Calculation | | Capital Gains Calculation | | | | |
| | | | | | | | Adjusted | Reduced | Indexation | Discounted | Other | Deferred | Capital Loss |
| <u>Listed Securities Market</u> | | | | | | | | | | | | | |
| Codan Limited (ASX:CDA) | | | | | | | | | | | | | |
| 10/05/2023 | Sale | 1,000.00 | 7,370.10 | | 6,659.97 | 710.13 | 6,659.97 | | | | 710.13 | | |
| 15/05/2023 | Sale | 1,000.00 | 7,510.10 | | 6,339.98 | 1,170.12 | 6,339.98 | | | | 1,170.12 | | |
| 16/05/2023 | Sale | 1,000.00 | 7,580.10 | | 6,339.97 | 1,240.13 | 6,339.97 | | | | 1,240.13 | | |
| 16/06/2023 | Sale | 1,000.00 | 7,870.10 | | 6,249.98 | 1,620.12 | 6,249.98 | | | | 1,620.12 | | |
| 30/06/2023 | Sale | 1,000.00 | 8,010.10 | | 6,249.97 | 1,760.13 | 6,249.97 | | | | 1,760.13 | | |
| | | 55,000.00 | 330,693.82 | | 445,713.13 | (115,019.31) | 70,320.20 | 375,392.93 | | 28,586.93 | 7,150.75 | 0.00 | 150,756.99 |
| Elders Limited (ASX:ELD) | | | | | | | | | | | | | |
| 14/09/2022 | Sale | 2,000.00 | 25,581.83 | | 7,828.61 | 17,753.22 | 7,828.61 | | | 17,753.22 | | | |
| 14/09/2022 | Sale | 2,000.00 | 25,581.83 | | 7,958.74 | 17,623.09 | 7,958.74 | | | 17,623.09 | | | |
| 12/10/2022 | Sale | 1,000.00 | 12,480.10 | | 4,044.44 | 8,435.66 | 4,044.44 | | | 8,435.66 | | | |
| 15/12/2022 | Sale | 1,000.00 | 10,340.10 | | 4,044.45 | 6,295.65 | 4,044.45 | | | 6,295.65 | | | |
| 16/01/2023 | Sale | 1,000.00 | 10,040.10 | | 4,044.44 | 5,995.66 | 4,044.44 | | | 5,995.66 | | | |
| 28/02/2023 | Sale | 1,000.00 | 9,230.10 | | 4,044.45 | 5,185.65 | 4,044.45 | | | 5,185.65 | | | |
| | | 8,000.00 | 93,254.06 | | 31,965.13 | 61,288.93 | 31,965.13 | | | 61,288.93 | | 0.00 | |
| Graincorp Limited (ASX:GNC) | | | | | | | | | | | | | |
| 14/02/2023 | Sale | 1,000.00 | 7,370.10 | | 4,024.75 | 3,345.35 | 4,024.75 | | | 3,345.35 | | | |
| 16/02/2023 | Sale | 2,000.00 | 15,448.41 | | 8,049.50 | 7,398.91 | 8,049.50 | | | 7,398.91 | | | |
| 20/02/2023 | Sale | 1,000.00 | 7,800.10 | | 3,359.07 | 4,441.03 | 3,359.07 | | | 4,441.03 | | | |
| 12/05/2023 | Sale | 2,500.00 | 20,639.74 | | 8,207.64 | 12,432.10 | 8,207.64 | | | 12,432.10 | | | |
| 28/06/2023 | Sale | 1,000.00 | 7,710.10 | | 3,203.77 | 4,506.33 | 3,203.77 | | | 4,506.33 | | | |
| | | 7,500.00 | 58,968.45 | | 26,844.73 | 32,123.72 | 26,844.73 | | | 32,123.72 | | 0.00 | |

Kenrick Family Super Fund
Realised Capital Gains
For the period from 1 July 2022 to 30 June 2023

| | | Accounting Treatment | | | | Taxation Treatment | | | | | | | |
|---|------|----------------------|------------|-------------------|---------------|--------------------------|-----------------------|------------|---------------------------|------------|-------|----------|--------------|
| | | Quantity | Proceeds | Excess Tax Value* | Original Cost | Accounting Profit/(Loss) | Cost Base Calculation | | Capital Gains Calculation | | | | |
| | | | | | | | Adjusted | Reduced | Indexation | Discounted | Other | Deferred | Capital Loss |
| <u>Listed Securities Market</u> | | | | | | | | | | | | | |
| Monadelphous Group Limited (ASX:MND) | | | | | | | | | | | | | |
| 30/08/2022 | Sale | 1,000.00 | 12,983.09 | | 13,849.95 | (866.86) | | 13,849.95 | | | | | 866.86 |
| 30/08/2022 | Sale | 1,000.00 | 12,950.05 | | 13,839.73 | (889.68) | | 13,839.73 | | | | | 889.68 |
| 30/08/2022 | Sale | 1,000.00 | 12,890.05 | | 13,219.73 | (329.68) | 6,179.98 | 7,039.75 | | 265.04 | | | 594.72 |
| 12/09/2022 | Sale | 1,000.00 | 13,880.05 | | 11,879.95 | 2,000.10 | 11,879.95 | | | 2,000.10 | | | |
| 05/10/2022 | Sale | 500.00 | 6,870.05 | | 5,699.97 | 1,170.08 | 5,699.97 | | | 1,170.08 | | | |
| 14/11/2022 | Sale | 1,000.00 | 14,199.34 | | 10,542.08 | 3,657.26 | 10,542.08 | | | 3,657.26 | | | |
| 14/02/2023 | Sale | 500.00 | 6,970.10 | | 4,286.61 | 2,683.49 | 4,286.61 | | | 2,683.49 | | | |
| 10/05/2023 | Sale | 500.00 | 6,645.10 | | 4,283.34 | 2,361.76 | 4,283.34 | | | 2,361.76 | | | |
| 10/05/2023 | Sale | 500.00 | 6,540.10 | | 4,794.98 | 1,745.12 | 4,794.98 | | | 1,745.12 | | | |
| | | 7,000.00 | 93,927.93 | | 82,396.34 | 11,531.59 | 47,666.91 | 34,729.43 | | 13,882.85 | | 0.00 | 2,351.26 |
| Orica Limited (ASX:ORI) | | | | | | | | | | | | | |
| 11/10/2022 | Sale | 2,000.00 | 26,793.18 | | 36,744.92 | (9,951.74) | | 36,744.92 | | | | | 9,951.74 |
| 12/10/2022 | Sale | 500.00 | 6,865.10 | | 10,340.00 | (3,474.90) | | 10,340.00 | | | | | 3,474.90 |
| 14/11/2022 | Sale | 1,000.00 | 15,398.44 | | 20,680.00 | (5,281.56) | | 20,680.00 | | | | | 5,281.56 |
| 15/11/2022 | Sale | 1,000.00 | 15,477.14 | | 20,680.00 | (5,202.86) | | 20,680.00 | | | | | 5,202.86 |
| 14/12/2022 | Sale | 1,000.00 | 15,478.38 | | 20,680.00 | (5,201.62) | | 20,680.00 | | | | | 5,201.62 |
| 10/02/2023 | Sale | 500.00 | 7,705.10 | | 10,340.00 | (2,634.90) | | 10,340.00 | | | | | 2,634.90 |
| 10/02/2023 | Sale | 500.00 | 7,785.10 | | 10,340.00 | (2,554.90) | | 10,340.00 | | | | | 2,554.90 |
| 14/02/2023 | Sale | 500.00 | 7,945.10 | | 10,340.00 | (2,394.90) | | 10,340.00 | | | | | 2,394.90 |
| 06/03/2023 | Sale | 500.00 | 8,150.59 | | 10,340.00 | (2,189.41) | | 10,340.00 | | | | | 2,189.41 |
| 12/05/2023 | Sale | 500.00 | 8,328.38 | | 10,340.00 | (2,011.62) | | 10,340.00 | | | | | 2,011.62 |
| | | 8,000.00 | 119,926.51 | | 160,824.92 | (40,898.41) | | 160,824.92 | | | | 0.00 | 40,898.41 |
| Origin Energy Limited (ASX:ORG) | | | | | | | | | | | | | |
| 27/02/2023 | Sale | 2,000.00 | 16,287.78 | | 8,429.98 | 7,857.80 | 8,429.98 | | | 7,857.80 | | | |
| 19/06/2023 | Sale | 1,000.00 | 8,480.10 | | 4,214.98 | 4,265.12 | 4,214.98 | | | 4,265.12 | | | |
| | | 3,000.00 | 24,767.88 | | 12,644.96 | 12,122.92 | 12,644.96 | | | 12,122.92 | | 0.00 | |

Kenrick Family Super Fund
Realised Capital Gains
For the period from 1 July 2022 to 30 June 2023

| | | Accounting Treatment | | | | Taxation Treatment | | | | | | | |
|---|------|----------------------|-------------------|-------------------|-------------------|--------------------------|-----------------------|------------------|---------------------------|------------------|-------|-------------|-----------------|
| | | Quantity | Proceeds | Excess Tax Value* | Original Cost | Accounting Profit/(Loss) | Cost Base Calculation | | Capital Gains Calculation | | | | |
| | | | | | | | Adjusted | Reduced | Indexation | Discounted | Other | Deferred | Capital Loss |
| <u>Listed Securities Market</u> | | | | | | | | | | | | | |
| Ridley Corporation Limited (ASX:RIC) | | | | | | | | | | | | | |
| 30/08/2022 | Sale | 5,000.00 | 9,580.05 | | 6,925.00 | 2,655.05 | 6,925.00 | | | 2,655.05 | | | |
| 12/09/2022 | Sale | 5,000.00 | 11,030.05 | | 6,925.01 | 4,105.04 | 6,925.01 | | | 4,105.04 | | | |
| 16/02/2023 | Sale | 7,500.00 | 16,378.11 | | 10,387.51 | 5,990.60 | 10,387.51 | | | 5,990.60 | | | |
| 20/02/2023 | Sale | 10,000.00 | 23,388.68 | | 13,850.01 | 9,538.67 | 13,850.01 | | | 9,538.67 | | | |
| | | 27,500.00 | 60,376.89 | | 38,087.53 | 22,289.36 | 38,087.53 | | | 22,289.36 | | 0.00 | |
| Stockland (ASX:SGP) | | | | | | | | | | | | | |
| 11/11/2022 | Sale | 3,000.00 | 11,150.10 | | 13,140.00 | (1,989.90) | | 12,913.52 | | | | | 1,763.42 |
| 24/11/2022 | Sale | 3,000.00 | 11,300.10 | | 13,140.00 | (1,839.90) | | 12,913.51 | | | | | 1,613.41 |
| 01/12/2022 | Sale | 3,000.00 | 11,630.10 | | 13,140.00 | (1,509.90) | | 12,913.52 | | | | | 1,283.42 |
| 29/12/2022 | Dist | 0.00 | 0.00 | | 0.00 | | | | | 1,249.62 | | | |
| 23/01/2023 | Sale | 2,000.00 | 7,810.10 | | 8,760.00 | (949.90) | | 8,544.37 | | | | | 734.27 |
| 30/01/2023 | Sale | 2,000.00 | 7,970.10 | | 8,760.00 | (789.90) | | 8,544.37 | | | | | 574.27 |
| 02/02/2023 | Sale | 2,000.00 | 8,140.10 | | 8,760.00 | (619.90) | | 8,544.37 | | | | | 404.27 |
| 03/02/2023 | Sale | 1,500.00 | 6,282.60 | | 6,570.00 | (287.40) | | 6,408.27 | | | | | 125.67 |
| 03/02/2023 | Sale | 2,500.00 | 10,377.60 | | 10,950.00 | (572.40) | | 10,680.46 | | | | | 302.86 |
| 04/04/2023 | Sale | 2,000.00 | 8,270.10 | | 8,760.00 | (489.90) | | 8,544.37 | | | | | 274.27 |
| 11/04/2023 | Sale | 1,500.00 | 6,275.10 | | 6,570.00 | (294.90) | | 6,408.26 | | | | | 133.16 |
| 17/04/2023 | Sale | 2,000.00 | 8,490.10 | | 8,100.11 | 389.99 | 5,748.38 | 2,136.09 | | 619.20 | | | 13.57 |
| 26/04/2023 | Sale | 2,000.00 | 8,690.10 | | 7,880.15 | 809.95 | 7,664.52 | | | 1,025.58 | | | |
| 28/04/2023 | Sale | 2,000.00 | 8,800.10 | | 7,917.33 | 882.77 | 7,701.70 | | | 1,098.40 | | | |
| 01/05/2023 | Sale | 2,000.00 | 9,030.10 | | 8,028.82 | 1,001.28 | 7,813.19 | | | 1,216.91 | | | |
| 08/05/2023 | Sale | 1,500.00 | 6,860.10 | | 6,021.62 | 838.48 | 5,859.89 | | | 1,000.21 | | | |
| 29/06/2023 | Dist | 0.00 | 0.00 | | 0.00 | | | | | 1,287.62 | | | |
| | | 32,000.00 | 131,076.50 | | 136,498.03 | (5,421.53) | 34,787.68 | 98,551.11 | | 7,497.54 | | 0.00 | 7,222.59 |
| Tassal Group Limited (ASX:TGR) | | | | | | | | | | | | | |
| 24/10/2022 | Sale | 5,000.00 | 25,930.54 | | 19,821.78 | 6,108.76 | 19,821.78 | | | 6,108.76 | | | |
| 21/11/2022 | Sale | 57,851.00 | 302,560.73 | | 224,598.12 | 77,962.61 | 224,598.12 | | | 77,962.61 | | | |
| | | 62,851.00 | 328,491.27 | | 244,419.90 | 84,071.37 | 244,419.90 | | | 84,071.37 | | 0.00 | |

Kenrick Family Super Fund
Realised Capital Gains
For the period from 1 July 2022 to 30 June 2023

| | Accounting Treatment | | | | | Taxation Treatment | | | | | | |
|--|----------------------|--------------|-------------------|---------------|--------------------------|-----------------------|------------|---------------------------|------------|----------|----------|--------------|
| | Quantity | Proceeds | Excess Tax Value* | Original Cost | Accounting Profit/(Loss) | Cost Base Calculation | | Capital Gains Calculation | | | | |
| | | | | | | Adjusted | Reduced | Indexation | Discounted | Other | Deferred | Capital Loss |
| <u>Listed Securities Market</u> | | | | | | | | | | | | |
| United Malt Group Limited (ASX:UMG) | | | | | | | | | | | | |
| 28/03/2023 | Sale | 4,000.00 | 18,066.44 | 21,781.00 | (3,714.56) | | 21,781.00 | | | | 3,714.56 | |
| 28/03/2023 | Sale | 5,000.00 | 22,633.02 | 22,150.84 | 482.18 | 13,003.54 | 9,147.30 | | 576.27 | | 94.09 | |
| 28/03/2023 | Sale | 5,000.00 | 22,633.02 | 21,189.03 | 1,443.99 | 21,189.03 | | | 1,443.99 | | | |
| 29/03/2023 | Sale | 3,000.00 | 13,639.76 | 12,361.54 | 1,278.22 | 12,361.54 | | | 1,278.22 | | | |
| 29/03/2023 | Sale | 2,000.00 | 9,210.89 | 8,188.21 | 1,022.68 | 8,188.21 | | | 1,022.68 | | | |
| 30/03/2023 | Sale | 2,000.00 | 9,270.10 | 8,248.67 | 1,021.43 | 8,248.67 | | | 1,021.43 | | | |
| 03/04/2023 | Sale | 2,000.00 | 9,570.52 | 8,309.13 | 1,261.39 | 8,309.13 | | | 1,261.39 | | | |
| | | 23,000.00 | 105,023.75 | 102,228.42 | 2,795.33 | 71,300.12 | 30,928.30 | | 6,603.98 | | 0.00 | 3,808.65 |
| Westpac Banking Corporation - Cap Note 3-Bbsw+3.05% (ASX:WBCPE) | | | | | | | | | | | | |
| 23/09/2022 | Sale | 1,300.00 | 130,000.00 | 123,596.58 | 6,403.42 | 123,596.58 | | | 6,403.42 | | | |
| | | 1,300.00 | 130,000.00 | 123,596.58 | 6,403.42 | 123,596.58 | | | 6,403.42 | | 0.00 | |
| Woodside Energy Group Limited (ASX:WDS) | | | | | | | | | | | | |
| 01/03/2023 | Sale | 250.00 | 9,020.10 | 7,689.98 | 1,330.12 | 7,689.98 | | | 1,330.12 | | | |
| 02/03/2023 | Sale | 250.00 | 9,427.60 | 7,689.97 | 1,737.63 | 7,689.97 | | | 1,737.63 | | | |
| 03/03/2023 | Sale | 250.00 | 9,440.10 | 6,562.48 | 2,877.62 | 6,562.48 | | | 2,877.62 | | | |
| | | 750.00 | 27,887.80 | 21,942.43 | 5,945.37 | 21,942.43 | | | 5,945.37 | | 0.00 | |
| Listed Securities Market Total | | 1,620,105.65 | | 1,476,500.15 | 143,605.50 | 739,197.25 | 734,143.66 | | 351,275.70 | 7,150.75 | 0.00 | 209,124.47 |
| Grand Total | | 1,620,105.65 | | 1,476,500.15 | 143,605.50 | 739,197.25 | 734,143.66 | | 351,275.70 | 7,150.75 | 0.00 | 209,124.47 |

* Where there is an Excess Tax Value Amount, the Accounting Profit/(Loss) figure takes account of this. Accounting Profit/(Loss) equals Proceeds less Excess Tax Value less Original Cost.

Kenrick Family Super Fund
Realised Capital Gains
For the period from 1 July 2022 to 30 June 2023

Capital Gains Tax Return Summary

| | Indexation | Discount | Other | Deferred | Total Capital Gains | Capital Losses |
|---------------------------------------|------------|------------|----------|----------|------------------------|----------------|
| Current Year Capital Gains | | | | | | |
| Shares & Units - Listed Shares | 0.00 | 343,778.00 | 7,150.00 | 0.00 | 350,928.00 | 201,901.00 |
| Shares & Units - Other Shares | 0.00 | 0.00 | 0.00 | 0.00 | 0.00 | 0.00 |
| Shares & Units - Listed Trusts | 0.00 | 4,960.00 | 0.00 | 0.00 | 4,960.00 | 7,222.00 |
| Shares & Units - Other Units | 0.00 | 0.00 | 0.00 | 0.00 | 0.00 | 0.00 |
| Australian Real Estate | 0.00 | 0.00 | 0.00 | 0.00 | 0.00 | 0.00 |
| Other Real Estate | 0.00 | 0.00 | 0.00 | 0.00 | 0.00 | 0.00 |
| Collectables | 0.00 | 0.00 | 0.00 | 0.00 | 0.00 | 0.00 |
| Other CGT Assets & Other CGT Events | 0.00 | 0.00 | 0.00 | 0.00 | 0.00 | 0.00 |
| Distributed Capital Gains from Trusts | 0.00 | 2,537.00 | 0.00 | 0.00 | 2,537.00 | 0.00 |
| | 0.00 | 351,275.00 | 7,150.00 | 0.00 | 358,425.00 | 209,123.00 |
| Capital Losses Applied | | | | | | |
| Current Year | 0.00 | 201,973.00 | 7,150.00 | 0.00 | 209,123.00 | |
| Prior Years | 0.00 | 0.00 | 0.00 | 0.00 | 0.00 | |
| | 0.00 | 201,973.00 | 7,150.00 | 0.00 | 209,123.00 | |
| Net Capital Gains | | | | | | |
| Net Gain after applying losses | 0.00 | 149,302.00 | 0.00 | 0.00 | 149,302.00 | |
| Discount applicable | | 49,767.00 | | | | |
| Net Gain after applying discount | 0.00 | 99,535.00 | 0.00 | 0.00 | 99,535.00 | |

Kenrick Family Super Fund
(ABN: 98 936 285 529)

Consolidated Member Benefit Totals

| Period | Member Account Details |
|----------------------------|--|
| 1 July 2022 - 30 June 2023 | Residential Address: 5 Goldsack Street Glen Osmond, SA 5064 |
| Member | Date of Birth: 3 March 1948 |
| Number: 1 | Date Joined Fund: 17 January 2007 |
| Mr Robert James Kenrick | Eligible Service Date: 17 January 2007 |
| | Tax File Number Held: Yes |

*Note: this report provides a consolidated view of the Member's interests in the SMSF
Refer to the Member Benefit Statements produced for each member account for further details*

Your Accounts

| | |
|--|----------------------------|
| Withdrawal Benefit as at 1 Jul 2022 | |
| Accumulation | 4,261,239.54 |
| Total as at 1 Jul 2022 | <u>4,261,239.54</u> |

| | |
|---|----------------------------|
| Withdrawal Benefit as at 30 Jun 2023 | |
| Accumulation | 4,571,739.08 |
| Total as at 30 Jun 2023 | <u>4,571,739.08</u> |

Your Tax Components

| | |
|-------------------|--------------|
| Tax Free | 2,475,645.76 |
| Taxable - Taxed | 2,096,093.32 |
| Taxable - Untaxed | - |

Your Preservation Components

| | |
|----------------------------|--------------|
| Preserved | - |
| Restricted Non Preserved | - |
| Unrestricted Non Preserved | 4,571,739.08 |

Your Insurance Benefits

No insurance details have been recorded

Your Beneficiaries

No beneficiary details have been recorded

For Enquiries:
phone 0883387269
mail Kenrick Family Super Fund, 5 Goldsack Street, Glen Osmond SA 5064

Kenrick Family Super Fund
(ABN: 98 936 285 529)

Member Benefit Statement

| Period | Member Account Details |
|--------------------------------|--|
| 1 July 2022 - 30 June 2023 | Residential Address: 5 Goldsack Street Glen Osmond, SA 5064 |
| Member Number: 1 | Date of Birth: 3 March 1948 |
| Mr Robert James Kenrick | Date Joined Fund: 17 January 2007 |
| Accumulation Account | Eligible Service Date: 17 January 2007 |
| Accumulation | Tax File Number Held: Yes |
| | Account Start Date: 17 January 2007 |

| Your Account Summary | |
|---|----------------------------|
| Withdrawal Benefit as at 1 Jul 2022 | 4,261,239.54 |
| <i>Increases to your account:</i> | |
| Share Of Net Fund Income | 350,726.71 |
| <u>Total Increases</u> | <u>350,726.71</u> |
| <i>Decreases to your account:</i> | |
| Tax on Net Fund Income | 40,227.17 |
| <u>Total Decreases</u> | <u>40,227.17</u> |
| Withdrawal Benefit as at 30 Jun 2023 | <u>4,571,739.08</u> |

| Your Tax Components | | |
|---------------------|-----------|--------------|
| Tax Free | 54.1511 % | 2,475,645.76 |
| Taxable - Taxed | | 2,096,093.32 |
| Taxable - Untaxed | | - |

| Your Preservation Components | |
|------------------------------|--------------|
| Preserved | - |
| Restricted Non Preserved | - |
| Unrestricted Non Preserved | 4,571,739.08 |

| Your Insurance Benefits | |
|---|--|
| No insurance details have been recorded | |

| Your Beneficiaries | |
|---|--|
| No beneficiary details have been recorded | |

For Enquiries:
phone 0883387269
mail Kenrick Family Super Fund, 5 Goldsack Street, Glen Osmond SA 5064



Trustees

The Trustees of the Fund are as follows:

Wai Kenrick and
Robert Kenrick

Availability of Other Fund Information

Additional information regarding your membership is available on request. What your Fund can do is governed by the provisions of its Trust Deed, which is available for inspection. If you require further information or clarification of any aspect of your membership of the Fund, please contact your Fund's Administrator or Trustees.

Trustees Disclaimer

This statement has been prepared by the Trustees for the member whose name appears at the top of this statement. While every effort has been made by the Trustees to ensure the accuracy and completeness of this statement, the Trustees do not accept any liability for any errors, omissions or misprints.

Signed on behalf of the Trustees of the Fund

.....
Wai Kenrick
Trustee

.....
Robert Kenrick
Trustee

Statement Date: 30 June 2023

For Enquiries:
phone 0883387269
mail Kenrick Family Super Fund, 5 Goldsack Street, Glen Osmond SA 5064

Kenrick Family Super Fund
(ABN: 98 936 285 529)

Consolidated Member Benefit Totals

| Period | Member Account Details |
|----------------------------|---|
| 1 July 2022 - 30 June 2023 | Residential Address: 5 Goldsack Street Glen Osmond, SA 5064 |
| Member | Number: 2 |
| Ms Wai Ning Kenrick | Date of Birth: 29 October 1952 Date Joined Fund: 17 January 2007 Eligible Service Date: 17 January 2007 |
| | Tax File Number Held: Yes |

*Note: this report provides a consolidated view of the Member's interests in the SMSF
Refer to the Member Benefit Statements produced for each member account for further details*

Your Accounts

| | |
|--|-----------------------------------|
| Withdrawal Benefit as at 1 Jul 2022 | |
| Accumulation | 3,951,874.25 |
| Total as at 1 Jul 2022 | <u><u>3,951,874.25</u></u> |

| | |
|---|-----------------------------------|
| Withdrawal Benefit as at 30 Jun 2023 | |
| Accumulation | 4,239,831.68 |
| Total as at 30 Jun 2023 | <u><u>4,239,831.68</u></u> |

Your Tax Components

| | |
|-------------------|--------------|
| Tax Free | 2,264,291.59 |
| Taxable - Taxed | 1,975,540.09 |
| Taxable - Untaxed | - |

Your Preservation Components

| | |
|----------------------------|--------------|
| Preserved | - |
| Restricted Non Preserved | - |
| Unrestricted Non Preserved | 4,239,831.68 |

Your Insurance Benefits

No insurance details have been recorded

Your Beneficiaries

No beneficiary details have been recorded

For Enquiries:
phone 0883387269
mail Kenrick Family Super Fund, 5 Goldsack Street, Glen Osmond SA 5064

Kenrick Family Super Fund
(ABN: 98 936 285 529)

Member Benefit Statement

| Period | Member Account Details |
|-----------------------------|--|
| 1 July 2022 - 30 June 2023 | Residential Address: 5 Goldsack Street Glen Osmond, SA 5064 |
| Member Number: 2 | Date of Birth: 29 October 1952 |
| Ms Wai Ning Kenrick | Date Joined Fund: 17 January 2007 |
| Accumulation Account | Eligible Service Date: 17 January 2007 |
| Accumulation | Tax File Number Held: Yes |
| | Account Start Date: 17 January 2007 |

| Your Account Summary | |
|---|----------------------------|
| Withdrawal Benefit as at 1 Jul 2022 | 3,951,874.25 |
| <i>Increases to your account:</i> | |
| Share Of Net Fund Income | 325,264.06 |
| <u>Total Increases</u> | <u>325,264.06</u> |
| <i>Decreases to your account:</i> | |
| Tax on Net Fund Income | 37,306.63 |
| <u>Total Decreases</u> | <u>37,306.63</u> |
| Withdrawal Benefit as at 30 Jun 2023 | <u>4,239,831.68</u> |

| Your Tax Components | | |
|---------------------|-----------|--------------|
| Tax Free | 53.4052 % | 2,264,291.59 |
| Taxable - Taxed | | 1,975,540.09 |
| Taxable - Untaxed | | - |

| Your Preservation Components | |
|------------------------------|--------------|
| Preserved | - |
| Restricted Non Preserved | - |
| Unrestricted Non Preserved | 4,239,831.68 |

Your Insurance Benefits
No insurance details have been recorded

Your Beneficiaries
No beneficiary details have been recorded

For Enquiries:
phone 0883387269
mail Kenrick Family Super Fund, 5 Goldsack Street, Glen Osmond SA 5064



Trustees

The Trustees of the Fund are as follows:

Wai Kenrick and
Robert Kenrick

Availability of Other Fund Information

Additional information regarding your membership is available on request. What your Fund can do is governed by the provisions of its Trust Deed, which is available for inspection. If you require further information or clarification of any aspect of your membership of the Fund, please contact your Fund's Administrator or Trustees.

Trustees Disclaimer

This statement has been prepared by the Trustees for the member whose name appears at the top of this statement. While every effort has been made by the Trustees to ensure the accuracy and completeness of this statement, the Trustees do not accept any liability for any errors, omissions or misprints.

Signed on behalf of the Trustees of the Fund

.....
Wai Kenrick
Trustee

.....
Robert Kenrick
Trustee

Statement Date: 30 June 2023

For Enquiries:
phone 0883387269
mail Kenrick Family Super Fund, 5 Goldsack Street, Glen Osmond SA 5064

Kenrick Family Super Fund
Investment Movement Summary
For the period 1 July 2022 to 30 June 2023

| Investment | Opening Balance | | Acquisitions | | Disposals | | | Closing Balance | | |
|---|-----------------|--------------|--------------|--------------|-----------|--------------|---------------|-----------------|--------------|--------------|
| | Qty | Cost | Qty | Cost | Qty | Proceeds | Profit/(Loss) | Qty | Cost | Market Value |
| <u>Bank</u> | | | | | | | | | | |
| Cash at Bank - ANZ Cash Investment | | 47,521.09 | | 1,840,574.51 | | 1,789,726.84 | 0.00 | | 98,368.76 | 98,368.76 |
| Cash at Bank - ANZ Negotiator | | 2,114,725.91 | | 999,881.84 | | 808,156.38 | 0.00 | | 2,306,451.37 | 2,306,451.37 |
| | | 2,162,247.00 | | 2,840,456.35 | | 2,597,883.22 | 0.00 | | 2,404,820.13 | 2,404,820.13 |
| <u>Listed Securities Market</u> | | | | | | | | | | |
| Australian Agricultural Company Limited (ASX:AAC) | 155,563.00 | 262,354.26 | 0.00 | 0.00 | 0.00 | 0.00 | 0.00 | 155,563.00 | 262,354.26 | 227,121.98 |
| Bisalloy Steel Group Limited (ASX:BIS) | 210,031.00 | 142,251.78 | 19,000.00 | 37,009.60 | 39,000.00 | 86,080.39 | 70,459.31 | 190,031.00 | 163,640.30 | 338,255.18 |
| Boral Limited (ASX:BLD) | 30,000.00 | 113,959.25 | 5,000.00 | 13,110.84 | 0.00 | 0.00 | 0.00 | 35,000.00 | 127,070.09 | 141,050.00 |
| Cedar Woods Properties Limited (ASX:CWP) | 80,901.00 | 416,796.53 | 4,000.00 | 15,304.91 | 6,001.00 | 29,630.40 | (4,086.57) | 78,900.00 | 398,384.47 | 396,867.00 |
| Codan Limited (ASX:CDA) | 53,000.00 | 433,213.18 | 51,000.00 | 227,713.81 | 55,000.00 | 330,693.82 | (115,019.31) | 49,000.00 | 215,213.86 | 393,470.00 |
| CSR Limited (ASX:CSR) | 45,000.00 | 232,254.73 | 7,000.00 | 31,853.93 | 0.00 | 0.00 | 0.00 | 52,000.00 | 264,108.66 | 269,880.00 |
| Downer Edi Limited (ASX:DOW) | 33,943.00 | 199,536.10 | 29,000.00 | 105,987.54 | 0.00 | 0.00 | 0.00 | 62,943.00 | 305,523.64 | 258,695.73 |
| Elders Limited (ASX:ELD) | 30,200.00 | 205,640.92 | 31,200.00 | 294,544.04 | 8,000.00 | 93,254.06 | 61,288.93 | 53,400.00 | 468,219.83 | 351,372.00 |
| Fletcher Building Limited (ASX:FBU) | 26,000.00 | 119,549.16 | 14,500.00 | 67,021.84 | 0.00 | 0.00 | 0.00 | 40,500.00 | 186,571.00 | 202,500.00 |
| Graincorp Limited (ASX:GNC) | 40,000.00 | 163,265.28 | 18,500.00 | 140,956.99 | 7,500.00 | 58,968.45 | 32,123.72 | 51,000.00 | 277,377.54 | 399,330.00 |
| Mineral Resources Limited (ASX:MIN) | 0.00 | 0.00 | 1,050.00 | 81,437.70 | 0.00 | 0.00 | 0.00 | 1,050.00 | 81,437.70 | 75,001.50 |
| Monadelphous Group Limited (ASX:MND) | 33,500.00 | 350,072.88 | 4,000.00 | 51,789.87 | 7,000.00 | 93,927.93 | 11,531.59 | 30,500.00 | 319,466.41 | 357,460.00 |
| Orica Limited (ASX:ORI) | 22,000.00 | 374,500.62 | 10,000.00 | 136,094.52 | 8,000.00 | 119,926.51 | (40,898.41) | 24,000.00 | 349,770.22 | 355,920.00 |
| Origin Energy Limited (ASX:ORG) | 32,500.00 | 138,991.99 | 2,000.00 | 11,019.95 | 3,000.00 | 24,767.88 | 12,122.92 | 31,500.00 | 137,366.98 | 264,915.00 |
| Qube Holdings Limited - Hybrid 3-Bbsw+3.90% (ASX:QUBHA) | 3,528.00 | 374,932.21 | 0.00 | 0.00 | 0.00 | 0.00 | 0.00 | 3,528.00 | 374,932.21 | 354,916.80 |
| Ridley Corporation Limited (ASX:RIC) | 190,000.00 | 205,019.51 | 10,000.00 | 18,969.80 | 27,500.00 | 60,376.89 | 22,289.36 | 172,500.00 | 185,901.78 | 345,000.00 |
| Rural Funds Group (ASX:RFF) | 171,242.00 | 367,687.53 | 91,500.00 | 188,681.30 | 0.00 | 0.00 | 0.00 | 262,742.00 | 556,368.83 | 463,739.63 |
| Stockland (ASX:SGP) | 122,500.00 | 441,772.06 | 21,000.00 | 71,775.95 | 32,000.00 | 131,076.50 | (5,421.53) | 111,500.00 | 377,049.98 | 449,345.00 |

Kenrick Family Super Fund
Investment Movement Summary
For the period 1 July 2022 to 30 June 2023

| Investment | Opening Balance | | Acquisitions | | Disposals | | | Closing Balance | | |
|--|-----------------|---------------------|--------------|---------------------|-----------|---------------------|-------------------|-----------------|---------------------|---------------------|
| | Qty | Cost | Qty | Cost | Qty | Proceeds | Profit/(Loss) | Qty | Cost | Market Value |
| Tassal Group Limited (ASX:TGR) | 62,851.00 | 244,419.90 | 0.00 | 0.00 | 62,851.00 | 328,491.27 | 84,071.37 | 0.00 | 0.00 | 0.00 |
| United Malt Group Limited (ASX:UMG) | 99,000.00 | 407,770.75 | 4,000.00 | 12,389.95 | 23,000.00 | 105,023.75 | 2,795.33 | 80,000.00 | 317,932.28 | 352,000.00 |
| Westpac Banking Corporation - Cap Note 3-Bbsw+3.05% (ASX:WBCPE) | 1,300.00 | 123,596.58 | 0.00 | 0.00 | 1,300.00 | 130,000.00 | 6,403.42 | 0.00 | 0.00 | 0.00 |
| Woodside Energy Group Limited (ASX:WDS) | 7,379.00 | 176,370.78 | 2,500.00 | 86,134.20 | 750.00 | 27,887.80 | 5,945.37 | 9,129.00 | 240,562.55 | 314,402.76 |
| | | 5,493,956.00 | | 1,591,796.74 | | 1,620,105.65 | 143,605.50 | | 5,609,252.59 | 6,311,242.58 |
| Fund Total | | 7,656,203.00 | | 4,432,253.09 | | 4,217,988.87 | 143,605.50 | | 8,014,072.72 | 8,716,062.71 |



NEGOTIATOR INVESTOR STATEMENT

STATEMENT NUMBER 29
30 JUNE 2022 TO 30 DECEMBER 2022

THE TRUSTEES
KENRICK FAMILY SUPER FUND
5 GOLDSACK ST
GLEN OSMOND SA 5064

WELCOME TO YOUR ANZ ACCOUNT AT A GLANCE

Account Details

KENRICK FAMILY SUPER FUND
A.B.N. 98936285529

Branch Number (BSB)

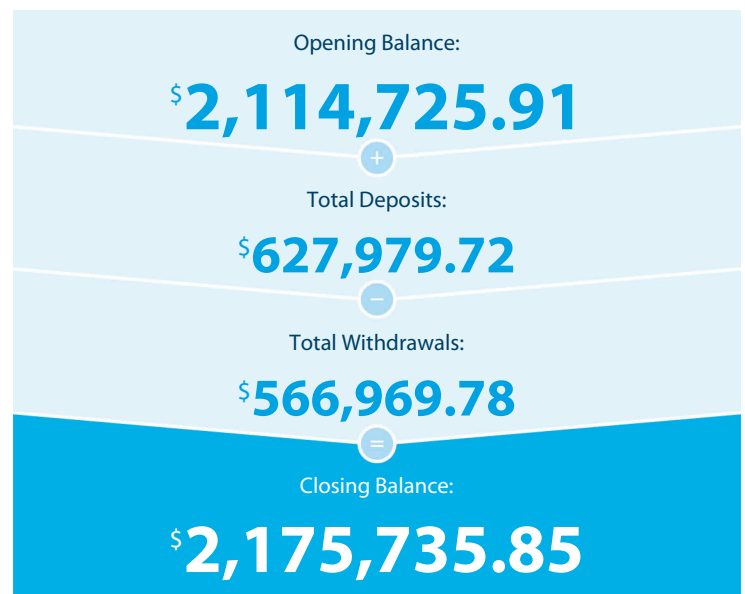
015-257

Account Number

4802-16125

Account Descriptor

NEGOTIATOR



NEED TO GET IN TOUCH?



ANZ Internet Banking
anz.com

OR



Enquiries: 13 13 14
Lost/Stolen Cards: 1800 033 844

NEGOTIATOR INVESTOR STATEMENT

Account Number 4802-16125

Transaction Details

Please retain this statement for taxation purposes

| Date | Transaction Details | Withdrawals (\$) | Deposits (\$) | Balance (\$) |
|---------------|--|---------------------|---------------------|---------------------|
| 2022 | | | | |
| 30 JUN | OPENING BALANCE | | | 2,114,725.91 |
| 01 JUL | DIVIDEND FROM CSR LTD DIVIDEND RCA22/00826639 | | 7,380.00 | 2,122,105.91 |
| 05 JUL | DEBENTURE/NOTE INTEREST FROM QUBE INTEREST JUL22/00800625 | | 3,640.19 | 2,125,746.10 |
| 07 JUL | ANZ INTERNET BANKING FUNDS TFER TRANSFER 828549 TO 012012492072325 | 70,000.00 | | 2,055,746.10 |
| 08 JUL | DIVIDEND FROM ORICA DIV 001278210725 | | 2,860.00 | 2,058,606.10 |
| 15 JUL | CREDIT INTEREST PAID | | 1,636.03 | 2,060,242.13 |
| 15 JUL | 2 EXCESS EFTPOS, PHONE BANKING, AUTOMATIC TRANSACTIONS - FEE | 0.40 | | 2,060,241.73 |
| 15 JUL | 1 EXCESS INTERNET/ONLINE TRANSACTIONS - FEE | 0.20 | | 2,060,241.53 |
| 20 JUL | DIVIDEND FROM WBCPE DST 001279848837 | | 322.53 | 2,060,564.06 |
| 21 JUL | DIVIDEND FROM GNCITMSPLDIV 001279709618 | | 9,600.00 | 2,070,164.06 |
| 29 JUL | DIVIDEND FROM RURAL FUNDS RFF S00028679220 | | 5,022.70 | 2,075,186.76 |
| 15 AUG | CREDIT INTEREST PAID | | 2,627.75 | 2,077,814.51 |
| 31 AUG | DEBENTURE/NOTE INTEREST FROM STOCKLAND LTD AUG22/00823604 | | 17,885.00 | 2,095,699.51 |
| 07 SEP | DIVIDEND FROM CODAN DIVIDEND 22SEP/00802976 | | 7,275.00 | 2,102,974.51 |
| 15 SEP | CREDIT INTEREST PAID | | 3,423.05 | 2,106,397.56 |
| 23 SEP | DIVIDEND FROM WBCPE DST 001284727492 | | 776.36 | 2,107,173.92 |
| 23 SEP | TRANSFER FROM WBCPE REDEM 001284797444 | | 130,000.00 | 2,237,173.92 |
| 26 SEP | ANZ INTERNET BANKING BPAY TAX OFFICE PAYMENT {969441} | 585.00 | | 2,236,588.92 |
| 28 SEP | DIVIDEND FROM DOW DIVIDEND AUF22/00811388 | | 4,073.16 | 2,240,662.08 |
| 28 SEP | ANZ INTERNET BANKING FUNDS TFER TRANSFER 309462 TO 012012492072325 | 142,000.00 | | 2,098,662.08 |
| 30 SEP | DIVIDEND FROM ORIGIN ENERGY S00028679220 | | 5,692.50 | 2,104,354.58 |
| 30 SEP | DIVIDEND FROM MONADELPHOUS LTD SEP22/00803353 | | 7,625.00 | 2,111,979.58 |
| 05 OCT | DEBENTURE/NOTE INTEREST FROM QUBE INTEREST OCT22/00800623 | | 5,125.48 | 2,117,105.06 |
| 06 OCT | DIVIDEND FROM FLETCHER BUILDIN 76027/4878 | | 5,039.66 | 2,122,144.72 |
| 06 OCT | DIVIDEND FROM WOODSIDE INT22/00758707 | | 11,802.93 | 2,133,947.65 |
| 14 OCT | CREDIT INTEREST PAID | | 4,037.13 | 2,137,984.78 |
| | TOTALS AT END OF PAGE | \$212,585.60 | \$235,844.47 | |

NEGOTIATOR INVESTOR STATEMENT

Account Number 4802-16125

| Date | Transaction Details | Withdrawals (\$) | Deposits (\$) | Balance (\$) |
|--------------------------------|--|---------------------|---------------------|-----------------------|
| 14 OCT | 5 EXCESS EFTPOS, PHONE BANKING, AUTOMATIC TRANSACTIONS - FEE | 1.00 | | 2,137,983.78 |
| 27 OCT | DIVIDEND FROM RIDLEY DIV OCT22/00802869 | | 7,200.00 | 2,145,183.78 |
| 28 OCT | DIVIDEND FROM CWP DIVIDEND OCT22/00801377 | | 11,730.65 | 2,156,914.43 |
| 28 OCT | DIVIDEND FROM BIS DIVIDEND OCT22/00800779 | | 15,392.79 | 2,172,307.22 |
| 31 OCT | DIVIDEND FROM RURAL FUNDS RFF S00028679220 | | 5,402.90 | 2,177,710.12 |
| 04 NOV | ANZ INTERNET BANKING FUNDS TFER TRANSFER 846000 TO 012012452825396 | 49.50 | | 2,177,660.62 |
| 15 NOV | CREDIT INTEREST PAID | | 5,022.91 | 2,182,683.53 |
| 16 NOV | ANZ INTERNET BANKING FUNDS TFER TRANSFER 712697 TO 012012492072325 | 284,000.00 | | 1,898,683.53 |
| 21 NOV | TRANSFER FROM TASSAL GROUP LTD NOV22/00803007 | | 302,560.73 | 2,201,244.26 |
| 22 NOV | ANZ INTERNET BANKING PAYMENT 739766 TO SMSF AUSTRALIA PTY LTD | 1,430.00 | | 2,199,814.26 |
| 29 NOV | ANZ INTERNET BANKING BPAY TAX OFFICE PAYMENT {659877} | 18,903.28 | | 2,180,910.98 |
| 29 NOV | ANZ INTERNET BANKING BPAY TAX OFFICE PAYMENT {660107} | 50,000.00 | | 2,130,910.98 |
| 09 DEC | DIVIDEND FROM CSR LTD DIVIDEND 22RCA/00827783 | | 7,920.00 | 2,138,830.98 |
| 14 DEC | DIVIDEND FROM GNCFNLSPCDIV 001286776204 | | 14,700.00 | 2,153,530.98 |
| 15 DEC | CREDIT INTEREST PAID | | 4,983.27 | 2,158,514.25 |
| 15 DEC | 2 EXCESS EFTPOS, PHONE BANKING, AUTOMATIC TRANSACTIONS - FEE | 0.40 | | 2,158,513.85 |
| 16 DEC | DIVIDEND FROM ELDERS LIMITED S00028679220 | | 11,172.00 | 2,169,685.85 |
| 22 DEC | DIVIDEND FROM ORI FNL DIV 001286706149 | | 6,050.00 | 2,175,735.85 |
| TOTALS AT END OF PAGE | | \$354,384.18 | \$392,135.25 | |
| TOTALS AT END OF PERIOD | | \$566,969.78 | \$627,979.72 | \$2,175,735.85 |

This Statement Includes

| | |
|-----------------------------|-------------|
| Interest earned on deposits | \$21,730.14 |
| ANZ bank charges | \$2.00 |

NEGOTIATOR INVESTOR STATEMENT

Account Number 4802-16125

Fee Summary

Fees Charged for period: 16 JUN 2022 to 15 JUL 2022

Summary of ANZ Transaction Fees

| | Transactions | | | Fee Per Transaction (\$) | Total Charge (\$) |
|---------------------------------------|--------------|------|------------|--------------------------------|-------------------------|
| | Total | Free | Additional | | |
| Transaction Fees | | | | | |
| INTERNET/ONLINE | 2.00 | 1.00 | 1.00 | 0.20 | 0.20 |
| EFTPOS/PHONE BANKING | 6.00 | 4.00 | 2.00 | 0.20 | 0.40 |
| Total Transaction Fees Charged | | | | | \$0.60 |

Please note: Overseas transaction fees, overseas ATM fees and non ANZ ATM operator fees not included

Fees Charged for period: 16 JUL 2022 to 15 AUG 2022

Summary of ANZ Transaction Fees

| | Transactions | | | Fee Per Transaction (\$) | Total Charge (\$) |
|---------------------------------------|--------------|------|------------|--------------------------------|-------------------------|
| | Total | Free | Additional | | |
| Transaction Fees | | | | | |
| EFTPOS/PHONE BANKING | 3.00 | 3.00 | | 0.20 | 0.00 |
| Total Transaction Fees Charged | | | | | \$0.00 |

Please note: Overseas transaction fees, overseas ATM fees and non ANZ ATM operator fees not included

Fees Charged for period: 16 AUG 2022 to 15 SEP 2022

Summary of ANZ Transaction Fees

| | Transactions | | | Fee Per Transaction (\$) | Total Charge (\$) |
|---------------------------------------|--------------|------|------------|--------------------------------|-------------------------|
| | Total | Free | Additional | | |
| Transaction Fees | | | | | |
| EFTPOS/PHONE BANKING | 2.00 | 2.00 | | 0.20 | 0.00 |
| Total Transaction Fees Charged | | | | | \$0.00 |

Please note: Overseas transaction fees, overseas ATM fees and non ANZ ATM operator fees not included

Fees Charged for period: 16 SEP 2022 to 14 OCT 2022

Summary of ANZ Transaction Fees

| | Transactions | | | Fee Per Transaction (\$) | Total Charge (\$) |
|---------------------------------------|--------------|------|------------|--------------------------------|-------------------------|
| | Total | Free | Additional | | |
| Transaction Fees | | | | | |
| INTERNET/ONLINE | 2.00 | 2.00 | | 0.20 | 0.00 |
| EFTPOS/PHONE BANKING | 8.00 | 3.00 | 5.00 | 0.20 | 1.00 |
| Total Transaction Fees Charged | | | | | \$1.00 |

Please note: Overseas transaction fees, overseas ATM fees and non ANZ ATM operator fees not included

NEGOTIATOR INVESTOR STATEMENT

Account Number 4802-16125

Fees Charged for period: 15 OCT 2022 to 15 NOV 2022

Summary of ANZ Transaction Fees

| | Transactions | | | Fee Per Transaction (\$) | Total Charge (\$) |
|---------------------------------------|--------------|------|------------|--------------------------------|-------------------------|
| | Total | Free | Additional | | |
| Transaction Fees | | | | | |
| INTERNET/ONLINE | 1.00 | 1.00 | | 0.20 | 0.00 |
| EFTPOS/PHONE BANKING | 4.00 | 4.00 | | 0.20 | 0.00 |
| Total Transaction Fees Charged | | | | | \$0.00 |

Please note: Overseas transaction fees, overseas ATM fees and non ANZ ATM operator fees not included

Fees Charged for period: 16 NOV 2022 to 15 DEC 2022

Summary of ANZ Transaction Fees

| | Transactions | | | Fee Per Transaction (\$) | Total Charge (\$) |
|---------------------------------------|--------------|------|------------|--------------------------------|-------------------------|
| | Total | Free | Additional | | |
| Transaction Fees | | | | | |
| INTERNET/ONLINE | 4.00 | 4.00 | | 0.20 | 0.00 |
| EFTPOS/PHONE BANKING | 3.00 | 1.00 | 2.00 | 0.20 | 0.40 |
| Total Transaction Fees Charged | | | | | \$0.40 |

Please note: Overseas transaction fees, overseas ATM fees and non ANZ ATM operator fees not included

Please note: Your fee cycle may not always reconcile with your statement cycle. This statement date ends on 30/12/22 and the monthly fee cycle, as appears above, ended on 15/12/22.

Summary of Relationship Benefit for this account

Amount (\$)

Your Relationship Benefit 5.00

This is made up of:

Value of Free Transactions 5.00

NEGOTIATOR INVESTOR STATEMENT

Account Number 4802-16125

IMPORTANT INFORMATION

PLEASE CHECK THE ENTRIES AND CALL 13 13 14 REGARDING ANY ERRORS ON THIS STATEMENT.

All entries generated are subject to authorisation and verification, and if necessary, adjustments will appear on a later statement.

Further information in relation to this product (including details of benefits or fees and charges) is available on request and you can access this information by reviewing the Terms and Conditions, and Fees and Charges brochures which can be found at anz.com or by calling **13 13 14**.

If you have a complaint about an ANZ product or service, please contact us and we will try to resolve the issue as quickly as possible. Our customer complaints guide is available at <https://www.anz.com.au/support/contact-us/compliments-suggestions-complaints/>, alternatively you may wish to:

- Call**
- General enquiries **13 13 14**
- us:**
- If you're overseas **+61 3 9683 9999**
 - ANZ Complaint Resolution Team on **1800 805 154**
 - If you're deaf, hard of hearing and/or have a speech impairment, call **133 677** or visit the **National Relay Service** at:
<https://nrschat.nrscall.gov.au/nrs/internetrelay>

Write ANZ Complaint Resolution Team
to us: Locked Bag 4050,
South Melbourne VIC 3205
or **ANZ online complaints form:**
<https://www.anz.com.au/support/contact-us/compliments-suggestions-complaints/feedback/>

Visit At your nearest ANZ branch.
us: If you have a Relationship Manager, please feel free to contact them.

If an issue has not been resolved to your satisfaction, you can lodge a complaint with the Australian Financial Complaints Authority (**AFCA**). AFCA provides fair and independent financial services complaint resolution that is free to consumers.

Call: **1800 931 678** (free call within Australia), or **+61 1800 931 678** (International)
Online: Email: info@afca.org.au
Web: www.afca.org.au

Write Australian Financial Complaints Authority Limited
to: GPO Box 3,
Melbourne VIC 3001



NEGOTIATOR INVESTOR STATEMENT

STATEMENT NUMBER 30
30 DECEMBER 2022 TO 30 JUNE 2023

THE TRUSTEES
KENRICK FAMILY SUPER FUND
5 GOLDSACK ST
GLEN OSMOND SA 5064

WELCOME TO YOUR ANZ ACCOUNT AT A GLANCE

Account Details

KENRICK FAMILY SUPER FUND
A.B.N. 98936285529

Branch Number (BSB)

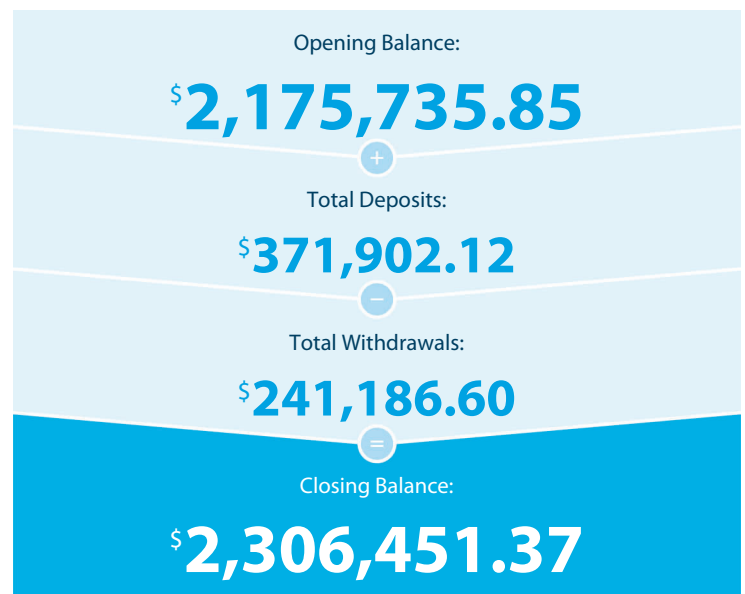
015-257

Account Number

4802-16125

Account Descriptor

NEGOTIATOR



NEED TO GET IN TOUCH?



ANZ Internet Banking
anz.com

OR



Enquiries: 13 13 14
Lost/Stolen Cards: 1800 033 844

NEGOTIATOR INVESTOR STATEMENT

Account Number 4802-16125

Transaction Details

Please retain this statement for taxation purposes

| Date | Transaction Details | Withdrawals (\$) | Deposits (\$) | Balance (\$) |
|---------------|--|---------------------|---------------------|---------------------|
| 2022 | | | | |
| 30 DEC | OPENING BALANCE | | | 2,175,735.85 |
| 2023 | ANZ INTERNET BANKING BPAY | | | |
| 03 JAN | TAX OFFICE PAYMENT {806948} EFFECTIVE DATE 31 DEC 2022 | 35,300.00 | | 2,140,435.85 |
| 05 JAN | DEBENTURE/NOTE INTEREST FROM QUBE INTEREST JAN23/00800606 | | 5,998.66 | 2,146,434.51 |
| 13 JAN | TRANSFER FROM CMC MARKETS STOC 23963726 | | 25,000.00 | 2,171,434.51 |
| 13 JAN | CREDIT INTEREST PAID | | 5,233.62 | 2,176,668.13 |
| 16 JAN | TRANSFER FROM CMC MARKETS STOC 23981347 | | 35,000.00 | 2,211,668.13 |
| 31 JAN | DIVIDEND FROM RURAL FUNDS RFF S00028679220 | | 5,696.15 | 2,217,364.28 |
| 15 FEB | CREDIT INTEREST PAID | | 6,203.43 | 2,223,567.71 |
| 28 FEB | DEBENTURE/NOTE INTEREST FROM STOCKLAND LTD FEB23/00823567 | | 15,163.00 | 2,238,730.71 |
| 10 MAR | DIVIDEND FROM CODAN DIVIDEND 23MAR/00803147 | | 6,300.00 | 2,245,030.71 |
| 15 MAR | ANZ INTERNET BANKING FUNDS TFER TRANSFER 643600 TO 012012492072325 | 70,000.00 | | 2,175,030.71 |
| 15 MAR | CREDIT INTEREST PAID | | 5,759.94 | 2,180,790.65 |
| 24 MAR | DIVIDEND FROM ORIGIN ENERGY S00028679220 | | 5,362.50 | 2,186,153.15 |
| 30 MAR | ANZ INTERNET BANKING BPAY TAX OFFICE PAYMENT {945537} | 17,943.00 | | 2,168,210.15 |
| 31 MAR | DIVIDEND FROM MONADELPHOUS LTD MAR23/00803132 | | 7,560.00 | 2,175,770.15 |
| 05 APR | DEBENTURE/NOTE INTEREST FROM QUBE INTEREST APR23/00800593 | | 6,251.62 | 2,182,021.77 |
| 05 APR | DIVIDEND FROM WOODSIDE FIN22/00771726 | | 17,513.11 | 2,199,534.88 |
| 06 APR | DIVIDEND FROM FLETCHER BUILDIN 82349/7109 | | 6,814.84 | 2,206,349.72 |
| 11 APR | DIVIDEND FROM DOW DIVIDEND AUI23/00811522 | | 3,147.15 | 2,209,496.87 |
| 14 APR | CREDIT INTEREST PAID | | 6,385.22 | 2,215,882.09 |
| 14 APR | 2 EXCESS EFTPOS, PHONE BANKING, AUTOMATIC TRANSACTIONS - FEE | 0.40 | | 2,215,881.69 |
| 24 APR | TRANSFER FROM CMC MARKETS STOC 25191465 | | 100,000.00 | 2,315,881.69 |
| 27 APR | DIVIDEND FROM RIDLEY DIV APR23/00802808 | | 6,900.00 | 2,322,781.69 |
| 28 APR | DIVIDEND FROM RURAL FUNDS RFF S00028679220 | | 6,282.65 | 2,329,064.34 |
| 28 APR | DIVIDEND FROM BIS DIVIDEND APR23/00801040 | | 7,601.24 | 2,336,665.58 |
| | TOTALS AT END OF PAGE | \$123,243.40 | \$284,173.13 | |

NEGOTIATOR INVESTOR STATEMENT

Account Number 4802-16125

| Date | Transaction Details | Withdrawals (\$) | Deposits (\$) | Balance (\$) |
|--------|--|---------------------|---------------------|-----------------------|
| 28 APR | DIVIDEND FROM CWP DIVIDEND APR23/00801353 | | 11,037.00 | 2,347,702.58 |
| 08 MAY | TRANSFER FROM CMC MARKETS STOC 25345479 | | 50,000.00 | 2,397,702.58 |
| 15 MAY | CREDIT INTEREST PAID | | 7,167.97 | 2,404,870.55 |
| 15 MAY | 1 EXCESS EFTPOS, PHONE BANKING, AUTOMATIC TRANSACTIONS - FEE | 0.20 | | 2,404,870.35 |
| 05 JUN | TRANSFER FROM ATO ATO002000018193658 | | 957.73 | 2,405,828.08 |
| 15 JUN | CREDIT INTEREST PAID | | 7,894.29 | 2,413,722.37 |
| 22 JUN | DIVIDEND FROM ELDERS LIMITED S00028679220 | | 10,672.00 | 2,424,394.37 |
| 26 JUN | ANZ INTERNET BANKING FUNDS TFER TRANSFER 752907 TO 012012492072325 | 100,000.00 | | 2,324,394.37 |
| 28 JUN | ANZ INTERNET BANKING BPAY TAX OFFICE PAYMENT {939303} | 17,943.00 | | 2,306,451.37 |
| | TOTALS AT END OF PAGE | \$117,943.20 | \$87,728.99 | |
| | TOTALS AT END OF PERIOD | \$241,186.60 | \$371,902.12 | \$2,306,451.37 |

This Statement Includes

| | |
|-----------------------------|-------------|
| Interest earned on deposits | \$38,644.47 |
| ANZ bank charges | \$0.60 |

Yearly Summary

Previous Year to 30/06/2023 (\$)

| | |
|-----------------------------|---------------|
| Interest earned on deposits | 60,374.61 |
| Fees Charged | |
| ANZ bank account fee | 2.60 |
| Total | \$2.60 |

Fee Summary

Fees Charged for period: 16 DEC 2022 to 13 JAN 2023

Summary of ANZ Transaction Fees

| | Transactions | | Fee Per Transaction (\$) | Total Charge (\$) |
|---------------------------------------|--------------|-----------------|--------------------------|-------------------|
| | Total | Free Additional | | |
| Transaction Fees | | | | |
| INTERNET/ONLINE | 1.00 | 1.00 | 0.20 | 0.00 |
| EFTPOS/PHONE BANKING | 4.00 | 4.00 | 0.20 | 0.00 |
| Total Transaction Fees Charged | | | | \$0.00 |

Please note: Overseas transaction fees, overseas ATM fees and non ANZ ATM operator fees not included

NEGOTIATOR INVESTOR STATEMENT

Account Number 4802-16125

Fees Charged for period: 14 JAN 2023 to 15 FEB 2023

Summary of ANZ Transaction Fees

| | Transactions | | | Fee Per Transaction (\$) | Total Charge (\$) |
|---------------------------------------|--------------|------|------------|--------------------------------|-------------------------|
| | Total | Free | Additional | | |
| Transaction Fees | | | | | |
| EFTPOS/PHONE BANKING | 2.00 | 2.00 | | 0.20 | 0.00 |
| Total Transaction Fees Charged | | | | | \$0.00 |

Please note: Overseas transaction fees, overseas ATM fees and non ANZ ATM operator fees not included

Fees Charged for period: 16 FEB 2023 to 15 MAR 2023

Summary of ANZ Transaction Fees

| | Transactions | | | Fee Per Transaction (\$) | Total Charge (\$) |
|---------------------------------------|--------------|------|------------|--------------------------------|-------------------------|
| | Total | Free | Additional | | |
| Transaction Fees | | | | | |
| INTERNET/ONLINE | 1.00 | 1.00 | | 0.20 | 0.00 |
| EFTPOS/PHONE BANKING | 2.00 | 2.00 | | 0.20 | 0.00 |
| Total Transaction Fees Charged | | | | | \$0.00 |

Please note: Overseas transaction fees, overseas ATM fees and non ANZ ATM operator fees not included

Fees Charged for period: 16 MAR 2023 to 14 APR 2023

Summary of ANZ Transaction Fees

| | Transactions | | | Fee Per Transaction (\$) | Total Charge (\$) |
|---------------------------------------|--------------|------|------------|--------------------------------|-------------------------|
| | Total | Free | Additional | | |
| Transaction Fees | | | | | |
| INTERNET/ONLINE | 1.00 | 1.00 | | 0.20 | 0.00 |
| EFTPOS/PHONE BANKING | 6.00 | 4.00 | 2.00 | 0.20 | 0.40 |
| Total Transaction Fees Charged | | | | | \$0.40 |

Please note: Overseas transaction fees, overseas ATM fees and non ANZ ATM operator fees not included

Fees Charged for period: 15 APR 2023 to 15 MAY 2023

Summary of ANZ Transaction Fees

| | Transactions | | | Fee Per Transaction (\$) | Total Charge (\$) |
|---------------------------------------|--------------|------|------------|--------------------------------|-------------------------|
| | Total | Free | Additional | | |
| Transaction Fees | | | | | |
| EFTPOS/PHONE BANKING | 6.00 | 5.00 | 1.00 | 0.20 | 0.20 |
| Total Transaction Fees Charged | | | | | \$0.20 |

Please note: Overseas transaction fees, overseas ATM fees and non ANZ ATM operator fees not included

NEGOTIATOR INVESTOR STATEMENT

Account Number 4802-16125

Fees Charged for period: 16 MAY 2023 to 15 JUN 2023

Summary of ANZ Transaction Fees

| | Transactions | | Fee Per Transaction (\$) | Total Charge (\$) |
|---------------------------------------|--------------|-----------------|--------------------------------|-------------------------|
| | Total | Free Additional | | |
| Transaction Fees | | | | |
| EFTPOS/PHONE BANKING | 1.00 | 1.00 | 0.20 | 0.00 |
| Total Transaction Fees Charged | | | | \$0.00 |

Please note: Overseas transaction fees, overseas ATM fees and non ANZ ATM operator fees not included

Please note: Your fee cycle may not always reconcile with your statement cycle. This statement date ends on 30/06/23 and the monthly fee cycle, as appears above, ended on 15/06/23.

Summary of Relationship Benefit for this account

Amount (\$)

| | |
|----------------------------------|-------------|
| Your Relationship Benefit | 4.20 |
| This is made up of: | |
| Value of Free Transactions | 4.20 |

NEGOTIATOR INVESTOR STATEMENT

Account Number 4802-16125

IMPORTANT INFORMATION

PLEASE CHECK THE ENTRIES AND CALL 13 13 14 REGARDING ANY ERRORS ON THIS STATEMENT.

All entries generated are subject to authorisation and verification, and if necessary, adjustments will appear on a later statement.

Further information in relation to this product (including details of benefits or fees and charges) is available on request and you can access this information by reviewing the Terms and Conditions, and Fees and Charges brochures which can be found at anz.com or by calling **13 13 14**.

If you have a complaint about an ANZ product or service, please contact us and we will try to resolve the issue as quickly as possible. Our customer complaints guide is available at <https://www.anz.com.au/support/contact-us/compliments-suggestions-complaints/>, alternatively you may wish to:

- Call**
- General enquiries **13 13 14**
- us:**
- If you're overseas **+61 3 9683 9999**
 - ANZ Complaint Resolution Team on **1800 805 154**
 - If you're deaf, hard of hearing and/or have a speech impairment, call **133 677** or visit the **National Relay Service** at:
<https://nrschat.nrscall.gov.au/nrs/internetrelay>

Write ANZ Complaint Resolution Team
to us: Locked Bag 4050,
South Melbourne VIC 3205
or **ANZ online complaints form:**
<https://www.anz.com.au/support/contact-us/compliments-suggestions-complaints/feedback/>

Visit At your nearest ANZ branch.
us: If you have a Relationship Manager, please feel free to contact them.

If an issue has not been resolved to your satisfaction, you can lodge a complaint with the Australian Financial Complaints Authority (**AFCA**). AFCA provides fair and independent financial services complaint resolution that is free to consumers.

Call: **1800 931 678** (free call within Australia), or **+61 1800 931 678** (International)
Online: Email: info@afca.org.au
Web: www.afca.org.au

Write Australian Financial Complaints Authority Limited
to: GPO Box 3,
Melbourne VIC 3001

Income tax 551

| | |
|-----------------------|----------------|
| Date generated | 07 August 2023 |
| Overdue | \$0.00 |
| Not yet due | \$0.00 |
| Balance | \$0.00 |

Transactions

6 results found - from **07 August 2021** to **07 August 2023** sorted by **processed date** ordered **newest to oldest**

| Processed date | Effective date | Description | Debit (DR) | Credit (CR) | Balance |
|----------------|----------------|---|-------------|-------------|----------------|
| 31 May 2023 | 5 Jun 2023 | EFT refund for Income Tax for the period from 01 Jul 21 to 30 Jun 22 | \$957.73 | | \$0.00 |
| 30 May 2023 | 15 May 2023 | Interest for early payment | | \$957.73 | \$957.73 CR |
| 30 Nov 2022 | 29 Nov 2022 | Payment received | | \$68,903.28 | \$0.00 |
| 29 Nov 2022 | 15 May 2023 | Tax return Self Man Superfund - Income Tax for the period from 01 Jul 21 to 30 Jun 22 | \$68,903.28 | | \$68,903.28 DR |
| 21 Dec 2021 | 20 Dec 2021 | Payment received | | \$1,983.39 | \$0.00 |
| 2 Dec 2021 | 16 May 2022 | Tax return Self Man Superfund - Income Tax for the period from 01 Jul 20 to 30 Jun 21 | \$1,983.39 | | \$1,983.39 DR |



Activity statement 001

| | |
|-----------------------|----------------|
| Date generated | 07 August 2023 |
| Overdue | \$0.00 |
| Not yet due | \$0.00 |
| Balance | \$0.00 |

Transactions

14 results found - from **07 August 2021** to **07 August 2023** sorted by **processed date** ordered **newest to oldest**

| Processed date | Effective date | Description | Debit (DR) | Credit (CR) | Balance |
|----------------|----------------|--|-------------|-------------|----------------|
| 29 Jun 2023 | 28 Jun 2023 | Payment received | | \$17,943.00 | \$0.00 |
| 28 Jun 2023 | 28 Jul 2023 | Original Activity Statement for the period ending 30 Jun 23 - PAYG Instalments | \$17,943.00 | | \$17,943.00 DR |
| 31 Mar 2023 | 30 Mar 2023 | Payment received | | \$17,943.00 | \$0.00 |
| 29 Mar 2023 | 28 Apr 2023 | Original Activity Statement for the period ending 31 Mar 23 - PAYG Instalments | \$17,943.00 | | \$17,943.00 DR |
| 4 Jan 2023 | 3 Jan 2023 | Payment received | | \$35,300.00 | \$0.00 |
| 15 Dec 2022 | 28 Feb 2023 | Original Activity Statement for the period ending 31 Dec 22 - PAYG Instalments | \$35,300.00 | | \$35,300.00 DR |
| 27 Sep 2022 | 26 Sep 2022 | Payment received | | \$585.00 | \$0.00 |
| 23 Sep 2022 | 28 Oct 2022 | Original Activity Statement for the period ending 30 Sep 22 - PAYG Instalments | \$585.00 | | \$585.00 DR |
| 29 Jun 2022 | 28 Jun 2022 | Payment received | | \$574.00 | \$0.00 |

| Processed date | Effective date | Description | Debit (DR) | Credit (CR) | Balance |
|-----------------------|-----------------------|--|-------------------|--------------------|----------------|
| 28 Jun 2022 | 28 Jul 2022 | Original Activity Statement for the period ending 30 Jun 22 - PAYG Instalments | \$574.00 | | \$574.00 DR |
| 8 Apr 2022 | 7 Apr 2022 | Payment received | | \$574.00 | \$0.00 |
| 7 Apr 2022 | 28 Apr 2022 | Original Activity Statement for the period ending 31 Mar 22 - PAYG Instalments | \$574.00 | | \$574.00 DR |
| 23 Dec 2021 | 22 Dec 2021 | Payment received | | \$574.00 | \$0.00 |
| 21 Dec 2021 | 28 Feb 2022 | Original Activity Statement for the period ending 31 Dec 21 - PAYG Instalments | \$574.00 | | \$574.00 DR |



ANZ CASH INVESTMENT ACCT STATEMENT

STATEMENT NUMBER 31

04 FEBRUARY 2022 TO 05 AUGUST 2022

MR ROBERT J KENRICK +
MRS WAI N KENRICK
5 GOLDSACK ST
GLEN OSMOND SA 5064

WELCOME TO YOUR ANZ ACCOUNT AT A GLANCE

Account Details

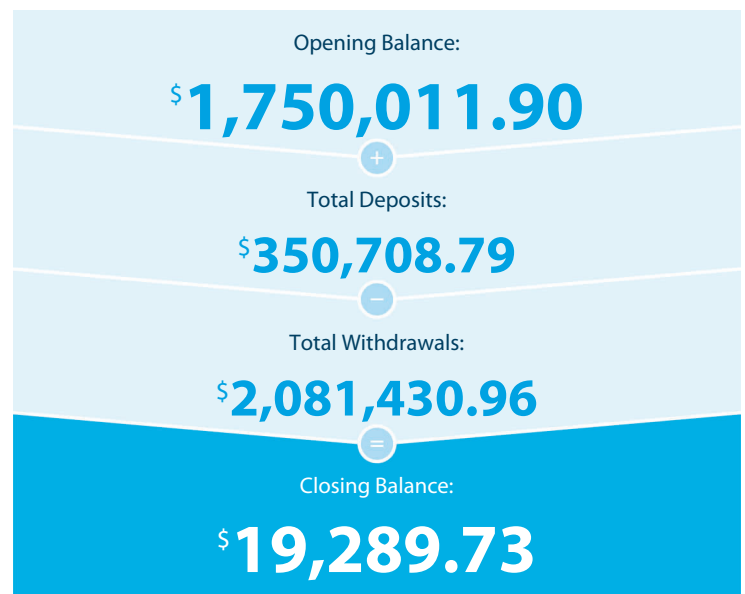
KENRICK FAM SUPER FUND

Branch Number (BSB)

012-012

Account Number

4920-72325



NEED TO GET IN TOUCH?



ANZ Internet Banking
anz.com

OR



Enquiries: 133350
Lost/Stolen Cards: 1800 033 844

ANZ CASH INVESTMENT ACCT STATEMENT

Account Number 4920-72325

Transaction Details

Please retain this statement for taxation purposes

| Date | Transaction Details | Withdrawals (\$) | Deposits (\$) | Balance (\$) |
|---------------|--|---------------------|--------------------|---------------------|
| 2022 | | | | |
| 04 FEB | OPENING BALANCE | | | 1,750,011.90 |
| 07 FEB | SHARE TRADE WITHDRAWAL TO CMC MARKETS STOC C17917875 | 8,659.95 | | 1,741,351.95 |
| 09 FEB | SHARE TRADE WITHDRAWAL TO CMC MARKETS STOC C17947971 | 8,754.95 | | 1,732,597.00 |
| 10 FEB | SHARE TRADE WITHDRAWAL TO CMC MARKETS STOC C17959194 | 11,719.95 | | 1,720,877.05 |
| 11 FEB | TRANSFER FROM CMC MARKETS STOC C17983171 | | 6,100.05 | 1,726,977.10 |
| 15 FEB | SHARE TRADE WITHDRAWAL TO CMC MARKETS STOC C18016141 | 8,919.95 | | 1,718,057.15 |
| 16 FEB | TRANSFER FROM CMC MARKETS STOC C18038944 | | 12,400.05 | 1,730,457.20 |
| 16 FEB | SHARE TRADE WITHDRAWAL TO CMC MARKETS STOC C18026690 | 8,779.95 | | 1,721,677.25 |
| 17 FEB | SHARE TRADE WITHDRAWAL TO CMC MARKETS STOC C18042943 | 8,669.95 | | 1,713,007.30 |
| 17 FEB | SHARE TRADE WITHDRAWAL TO CMC MARKETS STOC C18044014 | 11,259.95 | | 1,701,747.35 |
| 17 FEB | SHARE TRADE WITHDRAWAL TO CMC MARKETS STOC C18043175 | 11,569.95 | | 1,690,177.40 |
| 21 FEB | SHARE TRADE WITHDRAWAL TO CMC MARKETS STOC C18084940 | 13,969.95 | | 1,676,207.45 |
| 22 FEB | SHARE TRADE WITHDRAWAL TO CMC MARKETS STOC C18095795 | 16,359.86 | | 1,659,847.59 |
| 23 FEB | SHARE TRADE WITHDRAWAL TO CMC MARKETS STOC C18118604 | 7,474.95 | | 1,652,372.64 |
| 23 FEB | SHARE TRADE WITHDRAWAL TO CMC MARKETS STOC C18113409 | 15,859.95 | | 1,636,512.69 |
| 24 FEB | TRANSFER FROM CMC MARKETS STOC C18125792 | | 10,480.05 | 1,646,992.74 |
| 24 FEB | SHARE TRADE WITHDRAWAL TO CMC MARKETS STOC C18136546 | 9,699.95 | | 1,637,292.79 |
| 24 FEB | SHARE TRADE WITHDRAWAL TO CMC MARKETS STOC C18133609 | 9,779.95 | | 1,627,512.84 |
| 25 FEB | TRANSFER FROM CMC MARKETS STOC C18142351 | | 11,000.05 | 1,638,512.89 |
| 25 FEB | TRANSFER FROM CMC MARKETS STOC C18149816 | | 11,180.05 | 1,649,692.94 |
| 25 FEB | SHARE TRADE WITHDRAWAL TO CMC MARKETS STOC C18142194 | 15,139.95 | | 1,634,552.99 |
| 28 FEB | TRANSFER FROM CMC MARKETS STOC C18162704 | | 11,420.05 | 1,645,973.04 |
| 28 FEB | SHARE TRADE WITHDRAWAL TO CMC MARKETS STOC C18172139 | 9,599.95 | | 1,636,373.09 |
| 28 FEB | SHARE TRADE WITHDRAWAL TO CMC MARKETS STOC C18172097 | 14,139.95 | | 1,622,233.14 |
| | TOTALS AT END OF PAGE | \$190,359.06 | \$62,580.30 | |

ANZ CASH INVESTMENT ACCT STATEMENT

Account Number 4920-72325

| Date | Transaction Details | Withdrawals (\$) | Deposits (\$) | Balance (\$) |
|------------------------------|--|-----------------------|---------------------|--------------|
| 28 FEB | SHARE TRADE WITHDRAWAL TO CMC MARKETS STOC C18163397 | 14,479.95 | | 1,607,753.19 |
| 28 FEB | CREDIT INTEREST PAID | | 65.59 | 1,607,818.78 |
| 01 MAR | SHARE TRADE WITHDRAWAL TO CMC MARKETS STOC C18187492 | 9,479.95 | | 1,598,338.83 |
| 04 MAR | TRANSFER FROM CMC MARKETS STOC C18245716 | | 11,770.05 | 1,610,108.88 |
| 07 MAR | TRANSFER FROM CMC MARKETS STOC C18257696 | | 11,980.05 | 1,622,088.93 |
| 09 MAR | TRANSFER FROM CMC MARKETS STOC C18302302 | | 14,016.93 | 1,636,105.86 |
| 09 MAR | TRANSFER FROM CMC MARKETS STOC C18291610 | | 16,885.05 | 1,652,990.91 |
| 09 MAR | SHARE TRADE WITHDRAWAL TO CMC MARKETS STOC C18303339 | 14,099.95 | | 1,638,890.96 |
| 10 MAR | SHARE TRADE WITHDRAWAL TO CMC MARKETS STOC C18316795 | 9,379.95 | | 1,629,511.01 |
| 11 MAR | SHARE TRADE WITHDRAWAL TO CMC MARKETS STOC C18330332 | 8,759.95 | | 1,620,751.06 |
| 11 MAR | SHARE TRADE WITHDRAWAL TO CMC MARKETS STOC C18330049 | 8,853.82 | | 1,611,897.24 |
| 11 MAR | SHARE TRADE WITHDRAWAL TO CMC MARKETS STOC C18330045 | 8,859.95 | | 1,603,037.29 |
| 16 MAR | TRANSFER FROM CMC MARKETS STOC C18378325 | | 13,200.05 | 1,616,237.34 |
| 16 MAR | TRANSFER FROM CMC MARKETS STOC C18381593 | | 13,390.05 | 1,629,627.39 |
| 16 MAR | TRANSFER FROM CMC MARKETS STOC C18377980 | | 26,211.14 | 1,655,838.53 |
| 25 MAR | TRANSFER FROM CMC MARKETS STOC C18488744 | | 8,230.05 | 1,664,068.58 |
| 28 MAR | TRANSFER FROM CMC MARKETS STOC C18504122 | | 8,330.05 | 1,672,398.63 |
| 29 MAR | TRANSFER FROM CMC MARKETS STOC C18529241 | | 6,100.05 | 1,678,498.68 |
| 31 MAR | SHARE TRADE WITHDRAWAL TO CMC MARKETS STOC C18558266 | 15,179.95 | | 1,663,318.73 |
| 31 MAR | CREDIT INTEREST PAID | | 69.43 | 1,663,388.16 |
| 14 APR | SHARE TRADE WITHDRAWAL TO CMC MARKETS STOC C18745160 | 14,009.95 | | 1,649,378.21 |
| 29 APR | SHARE TRADE WITHDRAWAL TO CMC MARKETS STOC C18896371 | 9,964.95 | | 1,639,413.26 |
| 29 APR | CREDIT INTEREST PAID | | 65.79 | 1,639,479.05 |
| 04 MAY | SHARE TRADE WITHDRAWAL TO CMC MARKETS STOC 20959053 | 1,365,000.00 | | 274,479.05 |
| 06 MAY | TRANSFER FROM CMC MARKETS STOC C18976924 | | 10,630.05 | 285,109.10 |
| 06 MAY | SHARE TRADE WITHDRAWAL TO CMC MARKETS STOC C18972689 | 17,428.97 | | 267,680.13 |
| TOTALS AT END OF PAGE | | \$1,495,497.34 | \$140,944.33 | |

ANZ CASH INVESTMENT ACCT STATEMENT

Account Number 4920-72325

| Date | Transaction Details | Withdrawals (\$) | Deposits (\$) | Balance (\$) |
|------------------------------|--|---------------------|--------------------|--------------|
| 10 MAY | SHARE TRADE WITHDRAWAL TO CMC MARKETS STOC C19017935 | 8,539.95 | | 259,140.18 |
| 10 MAY | SHARE TRADE WITHDRAWAL TO CMC MARKETS STOC C19018102 | 11,749.95 | | 247,390.23 |
| 16 MAY | SHARE TRADE WITHDRAWAL TO CMC MARKETS STOC C19094814 | 10,289.95 | | 237,100.28 |
| 18 MAY | SHARE TRADE WITHDRAWAL TO CMC MARKETS STOC C19128953 | 10,359.95 | | 226,740.33 |
| 19 MAY | SHARE TRADE WITHDRAWAL TO CMC MARKETS STOC C19138653 | 10,219.95 | | 216,520.38 |
| 23 MAY | SHARE TRADE WITHDRAWAL TO CMC MARKETS STOC C19170395 | 9,999.95 | | 206,520.43 |
| 23 MAY | SHARE TRADE WITHDRAWAL TO CMC MARKETS STOC C19164373 | 10,439.95 | | 196,080.48 |
| 23 MAY | SHARE TRADE WITHDRAWAL TO CMC MARKETS STOC C19164776 | 15,339.95 | | 180,740.53 |
| 26 MAY | TRANSFER FROM CMC MARKETS STOC C19202958 | | 15,100.05 | 195,840.58 |
| 30 MAY | SHARE TRADE WITHDRAWAL TO CMC MARKETS STOC C19237852 | 14,979.95 | | 180,860.63 |
| 31 MAY | CREDIT INTEREST PAID | | 11.68 | 180,872.31 |
| 02 JUN | TRANSFER FROM CMC MARKETS STOC C19277199 | | 12,175.05 | 193,047.36 |
| 08 JUN | TRANSFER FROM CMC MARKETS STOC C19333674 | | 12,350.05 | 205,397.41 |
| 15 JUN | SHARE TRADE WITHDRAWAL TO CMC MARKETS STOC C19392741 | 8,079.95 | | 197,317.46 |
| 15 JUN | SHARE TRADE WITHDRAWAL TO CMC MARKETS STOC C19393315 | 8,759.95 | | 188,557.51 |
| 15 JUN | SHARE TRADE WITHDRAWAL TO CMC MARKETS STOC C19392853 | 9,419.95 | | 179,137.56 |
| 15 JUN | SHARE TRADE WITHDRAWAL TO CMC MARKETS STOC C19392989 | 10,969.95 | | 168,167.61 |
| 16 JUN | SHARE TRADE WITHDRAWAL TO CMC MARKETS STOC C19426475 | 7,019.95 | | 161,147.66 |
| 16 JUN | SHARE TRADE WITHDRAWAL TO CMC MARKETS STOC C19425561 | 7,579.95 | | 153,567.71 |
| 16 JUN | SHARE TRADE WITHDRAWAL TO CMC MARKETS STOC C19425486 | 8,357.07 | | 145,210.64 |
| 16 JUN | SHARE TRADE WITHDRAWAL TO CMC MARKETS STOC C19425836 | 8,919.95 | | 136,290.69 |
| 16 JUN | SHARE TRADE WITHDRAWAL TO CMC MARKETS STOC C19425944 | 9,629.95 | | 126,660.74 |
| 16 JUN | SHARE TRADE WITHDRAWAL TO CMC MARKETS STOC C19427691 | 10,359.95 | | 116,300.79 |
| 16 JUN | SHARE TRADE WITHDRAWAL TO CMC MARKETS STOC C19425659 | 12,419.95 | | 103,880.84 |
| 16 JUN | SHARE TRADE WITHDRAWAL TO CMC MARKETS STOC C19425789 | 13,319.95 | | 90,560.89 |
| TOTALS AT END OF PAGE | | \$216,756.07 | \$39,636.83 | |

ANZ CASH INVESTMENT ACCT STATEMENT

Account Number 4920-72325

| Date | Transaction Details | Withdrawals (\$) | Deposits (\$) | Balance (\$) |
|--------------------------------|--|-----------------------|---------------------|--------------------|
| 16 JUN | SHARE TRADE WITHDRAWAL TO CMC MARKETS STOC C19426199 | 13,319.95 | | 77,240.94 |
| 21 JUN | SHARE TRADE WITHDRAWAL TO CMC MARKETS STOC C19481003 | 6,979.95 | | 70,260.99 |
| 21 JUN | SHARE TRADE WITHDRAWAL TO CMC MARKETS STOC C19468689 | 10,059.95 | | 60,201.04 |
| 21 JUN | SHARE TRADE WITHDRAWAL TO CMC MARKETS STOC C19480913 | 12,679.95 | | 47,521.09 |
| 07 JUL | ANZ INTERNET BANKING FUNDS TFER TRANSFER 828549 FROM 480216125 | | 70,000.00 | 117,521.09 |
| 11 JUL | SHARE TRADE WITHDRAWAL TO CMC MARKETS STOC C19669873 | 10,179.95 | | 107,341.14 |
| 11 JUL | SHARE TRADE WITHDRAWAL TO CMC MARKETS STOC C19669447 | 12,499.95 | | 94,841.19 |
| 15 JUL | SHARE TRADE WITHDRAWAL TO CMC MARKETS STOC C19713611 | 10,219.95 | | 84,621.24 |
| 15 JUL | SHARE TRADE WITHDRAWAL TO CMC MARKETS STOC C19713445 | 11,019.95 | | 73,601.29 |
| 25 JUL | TRANSFER FROM CMC MARKETS STOC C19777323 | | 20,627.28 | 94,228.57 |
| 25 JUL | SHARE TRADE WITHDRAWAL TO CMC MARKETS STOC C19777479 | 23,603.92 | | 70,624.65 |
| 26 JUL | TRANSFER FROM CMC MARKETS STOC C19790678 | | 16,920.05 | 87,544.70 |
| 26 JUL | SHARE TRADE WITHDRAWAL TO CMC MARKETS STOC C19792715 | 22,865.12 | | 64,679.58 |
| 01 AUG | SHARE TRADE WITHDRAWAL TO CMC MARKETS STOC C19834009 | 16,899.95 | | 47,779.63 |
| 03 AUG | SHARE TRADE WITHDRAWAL TO CMC MARKETS STOC C19874888 | 12,389.95 | | 35,389.68 |
| 04 AUG | SHARE TRADE WITHDRAWAL TO CMC MARKETS STOC C19882401 | 16,099.95 | | 19,289.73 |
| TOTALS AT END OF PAGE | | \$178,818.49 | \$107,547.33 | |
| TOTALS AT END OF PERIOD | | \$2,081,430.96 | \$350,708.79 | \$19,289.73 |

This Statement Includes

| | |
|-----------------------------|----------|
| Interest earned on deposits | \$212.49 |
|-----------------------------|----------|

Yearly Summary

Previous Year to 30/06/2022 (\$)

| | |
|-----------------------------|----------|
| Interest earned on deposits | 1,020.14 |
|-----------------------------|----------|

ANZ CASH INVESTMENT ACCT STATEMENT

Account Number 4920-72325

IMPORTANT INFORMATION

PLEASE CHECK THE ENTRIES AND CALL 13 13 14 REGARDING ANY ERRORS ON THIS STATEMENT.

All entries generated are subject to authorisation and verification, and if necessary, adjustments will appear on a later statement.

Further information in relation to this product (including details of benefits or fees and charges) is available on request and you can access this information by reviewing the Terms and Conditions, and Fees and Charges brochures which can be found at anz.com or by calling **13 13 14**.

If you have a complaint about an ANZ product or service, please contact us and we will try to resolve the issue as quickly as possible. Our customer complaints guide is available at <https://www.anz.com.au/support/contact-us/compliments-suggestions-complaints/>, alternatively you may wish to:

- Call**
- General enquiries **13 13 14**
- us:**
- If you're overseas **+61 3 9683 9999**
 - ANZ Complaint Resolution Team on **1800 805 154**
 - If you're deaf, hard of hearing and/or have a speech impairment, call **133 677** or visit the **National Relay Service** at:
<https://nrschat.nrscall.gov.au/nrs/internetrelay>

Write ANZ Complaint Resolution Team
to us: Locked Bag 4050,
South Melbourne VIC 3205
or **ANZ online complaints form:**
<https://www.anz.com.au/support/contact-us/compliments-suggestions-complaints/feedback/>

Visit At your nearest ANZ branch.
us: If you have a Relationship Manager, please feel free to contact them.

If an issue has not been resolved to your satisfaction, you can lodge a complaint with the Australian Financial Complaints Authority (**AFCA**). AFCA provides fair and independent financial services complaint resolution that is free to consumers.

Call: **1800 931 678** (free call within Australia), or **+61 1800 931 678** (International)
Online: Email: info@afca.org.au
Web: www.afca.org.au

Write Australian Financial Complaints Authority Limited
to: GPO Box 3,
Melbourne VIC 3001



ANZ CASH INVESTMENT ACCT STATEMENT

STATEMENT NUMBER 32

05 AUGUST 2022 TO 03 FEBRUARY 2023

MR ROBERT J KENRICK +
MRS WAI N KENRICK
5 GOLDSACK ST
GLEN OSMOND SA 5064

WELCOME TO YOUR ANZ ACCOUNT AT A GLANCE

Account Details

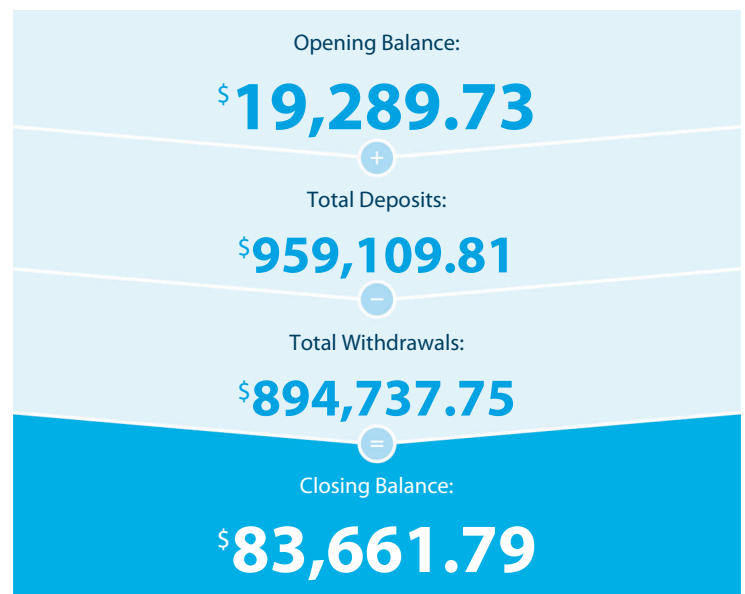
KENRICK FAM SUPER FUND

Branch Number (BSB)

012-012

Account Number

4920-72325



NEED TO GET IN TOUCH?



ANZ Internet Banking
anz.com

OR



Enquiries: 133350
Lost/Stolen Cards: 1800 033 844

ANZ CASH INVESTMENT ACCT STATEMENT

Account Number 4920-72325

Transaction Details

Please retain this statement for taxation purposes

| Date | Transaction Details | Withdrawals (\$) | Deposits (\$) | Balance (\$) |
|---------------|--|--------------------|---------------------|------------------|
| 2022 | | | | |
| 05 AUG | OPENING BALANCE | | | 19,289.73 |
| 08 AUG | SHARE TRADE WITHDRAWAL TO CMC MARKETS STOC C19913295 | 15,659.95 | | 3,629.78 |
| 01 SEP | TRANSFER FROM CMC MARKETS STOC C20176841 | | 9,580.05 | 13,209.83 |
| 01 SEP | TRANSFER FROM CMC MARKETS STOC C20180247 | | 12,890.05 | 26,099.88 |
| 01 SEP | TRANSFER FROM CMC MARKETS STOC C20180576 | | 12,950.05 | 39,049.93 |
| 01 SEP | TRANSFER FROM CMC MARKETS STOC C20182736 | | 12,983.09 | 52,033.02 |
| 14 SEP | TRANSFER FROM CMC MARKETS STOC C20303926 | | 8,578.19 | 60,611.21 |
| 14 SEP | TRANSFER FROM CMC MARKETS STOC C20299849 | | 11,030.05 | 71,641.26 |
| 14 SEP | TRANSFER FROM CMC MARKETS STOC C20303736 | | 13,880.05 | 85,521.31 |
| 15 SEP | TRANSFER FROM CMC MARKETS STOC C20311152 | | 1,541.85 | 87,063.16 |
| 16 SEP | TRANSFER FROM CMC MARKETS STOC C20329750 | | 25,581.83 | 112,644.99 |
| 16 SEP | TRANSFER FROM CMC MARKETS STOC C20329884 | | 25,581.83 | 138,226.82 |
| 16 SEP | SHARE TRADE WITHDRAWAL TO CMC MARKETS STOC C20335939 | 12,499.95 | | 125,726.87 |
| 19 SEP | TRANSFER FROM CMC MARKETS STOC C20346822 | | 10,280.05 | 136,006.92 |
| 19 SEP | TRANSFER FROM CMC MARKETS STOC C20351639 | | 10,980.05 | 146,986.97 |
| 19 SEP | TRANSFER FROM CMC MARKETS STOC C20352533 | | 11,230.05 | 158,217.02 |
| 20 SEP | TRANSFER FROM CMC MARKETS STOC C20363832 | | 11,280.05 | 169,497.07 |
| 21 SEP | TRANSFER FROM CMC MARKETS STOC C20375127 | | 11,330.05 | 180,827.12 |
| 21 SEP | TRANSFER FROM CMC MARKETS STOC C20376164 | | 11,480.05 | 192,307.17 |
| 21 SEP | SHARE TRADE WITHDRAWAL TO CMC MARKETS STOC C20377293 | 28,511.33 | | 163,795.84 |
| 27 SEP | SHARE TRADE WITHDRAWAL TO CMC MARKETS STOC C20421777 | 12,009.24 | | 151,786.60 |
| 27 SEP | SHARE TRADE WITHDRAWAL TO CMC MARKETS STOC C20422913 | 16,419.95 | | 135,366.65 |
| 28 SEP | ANZ INTERNET BANKING FUNDS TFER TRANSFER 309462 FROM 480216125 | | 142,000.00 | 277,366.65 |
| 28 SEP | SHARE TRADE WITHDRAWAL TO CMC MARKETS STOC C20437097 | 11,079.95 | | 266,286.70 |
| | TOTALS AT END OF PAGE | \$96,180.37 | \$343,177.34 | |

ANZ CASH INVESTMENT ACCT STATEMENT

Account Number 4920-72325

| Date | Transaction Details | Withdrawals (\$) | Deposits (\$) | Balance (\$) |
|------------------------------|--|---------------------|--------------------|--------------|
| 28 SEP | SHARE TRADE WITHDRAWAL TO CMC MARKETS STOC C20439267 | 13,479.95 | | 252,806.75 |
| 30 SEP | SHARE TRADE WITHDRAWAL TO CMC MARKETS STOC C20469733 | 10,889.95 | | 241,916.80 |
| 30 SEP | SHARE TRADE WITHDRAWAL TO CMC MARKETS STOC C20469633 | 15,819.95 | | 226,096.85 |
| 30 SEP | SHARE TRADE WITHDRAWAL TO CMC MARKETS STOC C20465762 | 26,508.78 | | 199,588.07 |
| 30 SEP | CREDIT INTEREST PAID | | 0.13 | 199,588.20 |
| 04 OCT | SHARE TRADE WITHDRAWAL TO CMC MARKETS STOC C20493798 | 11,419.95 | | 188,168.25 |
| 04 OCT | SHARE TRADE WITHDRAWAL TO CMC MARKETS STOC C20488360 | 13,110.84 | | 175,057.41 |
| 04 OCT | SHARE TRADE WITHDRAWAL TO CMC MARKETS STOC C20488125 | 23,666.00 | | 151,391.41 |
| 05 OCT | SHARE TRADE WITHDRAWAL TO CMC MARKETS STOC C20502453 | 13,199.95 | | 138,191.46 |
| 07 OCT | TRANSFER FROM CMC MARKETS STOC C20536915 | | 6,870.05 | 145,061.51 |
| 07 OCT | TRANSFER FROM CMC MARKETS STOC C20528063 | | 9,380.05 | 154,441.56 |
| 11 OCT | SHARE TRADE WITHDRAWAL TO CMC MARKETS STOC C20553134 | 26,348.95 | | 128,092.61 |
| 12 OCT | SHARE TRADE WITHDRAWAL TO CMC MARKETS STOC C20566542 | 9,031.00 | | 119,061.61 |
| 12 OCT | SHARE TRADE WITHDRAWAL TO CMC MARKETS STOC C20566657 | 25,585.56 | | 93,476.05 |
| 13 OCT | TRANSFER FROM CMC MARKETS STOC C20583699 | | 26,793.18 | 120,269.23 |
| 13 OCT | SHARE TRADE WITHDRAWAL TO CMC MARKETS STOC C20582842 | 10,729.69 | | 109,539.54 |
| 13 OCT | SHARE TRADE WITHDRAWAL TO CMC MARKETS STOC C20582893 | 16,266.25 | | 93,273.29 |
| 14 OCT | TRANSFER FROM CMC MARKETS STOC C20591091 | | 6,865.10 | 100,138.39 |
| 14 OCT | TRANSFER FROM CMC MARKETS STOC C20588159 | | 12,480.10 | 112,618.49 |
| 14 OCT | SHARE TRADE WITHDRAWAL TO CMC MARKETS STOC C20596852 | 7,169.90 | | 105,448.59 |
| 14 OCT | SHARE TRADE WITHDRAWAL TO CMC MARKETS STOC C20597436 | 8,129.90 | | 97,318.69 |
| 14 OCT | SHARE TRADE WITHDRAWAL TO CMC MARKETS STOC C20596238 | 10,329.90 | | 86,988.79 |
| 17 OCT | SHARE TRADE WITHDRAWAL TO CMC MARKETS STOC C20601542 | 10,109.90 | | 76,878.89 |
| 25 OCT | SHARE TRADE WITHDRAWAL TO CMC MARKETS STOC C20680165 | 9,729.90 | | 67,148.99 |
| 26 OCT | TRANSFER FROM CMC MARKETS STOC C20688642 | | 25,930.54 | 93,079.53 |
| TOTALS AT END OF PAGE | | \$261,526.32 | \$88,319.15 | |

ANZ CASH INVESTMENT ACCT STATEMENT

Account Number 4920-72325

| Date | Transaction Details | Withdrawals (\$) | Deposits (\$) | Balance (\$) |
|------------------------------|--|---------------------|---------------------|--------------|
| 28 OCT | SHARE TRADE WITHDRAWAL TO CMC MARKETS STOC C20720793 | 19,864.88 | | 73,214.65 |
| 28 OCT | SHARE TRADE WITHDRAWAL TO CMC MARKETS STOC C20720490 | 20,115.07 | | 53,099.58 |
| 11 NOV | TRANSFER FROM CMC MARKETS STOC 23248347 | | 9.90 | 53,109.48 |
| 14 NOV | TRANSFER FROM CMC MARKETS STOC 23266425 | | 9.90 | 53,119.38 |
| 14 NOV | SHARE TRADE WITHDRAWAL TO CMC MARKETS STOC C20883909 | 11,768.62 | | 41,350.76 |
| 15 NOV | TRANSFER FROM CMC MARKETS STOC 23288524 | | 29.70 | 41,380.46 |
| 15 NOV | TRANSFER FROM CMC MARKETS STOC C20902840 | | 11,150.10 | 52,530.56 |
| 16 NOV | ANZ INTERNET BANKING FUNDS TFER TRANSFER 712697 FROM 480216125 | | 284,000.00 | 336,530.56 |
| 16 NOV | TRANSFER FROM CMC MARKETS STOC C20912371 | | 14,199.34 | 350,729.90 |
| 16 NOV | TRANSFER FROM CMC MARKETS STOC C20911601 | | 15,398.44 | 366,128.34 |
| 16 NOV | SHARE TRADE WITHDRAWAL TO CMC MARKETS STOC C20918601 | 21,776.32 | | 344,352.02 |
| 16 NOV | SHARE TRADE WITHDRAWAL TO CMC MARKETS STOC C20910328 | 22,677.00 | | 321,675.02 |
| 16 NOV | SHARE TRADE WITHDRAWAL TO CMC MARKETS STOC C20910329 | 22,777.07 | | 298,897.95 |
| 17 NOV | TRANSFER FROM CMC MARKETS STOC C20929050 | | 15,477.14 | 314,375.09 |
| 17 NOV | SHARE TRADE WITHDRAWAL TO CMC MARKETS STOC C20927205 | 12,039.90 | | 302,335.19 |
| 17 NOV | SHARE TRADE WITHDRAWAL TO CMC MARKETS STOC C20929388 | 17,795.33 | | 284,539.86 |
| 18 NOV | SHARE TRADE WITHDRAWAL TO CMC MARKETS STOC C20953752 | 9,609.90 | | 274,929.96 |
| 18 NOV | SHARE TRADE WITHDRAWAL TO CMC MARKETS STOC C20953218 | 18,653.98 | | 256,275.98 |
| 18 NOV | SHARE TRADE WITHDRAWAL TO CMC MARKETS STOC C20953167 | 18,894.16 | | 237,381.82 |
| 18 NOV | SHARE TRADE WITHDRAWAL TO CMC MARKETS STOC C20953010 | 20,564.14 | | 216,817.68 |
| 18 NOV | SHARE TRADE WITHDRAWAL TO CMC MARKETS STOC C20952961 | 20,612.89 | | 196,204.79 |
| 21 NOV | SHARE TRADE WITHDRAWAL TO CMC MARKETS STOC C20962906 | 23,146.39 | | 173,058.40 |
| 22 NOV | SHARE TRADE WITHDRAWAL TO CMC MARKETS STOC C20980276 | 8,129.90 | | 164,928.50 |
| 22 NOV | SHARE TRADE WITHDRAWAL TO CMC MARKETS STOC C20977704 | 16,052.03 | | 148,876.47 |
| 25 NOV | SHARE TRADE WITHDRAWAL TO CMC MARKETS STOC C21013641 | 13,450.08 | | 135,426.39 |
| TOTALS AT END OF PAGE | | \$297,927.66 | \$340,274.52 | |

ANZ CASH INVESTMENT ACCT STATEMENT

Account Number 4920-72325

| Date | Transaction Details | Withdrawals (\$) | Deposits (\$) | Balance (\$) |
|------------------------------|--|---------------------|---------------------|--------------|
| 28 NOV | TRANSFER FROM CMC MARKETS STOC C21035555 | | 11,300.10 | 146,726.49 |
| 30 NOV | CREDIT INTEREST PAID | | 0.16 | 146,726.65 |
| 05 DEC | TRANSFER FROM CMC MARKETS STOC C21099865 | | 11,630.10 | 158,356.75 |
| 07 DEC | SHARE TRADE WITHDRAWAL TO CMC MARKETS STOC C21121162 | 9,359.90 | | 148,996.85 |
| 07 DEC | SHARE TRADE WITHDRAWAL TO CMC MARKETS STOC C21125280 | 9,669.90 | | 139,326.95 |
| 09 DEC | SHARE TRADE WITHDRAWAL TO CMC MARKETS STOC C21154748 | 12,359.90 | | 126,967.05 |
| 09 DEC | SHARE TRADE WITHDRAWAL TO CMC MARKETS STOC C21154471 | 19,164.37 | | 107,802.68 |
| 12 DEC | SHARE TRADE WITHDRAWAL TO CMC MARKETS STOC C21169746 | 11,139.90 | | 96,662.78 |
| 12 DEC | SHARE TRADE WITHDRAWAL TO CMC MARKETS STOC C21172220 | 11,319.90 | | 85,342.88 |
| 12 DEC | SHARE TRADE WITHDRAWAL TO CMC MARKETS STOC C21162399 | 15,671.75 | | 69,671.13 |
| 12 DEC | SHARE TRADE WITHDRAWAL TO CMC MARKETS STOC C21169637 | 18,613.95 | | 51,057.18 |
| 16 DEC | TRANSFER FROM CMC MARKETS STOC C21222725 | | 15,478.38 | 66,535.56 |
| 19 DEC | TRANSFER FROM CMC MARKETS STOC C21234552 | | 10,340.10 | 76,875.66 |
| 2023 | | | | |
| 09 JAN | SHARE TRADE WITHDRAWAL TO CMC MARKETS STOC C21376261 | 14,530.89 | | 62,344.77 |
| 13 JAN | SHARE TRADE WITHDRAWAL TO CMC MARKETS STOC 23963725 | 25,000.00 | | 37,344.77 |
| 16 JAN | TRANSFER FROM CMC MARKETS STOC C21438705 | | 8,390.10 | 45,734.87 |
| 16 JAN | TRANSFER FROM CMC MARKETS STOC C21442628 | | 8,550.10 | 54,284.97 |
| 16 JAN | SHARE TRADE WITHDRAWAL TO CMC MARKETS STOC 23981346 | 35,000.00 | | 19,284.97 |
| 17 JAN | TRANSFER FROM CMC MARKETS STOC C21453841 | | 8,770.10 | 28,055.07 |
| 17 JAN | SHARE TRADE WITHDRAWAL TO CMC MARKETS STOC C21460794 | 18,443.83 | | 9,611.24 |
| 18 JAN | TRANSFER FROM CMC MARKETS STOC C21477388 | | 10,040.10 | 19,651.34 |
| 20 JAN | TRANSFER FROM CMC MARKETS STOC C21501114 | | 9,210.10 | 28,861.44 |
| 20 JAN | TRANSFER FROM CMC MARKETS STOC C21505755 | | 9,230.10 | 38,091.54 |
| 20 JAN | TRANSFER FROM CMC MARKETS STOC C21508396 | | 9,360.10 | 47,451.64 |
| 25 JAN | TRANSFER FROM CMC MARKETS STOC C21542440 | | 7,810.10 | 55,261.74 |
| TOTALS AT END OF PAGE | | \$200,274.29 | \$120,109.64 | |

ANZ CASH INVESTMENT ACCT STATEMENT

Account Number 4920-72325

| Date | Transaction Details | Withdrawals (\$) | Deposits (\$) | Balance (\$) |
|--------|--|---------------------|---------------------|--------------------|
| 27 JAN | TRANSFER FROM CMC MARKETS STOC C21560361 | | 7,794.08 | 63,055.82 |
| 27 JAN | TRANSFER FROM CMC MARKETS STOC C21561599 | | 7,865.10 | 70,920.92 |
| 27 JAN | TRANSFER FROM CMC MARKETS STOC C21556691 | | 9,590.10 | 80,511.02 |
| 27 JAN | TRANSFER FROM CMC MARKETS STOC C21560199 | | 20,544.58 | 101,055.60 |
| 30 JAN | TRANSFER FROM CMC MARKETS STOC C21579256 | | 5,420.10 | 106,475.70 |
| 30 JAN | TRANSFER FROM CMC MARKETS STOC C21578650 | | 8,045.10 | 114,520.80 |
| 30 JAN | SHARE TRADE WITHDRAWAL TO CMC MARKETS STOC C21579311 | 19,664.74 | | 94,856.06 |
| 01 FEB | TRANSFER FROM CMC MARKETS STOC C21610491 | | 7,970.10 | 102,826.16 |
| 01 FEB | SHARE TRADE WITHDRAWAL TO CMC MARKETS STOC C21616353 | 19,164.37 | | 83,661.79 |
| | TOTALS AT END OF PAGE | \$38,829.11 | \$67,229.16 | |
| | TOTALS AT END OF PERIOD | \$894,737.75 | \$959,109.81 | \$83,661.79 |

This Statement Includes

| | |
|-----------------------------|--------|
| Interest earned on deposits | \$0.29 |
|-----------------------------|--------|

ANZ CASH INVESTMENT ACCT STATEMENT

Account Number 4920-72325

IMPORTANT INFORMATION

PLEASE CHECK THE ENTRIES AND CALL 13 13 14 REGARDING ANY ERRORS ON THIS STATEMENT.

All entries generated are subject to authorisation and verification, and if necessary, adjustments will appear on a later statement.

Further information in relation to this product (including details of benefits or fees and charges) is available on request and you can access this information by reviewing the Terms and Conditions, and Fees and Charges brochures which can be found at anz.com or by calling **13 13 14**.

If you have a complaint about an ANZ product or service, please contact us and we will try to resolve the issue as quickly as possible. Our customer complaints guide is available at <https://www.anz.com.au/support/contact-us/compliments-suggestions-complaints/>, alternatively you may wish to:

- Call**
- General enquiries **13 13 14**
- us:**
- If you're overseas **+61 3 9683 9999**
 - ANZ Complaint Resolution Team on **1800 805 154**
 - If you're deaf, hard of hearing and/or have a speech impairment, call **133 677** or visit the **National Relay Service** at:
<https://nrschat.nrscall.gov.au/nrs/internetrelay>

Write ANZ Complaint Resolution Team
to us: Locked Bag 4050,
South Melbourne VIC 3205
or **ANZ online complaints form:**
<https://www.anz.com.au/support/contact-us/compliments-suggestions-complaints/feedback/>

Visit At your nearest ANZ branch.
us: If you have a Relationship Manager, please feel free to contact them.

If an issue has not been resolved to your satisfaction, you can lodge a complaint with the Australian Financial Complaints Authority (**AFCA**). AFCA provides fair and independent financial services complaint resolution that is free to consumers.

Call: **1800 931 678** (free call within Australia), or **+61 1800 931 678** (International)
Online: Email: info@afca.org.au
Web: www.afca.org.au

Write Australian Financial Complaints Authority Limited
to: GPO Box 3,
Melbourne VIC 3001



ANZ CASH INVESTMENT ACCT STATEMENT

STATEMENT NUMBER 33

03 FEBRUARY 2023 TO 04 AUGUST 2023

MR ROBERT J KENRICK +
MRS WAI N KENRICK
5 GOLDSACK ST
GLEN OSMOND SA 5064

WELCOME TO YOUR ANZ ACCOUNT AT A GLANCE

Account Details

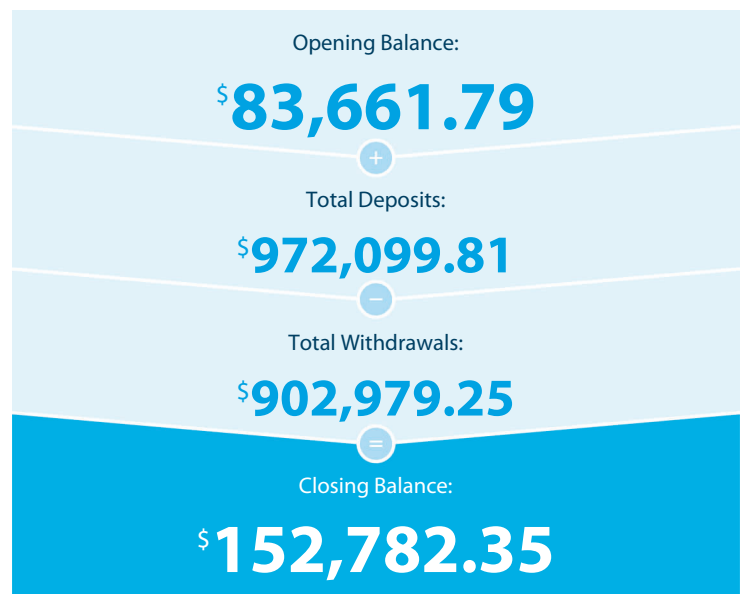
KENRICK FAM SUPER FUND

Branch Number (BSB)

012-012

Account Number

4920-72325



NEED TO GET IN TOUCH?



ANZ Internet Banking
anz.com

OR



Enquiries: 133350
Lost/Stolen Cards: 1800 033 844

ANZ CASH INVESTMENT ACCT STATEMENT

Account Number 4920-72325

Transaction Details

Please retain this statement for taxation purposes

| Date | Transaction Details | Withdrawals (\$) | Deposits (\$) | Balance (\$) |
|---------------|--|--------------------|---------------------|------------------|
| 2023 | | | | |
| 03 FEB | OPENING BALANCE | | | 83,661.79 |
| 06 FEB | TRANSFER FROM CMC MARKETS STOC C21655390 | | 5,540.10 | 89,201.89 |
| 06 FEB | TRANSFER FROM CMC MARKETS STOC C21656176 | | 8,140.10 | 97,341.99 |
| 06 FEB | SHARE TRADE WITHDRAWAL TO CMC MARKETS STOC C21655815 | 9,414.90 | | 87,927.09 |
| 07 FEB | TRANSFER FROM CMC MARKETS STOC C21680774 | | 1,041.02 | 88,968.11 |
| 07 FEB | TRANSFER FROM CMC MARKETS STOC C21680844 | | 6,282.60 | 95,250.71 |
| 07 FEB | TRANSFER FROM CMC MARKETS STOC C21675654 | | 10,377.60 | 105,628.31 |
| 10 FEB | SHARE TRADE WITHDRAWAL TO CMC MARKETS STOC C21727145 | 8,899.90 | | 96,728.41 |
| 10 FEB | SHARE TRADE WITHDRAWAL TO CMC MARKETS STOC C21725002 | 17,893.41 | | 78,835.00 |
| 14 FEB | TRANSFER FROM CMC MARKETS STOC C21748214 | | 7,705.10 | 86,540.10 |
| 14 FEB | TRANSFER FROM CMC MARKETS STOC C21752338 | | 7,785.10 | 94,325.20 |
| 15 FEB | SHARE TRADE WITHDRAWAL TO CMC MARKETS STOC 24376590 | 5.11 | | 94,320.09 |
| 15 FEB | SHARE TRADE WITHDRAWAL TO CMC MARKETS STOC C21767570 | 14,450.84 | | 79,869.25 |
| 15 FEB | SHARE TRADE WITHDRAWAL TO CMC MARKETS STOC C21767664 | 18,453.83 | | 61,415.42 |
| 16 FEB | TRANSFER FROM CMC MARKETS STOC C21784409 | | 6,970.10 | 68,385.52 |
| 16 FEB | TRANSFER FROM CMC MARKETS STOC C21784574 | | 7,370.10 | 75,755.62 |
| 16 FEB | TRANSFER FROM CMC MARKETS STOC C21784502 | | 7,945.10 | 83,700.72 |
| 20 FEB | TRANSFER FROM CMC MARKETS STOC C21813233 | | 4,539.08 | 88,239.80 |
| 20 FEB | TRANSFER FROM CMC MARKETS STOC C21807613 | | 15,448.41 | 103,688.21 |
| 20 FEB | TRANSFER FROM CMC MARKETS STOC C21807501 | | 16,378.11 | 120,066.32 |
| 22 FEB | TRANSFER FROM CMC MARKETS STOC C21841011 | | 5,720.10 | 125,786.42 |
| 22 FEB | TRANSFER FROM CMC MARKETS STOC C21841366 | | 7,800.10 | 133,586.52 |
| 22 FEB | TRANSFER FROM CMC MARKETS STOC C21841270 | | 23,388.68 | 156,975.20 |
| 22 FEB | SHARE TRADE WITHDRAWAL TO CMC MARKETS STOC C21842840 | 11,059.90 | | 145,915.30 |
| | TOTALS AT END OF PAGE | \$80,177.89 | \$142,431.40 | |

ANZ CASH INVESTMENT ACCT STATEMENT

Account Number 4920-72325

| Date | Transaction Details | Withdrawals (\$) | Deposits (\$) | Balance (\$) |
|------------------------------|--|---------------------|---------------------|--------------|
| 22 FEB | SHARE TRADE WITHDRAWAL TO CMC MARKETS STOC C21842436 | 11,799.90 | | 134,115.40 |
| 22 FEB | SHARE TRADE WITHDRAWAL TO CMC MARKETS STOC C21842791 | 34,345.38 | | 99,770.02 |
| 23 FEB | SHARE TRADE WITHDRAWAL TO CMC MARKETS STOC C21848811 | 11,199.90 | | 88,570.12 |
| 23 FEB | SHARE TRADE WITHDRAWAL TO CMC MARKETS STOC C21856575 | 12,779.90 | | 75,790.22 |
| 23 FEB | SHARE TRADE WITHDRAWAL TO CMC MARKETS STOC C21852848 | 13,329.99 | | 62,460.23 |
| 24 FEB | SHARE TRADE WITHDRAWAL TO CMC MARKETS STOC C21865560 | 12,229.90 | | 50,230.33 |
| 28 FEB | SHARE TRADE WITHDRAWAL TO CMC MARKETS STOC C21890671 | 9,659.90 | | 40,570.43 |
| 28 FEB | SHARE TRADE WITHDRAWAL TO CMC MARKETS STOC C21889059 | 9,759.90 | | 30,810.53 |
| 01 MAR | TRANSFER FROM CMC MARKETS STOC C21914214 | | 16,287.78 | 47,098.31 |
| 01 MAR | SHARE TRADE WITHDRAWAL TO CMC MARKETS STOC C21910465 | 6,329.90 | | 40,768.41 |
| 01 MAR | SHARE TRADE WITHDRAWAL TO CMC MARKETS STOC C21905911 | 9,459.90 | | 31,308.51 |
| 01 MAR | SHARE TRADE WITHDRAWAL TO CMC MARKETS STOC C21906614 | 13,530.14 | | 17,778.37 |
| 01 MAR | SHARE TRADE WITHDRAWAL TO CMC MARKETS STOC C21914262 | 15,147.59 | | 2,630.78 |
| 02 MAR | TRANSFER FROM CMC MARKETS STOC C21923306 | | 9,230.10 | 11,860.88 |
| 03 MAR | TRANSFER FROM CMC MARKETS STOC C21933625 | | 9,020.10 | 20,880.98 |
| 06 MAR | TRANSFER FROM CMC MARKETS STOC C21946510 | | 9,427.60 | 30,308.58 |
| 07 MAR | TRANSFER FROM CMC MARKETS STOC C21966230 | | 9,440.10 | 39,748.68 |
| 08 MAR | TRANSFER FROM CMC MARKETS STOC C21980825 | | 8,150.59 | 47,899.27 |
| 10 MAR | SHARE TRADE WITHDRAWAL TO CMC MARKETS STOC C22007456 | 13,478.42 | | 34,420.85 |
| 10 MAR | SHARE TRADE WITHDRAWAL TO CMC MARKETS STOC C22007770 | 17,453.08 | | 16,967.77 |
| 15 MAR | ANZ INTERNET BANKING FUNDS TFER TRANSFER 643600 FROM 480216125 | | 70,000.00 | 86,967.77 |
| 15 MAR | SHARE TRADE WITHDRAWAL TO CMC MARKETS STOC C22051114 | 10,289.90 | | 76,677.87 |
| 20 MAR | SHARE TRADE WITHDRAWAL TO CMC MARKETS STOC C22093220 | 10,490.65 | | 66,187.22 |
| 20 MAR | SHARE TRADE WITHDRAWAL TO CMC MARKETS STOC C22101105 | 12,984.90 | | 53,202.32 |
| 20 MAR | SHARE TRADE WITHDRAWAL TO CMC MARKETS STOC C22093423 | 15,891.91 | | 37,310.41 |
| TOTALS AT END OF PAGE | | \$240,161.16 | \$131,556.27 | |

ANZ CASH INVESTMENT ACCT STATEMENT

Account Number 4920-72325

| Date | Transaction Details | Withdrawals (\$) | Deposits (\$) | Balance (\$) |
|------------------------------|--|---------------------|---------------------|--------------|
| 21 MAR | SHARE TRADE WITHDRAWAL TO CMC MARKETS STOC C22109429 | 10,308.49 | | 27,001.92 |
| 22 MAR | SHARE TRADE WITHDRAWAL TO CMC MARKETS STOC C22124204 | 10,374.90 | | 16,627.02 |
| 24 MAR | SHARE TRADE WITHDRAWAL TO CMC MARKETS STOC C22150991 | 10,159.90 | | 6,467.12 |
| 30 MAR | TRANSFER FROM CMC MARKETS STOC C22201405 | | 18,066.44 | 24,533.56 |
| 30 MAR | TRANSFER FROM CMC MARKETS STOC C22202556 | | 22,633.02 | 47,166.58 |
| 30 MAR | TRANSFER FROM CMC MARKETS STOC C22203762 | | 22,633.02 | 69,799.60 |
| 31 MAR | TRANSFER FROM CMC MARKETS STOC C22215055 | | 9,210.89 | 79,010.49 |
| 31 MAR | TRANSFER FROM CMC MARKETS STOC C22210342 | | 13,639.76 | 92,650.25 |
| 31 MAR | SHARE TRADE WITHDRAWAL TO CMC MARKETS STOC C22217866 | 8,075.90 | | 84,574.35 |
| 31 MAR | SHARE TRADE WITHDRAWAL TO CMC MARKETS STOC C22215196 | 8,180.90 | | 76,393.45 |
| 31 MAR | SHARE TRADE WITHDRAWAL TO CMC MARKETS STOC C22214960 | 8,186.90 | | 68,206.55 |
| 31 MAR | SHARE TRADE WITHDRAWAL TO CMC MARKETS STOC C22215193 | 10,084.90 | | 58,121.65 |
| 03 APR | TRANSFER FROM CMC MARKETS STOC C22230777 | | 9,270.10 | 67,391.75 |
| 03 APR | SHARE TRADE WITHDRAWAL TO CMC MARKETS STOC C22227857 | 10,107.53 | | 57,284.22 |
| 03 APR | SHARE TRADE WITHDRAWAL TO CMC MARKETS STOC C22230497 | 11,973.90 | | 45,310.32 |
| 05 APR | TRANSFER FROM CMC MARKETS STOC C22250972 | | 9,570.52 | 54,880.84 |
| 05 APR | SHARE TRADE WITHDRAWAL TO CMC MARKETS STOC C22258003 | 10,109.90 | | 44,770.94 |
| 06 APR | TRANSFER FROM CMC MARKETS STOC C22273280 | | 8,270.10 | 53,041.04 |
| 06 APR | SHARE TRADE WITHDRAWAL TO CMC MARKETS STOC C22265826 | 12,009.90 | | 41,031.14 |
| 13 APR | TRANSFER FROM CMC MARKETS STOC C22311043 | | 5,850.10 | 46,881.24 |
| 13 APR | TRANSFER FROM CMC MARKETS STOC C22311111 | | 6,275.10 | 53,156.34 |
| 13 APR | SHARE TRADE WITHDRAWAL TO CMC MARKETS STOC C22313741 | 11,784.90 | | 41,371.44 |
| 17 APR | TRANSFER FROM CMC MARKETS STOC C22340586 | | 12,152.40 | 53,523.84 |
| 18 APR | TRANSFER FROM CMC MARKETS STOC C22352052 | | 12,812.51 | 66,336.35 |
| 19 APR | TRANSFER FROM CMC MARKETS STOC C22367686 | | 8,490.10 | 74,826.45 |
| TOTALS AT END OF PAGE | | \$121,358.02 | \$158,874.06 | |

ANZ CASH INVESTMENT ACCT STATEMENT

Account Number 4920-72325

| Date | Transaction Details | Withdrawals (\$) | Deposits (\$) | Balance (\$) |
|------------------------------|--|---------------------|---------------------|--------------|
| 19 APR | TRANSFER FROM CMC MARKETS STOC C22366249 | | 12,591.00 | 87,417.45 |
| 19 APR | TRANSFER FROM CMC MARKETS STOC C22368050 | | 12,690.10 | 100,107.55 |
| 21 APR | TRANSFER FROM CMC MARKETS STOC C22394631 | | 6,520.10 | 106,627.65 |
| 21 APR | TRANSFER FROM CMC MARKETS STOC C22394786 | | 9,690.10 | 116,317.75 |
| 24 APR | TRANSFER FROM CMC MARKETS STOC C22407183 | | 13,529.85 | 129,847.60 |
| 24 APR | TRANSFER FROM CMC MARKETS STOC C22407638 | | 13,549.82 | 143,397.42 |
| 24 APR | SHARE TRADE WITHDRAWAL TO CMC MARKETS STOC C22407253 | 6,784.90 | | 136,612.52 |
| 24 APR | SHARE TRADE WITHDRAWAL TO CMC MARKETS STOC 25191464 | 100,000.00 | | 36,612.52 |
| 27 APR | TRANSFER FROM CMC MARKETS STOC C22434829 | | 6,890.10 | 43,502.62 |
| 27 APR | TRANSFER FROM CMC MARKETS STOC C22437845 | | 6,950.10 | 50,452.72 |
| 27 APR | SHARE TRADE WITHDRAWAL TO CMC MARKETS STOC C22435027 | 9,784.90 | | 40,667.82 |
| 27 APR | SHARE TRADE WITHDRAWAL TO CMC MARKETS STOC C22435080 | 13,730.29 | | 26,937.53 |
| 28 APR | TRANSFER FROM CMC MARKETS STOC C22452247 | | 8,690.10 | 35,627.63 |
| 02 MAY | TRANSFER FROM CMC MARKETS STOC C22476859 | | 8,800.10 | 44,427.73 |
| 02 MAY | TRANSFER FROM CMC MARKETS STOC C22476815 | | 14,349.85 | 58,777.58 |
| 03 MAY | TRANSFER FROM CMC MARKETS STOC C22492526 | | 9,030.10 | 67,807.68 |
| 04 MAY | TRANSFER FROM CMC MARKETS STOC C22505305 | | 2,564.10 | 70,371.78 |
| 04 MAY | TRANSFER FROM CMC MARKETS STOC C22505336 | | 7,310.10 | 77,681.88 |
| 08 MAY | TRANSFER FROM CMC MARKETS STOC C22533711 | | 7,326.00 | 85,007.88 |
| 08 MAY | SHARE TRADE WITHDRAWAL TO CMC MARKETS STOC 25345478 | 50,000.00 | | 35,007.88 |
| 10 MAY | TRANSFER FROM CMC MARKETS STOC C22569397 | | 6,860.10 | 41,867.98 |
| 12 MAY | TRANSFER FROM CMC MARKETS STOC C22589623 | | 6,540.10 | 48,408.08 |
| 12 MAY | TRANSFER FROM CMC MARKETS STOC C22594074 | | 6,645.10 | 55,053.18 |
| 12 MAY | TRANSFER FROM CMC MARKETS STOC C22594638 | | 7,370.10 | 62,423.28 |
| 15 MAY | SHARE TRADE WITHDRAWAL TO CMC MARKETS STOC C22607463 | 14,485.86 | | 47,937.42 |
| TOTALS AT END OF PAGE | | \$194,785.95 | \$167,896.92 | |

ANZ CASH INVESTMENT ACCT STATEMENT

Account Number 4920-72325

| Date | Transaction Details | Withdrawals (\$) | Deposits (\$) | Balance (\$) |
|------------------------------|--|---------------------|---------------------|--------------|
| 16 MAY | TRANSFER FROM CMC MARKETS STOC C22621308 | | 5,040.10 | 52,977.52 |
| 16 MAY | TRANSFER FROM CMC MARKETS STOC C22620593 | | 8,328.38 | 61,305.90 |
| 16 MAY | TRANSFER FROM CMC MARKETS STOC C22620482 | | 20,639.74 | 81,945.64 |
| 16 MAY | SHARE TRADE WITHDRAWAL TO CMC MARKETS STOC C22621056 | 9,609.90 | | 72,335.74 |
| 17 MAY | TRANSFER FROM CMC MARKETS STOC C22634650 | | 7,510.10 | 79,845.84 |
| 18 MAY | TRANSFER FROM CMC MARKETS STOC C22647076 | | 7,580.10 | 87,425.94 |
| 19 MAY | SHARE TRADE WITHDRAWAL TO CMC MARKETS STOC C22660173 | 9,977.40 | | 77,448.54 |
| 25 MAY | SHARE TRADE WITHDRAWAL TO CMC MARKETS STOC C22709531 | 9,894.90 | | 67,553.64 |
| 29 MAY | SHARE TRADE WITHDRAWAL TO CMC MARKETS STOC C22737678 | 12,969.90 | | 54,583.74 |
| 29 MAY | SHARE TRADE WITHDRAWAL TO CMC MARKETS STOC C22738069 | 13,585.19 | | 40,998.55 |
| 31 MAY | SHARE TRADE WITHDRAWAL TO CMC MARKETS STOC C22767606 | 10,688.40 | | 30,310.15 |
| 01 JUN | SHARE TRADE WITHDRAWAL TO CMC MARKETS STOC C22783511 | 13,585.19 | | 16,724.96 |
| 05 JUN | SHARE TRADE WITHDRAWAL TO CMC MARKETS STOC C22806851 | 9,549.90 | | 7,175.06 |
| 20 JUN | TRANSFER FROM CMC MARKETS STOC C22960094 | | 7,870.10 | 15,045.16 |
| 20 JUN | SHARE TRADE WITHDRAWAL TO CMC MARKETS STOC C22959360 | 6,079.90 | | 8,965.26 |
| 21 JUN | TRANSFER FROM CMC MARKETS STOC C22972825 | | 8,480.10 | 17,445.36 |
| 21 JUN | SHARE TRADE WITHDRAWAL TO CMC MARKETS STOC C22974648 | 6,069.90 | | 11,375.46 |
| 26 JUN | ANZ INTERNET BANKING FUNDS TFER TRANSFER 752907 FROM 480216125 | | 100,000.00 | 111,375.46 |
| 27 JUN | SHARE TRADE WITHDRAWAL TO CMC MARKETS STOC C23034613 | 10,179.90 | | 101,195.56 |
| 29 JUN | SHARE TRADE WITHDRAWAL TO CMC MARKETS STOC C23060965 | 10,536.90 | | 90,658.66 |
| 30 JUN | TRANSFER FROM CMC MARKETS STOC C23078703 | | 7,710.10 | 98,368.76 |
| 03 JUL | SHARE TRADE WITHDRAWAL TO CMC MARKETS STOC C23094476 | 12,069.90 | | 86,298.86 |
| 04 JUL | TRANSFER FROM CMC MARKETS STOC C23108755 | | 5,010.10 | 91,308.96 |
| 04 JUL | TRANSFER FROM CMC MARKETS STOC C23108658 | | 8,010.10 | 99,319.06 |
| 05 JUL | TRANSFER FROM CMC MARKETS STOC C23119699 | | 7,900.10 | 107,219.16 |
| TOTALS AT END OF PAGE | | \$134,797.28 | \$194,079.02 | |

ANZ CASH INVESTMENT ACCT STATEMENT

Account Number 4920-72325

| Date | Transaction Details | Withdrawals (\$) | Deposits (\$) | Balance (\$) |
|--------------------------------|--|---------------------|---------------------|---------------------|
| 06 JUL | TRANSFER FROM CMC MARKETS STOC C23138463 | | 8,012.76 | 115,231.92 |
| 07 JUL | TRANSFER FROM CMC MARKETS STOC C23146411 | | 7,030.10 | 122,262.02 |
| 07 JUL | TRANSFER FROM CMC MARKETS STOC C23151392 | | 14,329.24 | 136,591.26 |
| 11 JUL | SHARE TRADE WITHDRAWAL TO CMC MARKETS STOC C23176812 | 11,949.90 | | 124,641.36 |
| 12 JUL | SHARE TRADE WITHDRAWAL TO CMC MARKETS STOC C23197886 | 14,660.99 | | 109,980.37 |
| 21 JUL | TRANSFER FROM CMC MARKETS STOC C23294783 | | 43,067.67 | 153,048.04 |
| 24 JUL | TRANSFER FROM CMC MARKETS STOC C23305383 | | 21,683.72 | 174,731.76 |
| 24 JUL | SHARE TRADE WITHDRAWAL TO CMC MARKETS STOC C23306465 | 20,735.54 | | 153,996.22 |
| 25 JUL | SHARE TRADE WITHDRAWAL TO CMC MARKETS STOC C23318411 | 20,175.13 | | 133,821.09 |
| 26 JUL | TRANSFER FROM CMC MARKETS STOC C23340248 | | 7,540.10 | 141,361.19 |
| 26 JUL | TRANSFER FROM CMC MARKETS STOC C23336817 | | 9,222.60 | 150,583.79 |
| 26 JUL | SHARE TRADE WITHDRAWAL TO CMC MARKETS STOC C23340025 | 7,484.90 | | 143,098.89 |
| 26 JUL | SHARE TRADE WITHDRAWAL TO CMC MARKETS STOC C23340648 | 18,493.86 | | 124,605.03 |
| 26 JUL | SHARE TRADE WITHDRAWAL TO CMC MARKETS STOC C23337799 | 18,734.04 | | 105,870.99 |
| 27 JUL | TRANSFER FROM CMC MARKETS STOC C23350122 | | 9,420.10 | 115,291.09 |
| 28 JUL | SHARE TRADE WITHDRAWAL TO CMC MARKETS STOC C23362553 | 19,464.59 | | 95,826.50 |
| 31 JUL | TRANSFER FROM CMC MARKETS STOC C23387282 | | 7,320.10 | 103,146.60 |
| 31 JUL | TRANSFER FROM CMC MARKETS STOC C23376282 | | 8,290.35 | 111,436.95 |
| 31 JUL | TRANSFER FROM CMC MARKETS STOC C23376967 | | 8,350.10 | 119,787.05 |
| 31 JUL | TRANSFER FROM CMC MARKETS STOC C23380596 | | 9,485.10 | 129,272.15 |
| 31 JUL | TRANSFER FROM CMC MARKETS STOC C23376718 | | 13,180.10 | 142,452.25 |
| 03 AUG | TRANSFER FROM CMC MARKETS STOC C23428627 | | 10,330.10 | 152,782.35 |
| TOTALS AT END OF PAGE | | \$131,698.95 | \$177,262.14 | |
| TOTALS AT END OF PERIOD | | \$902,979.25 | \$972,099.81 | \$152,782.35 |

ANZ CASH INVESTMENT ACCT STATEMENT

Account Number 4920-72325

Yearly Summary

Previous Year to 30/06/2023 (\$)

Interest earned on deposits

0.29

We're introducing BPAY® daily limits in ANZ Phone Banking

We'll soon be making changes to ANZ Phone Banking to introduce a daily limit for BPAY® payments. For more information about making payments online and the different limits available, visit www.anz.com/support/make-payments

IMPORTANT INFORMATION

PLEASE CHECK THE ENTRIES AND CALL 13 13 14 REGARDING ANY ERRORS ON THIS STATEMENT.

All entries generated are subject to authorisation and verification, and if necessary, adjustments will appear on a later statement.

Further information in relation to this product (including details of benefits or fees and charges) is available on request and you can access this information by reviewing the Terms and Conditions, and Fees and Charges brochures which can be found at [anz.com](https://www.anz.com) or by calling **13 13 14**.

If you have a complaint about an ANZ product or service, please contact us and we will try to resolve the issue as quickly as possible. Our customer complaints guide is available at <https://www.anz.com.au/support/contact-us/compliments-suggestions-complaints/>, alternatively you may wish to:

- Call us:**
- General enquiries **13 13 14**
 - If you're overseas **+61 3 9683 9999**
 - ANZ Complaint Resolution Team on **1800 805 154**
 - If you're deaf, hard of hearing and/or have a speech impairment, call **133 677** or visit the **National Relay Service** at: <https://nrschat.nrsccall.gov.au/nrs/internetrelay>

Write to us: ANZ Complaint Resolution Team
Locked Bag 4050,
South Melbourne VIC 3205
or **ANZ online complaints form:**
<https://www.anz.com.au/support/contact-us/compliments-suggestions-complaints/feedback/>

Visit us: At your nearest ANZ branch.
If you have a Relationship Manager, please feel free to contact them.

If an issue has not been resolved to your satisfaction, you can lodge a complaint with the Australian Financial Complaints Authority (AFCA). AFCA provides fair and independent financial services complaint resolution that is free to consumers.

Call: **1800 931 678** (free call within Australia), or **+61 1800 931 678** (International)
Online: Email: info@afca.org.au
Web: www.afca.org.au

Write to: **Australian Financial Complaints Authority Limited**
GPO Box 3,
Melbourne VIC 3001

Rural Funds Group | ASX: RFF

Rural Funds Group Stapled Securities Fully Paid
incorporating Rural Funds Trust (ARSN 112 951 578) and RF Active (ARSN 168 740 805)

Managed by:



Rural Funds Management Ltd
ABN 65 077 492 838
AFSL 226701

Level 2, 2 King Street Deakin ACT 2600
Locked Bag 150 Kingston ACT 2604

P 02 6203 9700
E investorservices@ruralfunds.com.au
W www.ruralfunds.com.au

MR ROBERT JAMES KENRICK &
MRS WAI NING KENRICK
<KENRICK FAM SUPER FUND A/C>
5 GOLDSACK STREET
GLEN OSMOND SA 5064

Rural Funds Group Stapled Securities Fully Paid

Reference Number: S00028679220

Unitholder Name: MR ROBERT JAMES KENRICK & MRS WAI NING KENRICK

Annual Tax Statement

Attribution Managed Investment Trust Member Annual Statement (AMMA)

Australian Resident Individuals – Use this statement to complete your 2023 Tax Return.

This Statement includes all distributions/dividends paid by the entities in Rural Funds Group during the period 1 July 2022 to 30 June 2023

Summary of 2023 Tax Return (supplementary section) Items

| Tax Return (supplementary section) | Amount (\$)¹ | Tax Return Label |
|---|--------------|------------------|
| Rural Funds Trust (RFT) | | |
| Share of non-primary production (NPP) income | 18,027.22 | 13U |
| NPP income - Franked distributions from trusts² | 0.00 | 13C |
| Other deductions relating to NPP distributions | 0.00 | 13Y |
| Share of franking credit from franked dividends | 0.00 | 13Q |
| Share of credit for TFN amounts withheld | 0.00 | 13R |
| Share of credit for non-resident withholding amounts withheld | 0.00 | 13A |
| Total current year capital gains | 0.00 | 18H |
| Net capital gain | 0.00 | 18A |
| Assessable foreign source income | 0.00 | 20E |
| Other net foreign source income | 0.00 | 20M |
| Foreign income tax offsets³ | 0.00 | 20O |
| Australian Franking Credit from New Zealand Franking Company | 0.00 | 20F |
| RF Active (RFA) | | |
| Franked dividend | 1,625.25 | 11T |
| Unfranked dividend | 0.00 | 11S |
| Franking credit | 696.53 | 11U |

Please see reverse for detailed components of the distribution/dividend.

Components of Distribution

| Rural Funds Trust (RFT) | Cash Distribution (\$) | Tax Paid/Offsets (\$) (E) | Attribution Amount (\$) |
|--|------------------------|------------------------------|-------------------------|
| Australian Income | | | |
| Dividends – Unfranked | 11,526.01 | | 11,526.01 |
| Conduit Foreign Income | 0.00 | | 0.00 |
| Interest | 49.64 | | 49.64 |
| Other income | 0.00 | | 0.00 |
| Clean Building MIT Income | 0.00 | | 0.00 |
| NCMI – Non primary production | 5,017.65 | | 6,451.57 |
| Excluded from NCMI – Non primary production | 0.00 | | 0.00 |
| Non-Primary Production Income | 16,593.30 | | 18,027.22 |
| Capital Gains | | | |
| Discounted capital gain (TAP) | 0.00 | 0.00 | 0.00 |
| Discounted capital gain (NTAP) | 0.00 | 0.00 | 0.00 |
| Capital gains – Other method (TAP) | 0.00 | 0.00 | 0.00 |
| Capital gains – Other method (NTAP) | 0.00 | 0.00 | 0.00 |
| NCMI capital Gains | 0.00 | | 0.00 |
| Excluded from NCMI capital gains | 0.00 | | |
| Net Capital Gain | 0.00 | 0.00 | 0.00 |
| AMIT CGT Gross up amount | | | 0.00 |
| Other capital gains distribution | 0.00 | | |
| Total current year capital gains | 0.00 | | 0.00 |
| Foreign Income | | | |
| Assessable foreign source income | 0.00 | 0.00 | 0.00 |
| Australian Franking Credit from NZ Company | 0.00 | 0.00 | 0.00 |
| Total foreign income | 0.00 | 0.00 | |
| Other Non-Assessable Amounts | | | |
| Net exempted amounts | 0.00 | | |
| Non-assessable non-exempt amounts (F) | 0.00 | | |
| Other non-attributable amounts | 6,147.62 | | |
| Gross Cash Distribution | 22,740.92 | | |
| Less: TFN amounts withheld | 0.00 | | |
| Less: Non-resident withholding tax | 0.00 | | |
| Less: Other expenses | 0.00 | | |
| Net Cash Distribution | 22,740.92 | | |
| Attribution Managed Investment Trust (AMIT) | Amounts (\$) | | |
| cost base adjustments | | | |
| AMIT cost base net amount – excess (decrease) | 4,713.70 | | |
| AMIT cost base net amount – shortfall (increase) | 0.00 | | |

Components of Dividend

| RF Active (RFA) | Cash Dividend (\$) | Tax Paid/Offsets (\$) (E) | Taxable Income (\$) |
|----------------------------|--------------------|------------------------------|---------------------|
| Australian income | | | |
| Franked dividend | 1,625.25 | | 1,625.25 |
| Unfranked dividend | 0.00 | | 0.00 |
| Franking Credit | | 696.53 | 696.53 |
| Gross Cash Dividend | 1,625.25 | | |
| Net Cash Dividend | 1,625.25 | | |

Notes:


1. All amounts are in Australian dollars and withholding tax has been deducted where applicable.
2. Trustees may choose to show the franked distributions at label 13C rather than at label 13U.
3. If your total foreign income tax offset from all sources for the year is \$1,000 or less, then you can claim this amount in full. Otherwise, you will need to refer to the publication Guide To Foreign Income Tax Offset Rules (NAT 72923) to work out your entitlement.

PLEASE RETAIN THIS STATEMENT FOR INCOME TAX PURPOSES

022482 000 SGP
 MR ROBERT JAMES KENRICK &
 MRS WAI NING KENRICK
 <KENRICK FAM SUPER FUND A/C>
 5 GOLDSACK STREET
 GLEN OSMOND SA 5064

Update your Information

 **Online:**
www.computershare.com.au/easyupdate/sgp

 **By Mail:**
 Computershare Investor Services Pty Limited
 GPO Box 2975 Melbourne
 Victoria 3001 Australia

Enquiries:
 (within Australia) 1800 804 985
 (outside Australia) +61 3 9415 4058

Holder Identification Number (HIN)

HIN WITHHELD

Attribution Managed Investment Trust Member Annual Statement for the year ended 30 June 2023

| COMPONENT SUMMARY FINANCIAL YEAR 2023 | Cash Distribution Amount | Tax Attribution Amount |
|---------------------------------------|--------------------------|------------------------|
| Non-primary production income | \$19,817.24 | \$19,817.24 |
| Discounted capital gains | \$1,268.62 | \$1,268.62 |
| Other capital gains distribution | \$1,268.62 | \$1,268.62 |
| Other non-attributable amounts | \$8,432.52 | \$0.00 |
| Gross cash distribution | \$30,787.00 | \$22,354.48 |

The following tax return items are valid for Australian resident individual unitholders only.

| PART A – SUMMARY OF 2023 TAX RETURN (SUPPLEMENTARY SECTION) ITEMS | | |
|---|------------------|------------------------|
| Item | Tax Return Label | Tax Attribution Amount |
| Share of net income from trusts, less net capital gains, foreign income and franked distributions | 13U | \$19,817.24 |
| Franked distributions from trusts | 13C | \$0.00 |
| Share of franking credits from franked dividends | 13Q | \$0.00 |
| Share of credit for TFN amounts withheld from interest, dividends and unit trust distributions | 13R | \$0.00 |
| Share of credit for foreign resident withholding amounts | 13A | \$0.00 |
| Share of credit for tax paid by trustee | 13S | \$0.00 |
| Net capital gain | 18A | \$1,268.62 |
| Total current year capital gains | 18H | \$2,537.24 |
| Assessable foreign source income | 20E | \$0.00 |
| Australian franking credits from a New Zealand company | 20F | \$0.00 |
| Other net foreign source income | 20M | \$0.00 |
| Foreign income tax offset | 20O | \$0.00 |

| PART B – COMPONENTS OF DISTRIBUTION | | | |
|--|--------------------------|--------------------|------------------------|
| Item | Cash Distribution Amount | Tax Paid / Offsets | Tax Attribution Amount |
| Australian income | | | |
| Unfranked distributions | \$0.00 | | \$0.00 |
| Interest - subject to non resident WHT | \$8,100.36 | | \$8,100.36 |
| Other assessable Australian income | \$11,299.53 | | \$11,299.53 |
| Non-primary production - NCMI | \$415.00 | | \$415.00 |
| Non-primary production - excluded from NCMI | \$2.35 | | \$2.35 |
| Non-primary production income | \$19,817.24 | | \$19,817.24 |
| Franked distributions | \$0.00 | \$0.00 | \$0.00 |
| Capital gains | | | |
| Discounted capital gains TAP | \$1,268.62 | | \$1,268.62 |
| Discounted capital gains NTAP | \$0.00 | | \$0.00 |
| Capital gains - other method TAP | \$0.00 | | \$0.00 |
| Capital gains - other method NTAP | \$0.00 | | \$0.00 |
| Capital gains - NCMI | \$0.00 | | \$0.00 |
| Capital gains - excluded from NCMI | \$0.00 | | \$0.00 |
| Net capital gain | \$1,268.62 | | \$1,268.62 |
| AMIT CGT gross up amount | | | \$1,268.62 |
| Other capital gains distribution | \$1,268.62 | | |
| Total current year capital gains | \$2,537.24 | | \$2,537.24 |
| Foreign income | | | |
| Assessable foreign source income | \$0.00 | \$0.00 | \$0.00 |
| Other non-assessable amounts | | | |
| Non-assessable non-exempt amount | \$0.00 | | \$0.00 |
| Net exempt income | \$0.00 | | |
| Other non-attributable amounts | \$8,432.52 | | |
| Gross Amount | \$30,787.00 | | \$22,354.48 |
| AMIT cost base net amount - excess (reduce cost base) | | | \$8,432.52 |
| AMIT cost base net amount - shortfall (increase cost base) | | | \$0.00 |
| Less TFN amounts withheld | \$0.00 | | |
| Less non-resident withholding tax | | | |
| - Interest | \$0.00 | | |
| - NCMI | \$0.00 | | |
| - Excluded from NCMI | \$0.00 | | |
| Less Fund payment withholding tax (other than NCMI / excluded from NCMI) | \$0.00 | | |
| Net Cash Distribution | \$30,787.00 | | |

| Item | Attribution Amount (\$) | Tax Paid / Payable (\$) |
|---|-------------------------|-------------------------|
| Non-resident reporting | | |
| Interest exempt from withholding | \$0.00 | \$0.00 |
| Non-resident withholding amount | | |
| - Interest | \$8,100.36 | \$0.00 |
| - NCMI | \$415.00 | \$0.00 |
| - Excluded from NCMI | \$2.35 | \$0.00 |
| Managed Investment Trust Fund Payment (other than NCMI / Excluded from NCMI) | \$13,836.77 | \$0.00 |
| <i>Deemed Payment – Interest</i> | <i>\$0.00</i> | <i>\$0.00</i> |
| <i>Deemed Payment – Fund Payment</i> | <i>\$0.00</i> | <i>\$0.00</i> |

Due Date: 28 Nov 2022

TAX INVOICE

Trustee for Kenrick Family Superannuation Fund
5 Goldsack St
GLEN OSMOND SA 5064
AUSTRALIAInvoice Number
INV-1189Invoice Date
21 Nov 2022

| Description | GST | Amount |
|---|-------------------|-------------------|
| For Professional Services including: | | |
| Accounting time completing entry, reconciliations, members statements, financials and tax return for the fund | 10% | 825.00 |
| Class Super Software costs oncharged | 10% | 275.00 |
| Audit costs including disbursement to independent auditor | 10% | 330.00 |
| | Subtotal | 1,300.00 |
| | Total GST 10% | 130.00 |
| | Invoice Total | 1,430.00 |
| | Payments Received | 0.00 |
| | Amount Due | \$1,430.00 |

Account payment terms are STRICTLY 7 days net
accounts@smsfaustralia.com

How to Pay

EFT directly into our bank account:
Account: SMSF Australia Pty Ltd
BSB: 065-004 Account No: 1108 1117
Reference: Name and INV-1189Credit card payment via Stripe
VISA or MasterCard Accepted
3% surcharge oncharged



MR ROBERT JAMES KENRICK + MRS WAI NING KENRICK <KENRICK FAM
SUPER FUND A/C>

5 GOLDSACK STREET
GLEN OSMOND SA 5064

Trading Account Statement

Period: 01/07/2022 - 30/06/2023

AUSTRALIA

Trading Account Number: 1137996

| Date | Reference | Description | Debit | Credit | Balance |
|------------|-----------|---------------------------------------|-----------|-----------|-------------|
| 01/07/2022 | | Open Balance | | | 0.00 |
| 07/07/2022 | 19669447 | Bght 1000 ELD @ 12.4700 | 12,499.95 | | 12,499.95 |
| 07/07/2022 | 19669873 | Bght 4000 RFF @ 2.5400 | 10,179.95 | | 22,679.90 |
| 11/07/2022 | 18049102 | Wdl ANZCIA 012-012 492072325 19669873 | | 10,179.95 | 12,499.95 |
| 11/07/2022 | 18049103 | Wdl ANZCIA 012-012 492072325 19669447 | | 12,499.95 | 0.00 |
| 13/07/2022 | 19713445 | Bght 2000 ORG @ 5.5000 | 11,019.95 | | 11,019.95 |
| 13/07/2022 | 19713611 | Bght 4000 RFF @ 2.5500 | 10,219.95 | | 21,239.90 |
| 15/07/2022 | 18086292 | Wdl ANZCIA 012-012 492072325 19713611 | | 10,219.95 | 11,019.95 |
| 15/07/2022 | 18086293 | Wdl ANZCIA 012-012 492072325 19713445 | | 11,019.95 | 0.00 |
| 21/07/2022 | 19777323 | Sold 2500 CDA @ 8.2600 | | 20,627.28 | 20,627.28Cr |
| 21/07/2022 | 19777479 | Bght 2000 ELD @ 11.7890 | 23,603.92 | | 2,976.64 |
| 22/07/2022 | 19790678 | Sold 2000 CDA @ 8.4700 | | 16,920.05 | 13,943.41Cr |
| 22/07/2022 | 19792715 | Bght 2000 ELD @ 11.4200 | 22,865.12 | | 8,921.71 |
| 25/07/2022 | 13431479 | Dep ANZCIA 012-012 492072325 19777323 | 20,627.28 | | 29,548.99 |
| 25/07/2022 | 18144080 | Wdl ANZCIA 012-012 492072325 19777479 | | 23,603.92 | 5,945.07 |
| 26/07/2022 | 13438586 | Dep ANZCIA 012-012 492072325 19790678 | 16,920.05 | | 22,865.12 |
| 26/07/2022 | 18155761 | Wdl ANZCIA 012-012 492072325 19792715 | | 22,865.12 | 0.00 |
| 28/07/2022 | 19834009 | Bght 2000 GNC @ 8.4400 | 16,899.95 | | 16,899.95 |
| 01/08/2022 | 18194251 | Wdl ANZCIA 012-012 492072325 19834009 | | 16,899.95 | 0.00 |
| 01/08/2022 | 19874888 | Bght 4000 UMG @ 3.0900 | 12,389.95 | | 12,389.95 |
| 02/08/2022 | 19882401 | Bght 2000 GNC @ 8.0400 | 16,099.95 | | 28,489.90 |
| 03/08/2022 | 18218618 | Wdl ANZCIA 012-012 492072325 19874888 | | 12,389.95 | 16,099.95 |
| 04/08/2022 | 18229770 | Wdl ANZCIA 012-012 492072325 19882401 | | 16,099.95 | 0.00 |
| 04/08/2022 | 19913295 | Bght 1000 ORI @ 15.6400 | 15,659.95 | | 15,659.95 |
| 08/08/2022 | 18252199 | Wdl ANZCIA 012-012 492072325 19913295 | | 15,659.95 | 0.00 |
| 30/08/2022 | 20176841 | Sold 5000 RIC @ 1.9200 | | 9,580.05 | 9,580.05Cr |
| 30/08/2022 | 20180247 | Sold 1000 MND @ 12.9100 | | 12,890.05 | 22,470.10Cr |
| 30/08/2022 | 20180576 | Sold 1000 MND @ 12.9700 | | 12,950.05 | 35,420.15Cr |
| 30/08/2022 | 20182736 | Sold 1000 MND @ 13.0030 | | 12,983.09 | 48,403.24Cr |
| 01/09/2022 | 13647809 | Dep ANZCIA 012-012 492072325 20180247 | 12,890.05 | | 35,513.19Cr |
| 01/09/2022 | 13647810 | Dep ANZCIA 012-012 492072325 20176841 | 9,580.05 | | 25,933.14Cr |
| 01/09/2022 | 13647811 | Dep ANZCIA 012-012 492072325 20182736 | 12,983.09 | | 12,950.05Cr |
| 01/09/2022 | 13647812 | Dep ANZCIA 012-012 492072325 20180576 | 12,950.05 | | 0.00 |
| 12/09/2022 | 20299849 | Sold 5000 RIC @ 2.2100 | | 11,030.05 | 11,030.05Cr |
| 12/09/2022 | 20303736 | Sold 1000 MND @ 13.9000 | | 13,880.05 | 24,910.10Cr |
| 12/09/2022 | 20303926 | Sold 4238 BIS @ 2.0300 | | 8,578.19 | 33,488.29Cr |
| 13/09/2022 | 20311152 | Sold 762 BIS @ 2.0300 | | 1,541.85 | 35,030.14Cr |
| 14/09/2022 | 13715947 | Dep ANZCIA 012-012 492072325 20303926 | 8,578.19 | | 26,451.95Cr |
| 14/09/2022 | 13715948 | Dep ANZCIA 012-012 492072325 20303736 | 13,880.05 | | 12,571.90Cr |
| 14/09/2022 | 13715949 | Dep ANZCIA 012-012 492072325 20299849 | 11,030.05 | | 1,541.85Cr |
| 14/09/2022 | 20329750 | Sold 2000 ELD @ 12.8050 | | 25,581.83 | 27,123.68Cr |
| 14/09/2022 | 20329884 | Sold 2000 ELD @ 12.8050 | | 25,581.83 | 52,705.51Cr |
| 14/09/2022 | 20335939 | Bght 2000 CDA @ 6.2400 | 12,499.95 | | 40,205.56Cr |

While every effort has been made to provide you with an accurate transaction summary, we give no warranty of accuracy or reliability and take no responsibility for any errors or omissions including by negligence. You should confirm the information, holdings and valuations contained herein. All prices and values are denominated in AUD unless otherwise indicated. Stockbroking services are provided by CMC Markets Stockbroking Limited (ABN 69 081 002 851, AFSL No.246381), a Participant of the ASX Group (Australian Securities Exchange).



MR ROBERT JAMES KENRICK + MRS WAI NING KENRICK <KENRICK FAM
SUPER FUND A/C>

5 GOLDSACK STREET
GLEN OSMOND SA 5064

Trading Account Statement

Period: 01/07/2022 - 30/06/2023

AUSTRALIA

Trading Account Number: 1137996

| Date | Reference | Description | Debit | Credit | Balance |
|------------|-----------|---------------------------------------|-----------|-----------|-------------|
| 15/09/2022 | 13723600 | Dep ANZCIA 012-012 492072325 20311152 | 1,541.85 | | 38,663.71Cr |
| 15/09/2022 | 20346822 | Sold 5000 BIS @ 2.0600 | | 10,280.05 | 48,943.76Cr |
| 15/09/2022 | 20351639 | Sold 5000 BIS @ 2.2000 | | 10,980.05 | 59,923.81Cr |
| 15/09/2022 | 20352533 | Sold 5000 BIS @ 2.2500 | | 11,230.05 | 71,153.86Cr |
| 16/09/2022 | 13730537 | Dep ANZCIA 012-012 492072325 20329750 | 25,581.83 | | 45,572.03Cr |
| 16/09/2022 | 13730538 | Dep ANZCIA 012-012 492072325 20329884 | 25,581.83 | | 19,990.20Cr |
| 16/09/2022 | 18594470 | Wdl ANZCIA 012-012 492072325 20335939 | | 12,499.95 | 32,490.15Cr |
| 16/09/2022 | 20363832 | Sold 5000 BIS @ 2.2600 | | 11,280.05 | 43,770.20Cr |
| 19/09/2022 | 13742271 | Dep ANZCIA 012-012 492072325 20352533 | 11,230.05 | | 32,540.15Cr |
| 19/09/2022 | 13742272 | Dep ANZCIA 012-012 492072325 20351639 | 10,980.05 | | 21,560.10Cr |
| 19/09/2022 | 13742273 | Dep ANZCIA 012-012 492072325 20346822 | 10,280.05 | | 11,280.05Cr |
| 19/09/2022 | 20375127 | Sold 5000 BIS @ 2.2700 | | 11,330.05 | 22,610.10Cr |
| 19/09/2022 | 20376164 | Sold 5000 BIS @ 2.3000 | | 11,480.05 | 34,090.15Cr |
| 19/09/2022 | 20377293 | Bght 2000 ORI @ 14.2400 | 28,511.33 | | 5,578.82Cr |
| 20/09/2022 | 13750121 | Dep ANZCIA 012-012 492072325 20363832 | 11,280.05 | | 5,701.23 |
| 21/09/2022 | 13757316 | Dep ANZCIA 012-012 492072325 20376164 | 11,480.05 | | 17,181.28 |
| 21/09/2022 | 13757317 | Dep ANZCIA 012-012 492072325 20375127 | 11,330.05 | | 28,511.33 |
| 21/09/2022 | 18637960 | Wdl ANZCIA 012-012 492072325 20377293 | | 28,511.33 | 0.00 |
| 23/09/2022 | 20421777 | Bght 5000 RFF @ 2.3979 | 12,009.24 | | 12,009.24 |
| 23/09/2022 | 20422913 | Bght 5000 SGP @ 3.2800 | 16,419.95 | | 28,429.19 |
| 26/09/2022 | 20437097 | Bght 2000 CDA @ 5.5300 AUD | 11,079.95 | | 39,509.14 |
| 26/09/2022 | 20439267 | Bght 1000 ORI @ 13.4600 AUD | 13,479.95 | | 52,989.09 |
| 27/09/2022 | 18676547 | Wdl ANZCIA 012-012 492072325 20421777 | | 12,009.24 | 40,979.85 |
| 27/09/2022 | 18676548 | Wdl ANZCIA 012-012 492072325 20422913 | | 16,419.95 | 24,559.90 |
| 28/09/2022 | 18693792 | Wdl ANZCIA 012-012 492072325 20437097 | | 11,079.95 | 13,479.95 |
| 28/09/2022 | 18693793 | Wdl ANZCIA 012-012 492072325 20439267 | | 13,479.95 | 0.00 |
| 28/09/2022 | 20465762 | Bght 2000 ORI @ 13.2398 AUD | 26,508.78 | | 26,508.78 |
| 28/09/2022 | 20469633 | Bght 5000 SGP @ 3.1600 AUD | 15,819.95 | | 42,328.73 |
| 28/09/2022 | 20469733 | Bght 2000 CDA @ 5.4350 AUD | 10,889.95 | | 53,218.68 |
| 30/09/2022 | 18720775 | Wdl ANZCIA 012-012 492072325 20469733 | | 10,889.95 | 42,328.73 |
| 30/09/2022 | 18720776 | Wdl ANZCIA 012-012 492072325 20469633 | | 15,819.95 | 26,508.78 |
| 30/09/2022 | 18720777 | Wdl ANZCIA 012-012 492072325 20465762 | | 26,508.78 | 0.00 |
| 30/09/2022 | 20488125 | Bght 2000 ELD @ 11.8200 AUD | 23,666.00 | | 23,666.00 |
| 30/09/2022 | 20488360 | Bght 5000 BLD @ 2.6182 AUD | 13,110.84 | | 36,776.84 |
| 30/09/2022 | 20493798 | Bght 5000 RFF @ 2.2800 AUD | 11,419.95 | | 48,196.79 |
| 03/10/2022 | 20502453 | Bght 3000 CSR @ 4.3900 AUD | 13,199.95 | | 61,396.74 |
| 04/10/2022 | 18744200 | Wdl ANZCIA 012-012 492072325 20488125 | | 23,666.00 | 37,730.74 |
| 04/10/2022 | 18744201 | Wdl ANZCIA 012-012 492072325 20493798 | | 11,419.95 | 26,310.79 |
| 04/10/2022 | 18744202 | Wdl ANZCIA 012-012 492072325 20488360 | | 13,110.84 | 13,199.95 |
| 05/10/2022 | 18762672 | Wdl ANZCIA 012-012 492072325 20502453 | | 13,199.95 | 0.00 |
| 05/10/2022 | 20528063 | Sold 4000 BIS @ 2.3500 AUD | | 9,380.05 | 9,380.05Cr |
| 05/10/2022 | 20536915 | Sold 500 MND @ 13.7800 AUD | | 6,870.05 | 16,250.10Cr |

While every effort has been made to provide you with an accurate transaction summary, we give no warranty of accuracy or reliability and take no responsibility for any errors or omissions including by negligence. You should confirm the information, holdings and valuations contained herein. All prices and values are denominated in AUD unless otherwise indicated. Stockbroking services are provided by CMC Markets Stockbroking Limited (ABN 69 081 002 851, AFSL No.246381), a Participant of the ASX Group (Australian Securities Exchange).



MR ROBERT JAMES KENRICK + MRS WAI NING KENRICK <KENRICK FAM
SUPER FUND A/C>

5 GOLDSACK STREET
GLEN OSMOND SA 5064

Trading Account Statement

Period: 01/07/2022 - 30/06/2023

AUSTRALIA

Trading Account Number: 1137996

| Date | Reference | Description | Debit | Credit | Balance |
|------------|-----------|---|-----------|-----------|-------------|
| 07/10/2022 | 13838553 | Dep ANZCIA 012-012 492072325 20528063 | 9,380.05 | | 6,870.05Cr |
| 07/10/2022 | 13838554 | Dep ANZCIA 012-012 492072325 20536915 | 6,870.05 | | 0.00 |
| 07/10/2022 | 20553134 | Bght 2000 ORI @ 13.1600 AUD | 26,348.95 | | 26,348.95 |
| 10/10/2022 | 20566542 | Bght 2000 DOW @ 4.5100 AUD | 9,031.00 | | 35,379.95 |
| 10/10/2022 | 20566657 | Bght 2000 ORI @ 12.7800 AUD | 25,585.56 | | 60,965.51 |
| 11/10/2022 | 18809459 | Wdl ANZCIA 012-012 492072325 20553134 | | 26,348.95 | 34,616.56 |
| 11/10/2022 | 20582893 | Bght 5000 SGP @ 3.2500 AUD | 16,266.25 | | 50,882.81 |
| 11/10/2022 | 20582842 | Bght 2000 CDA @ 5.3593 AUD | 10,729.69 | | 61,612.50 |
| 11/10/2022 | 20583699 | Sold 2000 ORI @ 13.4100 AUD | | 26,793.18 | 34,819.32 |
| 12/10/2022 | 18821997 | Wdl ANZCIA 012-012 492072325 20566542 | | 9,031.00 | 25,788.32 |
| 12/10/2022 | 18821998 | Wdl ANZCIA 012-012 492072325 20566657 | | 25,585.56 | 202.76 |
| 12/10/2022 | 20588159 | Sold 1000 ELD @ 12.4900 AUD | | 12,480.10 | 12,277.34Cr |
| 12/10/2022 | 20591091 | Sold 500 ORI @ 13.7500 AUD | | 6,865.10 | 19,142.44Cr |
| 12/10/2022 | 20596238 | Bght 2000 CDA @ 5.1600 AUD | 10,329.90 | | 8,812.54Cr |
| 12/10/2022 | 20596852 | Bght 2000 CWP @ 3.5800 AUD | 7,169.90 | | 1,642.64Cr |
| 12/10/2022 | 20597436 | Bght 4000 BIS @ 2.0300 AUD | 8,129.90 | | 6,487.26 |
| 13/10/2022 | 13869039 | Dep ANZCIA 012-012 492072325 20583699 | 26,793.18 | | 33,280.44 |
| 13/10/2022 | 18832856 | Wdl ANZCIA 012-012 492072325 20582893 | | 16,266.25 | 17,014.19 |
| 13/10/2022 | 18832857 | Wdl ANZCIA 012-012 492072325 20582842 | | 10,729.69 | 6,284.50 |
| 13/10/2022 | 20601542 | Bght 2000 CDA @ 5.0500 AUD | 10,109.90 | | 16,394.40 |
| 14/10/2022 | 13873870 | Dep ANZCIA 012-012 492072325 20588159 | 12,480.10 | | 28,874.50 |
| 14/10/2022 | 13873871 | Dep ANZCIA 012-012 492072325 20591091 | 6,865.10 | | 35,739.60 |
| 14/10/2022 | 18841074 | Wdl ANZCIA 012-012 492072325 20596238 | | 10,329.90 | 25,409.70 |
| 14/10/2022 | 18841075 | Wdl ANZCIA 012-012 492072325 20596852 | | 7,169.90 | 18,239.80 |
| 14/10/2022 | 18841076 | Wdl ANZCIA 012-012 492072325 20597436 | | 8,129.90 | 10,109.90 |
| 17/10/2022 | 18852723 | Wdl ANZCIA 012-012 492072325 20601542 | | 10,109.90 | 0.00 |
| 21/10/2022 | 20680165 | Bght 2000 CDA @ 4.8600 AUD | 9,729.90 | | 9,729.90 |
| 24/10/2022 | 20688642 | Sold 5000 TGR @ 5.1900 AUD | | 25,930.54 | 16,200.64Cr |
| 25/10/2022 | 18917128 | Wdl ANZCIA 012-012 492072325 20680165 | | 9,729.90 | 25,930.54Cr |
| 26/10/2022 | 13935486 | Dep ANZCIA 012-012 492072325 20688642 | 25,930.54 | | 0.00 |
| 26/10/2022 | 20720490 | Bght 5000 CDA @ 4.0200 AUD | 20,115.07 | | 20,115.07 |
| 26/10/2022 | 20720793 | Bght 5000 CDA @ 3.9700 AUD | 19,864.88 | | 39,979.95 |
| 28/10/2022 | 18949293 | Wdl ANZCIA 012-012 492072325 20720793 | | 19,864.88 | 20,115.07 |
| 28/10/2022 | 18949294 | Wdl ANZCIA 012-012 492072325 20720490 | | 20,115.07 | 0.00 |
| 10/11/2022 | 20883909 | Bght 3000 CDA @ 3.9196 AUD | 11,768.62 | | 11,768.62 |
| 10/11/2022 | 1645226 | JNL1645226 Brokerage Rebate. Ref:20883909 | | 9.90 | 11,758.72 |
| 11/11/2022 | 14035683 | Dep ANZCIA 012-012 492072325 | 9.90 | | 11,768.62 |
| 11/11/2022 | 20902840 | Sold 3000 SGP @ 3.7200 AUD | | 11,150.10 | 618.52 |
| 11/11/2022 | 1646626 | JNL1646626 Brokerage Rebate. Ref:20902840 | | 9.90 | 608.62 |
| 14/11/2022 | 14045371 | Dep ANZCIA 012-012 492072325 | 9.90 | | 618.52 |
| 14/11/2022 | 19079065 | Wdl ANZCIA 012-012 492072325 20883909 | | 11,768.62 | 11,150.10Cr |
| 14/11/2022 | 20910328 | Bght 2000 ELD @ 11.3300 AUD | 22,677.00 | | 11,526.90 |
| 14/11/2022 | 20910329 | Bght 2000 ELD @ 11.3800 AUD | 22,777.07 | | 34,303.97 |

While every effort has been made to provide you with an accurate transaction summary, we give no warranty of accuracy or reliability and take no responsibility for any errors or omissions including by negligence. You should confirm the information, holdings and valuations contained herein. All prices and values are denominated in AUD unless otherwise indicated. Stockbroking services are provided by CMC Markets Stockbroking Limited (ABN 69 081 002 851, AFSL No.246381), a Participant of the ASX Group (Australian Securities Exchange).



MR ROBERT JAMES KENRICK + MRS WAI NING KENRICK <KENRICK FAM
SUPER FUND A/C>

5 GOLDSACK STREET
GLEN OSMOND SA 5064

Trading Account Statement

Period: 01/07/2022 - 30/06/2023

AUSTRALIA

Trading Account Number: 1137996

| Date | Reference | Description | Debit | Credit | Balance |
|------------|-----------|---|-----------|-----------|-------------|
| 14/11/2022 | 20911601 | Sold 1000 ORI @ 15.4100 AUD | | 15,398.44 | 18,905.53 |
| 14/11/2022 | 20912371 | Sold 1000 MND @ 14.2100 AUD | | 14,199.34 | 4,706.19 |
| 14/11/2022 | 20918601 | Bght 2000 ELD @ 10.8800 AUD | 21,776.32 | | 26,482.51 |
| 14/11/2022 | 1647967 | JNL1647967 Brokerage Rebate. Ref:20910329 | | 9.90 | 26,472.61 |
| 14/11/2022 | 1647968 | JNL1647968 Brokerage Rebate. Ref:20910328 | | 9.90 | 26,462.71 |
| 14/11/2022 | 1647969 | JNL1647969 Brokerage Rebate. Ref:20918601 | | 9.90 | 26,452.81 |
| 15/11/2022 | 14055289 | Dep ANZCIA 012-012 492072325 | 29.70 | | 26,482.51 |
| 15/11/2022 | 14055717 | Dep ANZCIA 012-012 492072325 20902840 | 11,150.10 | | 37,632.61 |
| 15/11/2022 | 20927205 | Bght 3000 CDA @ 4.0100 AUD | 12,039.90 | | 49,672.51 |
| 15/11/2022 | 20929050 | Sold 1000 ORI @ 15.4888 AUD | | 15,477.14 | 34,195.37 |
| 15/11/2022 | 20929388 | Bght 1700 ELD @ 10.4600 AUD | 17,795.33 | | 51,990.70 |
| 16/11/2022 | 14067779 | Dep ANZCIA 012-012 492072325 20911601 | 15,398.44 | | 67,389.14 |
| 16/11/2022 | 14067780 | Dep ANZCIA 012-012 492072325 20912371 | 14,199.34 | | 81,588.48 |
| 16/11/2022 | 19106562 | Wdl ANZCIA 012-012 492072325 20918601 | | 21,776.32 | 59,812.16 |
| 16/11/2022 | 19106563 | Wdl ANZCIA 012-012 492072325 20910328 | | 22,677.00 | 37,135.16 |
| 16/11/2022 | 19106564 | Wdl ANZCIA 012-012 492072325 20910329 | | 22,777.07 | 14,358.09 |
| 16/11/2022 | 20952961 | Bght 5000 CDA @ 4.1195 AUD | 20,612.89 | | 34,970.98 |
| 16/11/2022 | 20953010 | Bght 5000 CDA @ 4.1097 AUD | 20,564.14 | | 55,535.12 |
| 16/11/2022 | 20953167 | Bght 4000 FBU @ 4.7200 AUD | 18,894.16 | | 74,429.28 |
| 16/11/2022 | 20953218 | Bght 4000 CSR @ 4.6600 AUD | 18,653.98 | | 93,083.26 |
| 16/11/2022 | 20953752 | Bght 5000 RIC @ 1.9200 AUD | 9,609.90 | | 102,693.16 |
| 17/11/2022 | 14079023 | Dep ANZCIA 012-012 492072325 20929050 | 15,477.14 | | 118,170.30 |
| 17/11/2022 | 19120552 | Wdl ANZCIA 012-012 492072325 20929388 | | 17,795.33 | 100,374.97 |
| 17/11/2022 | 19120553 | Wdl ANZCIA 012-012 492072325 20927205 | | 12,039.90 | 88,335.07 |
| 17/11/2022 | 20962906 | Bght 3000 GNC @ 7.7097 AUD | 23,146.39 | | 111,481.46 |
| 18/11/2022 | 19134262 | Wdl ANZCIA 012-012 492072325 20952961 | | 20,612.89 | 90,868.57 |
| 18/11/2022 | 19134263 | Wdl ANZCIA 012-012 492072325 20953752 | | 9,609.90 | 81,258.67 |
| 18/11/2022 | 19134264 | Wdl ANZCIA 012-012 492072325 20953218 | | 18,653.98 | 62,604.69 |
| 18/11/2022 | 19134265 | Wdl ANZCIA 012-012 492072325 20953167 | | 18,894.16 | 43,710.53 |
| 18/11/2022 | 19134266 | Wdl ANZCIA 012-012 492072325 20953010 | | 20,564.14 | 23,146.39 |
| 18/11/2022 | 20977704 | Bght 2000 GNC @ 8.0200 AUD | 16,052.03 | | 39,198.42 |
| 18/11/2022 | 20980276 | Bght 2000 CWP @ 4.0600 AUD | 8,129.90 | | 47,328.32 |
| 21/11/2022 | 19146573 | Wdl ANZCIA 012-012 492072325 20962906 | | 23,146.39 | 24,181.93 |
| 22/11/2022 | 19157827 | Wdl ANZCIA 012-012 492072325 20980276 | | 8,129.90 | 16,052.03 |
| 22/11/2022 | 19157828 | Wdl ANZCIA 012-012 492072325 20977704 | | 16,052.03 | 0.00 |
| 23/11/2022 | 21013641 | Bght 1000 MND @ 13.4400 AUD | 13,450.08 | | 13,450.08 |
| 24/11/2022 | 21035555 | Sold 3000 SGP @ 3.7700 AUD | | 11,300.10 | 2,149.98 |
| 25/11/2022 | 19187758 | Wdl ANZCIA 012-012 492072325 21013641 | | 13,450.08 | 11,300.10Cr |
| 28/11/2022 | 14138298 | Dep ANZCIA 012-012 492072325 21035555 | 11,300.10 | | 0.00 |
| 01/12/2022 | 21099865 | Sold 3000 SGP @ 3.8800 AUD | | 11,630.10 | 11,630.10Cr |
| 05/12/2022 | 14185624 | Dep ANZCIA 012-012 492072325 21099865 | 11,630.10 | | 0.00 |
| 05/12/2022 | 21121162 | Bght 5000 RIC @ 1.8700 AUD | 9,359.90 | | 9,359.90 |
| 05/12/2022 | 21125280 | Bght 1000 ELD @ 9.6600 AUD | 9,669.90 | | 19,029.80 |

While every effort has been made to provide you with an accurate transaction summary, we give no warranty of accuracy or reliability and take no responsibility for any errors or omissions including by negligence. You should confirm the information, holdings and valuations contained herein. All prices and values are denominated in AUD unless otherwise indicated. Stockbroking services are provided by CMC Markets Stockbroking Limited (ABN 69 081 002 851, AFSL No.246381), a Participant of the ASX Group (Australian Securities Exchange).



MR ROBERT JAMES KENRICK + MRS WAI NING KENRICK <KENRICK FAM
SUPER FUND A/C>

5 GOLDSACK STREET
GLEN OSMOND SA 5064

Trading Account Statement

Period: 01/07/2022 - 30/06/2023

AUSTRALIA

Trading Account Number: 1137996

| Date | Reference | Description | Debit | Credit | Balance |
|------------|-----------|---|-----------|-----------|-------------|
| 07/12/2022 | 19296656 | Wdl ANZCIA 012-012 492072325 21121162 | | 9,359.90 | 9,669.90 |
| 07/12/2022 | 19296657 | Wdl ANZCIA 012-012 492072325 21125280 | | 9,669.90 | 0.00 |
| 07/12/2022 | 21154471 | Bght 5000 CDA @ 3.8300 AUD | 19,164.37 | | 19,164.37 |
| 07/12/2022 | 21154748 | Bght 5000 RFF @ 2.4700 AUD | 12,359.90 | | 31,524.27 |
| 08/12/2022 | 21162399 | Bght 2000 GNC @ 7.8300 AUD | 15,671.75 | | 47,196.02 |
| 08/12/2022 | 21169637 | Bght 4000 FBU @ 4.6500 AUD | 18,613.95 | | 65,809.97 |
| 08/12/2022 | 21169746 | Bght 3000 CDA @ 3.7100 AUD | 11,139.90 | | 76,949.87 |
| 08/12/2022 | 21172220 | Bght 3000 DOW @ 3.7700 AUD | 11,319.90 | | 88,269.77 |
| 09/12/2022 | 19318269 | Wdl ANZCIA 012-012 492072325 21154748 | | 12,359.90 | 75,909.87 |
| 09/12/2022 | 19318270 | Wdl ANZCIA 012-012 492072325 21154471 | | 19,164.37 | 56,745.50 |
| 12/12/2022 | 19330080 | Wdl ANZCIA 012-012 492072325 21169746 | | 11,139.90 | 45,605.60 |
| 12/12/2022 | 19330082 | Wdl ANZCIA 012-012 492072325 21172220 | | 11,319.90 | 34,285.70 |
| 12/12/2022 | 19330083 | Wdl ANZCIA 012-012 492072325 21162399 | | 15,671.75 | 18,613.95 |
| 12/12/2022 | 19330084 | Wdl ANZCIA 012-012 492072325 21169637 | | 18,613.95 | 0.00 |
| 14/12/2022 | 21222725 | Sold 1000 ORI @ 15.4900 AUD | | 15,478.38 | 15,478.38Cr |
| 15/12/2022 | 21234552 | Sold 1000 ELD @ 10.3500 AUD | | 10,340.10 | 25,818.48Cr |
| 16/12/2022 | 14246272 | Dep ANZCIA 012-012 492072325 21222725 | 15,478.38 | | 10,340.10Cr |
| 19/12/2022 | 14254306 | Dep ANZCIA 012-012 492072325 21234552 | 10,340.10 | | 0.00 |
| 05/01/2023 | 21376261 | Bght 2000 GNC @ 7.2600 AUD | 14,530.89 | | 14,530.89 |
| 09/01/2023 | 19513148 | Wdl ANZCIA 012-012 492072325 21376261 | | 14,530.89 | 0.00 |
| 12/01/2023 | 21438705 | Sold 2000 CDA @ 4.2000 AUD | | 8,390.10 | 8,390.10Cr |
| 12/01/2023 | 21442628 | Sold 2000 CDA @ 4.2800 AUD | | 8,550.10 | 16,940.20Cr |
| 13/01/2023 | 21453841 | Sold 2000 CDA @ 4.3900 AUD | | 8,770.10 | 25,710.30Cr |
| 13/01/2023 | 19562742 | Wdl ANZCIA 012-012 492072325 TRANSFER TO NOM AC | | 25,000.00 | 50,710.30Cr |
| 13/01/2023 | 14372762 | DE: 015-257 480216125 | 25,000.00 | | 25,710.30Cr |
| 13/01/2023 | 21460794 | Bght 500 WDS @ 36.8600 AUD | 18,443.83 | | 7,266.47Cr |
| 16/01/2023 | 14375529 | Dep ANZCIA 012-012 492072325 21442628 | 8,550.10 | | 1,283.63 |
| 16/01/2023 | 14375530 | Dep ANZCIA 012-012 492072325 21438705 | 8,390.10 | | 9,673.73 |
| 16/01/2023 | 21477388 | Sold 1000 ELD @ 10.0500 AUD | | 10,040.10 | 366.37Cr |
| 16/01/2023 | 19573741 | Wdl ANZCIA 012-012 492072325 TRANSFER TO NOM AC | | 35,000.00 | 35,366.37Cr |
| 16/01/2023 | 14381695 | DE: 015-257 480216125 | 35,000.00 | | 366.37Cr |
| 17/01/2023 | 14384046 | Dep ANZCIA 012-012 492072325 21453841 | 8,770.10 | | 8,403.73 |
| 17/01/2023 | 19577774 | Wdl ANZCIA 012-012 492072325 21460794 | | 18,443.83 | 10,040.10Cr |
| 18/01/2023 | 14400311 | Dep ANZCIA 012-012 492072325 21477388 | 10,040.10 | | 0.00 |
| 18/01/2023 | 21501114 | Sold 2000 CDA @ 4.6100 AUD | | 9,210.10 | 9,210.10Cr |
| 18/01/2023 | 21505755 | Sold 2000 CDA @ 4.6200 AUD | | 9,230.10 | 18,440.20Cr |
| 18/01/2023 | 21508396 | Sold 2000 CDA @ 4.6850 AUD | | 9,360.10 | 27,800.30Cr |
| 20/01/2023 | 14429123 | Dep ANZCIA 012-012 492072325 21508396 | 9,360.10 | | 18,440.20Cr |
| 20/01/2023 | 14429124 | Dep ANZCIA 012-012 492072325 21505755 | 9,230.10 | | 9,210.10Cr |
| 20/01/2023 | 14429125 | Dep ANZCIA 012-012 492072325 21501114 | 9,210.10 | | 0.00 |
| 23/01/2023 | 21542440 | Sold 2000 SGP @ 3.9100 AUD | | 7,810.10 | 7,810.10Cr |
| 24/01/2023 | 21556691 | Sold 2000 CDA @ 4.8000 AUD | | 9,590.10 | 17,400.20Cr |

While every effort has been made to provide you with an accurate transaction summary, we give no warranty of accuracy or reliability and take no responsibility for any errors or omissions including by negligence. You should confirm the information, holdings and valuations contained herein. All prices and values are denominated in AUD unless otherwise indicated. Stockbroking services are provided by CMC Markets Stockbroking Limited (ABN 69 081 002 851, AFSL No.246381), a Participant of the ASX Group (Australian Securities Exchange).



MR ROBERT JAMES KENRICK + MRS WAI NING KENRICK <KENRICK FAM
SUPER FUND A/C>

5 GOLDSACK STREET
GLEN OSMOND SA 5064

Trading Account Statement

Period: 01/07/2022 - 30/06/2023

AUSTRALIA

Trading Account Number: 1137996

| Date | Reference | Description | Debit | Credit | Balance |
|------------|-----------|---------------------------------------|-----------|-----------|-------------|
| 24/01/2023 | 21560199 | Sold 4000 CDA @ 5.1400 AUD | | 20,544.58 | 37,944.78Cr |
| 24/01/2023 | 21560361 | Sold 1500 CDA @ 5.2027 AUD | | 7,794.08 | 45,738.86Cr |
| 24/01/2023 | 21561599 | Sold 1500 CDA @ 5.2500 AUD | | 7,865.10 | 53,603.96Cr |
| 25/01/2023 | 14461658 | Dep ANZCIA 012-012 492072325 21542440 | 7,810.10 | | 45,793.86Cr |
| 25/01/2023 | 21578650 | Sold 1500 CDA @ 5.3700 AUD | | 8,045.10 | 53,838.96Cr |
| 25/01/2023 | 21579256 | Sold 1000 CDA @ 5.4300 AUD | | 5,420.10 | 59,259.06Cr |
| 25/01/2023 | 21579311 | Bght 5000 DOW @ 3.9300 AUD | 19,664.74 | | 39,594.32Cr |
| 27/01/2023 | 14470435 | Dep ANZCIA 012-012 492072325 21560361 | 7,794.08 | | 31,800.24Cr |
| 27/01/2023 | 14470436 | Dep ANZCIA 012-012 492072325 21560199 | 20,544.58 | | 11,255.66Cr |
| 27/01/2023 | 14470437 | Dep ANZCIA 012-012 492072325 21556691 | 9,590.10 | | 1,665.56Cr |
| 27/01/2023 | 14470438 | Dep ANZCIA 012-012 492072325 21561599 | 7,865.10 | | 6,199.54 |
| 30/01/2023 | 14479883 | Dep ANZCIA 012-012 492072325 21578650 | 8,045.10 | | 14,244.64 |
| 30/01/2023 | 14479884 | Dep ANZCIA 012-012 492072325 21579256 | 5,420.10 | | 19,664.74 |
| 30/01/2023 | 19669408 | Wdl ANZCIA 012-012 492072325 21579311 | | 19,664.74 | 0.00 |
| 30/01/2023 | 21610491 | Sold 2000 SGP @ 3.9900 AUD | | 7,970.10 | 7,970.10Cr |
| 30/01/2023 | 21616353 | Bght 5000 DOW @ 3.8300 AUD | 19,164.37 | | 11,194.27 |
| 01/02/2023 | 14498517 | Dep ANZCIA 012-012 492072325 21610491 | 7,970.10 | | 19,164.37 |
| 01/02/2023 | 19695726 | Wdl ANZCIA 012-012 492072325 21616353 | | 19,164.37 | 0.00 |
| 02/02/2023 | 21655815 | Bght 1000 ELD @ 9.4050 AUD | 9,414.90 | | 9,414.90 |
| 02/02/2023 | 21655390 | Sold 1000 CDA @ 5.5500 AUD | | 5,540.10 | 3,874.80 |
| 02/02/2023 | 21656176 | Sold 2000 SGP @ 4.0750 AUD | | 8,140.10 | 4,265.30Cr |
| 03/02/2023 | 21675654 | Sold 2500 SGP @ 4.1550 AUD | | 10,377.60 | 14,642.90Cr |
| 03/02/2023 | 21680844 | Sold 1500 SGP @ 4.1950 AUD | | 6,282.60 | 20,925.50Cr |
| 03/02/2023 | 21680774 | Sold 188 CDA @ 5.5900 AUD | | 1,041.02 | 21,966.52Cr |
| 06/02/2023 | 19733204 | Wdl ANZCIA 012-012 492072325 21655815 | | 9,414.90 | 31,381.42Cr |
| 06/02/2023 | 14523388 | Dep ANZCIA 012-012 492072325 21656176 | 8,140.10 | | 23,241.32Cr |
| 06/02/2023 | 14523389 | Dep ANZCIA 012-012 492072325 21655390 | 5,540.10 | | 17,701.22Cr |
| 07/02/2023 | 14533030 | Dep ANZCIA 012-012 492072325 21675654 | 10,377.60 | | 7,323.62Cr |
| 07/02/2023 | 14533031 | Dep ANZCIA 012-012 492072325 21680844 | 6,282.60 | | 1,041.02Cr |
| 07/02/2023 | 14533032 | Dep ANZCIA 012-012 492072325 21680774 | 1,041.02 | | 0.00 |
| 08/02/2023 | 21725002 | Bght 2000 ELD @ 8.9400 AUD | 17,893.41 | | 17,893.41 |
| 08/02/2023 | 21727145 | Bght 1000 ELD @ 8.8900 AUD | 8,899.90 | | 26,793.31 |
| 10/02/2023 | 19782270 | Wdl ANZCIA 012-012 492072325 21727145 | | 8,899.90 | 17,893.41 |
| 10/02/2023 | 19782271 | Wdl ANZCIA 012-012 492072325 21725002 | | 17,893.41 | 0.00 |
| 10/02/2023 | 21748214 | Sold 500 ORI @ 15.4300 AUD | | 7,705.10 | 7,705.10Cr |
| 10/02/2023 | 21752338 | Sold 500 ORI @ 15.5900 AUD | | 7,785.10 | 15,490.20Cr |
| 13/02/2023 | 21767570 | Bght 2000 GNC @ 7.2200 AUD | 14,450.84 | | 1,039.36Cr |
| 13/02/2023 | 21767664 | Bght 4000 FBU @ 4.6100 AUD | 18,453.83 | | 17,414.47 |
| 13/02/2023 | 21760224 | Sold 1 CWP @ 4.7900 AUD | 5.11 | | 17,419.58 |
| 14/02/2023 | 14571620 | Dep ANZCIA 012-012 492072325 21752338 | 7,785.10 | | 25,204.68 |
| 14/02/2023 | 14571621 | Dep ANZCIA 012-012 492072325 21748214 | 7,705.10 | | 32,909.78 |
| 14/02/2023 | 21784409 | Sold 500 MND @ 13.9600 AUD | | 6,970.10 | 25,939.68 |
| 14/02/2023 | 21784502 | Sold 500 ORI @ 15.9100 AUD | | 7,945.10 | 17,994.58 |

While every effort has been made to provide you with an accurate transaction summary, we give no warranty of accuracy or reliability and take no responsibility for any errors or omissions including by negligence. You should confirm the information, holdings and valuations contained herein. All prices and values are denominated in AUD unless otherwise indicated. Stockbroking services are provided by CMC Markets Stockbroking Limited (ABN 69 081 002 851, AFSL No.246381), a Participant of the ASX Group (Australian Securities Exchange).



MR ROBERT JAMES KENRICK + MRS WAI NING KENRICK <KENRICK FAM
SUPER FUND A/C>

5 GOLDSACK STREET
GLEN OSMOND SA 5064

Trading Account Statement

Period: 01/07/2022 - 30/06/2023

AUSTRALIA

Trading Account Number: 1137996

| Date | Reference | Description | Debit | Credit | Balance |
|------------|-----------|---------------------------------------|-----------|-----------|-------------|
| 14/02/2023 | 21784574 | Sold 1000 GNC @ 7.3800 AUD | | 7,370.10 | 10,624.48 |
| 15/02/2023 | 19818388 | Wdl ANZCIA 012-012 492072325 21767570 | | 14,450.84 | 3,826.36Cr |
| 15/02/2023 | 19818389 | Wdl ANZCIA 012-012 492072325 21767664 | | 18,453.83 | 22,280.19Cr |
| 15/02/2023 | 19825748 | Wdl ANZCIA 012-012 492072325 | | 5.11 | 22,285.30Cr |
| 16/02/2023 | 14585262 | Dep ANZCIA 012-012 492072325 21784409 | 6,970.10 | | 15,315.20Cr |
| 16/02/2023 | 14585263 | Dep ANZCIA 012-012 492072325 21784502 | 7,945.10 | | 7,370.10Cr |
| 16/02/2023 | 14585264 | Dep ANZCIA 012-012 492072325 21784574 | 7,370.10 | | 0.00 |
| 16/02/2023 | 21807501 | Sold 7500 RIC @ 2.1854 AUD | | 16,378.11 | 16,378.11Cr |
| 16/02/2023 | 21807613 | Sold 2000 GNC @ 7.7300 AUD | | 15,448.41 | 31,826.52Cr |
| 16/02/2023 | 21813233 | Sold 812 CDA @ 5.5900 AUD | | 4,539.08 | 36,365.60Cr |
| 20/02/2023 | 14601510 | Dep ANZCIA 012-012 492072325 21807501 | 16,378.11 | | 19,987.49Cr |
| 20/02/2023 | 14601511 | Dep ANZCIA 012-012 492072325 21807613 | 15,448.41 | | 4,539.08Cr |
| 20/02/2023 | 14601512 | Dep ANZCIA 012-012 492072325 21813233 | 4,539.08 | | 0.00 |
| 20/02/2023 | 21841011 | Sold 1000 CDA @ 5.7300 AUD | | 5,720.10 | 5,720.10Cr |
| 20/02/2023 | 21841270 | Sold 10000 RIC @ 2.3406 AUD | | 23,388.68 | 29,108.78Cr |
| 20/02/2023 | 21841366 | Sold 1000 GNC @ 7.8100 AUD | | 7,800.10 | 36,908.88Cr |
| 20/02/2023 | 21842436 | Bght 3000 DOW @ 3.9300 AUD | 11,799.90 | | 25,108.98Cr |
| 20/02/2023 | 21842791 | Bght 1000 WDS @ 34.3196 AUD | 34,345.38 | | 9,236.40 |
| 20/02/2023 | 21842840 | Bght 2500 FBU @ 4.4200 AUD | 11,059.90 | | 20,296.30 |
| 21/02/2023 | 21848811 | Bght 3000 SGP @ 3.7300 AUD | 11,199.90 | | 31,496.20 |
| 21/02/2023 | 21852848 | Bght 1000 MND @ 13.3200 AUD | 13,329.99 | | 44,826.19 |
| 21/02/2023 | 21856575 | Bght 1000 MND @ 12.7700 AUD | 12,779.90 | | 57,606.09 |
| 22/02/2023 | 14616443 | Dep ANZCIA 012-012 492072325 21841011 | 5,720.10 | | 63,326.19 |
| 22/02/2023 | 14616444 | Dep ANZCIA 012-012 492072325 21841270 | 23,388.68 | | 86,714.87 |
| 22/02/2023 | 14616445 | Dep ANZCIA 012-012 492072325 21841366 | 7,800.10 | | 94,514.97 |
| 22/02/2023 | 19880117 | Wdl ANZCIA 012-012 492072325 21842840 | | 11,059.90 | 83,455.07 |
| 22/02/2023 | 19880118 | Wdl ANZCIA 012-012 492072325 21842436 | | 11,799.90 | 71,655.17 |
| 22/02/2023 | 19880119 | Wdl ANZCIA 012-012 492072325 21842791 | | 34,345.38 | 37,309.79 |
| 22/02/2023 | 21865560 | Bght 1000 MND @ 12.2200 AUD | 12,229.90 | | 49,539.69 |
| 23/02/2023 | 19892197 | Wdl ANZCIA 012-012 492072325 21848811 | | 11,199.90 | 38,339.79 |
| 23/02/2023 | 19892198 | Wdl ANZCIA 012-012 492072325 21856575 | | 12,779.90 | 25,559.89 |
| 23/02/2023 | 19892199 | Wdl ANZCIA 012-012 492072325 21852848 | | 13,329.99 | 12,229.90 |
| 24/02/2023 | 19904419 | Wdl ANZCIA 012-012 492072325 21865560 | | 12,229.90 | 0.00 |
| 24/02/2023 | 21889059 | Bght 5000 BIS @ 1.9500 AUD | 9,759.90 | | 9,759.90 |
| 24/02/2023 | 21890671 | Bght 5000 BIS @ 1.9300 AUD | 9,659.90 | | 19,419.80 |
| 27/02/2023 | 21905911 | Bght 5000 BIS @ 1.8900 AUD | 9,459.90 | | 28,879.70 |
| 27/02/2023 | 21906614 | Bght 4000 DOW @ 3.3800 AUD | 13,530.14 | | 42,409.84 |
| 27/02/2023 | 21910465 | Bght 2000 DOW @ 3.1600 AUD | 6,329.90 | | 48,739.74 |
| 27/02/2023 | 21914214 | Sold 2000 ORG @ 8.1500 AUD | | 16,287.78 | 32,451.96 |
| 27/02/2023 | 21914262 | Bght 5000 DOW @ 3.0272 AUD | 15,147.59 | | 47,599.55 |
| 28/02/2023 | 19928029 | Wdl ANZCIA 012-012 492072325 21890671 | | 9,659.90 | 37,939.65 |
| 28/02/2023 | 19928030 | Wdl ANZCIA 012-012 492072325 21889059 | | 9,759.90 | 28,179.75 |
| 28/02/2023 | 21923306 | Sold 1000 ELD @ 9.2400 AUD | | 9,230.10 | 18,949.65 |

While every effort has been made to provide you with an accurate transaction summary, we give no warranty of accuracy or reliability and take no responsibility for any errors or omissions including by negligence. You should confirm the information, holdings and valuations contained herein. All prices and values are denominated in AUD unless otherwise indicated. Stockbroking services are provided by CMC Markets Stockbroking Limited (ABN 69 081 002 851, AFSL No.246381), a Participant of the ASX Group (Australian Securities Exchange).



MR ROBERT JAMES KENRICK + MRS WAI NING KENRICK <KENRICK FAM
SUPER FUND A/C>

5 GOLDSACK STREET
GLEN OSMOND SA 5064

Trading Account Statement

Period: 01/07/2022 - 30/06/2023

AUSTRALIA

Trading Account Number: 1137996

| Date | Reference | Description | Debit | Credit | Balance |
|------------|-----------|---------------------------------------|-----------|-----------|-------------|
| 01/03/2023 | 19939748 | Wdl ANZCIA 012-012 492072325 21914262 | | 15,147.59 | 3,802.06 |
| 01/03/2023 | 19939749 | Wdl ANZCIA 012-012 492072325 21910465 | | 6,329.90 | 2,527.84Cr |
| 01/03/2023 | 19939750 | Wdl ANZCIA 012-012 492072325 21905911 | | 9,459.90 | 11,987.74Cr |
| 01/03/2023 | 19939751 | Wdl ANZCIA 012-012 492072325 21906614 | | 13,530.14 | 25,517.88Cr |
| 01/03/2023 | 14653041 | Dep ANZCIA 012-012 492072325 21914214 | 16,287.78 | | 9,230.10Cr |
| 01/03/2023 | 21933625 | Sold 250 WDS @ 36.1200 AUD | | 9,020.10 | 18,250.20Cr |
| 02/03/2023 | 14666671 | Dep ANZCIA 012-012 492072325 21923306 | 9,230.10 | | 9,020.10Cr |
| 02/03/2023 | 21946510 | Sold 250 WDS @ 37.7500 AUD | | 9,427.60 | 18,447.70Cr |
| 03/03/2023 | 14675238 | Dep ANZCIA 012-012 492072325 21933625 | 9,020.10 | | 9,427.60Cr |
| 03/03/2023 | 21966230 | Sold 250 WDS @ 37.8000 AUD | | 9,440.10 | 18,867.70Cr |
| 06/03/2023 | 14682346 | Dep ANZCIA 012-012 492072325 21946510 | 9,427.60 | | 9,440.10Cr |
| 06/03/2023 | 21980825 | Sold 500 ORI @ 16.3210 AUD | | 8,150.59 | 17,590.69Cr |
| 07/03/2023 | 14689368 | Dep ANZCIA 012-012 492072325 21966230 | 9,440.10 | | 8,150.59Cr |
| 08/03/2023 | 14697934 | Dep ANZCIA 012-012 492072325 21980825 | 8,150.59 | | 0.00 |
| 08/03/2023 | 22007456 | Bght 1500 ELD @ 8.9789 AUD | 13,478.42 | | 13,478.42 |
| 08/03/2023 | 22007770 | Bght 500 WDS @ 34.8800 AUD | 17,453.08 | | 30,931.50 |
| 10/03/2023 | 20022253 | Wdl ANZCIA 012-012 492072325 22007456 | | 13,478.42 | 17,453.08 |
| 10/03/2023 | 20022254 | Wdl ANZCIA 012-012 492072325 22007770 | | 17,453.08 | 0.00 |
| 13/03/2023 | 22051114 | Bght 2000 CDA @ 5.1400 AUD | 10,289.90 | | 10,289.90 |
| 15/03/2023 | 20059921 | Wdl ANZCIA 012-012 492072325 22051114 | | 10,289.90 | 0.00 |
| 16/03/2023 | 22093220 | Bght 5000 RFF @ 2.0962 AUD | 10,490.65 | | 10,490.65 |
| 16/03/2023 | 22093423 | Bght 500 WDS @ 31.7600 AUD | 15,891.91 | | 26,382.56 |
| 16/03/2023 | 22101105 | Bght 1500 ELD @ 8.6500 AUD | 12,984.90 | | 39,367.46 |
| 17/03/2023 | 22109429 | Bght 5000 RFF @ 2.0597 AUD | 10,308.49 | | 49,675.95 |
| 20/03/2023 | 20103626 | Wdl ANZCIA 012-012 492072325 22093220 | | 10,490.65 | 39,185.30 |
| 20/03/2023 | 20103627 | Wdl ANZCIA 012-012 492072325 22101105 | | 12,984.90 | 26,200.40 |
| 20/03/2023 | 20103628 | Wdl ANZCIA 012-012 492072325 22093423 | | 15,891.91 | 10,308.49 |
| 20/03/2023 | 22124204 | Bght 1500 GNC @ 6.9100 AUD | 10,374.90 | | 20,683.39 |
| 21/03/2023 | 20118247 | Wdl ANZCIA 012-012 492072325 22109429 | | 10,308.49 | 10,374.90 |
| 22/03/2023 | 20130405 | Wdl ANZCIA 012-012 492072325 22124204 | | 10,374.90 | 0.00 |
| 22/03/2023 | 22150991 | Bght 5000 RFF @ 2.0300 AUD | 10,159.90 | | 10,159.90 |
| 24/03/2023 | 20152403 | Wdl ANZCIA 012-012 492072325 22150991 | | 10,159.90 | 0.00 |
| 28/03/2023 | 22201405 | Sold 4000 UMG @ 4.5200 AUD | | 18,066.44 | 18,066.44Cr |
| 28/03/2023 | 22202556 | Sold 5000 UMG @ 4.5300 AUD | | 22,633.02 | 40,699.46Cr |
| 28/03/2023 | 22203762 | Sold 5000 UMG @ 4.5300 AUD | | 22,633.02 | 63,332.48Cr |
| 29/03/2023 | 22210342 | Sold 3000 UMG @ 4.5500 AUD | | 13,639.76 | 76,972.24Cr |
| 29/03/2023 | 22214960 | Bght 100 MIN @ 81.7700 AUD | 8,186.90 | | 68,785.34Cr |
| 29/03/2023 | 22215055 | Sold 2000 UMG @ 4.6104 AUD | | 9,210.89 | 77,996.23Cr |
| 29/03/2023 | 22215193 | Bght 5000 RFF @ 2.0150 AUD | 10,084.90 | | 67,911.33Cr |
| 29/03/2023 | 22215196 | Bght 100 MIN @ 81.7100 AUD | 8,180.90 | | 59,730.43Cr |
| 29/03/2023 | 22217866 | Bght 100 MIN @ 80.6600 AUD | 8,075.90 | | 51,654.53Cr |
| 30/03/2023 | 14817669 | Dep ANZCIA 012-012 492072325 22201405 | 18,066.44 | | 33,588.09Cr |

While every effort has been made to provide you with an accurate transaction summary, we give no warranty of accuracy or reliability and take no responsibility for any errors or omissions including by negligence. You should confirm the information, holdings and valuations contained herein. All prices and values are denominated in AUD unless otherwise indicated. Stockbroking services are provided by CMC Markets Stockbroking Limited (ABN 69 081 002 851, AFSL No.246381), a Participant of the ASX Group (Australian Securities Exchange).



MR ROBERT JAMES KENRICK + MRS WAI NING KENRICK <KENRICK FAM
SUPER FUND A/C>

5 GOLDSACK STREET
GLEN OSMOND SA 5064

Trading Account Statement

Period: 01/07/2022 - 30/06/2023

AUSTRALIA

Trading Account Number: 1137996

| Date | Reference | Description | Debit | Credit | Balance |
|------------|-----------|---------------------------------------|-----------|-----------|-------------|
| 30/03/2023 | 14817670 | Dep ANZCIA 012-012 492072325 22202556 | 22,633.02 | | 10,955.07Cr |
| 30/03/2023 | 14817671 | Dep ANZCIA 012-012 492072325 22203762 | 22,633.02 | | 11,677.95 |
| 30/03/2023 | 22227857 | Bght 5000 RFF @ 2.0195 AUD | 10,107.53 | | 21,785.48 |
| 30/03/2023 | 22230497 | Bght 150 MIN @ 79.7600 AUD | 11,973.90 | | 33,759.38 |
| 30/03/2023 | 22230777 | Sold 2000 UMG @ 4.6400 AUD | | 9,270.10 | 24,489.28 |
| 31/03/2023 | 14827711 | Dep ANZCIA 012-012 492072325 22210342 | 13,639.76 | | 38,129.04 |
| 31/03/2023 | 14827712 | Dep ANZCIA 012-012 492072325 22215055 | 9,210.89 | | 47,339.93 |
| 31/03/2023 | 20204919 | Wdl ANZCIA 012-012 492072325 22217866 | | 8,075.90 | 39,264.03 |
| 31/03/2023 | 20204920 | Wdl ANZCIA 012-012 492072325 22215196 | | 8,180.90 | 31,083.13 |
| 31/03/2023 | 20204921 | Wdl ANZCIA 012-012 492072325 22214960 | | 8,186.90 | 22,896.23 |
| 31/03/2023 | 20204922 | Wdl ANZCIA 012-012 492072325 22215193 | | 10,084.90 | 12,811.33 |
| 03/04/2023 | 14836257 | Dep ANZCIA 012-012 492072325 22230777 | 9,270.10 | | 22,081.43 |
| 03/04/2023 | 20216229 | Wdl ANZCIA 012-012 492072325 22227857 | | 10,107.53 | 11,973.90 |
| 03/04/2023 | 20216230 | Wdl ANZCIA 012-012 492072325 22230497 | | 11,973.90 | 0.00 |
| 03/04/2023 | 22250972 | Sold 2000 UMG @ 4.7902 AUD | | 9,570.52 | 9,570.52Cr |
| 03/04/2023 | 22258003 | Bght 5000 RFF @ 2.0200 AUD | 10,109.90 | | 539.38 |
| 04/04/2023 | 22265826 | Bght 150 MIN @ 80.0000 AUD | 12,009.90 | | 12,549.28 |
| 04/04/2023 | 22273280 | Sold 2000 SGP @ 4.1400 AUD | | 8,270.10 | 4,279.18 |
| 05/04/2023 | 14856453 | Dep ANZCIA 012-012 492072325 22250972 | 9,570.52 | | 13,849.70 |
| 05/04/2023 | 20242413 | Wdl ANZCIA 012-012 492072325 22258003 | | 10,109.90 | 3,739.80 |
| 06/04/2023 | 14864197 | Dep ANZCIA 012-012 492072325 22273280 | 8,270.10 | | 12,009.90 |
| 06/04/2023 | 20253131 | Wdl ANZCIA 012-012 492072325 22265826 | | 12,009.90 | 0.00 |
| 11/04/2023 | 22311111 | Sold 1500 SGP @ 4.1900 AUD | | 6,275.10 | 6,275.10Cr |
| 11/04/2023 | 22311043 | Sold 1000 CDA @ 5.8600 AUD | | 5,850.10 | 12,125.20Cr |
| 11/04/2023 | 22313741 | Bght 150 MIN @ 78.5000 AUD | 11,784.90 | | 340.30Cr |
| 13/04/2023 | 14896679 | Dep ANZCIA 012-012 492072325 22311111 | 6,275.10 | | 5,934.80 |
| 13/04/2023 | 14896680 | Dep ANZCIA 012-012 492072325 22311043 | 5,850.10 | | 11,784.90 |
| 13/04/2023 | 20288831 | Wdl ANZCIA 012-012 492072325 22313741 | | 11,784.90 | 0.00 |
| 13/04/2023 | 22340586 | Sold 2000 CDA @ 6.0812 AUD | | 12,152.40 | 12,152.40Cr |
| 14/04/2023 | 22352052 | Sold 2000 CDA @ 6.4112 AUD | | 12,812.51 | 24,964.91Cr |
| 17/04/2023 | 14918320 | Dep ANZCIA 012-012 492072325 22340586 | 12,152.40 | | 12,812.51Cr |
| 17/04/2023 | 22366249 | Sold 2000 CDA @ 6.3005 AUD | | 12,591.00 | 25,403.51Cr |
| 17/04/2023 | 22367686 | Sold 2000 SGP @ 4.2500 AUD | | 8,490.10 | 33,893.61Cr |
| 17/04/2023 | 22368050 | Sold 2000 CDA @ 6.3500 AUD | | 12,690.10 | 46,583.71Cr |
| 18/04/2023 | 14927272 | Dep ANZCIA 012-012 492072325 22352052 | 12,812.51 | | 33,771.20Cr |
| 19/04/2023 | 14935576 | Dep ANZCIA 012-012 492072325 22368050 | 12,690.10 | | 21,081.10Cr |
| 19/04/2023 | 14935577 | Dep ANZCIA 012-012 492072325 22366249 | 12,591.00 | | 8,490.10Cr |
| 19/04/2023 | 14935578 | Dep ANZCIA 012-012 492072325 22367686 | 8,490.10 | | 0.00 |
| 19/04/2023 | 22394631 | Sold 1000 CDA @ 6.5300 AUD | | 6,520.10 | 6,520.10Cr |
| 19/04/2023 | 22394786 | Sold 2000 CWP @ 4.8500 AUD | | 9,690.10 | 16,210.20Cr |
| 20/04/2023 | 22407183 | Sold 2000 CDA @ 6.7700 AUD | | 13,529.85 | 29,740.05Cr |
| 20/04/2023 | 22407253 | Bght 1000 CDA @ 6.7750 AUD | 6,784.90 | | 22,955.15Cr |
| 20/04/2023 | 22407638 | Sold 2000 CDA @ 6.7800 AUD | | 13,549.82 | 36,504.97Cr |

While every effort has been made to provide you with an accurate transaction summary, we give no warranty of accuracy or reliability and take no responsibility for any errors or omissions including by negligence. You should confirm the information, holdings and valuations contained herein. All prices and values are denominated in AUD unless otherwise indicated. Stockbroking services are provided by CMC Markets Stockbroking Limited (ABN 69 081 002 851, AFSL No.246381), a Participant of the ASX Group (Australian Securities Exchange).



MR ROBERT JAMES KENRICK + MRS WAI NING KENRICK <KENRICK FAM
SUPER FUND A/C>

5 GOLDSACK STREET
GLEN OSMOND SA 5064

Trading Account Statement

Period: 01/07/2022 - 30/06/2023

AUSTRALIA

Trading Account Number: 1137996

| Date | Reference | Description | Debit | Credit | Balance |
|------------|-----------|---|------------|------------|-------------|
| 21/04/2023 | 14949936 | Dep ANZCIA 012-012 492072325 22394786 | 9,690.10 | | 26,814.87Cr |
| 21/04/2023 | 14949937 | Dep ANZCIA 012-012 492072325 22394631 | 6,520.10 | | 20,294.77Cr |
| 24/04/2023 | 14960010 | Dep ANZCIA 012-012 492072325 22407638 | 13,549.82 | | 6,744.95Cr |
| 24/04/2023 | 14960011 | Dep ANZCIA 012-012 492072325 22407183 | 13,529.85 | | 6,784.90 |
| 24/04/2023 | 20368453 | Wdl ANZCIA 012-012 492072325 22407253 | | 6,784.90 | 0.00 |
| 24/04/2023 | 22435027 | Bght 5000 RFF @ 1.9550 AUD | 9,784.90 | | 9,784.90 |
| 24/04/2023 | 22435080 | Bght 2000 GNC @ 6.8600 AUD | 13,730.29 | | 23,515.19 |
| 24/04/2023 | 20376068 | Wdl ANZCIA 012-012 492072325 TRANSFER TO NOM AC | | 100,000.00 | 76,484.81Cr |
| 24/04/2023 | 14966427 | DE: 015-257 480216125 | 100,000.00 | | 23,515.19 |
| 24/04/2023 | 22434829 | Sold 1000 CDA @ 6.9000 AUD | | 6,890.10 | 16,625.09 |
| 24/04/2023 | 22437845 | Sold 1000 CDA @ 6.9600 AUD | | 6,950.10 | 9,674.99 |
| 26/04/2023 | 22452247 | Sold 2000 SGP @ 4.3500 AUD | | 8,690.10 | 984.89 |
| 27/04/2023 | 14976276 | Dep ANZCIA 012-012 492072325 22437845 | 6,950.10 | | 7,934.99 |
| 27/04/2023 | 14976277 | Dep ANZCIA 012-012 492072325 22434829 | 6,890.10 | | 14,825.09 |
| 27/04/2023 | 20393377 | Wdl ANZCIA 012-012 492072325 22435027 | | 9,784.90 | 5,040.19 |
| 27/04/2023 | 20393378 | Wdl ANZCIA 012-012 492072325 22435080 | | 13,730.29 | 8,690.10Cr |
| 28/04/2023 | 14983420 | Dep ANZCIA 012-012 492072325 22452247 | 8,690.10 | | 0.00 |
| 28/04/2023 | 22476859 | Sold 2000 SGP @ 4.4050 AUD | | 8,800.10 | 8,800.10Cr |
| 28/04/2023 | 22476815 | Sold 2000 CDA @ 7.1803 AUD | | 14,349.85 | 23,149.95Cr |
| 01/05/2023 | 22492526 | Sold 2000 SGP @ 4.5200 AUD | | 9,030.10 | 32,180.05Cr |
| 02/05/2023 | 14997615 | Dep ANZCIA 012-012 492072325 22476815 | 14,349.85 | | 17,830.20Cr |
| 02/05/2023 | 14997616 | Dep ANZCIA 012-012 492072325 22476859 | 8,800.10 | | 9,030.10Cr |
| 02/05/2023 | 22505336 | Sold 1000 CDA @ 7.3200 AUD | | 7,310.10 | 16,340.20Cr |
| 02/05/2023 | 22505305 | Sold 520 CWP @ 4.9500 AUD | | 2,564.10 | 18,904.30Cr |
| 03/05/2023 | 15006379 | Dep ANZCIA 012-012 492072325 22492526 | 9,030.10 | | 9,874.20Cr |
| 04/05/2023 | 15013738 | Dep ANZCIA 012-012 492072325 22505336 | 7,310.10 | | 2,564.10Cr |
| 04/05/2023 | 15013739 | Dep ANZCIA 012-012 492072325 22505305 | 2,564.10 | | 0.00 |
| 04/05/2023 | 22533711 | Sold 1480 CWP @ 4.9500 AUD | | 7,326.00 | 7,326.00Cr |
| 08/05/2023 | 15027391 | Dep ANZCIA 012-012 492072325 22533711 | 7,326.00 | | 0.00 |
| 08/05/2023 | 20486357 | Wdl ANZCIA 012-012 492072325 TRANSFER TO NOM AC | | 50,000.00 | 50,000.00Cr |
| 08/05/2023 | 15032511 | DE: 015-257 480216125 | 50,000.00 | | 0.00 |
| 08/05/2023 | 22569397 | Sold 1500 SGP @ 4.5800 AUD | | 6,860.10 | 6,860.10Cr |
| 10/05/2023 | 15044039 | Dep ANZCIA 012-012 492072325 22569397 | 6,860.10 | | 0.00 |
| 10/05/2023 | 22589623 | Sold 500 MND @ 13.1000 AUD | | 6,540.10 | 6,540.10Cr |
| 10/05/2023 | 22594074 | Sold 500 MND @ 13.3100 AUD | | 6,645.10 | 13,185.20Cr |
| 10/05/2023 | 22594638 | Sold 1000 CDA @ 7.3800 AUD | | 7,370.10 | 20,555.30Cr |
| 11/05/2023 | 22607463 | Bght 7500 RFF @ 1.9300 AUD | 14,485.86 | | 6,069.44Cr |
| 12/05/2023 | 15058483 | Dep ANZCIA 012-012 492072325 22594638 | 7,370.10 | | 1,300.66 |
| 12/05/2023 | 15058484 | Dep ANZCIA 012-012 492072325 22594074 | 6,645.10 | | 7,945.76 |
| 12/05/2023 | 15058485 | Dep ANZCIA 012-012 492072325 22589623 | 6,540.10 | | 14,485.86 |
| 12/05/2023 | 22620482 | Sold 2500 GNC @ 8.2621 AUD | | 20,639.74 | 6,153.88Cr |
| 12/05/2023 | 22620593 | Sold 500 ORI @ 16.6766 AUD | | 8,328.38 | 14,482.26Cr |
| 12/05/2023 | 22621056 | Bght 5000 RFF @ 1.9200 AUD | 9,609.90 | | 4,872.36Cr |

While every effort has been made to provide you with an accurate transaction summary, we give no warranty of accuracy or reliability and take no responsibility for any errors or omissions including by negligence. You should confirm the information, holdings and valuations contained herein. All prices and values are denominated in AUD unless otherwise indicated. Stockbroking services are provided by CMC Markets Stockbroking Limited (ABN 69 081 002 851, AFSL No.246381), a Participant of the ASX Group (Australian Securities Exchange).



MR ROBERT JAMES KENRICK + MRS WAI NING KENRICK <KENRICK FAM
SUPER FUND A/C>

5 GOLDSACK STREET
GLEN OSMOND SA 5064

Trading Account Statement

Period: 01/07/2022 - 30/06/2023

AUSTRALIA

Trading Account Number: 1137996

| Date | Reference | Description | Debit | Credit | Balance |
|--------------|-----------|---------------------------------------|----------------------|----------------------|-------------|
| 12/05/2023 | 22621308 | Sold 1000 CWP @ 5.0500 AUD | | 5,040.10 | 9,912.46Cr |
| 15/05/2023 | 20536216 | Wdl ANZCIA 012-012 492072325 22607463 | | 14,485.86 | 24,398.32Cr |
| 15/05/2023 | 22634650 | Sold 1000 CDA @ 7.5200 AUD | | 7,510.10 | 31,908.42Cr |
| 16/05/2023 | 15072913 | Dep ANZCIA 012-012 492072325 22620482 | 20,639.74 | | 11,268.68Cr |
| 16/05/2023 | 15072914 | Dep ANZCIA 012-012 492072325 22620593 | 8,328.38 | | 2,940.30Cr |
| 16/05/2023 | 15072915 | Dep ANZCIA 012-012 492072325 22621308 | 5,040.10 | | 2,099.80 |
| 16/05/2023 | 20548212 | Wdl ANZCIA 012-012 492072325 22621056 | | 9,609.90 | 7,510.10Cr |
| 16/05/2023 | 22647076 | Sold 1000 CDA @ 7.5900 AUD | | 7,580.10 | 15,090.20Cr |
| 17/05/2023 | 15080197 | Dep ANZCIA 012-012 492072325 22634650 | 7,510.10 | | 7,580.10Cr |
| 17/05/2023 | 22660173 | Bght 1500 ELD @ 6.6450 AUD | 9,977.40 | | 2,397.30 |
| 18/05/2023 | 15087922 | Dep ANZCIA 012-012 492072325 22647076 | 7,580.10 | | 9,977.40 |
| 19/05/2023 | 20581131 | Wdl ANZCIA 012-012 492072325 22660173 | | 9,977.40 | 0.00 |
| 23/05/2023 | 22709531 | Bght 1500 ELD @ 6.5900 AUD | 9,894.90 | | 9,894.90 |
| 25/05/2023 | 20623195 | Wdl ANZCIA 012-012 492072325 22709531 | | 9,894.90 | 0.00 |
| 25/05/2023 | 22737678 | Bght 2000 ELD @ 6.4800 AUD | 12,969.90 | | 12,969.90 |
| 25/05/2023 | 22738069 | Bght 7500 RFF @ 1.8100 AUD | 13,585.19 | | 26,555.09 |
| 29/05/2023 | 20646303 | Wdl ANZCIA 012-012 492072325 22737678 | | 12,969.90 | 13,585.19 |
| 29/05/2023 | 20646304 | Wdl ANZCIA 012-012 492072325 22738069 | | 13,585.19 | 0.00 |
| 29/05/2023 | 22767606 | Bght 150 MIN @ 71.1900 AUD | 10,688.40 | | 10,688.40 |
| 30/05/2023 | 22783511 | Bght 7500 RFF @ 1.8100 AUD | 13,585.19 | | 24,273.59 |
| 31/05/2023 | 20668776 | Wdl ANZCIA 012-012 492072325 22767606 | | 10,688.40 | 13,585.19 |
| 01/06/2023 | 20679087 | Wdl ANZCIA 012-012 492072325 22783511 | | 13,585.19 | 0.00 |
| 01/06/2023 | 22806851 | Bght 1500 ELD @ 6.3600 AUD | 9,549.90 | | 9,549.90 |
| 05/06/2023 | 20704450 | Wdl ANZCIA 012-012 492072325 22806851 | | 9,549.90 | 0.00 |
| 16/06/2023 | 22959360 | Bght 1000 ELD @ 6.0700 AUD | 6,079.90 | | 6,079.90 |
| 16/06/2023 | 22960094 | Sold 1000 CDA @ 7.8800 AUD | | 7,870.10 | 1,790.20Cr |
| 19/06/2023 | 22972825 | Sold 1000 ORG @ 8.4900 AUD | | 8,480.10 | 10,270.30Cr |
| 19/06/2023 | 22974648 | Bght 1000 ELD @ 6.0600 AUD | 6,069.90 | | 4,200.40Cr |
| 20/06/2023 | 15280326 | Dep ANZCIA 012-012 492072325 22960094 | 7,870.10 | | 3,669.70 |
| 20/06/2023 | 20826715 | Wdl ANZCIA 012-012 492072325 22959360 | | 6,079.90 | 2,410.20Cr |
| 21/06/2023 | 15292438 | Dep ANZCIA 012-012 492072325 22972825 | 8,480.10 | | 6,069.90 |
| 21/06/2023 | 20838343 | Wdl ANZCIA 012-012 492072325 22974648 | | 6,069.90 | 0.00 |
| 23/06/2023 | 23034613 | Bght 6000 RFF @ 1.6950 AUD | 10,179.90 | | 10,179.90 |
| 27/06/2023 | 20886873 | Wdl ANZCIA 012-012 492072325 23034613 | | 10,179.90 | 0.00 |
| 27/06/2023 | 23060965 | Bght 150 MIN @ 70.1800 AUD | 10,536.90 | | 10,536.90 |
| 28/06/2023 | 23078703 | Sold 1000 GNC @ 7.7200 AUD | | 7,710.10 | 2,826.80 |
| 29/06/2023 | 20913179 | Wdl ANZCIA 012-012 492072325 23060965 | | 10,536.90 | 7,710.10Cr |
| 29/06/2023 | 23094476 | Bght 3000 SGP @ 4.0200 AUD | 12,069.90 | | 4,359.80 |
| 30/06/2023 | 15361326 | Dep ANZCIA 012-012 492072325 23078703 | 7,710.10 | | 12,069.90 |
| 30/06/2023 | 23108658 | Sold 1000 CDA @ 8.0200 AUD | | 8,010.10 | 4,059.80 |
| 30/06/2023 | 23108755 | Sold 1000 CWP @ 5.0200 AUD | | 5,010.10 | 950.30Cr |
| Total | | | 2,976,370.960 | 2,977,321.260 | |

While every effort has been made to provide you with an accurate transaction summary, we give no warranty of accuracy or reliability and take no responsibility for any errors or omissions including by negligence. You should confirm the information, holdings and valuations contained herein. All prices and values are denominated in AUD unless otherwise indicated. Stockbroking services are provided by CMC Markets Stockbroking Limited (ABN 69 081 002 851, AFSL No.246381), a Participant of the ASX Group (Australian Securities Exchange).



MR ROBERT JAMES KENRICK + MRS WAI NING KENRICK <KENRICK FAM
SUPER FUND A/C>

5 GOLDSACK STREET
GLEN OSMOND SA 5064

Confirmations

Period: 01/07/2022 - 30/06/2023

AUSTRALIA

Trading Account Number: 1137996

| Code | Confirmation No. | Type | Trade Date | Settlement Date | Price | Quantity | Brokerage | GST | Other fees | Consideration |
|------|------------------|------|------------|-----------------|--------|----------|-----------|------|------------|---------------|
| ELD | 19669447 | Buy | 07/07/2022 | 11/07/2022 | 12.470 | 1000 | 27.23 | 2.72 | 0.00 | 12,499.95 |
| RFF | 19669873 | Buy | 07/07/2022 | 11/07/2022 | 2.540 | 4000 | 18.14 | 1.81 | 0.00 | 10,179.95 |
| ORG | 19713445 | Buy | 13/07/2022 | 15/07/2022 | 5.500 | 2000 | 18.14 | 1.81 | 0.00 | 11,019.95 |
| RFF | 19713611 | Buy | 13/07/2022 | 15/07/2022 | 2.550 | 4000 | 18.14 | 1.81 | 0.00 | 10,219.95 |
| ELD | 19777479 | Buy | 21/07/2022 | 25/07/2022 | 11.789 | 2000 | 23.58 | 2.36 | 0.00 | 23,603.92 |
| CDA | 19777323 | Sell | 21/07/2022 | 25/07/2022 | 8.260 | 2500 | 20.65 | 2.07 | 0.00 | 20,627.28 |
| CDA | 19790678 | Sell | 22/07/2022 | 26/07/2022 | 8.470 | 2000 | 18.14 | 1.81 | 0.00 | 16,920.05 |
| ELD | 19792715 | Buy | 22/07/2022 | 26/07/2022 | 11.420 | 2000 | 22.84 | 2.28 | 0.00 | 22,865.12 |
| GNC | 19834009 | Buy | 28/07/2022 | 01/08/2022 | 8.440 | 2000 | 18.14 | 1.81 | 0.00 | 16,899.95 |
| UMG | 19874888 | Buy | 01/08/2022 | 03/08/2022 | 3.090 | 4000 | 27.23 | 2.72 | 0.00 | 12,389.95 |
| GNC | 19882401 | Buy | 02/08/2022 | 04/08/2022 | 8.040 | 2000 | 18.14 | 1.81 | 0.00 | 16,099.95 |
| ORI | 19913295 | Buy | 04/08/2022 | 08/08/2022 | 15.640 | 1000 | 18.14 | 1.81 | 0.00 | 15,659.95 |
| RIC | 20176841 | Sell | 30/08/2022 | 01/09/2022 | 1.920 | 5000 | 18.14 | 1.81 | 0.00 | 9,580.05 |
| MND | 20180247 | Sell | 30/08/2022 | 01/09/2022 | 12.910 | 1000 | 18.14 | 1.81 | 0.00 | 12,890.05 |
| MND | 20180576 | Sell | 30/08/2022 | 01/09/2022 | 12.970 | 1000 | 18.14 | 1.81 | 0.00 | 12,950.05 |
| MND | 20182736 | Sell | 30/08/2022 | 01/09/2022 | 13.003 | 1000 | 18.14 | 1.81 | 0.00 | 12,983.09 |
| RIC | 20299849 | Sell | 12/09/2022 | 14/09/2022 | 2.210 | 5000 | 18.14 | 1.81 | 0.00 | 11,030.05 |
| MND | 20303736 | Sell | 12/09/2022 | 14/09/2022 | 13.900 | 1000 | 18.14 | 1.81 | 0.00 | 13,880.05 |
| BIS | 20303926 | Sell | 12/09/2022 | 14/09/2022 | 2.030 | 4238 | 22.68 | 2.27 | 0.00 | 8,578.19 |
| BIS | 20311152 | Sell | 13/09/2022 | 15/09/2022 | 2.030 | 762 | 4.55 | 0.46 | 0.00 | 1,541.85 |
| ELD | 20329750 | Sell | 14/09/2022 | 16/09/2022 | 12.805 | 2000 | 25.61 | 2.56 | 0.00 | 25,581.83 |
| ELD | 20329884 | Sell | 14/09/2022 | 16/09/2022 | 12.805 | 2000 | 25.61 | 2.56 | 0.00 | 25,581.83 |
| CDA | 20335939 | Buy | 14/09/2022 | 16/09/2022 | 6.240 | 2000 | 18.14 | 1.81 | 0.00 | 12,499.95 |
| BIS | 20346822 | Sell | 15/09/2022 | 19/09/2022 | 2.060 | 5000 | 18.14 | 1.81 | 0.00 | 10,280.05 |
| BIS | 20351639 | Sell | 15/09/2022 | 19/09/2022 | 2.200 | 5000 | 18.14 | 1.81 | 0.00 | 10,980.05 |
| BIS | 20352533 | Sell | 15/09/2022 | 19/09/2022 | 2.250 | 5000 | 18.14 | 1.81 | 0.00 | 11,230.05 |
| BIS | 20363832 | Sell | 16/09/2022 | 20/09/2022 | 2.260 | 5000 | 18.14 | 1.81 | 0.00 | 11,280.05 |
| BIS | 20375127 | Sell | 19/09/2022 | 21/09/2022 | 2.270 | 5000 | 18.14 | 1.81 | 0.00 | 11,330.05 |
| BIS | 20376164 | Sell | 19/09/2022 | 21/09/2022 | 2.300 | 5000 | 18.14 | 1.81 | 0.00 | 11,480.05 |
| ORI | 20377293 | Buy | 19/09/2022 | 21/09/2022 | 14.240 | 2000 | 28.48 | 2.85 | 0.00 | 28,511.33 |
| RFF | 20421777 | Buy | 23/09/2022 | 27/09/2022 | 2.398 | 5000 | 18.14 | 1.81 | 0.00 | 12,009.24 |
| SGP | 20422913 | Buy | 23/09/2022 | 27/09/2022 | 3.280 | 5000 | 18.14 | 1.81 | 0.00 | 16,419.95 |
| CDA | 20437097 | Buy | 26/09/2022 | 28/09/2022 | 5.530 | 2000 | 18.14 | 1.81 | 0.00 | 11,079.95 |
| ORI | 20439267 | Buy | 26/09/2022 | 28/09/2022 | 13.460 | 1000 | 18.14 | 1.81 | 0.00 | 13,479.95 |
| ORI | 20465762 | Buy | 28/09/2022 | 30/09/2022 | 13.240 | 2000 | 26.48 | 2.65 | 0.00 | 26,508.78 |
| SGP | 20469633 | Buy | 28/09/2022 | 30/09/2022 | 3.160 | 5000 | 18.14 | 1.81 | 0.00 | 15,819.95 |
| CDA | 20469733 | Buy | 28/09/2022 | 30/09/2022 | 5.435 | 2000 | 18.14 | 1.81 | 0.00 | 10,889.95 |
| ELD | 20488125 | Buy | 30/09/2022 | 04/10/2022 | 11.820 | 2000 | 23.64 | 2.36 | 0.00 | 23,666.00 |
| BLD | 20488360 | Buy | 30/09/2022 | 04/10/2022 | 2.618 | 5000 | 18.14 | 1.81 | 0.00 | 13,110.84 |
| RFF | 20493798 | Buy | 30/09/2022 | 04/10/2022 | 2.280 | 5000 | 18.14 | 1.81 | 0.00 | 11,419.95 |
| CSR | 20502453 | Buy | 03/10/2022 | 05/10/2022 | 4.390 | 3000 | 27.23 | 2.72 | 0.00 | 13,199.95 |
| BIS | 20528063 | Sell | 05/10/2022 | 07/10/2022 | 2.350 | 4000 | 18.14 | 1.81 | 0.00 | 9,380.05 |
| MND | 20536915 | Sell | 05/10/2022 | 07/10/2022 | 13.780 | 500 | 18.14 | 1.81 | 0.00 | 6,870.05 |

While every effort has been made to provide you with an accurate transaction summary, we give no warranty of accuracy or reliability and take no responsibility for any errors or omissions including by negligence. You should confirm the information, holdings and valuations contained herein. All prices and values are denominated in AUD unless otherwise indicated. Stockbroking services are provided by CMC Markets Stockbroking Limited (ABN 69 081 002 851, AFSL No.246381), a Participant of the ASX Group (Australian Securities Exchange).



MR ROBERT JAMES KENRICK + MRS WAI NING KENRICK <KENRICK FAM
SUPER FUND A/C>

5 GOLDSACK STREET
GLEN OSMOND SA 5064

Confirmations

Period: 01/07/2022 - 30/06/2023

AUSTRALIA

Trading Account Number: 1137996

| Code | Confirmation No. | Type | Trade Date | Settlement Date | Price | Quantity | Brokerage | GST | Other fees | Consideration |
|------|------------------|------|------------|-----------------|--------|----------|-----------|------|------------|---------------|
| ORI | 20553134 | Buy | 07/10/2022 | 11/10/2022 | 13.160 | 2000 | 26.32 | 2.63 | 0.00 | 26,348.95 |
| DOW | 20566542 | Buy | 10/10/2022 | 12/10/2022 | 4.510 | 2000 | 10.00 | 1.00 | 0.00 | 9,031.00 |
| ORI | 20566657 | Buy | 10/10/2022 | 12/10/2022 | 12.780 | 2000 | 23.24 | 2.32 | 0.00 | 25,585.56 |
| CDA | 20582842 | Buy | 11/10/2022 | 13/10/2022 | 5.359 | 2000 | 10.00 | 1.00 | 0.00 | 10,729.69 |
| SGP | 20582893 | Buy | 11/10/2022 | 13/10/2022 | 3.250 | 5000 | 14.77 | 1.48 | 0.00 | 16,266.25 |
| ORI | 20583699 | Sell | 11/10/2022 | 13/10/2022 | 13.410 | 2000 | 24.38 | 2.44 | 0.00 | 26,793.18 |
| ELD | 20588159 | Sell | 12/10/2022 | 14/10/2022 | 12.490 | 1000 | 9.00 | 0.90 | 0.00 | 12,480.10 |
| ORI | 20591091 | Sell | 12/10/2022 | 14/10/2022 | 13.750 | 500 | 9.00 | 0.90 | 0.00 | 6,865.10 |
| CDA | 20596238 | Buy | 12/10/2022 | 14/10/2022 | 5.160 | 2000 | 9.00 | 0.90 | 0.00 | 10,329.90 |
| CWP | 20596852 | Buy | 12/10/2022 | 14/10/2022 | 3.580 | 2000 | 9.00 | 0.90 | 0.00 | 7,169.90 |
| BIS | 20597436 | Buy | 12/10/2022 | 14/10/2022 | 2.030 | 4000 | 9.00 | 0.90 | 0.00 | 8,129.90 |
| CDA | 20601542 | Buy | 13/10/2022 | 17/10/2022 | 5.050 | 2000 | 9.00 | 0.90 | 0.00 | 10,109.90 |
| CDA | 20680165 | Buy | 21/10/2022 | 25/10/2022 | 4.860 | 2000 | 9.00 | 0.90 | 0.00 | 9,729.90 |
| TGR | 20688642 | Sell | 24/10/2022 | 26/10/2022 | 5.190 | 5000 | 17.69 | 1.77 | 0.00 | 25,930.54 |
| CDA | 20720490 | Buy | 26/10/2022 | 28/10/2022 | 4.020 | 5000 | 13.70 | 1.37 | 0.00 | 20,115.07 |
| CDA | 20720793 | Buy | 26/10/2022 | 28/10/2022 | 3.970 | 5000 | 13.53 | 1.35 | 0.00 | 19,864.88 |
| CDA | 20883909 | Buy | 10/11/2022 | 14/11/2022 | 3.920 | 3000 | 9.00 | 0.90 | 0.00 | 11,768.62 |
| SGP | 20902840 | Sell | 11/11/2022 | 15/11/2022 | 3.720 | 3000 | 9.00 | 0.90 | 0.00 | 11,150.10 |
| ORI | 20911601 | Sell | 14/11/2022 | 16/11/2022 | 15.410 | 1000 | 10.51 | 1.05 | 0.00 | 15,398.44 |
| MND | 20912371 | Sell | 14/11/2022 | 16/11/2022 | 14.210 | 1000 | 9.69 | 0.97 | 0.00 | 14,199.34 |
| ELD | 20910328 | Buy | 14/11/2022 | 16/11/2022 | 11.330 | 2000 | 15.45 | 1.55 | 0.00 | 22,677.00 |
| ELD | 20910329 | Buy | 14/11/2022 | 16/11/2022 | 11.380 | 2000 | 15.52 | 1.55 | 0.00 | 22,777.07 |
| ELD | 20918601 | Buy | 14/11/2022 | 16/11/2022 | 10.880 | 2000 | 14.84 | 1.48 | 0.00 | 21,776.32 |
| CDA | 20927205 | Buy | 15/11/2022 | 17/11/2022 | 4.010 | 3000 | 9.00 | 0.90 | 0.00 | 12,039.90 |
| ELD | 20929388 | Buy | 15/11/2022 | 17/11/2022 | 10.460 | 1700 | 12.12 | 1.21 | 0.00 | 17,795.33 |
| ORI | 20929050 | Sell | 15/11/2022 | 17/11/2022 | 15.489 | 1000 | 10.56 | 1.06 | 0.00 | 15,477.14 |
| CDA | 20952961 | Buy | 16/11/2022 | 18/11/2022 | 4.120 | 5000 | 14.04 | 1.40 | 0.00 | 20,612.89 |
| CDA | 20953010 | Buy | 16/11/2022 | 18/11/2022 | 4.110 | 5000 | 14.01 | 1.40 | 0.00 | 20,564.14 |
| FBU | 20953167 | Buy | 16/11/2022 | 18/11/2022 | 4.720 | 4000 | 12.87 | 1.29 | 0.00 | 18,894.16 |
| CSR | 20953218 | Buy | 16/11/2022 | 18/11/2022 | 4.660 | 4000 | 12.71 | 1.27 | 0.00 | 18,653.98 |
| RIC | 20953752 | Buy | 16/11/2022 | 18/11/2022 | 1.920 | 5000 | 9.00 | 0.90 | 0.00 | 9,609.90 |
| GNC | 20962906 | Buy | 17/11/2022 | 21/11/2022 | 7.710 | 3000 | 15.77 | 1.58 | 0.00 | 23,146.39 |
| GNC | 20977704 | Buy | 18/11/2022 | 22/11/2022 | 8.020 | 2000 | 10.94 | 1.09 | 0.00 | 16,052.03 |
| CWP | 20980276 | Buy | 18/11/2022 | 22/11/2022 | 4.060 | 2000 | 9.00 | 0.90 | 0.00 | 8,129.90 |
| MND | 21013641 | Buy | 23/11/2022 | 25/11/2022 | 13.440 | 1000 | 9.16 | 0.92 | 0.00 | 13,450.08 |
| SGP | 21035555 | Sell | 24/11/2022 | 28/11/2022 | 3.770 | 3000 | 9.00 | 0.90 | 0.00 | 11,300.10 |
| SGP | 21099865 | Sell | 01/12/2022 | 05/12/2022 | 3.880 | 3000 | 9.00 | 0.90 | 0.00 | 11,630.10 |
| RIC | 21121162 | Buy | 05/12/2022 | 07/12/2022 | 1.870 | 5000 | 9.00 | 0.90 | 0.00 | 9,359.90 |
| ELD | 21125280 | Buy | 05/12/2022 | 07/12/2022 | 9.660 | 1000 | 9.00 | 0.90 | 0.00 | 9,669.90 |
| CDA | 21154471 | Buy | 07/12/2022 | 09/12/2022 | 3.830 | 5000 | 13.06 | 1.31 | 0.00 | 19,164.37 |
| RFF | 21154748 | Buy | 07/12/2022 | 09/12/2022 | 2.470 | 5000 | 9.00 | 0.90 | 0.00 | 12,359.90 |
| GNC | 21162399 | Buy | 08/12/2022 | 12/12/2022 | 7.830 | 2000 | 10.68 | 1.07 | 0.00 | 15,671.75 |

While every effort has been made to provide you with an accurate transaction summary, we give no warranty of accuracy or reliability and take no responsibility for any errors or omissions including by negligence. You should confirm the information, holdings and valuations contained herein. All prices and values are denominated in AUD unless otherwise indicated. Stockbroking services are provided by CMC Markets Stockbroking Limited (ABN 69 081 002 851, AFSL No.246381), a Participant of the ASX Group (Australian Securities Exchange).



MR ROBERT JAMES KENRICK + MRS WAI NING KENRICK <KENRICK FAM
SUPER FUND A/C>

5 GOLDSACK STREET
GLEN OSMOND SA 5064

Confirmations

Period: 01/07/2022 - 30/06/2023

AUSTRALIA

Trading Account Number: 1137996

| Code | Confirmation No. | Type | Trade Date | Settlement Date | Price | Quantity | Brokerage | GST | Other fees | Consideration |
|------|------------------|------|------------|-----------------|--------|----------|-----------|------|------------|---------------|
| FBU | 21169637 | Buy | 08/12/2022 | 12/12/2022 | 4.650 | 4000 | 12.68 | 1.27 | 0.00 | 18,613.95 |
| CDA | 21169746 | Buy | 08/12/2022 | 12/12/2022 | 3.710 | 3000 | 9.00 | 0.90 | 0.00 | 11,139.90 |
| DOW | 21172220 | Buy | 08/12/2022 | 12/12/2022 | 3.770 | 3000 | 9.00 | 0.90 | 0.00 | 11,319.90 |
| ORI | 21222725 | Sell | 14/12/2022 | 16/12/2022 | 15.490 | 1000 | 10.56 | 1.06 | 0.00 | 15,478.38 |
| ELD | 21234552 | Sell | 15/12/2022 | 19/12/2022 | 10.350 | 1000 | 9.00 | 0.90 | 0.00 | 10,340.10 |
| GNC | 21376261 | Buy | 05/01/2023 | 09/01/2023 | 7.260 | 2000 | 9.90 | 0.99 | 0.00 | 14,530.89 |
| CDA | 21438705 | Sell | 12/01/2023 | 16/01/2023 | 4.200 | 2000 | 9.00 | 0.90 | 0.00 | 8,390.10 |
| CDA | 21442628 | Sell | 12/01/2023 | 16/01/2023 | 4.280 | 2000 | 9.00 | 0.90 | 0.00 | 8,550.10 |
| CDA | 21453841 | Sell | 13/01/2023 | 17/01/2023 | 4.390 | 2000 | 9.00 | 0.90 | 0.00 | 8,770.10 |
| WDS | 21460794 | Buy | 13/01/2023 | 17/01/2023 | 36.860 | 500 | 12.57 | 1.26 | 0.00 | 18,443.83 |
| ELD | 21477388 | Sell | 16/01/2023 | 18/01/2023 | 10.050 | 1000 | 9.00 | 0.90 | 0.00 | 10,040.10 |
| CDA | 21501114 | Sell | 18/01/2023 | 20/01/2023 | 4.610 | 2000 | 9.00 | 0.90 | 0.00 | 9,210.10 |
| CDA | 21505755 | Sell | 18/01/2023 | 20/01/2023 | 4.620 | 2000 | 9.00 | 0.90 | 0.00 | 9,230.10 |
| CDA | 21508396 | Sell | 18/01/2023 | 20/01/2023 | 4.685 | 2000 | 9.00 | 0.90 | 0.00 | 9,360.10 |
| SGP | 21542440 | Sell | 23/01/2023 | 25/01/2023 | 3.910 | 2000 | 9.00 | 0.90 | 0.00 | 7,810.10 |
| CDA | 21556691 | Sell | 24/01/2023 | 27/01/2023 | 4.800 | 2000 | 9.00 | 0.90 | 0.00 | 9,590.10 |
| CDA | 21560199 | Sell | 24/01/2023 | 27/01/2023 | 5.140 | 4000 | 14.02 | 1.40 | 0.00 | 20,544.58 |
| CDA | 21560361 | Sell | 24/01/2023 | 27/01/2023 | 5.203 | 1500 | 9.00 | 0.90 | 0.00 | 7,794.08 |
| CDA | 21561599 | Sell | 24/01/2023 | 27/01/2023 | 5.250 | 1500 | 9.00 | 0.90 | 0.00 | 7,865.10 |
| CDA | 21578650 | Sell | 25/01/2023 | 30/01/2023 | 5.370 | 1500 | 9.00 | 0.90 | 0.00 | 8,045.10 |
| CDA | 21579256 | Sell | 25/01/2023 | 30/01/2023 | 5.430 | 1000 | 9.00 | 0.90 | 0.00 | 5,420.10 |
| DOW | 21579311 | Buy | 25/01/2023 | 30/01/2023 | 3.930 | 5000 | 13.40 | 1.34 | 0.00 | 19,664.74 |
| DOW | 21616353 | Buy | 30/01/2023 | 01/02/2023 | 3.830 | 5000 | 13.06 | 1.31 | 0.00 | 19,164.37 |
| SGP | 21610491 | Sell | 30/01/2023 | 01/02/2023 | 3.990 | 2000 | 9.00 | 0.90 | 0.00 | 7,970.10 |
| CDA | 21655390 | Sell | 02/02/2023 | 06/02/2023 | 5.550 | 1000 | 9.00 | 0.90 | 0.00 | 5,540.10 |
| SGP | 21656176 | Sell | 02/02/2023 | 06/02/2023 | 4.075 | 2000 | 9.00 | 0.90 | 0.00 | 8,140.10 |
| ELD | 21655815 | Buy | 02/02/2023 | 06/02/2023 | 9.405 | 1000 | 9.00 | 0.90 | 0.00 | 9,414.90 |
| SGP | 21675654 | Sell | 03/02/2023 | 07/02/2023 | 4.155 | 2500 | 9.00 | 0.90 | 0.00 | 10,377.60 |
| CDA | 21680774 | Sell | 03/02/2023 | 07/02/2023 | 5.590 | 188 | 9.00 | 0.90 | 0.00 | 1,041.02 |
| SGP | 21680844 | Sell | 03/02/2023 | 07/02/2023 | 4.195 | 1500 | 9.00 | 0.90 | 0.00 | 6,282.60 |
| ELD | 21725002 | Buy | 08/02/2023 | 10/02/2023 | 8.940 | 2000 | 12.19 | 1.22 | 0.00 | 17,893.41 |
| ELD | 21727145 | Buy | 08/02/2023 | 10/02/2023 | 8.890 | 1000 | 9.00 | 0.90 | 0.00 | 8,899.90 |
| ORI | 21748214 | Sell | 10/02/2023 | 14/02/2023 | 15.430 | 500 | 9.00 | 0.90 | 0.00 | 7,705.10 |
| ORI | 21752338 | Sell | 10/02/2023 | 14/02/2023 | 15.590 | 500 | 9.00 | 0.90 | 0.00 | 7,785.10 |
| CWP | 21760224 | Sell | 13/02/2023 | 15/02/2023 | 4.790 | 1 | 9.00 | 0.90 | 0.00 | -5.11 |
| GNC | 21767570 | Buy | 13/02/2023 | 15/02/2023 | 7.220 | 2000 | 9.85 | 0.99 | 0.00 | 14,450.84 |
| FBU | 21767664 | Buy | 13/02/2023 | 15/02/2023 | 4.610 | 4000 | 12.57 | 1.26 | 0.00 | 18,453.83 |
| MND | 21784409 | Sell | 14/02/2023 | 16/02/2023 | 13.960 | 500 | 9.00 | 0.90 | 0.00 | 6,970.10 |
| ORI | 21784502 | Sell | 14/02/2023 | 16/02/2023 | 15.910 | 500 | 9.00 | 0.90 | 0.00 | 7,945.10 |
| GNC | 21784574 | Sell | 14/02/2023 | 16/02/2023 | 7.380 | 1000 | 9.00 | 0.90 | 0.00 | 7,370.10 |
| RIC | 21807501 | Sell | 16/02/2023 | 20/02/2023 | 2.185 | 7500 | 11.18 | 1.12 | 0.00 | 16,378.11 |
| GNC | 21807613 | Sell | 16/02/2023 | 20/02/2023 | 7.730 | 2000 | 10.54 | 1.05 | 0.00 | 15,448.41 |
| CDA | 21813233 | Sell | 16/02/2023 | 20/02/2023 | 5.590 | 812 | 0.00 | 0.00 | 0.00 | 4,539.08 |

While every effort has been made to provide you with an accurate transaction summary, we give no warranty of accuracy or reliability and take no responsibility for any errors or omissions including by negligence. You should confirm the information, holdings and valuations contained herein. All prices and values are denominated in AUD unless otherwise indicated. Stockbroking services are provided by CMC Markets Stockbroking Limited (ABN 69 081 002 851, AFSL No.246381), a Participant of the ASX Group (Australian Securities Exchange).



MR ROBERT JAMES KENRICK + MRS WAI NING KENRICK <KENRICK FAM
SUPER FUND A/C>

5 GOLDSACK STREET
GLEN OSMOND SA 5064

Confirmations

Period: 01/07/2022 - 30/06/2023

AUSTRALIA

Trading Account Number: 1137996

| Code | Confirmation No. | Type | Trade Date | Settlement Date | Price | Quantity | Brokerage | GST | Other fees | Consideration |
|------|------------------|------|------------|-----------------|--------|----------|-----------|------|------------|---------------|
| CDA | 21841011 | Sell | 20/02/2023 | 22/02/2023 | 5.730 | 1000 | 9.00 | 0.90 | 0.00 | 5,720.10 |
| RIC | 21841270 | Sell | 20/02/2023 | 22/02/2023 | 2.341 | 10000 | 15.96 | 1.60 | 0.00 | 23,388.68 |
| GNC | 21841366 | Sell | 20/02/2023 | 22/02/2023 | 7.810 | 1000 | 9.00 | 0.90 | 0.00 | 7,800.10 |
| DOW | 21842436 | Buy | 20/02/2023 | 22/02/2023 | 3.930 | 3000 | 9.00 | 0.90 | 0.00 | 11,799.90 |
| WDS | 21842791 | Buy | 20/02/2023 | 22/02/2023 | 34.320 | 1000 | 23.40 | 2.34 | 0.00 | 34,345.38 |
| FBU | 21842840 | Buy | 20/02/2023 | 22/02/2023 | 4.420 | 2500 | 9.00 | 0.90 | 0.00 | 11,059.90 |
| SGP | 21848811 | Buy | 21/02/2023 | 23/02/2023 | 3.730 | 3000 | 9.00 | 0.90 | 0.00 | 11,199.90 |
| MND | 21852848 | Buy | 21/02/2023 | 23/02/2023 | 13.320 | 1000 | 9.08 | 0.91 | 0.00 | 13,329.99 |
| MND | 21856575 | Buy | 21/02/2023 | 23/02/2023 | 12.770 | 1000 | 9.00 | 0.90 | 0.00 | 12,779.90 |
| MND | 21865560 | Buy | 22/02/2023 | 24/02/2023 | 12.220 | 1000 | 9.00 | 0.90 | 0.00 | 12,229.90 |
| BIS | 21889059 | Buy | 24/02/2023 | 28/02/2023 | 1.950 | 5000 | 9.00 | 0.90 | 0.00 | 9,759.90 |
| BIS | 21890671 | Buy | 24/02/2023 | 28/02/2023 | 1.930 | 5000 | 9.00 | 0.90 | 0.00 | 9,659.90 |
| BIS | 21905911 | Buy | 27/02/2023 | 01/03/2023 | 1.890 | 5000 | 9.00 | 0.90 | 0.00 | 9,459.90 |
| DOW | 21906614 | Buy | 27/02/2023 | 01/03/2023 | 3.380 | 4000 | 9.22 | 0.92 | 0.00 | 13,530.14 |
| DOW | 21910465 | Buy | 27/02/2023 | 01/03/2023 | 3.160 | 2000 | 9.00 | 0.90 | 0.00 | 6,329.90 |
| DOW | 21914262 | Buy | 27/02/2023 | 01/03/2023 | 3.027 | 5000 | 10.32 | 1.03 | 0.00 | 15,147.59 |
| ORG | 21914214 | Sell | 27/02/2023 | 01/03/2023 | 8.150 | 2000 | 11.11 | 1.11 | 0.00 | 16,287.78 |
| ELD | 21923306 | Sell | 28/02/2023 | 02/03/2023 | 9.240 | 1000 | 9.00 | 0.90 | 0.00 | 9,230.10 |
| WDS | 21933625 | Sell | 01/03/2023 | 03/03/2023 | 36.120 | 250 | 9.00 | 0.90 | 0.00 | 9,020.10 |
| WDS | 21946510 | Sell | 02/03/2023 | 06/03/2023 | 37.750 | 250 | 9.00 | 0.90 | 0.00 | 9,427.60 |
| WDS | 21966230 | Sell | 03/03/2023 | 07/03/2023 | 37.800 | 250 | 9.00 | 0.90 | 0.00 | 9,440.10 |
| ORI | 21980825 | Sell | 06/03/2023 | 08/03/2023 | 16.321 | 500 | 9.00 | 0.90 | 0.00 | 8,150.59 |
| ELD | 22007456 | Buy | 08/03/2023 | 10/03/2023 | 8.979 | 1500 | 9.18 | 0.92 | 0.00 | 13,478.42 |
| WDS | 22007770 | Buy | 08/03/2023 | 10/03/2023 | 34.880 | 500 | 11.89 | 1.19 | 0.00 | 17,453.08 |
| CDA | 22051114 | Buy | 13/03/2023 | 15/03/2023 | 5.140 | 2000 | 9.00 | 0.90 | 0.00 | 10,289.90 |
| RFF | 22093220 | Buy | 16/03/2023 | 20/03/2023 | 2.096 | 5000 | 9.00 | 0.90 | 0.00 | 10,490.65 |
| WDS | 22093423 | Buy | 16/03/2023 | 20/03/2023 | 31.760 | 500 | 10.83 | 1.08 | 0.00 | 15,891.91 |
| ELD | 22101105 | Buy | 16/03/2023 | 20/03/2023 | 8.650 | 1500 | 9.00 | 0.90 | 0.00 | 12,984.90 |
| RFF | 22109429 | Buy | 17/03/2023 | 21/03/2023 | 2.060 | 5000 | 9.00 | 0.90 | 0.00 | 10,308.49 |
| GNC | 22124204 | Buy | 20/03/2023 | 22/03/2023 | 6.910 | 1500 | 9.00 | 0.90 | 0.00 | 10,374.90 |
| RFF | 22150991 | Buy | 22/03/2023 | 24/03/2023 | 2.030 | 5000 | 9.00 | 0.90 | 0.00 | 10,159.90 |
| UMG | 22201405 | Sell | 28/03/2023 | 30/03/2023 | 4.520 | 4000 | 12.33 | 1.23 | 0.00 | 18,066.44 |
| UMG | 22202556 | Sell | 28/03/2023 | 30/03/2023 | 4.530 | 5000 | 15.44 | 1.54 | 0.00 | 22,633.02 |
| UMG | 22203762 | Sell | 28/03/2023 | 30/03/2023 | 4.530 | 5000 | 15.44 | 1.54 | 0.00 | 22,633.02 |
| UMG | 22210342 | Sell | 29/03/2023 | 31/03/2023 | 4.550 | 3000 | 9.31 | 0.93 | 0.00 | 13,639.76 |
| UMG | 22215055 | Sell | 29/03/2023 | 31/03/2023 | 4.610 | 2000 | 9.00 | 0.90 | 0.00 | 9,210.89 |
| MIN | 22214960 | Buy | 29/03/2023 | 31/03/2023 | 81.770 | 100 | 9.00 | 0.90 | 0.00 | 8,186.90 |
| RFF | 22215193 | Buy | 29/03/2023 | 31/03/2023 | 2.015 | 5000 | 9.00 | 0.90 | 0.00 | 10,084.90 |
| MIN | 22215196 | Buy | 29/03/2023 | 31/03/2023 | 81.710 | 100 | 9.00 | 0.90 | 0.00 | 8,180.90 |
| MIN | 22217866 | Buy | 29/03/2023 | 31/03/2023 | 80.660 | 100 | 9.00 | 0.90 | 0.00 | 8,075.90 |
| RFF | 22227857 | Buy | 30/03/2023 | 03/04/2023 | 2.020 | 5000 | 9.00 | 0.90 | 0.00 | 10,107.53 |
| MIN | 22230497 | Buy | 30/03/2023 | 03/04/2023 | 79.760 | 150 | 9.00 | 0.90 | 0.00 | 11,973.90 |
| UMG | 22230777 | Sell | 30/03/2023 | 03/04/2023 | 4.640 | 2000 | 9.00 | 0.90 | 0.00 | 9,270.10 |

While every effort has been made to provide you with an accurate transaction summary, we give no warranty of accuracy or reliability and take no responsibility for any errors or omissions including by negligence. You should confirm the information, holdings and valuations contained herein. All prices and values are denominated in AUD unless otherwise indicated. Stockbroking services are provided by CMC Markets Stockbroking Limited (ABN 69 081 002 851, AFSL No.246381), a Participant of the ASX Group (Australian Securities Exchange).



MR ROBERT JAMES KENRICK + MRS WAI NING KENRICK <KENRICK FAM
SUPER FUND A/C>

5 GOLDSACK STREET

GLEN OSMOND SA 5064

Confirmations

Period: 01/07/2022 - 30/06/2023

AUSTRALIA

Trading Account Number: 1137996

| Code | Confirmation No. | Type | Trade Date | Settlement Date | Price | Quantity | Brokerage | GST | Other fees | Consideration |
|------|------------------|------|------------|-----------------|--------|----------|-----------|------|------------|---------------|
| UMG | 22250972 | Sell | 03/04/2023 | 05/04/2023 | 4.790 | 2000 | 9.00 | 0.90 | 0.00 | 9,570.52 |
| RFF | 22258003 | Buy | 03/04/2023 | 05/04/2023 | 2.020 | 5000 | 9.00 | 0.90 | 0.00 | 10,109.90 |
| MIN | 22265826 | Buy | 04/04/2023 | 06/04/2023 | 80.000 | 150 | 9.00 | 0.90 | 0.00 | 12,009.90 |
| SGP | 22273280 | Sell | 04/04/2023 | 06/04/2023 | 4.140 | 2000 | 9.00 | 0.90 | 0.00 | 8,270.10 |
| CDA | 22311043 | Sell | 11/04/2023 | 13/04/2023 | 5.860 | 1000 | 9.00 | 0.90 | 0.00 | 5,850.10 |
| SGP | 22311111 | Sell | 11/04/2023 | 13/04/2023 | 4.190 | 1500 | 9.00 | 0.90 | 0.00 | 6,275.10 |
| MIN | 22313741 | Buy | 11/04/2023 | 13/04/2023 | 78.500 | 150 | 9.00 | 0.90 | 0.00 | 11,784.90 |
| CDA | 22340586 | Sell | 13/04/2023 | 17/04/2023 | 6.081 | 2000 | 9.00 | 0.90 | 0.00 | 12,152.40 |
| CDA | 22352052 | Sell | 14/04/2023 | 18/04/2023 | 6.411 | 2000 | 9.00 | 0.90 | 0.00 | 12,812.51 |
| CDA | 22366249 | Sell | 17/04/2023 | 19/04/2023 | 6.301 | 2000 | 9.00 | 0.90 | 0.00 | 12,591.00 |
| SGP | 22367686 | Sell | 17/04/2023 | 19/04/2023 | 4.250 | 2000 | 9.00 | 0.90 | 0.00 | 8,490.10 |
| CDA | 22368050 | Sell | 17/04/2023 | 19/04/2023 | 6.350 | 2000 | 9.00 | 0.90 | 0.00 | 12,690.10 |
| CDA | 22394631 | Sell | 19/04/2023 | 21/04/2023 | 6.530 | 1000 | 9.00 | 0.90 | 0.00 | 6,520.10 |
| CWP | 22394786 | Sell | 19/04/2023 | 21/04/2023 | 4.850 | 2000 | 9.00 | 0.90 | 0.00 | 9,690.10 |
| CDA | 22407183 | Sell | 20/04/2023 | 24/04/2023 | 6.770 | 2000 | 9.23 | 0.92 | 0.00 | 13,529.85 |
| CDA | 22407638 | Sell | 20/04/2023 | 24/04/2023 | 6.780 | 2000 | 9.25 | 0.93 | 0.00 | 13,549.82 |
| CDA | 22407253 | Buy | 20/04/2023 | 24/04/2023 | 6.775 | 1000 | 9.00 | 0.90 | 0.00 | 6,784.90 |
| RFF | 22435027 | Buy | 24/04/2023 | 27/04/2023 | 1.955 | 5000 | 9.00 | 0.90 | 0.00 | 9,784.90 |
| GNC | 22435080 | Buy | 24/04/2023 | 27/04/2023 | 6.860 | 2000 | 9.35 | 0.94 | 0.00 | 13,730.29 |
| CDA | 22434829 | Sell | 24/04/2023 | 27/04/2023 | 6.900 | 1000 | 9.00 | 0.90 | 0.00 | 6,890.10 |
| CDA | 22437845 | Sell | 24/04/2023 | 27/04/2023 | 6.960 | 1000 | 9.00 | 0.90 | 0.00 | 6,950.10 |
| SGP | 22452247 | Sell | 26/04/2023 | 28/04/2023 | 4.350 | 2000 | 9.00 | 0.90 | 0.00 | 8,690.10 |
| CDA | 22476815 | Sell | 28/04/2023 | 02/05/2023 | 7.180 | 2000 | 9.79 | 0.98 | 0.00 | 14,349.85 |
| SGP | 22476859 | Sell | 28/04/2023 | 02/05/2023 | 4.405 | 2000 | 9.00 | 0.90 | 0.00 | 8,800.10 |
| SGP | 22492526 | Sell | 01/05/2023 | 03/05/2023 | 4.520 | 2000 | 9.00 | 0.90 | 0.00 | 9,030.10 |
| CWP | 22505305 | Sell | 02/05/2023 | 04/05/2023 | 4.950 | 520 | 9.00 | 0.90 | 0.00 | 2,564.10 |
| CDA | 22505336 | Sell | 02/05/2023 | 04/05/2023 | 7.320 | 1000 | 9.00 | 0.90 | 0.00 | 7,310.10 |
| CWP | 22533711 | Sell | 04/05/2023 | 08/05/2023 | 4.950 | 1480 | 0.00 | 0.00 | 0.00 | 7,326.00 |
| SGP | 22569397 | Sell | 08/05/2023 | 10/05/2023 | 4.580 | 1500 | 9.00 | 0.90 | 0.00 | 6,860.10 |
| MND | 22589623 | Sell | 10/05/2023 | 12/05/2023 | 13.100 | 500 | 9.00 | 0.90 | 0.00 | 6,540.10 |
| MND | 22594074 | Sell | 10/05/2023 | 12/05/2023 | 13.310 | 500 | 9.00 | 0.90 | 0.00 | 6,645.10 |
| CDA | 22594638 | Sell | 10/05/2023 | 12/05/2023 | 7.380 | 1000 | 9.00 | 0.90 | 0.00 | 7,370.10 |
| RFF | 22607463 | Buy | 11/05/2023 | 15/05/2023 | 1.930 | 7500 | 9.87 | 0.99 | 0.00 | 14,485.86 |
| RFF | 22621056 | Buy | 12/05/2023 | 16/05/2023 | 1.920 | 5000 | 9.00 | 0.90 | 0.00 | 9,609.90 |
| GNC | 22620482 | Sell | 12/05/2023 | 16/05/2023 | 8.262 | 2500 | 14.08 | 1.41 | 0.00 | 20,639.74 |
| ORI | 22620593 | Sell | 12/05/2023 | 16/05/2023 | 16.677 | 500 | 9.00 | 0.90 | 0.00 | 8,328.38 |
| CWP | 22621308 | Sell | 12/05/2023 | 16/05/2023 | 5.050 | 1000 | 9.00 | 0.90 | 0.00 | 5,040.10 |
| CDA | 22634650 | Sell | 15/05/2023 | 17/05/2023 | 7.520 | 1000 | 9.00 | 0.90 | 0.00 | 7,510.10 |
| CDA | 22647076 | Sell | 16/05/2023 | 18/05/2023 | 7.590 | 1000 | 9.00 | 0.90 | 0.00 | 7,580.10 |
| ELD | 22660173 | Buy | 17/05/2023 | 19/05/2023 | 6.645 | 1500 | 9.00 | 0.90 | 0.00 | 9,977.40 |
| ELD | 22709531 | Buy | 23/05/2023 | 25/05/2023 | 6.590 | 1500 | 9.00 | 0.90 | 0.00 | 9,894.90 |
| ELD | 22737678 | Buy | 25/05/2023 | 29/05/2023 | 6.480 | 2000 | 9.00 | 0.90 | 0.00 | 12,969.90 |

While every effort has been made to provide you with an accurate transaction summary, we give no warranty of accuracy or reliability and take no responsibility for any errors or omissions including by negligence. You should confirm the information, holdings and valuations contained herein. All prices and values are denominated in AUD unless otherwise indicated. Stockbroking services are provided by CMC Markets Stockbroking Limited (ABN 69 081 002 851, AFSL No.246381), a Participant of the ASX Group (Australian Securities Exchange).



MR ROBERT JAMES KENRICK + MRS WAI NING KENRICK <KENRICK FAM
SUPER FUND A/C>

5 GOLDSACK STREET

GLEN OSMOND SA 5064

Confirmations

Period: 01/07/2022 - 30/06/2023

AUSTRALIA

Trading Account Number: 1137996

| Code | Confirmation No. | Type | Trade Date | Settlement Date | Price | Quantity | Brokerage | GST | Other fees | Consideration |
|------|------------------|------|------------|-----------------|--------|----------|-----------|------|------------|---------------|
| RFF | 22738069 | Buy | 25/05/2023 | 29/05/2023 | 1.810 | 7500 | 9.26 | 0.93 | 0.00 | 13,585.19 |
| MIN | 22767606 | Buy | 29/05/2023 | 31/05/2023 | 71.190 | 150 | 9.00 | 0.90 | 0.00 | 10,688.40 |
| RFF | 22783511 | Buy | 30/05/2023 | 01/06/2023 | 1.810 | 7500 | 9.26 | 0.93 | 0.00 | 13,585.19 |
| ELD | 22806851 | Buy | 01/06/2023 | 05/06/2023 | 6.360 | 1500 | 9.00 | 0.90 | 0.00 | 9,549.90 |
| ELD | 22959360 | Buy | 16/06/2023 | 20/06/2023 | 6.070 | 1000 | 9.00 | 0.90 | 0.00 | 6,079.90 |
| CDA | 22960094 | Sell | 16/06/2023 | 20/06/2023 | 7.880 | 1000 | 9.00 | 0.90 | 0.00 | 7,870.10 |
| ORG | 22972825 | Sell | 19/06/2023 | 21/06/2023 | 8.490 | 1000 | 9.00 | 0.90 | 0.00 | 8,480.10 |
| ELD | 22974648 | Buy | 19/06/2023 | 21/06/2023 | 6.060 | 1000 | 9.00 | 0.90 | 0.00 | 6,069.90 |
| RFF | 23034613 | Buy | 23/06/2023 | 27/06/2023 | 1.695 | 6000 | 9.00 | 0.90 | 0.00 | 10,179.90 |
| MIN | 23060965 | Buy | 27/06/2023 | 29/06/2023 | 70.180 | 150 | 9.00 | 0.90 | 0.00 | 10,536.90 |
| GNC | 23078703 | Sell | 28/06/2023 | 30/06/2023 | 7.720 | 1000 | 9.00 | 0.90 | 0.00 | 7,710.10 |
| SGP | 23094476 | Buy | 29/06/2023 | 03/07/2023 | 4.020 | 3000 | 9.00 | 0.90 | 0.00 | 12,069.90 |
| CDA | 23108658 | Sell | 30/06/2023 | 04/07/2023 | 8.020 | 1000 | 9.00 | 0.90 | 0.00 | 8,010.10 |
| CWP | 23108755 | Sell | 30/06/2023 | 04/07/2023 | 5.020 | 1000 | 9.00 | 0.90 | 0.00 | 5,010.10 |

While every effort has been made to provide you with an accurate transaction summary, we give no warranty of accuracy or reliability and take no responsibility for any errors or omissions including by negligence. You should confirm the information, holdings and valuations contained herein. All prices and values are denominated in AUD unless otherwise indicated. Stockbroking services are provided by CMC Markets Stockbroking Limited (ABN 69 081 002 851, AFSL No.246381), a Participant of the ASX Group (Australian Securities Exchange).



MR ROBERT JAMES KENRICK + MRS WAI NING KENRICK <KENRICK FAM
SUPER FUND A/C>

5 GOLDSACK STREET

GLEN OSMOND SA 5064

Holdings

At close of business: 30/06/2023

AUSTRALIA

Trading Account Number: 1137996

| Code | Company Name | Closing Price | FX Rate | Quantity | Value |
|--------------|--|---------------|---------|----------|----------------------|
| AAC | AUSTRALIAN AGRICULTURAL COMPANY LIMITED. | 1.460 | | 155,563 | 227,121.980 |
| BIS | BISALLOY STEEL GROUP LIMITED | 1.780 | | 190,031 | 338,255.180 |
| BLD | BORAL LIMITED. | 4.030 | | 35,000 | 141,050.000 |
| CDA | CODAN LIMITED | 8.030 | | 49,000 | 393,470.000 |
| CSR | CSR LIMITED | 5.190 | | 52,000 | 269,880.000 |
| CWP | CEDAR WOODS PROPERTIES LIMITED | 5.030 | | 78,900 | 396,867.000 |
| DOW | DOWNER EDI LIMITED | 4.110 | | 62,943 | 258,695.730 |
| ELD | ELDERS LIMITED | 6.580 | | 53,400 | 351,372.000 |
| FBU | FLETCHER BUILDING LIMITED | 5.000 | | 40,500 | 202,500.000 |
| GNC | GRAINCORP LIMITED | 7.830 | | 51,000 | 399,330.000 |
| MIN | MINERAL RESOURCES LIMITED | 71.430 | | 1,050 | 75,001.500 |
| MND | MONADELPHOUS GROUP LIMITED | 11.720 | | 30,500 | 357,460.000 |
| ORG | ORIGIN ENERGY LIMITED | 8.410 | | 31,500 | 264,915.000 |
| ORI | ORICA LIMITED | 14.830 | | 24,000 | 355,920.000 |
| QUBHA | QUBE HOLDINGS LIMITED | 100.600 | | 3,528 | 354,916.800 |
| RFF | RURAL FUNDS GROUP | 1.765 | | 262,742 | 463,739.630 |
| RIC | RIDLEY CORPORATION LIMITED | 2.000 | | 172,500 | 345,000.000 |
| SGP | STOCKLAND | 4.030 | | 111,500 | 449,345.000 |
| UMG | UNITED MALT GROUP LIMITED | 4.400 | | 80,000 | 352,000.000 |
| WDS | WOODSIDE ENERGY GROUP LTD | 34.440 | | 9,129 | 314,402.760 |
| Total | | | | | 6,311,242.580 |

While every effort has been made to provide you with an accurate transaction summary, we give no warranty of accuracy or reliability and take no responsibility for any errors or omissions including by negligence. You should confirm the information, holdings and valuations contained herein. All prices and values are denominated in AUD unless otherwise indicated. Stockbroking services are provided by CMC Markets Stockbroking Limited (ABN 69 081 002 851, AFSL No.246381), a Participant of the ASX Group (Australian Securities Exchange).



MR ROBERT JAMES KENRICK + MRS WAI NING KENRICK <KENRICK FAM
SUPER FUND A/C>

5 GOLDSACK STREET

GLEN OSMOND SA 5064

International Dividends

Period: 01/07/2022 - 30/06/2023

AUSTRALIA

Trading Account Number: 1137996

| Code | Pay Date | Ex Date | Holdings at Ex Date | Gross Amount Per Share | Gross Amount | Fees | Tax Withheld | Net Amount | FX Rate | Net Amount (AUD) |
|--------------|----------|---------|---------------------|------------------------|--------------|------|--------------|------------|---------|------------------|
| Total | | | | | | | | | | |
| 0.00 | | | | | | | | | | |

While every effort has been made to provide you with an accurate transaction summary, we give no warranty of accuracy or reliability and take no responsibility for any errors or omissions including by negligence. You should confirm the information, holdings and valuations contained herein. All prices and values are denominated in AUD unless otherwise indicated. Stockbroking services are provided by CMC Markets Stockbroking Limited (ABN 69 081 002 851, AFSL No.246381), a Participant of the ASX Group (Australian Securities Exchange).

Trading Account Statement

The Trading Account Statement displays all transactions processed through the trading account during the reporting period. This may include trade transactions (buying and selling shares) as well as cash movements for settling trades. All prices and values are denominated in AUD unless otherwise indicated.

| | |
|--------------------|---|
| Date | The date the transaction was processed |
| Reference | A unique reference number for the transaction |
| Description | A brief description of the transaction |
| Debit | Amount debited from the trading account |
| Credit | Amount credited to the trading account |
| Balance | A running balance of the trading account |

Confirmations

The Confirmations statement lists all equity trade confirmations recorded on the trading account during the reporting period. This is a summary of the information provided to you through email or printed trade confirmations issued on the day of the trade. All prices and values are denominated in AUD unless otherwise indicated.

| | |
|-------------------------|---|
| Code | The instrument code traded |
| Confirmation No | The unique confirmation reference number |
| Type | Indicates if the transaction was a Buy or Sell |
| Trade Date | The date the trade was recorded |
| Settlement Date | The date the transaction was due to settle. This will usually, but not always, be 2 business day after the trade date |
| Price | The average price at which the shares were bought or sold |
| Quantity | The number of shares bought or sold |
| Brokerage | The brokerage charged for the transaction (excluding GST) |
| GST | The GST charged for the transaction for brokerage and any other fees |
| Other Fees | Any other fees related to the transaction (excluding GST). This may include stamp duty, postage fees, or exchange fees. Please refer to your original confirmation for full details |
| Consideration | The consideration paid (for buys) or received (for sells) net of brokerage, fees, and GST |
| Foreign Exchange | For confirmations related to international shares, the foreign exchange rate and price in local currency is displayed |

Holdings

The Holdings statement displays all equity positions held at the end of the reporting period.

| | |
|----------------------|--|
| Code | The instrument code |
| Company Name | The name of the company or instrument |
| Closing Price | The price as at market close on the last trading day of the reporting period |
| FX Rate | The foreign exchange rate applied to international holdings |
| Quantity | The notional number of shares held. This will include any pending buy transactions, and exclude any pending sell transactions |
| Value | The value, in AUD, of the holding at the end of the reporting period. So Closing Price x Quantity (x FX rate for international holdings) |

International Dividends

The International Dividends Statement lists all dividends paid from international shares during the reporting period. All prices and values are denominated in AUD unless otherwise indicated.

| | |
|-------------------------------|--|
| Code | The instrument code |
| Pay Date | The date the dividend was paid to you |
| Ex Date | The date after which a security will trade without the dividend. You must hold the security on this date to be entitled to the dividend |
| Holdings at Ex Date | The number of shares you held on the ex date |
| Gross Amount Per Share | The amount paid by the company per share held |
| Gross Amount | The gross amount paid, being Amount per Share x Holdings at ex date |
| Fees | Custodial Fees charged by our custodian |
| Tax Withheld | The amount of tax withheld from the dividend. In some cases for US Shares you may be eligible for a reduced rate of withholding tax. See the trading platform under Support US Tax Form for more details |
| Net Amount | The net amount paid after tax has been withheld in the local currency of the instrument |
| FX Rate | The foreign exchange rate applied to the dividend payment |
| Net Amount (AUD) | The net amount in AUD paid into your account |



Interest and charges summary

Date: 04/07/2023

Previous financial year July 2022 - June 2023

| Account name | Account number | Interest you paid | Interest you received | Government charges | Service fees * |
|----------------------|------------------|-------------------|-----------------------|--------------------|----------------|
| SuperFund Negotiator | 015257 480216125 | \$0.00 | \$60,374.61 | \$0.00 | \$2.60 |
| Super Fund CMC CIA | 012012 492072325 | \$0.00 | \$0.29 | \$0.00 | \$0.00 |
| Robert Kenrick CMC | 012012 452825396 | \$0.00 | \$0.00 | \$0.00 | \$0.00 |
| RobertKenrick Saver | 015310 265467335 | \$0.00 | \$0.02 | \$0.00 | \$0.00 |
| | | \$0.00 | \$60,374.92 | \$0.00 | \$2.60 |

All information is current as at the previous business day.

Only interest bearing accounts will be listed on this page.

Closed accounts will not be listed.

Service fees and Government Charges:

- relate to the selected account and other accounts which have fees/charges re-directed to the selected account.
- are not available on ANZ loans.
- can be located on your account statement. You should check the above information against your statement before you use this information for tax purposes.

You may also obtain information about fees and charges that apply to ANZ accounts by:

- viewing the fees, terms and conditions on the ANZ website
- contacting general enquiries
- visiting your nearest ANZ branch

*This does not include all fees and charges you may have been charged in the relevant period (for example, it would include a Monthly Account Service Fee but would not include an Overdrawn Fee). To obtain details of your fees and charges refer to the itemised transaction details in your Account Statement.



Australian Government
Australian Taxation Office

Agent SMSF AUSTRALIA PTY LTD
Client KENRICK FAMILY SUPER FUND
ABN 98 936 285 529

Print instalment

| Account | Period | Document ID |
|--|---------------------|-------------|
| Activity statement – 001 – KENRICK FAMILY SUPER FUND | Jul 2022 – Sep 2022 | 47732187139 |
| Receipt ID | 1887676525 | |
| Date lodged | 23 September 2022 | |
| Payment due date | 28 October 2022 | |

Statement summary

| Description | Reported Value | Owed to ATO | Owed by ATO |
|--|----------------|-------------|-------------|
| <i>PAYG income tax instalment</i> | | | |
| 5A Owed to ATO | | \$585.00 | |
| T7 Instalment amount – Based on the notional tax \$ 2,297.58 from the 2021 assessment. | \$585.00 | | |

Total amount to pay

\$585.00 DR

You need to pay **\$585.00** by **28/10/2022** for this activity statement to minimise possible interest charges.

Breakdown of this activity statement lodgment

| | |
|----------------------------------|-------------|
| PAYGI | \$585.00 DR |
| Activity statement result | \$585.00 DR |

Your new activity statement account balance

| | |
|--|-------------|
| Account balance before lodgment | \$0.00 |
| Activity statement result | \$585.00 DR |
| Account balance after lodgment | \$585.00 DR |

as at 10:56 PM AEST 23 September 2022

Account balances may:

Include amounts that are either

- > not yet due and payable
- > under an existing payment plan
- > under dispute.

Not include amounts that are either

- > related to **outstanding** activity statements
- > interest and penalties including any general interest charges accrued due to outstanding amounts not yet applied
- > from payments **submitted but not yet processed**
- > relating to credits held in other accounts, such as GST property credits.

BPAY®



Biller code 75556
Ref 989362855291260

Telephone and Internet Banking - BPAY®

Contact your bank or financial institution to make this payment from your cheque, savings, debit or credit card account.

For more information see www.bpay.com.au

Australia Post

Payment can be made in person at Australia Post outlets with cash, cheque or money order using the barcode below.

Payment reference number
989362855291260



*171 989362855291260



Australian Government
Australian Taxation Office

Agent SMSF AUSTRALIA PTY LTD
Client KENRICK FAMILY SUPER FUND
ABN 98 936 285 529

Print instalment

| Account | Period | Document ID |
|--|---------------------|-------------|
| Activity statement – 001 – KENRICK FAMILY SUPER FUND | Oct 2022 – Dec 2022 | 47761550559 |
| Receipt ID | 1381119485 | |
| Date lodged | 15 December 2022 | |
| Payment due date | 28 February 2023 | |

Statement summary

| Description | Reported Value | Owed to ATO | Owed by ATO |
|--|----------------|-------------|-------------|
| <i>PAYG income tax instalment</i> | | | |
| 5A Owed to ATO | | \$35,300.00 | |
| T7 Instalment amount – Based on the notional tax \$ 70,366.28 from the 2022 assessment. | \$35,300.00 | | |

Total amount to pay

\$35,300.00 DR

You need to pay \$35,300.00 by 28/02/2023 for this activity statement to minimise possible interest charges.

Breakdown of this activity statement lodgment

| | |
|----------------------------------|----------------|
| PAYGI | \$35,300.00 DR |
| Activity statement result | \$35,300.00 DR |

Your new activity statement account balance

| | |
|--|----------------|
| Account balance before lodgment | \$0.00 |
| Activity statement result | \$35,300.00 DR |
| Account balance after lodgment | \$35,300.00 DR |

as at 2:49 PM AEDT 15 December 2022

Account balances may:

Include amounts that are either

- > not yet due and payable
- > under an existing payment plan
- > under dispute.

Not include amounts that are either

- > related to **outstanding** activity statements
- > interest and penalties including any general interest charges accrued due to outstanding amounts not yet applied
- > from payments **submitted but not yet processed**
- > relating to credits held in other accounts, such as GST property credits.

BPAY®



Biller code 75556
Ref 989362855291260

Telephone and Internet Banking - BPAY®

Contact your bank or financial institution to make this payment from your cheque, savings, debit or credit card account.

For more information see www.bpay.com.au

Australia Post

Payment can be made in person at Australia Post outlets with cash, cheque or money order using the barcode below.

Payment reference number
989362855291260



*171 989362855291260



Australian Government
Australian Taxation Office

Agent SMSF AUSTRALIA PTY LTD
Client KENRICK FAMILY SUPER FUND
ABN 98 936 285 529

Print instalment

| Account | Period | Document ID |
|--|---------------------|-------------|
| Activity statement – 001 – KENRICK FAMILY SUPER FUND | Jan 2023 – Mar 2023 | 47790471922 |

| | |
|-------------------------|---------------|
| Receipt ID | 928855112 |
| Date lodged | 29 March 2023 |
| Payment due date | 28 April 2023 |

Statement summary

| Description | Reported Value | Owed to ATO | Owed by ATO |
|--|----------------|-------------|-------------|
| <i>PAYG income tax instalment</i> | | | |
| 5A Owed to ATO | | \$17,943.00 | |
| T7 Instalment amount – Based on the notional tax \$ 70,366.28 from the 2022 assessment. | \$17,943.00 | | |

Total amount to pay

\$17,943.00 DR

You need to pay \$17,943.00 by 28/04/2023 for this activity statement to minimise possible interest charges.

Breakdown of this activity statement lodgment

| | |
|----------------------------------|----------------|
| PAYGI | \$17,943.00 DR |
| Activity statement result | \$17,943.00 DR |

Your new activity statement account balance

| | |
|--|----------------|
| Account balance before lodgment | \$0.00 |
| Activity statement result | \$17,943.00 DR |
| Account balance after lodgment | \$17,943.00 DR |

as at 3:15 PM AEDT 29 March 2023

Account balances may:

Include amounts that are either

- > not yet due and payable
- > under an existing payment plan
- > under dispute.

Not include amounts that are either

- > related to **outstanding** activity statements
- > interest and penalties including any general interest charges accrued due to outstanding amounts not yet applied
- > from payments **submitted but not yet processed**
- > relating to credits held in other accounts, such as GST property credits.

BPAY®



Bill code 75556
Ref 989362855291260

Telephone and Internet Banking - BPAY®

Contact your bank or financial institution to make this payment from your cheque, savings, debit or credit card account.

For more information see www.bpay.com.au

Australia Post

Payment can be made in person at Australia Post outlets with cash, cheque or money order using the barcode below.

Payment reference number
989362855291260



*171 989362855291260



Australian Government
Australian Taxation Office

Agent SMSF AUSTRALIA PTY LTD
Client KENRICK FAMILY SUPER FUND
ABN 98 936 285 529

Print instalment

| Account | Period | Document ID |
|--|---------------------|-------------|
| Activity statement – 001 – KENRICK FAMILY SUPER FUND | Apr 2023 – Jun 2023 | 47819001462 |
| Receipt ID | 3607187314 | |
| Date lodged | 28 June 2023 | |
| Payment due date | 28 July 2023 | |

Statement summary

| Description | Reported Value | Owed to ATO | Owed by ATO |
|--|----------------|-------------|-------------|
| <i>PAYG income tax instalment</i> | | | |
| 5A Owed to ATO | | \$17,943.00 | |
| T7 Instalment amount – Based on the notional tax \$ 70,366.28 from the 2022 assessment. | \$17,943.00 | | |

Total amount to pay

\$17,943.00 DR

You need to pay **\$17,943.00** by **28/07/2023** for this activity statement to minimise possible interest charges.

Breakdown of this activity statement lodgment

| | |
|----------------------------------|----------------|
| PAYGI | \$17,943.00 DR |
| Activity statement result | \$17,943.00 DR |

Your new activity statement account balance

| | |
|--|----------------|
| Account balance before lodgment | \$0.00 |
| Activity statement result | \$17,943.00 DR |
| Account balance after lodgment | \$17,943.00 DR |

as at 12:37 PM AEST 28 June 2023

Account balances may:

Include amounts that are either

- > not yet due and payable
- > under an existing payment plan
- > under dispute.

Not include amounts that are either

- > related to **outstanding** activity statements
- > interest and penalties including any general interest charges accrued due to outstanding amounts not yet applied
- > from payments **submitted but not yet processed**
- > relating to credits held in other accounts, such as GST property credits.

BPAY®



Biller code 75556
Ref 989362855291260

Telephone and Internet Banking - BPAY®

Contact your bank or financial institution to make this payment from your cheque, savings, debit or credit card account.

For more information see www.bpay.com.au

Australia Post

Payment can be made in person at Australia Post outlets with cash, cheque or money order using the barcode below.

Payment reference number
989362855291260



*171 989362855291260

Kenrick Family Super Fund

Bank Statements Match Transactions Business Events

Bank Account Date Range to Group By Show only Unmatched

| | | | | | | | | | | 0 selected | 26 items |
|--------------------------|------------|--|-------------|-------------|--------------------------------------|-----------------------|--------------|--|--|--|----------|
| | | | | | | | | | | Opening Balance: \$98,368.76 Closing Balance: \$152,782.35 | |
| <input type="checkbox"/> | Date | Description | Cash Out | Cash In | Match Summary | Processed By | Balance | | | | |
| <input type="checkbox"/> | 03/07/2023 | SHARE TRADE WITHDRAWAL TO CMC MARKETS STOC C23094476 | \$12,069.90 | | Matched: Listed Security Acquisition | Automated Scan & Save | \$86,298.86 | | | | |
| <input type="checkbox"/> | 04/07/2023 | TRANSFER FROM CMC MARKETS STOC C23108755 | | \$5,010.10 | Matched: Listed Security Disposal | Automated Scan & Save | \$91,308.96 | | | | |
| <input type="checkbox"/> | 04/07/2023 | TRANSFER FROM CMC MARKETS STOC C23108658 | | \$8,010.10 | Matched: Listed Security Disposal | Automated Scan & Save | \$99,319.06 | | | | |
| <input type="checkbox"/> | 05/07/2023 | TRANSFER FROM CMC MARKETS STOC C23119699 | | \$7,900.10 | Unmatched | Automated Scan & Save | \$107,219.16 | | | | |
| <input type="checkbox"/> | 06/07/2023 | TRANSFER FROM CMC MARKETS STOC C23138463 | | \$8,012.76 | Unmatched | Automated Scan & Save | \$115,231.92 | | | | |
| <input type="checkbox"/> | 07/07/2023 | TRANSFER FROM CMC MARKETS STOC C23146411 | | \$7,030.10 | Unmatched | Automated Scan & Save | \$122,262.02 | | | | |
| <input type="checkbox"/> | 07/07/2023 | TRANSFER FROM CMC MARKETS STOC C23151392 | | \$14,329.24 | Unmatched | Automated Scan & Save | \$136,591.26 | | | | |
| <input type="checkbox"/> | 11/07/2023 | SHARE TRADE WITHDRAWAL TO CMC MARKETS STOC C23176812 | \$11,949.90 | | Unmatched | Automated Scan & Save | \$124,641.36 | | | | |
| <input type="checkbox"/> | 12/07/2023 | SHARE TRADE WITHDRAWAL TO CMC MARKETS STOC C23197886 | \$14,660.99 | | Unmatched | Automated Scan & Save | \$109,980.37 | | | | |
| <input type="checkbox"/> | 21/07/2023 | TRANSFER FROM CMC MARKETS STOC C23294783 | | \$43,067.67 | Unmatched | Automated Scan & Save | \$153,048.04 | | | | |
| <input type="checkbox"/> | 24/07/2023 | TRANSFER FROM CMC MARKETS STOC C23305383 | | \$21,683.72 | Unmatched | Automated Scan & Save | \$174,731.76 | | | | |
| <input type="checkbox"/> | 24/07/2023 | SHARE TRADE WITHDRAWAL TO CMC MARKETS STOC C23306465 | \$20,735.54 | | Unmatched | Automated Scan & Save | \$153,996.22 | | | | |
| <input type="checkbox"/> | 25/07/2023 | SHARE TRADE WITHDRAWAL TO CMC MARKETS STOC C23318411 | \$20,175.13 | | Unmatched | Automated Scan & Save | \$133,821.09 | | | | |
| <input type="checkbox"/> | 26/07/2023 | TRANSFER FROM CMC MARKETS STOC C23340248 | | \$7,540.10 | Unmatched | Automated Scan & Save | \$141,361.19 | | | | |
| <input type="checkbox"/> | 26/07/2023 | TRANSFER FROM CMC MARKETS STOC C23336817 | | \$9,222.60 | Unmatched | Automated Scan & Save | \$150,583.79 | | | | |
| <input type="checkbox"/> | 26/07/2023 | SHARE TRADE WITHDRAWAL TO CMC MARKETS STOC C23340025 | \$7,484.90 | | Unmatched | Automated Scan & Save | \$143,098.89 | | | | |
| <input type="checkbox"/> | 26/07/2023 | SHARE TRADE WITHDRAWAL TO CMC MARKETS STOC C23340648 | \$18,493.86 | | Unmatched | Automated Scan & Save | \$124,605.03 | | | | |
| <input type="checkbox"/> | 26/07/2023 | SHARE TRADE WITHDRAWAL TO CMC MARKETS STOC C23337799 | \$18,734.04 | | Unmatched | Automated Scan & Save | \$105,870.99 | | | | |
| <input type="checkbox"/> | 27/07/2023 | TRANSFER FROM CMC MARKETS STOC C23350122 | | \$9,420.10 | Unmatched | Automated Scan & Save | \$115,291.09 | | | | |
| <input type="checkbox"/> | 28/07/2023 | SHARE TRADE WITHDRAWAL TO CMC MARKETS STOC C23362553 | \$19,464.59 | | Unmatched | Automated Scan & Save | \$95,826.50 | | | | |
| <input type="checkbox"/> | 31/07/2023 | TRANSFER FROM CMC MARKETS STOC C23387282 | | \$7,320.10 | Unmatched | Automated Scan & Save | \$103,146.60 | | | | |
| <input type="checkbox"/> | 31/07/2023 | TRANSFER FROM CMC MARKETS STOC C23376282 | | \$8,290.35 | Unmatched | Automated Scan & Save | \$111,436.95 | | | | |
| <input type="checkbox"/> | 31/07/2023 | TRANSFER FROM CMC MARKETS STOC C23376967 | | \$8,350.10 | Unmatched | Automated Scan & Save | \$119,787.05 | | | | |
| <input type="checkbox"/> | 31/07/2023 | TRANSFER FROM CMC MARKETS STOC C23380596 | | \$9,485.10 | Unmatched | Automated Scan & Save | \$129,272.15 | | | | |
| <input type="checkbox"/> | 31/07/2023 | TRANSFER FROM CMC MARKETS STOC C23376718 | | \$13,180.10 | Unmatched | Automated Scan & Save | \$142,452.25 | | | | |
| <input type="checkbox"/> | 03/08/2023 | TRANSFER FROM CMC MARKETS STOC C23428627 | | \$10,330.10 | Unmatched | Automated Scan & Save | \$152,782.35 | | | | |

KENRICK FAMILY SUPER FUND

INVESTMENT STRATEGY

Investment Objectives

The Investment objectives of the Fund are to ensure that the Fund provides a reasonable degree of security of capital through diversification of investments, while producing long-term growth and sufficient liquidity to meet the trustees' obligations for termination and retirement payments as they fall due. The fund was in Pension Mode from 1 July 2013 until 30 June 2017 when, as a result of changes to Tax legislation, both members elected to return all of their funds to Accumulation Mode. The Fund aims to obtain a long run real annual return of 4%.

Investment Criteria

To achieve the outlined objectives the Trustees will invest in a diversified portfolio of assets having regard to the applicable Superannuation Industry (Supervision) Act 1993. The Trustees will have regard to all the circumstances relevant to any decision, including, but not limited to:

- the risk involved in making, holding and realising the investment
- likely return from the investment
- the liquidity of the investment having regard to expected future cash flow requirements
- the ability of the trustees to discharge existing and prospective liabilities
- the disposition of the Fund's investments as a whole, including the level of diversity.

In respect of equity investments, specific criteria for initial investment are:

- Published net tangible assets should be positive
- Prospective price/earnings ratio should be less than 20

However the above criteria will not oblige the Trustees to dispose of an existing investment merely because the investee ceases to meet the criteria subsequent to purchase. In addition where the majority of a company's assets consist of land and the shares are trading at a significant discount to published net tangible assets, the trustees may waive the P/E criterion.

Other than in respect of bank deposits and Real Estate Investment Trusts (REITs), exposure to a single entity shall not exceed \$400,000. Exposure to individual REITs shall not exceed \$500,000.

Investment allocation

Having regard to the above criteria, the investments for the Fund may comprise:

- Bank Accounts, including Term Deposits and Cash Management Accounts
- Debt obligations of Australian state and federal governments
- Securities listed on the Australian Stock Exchange, including REITs, other investment trusts, preference shares, hybrid securities, FRNs and Exchange Traded Funds

In view of the administrative burden and lack of liquidity involved in direct real estate investment, the Trustees prefer to gain exposure to the real estate market through listed vehicles rather than through direct investment.

When the fund was established in 2007, the stock market was in the final stage of a bull market funded by a huge expansion of global liquidity. The trustees had thought it wiser at the time to retain most of the assets in cash, term deposits and hybrid securities. In June 2008 the trustees adopted a range of 30-50% for equities.

In view of the collapse of the stock market in late 2008 and subsequent reductions in the RBA cash rate, the Trustees adopted a 75% target for equities in May 2009. In November 2011 the RBA started a series of reductions in the cash rate which reached 0.1% in November 2020. The CPI rose by 3.5% during the year to December 2021 but inflation in tradables was higher at 4.9%. Since that date there has been a large increase in fuel prices due to Russia's invasion of Ukraine and the EU and USA response. The cash rate is therefore punishingly negative in real terms. The likely reaction of the RBA to increasing inflation will be an increase in the cash rate resulting in a fall in the Australian Stock Market (ASX). Although the ASX fell significantly in the run up to the invasion, the ASX 200 has since recovered to around the 7400 mark where it was for the last six months of 2021. The trustees believe that due to geopolitical uncertainties combined with high oil prices, GDP growth will remain negative or subdued in the near future. Notwithstanding the poor outlook for shares, negative real interest rates make interest bearing investments equally unattractive.

High inflation and falling GDP (or "stagflation" as it was dubbed by the Economist in the 1970s) give the RBA nowhere to turn. In these circumstances experience of the 1970s and 1980s suggests that equities may fall but those companies who remain solvent will eventually recover whereas cash and interest bearing securities will not. FRNs would be attractive but there are no longer many on offer.

In view of the uncertainties, the trustees have maintained the target range for equities (including REITS) at 65% to 80%, with the balance of the fund in hybrids, term deposits and cash. This was designed to reduce exposure to equities temporarily before an increase in global interest rates and also reflects the reduced requirement for pension payments. Although members requested a return to accumulation mode as a result of the introduction of the \$1.6 million cap of pension mode assets starting on 1 July 2017, \$3.2 million of the fund will likely return to pension mode in the medium term. Following the retirement of Robert Kenrick from the board of Fubon Bank (Hong Kong) Ltd in August 2020, both members are fully retired. The minimum distribution required of the funds in pension mode will be 5% of \$3.2 million for the next five years or around 3% of total funds annually. The range around 70% equities proved effective during the recent volatility in the stock market and the trustees expect further volatility as a result of global political and economic developments outlined above.


Life Insurance

In view of the age of the members, the sufficiency of assets in the fund, and the fact that no other assets of the members (including their residence) are encumbered, the trustees do not consider that life insurance is appropriate. While there is a place for annuities in some funds in pension mode, the members' accounts are sufficient to provide a reasonable income to age 100 for both members. The fund will not therefore be buying an annuity.

Review of the Investment objectives/strategies:

The Trustees will formally review the Investment Strategy at least once per year with the presentation of end of financial year statements. The Trustees may amend or revise the Investment Strategy at other times as required by changing circumstances.

Signed on behalf of the Trustees:



28 March 2022

Self Managed Superannuation Fund

Kenrick Family Super Fund

TRUST DEED

Anthony Peterson & Co., Lawyers
Level 5, 170 Queen Street, Melbourne Vic 3000
Telephone: 03 9602 1522
Email: admin@supereasy.com.au

| Table of Contents | Page |
|---|-------------|
| RECITALS | 3 |
| OPERATIVE PROVISIONS | 3 |
| THE RULES | 3 |
| 1. INTERPRETATION | 3 |
| 2. ASSETS AND INVESTMENTS | 8 |
| 3. ADMINISTRATION | 9 |
| 4. APPOINTMENT, REMOVAL AND NUMBER OF TRUSTEES | 10 |
| 5. COVENANTS BY TRUSTEE | 10 |
| 6. TRUSTEES GENERALLY | 11 |
| 7. ADMISSION OF EMPLOYEES OF EMPLOYERS | 14 |
| 8. RECORDS, DISCLOSURE, OF INFORMATION AND AUDIT | 15 |
| 9. ELIGIBILITY AND MEMBERSHIP | 15 |
| 10. CONTRIBUTIONS | 16 |
| 11. ACCOUNTS | 17 |
| 12. BENEFITS | 20 |
| 13. PAYMENT OF BENEFITS | 20 |
| 14. FORFEITED BENEFITS | 23 |
| 15. TRANSFERS FROM AND TO OTHER FUNDS | 24 |
| 16. TERMINATION OF TRUST | 24 |
| 17. AMENDMENT OF DEED | 26 |
| 18. MISCELLANEOUS | 26 |
| ATTESTATION CLAUSES | 27 |
| PARTICULARS OF THE FUND | 28 |

RECITALS

- A. The Trustee has decided to establish and indefinitely continuing a regulated self-managed superannuation fund (the “Fund”).
- B. The Trustee has agreed to act as the first trustee of the Fund.

OPERATIVE PROVISIONS

1. The Trustee Declares that the primary purpose of the Fund is to ensure that the benefits to which the Members are entitled shall be applied in payment to them of old-age pensions in accordance with the Rules and the Statutory requirements but that the benefits may be commuted to a lump sum pursuant to the Rules.
2. The Fund shall come into operation on the date of this deed (“commencement date”).
3. The “**Rules**” means the rules and schedules attached hereto as amended from time to time, and they shall have effect as if set out in the body of this deed.
4. The assets of the fund shall be vested in the Trustee upon trust to apply the same in the manner set forth in the Rules.
5. The Fund shall be managed and administered in all respects according to the Rules.
6. The power of appointing and removing Trustees shall be as provided in the Rules.
7. The provisions of this deed may be amended in the manner set out in the Rules.
8. This deed and the Rules shall be governed by and construed in accordance with the laws of Sth Australia.

THE RULES

1. INTERPRETATION

- 1.1 In this deed and in these Rules unless the context indicates otherwise the following words and expressions have the following meanings:

“**Accumulated contributions**” shall mean in respect of a Member his actuarial interest in the fund determined as follows:

- (a) each 30 June the Trustee shall determine, upon a basis determined after taking such advice as it considers necessary

(including advice from the actuary appointed to the Fund, if any), in respect of each person who was at any time a Member during the previous 12 months, the accumulated contributions in respect of such Member. Regard shall be had in making such determination to the contributions made by or in respect of the Member, earnings or losses, relating to such contributions, any contributions tax liability relating to such contributions, and the insurance premiums paid in respect of that Member;

- (b) the accumulated contributions in respect of each Member at a date other than 30 June shall be the accumulated contributions at the previous 30 June, less insurance premiums paid by the Trustee in respect of the Member since the previous 30 June, plus or minus such additional amount (referable to the earnings or losses as the case may be relating to such accumulated contributions during the period since the previous 30 June) as the Trustee thinks appropriate in the circumstances PROVIDED ALWAYS that at any particular date the Accumulated contributions in respect of a Member shall include any amount received by the Trustee under any policy or policies of insurance, assurance or endowment effected in respect of the Member; and
- (c) benefits payable in respect of a Member shall be debited to that Member's Accumulated contributions, but pending the exhaustion of such Accumulated contributions they shall continue to attract their proportion of the net income of the Fund and shall suffer their proportion of any losses.

“Act” means The Superannuation Industry (Supervision) Act 1993.

“Allocated Pension Account” means an account to which a Member's eligible termination payment is rolled over and from which pension payments are made under these Rules.

“Approved Deposit Fund” means a fund established for the purpose of qualifying as such under the Income Tax Assessment Act 1936 and which satisfies all Statutory Requirements.

“Binding Death Benefit Nomination” means the process followed pursuant to the Act whereby a Member gives a notice to the Trustee requiring the Member's benefit to be paid on his or her death to Dependants or the legal personal representative.

“Complying Superannuation Fund” means a superannuation fund which satisfies all Statutory Requirements for the purposes of the Income Tax Assessment Act 1936 – and thereby receives a concessional taxation treatment.

“Contributions Splitting” means Members are allowed to split certain superannuation contributions with their Spouse and have them transferred into their spouse's account.

“Dependants” means the Spouse and children (including posthumous children) of a Member who are at the relevant time dependent in whole or in part upon the Member for their financial maintenance and support.

“Eligible Person” means: a person who is eligible to be accepted by the Trustee as a Member of the fund in accordance with the Act.

“Employer” means a person or company by whom a Member is employed whether on a full-time or part-time basis, and in relation to any particular Member the Employer by whom that Member is for the time being employed. Reference to the Employer in any Rule requiring the exercise of any discretion, any agreement, determination or approval of any matter, or a decision, opinion, appointment or declaration by it, shall in the case of an Employer being a company mean the Principals of such Employer or any person appointed by the Principals of such Employer to act on their behalf. The Trustee may also be an Employer hereunder if it employs any Eligible Person who applies to be a Member and is admitted to membership of the Fund.

“Financial year” means a period of 12 calendar months ending on the last day of June, or any part of such a period that may occur at the commencement or termination of the Fund.

“Fund Earning Rate” means that rate or rates determined by the Trustee in its absolute discretion that may apply to any Member’s account to determine the Member’s benefits.

“Government Co-Contribution” means a Government co-contribution payable under the Superannuation (Government Co-Contribution For Low Income Earners) Act 2003.

“Independent Trustee” means a Trustee of the fund who:

- (i) is not a member of the fund; and
- (ii) is neither an Employer-sponsor of the fund nor an associate of such an Employer-sponsor; and
- (iii) is neither an employee of an Employer-sponsor of the fund nor an employee of an associate of such an Employer-sponsor; and
- (iv) is not, in any capacity, a representative of a trade union, or other organisation, representing the interests of one or more members of the fund; and
- (v) is not, in any capacity, a representative of an organisation representing the interests of one or more Employer-sponsors of the fund.

“Individual Trustee” in relation to a fund, scheme or trust, means an individual who is a Trustee of the fund, scheme or trust.

“Interdependency relationship” has the meaning set out in section 10A of the Act.

“Independent Director” means the independent director as defined in the Act as follows in relation to a corporate Trustee of a fund, means a director of the corporate Trustee who:

- (i) is not a member of the fund; and
- (ii) is neither an Employer-sponsor of the fund nor an associate of such an Employer-sponsor; and
- (iii) is neither an employee of an Employer-sponsor of the fund nor an employee of an associate of such an Employer-sponsor; and

- (iv) is not, in any capacity, a representative of a trade union, or other organisation, representing the interests of one or more members of the fund; and
- (v) is not, in any capacity, a representative of an organisation representing the interests of one or more Employer-sponsors of the fund.

“Mandated Employer Contributions” means contributions by or on behalf of an Employer, comprising contributions which reduce the Employer’s potential liability for the superannuation guarantee charge imposed by Section 5 of the Superannuation Guarantee Charge Act 1992, or payments of shortfall components and contributions towards satisfaction of the Employer’s obligations under an award made on or after 1 July 1986 by an industrial authority as defined in the Statutory Requirements.

“Member” means:

- (i). an Eligible person who has met all of the requirements of this Fund and has been admitted to membership of the Fund as provided in Rule 7; and
- (ii). former Members who continue to have rights or contingent rights to benefits under this Fund; and
- (iii). any Member as defined in the Act.

“Non-Commutable Income Stream” means an income that cannot be converted into a lump sum payment, except in accordance with the Act.

“Preservation age” means a person’s preservation age depending on the birth date of the person as set out in the table below:

| Date of birth | Preservation age |
|----------------------------|-------------------------|
| Before 1 July 1960 | 55 |
| 1 July 1960 – 30 June 1961 | 56 |
| 1 July 1961 – 30 June 1962 | 57 |
| 1 July 1962 – 30 June 1963 | 58 |
| 1 July 1963 – 30 June 1964 | 59 |
| After 30 June 1964 | 60 |

“Principals” means the directors for the time being of the relevant Employer.

“Retire” means cease to be engaged in the business, trade, profession, vocation, calling, occupation or employment in which the Member is for the time being engaged. A Member who ceases to devote at least 10 hours per week to a business, trade, profession, vocation, calling, occupation or employment shall be deemed to have retired from that business, trade, profession, vocation, calling, occupation or employment.

“Self Managed Superannuation Fund (SMSF)” is a fund with less than 5 members. The Australian Taxation Office regulates superannuation funds that meet the definition of a SMSF.

“Spouse” means the legal Spouse of a Member, or any person with whom the Member has an **Interdependency relationship**, and any previous Spouse or any person with whom the Member has an **Interdependency relationship** who is dependent upon the Member.

“Statutory Requirements” means the requirements imposed under any law or by any Statutory Authority, which must be satisfied by a superannuation fund or any Approved Deposit Fund, as the case may be, in order to qualify for income tax concessions.

“Statutory Authority” means, as the case may require, any one or more of the Insurance and Superannuation Commissioner, the Commissioner of Taxation, or any other governmental authority responsible for administering the Statutory Requirements.

“Total and Permanent Disablement” has the same meaning which it has under any policy of insurance which the Trustee has obtained for the purpose of providing a benefit on a Member’s Total and Permanent Disablement. In the absence of any such policy, or any relevant definition in such a policy, or if the Trustee otherwise determines, a Member shall be deemed to suffer Total and Permanent Disablement if that person has, in the opinion of the Trustee (after have regard to such medical evidence as the Trustee considers appropriate) become incapacitated through illness, accident or injury to such extent as to render that person unlikely ever to be able to resume that person’s usual occupation or any occupation of a similar nature.

“Temporary Incapacity” means an incapacity to work that has required a member to temporarily ceased work due to physical or mental ill health which does not constitute "permanent incapacity" and for which the member has no remaining sick leave benefits.

“Transition to Retirement” means **Members** can access their superannuation benefits, once they reach their **Preservation Age**, in the form of a **Non-Commutable income stream**.

“Trustee” for Non Corporate Trustees means each member acting jointly and where required or permitted by the Act includes a relative or any Independent Trustee, and for a Corporate Trustee means the incorporated body whose board of directors is composed of the Directors who are Members, and where required or permitted by the Act includes a relative or any Independent Director.

1.2 Unless the context indicates otherwise:

- (a) words importing the singular shall include the plural and vice versa;
- (b) words importing one gender shall include each other gender;
- (c) references to a person shall be construed as references to an individual, firm, body corporate, association, government or governmental authority; and
- (d) references to statutes (including any section thereof) shall include all statutes amending, consolidating or replacing them.

1.3.1 Headings inserted in any Rule are for convenience only and shall not affect the interpretation of the Rules.

- 1.3.2 Any reference to a Member's age as it relates to an entitlement or a restriction upon payment should be read as amended by legislation from time to time.
- 1.3.3 The above definitions are at all times subject to the definitions set out in the Act and any conflict between the definitions set out in this deed and those in the Act will be resolved by adopting the definitions within the Act.
- 1.4 Any amendment to the Act or any other enactment of the Australian Government which effects any provision of this deed will be incorporated into the deed and the effected provision amended accordingly.

2. ASSETS AND INVESTMENTS

- 2.1 The assets of the Fund shall be held by the **Trustee** upon trust to be applied in accordance with the provisions of these Rules.
- 2.2 The expenses of the operation of the Fund shall be paid out of the Fund.
- 2.3 Subject to the **Statutory Requirements** all moneys received by the **Trustee** but not required to meet current payments may, in the absolute discretion of the **Trustee**, either be and remain on deposit in the name of the **Trustee**, or be reinvested directly or indirectly, in any manner in which the **Trustee**, if it were personally entitled to such assets, could invest. Without restricting the generality of the foregoing such may be invested:
- (a) on deposit with any bank, company or financial institution;
 - (b) in the purchase or acquisition of or at interest upon the security of such real or personal property of whatsoever nature and wheresoever situate and whether or not subject to encumbrances or involving liabilities of any kind as the **Trustee** shall think fit;
 - (c) in the shares, notes, options, debentures or other securities of any company or the securities of any government, semi-governmental body or public authority;
 - (d) in units of any common fund, property trust or unit trust; or
 - (e) in any policies of life insurance, assurance or endowment, including policies providing a sum or sums on the death, or disablement of a Member, with full power to vary, replace, encumber and otherwise deal with such investments as fully and effectively as a person absolutely and beneficially entitled dealing with his own property may do so **PROVIDED THAT** the **Trustee** shall not invest in:
 - (1) loans to Members; or

- (2) loans to or investments in Employers or associates of Employers which do not comply with **Statutory Requirements**.
- 2.4 Any investments may be held in such names including the name of a nominee (whether an individual or a corporation) as the **Trustee** shall from time to time determine.
- 2.5 The **Trustee** may borrow money if:
 - (a) the purpose is to enable the **Trustee** to make a payment to a beneficiary which the **Trustee** is required to make and which, apart from the borrowing, the **Trustee** would not be able to make;
 - (b) the period of the borrowing does not exceed 90 days; and
 - (c) the total amount borrowed by the **Trustee** does not exceed 10% of the value of the assets of the Fund.
- 2.6 The **Trustee** shall also be entitled to borrow money if:
 - (a) the purpose is to enable the **Trustee** to pay for bonds, debentures, stock, bills of exchange or other securities, shares in a company, units in unit trusts, futures contracts, forward contracts, interest rate swap contracts, currency swap contracts, forward exchange rate contracts, forward interest rate contracts, a right or option in respect of such a security, share, unit, contract or policy, any similar financial instrument, and foreign currency;
 - (b) at the time when the investment decision was made it was likely that the borrowing would not be needed;
 - (c) the borrowing is not taken under a written determination from the approved regulator under the **Act**, to be exempt from this paragraph;
 - (d) the period of the borrowing does not exceed 7 days; and
 - (e) the total amount borrowed by the **Trustee** does not exceed 10% of the value of the assets of Fund.

3. ADMINISTRATION

- 3.1 Every Member shall have the right to inspect a copy of these Rules at the address of the **Trustee** during usual business hours.
- 3.2 Every Member and every person claiming a benefit shall, from time to time, give to the **Trustee** such information and produce to it such documents, as the **Trustee** considers are required for the purpose of putting these Rules into effect, and for arranging insurances for the purposes of the Fund.

4. APPOINTMENT, REMOVAL AND NUMBER OF TRUSTEES

4.1 So long as the Fund is a **SMSF** fund and subject to the requirements of the **Act**:

- (a) the Members may at any time by a notice in writing signed by at least 75% of them and given to the **Trustee** remove any one or more of the **Trustees** and appoint another **Trustee** of the Fund; or
- (b) unless the **Trustee** is a Corporate **Trustee**, or unless there are at least 2 Members, there shall be at least 2 **Trustees**.

5. COVENANTS BY TRUSTEE

In the exercise of its powers and the discharge of its duties and responsibilities as **Trustee** of the Fund, the **Trustee** shall perform and observe the following covenants:

- (a) to Act honestly in all matters concerning the Fund;
- (b) in relation to all matters affecting the Fund to exercise the same degree of care, skill and diligence as an ordinary prudent person would exercise in dealing with property of another for whom that person felt morally bound to provide;
- (c) to ensure that the **Trustee's** duties and powers are performed and exercised in the best interests of the Members;
- (d) to keep the money and other assets of the Fund separate from any money and assets that are held by the **Trustee** personally or that are money or assets of a standard **Employer**-sponsor or an associate of a standard **Employer**-sponsor of the Fund;
- (e) not to enter into any contract or do anything else, which would prevent or hinder the **Trustee** from properly performing or exercising its functions and powers;
- (f) to formulate and give effect to an investment strategy that has regard to the whole of the circumstances of the Fund, including but not limited to:
 - (i) the risk involved in making, holding and realising and the likely return from Fund's investments, having regard to its objectives and its expected cash flow requirements;
 - (ii) the composition of the Fund's investments as a whole, including the extent to which they are diverse or involve the Fund in being exposed to risks from inadequate diversification;
 - (iii) the liquidity of the Fund's investments, having regard to its expected cash flow requirements; and

- (iv) the ability of the Fund to discharge its existing prospective liabilities.
- (g) to formulate and give effect to a strategy for the prudential management of any reserves of the Fund consistent with the Fund's investment strategy and its capacity to discharge its liabilities (whether actual or contingent) as and when they fall due;
- (h) to allow a Member access to any prescribed information or any prescribed documents; and
- (i) to **Act** in accordance with any valid Nominated Death Benefit provided by the member.

The covenant referred to in Rule 5(e) shall not prevent the **Trustee** from engaging or authorising persons to do acts or things on its behalf. An investment strategy shall be taken to be in accordance with Rule 5(f), even if it provides for a specified beneficiary or specified class of beneficiaries to give directions to the **Trustee** where:

- (a) the directions relate to the strategy to be followed by the **Trustee** in relation to the investment of particular asset or assets of the Fund; and
- (b) the directions are given in circumstances covered by the relevant law.

If, at any time, the relevant law prescribes covenants additional to those set out in Rule 5, those additional covenants shall be deemed to be included in these Rules.

6. TRUSTEES GENERALLY

- 6.1 Upon a change of **Trustee**, the retiring **Trustee** or **Trustees** shall execute all transfers, deeds or other documents necessary to transfer investments or moneys into the name or of the new **Trustee** or **Trustees**.
- 6.2 Without prejudice to the powers vested in the **Trustee** by the deed and the Rules or otherwise, the **Trustee** shall have the following powers:
 - (a) to purchase or otherwise acquire, and to sell or otherwise dispose of property, rights or privileges, which the **Trustee** is authorised, to acquire or dispose of on such terms and conditions as it shall think fit;
 - (b) to appoint at its discretion remove or suspend any actuary, auditor, investment managers, administration managers, secretaries, clerks, agents and other servants or appoint them for permanent, temporary or special services as it from time to time thinks fit, determine the powers and duties to be delegated to them and fix their salaries or emoluments. The **Trustee** may require security in such instances and to such amount as it may

think fit, and any person so employed or engaged shall be deemed for the purpose of the Rules to be employed or engaged by the **Trustee**;

- (c) to institute, conduct, defend, compound or abandon any legal proceedings by or against the Fund or its officers or otherwise concerning the affairs of the Fund and to compound and allow time for payments or satisfaction of any debts due and of any claims or demands by or against the Fund;
- (d) to refer any claims or demands by or against the Fund to arbitration and observe and perform the awards;
- (e) to make and give receipts, releases and other discharges for money payable to the Fund and for the claims and demands of the Fund;
- (f) to open bank accounts and to retain on current or deposit account at any bank such moneys as it considers proper and to make regulations for the operation of such bank accounts including the signing and endorsing of cheques in connection therewith;
- (g) to determine who shall be entitled to sign on the Fund's behalf receipts, acceptances, endorsements, releases, contracts and documents;
- (h) to pay benefits out of the Fund to persons entitled;
- (i) to decide, as and when the need shall arise, who are **Dependants** for the purposes of these Rules;
- (j) in case of the mental or physical ill-health, or incapacity of a person entitled to benefits, to pay or apply such benefits or any part thereof at its discretion to, or for the benefit of, such person and the **Dependants** of such person, or any of them as the case may be, without being responsible for seeing to the application of payments under this paragraph, or payments made in the exercise of any other power vested in the **Trustee** by the deed and the Rules; and
- (k) to take and **Act** upon the opinion of any legal practitioner whether in relation to the interpretation of the deed, the Rules or any other document or statute or as to the administration of the trusts hereof, without being liable to any Members or their **Dependants** in respect of any **Act** done by it in accordance with such opinion.

6.3 The **Trustee** shall not be liable for any **Act** or default done or omitted in good faith in the administration of the Fund or for any loss or damage incurred by the Fund and shall be fully indemnified by the Fund for any **Act** done or omitted in good faith in administering the Fund, unless:

- (a) the **Trustee** fails to **Act** honestly; or

- (b) intentionally or recklessly fails to exercise the degree of care and diligence that the **Trustee** is required by law to exercise; or
- (c) the liability is for a monetary penalty under a civil penalty order made pursuant to the **Statutory Requirements**.

The **Trustee** shall not in any circumstances be entitled to indemnity, reimbursement or recompense from the Members or any of them or any other person entitled to benefits from the Fund and the Members shall not be liable for the debts of the Fund.

6.4 For the purposes of the deed and the Rules, the **Trustee** shall be entitled to regard an exercise of a discretion, or the giving of any instruction or other authorisation made orally, or written and signed by, or purported to be signed by, a principal for the time being of any **Employer** as a valid exercise of discretion, instruction or other authorisation of the **Employer**.

6.5 Where there is more than one **Trustee**, the **Trustees**:

- (a) may meet together for the dispatch of business;
- (b) may adjourn and otherwise regulate their meetings as they think fit;
- (c) may determine the quorum necessary for the transaction of business provided it is no less than 2/3rds of the **Trustees**;
- (d) shall appoint a chairman for the time being or from time to time or of each meeting; and
- (e) may **Act** on any resolution approved by 2/3rds of the **Trustees**.

Where the **Trustees** cannot agree upon a chairman for the time being, or from time to time, or of a particular meeting, the chairman shall be the **Trustee** chosen by the **Trustees** present for the meeting. A determination by 2/3rds of the **Trustees** shall for all purposes be deemed a determination of the **Trustees**.

6.6 Where there is more than one **Trustee**, a resolution in writing, signed by all the **Trustees** for the time being, shall be as valid and effectual as if it had been duly passed at a meeting of the **Trustees** duly convened and held. Any such resolution may consist of several documents in like form, each signed by one or more **Trustees**.

6.7 If the **Trustee** is a company, then such a company may exercise or concur in exercising any discretion or power conferred on the **Trustee** by the deed or by these Rules by a resolution of its directors or governing body in accordance with the company's memorandum and rules of association or constituent document. Such a company may delegate the right and power to exercise, or concur in exercising any such discretion or power, to one or more members of its board of directors or governing body, appointed as aforesaid from time to time by the said directors or governing body for the purpose.

6.8 Any **Individual Trustee** (where the **Trustee** is a company, any director or other officer of the **Trustee**) may exercise or concur in

exercising all powers, authorities and discretions conferred on the **Trustee** by the deed or by these Rules, or by law given to the **Trustee** notwithstanding that it, or he respectively, may have a direct or other personal interest in the mode or result of exercising any such power, authority or discretion. Any **Trustee** or director or officer as aforesaid may abstain from acting except as a merely formal party in any manner in which he may be so personally interested.

- 6.9 Subject to the **Statutory Requirements**, the **Trustee** in the exercise of the powers, authorities and discretions vested in it by this deed and these Rules shall have an absolute and uncontrolled discretion. The **Trustee** may exercise or enforce all or any of those powers, authorities and discretions at any time, and from time to time, or may refrain from exercising all or any of them from time to time, or at all.
- 6.10 Where there is more than one **Trustee**, the **Trustees** may, from time to time, delegate to any one or more of their number the right and power on behalf of the **Trustees** to sign, draw, accept, make, endorse, issue, discount or otherwise execute, (as the case may be) all or any cheques, promissory notes, drafts, bills or exchange, bills of lading and other negotiable or transferable instruments all or any receipts for money paid to the **Trustees**, and all or any other documents connected with the due administration of the Fund, or with this deed or these Rules. The **Trustees** may similarly delegate such rights and powers to any secretary of the Fund or to any administrator or investment manager appointed by them.
- 6.11 The **Trustee** may cause:
- (a) minutes of any proceedings of meetings of the **Trustee**, as the case may be, to be entered in books kept for that purpose; and
 - (b) those minutes to be signed by the chairman of the meeting at which the proceedings were had or by the chairman of the next succeeding meeting.
- 6.12 Any minutes entered in accordance with Rule 6.11(a) in books kept for that purpose that purport to be signed as provided in Rule 6.11(b) shall be evidence of the proceedings and, until the contrary is proved, the meeting shall be deemed to have been duly held and convened.

7. **ADMISSION OF EMPLOYEES OF EMPLOYERS**

- 7.1 the **Trustee** may admit to the Fund any Eligible person employed by an **Employer** if that person and the **Employer** have been approved by the **Trustee** and have agreed in writing to be bound by these Rules.
- 7.2 On such admission the **Trustee** may make such arrangements as it shall think fit with the **Employer** regarding the terms on which its employee is to be admitted to membership of the Fund.

8. RECORDS, DISCLOSURE OF INFORMATION AND AUDIT

- 8.1 The **Trustee** shall keep or cause to be kept a complete record of all persons who become Members of the Fund and of the income and expenditure of the Fund and all other matters essential for the working of the Fund.
- 8.2 The **Trustee** shall appoint an auditor to the Fund, or a firm of such persons, who shall comply with all **Statutory Requirements** and may remove any such auditor.
- 8.3 The **Trustee** shall each **Financial Year** cause to be prepared an income and expenditure account and balance sheet of the Fund which shall, if the **Trustee** thinks fit, or if necessary to comply with **Statutory Requirements**, and within any time limits specified by **Statutory Requirements**, be audited by the auditor. The auditor shall have access to all papers accounts and documents connected with the Fund and shall report in writing to the **Trustee** the result of such audit, if any and where relevant, within the time limits specified by **Statutory Requirements**.
- 8.4 The **Trustee** shall disclose to Members such information, at the time and in the manner, prescribed in **Statutory Requirements** to be so disclosed to Members.
- 8.5 The **Trustee** shall comply with the **Statutory Requirements** concerning records of the Fund and their retention.

9. ELIGIBILITY AND MEMBERSHIP

- 9.1 Any Eligible Person may make application in writing to the **Trustee** in a form prescribed by the **Trustee**, from time to time, to join the Fund. Until the **Trustee** determines to the contrary such form of application shall be in the form appended to these Rules. Every such application shall include full details of the Eligible person's membership of any **Approved Deposit Fund** and **Complying Superannuation Fund**, and shall also include an undertaking by the Eligible person to notify the **Trustee** immediately if he becomes a member of any other **Complying Superannuation Fund** or **Approved Deposit Fund**.
- 9.2 The **Trustee** may accept or refuse any application for membership in its absolute discretion and shall not be required to assign any reason for any refusal.
- 9.3 A person shall become a Member from the date when notice in writing by the **Trustee** that it approves that person's application has been given to that person.
- 9.4 A person ceases to be a Member on the happening of the first of the following:
 - (a) when that Member dies;
 - (b) when the total amount of all amounts payable under the Rules in respect of membership has been paid; or

- (c) when any agreement, court order or approved settlement is made pursuant to the *Family Law Legislation Amendment (Superannuation) Act 2001*; or
 - (d) when under the Rules any benefit payable to that Member or any person on that Member's account ceases to be payable.
- 9.5 Each Member shall, by virtue of making an application to join the Fund, be deemed to have consented to be bound by the provisions of this deed and the Rules.

10. CONTRIBUTIONS

10.1 Subject to the provisions of this Rule and the Act:

- (a) a Member may contribute to the Fund at such rate and in such manner as that Member determines;
- (b) with the consent of the Member, any other person (including a spouse of that Member and another Member) may make contributions to the fund in respect of that member.
- (c) the government may make a **Government Co-Contribution** to the fund in respect of any Member.
- (d) A Member may choose to offer **Contributions Splitting** to their **Spouse** for contributions made on or after 1 January 2006 in accordance with the Act.

10.2 No Member shall make a contribution to the Fund in any **Financial Year** which would bring the total amount of that Member's deductible contributions (as defined in the Income Tax Assessment Act 1936 (Cth)) made during that **Financial Year** to the Fund, and to any other **Complying Superannuation Fund**, above the limit approved from time to time by the **Statutory Authority PROVIDED THAT** if a Member is unable to make in any **Financial Year** the maximum approved deductible contribution to the Fund that Member may by additional deductible contributions in excess of the approved maximum in either or both of the next two succeeding Financial years make up all or any part of the deficiency **BUT** nothing in this Rule shall limit the amount of non-deductible contributions (as defined in the Income Tax Assessment Act 1936 (Cth)) which may be made to the Fund in any **Financial Year** by a Member.

10.3 If any Member ceases to be an Eligible Person, the Member shall not make any further contribution to the Fund until that Member shall again become an Eligible Person.

10.4 Subject to the provisions of this Rule, if and so long as a Member is employed, that Member's **Employer** may contribute to the Fund in respect of the Member at such rate as may be agreed from time to time between the **Employer**, the Member and the **Trustee**.

10.5 An **Employer** wishing to contribute to the Fund in respect of a Member shall make application to the **Trustee** in the form prescribed by the **Trustee** from time to time provided that every such application shall include an undertaking by the **Employer** to be bound by the provisions of this deed and Rules. Until the **Trustee** determines to the

contrary such form of application shall be in the form appended to these Rules.

- 10.6 No **Employer** shall make a contribution at any time to the Fund in respect of a Member which would make the total of the benefit of such Member or that Member's **Dependants** under the Fund, and the benefit payable to the Member or that Member's **Dependants** under any other **Complying Superannuation Fund**, or **Approved Deposit Fund**, exceed the amount as may from time to time be approved by the **Statutory Authority**.
- 10.7 An **Employer** may, at any time and from time to time, by notice in writing to the **Trustee** suspend payment of or reduce the contributions payable by it in respect of a Member.
- 10.8 The **Trustee** shall not accept from a Member or from any person in respect of a Member any contribution to the Fund while to its knowledge that Member continues not to be an Eligible person.
- 10.9 Within 60 days of becoming aware that a Member has ceased to be an Eligible person, the **Trustee** shall refund to the Member or to the other person making the same as the case may be, any contributions made to the Fund in respect of the Member since that Member ceased to be an Eligible person, and for the purpose of determining the Member's interest in the Fund it shall be assumed that such contributions were not made to the Fund.
- 10.10 If at any time the anticipated benefit payable hereunder to, or in respect of, a Member together with benefits payable to, or in respect of, that Member from any other **Complying Superannuation Fund** or **Approved Deposit Fund** of which the Member may be a participant or the contributions made by a Member hereunder together with contributions made by that Member to any **Complying Superannuation Fund** or **Approved Deposit Fund** of which such Member is a participant are deemed to be excessive, the **Trustee** may arrange for a reduction of such benefit or such contributions hereunder, as the case may be, but only to the extent that is necessary to comply with the **Statutory Requirements**.

11. ACCOUNTS

- 11.1 In relation to each Member who is an employee of an **Employer** (including the **Trustee** in its capacity as an **Employer**), the **Trustee** shall cause the following accounts to be opened and maintained in respect of each Member:
 - (a) an **Employer** contribution account in which shall be recorded:
 - (i) contributions to the Fund by an **Employer** (other than **Mandated Employer** contributions) in respect of the Member;
 - (ii) amounts debited to the account to pay premiums on policies of insurance effected to provide benefits on the death or disability of the Member;

- (iii) proceeds of policies of insurance effected to provide benefits on the death or disability of a Member;
 - (iv) amounts transferred to or from the forgone benefits account;
 - (v) any part of an amount transferred from another fund in respect of the Member which the **Trustee** has determined shall be credited to this account;
 - (vi) amounts credited or debited to this account in respect of the earnings of the Fund; and
 - (vii) any amounts debited to this account in respect of any contributions tax liability referable to amounts credited to this account.
- (b) A member contribution account in which shall be recorded:
- (i) contributions to the Fund by the Member;
 - (ii) Mandated **Employer** contributions;
 - (iii) amounts transferred from another fund in respect of the Member except to the extent that the **Trustee** has determined that the same shall be credited to the **Employer** contribution account in respect of the Member;
 - (iv) amounts credit or debited to this account in respect of earnings of the Fund;
 - (v) amounts debited to this account in respect of any contributions tax liability referable to amounts credited to this account; and
 - (vi) eligible termination payments which shall be credited to the Member's **Allocated Pension Account**.

11.2 The **Trustee** shall maintain a forgone benefits account to which shall be credited any balance remaining of any Member's credit after payment or preservation of his withdrawal benefit, and any other amounts required by these Rules to be transferred to the forgone benefits account. The amount standing to the credit of the forgone benefits account may be applied as the **Trustee** in its discretion determines for any one or more of the following purposes:

- (a) the payment of contributions otherwise payable by any **Employer** or Member;
- (b) the provision of additional benefits for Members or their **Dependants** on a basis that is reasonable having regard to all the circumstances;
- (c) by way of refund to an **Employer** of contributions made by it; or

- (d) other purposes that comply with **Statutory Requirements**.
- 11.3 The **Trustee** may establish such other reserve accounts as is necessary for the proper operation of the Fund in accordance with the **Act PROVIDED THAT** any such account or accounts would not cause the Fund to cease to be a **Complying Superannuation Fund**.
- 11.4 The **Trustee** shall, on such distribution dates as it shall determine but at least once in each **Financial Year**, after taking such advice as it thinks fit, declare a **Fund Earning Rate** or rates in respect of particular individuals for the distribution period being the period commencing on the commencement date or the day after a distribution date and ending on the next distribution date concerned, being such rate, whether positive or negative, as the **Trustee** may in its discretion determine, but in making such determination the **Trustee** shall have regard to:
- (a) the actual earnings of the Fund, including all income and realised and unrealised capital gains;
 - (b) the losses and expenses of the Fund including expenses of taxation;
 - (c) the past and likely future earnings and losses of the Fund and the desirability or otherwise of avoiding large fluctuations of **Fund Earning Rates** from year to year;
 - (d) the amount, if any, standing to the credit of the general reserve account; and
 - (e) such other matters as it thinks fit.
- 11.5 The **Trustee** shall on the distribution date, credit or debit as the case may be to the **Employer** contribution account and member contribution account of each Member earnings or losses at the **Fund Earning Rate** on the balance standing thereto from time to time since the preceding distribution date or, in the case of the first distribution period, since the commencement date.
- 11.6 Any difference between the actual earnings or losses of the Fund and the total amounts required to be credited or debited pursuant to Rules 11.5 and 11.7 shall form an adjustment to a reserve account to be called the general reserve account, provided that, notwithstanding the terms of Rule 11.4, the **Trustee** shall not in respect of any **Financial Year** declare a **Fund Earning Rate** that would leave the general reserve account in debit.
- 11.7 At the commencement date and at each distribution date the **Trustee** shall declare an interim **Fund Earning Rate** which shall be applied to credit earnings or losses as the case may be to the **Employer** contribution accounts and member contribution accounts of Members or deceased Members in respect of whom, and at such time as, the last benefits payable from the Fund in respect of them become payable before the next distribution date. Such interim **Fund Earning Rate** shall be determined on such basis as the **Trustee** thinks fit provided

that the **Trustee** may in its discretion alter an interim **Fund Earning Rate** during the period to which it applies.

- 11.8 In relation to each Member who is not an employee of an Employer (including the **Trustee** in its capacity as an **Employer**) the **Trustee** shall cause to be opened and maintained in respect of each Member a member contribution account in which shall be recorded the matter referred to in Rule 11. 1(b)(i), (iii), (iv) and (v) and, so far as is relevant, the provisions of Rules 11.2, 11.4, 11.5, 11.6 and 11.7 shall apply equally thereto.

12. BENEFITS

- 12.1 A Member who **Retires** on or after attaining the **Preservation Age** shall be entitled to receive a retirement benefit equal to that Member's **Accumulated Contributions**.
- 12.2 A Member who **Retires** before attaining the **Preservation Age** shall on the date of attaining the **Preservation Age**, or at such earlier date as the **Statutory Authority** may approve, be entitled to receive a retirement benefit equal to **Accumulated Contributions** made by that Member.
- 12.3 A Member who **Retires** on the grounds of **Total and Permanent Disablement** shall be entitled to receive a **Total and Permanent Disablement** benefit equal to **Accumulated Contributions** made by that Member.
- 12.4 A Member who has temporarily ceased work due to a **Temporary Incapacity** may be paid a non-commutable benefit equal to **Accumulated Contributions** made by that Member.
- 12.5 A Member who is experiencing severe financial hardship as defined in the **Act** may be paid certain benefits in accordance with the **Act**.
- 12.6 On the death of a Member a death benefit shall become payable equal to **Accumulated Contributions** made by that Member.
- 12.7 A Member may withdraw any part of the unrestricted non-preserved amount from the Member's accumulation account.
- 12.8 A Member on or after attaining the **Preservation Age** may be paid a **Non-Commutable Income Stream** equal to **Accumulated Contributions** made by that Member in accordance with the **Act**.

13. PAYMENT OF BENEFITS

- 13.1 A Member's retirement benefit or **Total and Permanent Disablement** benefit shall be paid by way of annuities, pensions or other periodical payments, or lump sum payments, or any combination of such methods of payment as permitted by the **Act** as the **Trustee** and the Member shall agree **PROVIDED THAT**, subject to **Statutory Requirements**, the Member shall be entitled to require the **Trustee** to pay a retirement benefit or **Total and Permanent Disablement** benefit as a lump sum.

- 13.2 Any payment pursuant to Rule 13.1 shall commence to be paid as permitted in the **Act**.
- 13.3 (a) A Member wishing to designate a Dependant as a nominated beneficiary shall do so in writing to the **Trustee** in such form as it may from time to time approve.
- (b) A Member may from time to time change his nominated beneficiary by completing and lodging with the **Trustee** a new form.
- 13.4 (a) Where a member and a **Trustee** have agreed to pay all or any part of the benefit to the Member as a Pension, the **Trustee** must establish one or more pension accounts for that Member, and the **Trustee** will transfer amounts determined in accordance with this Deed and these Rules which the **Trustee** believes are necessary in order to provide the benefits as a pension.
- (b) (i) The following amounts shall be credited to the pension account of the Member:
- A. any amount transferred under paragraph (a) above;
 - B. any amount paid into the Fund in respect of the Member as a transfer or a roll over payment which the **Trustee** considers appropriate to credit;
 - C. the proceeds of any policy effected by the **Trustee** in respect of the Member and paid to the **Trustee**, which the **Trustee** considers it appropriate to credit;
 - D. any earnings of the Fund as the **Trustee** shall determine to be equitable;
 - E. any shortfall component paid in respect of the Member;
 - F. any amount of financial assistance determined by the **Trustee** to be appropriate to credit.
- (ii) The following amounts are to be debited to the Pension account of a Member:
- A. Any amount transferred out of the fund in respect of a pensioner as a transfer of a roll over payment which the **Trustee** considers it appropriate to debit;
 - B. any payments made to or in respect of the Member or a Dependant Beneficiary pursuant to the provisions of this Deed;
 - C. the costs of any policy effected by the **Trustee** in respect of the Member which are not debited to a Member's member contribution account;
 - D. such proportion of any amount payable by way of Taxation in respect of the earnings of the Fund credited to the pension account of a Member or

arising as a result of a roll over payment as the **Trustee** shall determine;

- E. such of the costs, and expenses as the **Trustee** shall determine to be equitable;
 - F. such of the amount paid in respect of the **Trustee** indemnity as the **Trustee** shall determine to be equitable;
 - G. a proportion of any loss sustained on the disposal of any investments of the Fund as the **Trustee** shall determine to be equitable
 - H. such negative earnings of the Fund as the **Trustee** shall determine to be equitable;
 - I. any amount of levy determined by the **Trustee** to be appropriate to debit;
 - J. such other amounts as the **Trustee** shall from time to time determine.
- (c) in relation to each pension payable to a Member. The **Trustee** may:
- (i) segregate or set apart the assets which represent the pension account of the Member for the sole purpose of enabling the discharge of the whole or part of the current or non-current liabilities in relation to the payment of pensions as those liabilities fall due for payment; and
 - (ii) constitute the segregated assets as segregated current and non-current pension assets within the meaning of Section 273A and Section 273B of *the Income Tax Assessment Act 1936* and obtain such certificates in relation to the adequacy of the assets segregated and set apart to meet the current and non current pension liabilities as the **Trustee** considers necessary for the purposes of the *Income Tax Assessment Act 1936* or as the **Statutory Requirements** shall require.

- 13.5 (a) Any death benefit shall be paid, as the **Trustee** in its absolute discretion, decides by way of purchased annuities, pensions or other periodical payments (in each such case upon such terms as the **Trustee** may decide), or lump sum payments, or any combination of such methods of payment, either:
- (i) to such one or more of the nominated beneficiaries (if any) or other **Dependants** of the Member and in such proportions as the **Trustee** in its absolute discretion decides; or
 - (ii) to the legal personal representative of a Member.

- (b) If the **Trustee** of the Fund holds, at the time of a Member's death, a Notice of Binding Death Benefit Beneficiary Nomination ("BDBBN Notice"), which is effective and valid, the **Trustee** must pay a Member's superannuation death benefit to the Nominated Beneficiary referred in the BDBBN Notice.
- 13.6 The **Trustee** may, with the consent of the person entitled, in lieu of paying in cash the whole or part of any benefit or other amount payable pursuant to the provisions of this deed or the Rules, transfer any of the assets of the Fund of equivalent value to the person so entitled **PROVIDED THAT** in the case of a transfer of an asset other than a life insurance policy the **Trustee** obtains any consent necessary for the Fund to remain a Complying Superannuation Fund.
- 13.7 The **Trustee** may, at the request of a person entitled, pay all or part of any benefit payable pursuant to the provisions of the Rules to such **Approved Deposit Fund, Complying Superannuation Fund**, or for the purchase of such annuity as the person so entitled may request.
- 13.8 In the case of the death of a Member who is in receipt of a pension, the **Trustee**, in its absolute discretion shall determine which dependant or **Dependants** shall receive a reversionary pension.
- 13.9 In relation to the payment of any pension benefit the **Trustee** must act in accordance with the Act and where appropriate prior to determining any benefit, seek the advice of an actuary as defined in the **Act**, as to the level of pension benefit that should be paid.

14. FORFEITED BENEFITS

- 14.1 Benefits payable out of the Fund shall be:
 - (a) forfeited if, without the prior approval of the **Trustee**, the person entitled thereto purports to assign, alienate or charge such benefits or part thereof; or
 - (b) suspended if the person entitled thereto (being either under Preservation Age or not yet having retired at the relevant time) becomes or is in the opinion of the **Trustee**, mentally ill, or of unsound mind, or incapable of managing themselves or their own affairs.
- 14.2 The whole of the benefits forfeited by a person under Rule 14.1(a) shall be applied by the **Trustee** as the **Trustee** may think fit for the benefit of such person and that person's **Dependants** (or any one or more of them) **PROVIDED THAT** while such person is a Member the **Trustee** shall not make any payment to, or for the benefit of, the person or that person's **Dependants** until the Member's Preservation Age other than for personal maintenance and support in case of hardship in accordance with the Act.
- 14.3 The whole of the benefits to which a person would otherwise have been entitled but which have been suspended under Rule 14.1(b) shall be dealt with in accordance with, and shall be subject to, the following provisions:

- (a) upon such suspension the person shall cease to have any right, title or interest whatsoever to or in such benefits;
- (b) if, prior to the date upon which the person ceases to be a Member for any reason whatsoever, the person ceases to be one to whom Rule 14.1(b) applies then the suspension of such benefits shall cease and the **Trustee** shall thereafter hold such benefits in respect of the person as if the suspension had not intervened;
- (c) if such benefits remain suspended at the time when the person ceases to be a Member for any reason whatsoever, such benefits shall thereupon be forfeited; or
- (d) while such benefits are suspended, the **Trustee** may pay amounts there out to, or for the benefit of, the relevant person or that person's **Dependants** for, but only for, personal maintenance and support in the case of hardship.

14.4 The **Trustee** shall treat unclaimed money in accordance with the Act.

15. TRANSFERS FROM AND TO OTHER FUNDS

15.1 The **Trustee** may make such arrangements as it thinks proper with any Member, or any previous **Employer** of the Member, or the **Trustees** of any superannuation fund of which the Member was or is a member, or any of them, for any transfer of assets to the Fund, and may make arrangements about any other matter which in the opinion of the **Trustee** is incidental to, or consequent upon, the transfer of such assets to the Fund.

15.2 Should a Member become eligible to join another **Complying Superannuation Fund** the **Trustee** may, if requested by the Member, in lieu of part or all of any other benefit to which the Member may be entitled under these Rules, transfer to the **Trustee** of such fund such portion of the assets of the Fund as the **Trustee** considers equitable having regard to the Member's accrued benefit at the date of transfer.

16. TERMINATION OF TRUST

16.1 The trusts hereby declared shall cease and terminate and the Fund shall be wound up as hereinafter provided upon the happening of any of the following events:

- (a) if it shall appear to the **Trustee** that the Fund is insolvent and it resolves to terminate the Fund;
- (b) if for any reason the **Trustee** thinks it is appropriate to and does resolve to terminate the Fund; or
- (c) if there are no Members in the Fund and the **Trustee** resolves to terminate the Fund.

- 16.2 Upon the trusts hereof ceasing and terminating in accordance with Rule 16.1 the **Trustee** shall give notice in writing to each **Employer** and the Members, if any, that the Fund shall be wound up on a specified date (“the closing date”). As from the closing date the following shall apply:
- (a) no further contributions shall be made by any **Employer** or any Member, other than arrears of contributions due to the closing date; and
 - (b) arrears of contributions, if any, shall be called in immediately.
- 16.3 Upon the trusts ceasing and terminating in accordance with Rule 16.1, the **Trustee** shall make such provision out of the Fund, after meeting expenses and liabilities as is necessary to provide for the payment of the following benefits in the following order of priority:
- (a) payments which on, or before the closing date have become payable to Retired Members or **Dependants**;
 - (b) payments to each Retired Member who has not yet attained the **Preservation Age** equal to that Member’s **Accumulated Contributions**; or
 - (c) payments to each Member who has not Retired equal to that Member’s **Accumulated Contributions**.
- 16.4 Where a Member dies before receiving a benefit to which that Member has become entitled pursuant to Rule 16.3 such benefit shall be paid to such of the Member’s legal personal representatives and **Dependants** and in such proportions as the **Trustee** determines.
- 16.5 If after providing benefits for Members and their **Dependants** in terms of Rule 16.3 a surplus remains, such surplus shall be paid by the **Trustee**, to or for the benefit of:
- (a) any Members;
 - (b) any former Members;
 - (c) any **Dependants** of any such Members or former Members;
 - (d) the legal personal representatives (in their capacities as such) of any such Member, former Members or **Dependants**; or
 - (e) any **Employer** or former **Employer** who has contributed, as the **Trustee** in its absolute discretion determines and, if provided to or for two or more persons, in such proportions as the **Trustee** in its absolute discretion determines.
- 16.6 Subject to Rule 13.7 the payment to be provided under Rules 16.3 and 16.5 shall be in cash, life insurance policies, participation in any other **Complying Superannuation Fund**, or otherwise as determined by the **Trustee**, but shall not be payable to, or for the benefit of, a Member unless and until that Member has attained the **Preservation Age** and Retired other than for personal maintenance and support in case of hardship.

17. AMENDMENT OF DEED

- 17.1 So long as the Fund is a **SMSF** fund and subject to Rule 17.2, the **Trustee** with the consent of at least 75% of the Members may at any time by resolution, or by instrument in writing, amend all or any of the provisions of these Rules.
- 17.2 No reduction of the accrued benefit of a Member shall be made without that Member's consent in writing.
- 17.3 As soon as practicable after the Rules have been amended pursuant to Rule 17.1, the **Trustee** shall give to each Member a written statement explaining the nature and purpose of the amendment and the effect (if any) of the amendment on the entitlement of the Member.

18. MISCELLANEOUS

- 18.1 To the extent that they are not incorporated in these Rules, the **Statutory Requirements** applicable to the Fund from time to time shall be deemed to be incorporated herein. If there is any inconsistency between these Rules and the **Statutory Requirements**, the latter provisions shall prevail.
- 18.2 Where in these Rules the **Trustee** is expressed to have a power or discretion, it shall be exercised at all times having regard to the **Statutory Requirements**.
- 18.3 So long as the Fund is a **SMSF** the **Trustee** shall give to each person who becomes a Member of the Fund a statement in the following terms:

“This fund is not subject to detailed prudential supervision”.
- 18.4 Binding Death Benefit Beneficiary
 - (a) A member may nominate to the **Trustee** one or more Beneficiaries to receive the Death Benefit provided by the Fund provided:
 - (i) The Member completes the Binding Death Benefit Beneficiary Nomination Form (“the Nomination”) and provides the Nomination to the **Trustee**;
 - (ii) the Nominated Beneficiary must, at the time of Member's death, be either a Dependant or Legal Personal Representative; and
 - (iii) the Nomination is current.
 - (b) A Nomination will cease to be current, if not revoked by the Member earlier, 3 years from the date of its issue.
 - (c) To remain current the Nomination must be reissued by the Member before it expires.

ATTESTATION CLAUSES

EXECUTED by the Parties as a Deed on the Execution Date.

BY THE TRUSTEE/MEMBER

SIGNED and **DELIVERED** by

Mr Robert James Kenrick

in the presence of:

Witness

Name (please print)

SIGNED and **DELIVERED** by

Mrs Wai Ning Kenrick

in the presence of:

Witness

Name (please print)

PARTICULARS OF THE FUND

NAME OF FUND: Kenrick Family Super Fund

EXECUTED DATE OF THIS DEED: ____/____/____

COMMENCEMENT DATE OF THE

FUND: The execution date of this Deed

TRUSTEE/MEMBER: Mr Robert James Kenrick

10 Playford Street

Glen Osmond, SA 5064

TRUSTEE/MEMBER: Mrs Wai Ning Kenrick

10 Playford Street

Glen Osmond, SA 5064

Date: 16 December 2021

Client: Kenrick Family Super Fund

Address: 5 Goldsack Street, Glen Osmond, SA 5064

Re: Engagement of SMSF Australia Pty Ltd

Following our discussions, we are pleased to accept your appointment as your SMSF Accountant providing you with specialised Self Managed Super Fund accounting and administration services. Our firm seeks to act in the best interests of our clients at all times and to provide the highest level of professional services.

Professional Fees and Payments

All professional fees for the services provided to you will be based on the time and degree of skill and acumen required to complete the tasks required, including out of pocket expenses and statutory charges, unless otherwise agreed between the parties. This amount will be quoted prior to the start of any major project.

Work completed outside of quoted scope are based on our professional fees being:

| | |
|------------------------|--------------------|
| Partner | \$ 250.00 per hour |
| Accountant | \$ 150.00 per hour |
| Bookkeeper/other staff | \$ 70.00 per hour |

For work undertaken for periods of less than an hour, the rate shall be charged in 15 minute blocks, or part thereof. All professional fees are GST exclusive.

Any estimate of the cost of service is only an estimate unless otherwise agreed and the actual cost may vary. It is not always possible to provide an accurate estimate of the total cost, as the total cost may change due to unforeseeable problems and delays, the cooperation or otherwise of third persons and deficiencies in documentation. If the costs are likely to be significantly higher than originally estimated, we will provide you with an additional letter of engagement informing you of this and setting out the reasons for the likely increase.

Terms of Payment

Unless other terms have been agreed to, our terms of payment are strictly 7 days from the date of each invoice.

Disclosure of other fees and commissions

We disclose to our clients any commissions or other fees received as a result of work done for that client and will fully comply with any statutory requirements in relation to the disclosure of such information.

Documents

Before we lodge any necessary documentation on your behalf, we will forward draft documentation to you for approval. We shall endeavor to ensure that documentation is lodged with the relevant departments by the due dates, provided all information and documentation is received by in adequate time for preparation and lodgment of the documentation, at least 6 weeks prior to actual lodgment due date.

Responsibility for Accounting and Internal Control Systems

It is important to remember that you are personally responsible for the information contained in any statutory return and that you must retain all necessary supporting documentation to substantiate your transaction. I/we will not take responsibility for any failure on your behalf to maintain adequate records.

Ownership of Documents

The final financial statements, tax return and any other documents which we are specifically engaged to prepare, together with any other original documents given to us, shall remain your property. Any other documents brought into existence by us including general journals, working papers, the general ledger, draft financial statements and/or tax returns, will remain our property at all times. However, we will always provide you with copies of any documents that you may require from time to time.

Lien over Documents

We may invoke a Lien over certain documents held until such time as an outstanding fee has been paid or other satisfactory arrangements are reached. A Lien is a right to hold certain documents or property until the debt incurred in respect of that property/document has been satisfied.



P: 1300 392 544

A: 435 Fullarton Rd, Highgate SA 5063, Australia

Quality Review

As the business includes Chartered Tax Advisers, Fellows of the Taxation Institute of Australia and the IPA we are subject to periodic quality assurance reviews. Unless otherwise advised by yourself, by engaging SMSF Australia Pty Ltd, you are consenting to your files possibly being part of such a quality review.

Standards

We aim to provide the highest standard of professional service and are focused on the concerns of our clients. If for any reason you feel you have not received the level of service expected or have an issue to raise, please contact myself to discuss how the problem may be resolved.

If you are in agreement with above terms of engagement please sign and return a copy of the Engagement letter to me and keep a copy for your records.

Should you have any further queries in relation to the above, please do not hesitate to contact me.

Yours faithfully



EMILY COOPER
SMSF Australia

Details Required:

- Name of Fund: Kenrick Family Super Fund (ABN 98936285529)
- Tax File Number: 855 922 035
- Name of Trustee/s: Robert James Kenrick; Wai Ning Kenrick
- Name of Member/s: Robert James Kenrick; Wai Ning Kenrick



Signed on behalf of Fund

Robert James Kenrick

Signatory Name

16 December 2021

Dated