



SUPERANNUATION FUNDS CLASS REPORTS FILE INDEX

Green Links – Balance Sheet Item

Red Links – Balance Sheet Supplement Item

Blue Links – Operating Statement Item

Pink Links – Operating Statement Supplement Item



FINANCIAL STATEMENTS

- Operating Statement
- Detailed Operating Statement
- Statement of Financial Position
- Notes to the Financial Statements
- Tax Accounting Reconciliation
- Statement of Taxable Income



TAX RETURN



MEMBER INFORMATION STATEMENT

- Members Summary Report
- Member Benefit Statement
- Contribution caps
- Pension Withdrawal Limits



CASH AT BANK

- Cash Reconciliation Statement



INVESTMENTS

- Investment Summary
- Investment Movement Summary
- Detailed Investment Transactions Report
- Investment Revaluation
 - Investment Revaluation Report - Statement of Financial Position Purpose
- Unrealised Capital Gains
- Realised Capital Gains



 **DEBTORS & RECEIVABLES**

- Not Common

 **CREDITORS & ACCRUED EXPENSES**

- Not Common

 **INCOME**

- Investment Income Comparison Report
- Investment Income Summary

 **EXPENSES**

- Rental Property Schedule
- Depreciation Work Sheet

 **OTHER REPORTS**

- Browse Holding Accounts
- Exception Report
- Deferred Tax Reconciliation Statement
- Trial Balance
- General Ledger



SUPER B2B










**FINANCIAL
STATEMENTS**

Day Family Superannuation Fund

ABN 28 741 540 128
Trustees: Northam Road Pty Ltd

Financial Statement
For the year ended 30 June 2023

Day Family Superannuation Fund
Operating Statement
For the period 1 July 2022 to 30 June 2023

	Note	2023 \$	2022 \$
Income			
Member Receipts			
Contributions			
Employer		17,332.99	13,640.51
Member		-	2,400.00
Investment Gains			
Realised Capital Gains	8A	2,201.83	1,887.80
Investment Income			
Distributions	7A	253.70	344.35
Dividends	7B	237.96	298.22
Interest	7C	58.37	-
Other Income		5.07	-
		20,089.92	18,570.88
Expenses			
Member Payments			
Insurance Premiums		2,367.27	2,239.99
Other Expenses			
Accountancy Fee		3,300.00	-
Auditor Fee		440.00	-
Bank Fees		-	12.50
General Expense		800.00	-
Regulatory Fees		59.00	56.00
SMSF Supervisory Levy		518.00	-
Investment Losses			
Decrease in Market Value	8B	2,652.47	4,557.77
		10,136.74	6,866.26
Benefits Accrued as a Result of Operations before Income Tax		9,953.18	11,704.62
Income Tax			
Income Tax Expense		1,405.12	1,594.02
		1,405.12	1,594.02
Benefits Accrued as a Result of Operations		8,548.06	10,110.60

*The accompanying notes form part of these financial statements.
This report should be read in conjunction with the accompanying compilation report.*

Day Family Superannuation Fund
Detailed Operating Statement
For the period 1 July 2022 to 30 June 2023

	Note	2023 \$	2022 \$
Income			
Member Receipts			
Contributions			
Employer			
Mr Nicholas Day		11,165.85	8,053.10
Mrs Nicole Day		6,167.14	5,587.41
Member			
Personal Non-Concessional			
Mr Nicholas Day		-	1,200.00
Mrs Nicole Day		-	1,200.00
Investment Gains			
Realised Capital Gains	8A		
Shares in Listed Companies			
Commonwealth Bank Of Australia.		814.50	-
Essential Metals Limited		-	1,887.80
National Australia Bank Limited		984.03	-
Westpac Banking Corporation		403.30	-
Investment Income			
Distributions	7A		
Units In Listed Unit Trusts			
Ishares Global 100 ETF - Ishares Global 100 ETF		56.14	53.33
Ishares S&P/ASX 20 ETF - Ishares S&P/ASX 20 ETF		107.25	144.77
Vanguard Australian Shares Index ETF - Vanguard Australian Shares Index ETF		90.31	146.25
Dividends	7B		
Shares in Listed Companies			
Commonwealth Bank Of Australia.		48.30	86.25
National Australia Bank Limited		131.42	106.08
Westpac Banking Corporation		58.24	105.89
Interest	7C		
Cash At Bank			
CBA Direct Investment Account #6905		58.37	-
Other Income			
ATO Interest Payments		5.07	-
		20,089.92	18,570.88










*The accompanying notes form part of these financial statements.
This report should be read in conjunction with the accompanying compilation report.*

Day Family Superannuation Fund
Detailed Operating Statement
For the period 1 July 2022 to 30 June 2023

Expenses		
Member Payments		
Insurance Premiums		
Mr Nicholas Day		
Accumulation	1,732.99	1,636.06
Mrs Nicole Day		
Accumulation	634.28	603.93
Other Expenses		
Accountancy Fee	3,300.00	-
Auditor Fee	440.00	-
Bank Fees		
Cash At Bank		
CBA Direct Investment Account #6905	-	12.50
General Expense	800.00	-
Regulatory Fees	59.00	56.00
SMSF Supervisory Levy	518.00	-
Investment Losses		
Decrease in Market Value	8B	
Shares in Listed Companies		
Commonwealth Bank Of Australia.	563.79	218.27
Essential Metals Limited	(1,920.05)	(10,829.80)
FAR Limited	(422.50)	(10,172.50)
Imugene Limited	1,449.95	1,819.95
Kogi Iron Limited	(19,269.85)	13,229.95
Lachlan Star Limited	450.00	3,319.95
Macro Metals Limited	19,269.85	-
National Australia Bank Limited	758.94	(96.63)
Todd River Resources Limited	2,400.00	6,019.95
Westpac Banking Corporation	126.13	560.10
Units In Listed Unit Trusts		
Ishares Global 100 ETF - Ishares Global 100 ETF	(471.36)	25.92
Ishares S&P/ASX 20 ETF - Ishares S&P/ASX 20 ETF	(121.08)	214.48
Vanguard Australian Shares Index ETF - Vanguard Australian Share	(161.35)	248.13
	10,136.74	6,866.26
Benefits Accrued as a Result of Operations before Income Tax	9,953.18	11,704.62
Income Tax		
Income Tax Expense		
Income Tax Expense	1,585.05	1,823.40
Imputation Credits		
Shares in Listed Companies		
Commonwealth Bank Of Australia.	(20.70)	(36.96)
National Australia Bank Limited	(56.33)	(45.46)
Westpac Banking Corporation	(24.96)	(45.38)
Units In Listed Unit Trusts		
Ishares S&P/ASX 20 ETF - Ishares S&P/ASX 20 ETF	(44.01)	(60.93)
Vanguard Australian Shares Index ETF - Vanguard	(33.93)	(40.65)
Australian Shares Index ETF		
	1,405.12	1,594.02
Benefits Accrued as a Result of Operations	8,548.06	10,110.60

*The accompanying notes form part of these financial statements.
This report should be read in conjunction with the accompanying compilation report.*

Day Family Superannuation Fund
Statement of Financial Position
as at 30 June 2023

	Note	2023 \$	2022 \$
Assets			
Investments			
Shares in Listed Companies	6A 	33,460.00	22,346.28
Units In Listed Unit Trusts	6B 	7,319.59	6,326.58
Other Assets			
Cash At Bank		22,822.42	18,541.70
DRP Residual		173.00	187.90
Receivables		66.16	137.32
Current Tax Assets		217.73	(388.89)
Total Assets		<u>64,058.90</u>	<u>47,150.89</u>
Liabilities			
Unsettled Trades		8,749.95	-
Other Taxes Payable		-	390.00
Total Liabilities		<u>8,749.95</u>	<u>390.00</u>
Net Assets Available to Pay Benefits		<u>55,308.95</u>	<u>46,760.89</u>
<i>Represented by:</i>			
Liability for Accrued Benefits			
Mr Nicholas Day	2 	34,204.20	28,779.29
Mrs Nicole Day		21,104.75	17,981.60
Total Liability for Accrued Benefits		<u>55,308.95</u>	<u>46,760.89</u>

*The accompanying notes form part of these financial statements.
This report should be read in conjunction with the accompanying compilation report.*

Day Family Superannuation Fund

Notes to the Financial Statements

As at 30 June 2023

Note 1 - Statement of Significant Accounting Policies

The following significant accounting policies have been adopted in the preparation and presentation of the financial statements. They have been consistently applied in the current and previous periods unless otherwise stated to ensure the financial information satisfies the concept of relevance and reliability.

(a) Statement of Compliance

The trustees have prepared the financial statements on the basis that the superannuation fund is not a reporting entity because it is not publicly accountable and is not required by law or governing document to prepare financial statements that comply with Australian Accounting Standards. The financial statements are therefore special purpose financial statements that have been prepared in order to meet the requirements of the *Superannuation Industry (Supervision) Act 1993* and *Regulations 1994*, the trust deed of the fund and the needs of members.

(b) Basis of Preparation

The financial statements have been prepared on a cash basis using historical costs convention unless stated otherwise. For investments and financial liabilities, they are measured at market values.

The financial statements are presented in Australian dollars, which is the functional currency of the fund.

(c) Use of Accounting Estimates and Judgments

The preparation of financial statements requires the trustees to make judgments, estimates and assumptions that affect the application of accounting policies and the reported amounts of assets and liabilities, income and expenses. The estimates and associated assumptions are based on historical experience and various other factors that are believed to be reasonable under the circumstance, the results of which form the basis of making the judgments. Actual results may differ from these estimates.

Estimates and underlying assumptions are reviewed on an ongoing basis. Revisions to accounting estimates are recognised in the period in which the estimate is revised and in any future period affected.

(d) Cash and Cash Equivalents

Cash and cash equivalents include cash on hand, deposits held at call with banks or financial institutions and short-term, highly liquid investments that are readily convertible to cash and are subject to an insignificant risk of change in value.

(e) Foreign Currency

Any foreign currency transactions during the financial year are brought to account using the exchange rate in effect at the date of the transaction. Foreign currency monetary items at reporting date are translated at the exchange rate existing at reporting date. Exchange differences are recognised in the operating statement in the period in which they arise.

(f) Valuation of Assets

Investment

An investment is initially recognised when as a result of past transactions or events, the Fund controls the future economic benefits expected to flow from the asset.

The investment assets are firstly recorded at cost, being the fair value of the consideration given. After initial recognition, they are measured at market value. Gains or losses arising from changes in market value are recognised on the Operating Statement in the periods in which they occur.

Market value as defined in s10 of *SISA 1993*, in relation to an asset, means the amount that a willing buyer of the asset could reasonably be expected to pay to acquire the asset from a willing seller if the following assumptions were made:

- i. that the buyer and the seller dealt with each other at arm's length in relation to the sale;
- ii. that the sale occurred after proper marketing of the asset;
- iii. that the buyer and the seller acted knowledgeably and prudentially in relation to the sale.

As disposal costs are generally immaterial unless otherwise stated, market value approximates fair value.

Day Family Superannuation Fund

Notes to the Financial Statements

As at 30 June 2023

Market values for various types of investment have been determined as follows:

- i. listed securities, government and other fixed interest securities for which there is a readily available market quotation, the valuation is recorded as the last quoted sale price as at the close of business on reporting date. If the listed securities are foreign, they are also converted to Australian dollars using the exchange rate at the close of business on the reporting date;
- ii. unit trusts and managed funds are stated by reference to the unit redemption price quoted by the fund manager at the end of the reporting period;
- iii. unlisted investments are stated at the Trustees' valuation based on estimated market value at balance date; or where necessary, upon external valuers' expert opinions;
- iv. Investment properties are carried at market value and are held for the purpose of generating long-term rental yields and capital appreciation. The Trustees give consideration to the value of the investment property each financial year and revalue when a significant event occurs or when deemed appropriate. Where an external valuation has been obtained, the valuation is based on objective and supportable data and has been carried out by a property valuation service provider or qualified independent valuer as appropriate.

Financial Liabilities

The Fund initially recognises a financial liability on the date it becomes a party to the contractual provisions of the instrument.

Financial liabilities including credit balances of hedging instruments and derivatives are measured at market values as at the reporting date. Any change in market values of the financial liabilities since the beginning of the reporting period shall be included in the profit or loss for the reporting period. As disposal costs are generally immaterial, unless otherwise stated, market value approximates fair value.

Receivables and Payables

Current assets such as accounts receivable, which are expected to be recovered within twelve months after the reporting period, are carried at nominal amounts which approximate the fair values.

Accounts payable are recognised when the Fund becomes obliged to make future payments resulting from the goods and services received, whether or not billed to the Fund and are carried at nominal amounts which are equivalent to fair values.

(g) Revenue Recognition

Revenue is recognised to the extent that it is probable that the economic benefits will flow to the Fund and the revenue can be reliably measured. Revenue is measured at the fair value of consideration received or receivable. The following recognition criteria relate to the specific items of revenue the Fund receives:

Interest

The interest revenue is recognised by the Fund on a cash receipt basis, unless the Fund chooses the accrual method and the amount can be reliably measured by reference to the principal outstanding and using the effective interest rate of the instrument calculated at the acquisition or origination date.

Dividend Revenue

The entitlement to a dividend is based on the date the shares are quoted ex-dividend; the actual dividend revenue is recognised by the Fund when it is received.

Distribution Revenue

Distributions from unit trusts and managed funds are recognised as at the date the unit value is quoted ex-distributions and if not received at the end of the reporting period, are reflected in the statement of financial position as a receivable at market value.

Rental Income

Rent from investment properties is recognised by the Fund on a cash receipt basis.

Movement in market values

Changes in the market value of investments are determined as the difference between the market value at balance date or consideration received (if sold during the year) and the market value as at the prior year end or cost (if the investment was acquired during the period). All movements are recognised in the Operating Statement.

Contributions and Rollovers In

Contributions and rollovers in are recognised when the control and the benefits from the revenue have been attained and are recorded by the Fund, gross of any taxes, in the period to which they relate.

This report should be read in conjunction with the accompanying compilation report.

Day Family Superannuation Fund
Notes to the Financial Statements
As at 30 June 2023

The financial report was authorised for issue on 4 September 2023 by the directors of the trustee company.

Note 2 – Liability for Accrued Benefits

The liability for accrued benefits represents the fund's present obligation to pay benefits to members and beneficiaries and has been calculated as the difference between the carrying amount of the assets and the carrying amount of the other payables and income tax liabilities as at the end of the reporting period. Changes in the Liability for Accrued Benefits are as follows:

	Current	Previous
Liability for Accrued Benefits at beginning of period	46,760.89	36,650.29
Benefits Accrued during the period	8,548.06	10,110.60
Benefits Paid during the period	0.00	0.00
Liability for Accrued Benefits at end of period	55,308.95	46,760.89

Any amount in the Unallocated Contributions account represent amounts that have been received by the fund from either the members of the fund or a third party but have not been allocated to any specific member as at the reporting date. It is the intention of the trustee to allocate any such amounts recorded as unallocated contributions within 28 days following the end of the month to specific fund member, which will increase the liability for members accrued benefits.

Note 3 – Vested Benefits

Vested benefits are benefits which are not conditional upon continued membership of the fund (or any factor other than resignation from the plan) and include benefits which members were entitled to receive had they terminated their fund membership as at the reporting period.

	Current	Previous
Vested Benefits at beginning of period	46,760.89	36,650.29
Benefits Accrued during the period	8,548.06	10,110.60
Benefits Paid during the period	0.00	0.00
Vested Benefits at end of period	55,308.95	46,760.89

Note 4 – Guaranteed Benefits

No guarantees have been made in respect of any part of the liability for accrued benefits.

Note 5 – Funding Arrangements

No fixed funding arrangements were in place for the Fund as at year end.

Note 6A – Shares in Listed Companies

	Current	Previous
At market value:		
Commonwealth Bank Of Australia.	0.00	2,078.74
Essential Metals Limited	12,450.00	0.00
FAR Limited	5,460.00	5,037.50
Imugene Limited	9,100.00	1,800.00
Kogi Iron Limited	0.00	3,600.00
Lachlan Star Limited	1,350.00	1,800.00
Macro Metals Limited	3,600.00	0.00
National Australia Bank Limited	0.00	2,355.54
Todd River Resources Limited	1,500.00	3,900.00
Westpac Banking Corporation	0.00	1,774.50
	33,460.00	22,346.28

Day Family Superannuation Fund
Notes to the Financial Statements
As at 30 June 2023

Note 6B – Units In Listed Unit Trusts

	Current	Previous
At market value:		
Ishares Global 100 ETF - Ishares Global 100 ETF	2,732.64	2,261.28
Ishares S&P/ASX 20 ETF - Ishares S&P/ASX 20 ETF	2,335.20	2,055.30
Vanguard Australian Shares Index ETF - Vanguard Australian Shares Index ETF	2,251.75	2,010.00
	7,319.59	6,326.58

Note 7A – Distributions

	Current	Previous
Ishares Global 100 ETF - Ishares Global 100 ETF	56.14	53.33
Ishares S&P/ASX 20 ETF - Ishares S&P/ASX 20 ETF	107.25	144.77
Vanguard Australian Shares Index ETF - Vanguard Australian Shares Index ETF	90.31	146.25
	253.70	344.35

Note 7B – Dividends

	Current	Previous
Commonwealth Bank Of Australia.	48.30	86.25
National Australia Bank Limited	131.42	106.08
Westpac Banking Corporation	58.24	105.89
	237.96	298.22

Note 7C – Interest

	Current	Previous
CBA Direct Investment Account #6905	58.37	0.00
	58.37	0.00

Note 8A – Realised Capital Gains

	Current	Previous
Shares in Listed Companies		
Commonwealth Bank Of Australia.	814.50	0.00
Essential Metals Limited	0.00	1,887.80
National Australia Bank Limited	984.03	0.00
Westpac Banking Corporation	403.30	0.00
	2,201.83	1,887.80

Day Family Superannuation Fund
Notes to the Financial Statements
As at 30 June 2023

Note 8B – Decrease in Market Value

	Current	Previous
Shares in Listed Companies		
Commonwealth Bank Of Australia.	563.79	218.27
Essential Metals Limited	(1,920.05)	(10,829.80)
FAR Limited	(422.50)	(10,172.50)
Imugene Limited	1,449.95	1,819.95
Kogi Iron Limited	(19,269.85)	13,229.95
Lachlan Star Limited	450.00	3,319.95
Macro Metals Limited	19,269.85	0.00
National Australia Bank Limited	758.94	(96.63)
Todd River Resources Limited	2,400.00	6,019.95
Westpac Banking Corporation	126.13	560.10
Units In Listed Unit Trusts		
Ishares Global 100 ETF - Ishares Global 100 ETF	(471.36)	25.92
Ishares S&P/ASX 20 ETF - Ishares S&P/ASX 20 ETF	(121.08)	214.48
Vanguard Australian Shares Index ETF - Vanguard Australian Shares Index ETF	(161.35)	248.13
	2,652.47	4,557.77

Day Family Superannuation Fund

Tax Accounting Reconciliation

For the period 1 July 2022 to 30 June 2023

Operating Statement Profit vs. Provision for Income Tax		2023
		\$
Benefits Accrued as a Result of Operations before Income Tax		9,953.18
<u>ADD:</u>		
Decrease in Market Value		2,652.47
Franking Credits		179.93
<u>LESS:</u>		
Realised Capital Gains		2,201.83
Distributed Capital Gains		11.56
Non-Taxable Income		1.46
Rounding		3.73
Taxable Income or Loss		<u>10,567.00</u>
	Income Amount	Tax Amount
Gross Tax @ 15% for Concessional Income	10,567.00	1,585.05
Gross Tax @ 45% for Net Non-Arm's Length Income	0.00	0.00
No-TFN Quoted Contributions @ 32%	0.00	0.00
Change in Carried Forward Losses	0.00	0.00
Provision for Income Tax		<u>1,585.05</u>

Provision for Income Tax vs. Income Tax Expense

Provision for Income Tax	1,585.05
<u>LESS:</u>	
Franking Credits	179.93
Income Tax Expense	<u>1,405.12</u>



Provision for Income Tax vs. Income Tax Payable

Provision for Income Tax	1,585.05
<u>LESS:</u>	
Franking Credits	179.93
Foreign Tax Credits	6.85
Income Tax Instalments Paid	1,616.00
Income Tax Payable (Receivable)	<u>(217.73)</u>

Exempt Current Pension Income Settings

Pension Exempt % (Actuarial)	0.0000%
Pension Exempt % (Expenses)	0.0000%
Assets Segregated For Pensions	No

Day Family Superannuation Fund
Statement of Taxable Income
For the Period from 1 July 2022 to 30 June 2023

Description	Investment Reference	Date	Tax Return Ref.	Amount
			Section B	
Income				
Net Capital Gain				
Gross Capital Gain - Shares & Units - Listed Shares	As Per Investment Disposals CGT Report	30 Jun 2023	A	2,216.00
Gross Capital Gain - Distributed Capital Gains from Trusts	As Per Investment Disposals CGT Report	30 Jun 2023	A	11.00
Deferred Capital Gain Realised		30 Jun 2023	A	0.00
Less Capital Losses Applied		30 Jun 2023	A	(2,227.00)
Less Discount		30 Jun 2023	A	0.00
Total Net Capital Gain			A	0.00
Total Gross Rent and Other Leasing & Hiring Income			B	0.00
Gross Interest				
Direct Credit 012721 ATO ATO008000017984439		26 May 2023	C	5.07
Credit Interest	CBA.BACCT: CBA Direct Investment Account #6905	01 Jul 2022	C	0.18
Credit Interest	CBA.BACCT: CBA Direct Investment Account #6905	01 Aug 2022	C	0.44
Credit Interest	CBA.BACCT: CBA Direct Investment Account #6905	01 Oct 2022	C	1.90
Credit Interest	CBA.BACCT: CBA Direct Investment Account #6905	01 Feb 2023	C	0.58
Credit Interest	CBA.BACCT: CBA Direct Investment Account #6905	01 Mar 2023	C	3.24
Credit Interest	CBA.BACCT: CBA Direct Investment Account #6905	01 Apr 2023	C	13.54
Credit Interest	CBA.BACCT: CBA Direct Investment Account #6905	01 May 2023	C	16.03
Credit Interest	CBA.BACCT: CBA Direct Investment Account #6905	01 Jun 2023	C	22.46
Less Rounding			C	(0.44)
Total Gross Interest			C	63.00
Total Forestry Managed Investment Scheme Income			X	0.00
Net Foreign Income				
Distribution - Tax Statement	ILC: Ishares S&P/ASX 20 ETF - Ishares S&P/ASX 20 ETF	30 Jun 2023	D	0.10
Distribution - Tax Statement	ILC: Ishares S&P/ASX 20 ETF - Ishares S&P/ASX 20 ETF	30 Jun 2023	D	0.03
Distribution - Tax Statement	ILC: Ishares S&P/ASX 20 ETF - Ishares S&P/ASX 20 ETF	30 Jun 2023	D	0.17
Distribution - Tax Statement	ILC: Ishares S&P/ASX 20 ETF - Ishares S&P/ASX 20 ETF	30 Jun 2023	D	0.04
Distribution - Tax Statement	IOO: Ishares Global 100 ETF - Ishares Global 100 ETF	30 Jun 2023	D	13.55
Distribution - Tax Statement	IOO: Ishares Global 100 ETF - Ishares Global 100 ETF	30 Jun 2023	D	31.51
Distribution - Tax Statement	VAS: Vanguard Australian Shares Index ETF - Vanguard Australian Shares Index ETF	30 Jun 2023	D	0.84
Distribution - Tax Statement	VAS: Vanguard Australian Shares Index ETF - Vanguard Australian Shares Index ETF	30 Jun 2023	D	0.45
Distribution - Tax Statement	VAS: Vanguard Australian Shares Index ETF - Vanguard Australian Shares Index ETF	30 Jun 2023	D	0.35
Distribution - Tax Statement	VAS: Vanguard Australian Shares Index ETF - Vanguard Australian Shares Index ETF	30 Jun 2023	D	0.55
Less Rounding			D	(0.59)
Total Net Foreign Income			D	47.00
Total Australian Franking Credits from a New Zealand Company			E	0.00
Total Transfers from Foreign Funds			F	0.00

Day Family Superannuation Fund
Statement of Taxable Income
For the Period from 1 July 2022 to 30 June 2023

Description	Investment Reference	Date	Tax Return Ref.	Amount
Total Gross Payments where ABN not quoted			H	0.00
Total Gross Distribution from Partnerships			I	0.00
Total Unfranked Dividend Amount			J	0.00
Franked Dividend Amount				
CBA AUD 2.1 FRANKED, 30% CTR, DRP NIL DISC	CBA: Commonwealth Bank Of Australia.	29 Sep 2022	K	48.30
NAB AUD 0.73 FRANKED, 30% CTR, DRP NIL DISC, BSP	NAB: National Australia Bank Limited	05 Jul 2022	K	62.78
NAB AUD 0.78 FRANKED, 30% CTR, DRP NIL DISC, BSP	NAB: National Australia Bank Limited	14 Dec 2022	K	68.64
WBC AUD 0.64 FRANKED, 30% CTR, DRP NIL DISC	WBC: Westpac Banking Corporation	20 Dec 2022	K	58.24
<i>Less Rounding</i>			K	(0.96)
Total Franked Dividend Amount			K	237.00
Dividend Franking Credit				
CBA AUD 2.1 FRANKED, 30% CTR, DRP NIL DISC	CBA: Commonwealth Bank Of Australia.	29 Sep 2022	L	20.70
NAB AUD 0.73 FRANKED, 30% CTR, DRP NIL DISC, BSP	NAB: National Australia Bank Limited	05 Jul 2022	L	26.91
NAB AUD 0.78 FRANKED, 30% CTR, DRP NIL DISC, BSP	NAB: National Australia Bank Limited	14 Dec 2022	L	29.42
WBC AUD 0.64 FRANKED, 30% CTR, DRP NIL DISC	WBC: Westpac Banking Corporation	20 Dec 2022	L	24.96
<i>Less Rounding</i>			L	(0.99)
Total Dividend Franking Credit			L	101.00
Gross Trust Distributions				
ILC AUD EST 0.6183 FRANKED, 30% CTR, 0.0208 CFI, DRP	ILC: Ishares S&P/ASX 20 ETF - Ishares S&P/ASX 20 ETF	07 Oct 2022	M	52.62
ILC AUD EST 0.1379 FRANKED, 30% CTR, 0.0258 CFI, DRP	ILC: Ishares S&P/ASX 20 ETF - Ishares S&P/ASX 20 ETF	06 Jan 2023	M	13.99
ILC AUD EST 0.3564 FRANKED, 30% CTR, 0.0009 CFI, DRP	ILC: Ishares S&P/ASX 20 ETF - Ishares S&P/ASX 20 ETF	06 Apr 2023	M	31.25
Distribution - Tax Statement	ILC: Ishares S&P/ASX 20 ETF - Ishares S&P/ASX 20 ETF	30 Jun 2023	M	3.69
Distribution - Tax Statement	ILC: Ishares S&P/ASX 20 ETF - Ishares S&P/ASX 20 ETF	30 Jun 2023	M	20.71
Distribution - Tax Statement	ILC: Ishares S&P/ASX 20 ETF - Ishares S&P/ASX 20 ETF	30 Jun 2023	M	5.51
Distribution - Tax Statement	ILC: Ishares S&P/ASX 20 ETF - Ishares S&P/ASX 20 ETF	30 Jun 2023	M	12.30
ILC AUD EST 0.0769 FRANKED, 30% CTR, 0.0248 CFI, DRP	ILC: Ishares S&P/ASX 20 ETF - Ishares S&P/ASX 20 ETF	30 Jun 2023	M	9.39
IOO AUD DRP	IOO: Ishares Global 100 ETF - Ishares Global 100 ETF	21 Dec 2022	M	14.86
Distribution - Tax Statement	IOO: Ishares Global 100 ETF - Ishares Global 100 ETF	30 Jun 2023	M	(14.86)
Distribution - Tax Statement	IOO: Ishares Global 100 ETF - Ishares Global 100 ETF	30 Jun 2023	M	(34.54)
IOO AUD DRP	IOO: Ishares Global 100 ETF - Ishares Global 100 ETF	30 Jun 2023	M	34.54
VAS AUD EST 1.2880 FRANKED, 30% CTR, 0.0369 CFI, DRP	VAS: Vanguard Australian Shares Index ETF - Vanguard Australian Shares Index ETF	03 Oct 2022	M	34.81
VAS AUD EST 0.6128 FRANKED, 30% CTR, 0.0887 CFI, DRP	VAS: Vanguard Australian Shares Index ETF - Vanguard Australian Shares Index ETF	03 Jan 2023	M	18.74
VAS AUD EST 0.5017 FRANKED, 30% CTR, 0.0359 CFI, DRP	VAS: Vanguard Australian Shares Index ETF - Vanguard Australian Shares Index ETF	03 Apr 2023	M	14.42
Distribution - Tax Statement	VAS: Vanguard Australian Shares Index ETF - Vanguard Australian Shares Index ETF	30 Jun 2023	M	12.12
Distribution - Tax Statement	VAS: Vanguard Australian Shares Index ETF - Vanguard Australian Shares Index ETF	30 Jun 2023	M	6.52
Distribution - Tax Statement	VAS: Vanguard Australian Shares Index ETF - Vanguard Australian Shares Index ETF	30 Jun 2023	M	5.01

Day Family Superannuation Fund
Statement of Taxable Income
For the Period from 1 July 2022 to 30 June 2023

Description	Investment Reference	Date	Tax Return	
			Ref.	Amount
Distribution - Tax Statement	VAS: Vanguard Australian Shares Index ETF - Vanguard Australian Shares Index ETF	30 Jun 2023	M	7.72
VAS AUD EST 0.7328 FRANKED, 30% CTR, 0.1131 CFI, DRP	VAS: Vanguard Australian Shares Index ETF - Vanguard Australian Shares Index ETF	30 Jun 2023	M	22.23
<i>Less Rounding</i>			M	(0.03)
Total Gross Trust Distributions			M	271.00
Assessable Employer Contributions				
Direct Credit 481471 SuperChoice P/L PC150722-162095199	1: Nicholas Day	21 Jul 2022	R1	713.33
Direct Credit 481471 SuperChoice P/L PC150822-174823509	1: Nicholas Day	19 Aug 2022	R1	713.33
Direct Credit 481471 SuperChoice P/L PC181022-197522060	1: Nicholas Day	25 Oct 2022	R1	2,137.35
Direct Credit 481471 SuperChoice P/L PC151122-192188519	1: Nicholas Day	21 Nov 2022	R1	950.23
Direct Credit 481471 SuperChoice P/L PC151222-192959367	1: Nicholas Day	21 Dec 2022	R1	950.23
Direct Credit 481471 SuperChoice P/L PC130123-196124243	1: Nicholas Day	19 Jan 2023	R1	950.23
Direct Credit 481471 SuperChoice P/L PC160223-166352337	1: Nicholas Day	22 Feb 2023	R1	950.23
Direct Credit 481471 SuperChoice P/L PC150323-155227934	1: Nicholas Day	21 Mar 2023	R1	950.23
Direct Credit 481471 SuperChoice P/L PC170423-160498444	1: Nicholas Day	21 Apr 2023	R1	950.23
Direct Credit 481471 SuperChoice P/L PC150523-179322806	1: Nicholas Day	19 May 2023	R1	950.23
Direct Credit 481471 SuperChoice P/L PC150623-126299155	1: Nicholas Day	21 Jun 2023	R1	950.23
Direct Credit 481471 SuperChoice P/L PC060722-169404442	2: Nicole Day	08 Jul 2022	R1	414.74
Direct Credit 481471 SuperChoice P/L PC010822-195087240	2: Nicole Day	09 Aug 2022	R1	268.88
Direct Credit 481471 SuperChoice P/L PC070922-177890591	2: Nicole Day	09 Sep 2022	R1	311.52
Direct Credit 481471 SuperChoice P/L PC061022-135997100	2: Nicole Day	10 Oct 2022	R1	243.30
Direct Credit 481471 SuperChoice P/L PC091122-107784344	2: Nicole Day	11 Nov 2022	R1	273.70
Direct Credit 481471 SuperChoice P/L PC071222-192004652	2: Nicole Day	09 Dec 2022	R1	300.71
Direct Credit 481471 SuperChoice P/L PC211222-193646221	2: Nicole Day	23 Dec 2022	R1	161.87
Direct Credit 481471 SuperChoice P/L PC050123-194831433	2: Nicole Day	06 Jan 2023	R1	90.94
Direct Credit 481471 SuperChoice P/L PC190123-197227576	2: Nicole Day	23 Jan 2023	R1	71.62
Employer Contribution: KNOX CITY COUNCIL	2: Nicole Day	31 Jan 2023	R1	447.41
Direct Credit 481471 SuperChoice P/L PC300123-100624828	2: Nicole Day	03 Feb 2023	R1	80.93
Direct Credit 481471 SuperChoice P/L PC140223-166129509	2: Nicole Day	17 Feb 2023	R1	71.62
Direct Credit 481471 SuperChoice P/L PC270223-153273296	2: Nicole Day	28 Feb 2023	R1	71.62
Employer Contribution: KNOX CITY COUNCIL	2: Nicole Day	28 Feb 2023	R1	397.28
Direct Credit 481471 SuperChoice P/L PC140323-155171102	2: Nicole Day	17 Mar 2023	R1	113.19
Employer Contribution: KNOX CITY COUNCIL	2: Nicole Day	29 Mar 2023	R1	584.04
Direct Credit 481471 SuperChoice P/L PC300323-157895171	2: Nicole Day	31 Mar 2023	R1	71.62
Direct Credit 481471 SuperChoice P/L PC110423-159321559	2: Nicole Day	14 Apr 2023	R1	71.62
Direct Credit 481471 SuperChoice P/L PC190423-161101392	2: Nicole Day	28 Apr 2023	R1	76.21
Employer Contribution: KNOX CITY COUNCIL	2: Nicole Day	28 Apr 2023	R1	607.49

Day Family Superannuation Fund
Statement of Taxable Income
For the Period from 1 July 2022 to 30 June 2023

Description	Investment Reference	Date	Tax Return	
			Ref.	Amount
Direct Credit 481471 SuperChoice P/L PC090523-194708605	2: Nicole Day	12 May 2023	R1	80.93
Employer Contribution: KNOX CITY COUNCIL	2: Nicole Day	22 May 2023	R1	717.27
Direct Credit 481471 SuperChoice P/L PC250523-150596199	2: Nicole Day	26 May 2023	R1	79.20
Employer Contribution: KNOX CITY COUNCIL	2: Nicole Day	21 Jun 2023	R1	559.43
<i>Less Rounding</i>			R1	(0.99)
Total Assessable Employer Contributions			R1	17,332.00
Total Assessable Personal Contributions			R2	0.00
Total No-TFN quoted contributions			R3	0.00
Total Transfer of Liability to life insurance company or PST			R6	0.00
Total Assessable Contributions			R	17,332.00
Total Other Income			S	0.00
Total Assessable Income Due to Changed Tax Status of Fund			T	0.00
Total Net Non-arm's Length Income			U	0.00
Total Exempt Current Pension Income			Y	0.00
Total Assessable Income				18,051.00
Deductions			Section C	
Total Interest Expenses within Australia			A	0.00
Total Interest Expenses Overseas			B	0.00
Total Capital Works Deductions			D	0.00
Total Deduction for Decline in Value of Depreciating Assets			E	0.00
Death or Disability Premiums				
ZAL LIFE INSURANCE NetBank BPAY 787853 500815683 Life Insurance NDD	1: Nicholas Day	09 Jan 2023	F	1,732.99
ZAL LIFE INSURANCE NetBank BPAY 787853 500815667 Life Insurance NJD	2: Nicole Day	09 Jan 2023	F	634.28
<i>Less Rounding</i>			F	(0.27)
Total Death or Disability Premiums			F	2,367.00
Total Death Benefit Increase			G	0.00
Approved Auditor Fee				
Transfer To SuperB2B Pty Ltd NetBank INV-0659 and INV-0660		11 Oct 2022	H	220.00
Transfer To SuperB2B Pty Ltd NetBank INV-0659 and INV-0660		11 Oct 2022	H	220.00
Total Approved Auditor Fee			H	440.00
Total Investment Expenses			I	0.00
Management and Administration Expenses				
ASIC NetBank BPAY 17301 2291650270831 ASIC Annual Fee		28 Sep 2022	J	59.00
Transfer To SuperB2B Pty Ltd NetBank INV-0659 and INV-0660		11 Oct 2022	J	1,650.00
Transfer To SuperB2B Pty Ltd NetBank INV-0659 and INV-0660		11 Oct 2022	J	1,650.00

Day Family Superannuation Fund
Statement of Taxable Income
For the Period from 1 July 2022 to 30 June 2023

Description	Investment Reference	Date	Tax Return Ref.	Amount
Total Management and Administration Expenses			J	3,359.00
Total Forestry Managed Investment Scheme Deduction			U	0.00
Other Deductions				
TAX OFFICE PAYMENTS NetBank BPAY 75556 949515445000185277 2021 Tax Payment		28 Sep 2022	L	259.00
TAX OFFICE PAYMENTS NetBank BPAY 75556 949515445000185277 2022 Tax Payment		28 Sep 2022	L	259.00
Transfer To Nicholas Day NetBank Transfer		02 Mar 2023	L	500.00
Audit Shield		16 May 2023	L	300.00
Total Other Deductions			L	1,318.00
Tax Losses Deducted				
Tax Losses Brought Forward		30 Jun 2023	M	0.00
Less Net Exempt Income		30 Jun 2023	M	0.00
Total Tax Losses Deducted			M	0.00
Total Deductions				7,484.00
Taxable Income or Loss			(V - N) O	10,567.00

Income Tax Calculation Statement

Section D

Gross Tax

Gross Tax @ 15% for Concessional Income		30 Jun 2023	T1	1,585.05
Gross Tax @ 45% for Net Non-Arm's Length Income		30 Jun 2023	T1	0.00
No-TFN Quoted Contributions @ 32%		30 Jun 2023	J	0.00
Total Gross Tax				1,585.05

Credit: Foreign Tax Income Offset

Distribution - Tax Statement	IOO: Ishares Global 100 ETF - Ishares Global 100 ETF	30 Jun 2023	C1	2.03
Distribution - Tax Statement	IOO: Ishares Global 100 ETF - Ishares Global 100 ETF	30 Jun 2023	C1	4.71
Distribution - Tax Statement	VAS: Vanguard Australian Shares Index ETF - Vanguard Australian Shares Index ETF	30 Jun 2023	C1	0.02
Distribution - Tax Statement	VAS: Vanguard Australian Shares Index ETF - Vanguard Australian Shares Index ETF	30 Jun 2023	C1	0.02
Distribution - Tax Statement	VAS: Vanguard Australian Shares Index ETF - Vanguard Australian Shares Index ETF	30 Jun 2023	C1	0.03
Distribution - Tax Statement	VAS: Vanguard Australian Shares Index ETF - Vanguard Australian Shares Index ETF	30 Jun 2023	C1	0.04

Total Credit: Foreign Tax Income Offset

C1 6.85

Total Credit: Rebates and Tax Offset

C2 0.00

Rebates and Offsets

C 6.85

SUBTOTAL

1,578.20

Credit: Refundable Franking Credits

CBA AUD 2.1 FRANKED, 30% CTR, DRP NIL DISC	CBA: Commonwealth Bank Of Australia.	29 Sep 2022	E1	20.70
Distribution - Tax Statement	ILC: Ishares S&P/ASX 20 ETF - Ishares S&P/ASX 20 ETF	30 Jun 2023	E1	21.60
Distribution - Tax Statement	ILC: Ishares S&P/ASX 20 ETF - Ishares S&P/ASX 20 ETF	30 Jun 2023	E1	5.74
Distribution - Tax Statement	ILC: Ishares S&P/ASX 20 ETF - Ishares S&P/ASX 20 ETF	30 Jun 2023	E1	12.82

Day Family Superannuation Fund
Statement of Taxable Income
For the Period from 1 July 2022 to 30 June 2023

Description	Investment Reference	Date	Tax Return Ref.	Amount
Distribution - Tax Statement	ILC: Ishares S&P/ASX 20 ETF - Ishares S&P/ASX 20 ETF	30 Jun 2023	E1	3.85
NAB AUD 0.73 FRANKED, 30% CTR, DRP NIL DISC, BSP	NAB: National Australia Bank Limited	05 Jul 2022	E1	26.91
NAB AUD 0.78 FRANKED, 30% CTR, DRP NIL DISC, BSP	NAB: National Australia Bank Limited	14 Dec 2022	E1	29.42
Distribution - Tax Statement	VAS: Vanguard Australian Shares Index ETF - Vanguard Australian Shares Index ETF	30 Jun 2023	E1	7.05
Distribution - Tax Statement	VAS: Vanguard Australian Shares Index ETF - Vanguard Australian Shares Index ETF	30 Jun 2023	E1	5.42
Distribution - Tax Statement	VAS: Vanguard Australian Shares Index ETF - Vanguard Australian Shares Index ETF	30 Jun 2023	E1	8.36
Distribution - Tax Statement	VAS: Vanguard Australian Shares Index ETF - Vanguard Australian Shares Index ETF	30 Jun 2023	E1	13.10
WBC AUD 0.64 FRANKED, 30% CTR, DRP NIL DISC	WBC: Westpac Banking Corporation	20 Dec 2022	E1	24.96
Total Credit: Refundable Franking Credits			E1	179.93
Total Credit: No-TFN Tax Offset			E2	0.00
Total Credit: Refundable National Rental Affordability Scheme Tax Offset			E3	0.00
Total Credit: Interest on Early Payments			H1	0.00
Total Credit: Foreign Resident Withholding			H2	0.00
Total Credit: ABN/TFN Not Quoted (Non-Individual)			H3	0.00
Total Credit: Interest on No-TFN Tax Offset			H6	0.00
Total Eligible Credits				0.00
Net Tax Payable				1,398.27
PAYG Instalments Raised				
TAX OFFICE PAYMENTS NetBank BPAY 75556 001287415401280960 Sept 2022 PAYG		30 Sep 2022	K	398.00
TAX OFFICE PAYMENTS NetBank BPAY 75556 001287415401280960 March 2023 PAYG		31 Dec 2022	K	404.00
TAX OFFICE PAYMENTS NetBank BPAY 75556 001287415401280960 June 2023 PAYG		31 Mar 2023	K	404.00
TAX OFFICE PAYMENTS NetBank BPAY 75556 001287415401280960 March 2023 PAYG		31 Mar 2023	K	410.00
Total PAYG Instalments Raised			K	1,616.00
Total Supervisory Levy			L	259.00
Total Supervisory Levy Adjustment for Wound Up Funds			M	0.00
Total Supervisory Levy Adjustment for New Funds			N	0.00
Total Amount Due / (Refundable)				41.27



SUPER B2B

TAX RETURN

Self-managed superannuation fund annual return **2023**

Who should complete this annual return?

Only self-managed superannuation funds (SMSFs) can complete this annual return. All other funds must complete the *Fund income tax return 2023* (NAT 71287).

- ! The *Self-managed superannuation fund annual return instructions 2023* (NAT 71606) (the instructions) can assist you to complete this annual return.
- The SMSF annual return cannot be used to notify us of a change in fund membership. You must update fund details via ABR.gov.au or complete the Change of details for superannuation entities form (NAT 3036).

To complete this annual return

- Print clearly, using a BLACK pen only.
- Use BLOCK LETTERS and print one character per box.

S M I T H S T

- Place X in ALL applicable boxes.

➤ Postal address for annual returns:

Australian Taxation Office
GPO Box 9845
[insert the name and postcode
of your capital city]

For example;

Australian Taxation Office
GPO Box 9845
SYDNEY NSW 2001

Section A: Fund information

1 **Tax file number (TFN)**

➤ To assist processing, write the fund's TFN at the top of pages 3, 5, 7 and 9.

- ! The ATO is authorised by law to request your TFN. You are not obliged to quote your TFN but not quoting it could increase the chance of delay or error in processing your annual return. See the Privacy note in the Declaration.

2 **Name of self-managed superannuation fund (SMSF)**

Day Family Superannuation Fund

3 **Australian business number (ABN)** (if applicable)

4 **Current postal address**

PO Box 16110

Suburb/town

Collins Street West

State/territory

VIC

Postcode

8007

5 **Annual return status**

Is this an amendment to the SMSF's 2023 return?

A No Yes

Is this the first required return for a newly registered SMSF?

B No Yes

Fund's tax file number (TFN) **6 SMSF auditor**

Auditor's name

Title:

Family name

First given name

Other given names

SMSF Auditor Number

Auditor's phone number

Postal address

Suburb/town

State/territory

Postcode

Date audit was completed

A

Day	Month	Year
<input type="text"/>	<input type="text"/>	<input type="text"/>

Was Part A of the audit report qualified?

B No Yes

Was Part B of the audit report qualified?

C No Yes

If Part B of the audit report was qualified, have the reported issues been rectified?

D No Yes **7 Electronic funds transfer (EFT)**

We need your self-managed super fund's financial institution details to pay any super payments and tax refunds owing to you.

A Fund's financial institution account details

This account is used for super contributions and rollovers. Do not provide a tax agent account here.

Fund BSB number

Fund account number

Fund account name

I would like my tax refunds made to this account. Go to C.**B Financial institution account details for tax refunds**

This account is used for tax refunds. You can provide a tax agent account here.

BSB number

Account number

Account name

C Electronic service address alias

Provide the electronic service address alias (ESA) issued by your SMSF messaging provider. (For example, SMSFdataESAAlias). See instructions for more information.

Fund's tax file number (TFN)

- 8 Status of SMSF** Australian superannuation fund **A** No Yes Fund benefit structure **B** Code
- Does the fund trust deed allow acceptance of the Government's Super Co-contribution and Low Income Super Amounts? **C** No Yes

9 Was the fund wound up during the income year?

No Yes If yes, provide the date on which the fund was wound up Day Month Year Have all tax lodgment and payment obligations been met? No Yes

10 Exempt current pension income

Did the fund pay retirement phase superannuation income stream benefits to one or more members in the income year?

To claim a tax exemption for current pension income, you must pay at least the minimum benefit payment under the law. Record exempt current pension income at Label **A**.

No Go to Section B: Income.

Yes Exempt current pension income amount **A** \$.00

Which method did you use to calculate your exempt current pension income?

Segregated assets method **B**

Unsegregated assets method **C** Was an actuarial certificate obtained? **D** Yes

Did the fund have any other income that was assessable?

E Yes Go to Section B: Income.

No Choosing 'No' means that you do not have any assessable income, including no-TFN quoted contributions. Go to Section C: Deductions and non-deductible expenses. (Do **not** complete Section B: Income.)

If you are entitled to claim any tax offsets, you can list these at Section D: Income tax calculation statement.

Section B: Income

Do not complete this section if all superannuation interests in the SMSF were supporting superannuation income streams in the retirement phase for the **entire year**, there was **no** other income that was assessable, and you **have not** realised a deferred notional gain. If you are entitled to claim any tax offsets, you can record these at Section D: Income tax calculation statement.

11 Income

Did you have a capital gains tax (CGT) event during the year?

G No Yes

If the total capital loss or total capital gain is greater than \$10,000 or you elected to use the transitional CGT relief in 2017 and the deferred notional gain has been realised, complete and attach a *Capital gains tax (CGT) schedule 2023*.

Have you applied an exemption or rollover?

M No Yes

Code

Net capital gain **A** \$ 0 **00**

Gross rent and other leasing and hiring income **B** \$ 0 **00**

Gross interest **C** \$ 63 **00**

Forestry managed investment scheme income **X** \$ 0 **00**

D1 \$ 47 00	Gross foreign income	D \$ 47 00	Loss <input type="checkbox"/>
Net foreign income			

Australian franking credits from a New Zealand company **E** \$ 0 **00**

Transfers from foreign funds **F** \$ 0 **00** Number

Gross payments where ABN not quoted **H** \$ **00**

Calculation of assessable contributions

Assessable employer contributions
R1 \$ 17332 **00**

plus Assessable personal contributions
R2 \$ 0 **00**

plus ****No-TFN-quoted contributions**
R3 \$ 0 **00**
(an amount must be included even if it is zero)

less Transfer of liability to life insurance company or PST
R6 \$ **00**

Gross distribution from partnerships I \$ 00	Loss <input type="checkbox"/>
*Unfranked dividend amount J \$ 0 00	
*Franked dividend amount K \$ 237 00	
*Dividend franking credit L \$ 101 00	
*Gross trust distributions M \$ 271 00	Code P
Assessable contributions (R1 plus R2 plus R3 less R6)	
R \$ 17332 00	

Calculation of non-arm's length income

*Net non-arm's length private company dividends **U1** \$ 0 **00**

plus *Net non-arm's length trust distributions **U2** \$ 0 **00**

plus *Net other non-arm's length income **U3** \$ 0 **00**

*Other income S \$ 0 00	Code <input type="checkbox"/>
*Assessable income due to changed tax status of fund T \$ 0 00	
Net non-arm's length income (subject to 45% tax rate) (U1 plus U2 plus U3)	
U \$ 0 00	

#This is a mandatory label.

*If an amount is entered at this label, check the instructions to ensure the correct tax treatment has been applied.

GROSS INCOME (Sum of labels A to U)	W \$ 18051 00	Loss <input type="checkbox"/>
Exempt current pension income Y \$ 00		
TOTAL ASSESSABLE INCOME (W less Y)	V \$ 18051 00	Loss <input type="checkbox"/>

Fund's tax file number (TFN)

Section C: Deductions and non-deductible expenses

12 Deductions and non-deductible expenses

Under 'Deductions' list all expenses and allowances you are entitled to claim a deduction for. Under 'Non-deductible expenses', list all other expenses or normally allowable deductions that you cannot claim as a deduction (for example, all expenses related to exempt current pension income should be recorded in the 'Non-deductible expenses' column).

	DEDUCTIONS	NON-DEDUCTIBLE EXPENSES
Interest expenses within Australia	A1 \$ <input type="text" value="0"/> -00	A2 \$ <input type="text" value="0"/> -00
Interest expenses overseas	B1 \$ <input type="text" value="0"/> -00	B2 \$ <input type="text" value="0"/> -00
Capital works expenditure	D1 \$ <input type="text" value="0"/> -00	D2 \$ <input type="text" value="0"/> -00
Decline in value of depreciating assets	E1 \$ <input type="text" value="0"/> -00	E2 \$ <input type="text" value="0"/> -00
Insurance premiums – members	F1 \$ <input type="text" value="2367"/> -00	F2 \$ <input type="text" value="0"/> -00
SMSF auditor fee	H1 \$ <input type="text" value="440"/> -00	H2 \$ <input type="text" value="0"/> -00
Investment expenses	I1 \$ <input type="text" value="0"/> -00	I2 \$ <input type="text" value="0"/> -00
Management and administration expenses	J1 \$ <input type="text" value="3359"/> -00	J2 \$ <input type="text" value="0"/> -00
Forestry managed investment scheme expense	U1 \$ <input type="text" value="0"/> -00	U2 \$ <input type="text" value="0"/> -00
Other amounts	L1 \$ <input type="text" value="1318"/> -00 Code 0	L2 \$ <input type="text" value="0"/> -00 Code
Tax losses deducted	M1 \$ <input type="text" value="0"/> -00	

TOTAL DEDUCTIONS
N \$ -00
 (Total **A1** to **M1**)

TOTAL NON-DEDUCTIBLE EXPENSES
Y \$ -00
 (Total **A2** to **L2**)

#TAXABLE INCOME OR LOSS Loss
O \$ -00
 (TOTAL ASSESSABLE INCOME less TOTAL DEDUCTIONS)

TOTAL SMSF EXPENSES
Z \$ -00
 (N plus Y)

#This is a mandatory label.

Fund's tax file number (TFN)

Section D: Income tax calculation statement

#Important:

Section B label **R3**, Section C label **O** and Section D labels **A, T1, J, T5** and **I** are mandatory. If you leave these labels blank, you will have specified a zero amount.

13 Calculation statement

Please refer to the *Self-managed superannuation fund annual return instructions 2023* on how to complete the calculation statement.

#Taxable income	A \$	<input type="text" value="10567"/>	-00
<i>(an amount must be included even if it is zero)</i>			
#Tax on taxable income	T1 \$	<input type="text" value="1585.05"/>	
<i>(an amount must be included even if it is zero)</i>			
#Tax on no-TFN-quoted contributions	J \$	<input type="text" value="0"/>	
<i>(an amount must be included even if it is zero)</i>			

Gross tax **B \$**
(T1 plus J)

Foreign income tax offset	C1 \$	<input type="text" value="6.85"/>	
Rebates and tax offsets	C2 \$	<input type="text"/>	
Non-refundable non-carry forward tax offsets	C \$	<input type="text" value="6.85"/>	
<i>(C1 plus C2)</i>			

SUBTOTAL 1
T2 \$
(B less C – cannot be less than zero)

Early stage venture capital limited partnership tax offset	D1 \$	<input type="text" value="0"/>	
Early stage venture capital limited partnership tax offset carried forward from previous year	D2 \$	<input type="text" value="0"/>	
Early stage investor tax offset	D3 \$	<input type="text" value="0"/>	
Early stage investor tax offset carried forward from previous year	D4 \$	<input type="text" value="0"/>	
Non-refundable carry forward tax offsets	D \$	<input type="text" value="0"/>	
<i>(D1 plus D2 plus D3 plus D4)</i>			

SUBTOTAL 2
T3 \$
(T2 less D – cannot be less than zero)

Complying fund's franking credits tax offset	E1 \$	<input type="text" value="179.93"/>	
No-TFN tax offset	E2 \$	<input type="text"/>	
National rental affordability scheme tax offset	E3 \$	<input type="text"/>	
Exploration credit tax offset	E4 \$	<input type="text"/>	
Refundable tax offsets	E \$	<input type="text" value="179.93"/>	
<i>(E1 plus E2 plus E3 plus E4)</i>			

#TAX PAYABLE **T5 \$**
(T3 less E – cannot be less than zero)

Section 102AAM interest charge
G \$

Fund's tax file number (TFN)

Credit for tax withheld – foreign resident withholding (excluding capital gains)	H2 \$ <input type="text" value="0"/>
Credit for tax withheld – where ABN or TFN not quoted (non-individual)	H3 \$ <input type="text" value="0"/>
Credit for TFN amounts withheld from payments from closely held trusts	H5 \$ <input type="text"/>
Credit for interest on no-TFN tax offset	H6 \$ <input type="text"/>
Credit for foreign resident capital gains withholding amounts	H8 \$ <input type="text"/>
Eligible credits	H \$ <input type="text" value="0"/>
	<i>(H2 plus H3 plus H5 plus H6 plus H8)</i>

#Tax offset refunds (Remainder of refundable tax offsets)	I \$ <input type="text" value="0"/>
	<i>(unused amount from label E – an amount must be included even if it is zero)</i>

PAYG instalments raised	K \$ <input type="text" value="1616"/>	
Supervisory levy	L \$ <input type="text" value="259"/>	
Supervisory levy adjustment for wound up funds	M \$ <input type="text"/>	
Supervisory levy adjustment for new funds	N \$ <input type="text"/>	

AMOUNT DUE OR REFUNDABLE A positive amount at S is what you owe, while a negative amount is refundable to you.	S \$ <input type="text" value="41.27"/>
	<i>(T5 plus G less H less I less K plus L less M plus N)</i>

#This is a mandatory label.

Section E: Losses

14 Losses

! If total loss is greater than \$100,000, complete and attach a *Losses schedule 2023*.

Tax losses carried forward to later income years	U \$ <input type="text" value="0"/>	-00
Net capital losses carried forward to later income years	V \$ <input type="text" value="39279"/>	-00

Section F: Member information

MEMBER 1

Title:

Family name

First given name

Other given names

Member's TFN

See the Privacy note in the Declaration.

Day Month Year

Date of birth

Contributions

OPENING ACCOUNT BALANCE \$

! Refer to instructions for completing these labels.

Employer contributions

A \$

ABN of principal employer

A1

Personal contributions

B \$

CGT small business retirement exemption

C \$

CGT small business 15-year exemption amount

D \$

Personal injury election

E \$

Spouse and child contributions

F \$

Other third party contributions

G \$

Proceeds from primary residence disposal

H \$

Receipt date

Day Month Year

H1

Assessable foreign superannuation fund amount

I \$

Non-assessable foreign superannuation fund amount

J \$

Transfer from reserve: assessable amount

K \$

Transfer from reserve: non-assessable amount

L \$

Contributions from non-complying funds and previously non-complying funds

T \$

Any other contributions (including Super Co-contributions and Low Income Super Amounts)

M \$

TOTAL CONTRIBUTIONS N \$

(Sum of labels **A** to **M**)

Other transactions

Allocated earnings or losses

O \$

Loss

Inward rollovers and transfers

P \$

Outward rollovers and transfers

Q \$

Lump Sum payments

R1 \$

Income stream payments

R2 \$

Code

Code

Accumulation phase account balance
S1 \$

Retirement phase account balance - Non CDBIS
S2 \$

Retirement phase account balance - CDBIS
S3 \$

TRIS Count

CLOSING ACCOUNT BALANCE S \$

(**S1** plus **S2** plus **S3**)

Accumulation phase value **X1** \$

Retirement phase value **X2** \$

Outstanding limited recourse borrowing arrangement amount **Y** \$

Fund's tax file number (TFN)

MEMBER 2

Title:

Family name

First given name

Other given names

Member's TFN
See the Privacy note in the Declaration.

Date of birth
Day Month Year

Contributions

OPENING ACCOUNT BALANCE \$

! Refer to instructions for completing these labels.

Proceeds from primary residence disposal
H \$

Employer contributions
A \$

Receipt date
Day Month Year
H1

ABN of principal employer
A1

Assessable foreign superannuation fund amount
I \$

Personal contributions
B \$

Non-assessable foreign superannuation fund amount
J \$

CGT small business retirement exemption
C \$

Transfer from reserve: assessable amount
K \$

CGT small business 15-year exemption amount
D \$

Transfer from reserve: non-assessable amount
L \$

Personal injury election
E \$

Contributions from non-complying funds and previously non-complying funds
T \$

Spouse and child contributions
F \$

Any other contributions (including Super Co-contributions and Low Income Super Amounts)
M \$

Other third party contributions
G \$

TOTAL CONTRIBUTIONS N \$
(Sum of labels A to M)

Other transactions

Allocated earnings or losses **O** \$

Loss

Accumulation phase account balance
S1 \$

Inward rollovers and transfers **P** \$

Retirement phase account balance - Non CDBIS
S2 \$

Outward rollovers and transfers **Q** \$

Retirement phase account balance - CDBIS
S3 \$

Lump Sum payments **R1** \$

Code

Income stream payments **R2** \$

Code

TRIS Count

CLOSING ACCOUNT BALANCE S \$
(S1 plus S2 plus S3)

Accumulation phase value **X1** \$

Retirement phase value **X2** \$

Outstanding limited recourse borrowing arrangement amount **Y** \$

Fund's tax file number (TFN)

Section H: **Assets and liabilities**

15 ASSETS

15a Australian managed investments

Listed trusts **A** \$ -00
 Unlisted trusts **B** \$ -00
 Insurance policy **C** \$ -00
 Other managed investments **D** \$ -00

15b Australian direct investments

Limited recourse borrowing arrangements
 Australian residential real property
J1 \$ -00
 Australian non-residential real property
J2 \$ -00
 Overseas real property
J3 \$ -00
 Australian shares
J4 \$ -00
 Overseas shares
J5 \$ -00
 Other
J6 \$ -00
 Property count
J7

Cash and term deposits **E** \$ -00
 Debt securities **F** \$ -00
 Loans **G** \$ -00
 Listed shares **H** \$ -00
 Unlisted shares **I** \$ -00
 Limited recourse borrowing arrangements **J** \$ -00
 Non-residential real property **K** \$ -00
 Residential real property **L** \$ -00
 Collectables and personal use assets **M** \$ -00
 Other assets **O** \$ -00

15c Other investments

Crypto-Currency **N** \$ -00

15d Overseas direct investments

Overseas shares **P** \$ -00
 Overseas non-residential real property **Q** \$ -00
 Overseas residential real property **R** \$ -00
 Overseas managed investments **S** \$ -00
 Other overseas assets **T** \$ -00

TOTAL AUSTRALIAN AND OVERSEAS ASSETS **U** \$ -00
 (Sum of labels **A** to **T**)

15e In-house assets

Did the fund have a loan to, lease to or investment in, related parties (known as in-house assets) at the end of the income year?
A No Yes \$ -00

Fund's tax file number (TFN)

15f Limited recourse borrowing arrangements

If the fund had an LRBA were the LRBA borrowings from a licensed financial institution? **A** No Yes

Did the members or related parties of the fund use personal guarantees or other security for the LRBA? **B** No Yes

16 LIABILITIES

Borrowings for limited recourse borrowing arrangements	V1 \$ <input type="text" value=""/>	-00		
Permissible temporary borrowings	V2 \$ <input type="text" value=""/>	-00		
Other borrowings	V3 \$ <input type="text" value=""/>	-00	Borrowings	V \$ <input type="text" value="0"/>
				-00
Total member closing account balances (total of all CLOSING ACCOUNT BALANCES from Sections F and G)			W \$	<input type="text" value="55308"/>
				-00
Reserve accounts	X \$	<input type="text" value="0"/>		-00
Other liabilities	Y \$	<input type="text" value="8749"/>		-00
TOTAL LIABILITIES			Z \$	<input type="text" value="64057"/>
				-00

Section I: Taxation of financial arrangements

17 Taxation of financial arrangements (TOFA)

Total TOFA gains **H** \$

Total TOFA losses **I** \$

Section J: Other information

Family trust election status

If the trust or fund has made, or is making, a family trust election, write the four-digit **income year specified** of the election (for example, for the 2022–23 income year, write **2023**). **A**

If revoking or varying a family trust election, print **R** for revoke or print **V** for variation, and complete and attach the *Family trust election, revocation or variation 2023*. **B**

Interposed entity election status

If the trust or fund has an existing election, write the earliest income year specified. If the trust or fund is making one or more elections this year, write the earliest income year being specified and complete an *Interposed entity election or revocation 2023* for each election. **C**

If revoking an interposed entity election, print **R**, and complete and attach the *Interposed entity election or revocation 2023*. **D**

Section K: **Declarations**

 Penalties may be imposed for false or misleading information in addition to penalties relating to any tax shortfalls.

Important

Before making this declaration check to ensure that all income has been disclosed and the annual return, all attached schedules and any additional documents are true and correct in every detail. If you leave labels blank, you will have specified a zero amount or the label was not applicable to you. If you are in doubt about any aspect of the annual return, place all the facts before the ATO.

Privacy

The ATO is authorised by the *Taxation Administration Act 1953* to request the provision of tax file numbers (TFNs). We will use the TFN to identify the entity in our records. It is not an offence not to provide the TFN. However if you do not provide the TFN, the processing of this form may be delayed.

Taxation law authorises the ATO to collect information and disclose it to other government agencies. For information about your privacy go to ato.gov.au/privacy

TRUSTEE'S OR DIRECTOR'S DECLARATION:

I declare that, the current trustees and directors have authorised this annual return and it is documented as such in the SMSF's records. I have received a copy of the audit report and are aware of any matters raised therein. The information on this annual return, including any attached schedules and additional documentation is true and correct.

Authorised trustee's, director's or public officer's signature

Date Day / Month / Year

Preferred trustee or director contact details:

Title:

Family name

First given name

Other given names

Phone number

Email address

Non-individual trustee name (if applicable)

ABN of non-individual trustee

Time taken to prepare and complete this annual return Hrs

 The Commissioner of Taxation, as Registrar of the Australian Business Register, may use the ABN and business details which you provide on this annual return to maintain the integrity of the register. For further information, refer to the instructions.

TAX AGENT'S DECLARATION:

I declare that the *Self-managed superannuation fund annual return 2023* has been prepared in accordance with information provided by the trustees, that the trustees have given me a declaration stating that the information provided to me is true and correct, and that the trustees have authorised me to lodge this annual return.

Tax agent's signature

Date Day / Month / Year

Tax agent's contact details

Title:

Family name

First given name

Other given names

Tax agent's practice

Tax agent's phone number

Reference number

Tax agent number

Capital gains tax (CGT) schedule **2023**

When completing this form

- Print clearly, using a black or dark blue pen only.
 - Use BLOCK LETTERS and print one character in each box.
- S M I T H S T
- Do not use correction fluid or covering stickers.
 - Sign next to any corrections with your **full signature** (not initials).

- Use in conjunction with company, trust, fund income tax return or the self-managed superannuation fund annual return.
- Refer to the *Guide to capital gains tax 2023* available on our website at ato.gov.au for instructions on how to complete this schedule.

Tax file number (TFN)

- ! We are authorised by law to request your TFN. You do not have to quote your TFN. However, if you don't it could increase the chance of delay or error in processing your form.

Australian business number (ABN)

Taxpayer's name

Day Family Superannuation Fund

1 Current year capital gains and capital losses

	Capital gain	Capital loss
Shares in companies listed on an Australian securities exchange	A \$ <input type="text" value="2216"/> ·00	K \$ <input type="text" value="15"/> ·00
Other shares	B \$ <input type="text" value="0"/> ·00	L \$ <input type="text" value="0"/> ·00
Units in unit trusts listed on an Australian securities exchange	C \$ <input type="text" value="0"/> ·00	M \$ <input type="text" value="0"/> ·00
Other units	D \$ <input type="text" value="0"/> ·00	N \$ <input type="text" value="0"/> ·00
Real estate situated in Australia	E \$ <input type="text" value="0"/> ·00	O \$ <input type="text" value="0"/> ·00
Other real estate	F \$ <input type="text" value="0"/> ·00	P \$ <input type="text" value="0"/> ·00
Amount of capital gains from a trust (including a managed fund)	G \$ <input type="text" value="11"/> ·00	
Collectables	H \$ <input type="text" value="0"/> ·00	Q \$ <input type="text" value="0"/> ·00
Other CGT assets and any other CGT events	I \$ <input type="text" value="0"/> ·00	R \$ <input type="text" value="0"/> ·00
Amount of capital gain previously deferred under transitional CGT relief for superannuation funds	S \$ <input type="text" value="0"/> ·00	
Total current year capital gains	J \$ <input type="text" value="2227"/> ·00	

Add the amounts at labels **K** to **R** and write the total in item 2 label **A – Total current year capital losses**.

Fund's tax file number (TFN) 949515445

2 Capital lossesTotal current year capital losses **A** \$ -00Total current year capital losses applied **B** \$ -00Total prior year net capital losses applied **C** \$ -00Total capital losses transferred in applied
(only for transfers involving a foreign bank branch or
permanent establishment of a foreign financial entity) **D** \$ -00Total capital losses applied **E** \$ -00Add amounts at **B**, **C** and **D**.**3 Unapplied net capital losses carried forward**Net capital losses from collectables carried forward to later income years **A** \$ -00Other net capital losses carried forward to later income years **B** \$ -00Add amounts at **A** and **B** and transfer the total
to label **V – Net capital losses carried forward**
to later income years on your tax return.**4 CGT discount**Total CGT discount applied **A** \$ -00**5 CGT concessions for small business**Small business active asset reduction **A** \$ -00Small business retirement exemption **B** \$ -00Small business rollover **C** \$ -00Total small business concessions applied **D** \$ -00**6 Net capital gain**Net capital gain **A** \$ -001J less 2E less 4A less 5D (cannot be less than
zero). Transfer the amount at **A** to label **A – Net**
capital gain on your tax return.

Fund's tax file number (TFN) 949515445

7 Earnout arrangements

Are you a party to an earnout arrangement? **A** Yes, as a buyer Yes, as a seller No
 (Print in the appropriate box.)

! If you are a party to more than one earnout arrangement, copy and attach a separate sheet to this schedule providing the details requested here for each additional earnout arrangement.

How many years does the earnout arrangement run for? **B**

What year of that arrangement are you in? **C**

If you are the seller, what is the total estimated capital proceeds from the earnout arrangement? **D** \$ -00

Amount of any capital gain or loss you made under your non-qualifying arrangement in the income year. **E** \$ -00 / ^{LOSS}

! Request for amendment

If you received or provided a financial benefit under a look-through earnout right created in an earlier income year and you wish to seek an amendment to that earlier income year, complete the following:

Income year earnout right created **F**

Amended net capital gain or capital losses carried forward **G** \$ -00 / ^{LOSS}

8 Other CGT information required (if applicable)

Small business 15 year exemption – exempt capital gains **A** \$ -00 / ^{CODE}

Capital gains disregarded by a foreign resident **B** \$ -00

Capital gains disregarded as a result of a scrip for scrip rollover **C** \$ -00

Capital gains disregarded as a result of an inter-company asset rollover **D** \$ -00

Capital gains disregarded by a demerging entity **E** \$ -00

2023**Losses schedule**

Companies and trusts that do not join consolidated groups should complete and attach this schedule to their 2023 tax return. Superannuation funds should complete and attach this schedule to their 2023 tax return. Print neatly in BLOCK LETTERS with a black or blue ballpoint pen only. Print one letter or number in each box. Do not use correction fluid or tape.

Place *X* in all applicable boxes.

Refer to *Losses schedule instructions 2023*, available on our website ato.gov.au for instructions on how to complete this schedule.

Tax file number (TFN)

949515445

Name of entity

Day Family Superannuation Fund

Australian business number

28741540128

Part A – Losses carried forward to the 2023 –24 income year – excludes film losses

1 Tax losses carried forward to later income years

Year of loss		
2022–23	B	<input type="text"/> -00
2021–22	C	<input type="text"/> -00
2020–21	D	<input type="text"/> -00
2019–20	E	<input type="text"/> -00
2018–19	F	<input type="text"/> -00
2017–18 and earlier income years	G	<input type="text"/> -00
Total	U	<input type="text"/> 0 -00

Transfer the amount at **U** to the **Tax losses carried forward to later income years** label on your tax return.

2 Net capital losses carried forward to later income years

Year of loss		
2022–23	H	<input type="text"/> -00
2021–22	I	<input type="text"/> -00
2020–21	J	<input type="text"/> -00
2019–20	K	<input type="text"/> 39279 -00
2018–19	L	<input type="text"/> -00
2017–18 and earlier income years	M	<input type="text"/> -00
Total	V	<input type="text"/> 39279 -00

Transfer the amount at **V** to the **Net capital losses carried forward to later income years** label on your tax return.

Part B – Ownership and business continuity test – company and listed widely held trust only

Complete item 3 of **Part B** if a loss is being carried forward to later income years and the business continuity test has to be satisfied in relation to that loss.

Do not complete items 1 or 2 of **Part B** if, in the 2022–23 income year, no loss has been claimed as a deduction, applied against a net capital gain or, in the case of companies, losses have not been transferred in or out.

1 Whether continuity of majority ownership test passed

Note: If the entity has deducted, applied, transferred in or transferred out (as applicable) in the 2022–23 income year loss incurred in any of the listed years, print **X** in the **Yes** or **No** box to indicate whether the entity has satisfied the continuity of majority ownership test in respect of that loss.

Year of loss		Yes	No
2022–23	A	<input type="checkbox"/>	<input type="checkbox"/>
2021–22	B	<input type="checkbox"/>	<input type="checkbox"/>
2020–21	C	<input type="checkbox"/>	<input type="checkbox"/>
2019–20	D	<input type="checkbox"/>	<input type="checkbox"/>
2018–19	E	<input type="checkbox"/>	<input type="checkbox"/>
2017–18 and earlier income years	F	<input type="checkbox"/>	<input type="checkbox"/>

2 Amount of losses deducted/applied for which the continuity of majority ownership test is not passed but the business continuity test is satisfied – excludes film losses

Tax losses **G** -00

Net capital losses **H** -00

3 Losses carried forward for which the business continuity test must be satisfied before they can be deducted/applied in later years – excludes film losses

Tax losses **I** -00

Net capital losses **J** -00

4 Do current year loss provisions apply?

Is the company required to calculate its taxable income or tax loss for the year under Subdivision 165-B or its net capital gain or net capital loss for the year under Subdivision 165-CB of the *Income Tax Assessment Act 1997* (ITAA 1997)?

K Yes No

Part C – Unrealised losses – company only

Note: These questions relate to the operation of Subdivision 165-CC of ITAA 1997.

Has a changeover time occurred in relation to the company after 1.00pm by legal time in the Australian Capital Territory on 11 November 1999?

L Yes No

If you printed **X** in the **No** box at **L**, do not complete **M**, **N** or **O**.

At the changeover time did the company satisfy the maximum net asset value test under section 152-15 of ITAA 1997?

M Yes No

If you printed **X** in the **No** box at **M**, has the company determined it had an unrealised net loss at the changeover time?

N Yes No

If you printed **X** in the **Yes** box at **N**, what was the amount of unrealised net loss calculated under section 165-115E of ITAA 1997?

O -00

Part D – Life insurance companiesComplying superannuation class tax losses carried forward to later income years **P** -00Complying superannuation net capital losses carried forward to later income years **Q** -00**Part E – Controlled foreign company losses**Current year CFC losses **M** -00CFC losses deducted **N** -00CFC losses carried forward **O** -00**Part F – Tax losses reconciliation statement**Balance of tax losses brought forward from the prior income year **A** -00**ADD** Uplift of tax losses of designated infrastructure project entities **B** -00**SUBTRACT** Net forgiven amount of debt **C** -00**ADD** Tax loss incurred (if any) during current year **D** -00**ADD** Tax loss amount from conversion of excess franking offsets **E** -00**SUBTRACT** Net exempt income **F** -00**SUBTRACT** Tax losses forgone **G** -00**SUBTRACT** Tax losses deducted **H** -00**SUBTRACT** Tax losses transferred out under Subdivision 170-A
(only for transfers involving a foreign bank branch or a PE of a foreign financial entity) **I** -00Total tax losses carried forward to later income years **J** -00 Transfer the amount at **J** to the **Tax losses carried forward to later income years** label on your tax return.



SUPER B2B

**MEMBER
INFORMATION
STATEMENT**

Day Family Superannuation Fund

Members Summary Report - For the period 1/07/2022 to 30/06/2023

Member's Detail	Opening Balance	Increases				Decreases				Closing Balance		
		Contrib	Tran In	Profit	Ins Proc	Tax	Exp	Ins Prem	Tran Out	Ben Paid		
Mr Nicholas Day												
73 Bayview Crescent THE BASIN VIC 3154												
Accumulation Accumulation	28,779.29	11,165.85	0.00	(3,114.82)	0.00	(893.13)	0.00	(1,732.99)	0.00	0.00	34,204.20	✓
	28,779.29	11,165.85	0.00	(3,114.82)	0.00	(893.13)	0.00	(1,732.99)	✓ 0.00	0.00	34,204.20	✓
Mrs Nicole Day												
73 Bayview Crescent THE BASIN VIC 3154												
Accumulation Accumulation	17,981.60	6,167.14	0.00	(1,897.72)	0.00	(511.99)	0.00	(634.28)	✓ 0.00	0.00	21,104.75	✓
	17,981.60	6,167.14	0.00	(1,897.72)	0.00	(511.99)	0.00	(634.28)	0.00	0.00	21,104.75	✓
	46,760.89	17,332.99	0.00	(5,012.54)	0.00	(1,405.12)	0.00	(2,367.27)	✓ 0.00	0.00	55,308.95	

Day Family Superannuation Fund
(ABN: 28 741 540 128)

Consolidated Member Benefit Totals

Period	Member Account Details
1 July 2022 - 30 June 2023	Residential Address: 73 Bayview Crescent THE BASIN, VIC 3154
Member	Date of Birth: 19 July 1980
Number: 1	Date Joined Fund: 28 July 2013
Mr Nicholas Day	Eligible Service Date: 10 February 1999
	Tax File Number Held: Yes

*Note: this report provides a consolidated view of the Member's interests in the SMSF
Refer to the Member Benefit Statements produced for each member account for further details*

Your Accounts

Withdrawal Benefit as at 1 Jul 2022	
Accumulation	28,779.29
Total as at 1 Jul 2022	<u><u>28,779.29</u></u>
 Withdrawal Benefit as at 30 Jun 2023	
Accumulation	34,204.20
Total as at 30 Jun 2023	<u><u>34,204.20</u></u>

Your Tax Components

Tax Free	6,886.05
Taxable - Taxed	27,318.15
Taxable - Untaxed	-

Your Preservation Components

Preserved	34,204.20
Restricted Non Preserved	-
Unrestricted Non Preserved	-

Your Insurance Benefits

	Balance	Insurance	Total Benefit
On Death	34,204.20	1,122,106.00	1,156,310.20
On TPD	34,204.20	1,122,106.00	1,156,310.20
Salary Cont		-	

Your Beneficiaries

No beneficiary details have been recorded

For Enquiries:

mail Day Family Superannuation Fund, 73 Bayview Crescent, THE BASIN VIC 3154

Day Family Superannuation Fund
(ABN: 28 741 540 128)

Member Benefit Statement

Period	Member Account Details
1 July 2022 - 30 June 2023	Residential Address: 73 Bayview Crescent THE BASIN, VIC 3154
Member	Date of Birth: 19 July 1980
Number: 1	Date Joined Fund: 28 July 2013
Mr Nicholas Day	Eligible Service Date: 10 February 1999
Accumulation Account	Tax File Number Held: Yes
Accumulation	Account Start Date: 28 July 2013

Your Account Summary

Withdrawal Benefit as at 1 Jul 2022	28,779.29
<i><u>Increases to your account:</u></i>	
Employer Contributions	11,165.85
Tax Effect Of Direct Member Expenses	259.95
Tax on Net Fund Income	521.80
<u>Total Increases</u>	11,947.60
<i><u>Decreases to your account:</u></i>	
Contributions Tax	1,674.88
Member Insurance Premiums	1,732.99
Share Of Net Fund Income	3,114.82
<u>Total Decreases</u>	6,522.69
Withdrawal Benefit as at 30 Jun 2023	<u>34,204.20</u>

Your Tax Components

Tax Free	20.1322 %	6,886.05
Taxable - Taxed		27,318.15
Taxable - Untaxed		-

Your Preservation Components

Preserved	34,204.20
Restricted Non Preserved	-
Unrestricted Non Preserved	-

Your Insurance Benefits

	Balance	Insurance	Total Benefit
On Death	34,204.20	1,122,106.00	1,156,310.20
On TPD	34,204.20	1,122,106.00	1,156,310.20
Salary Cont		-	

Your Beneficiaries

No beneficiary details have been recorded

For Enquiries:

mail Day Family Superannuation Fund, 73 Bayview Crescent, THE BASIN VIC 3154

Trustee

The Trustee of the Fund is as follows:

Northam Road Pty Ltd

The directors of the Trustee company are:

Nicole Day and
Nicholas Day

Availability of Other Fund Information

Additional information regarding your membership is available on request. What your Fund can do is governed by the provisions of its Trust Deed, which is available for inspection. If you require further information or clarification of any aspect of your membership of the Fund, please contact your Fund's Administrator or Trustee.

Trustee Disclaimer

This statement has been prepared by the Trustee for the member whose name appears at the top of this statement. While every effort has been made by the Trustee to ensure the accuracy and completeness of this statement, the Trustee does not accept any liability for any errors, omissions or misprints.

Signed on behalf of the Trustee of the Fund

.....
Nicole Day
Director - Northam Road Pty Ltd

.....
Nicholas Day
Director - Northam Road Pty Ltd

Statement Date: 30 June 2023

Day Family Superannuation Fund
(ABN: 28 741 540 128)

Consolidated Member Benefit Totals

Period	Member Account Details
1 July 2022 - 30 June 2023	Residential Address: 73 Bayview Crescent THE BASIN, VIC 3154
Member	Number: 2
Mrs Nicole Day	Date of Birth: 11 January 1982 Date Joined Fund: 28 July 2013 Eligible Service Date: 11 November 1997 Tax File Number Held: Yes

*Note: this report provides a consolidated view of the Member's interests in the SMSF
Refer to the Member Benefit Statements produced for each member account for further details*

Your Accounts

Withdrawal Benefit as at 1 Jul 2022	
Accumulation	17,981.60
Total as at 1 Jul 2022	<u><u>17,981.60</u></u>

Withdrawal Benefit as at 30 Jun 2023	
Accumulation	21,104.75
Total as at 30 Jun 2023	<u><u>21,104.75</u></u>

Your Tax Components

Tax Free	1,894.35
Taxable - Taxed	19,210.40
Taxable - Untaxed	-

Your Preservation Components

Preserved	21,104.75
Restricted Non Preserved	-
Unrestricted Non Preserved	-

Your Insurance Benefits

	Balance	Insurance	Total Benefit
On Death	21,104.75	626,290.00	647,394.75
On TPD	21,104.75	626,290.00	647,394.75
Salary Cont		-	

Your Beneficiaries

No beneficiary details have been recorded

For Enquiries:

mail Day Family Superannuation Fund, 73 Bayview Crescent, THE BASIN VIC 3154

Day Family Superannuation Fund
(ABN: 28 741 540 128)

Member Benefit Statement

Period	Member Account Details
1 July 2022 - 30 June 2023	Residential Address: 73 Bayview Crescent THE BASIN, VIC 3154
Member	Date of Birth: 11 January 1982
Number: 2	Date Joined Fund: 28 July 2013
Mrs Nicole Day	Eligible Service Date: 11 November 1997
Accumulation Account	Tax File Number Held: Yes
Accumulation	Account Start Date: 28 July 2013

Your Account Summary	Your Tax Components
Withdrawal Benefit as at 1 Jul 2022 17,981.60	Tax Free 8.9759 % 1,894.35
<i><u>Increases to your account:</u></i>	Taxable - Taxed 19,210.40
Employer Contributions 6,167.14	Taxable - Untaxed -
Tax Effect Of Direct Member Expenses 95.14	Your Preservation Components
Tax on Net Fund Income 317.94	Preserved 21,104.75
<u>Total Increases</u> <u>6,580.22</u>	Restricted Non Preserved -
<i><u>Decreases to your account:</u></i>	Unrestricted Non Preserved -
Contributions Tax 925.07	Your Insurance Benefits
Member Insurance Premiums 634.28	Balance Insurance Total Benefit
Share Of Net Fund Income 1,897.72	On Death 21,104.75 626,290.00 647,394.75
<u>Total Decreases</u> <u>3,457.07</u>	On TPD 21,104.75 626,290.00 647,394.75
Withdrawal Benefit as at 30 Jun 2023 <u>21,104.75</u>	Salary Cont -
	Your Beneficiaries
	No beneficiary details have been recorded

For Enquiries:

mail Day Family Superannuation Fund, 73 Bayview Crescent, THE BASIN VIC 3154

Trustee

The Trustee of the Fund is as follows:

Northam Road Pty Ltd

The directors of the Trustee company are:

Nicole Day and
Nicholas Day

Availability of Other Fund Information

Additional information regarding your membership is available on request. What your Fund can do is governed by the provisions of its Trust Deed, which is available for inspection. If you require further information or clarification of any aspect of your membership of the Fund, please contact your Fund's Administrator or Trustee.

Trustee Disclaimer

This statement has been prepared by the Trustee for the member whose name appears at the top of this statement. While every effort has been made by the Trustee to ensure the accuracy and completeness of this statement, the Trustee does not accept any liability for any errors, omissions or misprints.

Signed on behalf of the Trustee of the Fund

.....
Nicole Day
Director - Northam Road Pty Ltd

.....
Nicholas Day
Director - Northam Road Pty Ltd

Statement Date: 30 June 2023

Day Family Superannuation Fund
Contribution Caps
For the Period From 1 July 2022 to 30 June 2023

Mr Nicholas Day

Date of Birth: 19 Jul 1980
Age: 42 (at 30/06/2023)
Status: Member may be eligible for the bring forward rule, certain conditions apply

Contributions Summary

Prior Year Contributions		Non-Concessional	
Contributions for the previous 2 years are not confirmed			
3-year cap in effect from previous years		Unknown	
Total non-concessional contributions in previous 2 years		Unknown	
Current Year Contributions	Note	Concessional	Non-Concessional
Caps	1	27,500.00	110,000.00
Cumulative Available Unused Cap	2	87,072.42	0.00
Contributions made (to this fund)	3	11,165.85	0.00
Contributions made (to other funds)		0.00	0.00
Contributions as allocated		11,165.85	0.00
Amount above caps	4	0.00	0.00
Available		103,406.57	110,000.00

Notes

- 1 . Non-concessional cap shown does NOT take prior year 'Bring Forward Rule' usage into account
- 2 . Member may be eligible to make catch-up concessional contributions
- 3 . Excludes any unmatched deposits
- 4 . Any excess concessional contributions are treated as non-concessional

Contributions Breakdown

<u>Income Type</u>	<u>Contribution Type</u>	<u>Amount</u>
Concessional	Employer	11,165.85
	Personal	0.00
	Family and friends	0.00
	Foreign superannuation fund	0.00
	Transfers from reserve	0.00
	Contributions as allocated	11,165.85
NonConcessional	Personal	0.00
	Spouse	0.00
	Child	0.00
	Transfers from reserve	0.00
	Foreign superannuation fund	0.00
	Contributions as allocated	0.00
Other	CGT small business 15-year exemption	0.00
	CGT small business retirement exemption	0.00
	Government Co-Contributions	0.00
	Directed termination payment (taxed)	0.00
	Directed termination payment (untaxed)	0.00
	Personal injury election	0.00
	Downsizer Contribution	0.00
	COVID-19 Re-Contribution	0.00
	Total Other contributions	0.00

Transactions

Date	Contribution Type	Concessional	Non-Concessional	Other	Source
21/07/2022	Employer Mandated	713.33			manual
19/08/2022	Employer Mandated	713.33			manual
25/10/2022	Employer Mandated	2,137.35			manual
21/11/2022	Employer Mandated	950.23			manual
21/12/2022	Employer Mandated	950.23			manual

Day Family Superannuation Fund
Contribution Caps
For the Period From 1 July 2022 to 30 June 2023

Mr Nicholas Day

19/01/2023	Employer Mandated	950.23	manual
22/02/2023	Employer Mandated	950.23	manual
21/03/2023	Employer Mandated	950.23	manual
21/04/2023	Employer Mandated	950.23	manual
19/05/2023	Employer Mandated	950.23	manual
21/06/2023	Employer Mandated	950.23	manual
Totals:		11,165.85	



← Contribution Confirmation ✓

Day Family Superannuation Fund
Contribution Caps
For the Period From 1 July 2022 to 30 June 2023

Mrs Nicole Day

Date of Birth: 11 Jan 1982
Age: 41 (at 30/06/2023)
Status: Member may be eligible for the bring forward rule, certain conditions apply

Contributions Summary

Prior Year Contributions		Non-Concessional	
Contributions for the previous 2 years are not confirmed			Unknown
3-year cap in effect from previous years			Unknown
Total non-concessional contributions in previous 2 years			Unknown
Current Year Contributions	Note	Concessional	Non-Concessional
Caps	1	27,500.00	110,000.00
Cumulative Available Unused Cap	2	91,969.32	0.00
Contributions made (to this fund)	3	6,167.14	0.00
Contributions made (to other funds)		0.00	0.00
Contributions as allocated		6,167.14	0.00
Amount above caps	4	0.00	0.00
Available		113,302.18	110,000.00






Notes

- 1 . Non-concessional cap shown does NOT take prior year 'Bring Forward Rule' usage into account
- 2 . Member may be eligible to make catch-up concessional contributions
- 3 . Excludes any unmatched deposits
- 4 . Any excess concessional contributions are treated as non-concessional

Contributions Breakdown

<u>Income Type</u>	<u>Contribution Type</u>	<u>Amount</u>
Concessional	Employer	6,167.14
	Personal	0.00
	Family and friends	0.00
	Foreign superannuation fund	0.00
	Transfers from reserve	0.00
	Contributions as allocated	6,167.14
NonConcessional	Personal	0.00
	Spouse	0.00
	Child	0.00
	Transfers from reserve	0.00
	Foreign superannuation fund	0.00
	Contributions as allocated	0.00
Other	CGT small business 15-year exemption	0.00
	CGT small business retirement exemption	0.00
	Government Co-Contributions	0.00
	Directed termination payment (taxed)	0.00
	Directed termination payment (untaxed)	0.00
	Personal injury election	0.00
	Downsizer Contribution	0.00
	COVID-19 Re-Contribution	0.00
	Total Other contributions	0.00

Transactions

Date	Contribution Type	Concessional	Non-Concessional	Other	Source
08/07/2022	Employer Mandated	414.74			manual
09/08/2022	Employer Mandated	268.88			manual
09/09/2022	Employer Mandated	311.52			manual
10/10/2022	Employer Mandated	243.30			manual
11/11/2022	Employer Mandated	273.70			manual

Day Family Superannuation Fund
Contribution Caps
For the Period From 1 July 2022 to 30 June 2023

Mrs Nicole Day

09/12/2022	Employer Mandated	300.71	✓	manual
23/12/2022	Employer Mandated	161.87	✓	manual
06/01/2023	Employer Mandated	90.94	✓	manual
23/01/2023	Employer Mandated	71.62	✓	manual
31/01/2023	Employer Mandated	447.41	✓	smsfdataflow
03/02/2023	Employer Mandated	80.93	✓	manual
17/02/2023	Employer Mandated	71.62	✓	manual
28/02/2023	Employer Mandated	397.28	✓	smsfdataflow
28/02/2023	Employer Mandated	71.62	✓	manual
17/03/2023	Employer Mandated	113.19	✓	manual
29/03/2023	Employer Mandated	584.04	✓	smsfdataflow
31/03/2023	Employer Mandated	71.62	✓	manual
14/04/2023	Employer Mandated	71.62	✓	manual
28/04/2023	Employer Mandated	607.49	✓	smsfdataflow
28/04/2023	Employer Mandated	76.21	✓	manual
12/05/2023	Employer Mandated	80.93	✓	manual
22/05/2023	Employer Mandated	717.27	✓	smsfdataflow
26/05/2023	Employer Mandated	79.20	✓	manual
21/06/2023	Employer Mandated	559.43	✓	smsfdataflow
Totals:		6,167.14	✓	

**Day Family Superannuation Fund
Pension Withdrawal Limits
For the Period 1 July 2022 to 30 June 2023**



SUPER B2B

CASH AT

BANK

Day Family Superannuation Fund
Cash Reconciliation Statement
For the period 1 July 2022 to 30 June 2023

Bank Statement Line Items					Matched Transaction(s)		
Date	Description	Withdrawals	Deposits	Balance	Amount	Matched As	Account Name
Bank Account: CBA Direct Investment Account #6905							
01/07/2022	Opening Balance			18,541.70			
01/07/2022	Credit Interest		0.18	18,541.88	0.18	Interest Received	CBA Direct Investment Account #6905
08/07/2022	Direct Credit 481471 SuperChoice P/L PC060722-169404442		414.74	18,956.62	414.74	Contribution	Accumulation (Nicole Day)
18/07/2022	Direct Debit 062934 COMMSEC SECURITI COMMSEC	10,529.95		8,426.67	10,529.95	Listed Security Acquisition	Essential Metals Limited
21/07/2022	Direct Credit 481471 SuperChoice P/L PC150722-162095199		713.33	9,140.00	713.33	Contribution	Accumulation (Nicholas Day)
01/08/2022	Credit Interest		0.44	9,140.44	0.44	Interest Received	CBA Direct Investment Account #6905
02/08/2022	TAX OFFICE PAYMENTS NetBank BPAY 75556 001287415401280960 June 2022 PAYG	390.00		8,750.44	390.00	Fund Activity Statement	
09/08/2022	Direct Credit 481471 SuperChoice P/L PC010822-195087240		268.88	9,019.32	268.88	Contribution	Accumulation (Nicole Day)
19/08/2022	Direct Credit 481471 SuperChoice P/L PC150822-174823509		713.33	9,732.65	713.33	Contribution	Accumulation (Nicholas Day)
09/09/2022	Direct Credit 481471 SuperChoice P/L PC070922-177890591		311.52	10,044.17	311.52	Contribution	Accumulation (Nicole Day)
28/09/2022	ASIC NetBank BPAY 17301 2291650270831 ASIC Annual Fee	59.00		9,985.17	59.00	Regulatory Fee	
28/09/2022	TAX OFFICE PAYMENTS NetBank BPAY 75556 949515445000185277 2022 Tax Payment	286.01		9,699.16	286.01	Fund Income Tax Payment	
28/09/2022	TAX OFFICE PAYMENTS NetBank BPAY 75556 949515445000185277 2021 Tax Payment	620.88		9,078.28	620.88	Fund Income Tax Payment	
01/10/2022	Credit Interest		1.90	9,080.18	1.90	Interest Received	CBA Direct Investment Account #6905
10/10/2022	Direct Credit 481471 SuperChoice P/L PC061022-135997100		243.30	9,323.48	243.30	Contribution	Accumulation (Nicole Day)
10/10/2022	TAX OFFICE PAYMENTS NetBank BPAY 75556 001287415401280960 Sept 2022 PAYG	398.00		8,925.48	398.00	Fund Activity Statement	
11/10/2022	Transfer To SuperB2B Pty Ltd NetBank INV- 0659 and INV-0660	3,740.00		5,185.48	220.00 220.00 1,650.00 1,650.00	Auditor Fee Auditor Fee Accountancy Fee Accountancy Fee	
25/10/2022	Direct Credit 481471 SuperChoice P/L PC181022-197522060		2,137.35	7,322.83	2,137.35	Contribution	Accumulation (Nicholas Day)
11/11/2022	Direct Credit 481471 SuperChoice P/L PC091122-107784344		273.70	7,596.53	273.70	Contribution	Accumulation (Nicole Day)

Day Family Superannuation Fund
Cash Reconciliation Statement
For the period 1 July 2022 to 30 June 2023

Bank Statement Line Items				Matched Transaction(s)			
Date	Description	Withdrawals	Deposits	Balance	Amount	Matched As	Account Name
21/11/2022	Direct Credit 481471 SuperChoice P/L PC151122-192188519		950.23	8,546.76	950.23	Contribution	Accumulation (Nicholas Day)
09/12/2022	Direct Credit 481471 SuperChoice P/L PC071222-192004652		300.71	8,847.47	300.71	Contribution	Accumulation (Nicole Day)
21/12/2022	Direct Credit 481471 SuperChoice P/L PC151222-192959367		950.23	9,797.70	950.23	Contribution	Accumulation (Nicholas Day)
23/12/2022	Direct Credit 481471 SuperChoice P/L PC211222-193646221		161.87	9,959.57	161.87	Contribution	Accumulation (Nicole Day)
06/01/2023	Direct Credit 481471 SuperChoice P/L PC050123-194831433		90.94	10,050.51	90.94	Contribution	Accumulation (Nicole Day)
09/01/2023	ZAL LIFE INSURANCE NetBank BPAY 787853 500815667 Life Insurance NJD	634.28		9,416.23	634.28	Member Insurance Premium	Accumulation (Nicole Day)
09/01/2023	ZAL LIFE INSURANCE NetBank BPAY 787853 500815683 Life Insurance NDD	1,732.99		7,683.24	1,732.99	Member Insurance Premium	Accumulation (Nicholas Day)
19/01/2023	Direct Credit 481471 SuperChoice P/L PC130123-196124243		950.23	8,633.47	950.23	Contribution	Accumulation (Nicholas Day)
23/01/2023	Direct Credit 481471 SuperChoice P/L PC190123-197227576		71.62	8,705.09	71.62	Contribution	Accumulation (Nicole Day)
31/01/2023	Direct Credit 361578 QUICKSUPER QUICKSPR3399394728		447.41	9,152.50	447.41	Contribution	Accumulation (Nicole Day)
01/02/2023	Credit Interest		0.58	9,153.08	0.58	Interest Received	CBA Direct Investment Account #6905
03/02/2023	Direct Credit 481471 SuperChoice P/L PC300123-100624828		80.93	9,234.01	80.93	Contribution	Accumulation (Nicole Day)
17/02/2023	Direct Credit 481471 SuperChoice P/L PC140223-166129509		71.62	9,305.63	71.62	Contribution	Accumulation (Nicole Day)
20/02/2023	Direct Credit 062895 COMMONWEALTH SEC COMMSEC		7,255.29	16,560.92	2,123.25 2,706.15 2,425.89	Listed Security Disposal Listed Security Disposal Listed Security Disposal	Westpac Banking Corporation National Australia Bank Limited Commonwealth Bank Of Australia.
22/02/2023	Direct Credit 481471 SuperChoice P/L PC160223-166352337		950.23	17,511.15	950.23	Contribution	Accumulation (Nicholas Day)
28/02/2023	Direct Credit 481471 SuperChoice P/L PC270223-153273296		71.62	17,582.77	71.62	Contribution	Accumulation (Nicole Day)
28/02/2023	Direct Credit 361578 QUICKSUPER QUICKSPR3420046231		397.28	17,980.05	397.28	Contribution	Accumulation (Nicole Day)
01/03/2023	Credit Interest		3.24	17,983.29	3.24	Interest Received	CBA Direct Investment Account #6905
02/03/2023	Transfer To Nicholas Day NetBank Transfer	500.00		17,483.29	500.00	General Expense	
17/03/2023	Direct Credit 481471 SuperChoice P/L PC140323-155171102		113.19	17,596.48	113.19	Contribution	Accumulation (Nicole Day)
17/03/2023	TAX OFFICE PAYMENTS NetBank BPAY 75556 001287415401280960 March 2023 PAYG	404.00		17,192.48	404.00	Fund Activity Statement	

Day Family Superannuation Fund
Cash Reconciliation Statement
For the period 1 July 2022 to 30 June 2023

Bank Statement Line Items					Matched Transaction(s)		
Date	Description	Withdrawals	Deposits	Balance	Amount	Matched As	Account Name
21/03/2023	Direct Credit 481471 SuperChoice P/L PC150323-155227934		950.23	18,142.71	950.23	Contribution	Accumulation (Nicholas Day)
29/03/2023	Direct Credit 361578 QUICKSUPER QUICKSPR3441644109		584.04	18,726.75	584.04	Contribution	Accumulation (Nicole Day)
31/03/2023	Direct Credit 481471 SuperChoice P/L PC300323-157895171		71.62	18,798.37	71.62	Contribution	Accumulation (Nicole Day)
01/04/2023	Credit Interest		13.54	18,811.91	13.54	Interest Received	CBA Direct Investment Account #6905
14/04/2023	Direct Credit 481471 SuperChoice P/L PC110423-159321559		71.62	18,883.53	71.62	Contribution	Accumulation (Nicole Day)
21/04/2023	Direct Credit 481471 SuperChoice P/L PC170423-160498444		950.23	19,833.76	950.23	Contribution	Accumulation (Nicholas Day)
21/04/2023	TAX OFFICE PAYMENTS NetBank BPAY 75556 001287415401280960 March 2023 PAYG	410.00		19,423.76	410.00	Fund Activity Statement	
28/04/2023	Direct Credit 481471 SuperChoice P/L PC190423-161101392		76.21	19,499.97	76.21	Contribution	Accumulation (Nicole Day)
28/04/2023	Direct Credit 361578 QUICKSUPER QUICKSPR3463993167		607.49	20,107.46	607.49	Contribution	Accumulation (Nicole Day)
01/05/2023	Credit Interest		16.03	20,123.49	16.03	Interest Received	CBA Direct Investment Account #6905
12/05/2023	Direct Credit 481471 SuperChoice P/L PC090523-194708605		80.93	20,204.42	80.93	Contribution	Accumulation (Nicole Day)
16/05/2023	Transfer To LOHNER TJ NetBank 1	300.00		19,904.42	300.00	General Expense	
19/05/2023	Direct Credit 481471 SuperChoice P/L PC150523-179322806		950.23	20,854.65	950.23	Contribution	Accumulation (Nicholas Day)
22/05/2023	Direct Credit 361578 QUICKSUPER QUICKSPR3481840470		717.27	21,571.92	717.27	Contribution	Accumulation (Nicole Day)
26/05/2023	Direct Credit 012721 ATO ATO008000017984439		5.07	21,576.99	5.07	ATO Interest Payments	
26/05/2023	Direct Credit 481471 SuperChoice P/L PC250523-150596199		79.20	21,656.19	79.20	Contribution	Accumulation (Nicole Day)
01/06/2023	Credit Interest		22.46	21,678.65	22.46	Interest Received	CBA Direct Investment Account #6905
02/06/2023	Direct Credit 401507 CBA CASH RES 001296039628		38.11	21,716.76	38.11	DRP Residual Receipt	Commonwealth Bank Of Australia.
21/06/2023	Direct Credit 361578 QUICKSUPER QUICKSPR3504923969		559.43	22,276.19	559.43	Contribution	Accumulation (Nicole Day)
21/06/2023	Direct Credit 481471 SuperChoice P/L PC150623-126299155		950.23	23,226.42	950.23	Contribution	Accumulation (Nicholas Day)
30/06/2023	TAX OFFICE PAYMENTS NetBank BPAY 75556 001287415401280960 June 2023 PAYG	404.00		22,822.42	404.00	Fund Activity Statement	
30/06/2023	Closing Balance	20,409.11	24,689.83	22,822.42			



Day Family Superannuation Fund
Cash Reconciliation Statement
For the period 1 July 2022 to 30 June 2023


Bank Statement Line Items					Matched Transaction(s)		
Date	Description	Withdrawals	Deposits	Balance	Amount	Matched As	Account Name



SUPER B2B

INVESTMENTS

Day Family Superannuation Fund
Investment Summary as at 30 June 2023

Investment	Units	Average Cost Price	Market Price	Accounting Cost	Market Value	Unrealised Accounting Gain/(Loss)	Accounting Gain/(Loss) (%)	Portfolio Weight (%)
<u>Bank</u>								
CBA Direct Investment Account #6905				22,822.42	22,822.42			35.88%
				22,822.42	22,822.42			35.88%
<u>Listed Securities Market</u>								
Essential Metals Limited (ASX:ESS)	30,000.00000	0.3510	0.4150	10,529.95	12,450.00	1,920.05	18.23%	19.57%
FAR Limited (ASX:FAR)	6,500.00000	3.7511	0.8400	24,382.31	5,460.00	(18,922.31)	(77.61)%	8.58%
Ishares S&P/ASX 20 ETF - Ishares S&P/ASX 20 ETF (ASX:ILC)	84.00000	27.1048	27.8000	2,276.80	2,335.20	58.40	2.57%	3.67%
Imugene Limited (ASX:IMU)	100,000.00000	0.1237	0.0910	12,369.90	9,100.00	(3,269.90)	(26.43)%	14.31%
Ishares Global 100 ETF - Ishares Global 100 ETF (ASX:IOO)	24.00000	82.9813	113.8600	1,991.55	2,732.64	741.09	37.21%	4.30%
Lachlan Star Limited (ASX:LSA)	150,000.00000	0.0341	0.0090	5,119.95	1,350.00	(3,769.95)	(73.63)%	2.12%
Macro Metals Limited (ASX:M4M)	1,200,000.00000	0.0191	0.0030	22,869.85	3,600.00	(19,269.85)	(84.26)%	5.66%
Todd River Resources Limited (ASX:TRT)	150,000.00000	0.0661	0.0100	9,919.95	1,500.00	(8,419.95)	(84.88)%	2.36%
Vanguard Australian Shares Index ETF - Vanguard Australian Shares Index ETF (ASX:VAS)	25.00000	88.0556	90.0700	2,201.39	2,251.75	50.36	2.29%	3.54%
				91,661.65	40,779.59	(50,882.06)	(55.51)%	64.12%
				114,484.07	63,602.01	(50,882.06)	(44.44)%	100.00%

The accounting cost is the original cost base adjusted by any subsequent capital call/improvement or capital return transactions. In many cases, it is not the same as the adjusted or reduced cost base, or the reset cost base resulting from the CGT relief. To view the tax cost base and unrealised gain/(loss) for tax purposes refer to the Unrealised Capital Gains Report or change the report parameter to tax cost base.

Day Family Superannuation Fund
Investment Movement Summary
For the period 1 July 2022 to 30 June 2023

Investment	Opening Balance		Acquisitions		Disposals			Closing Balance		
	Qty	Cost	Qty	Cost	Qty	Proceeds	Profit/(Loss)	Qty	Cost	Market Value
<u>Bank</u>										
CBA Direct Investment Account #6905		18,541.70		24,689.83		20,409.11	0.00		22,822.42	22,822.42
		<u>18,541.70</u>		<u>24,689.83</u>		<u>20,409.11</u>	<u>0.00</u>		<u>22,822.42</u>	<u>22,822.42</u>
<u>Listed Securities Market</u>										
Commonwealth Bank Of Australia. (ASX:CBA)	23.00	1,514.95	1.00	96.44	24.00	2,425.89	814.50	0.00	0.00	0.00
Essential Metals Limited (ASX:ESS)	0.00	0.00	30,000.00	10,529.95	0.00	0.00	0.00	30,000.00	10,529.95	12,450.00
FAR Limited (ASX:FAR)	6,500.00	24,382.31	0.00	0.00	0.00	0.00	0.00	6,500.00	24,382.31	5,460.00
Imugene Limited (ASX:IMU)	10,000.00	3,619.95	90,000.00	8,749.95	0.00	0.00	0.00	100,000.00	12,369.90	9,100.00
Ishares Global 100 ETF - Ishares Global 100 ETF (ASX:IOO)	24.00	1,991.55	0.00	0.00	0.00	0.00	0.00	24.00	1,991.55	2,732.64
Ishares S&P/ASX 20 ETF - Ishares S&P/ASX 20 ETF (ASX:ILC)	78.00	2,117.98	6.00	158.82	0.00	0.00	0.00	84.00	2,276.80	2,335.20
Kogi Iron Limited (ASX:KFE)	1,200,000.00	22,869.85	0.00	0.00	1,200,000.00	22,869.85	0.00	0.00	0.00	0.00
Lachlan Star Limited (ASX:LSA)	150,000.00	5,119.95	0.00	0.00	0.00	0.00	0.00	150,000.00	5,119.95	1,350.00
Macro Metals Limited (ASX:M4M)	0.00	0.00	1,200,000.00	22,869.85	0.00	0.00	0.00	1,200,000.00	22,869.85	3,600.00
National Australia Bank Limited (ASX:NAB)	86.00	1,596.60	4.00	125.52	90.00	2,706.15	984.03	0.00	0.00	0.00
Todd River Resources Limited (ASX:TRT)	150,000.00	9,919.95	0.00	0.00	0.00	0.00	0.00	150,000.00	9,919.95	1,500.00
Vanguard Australian Shares Index ETF - Vanguard Australian Shares Index ETF (ASX:VAS)	24.00	2,120.99	1.00	80.40	0.00	0.00	0.00	25.00	2,201.39	2,251.75
Westpac Banking Corporation (ASX:WBC)	91.00	1,648.37	3.00	71.58	94.00	2,123.25	403.30	0.00	0.00	0.00
		<u>76,902.45</u>		<u>42,682.51</u>		<u>30,125.14</u>	<u>2,201.83</u>		<u>91,661.65</u>	<u>40,779.59</u>
Fund Total		<u>95,444.15</u>		<u>67,372.34</u>		<u>50,534.25</u>	<u>2,201.83</u>		<u>114,484.07</u>	<u>63,602.01</u>

Day Family Superannuation Fund
Detailed Investment Transactions Report
For the period from 1 July 2022 to 30 June 2023

Date	Description	Quantity	Consideration	Book Cost	Unsettled
Commonwealth Bank Of Australia. (ASX:CBA)					
1 July 2022	Opening Balance	23.0000		1,514.95	-
29 September 2022	CBA AUD 2.1 FRANKED, 30% CTR, DRP NIL DISC	1.0000	96.44	96.44	
16 February 2023	Listed Security Sale	(24.0000)	(2,425.89)	(1,611.39)	
30 June 2023	Closing Balance	-		-	-
Essential Metals Limited (ASX:ESS)					
1 July 2022	Opening Balance	-		-	-
14 July 2022	Listed Security Purchase	30,000.0000	10,529.95	10,529.95	
30 June 2023	Closing Balance	30,000.0000		10,529.95	-
FAR Limited (ASX:FAR)					
1 July 2022	Opening Balance	6,500.0000		24,382.31	-
30 June 2023	Closing Balance	6,500.0000		24,382.31	-
Imugene Limited (ASX:IMU)					
1 July 2022	Opening Balance	10,000.0000		3,619.95	-
30 June 2023	Listed Security Purchase	90,000.0000	8,749.95	8,749.95	
30 June 2023	Closing Balance	100,000.0000		12,369.90	(8,749.95)
Ishares Global 100 ETF - Ishares Global 100 ETF (ASX:IOO)					
1 July 2022	Opening Balance	24.0000		1,991.55	-
30 June 2023	Closing Balance	24.0000		1,991.55	-
Ishares S&P/ASX 20 ETF - Ishares S&P/ASX 20 ETF (ASX:ILC)					
1 July 2022	Opening Balance	78.0000		2,117.98	-
4 July 2022	DRP	2.0000	51.07	51.07	
19 October 2022	ILC AUD EST 0.6183 FRANKED, 30% CTR, 0.0208 CFI, DRP	2.0000	52.54	52.54	
18 January 2023	ILC AUD EST 0.1379 FRANKED, 30% CTR, 0.0258 CFI, DRP	1.0000	27.33	27.33	
20 April 2023	ILC AUD EST 0.3564 FRANKED, 30% CTR, 0.0009 CFI, DRP	1.0000	27.88	27.88	
30 June 2023	Closing Balance	84.0000		2,276.80	-
Kogi Iron Limited (ASX:KFE)					
1 July 2022	Opening Balance	1,200,000.0000		22,869.85	-
16 December 2022	KFE/M4M Code Change	(8,500.0000)	(255.00)	(255.00)	
16 December 2022	KFE/M4M Code Change	(100,000.0000)	(5,819.95)	(5,819.95)	
16 December 2022	KFE/M4M Code Change	(1,000,000.0000)	(14,029.95)	(14,029.95)	
16 December 2022	KFE/M4M Code Change	(91,500.0000)	(2,764.95)	(2,764.95)	
30 June 2023	Closing Balance	-		-	-
Lachlan Star Limited (ASX:LSA)					





Day Family Superannuation Fund
Detailed Investment Transactions Report
For the period from 1 July 2022 to 30 June 2023

Date	Description	Quantity	Consideration	Book Cost	Unsettled
1 July 2022	Opening Balance	150,000.0000		5,119.95	-
30 June 2023	Closing Balance	<u>150,000.0000</u>		<u>5,119.95</u>	<u>-</u>
Macro Metals Limited (ASX:M4M)					
1 July 2022	Opening Balance	-		-	-
16 December 2022	KFE/M4M Code Change	91,500.0000	2,764.95	2,764.95	
16 December 2022	KFE/M4M Code Change	8,500.0000	255.00	255.00	
16 December 2022	KFE/M4M Code Change	100,000.0000	5,819.95	5,819.95	
16 December 2022	KFE/M4M Code Change	1,000,000.0000	14,029.95	14,029.95	
30 June 2023	Closing Balance	<u>1,200,000.0000</u>		<u>22,869.85</u>	<u>-</u>
National Australia Bank Limited (ASX:NAB)					
1 July 2022	Opening Balance	86.0000		1,596.60	-
5 July 2022	NAB AUD 0.73 FRANKED, 30% CTR, DRP NIL DISC, BSP	2.0000	62.70	62.70	
14 December 2022	NAB AUD 0.78 FRANKED, 30% CTR, DRP NIL DISC, BSP	2.0000	62.82	62.82	
16 February 2023	Listed Security Sale	(90.0000)	(2,706.15)	(1,722.12)	
30 June 2023	Closing Balance	<u>-</u>		<u>-</u>	<u>-</u>
Todd River Resources Limited (ASX:TRT)					
1 July 2022	Opening Balance	150,000.0000		9,919.95	-
30 June 2023	Closing Balance	<u>150,000.0000</u>		<u>9,919.95</u>	<u>-</u>
Vanguard Australian Shares Index ETF - Vanguard Australian Shares Index ETF (ASX:VAS)					
1 July 2022	Opening Balance	24.0000		2,120.99	-
18 October 2022	VAS AUD EST 1.2880 FRANKED, 30% CTR, 0.0369 CFI, DRP	1.0000	80.40	80.40	
30 June 2023	Closing Balance	<u>25.0000</u>		<u>2,201.39</u>	<u>-</u>
Westpac Banking Corporation (ASX:WBC)					
1 July 2022	Opening Balance	91.0000		1,648.37	-
20 December 2022	WBC AUD 0.64 FRANKED, 30% CTR, DRP NIL DISC	3.0000	71.58	71.58	
16 February 2023	Listed Security Sale	(94.0000)	(2,123.25)	(1,719.95)	
30 June 2023	Closing Balance	<u>-</u>		<u>-</u>	<u>-</u>

Day Family Superannuation Fund
Investment Revaluation as at 30 June 2023

Investment	Price Date	Market Price	Quantity	Market Value	Change in Market Value	
CommSec#2482486 - 2482486						
CBA	Commonwealth Bank Of Australia. (ASX:CBA)	30 Jun 2023	100.27000	0.00000	0.00	(563.79)
ESS	Essential Metals Limited (ASX:ESS)	30 Jun 2023	0.41500	30,000.00000	12,450.00	1,920.05
FAR	FAR Limited (ASX:FAR)	30 Jun 2023	0.84000	6,500.00000	5,460.00	422.50
ILC	Ishares S&P/ASX 20 ETF - Ishares S&P/ASX 20 ETF (ASX:ILC)	30 Jun 2023	27.80000	84.00000	2,335.20	121.08
IMU	Imugene Limited (ASX:IMU)	30 Jun 2023	0.09100	100,000.00000	9,100.00	(1,449.95)
IOO	Ishares Global 100 ETF - Ishares Global 100 ETF (ASX:IOO)	30 Jun 2023	113.86000	24.00000	2,732.64	471.36
KFE	Kogi Iron Limited (ASX:KFE)	15 Dec 2022	0.00650	0.00000	0.00	19,269.85
LSA	Lachlan Star Limited (ASX:LSA)	30 Jun 2023	0.00900	150,000.00000	1,350.00	(450.00)
M4M	Macro Metals Limited (ASX:M4M)	30 Jun 2023	0.00300	1,200,000.00000	3,600.00	(19,269.85)
NAB	National Australia Bank Limited (ASX:NAB)	30 Jun 2023	26.37000	0.00000	0.00	(758.94)
TRT	Todd River Resources Limited (ASX:TRT)	30 Jun 2023	0.01000	150,000.00000	1,500.00	(2,400.00)
VAS	Vanguard Australian Shares Index ETF - Vanguard Australian Shares Index ETF (ASX:VAS)	30 Jun 2023	90.07000	25.00000	2,251.75	161.35
WBC	Westpac Banking Corporation (ASX:WBC)	30 Jun 2023	21.34000	0.00000	0.00	(126.13)
CommSec#2482486 - 2482486 Total				✓	40,779.59	(2,652.47)
Fund Total				✓	40,779.59	(2,652.47)

Day Family Superannuation Fund
Investment Revaluation as at 30 June 2023

Investment		Price Date	Market Price	Quantity	Market Value	Change in Market Value
Shares in Listed Companies						
CBA	Commonwealth Bank Of Australia. (ASX:CBA)	30 Jun 2023	100.27000	0.00000	0.00	(563.79)
ESS	Essential Metals Limited (ASX:ESS)	30 Jun 2023	0.41500	30,000.00000	12,450.00	1,920.05
FAR	FAR Limited (ASX:FAR)	30 Jun 2023	0.84000	6,500.00000	5,460.00	422.50
IMU	Imugene Limited (ASX:IMU)	30 Jun 2023	0.09100	100,000.00000	9,100.00	(1,449.95)
KFE	Kogi Iron Limited (ASX:KFE)	15 Dec 2022	0.00650	0.00000	0.00	19,269.85
LSA	Lachlan Star Limited (ASX:LSA)	30 Jun 2023	0.00900	150,000.00000	1,350.00	(450.00)
M4M	Macro Metals Limited (ASX:M4M)	30 Jun 2023	0.00300	1,200,000.00000	3,600.00	(19,269.85)
NAB	National Australia Bank Limited (ASX:NAB)	30 Jun 2023	26.37000	0.00000	0.00	(758.94)
TRT	Todd River Resources Limited (ASX:TRT)	30 Jun 2023	0.01000	150,000.00000	1,500.00	(2,400.00)
WBC	Westpac Banking Corporation (ASX:WBC)	30 Jun 2023	21.34000	0.00000	0.00	(126.13)
Shares in Listed Companies Total					 33,460.00	(3,406.26)
Units In Listed Unit Trusts						
ILC	Ishares S&P/ASX 20 ETF - Ishares S&P/ASX 20 ETF (ASX:ILC)	30 Jun 2023	27.80000	84.00000	2,335.20	121.08
IOO	Ishares Global 100 ETF - Ishares Global 100 ETF (ASX:IOO)	30 Jun 2023	113.86000	24.00000	2,732.64	471.36
VAS	Vanguard Australian Shares Index ETF - Vanguard Australian Shares Index ETF (ASX:VAS)	30 Jun 2023	90.07000	25.00000	2,251.75	161.35
Units In Listed Unit Trusts Total					 7,319.59	753.79
Fund Total					 40,779.59	(2,652.47) 

Day Family Superannuation Fund

Market Price Audit Report as at 30 June 2023

Name	Units	Market Price	Price Date	Market Value	Scope (Amended)	Source Price	Variation (%)	Variation (\$)	Modified By
<u>Bank</u>									
CBA Direct Investment Account #6905	22,822.42	1.0000		22,822.42	Fund				
				<u>22,822.42</u>					
<u>Listed Securities Market</u>									
Essential Metals Limited (ASX:ESS)	30,000.00	0.4150		12,450.00					
FAR Limited (ASX:FAR)	6,500.00	0.8400		5,460.00					
Ishares S&P/ASX 20 ETF - Ishares S&P/ASX 20 ETF (ASX:ILC)	84.00	27.8000		2,335.20					
Imugene Limited (ASX:IMU)	100,000.00	0.0910		9,100.00					
Ishares Global 100 ETF - Ishares Global 100 ETF (ASX:IOO)	24.00	113.8600		2,732.64					
Lachlan Star Limited (ASX:LSA)	150,000.00	0.0090		1,350.00					
Macro Metals Limited (ASX:M4M)	1,200,000.00	0.0030		3,600.00					
Todd River Resources Limited (ASX:TRT)	150,000.00	0.0100		1,500.00					
Vanguard Australian Shares Index ETF - Vanguard Australian Shares Index ETF (ASX:VAS)	25.00	90.0700		2,251.75					
				<u>40,779.59</u>					
				<u>63,602.01</u>					

Day Family Superannuation Fund
Unrealised Capital Gains as at 30 June 2023

Quantity /Description	Accounting Treatment			Taxation Treatment								
	Market Value	Original Cost	Accounting Gain/(Loss)	Cost Base Calculation				Capital Gains Calculation				
				Tax Free	Tax Deferred	AMIT	Amount	Indexation	Discountable	Other	Deferred	Capital Loss
<u>Bank</u>												
CBA Direct Investment Account #6905												
30/06/2023	22,822.42	22,822.42	22,822.42	0.00	0.00	0.00	0.00	22,822.42				0.00
	22,822.42	22,822.42	22,822.42	0.00	0.00	0.00	0.00	22,822.42				0.00
Bank Total		22,822.42	22,822.42	0.00	0.00	0.00	0.00	22,822.42				0.00
<u>Listed Securities Market</u>												
Essential Metals Limited (ASX:ESS)												
14/07/2022	30,000.00	12,450.00	10,529.95	1,920.05	0.00	0.00	0.00	10,529.95				1,920.05
	30,000.00	12,450.00	10,529.95	1,920.05	0.00	0.00	0.00	10,529.95				1,920.05
FAR Limited (ASX:FAR)												
15/09/2014	1,000.00	840.00	6,719.95	(5,879.95)	0.00	0.00	0.00	6,719.95				5,879.95
2/03/2015	1,500.00	1,260.00	13,672.46	(12,412.46)	0.00	0.00	0.00	13,672.46				12,412.46
1/06/2017	500.00	420.00	3,619.95	(3,199.95)	0.00	0.00	0.00	3,619.95				3,199.95
23/03/2020	3,500.00	2,940.00	369.95	2,570.05	0.00	0.00	0.00	369.95		2,570.05		
	6,500.00	5,460.00	24,382.31	(18,922.31)	0.00	0.00	0.00	24,382.31		2,570.05		21,492.36
Imugene Limited (ASX:IMU)												
7/07/2021	10,000.00	910.00	3,619.95	(2,709.95)	0.00	0.00	0.00	3,619.95				2,709.95
30/06/2023	90,000.00	8,190.00	8,749.95	(559.95)	0.00	0.00	0.00	8,749.95				559.95
	100,000.00	9,100.00	12,369.90	(3,269.90)	0.00	0.00	0.00	12,369.90				3,269.90
Ishares Global 100 ETF - Ishares Global 100 ETF (ASX:IOO)												
24/02/2021	24.00	2,732.64	1,991.55	741.09	0.00	0.00	0.00	1,991.55		741.09		
	24.00	2,732.64	1,991.55	741.09	0.00	0.00	0.00	1,991.55		741.09		
Ishares S&P/ASX 20 ETF - Ishares S&P/ASX 20 ETF (ASX:ILC)												
24/02/2021	75.00	2,085.00	2,032.95	52.05	0.00	0.00	(1.31)	2,031.64		53.36		
20/10/2021	2.00	55.60	55.68	(0.08)	0.00	0.00	(0.03)	55.65				0.05
21/04/2022	1.00	27.80	29.35	(1.55)	0.00	0.00	(0.02)	29.33				1.53
4/07/2022	2.00	55.60	51.07	4.53	0.00	0.00	(0.03)	51.04			4.56	
19/10/2022	2.00	55.60	52.54	3.06	0.00	0.00	(0.03)	52.51			3.09	
18/01/2023	1.00	27.80	27.33	0.47	0.00	0.00	(0.02)	27.31			0.49	
20/04/2023	1.00	27.80	27.88	(0.08)	0.00	0.00	(0.02)	27.86				0.06
	84.00	2,335.20	2,276.80	58.40	0.00	0.00	(1.46)	2,275.34		53.36	8.14	1.64

Day Family Superannuation Fund
Unrealised Capital Gains as at 30 June 2023

Quantity /Description	Accounting Treatment			Taxation Treatment									
	Market Value	Original Cost	Accounting Gain/(Loss)	Cost Base Calculation				Capital Gains Calculation					
				Tax Free	Tax Deferred	AMIT	Amount	Indexation	Discountable	Other	Deferred	Capital Loss	
<u>Listed Securities Market</u>													
Lachlan Star Limited (ASX:LSA)													
13/08/2021	150,000.00	1,350.00	5,119.95	(3,769.95)	0.00	0.00	0.00	5,119.95					3,769.95
	150,000.00	1,350.00	5,119.95	(3,769.95)	0.00	0.00	0.00	5,119.95					3,769.95
Macro Metals Limited (ASX:M4M)													
21/11/2014	91,500.00	274.50	2,764.95	(2,490.45)	0.00	0.00	0.00	2,764.95					2,490.45
22/11/2014	8,500.00	25.50	255.00	(229.50)	0.00	0.00	0.00	255.00					229.50
11/06/2015	100,000.00	300.00	5,819.95	(5,519.95)	0.00	0.00	0.00	5,819.95					5,519.95
8/09/2021	1,000,000.00	3,000.00	14,029.95	(11,029.95)	0.00	0.00	0.00	14,029.95					11,029.95
	1,200,000.00	3,600.00	22,869.85	(19,269.85)	0.00	0.00	0.00	22,869.85					19,269.85
Todd River Resources Limited (ASX:TRT)													
13/08/2021	150,000.00	1,500.00	9,919.95	(8,419.95)	0.00	0.00	0.00	9,919.95					8,419.95
	150,000.00	1,500.00	9,919.95	(8,419.95)	0.00	0.00	0.00	9,919.95					8,419.95
Vanguard Australian Shares Index ETF - Vanguard Australian Shares Index ETF (ASX:VAS)													
24/02/2021	23.00	2,071.61	2,025.78	45.83	0.00	0.00	7.45	2,033.23		38.38			
20/04/2022	1.00	90.07	95.21	(5.14)	0.00	0.00	0.19	95.40					5.33
18/10/2022	1.00	90.07	80.40	9.67	0.00	0.00	(0.04)	80.36			9.71		
	25.00	2,251.75	2,201.39	50.36	0.00	0.00	7.60	2,208.99		38.38	9.71		5.33
Listed Securities MarketTotal													
		40,779.59	91,661.65	(50,882.06)	0.00	0.00	6.14	91,667.79		3,402.88	1,937.90		56,228.98

Day Family Superannuation Fund
Unrealised Capital Gains as at 30 June 2023

Capital Gains Tax Return Summary





	Indexation	Discount	Other	Deferred	Total Capital Gains	Capital Losses
Current Year Capital Gains						
Shares & Units - Listed Shares	0.00	2,570.00	1,920.00	0.00	4,490.00	56,222.00
Shares & Units - Other Shares	0.00	0.00	0.00	0.00	0.00	0.00
Shares & Units - Listed Trusts	0.00	832.00	17.00	0.00	849.00	6.00
Shares & Units - Other Units	0.00	0.00	0.00	0.00	0.00	0.00
Australian Real Estate	0.00	0.00	0.00	0.00	0.00	0.00
Other Real Estate	0.00	0.00	0.00	0.00	0.00	0.00
Collectables	0.00	0.00	0.00	0.00	0.00	0.00
Other CGT Assets & Other CGT Events	0.00	0.00	0.00	0.00	0.00	0.00
Distributed Capital Gains from Trusts	0.00	0.00	0.00	0.00	0.00	0.00
	<u>0.00</u>	<u>3,402.00</u>	<u>1,937.00</u>	<u>0.00</u>	<u>5,339.00</u>	<u>56,228.00</u>
Capital Losses Applied						
Current Year	0.00	3,402.00	1,937.00	0.00	5,339.00	
Prior Years	0.00	0.00	0.00	0.00	0.00	
	<u>0.00</u>	<u>3,402.00</u>	<u>1,937.00</u>	<u>0.00</u>	<u>5,339.00</u>	
Net Capital Gains						
Net Gain after applying losses	0.00	0.00	0.00	0.00	0.00	
Discount applicable		0.00				
Net Gain after applying discount	<u>0.00</u>	<u>0.00</u>	<u>0.00</u>	<u>0.00</u>	<u>0.00</u>	

Gains/Losses on Custom Holding Accounts

Account Name	Book Cost	Value	Gain/(Loss)	Tax Rate %	Tax Effect
--------------	-----------	-------	-------------	------------	------------

Custom Holding Accounts Totals

Day Family Superannuation Fund
Realised Capital Gains
For the period from 1 July 2022 to 30 June 2023

	Accounting Treatment					Taxation Treatment						
	Quantity	Proceeds	Excess Tax Value*	Original Cost	Accounting Profit/(Loss)	Cost Base Calculation		Capital Gains Calculation				
						Adjusted	Reduced	Indexation	Discounted	Other	Deferred	Capital Loss
<u>Listed Securities Market</u>												
Commonwealth Bank Of Australia. (ASX:CBA)												
16/02/2023	Sale	24.00	2,425.89		1,611.39	814.50	1,611.39		809.86	4.64		
		24.00	2,425.89		1,611.39	814.50	1,611.39		809.86	4.64	0.00	
Ishares Global 100 ETF - Ishares Global 100 ETF (ASX:IOO)												
30/06/2023	Dist	0.00	0.00		0.00				7.75			
30/06/2023	Dist	0.00	0.00		0.00				3.33			
		0.00	0.00		0.00				11.08		0.00	
Kogi Iron Limited (ASX:KFE)												
16/12/2022	Sale	100,000.00	5,819.95		5,819.95	0.00	5,819.95		0.00			
16/12/2022	Sale	1,000,000.00	14,029.95		14,029.95	0.00	14,029.95		0.00			
16/12/2022	Sale	8,500.00	255.00		255.00	0.00	255.00		0.00			
16/12/2022	Sale	91,500.00	2,764.95		2,764.95	0.00	2,764.95		0.00			
		1,200,000.00	22,869.85		22,869.85	0.00	22,869.85		0.00		0.00	
National Australia Bank Limited (ASX:NAB)												
16/02/2023	Sale	90.00	2,706.15		1,722.12	984.03	1,596.60	125.52	989.27		5.24	
		90.00	2,706.15		1,722.12	984.03	1,596.60	125.52	989.27		5.24	
Vanguard Australian Shares Index ETF - Vanguard Australian Shares Index ETF (ASX:VAS)												
30/06/2023	Dist	0.00	0.00		0.00				0.10			
30/06/2023	Dist	0.00	0.00		0.00				0.12			
30/06/2023	Dist	0.00	0.00		0.00				0.18			
30/06/2023	Dist	0.00	0.00		0.00				0.08			
		0.00	0.00		0.00				0.48		0.00	
Westpac Banking Corporation (ASX:WBC)												
16/02/2023	Sale	94.00	2,123.25		1,719.95	403.30	1,574.47	145.48	413.25		9.95	
		94.00	2,123.25		1,719.95	403.30	1,574.47	145.48	413.25		9.95	
Listed Securities Market Total		30,125.14			27,923.31	2,201.83	27,652.31	271.00	2,223.94	4.64	0.00	15.19

Day Family Superannuation Fund
Realised Capital Gains
For the period from 1 July 2022 to 30 June 2023

Grand Total	30,125.14	27,923.31	2,201.83	 27,652.31	271.00	2,223.94	4.64	0.00	15.19
--------------------	-----------	-----------	----------	---	--------	----------	------	------	-------

* Where there is an Excess Tax Value Amount, the Accounting Profit/(Loss) figure takes account of this. Accounting Profit/(Loss) equals Proceeds less Excess Tax Value less Original Cost.

Day Family Superannuation Fund
Realised Capital Gains
For the period from 1 July 2022 to 30 June 2023

Capital Gains Tax Return Summary

	Indexation	Discount	Other	Deferred	Total Capital Gains	Capital Losses
Current Year Capital Gains						
Shares & Units - Listed Shares	0.00	2,212.00	4.00	0.00	2,216.00	15.00
Shares & Units - Other Shares	0.00	0.00	0.00	0.00	0.00	0.00
Shares & Units - Listed Trusts	0.00	0.00	0.00	0.00	0.00	0.00
Shares & Units - Other Units	0.00	0.00	0.00	0.00	0.00	0.00
Australian Real Estate	0.00	0.00	0.00	0.00	0.00	0.00
Other Real Estate	0.00	0.00	0.00	0.00	0.00	0.00
Collectables	0.00	0.00	0.00	0.00	0.00	0.00
Other CGT Assets & Other CGT Events	0.00	0.00	0.00	0.00	0.00	0.00
Distributed Capital Gains from Trusts	0.00	11.00	0.00	0.00	11.00	0.00
	0.00	2,223.00	4.00	0.00	2,227.00	15.00
Capital Losses Applied						
Current Year	0.00	11.00	4.00	0.00	15.00	
Prior Years	0.00	2,212.00	0.00	0.00	2,212.00	
	0.00	2,223.00	4.00	0.00	2,227.00	
Net Capital Gains						
Net Gain after applying losses	0.00	0.00	0.00	0.00	0.00	
Discount applicable		0.00				
Net Gain after applying discount	0.00	0.00	0.00	0.00	0.00	



SUPER B2B

**DEBTORS &
RECEIVABLES**

[-] Other Assets

[-] Cash At Bank

CBA Direct Investment Account #6905	\$	22,822.42		
Total Cash At Bank	\$	22,822.42		

[-] DRP Residual

Ishares Global 100 ETF - Ishares Global 100 ETF	\$	82.46	✓	
Ishares S&P/ASX 20 ETF - Ishares S&P/ASX 20 ETF	\$	8.99	✓	
National Australia Bank Limited	\$	29.33	✓	
Vanguard Australian Shares Index ETF - Vanguard Australian Shares Index ETF	\$	51.29	✓	
Westpac Banking Corporation	\$	0.93	✓	
Total DRP Residual	\$	173.00	✓	

[-] Receivables

[-] Investment Income Receivable				
[-] Distributions				
[-] Units In Listed Unit Trusts				
Ishares Global 100 ETF - Ishares Global 100 ETF	\$	34.54	✓	
Ishares S&P/ASX 20 ETF - Ishares S&P/ASX 20 ETF	\$	9.39		
Vanguard Australian Shares Index ETF - Vanguard Australian Shares Index ETF	\$	22.23	✓	
Total Units In Listed Unit Trusts	\$	66.16	✓	
Total Distributions	\$	66.16		
Total Investment Income Receivable	\$	66.16		
Total Receivables	\$	66.16		



SUPER B2B

**CREDITORS
& ACCRUED
EXPENSES**



SUPER B2B

INCOME

Day Family Superannuation Fund
Investment Income Comparison Report
For the period 1 July 2022 to 30 June 2023

Payment Date	Income Type	Ledger Data			Announcement Data					
		Total Income	Tax Credits+	Diff *	Quantity	Held < 45 Days	Amount Per Unit	Total Income	Tax Credits+	
Cash At Bank										
CBA.BACCT: CBA Direct Investment Account #6905										
01/07/2022	Interest	0.18	0.00							
01/08/2022	Interest	0.44	0.00							
01/10/2022	Interest	1.90	0.00							
01/02/2023	Interest	0.58	0.00							
01/03/2023	Interest	3.24	0.00							
01/04/2023	Interest	13.54	0.00							
01/05/2023	Interest	16.03	0.00							
01/06/2023	Interest	22.46	0.00							
		58.37	0.00							
Total		58.37	0.00							
Shares in Listed Companies										
CBA: Commonwealth Bank Of Australia. (ASX:CBA)										
29/09/2022	Dividend	48.30	20.70		23	0	2.1000	48.30	20.70	
		48.30	20.70					48.30	20.70	
NAB: National Australia Bank Limited (ASX:NAB)										
05/07/2022	Dividend	62.78	26.91		86	0	0.7300	62.78	26.91	
14/12/2022	Dividend	68.64	29.42		88	0	0.7800	68.64	29.42	
		131.42	56.33					131.42	56.33	
WBC: Westpac Banking Corporation (ASX:WBC)										
20/12/2022	Dividend	58.24	24.96		91	0	0.6400	58.24	24.96	
		58.24	24.96					58.24	24.96	
Total		237.96	101.99					237.96	101.99	
Units In Listed Unit Trusts										
ILC: Ishares S&P/ASX 20 ETF - Ishares S&P/ASX 20 ETF (ASX:ILC)										
07/10/2022	Distribution	52.62	0.00	*	80	0	0.6577	52.62	21.20	
06/01/2023	Distribution	13.99	0.00	*	82	0	0.1706	13.99	4.85	
06/04/2023	Distribution	31.25	0.00	*	83	0	0.3765	31.25	12.68	
30/06/2023	Distribution	9.39	0.00	*	84	0	0.1117	9.39	2.77	
		107.25	0.00					107.25	41.50	
IOO: Ishares Global 100 ETF - Ishares Global 100 ETF (ASX:IOO)										
21/12/2022	Distribution	14.86	0.00		24	0	0.6193	14.86	0.00	
30/06/2023	Distribution	34.54	0.00		24	0	1.4394	34.54	0.00	
		49.40	0.00					49.40	0.00	
VAS: Vanguard Australian Shares Index ETF - Vanguard Australian Shares Index ETF (ASX:VAS)										
03/10/2022	Distribution	34.81	0.00	*	24	0	1.4506	34.81	13.25	
03/01/2023	Distribution	18.74	0.00	*	25	0	0.7497	18.74	6.56	
03/04/2023	Distribution	14.42	0.00	*	25	0	0.5770	14.42	5.37	
30/06/2023	Distribution	22.23	0.00	*	25	0	0.8890	22.23	7.85	
		90.20	0.00					90.20	33.03	
Total		246.85	0.00					246.85	74.53	

+Note: Tax Credits refer to franking credits for domestic income and foreign tax credits where the income is foreign in nature.

Day Family Superannuation Fund
Investment Income Summary
For the period 1 July 2022 to 30 June 2023

Total Income	Add			Less					Taxable Income (excluding Capital Gains)	Indexed Capital Gains *	Discounted Capital Gains *	Other Capital Gains *	CGT Concession Amount *	
	Franking Credits	Foreign Credits	TFN Credits	Tax Free	Tax Exempt	Tax Deferred	Distributed Capital Gains	GST						
<u>Cash At Bank</u>														
CBA Direct Investment Account #6905														
58.37	0.00	0.00	0.00	0.00	0.00	0.00	0.00	0.00	0.00	58.37	0.00	0.00	0.00	0.00
58.37	0.00	0.00	0.00	0.00	0.00	0.00	0.00	0.00	0.00	58.37	0.00	0.00	0.00	0.00
<u>Shares in Listed Companies</u>														
Commonwealth Bank Of Australia. (ASX:CBA)														
48.30	20.70	0.00	0.00	0.00	0.00	0.00	0.00	0.00	0.00	69.00	0.00	0.00	0.00	0.00
National Australia Bank Limited (ASX:NAB)														
131.42	56.33	0.00	0.00	0.00	0.00	0.00	0.00	0.00	0.00	187.75	0.00	0.00	0.00	0.00
Westpac Banking Corporation (ASX:WBC)														
58.24	24.96	0.00	0.00	0.00	0.00	0.00	0.00	0.00	0.00	83.20	0.00	0.00	0.00	0.00
237.96	101.99	0.00	0.00	0.00	0.00	0.00	0.00	0.00	0.00	339.95	0.00	0.00	0.00	0.00
<u>Units In Listed Unit Trusts</u>														
Ishares Global 100 ETF - Ishares Global 100 ETF (ASX:IOO)														
49.40	0.00	6.74	0.00	0.00	0.00	0.00	11.08	0.00	0.00	45.06	0.00	5.54	0.00	5.54
Ishares S&P/ASX 20 ETF - Ishares S&P/ASX 20 ETF (ASX:ILC)														
107.25	44.01	0.00	0.00	0.00	1.46	0.00	0.00	0.00	0.00	149.80	0.00	0.00	0.00	0.00
Vanguard Australian Shares Index ETF - Vanguard Australian Shares Index ETF (ASX:VAS)														
90.20	33.93	0.11	0.00	0.00	0.00	0.00	0.48	0.00	0.00	123.76	0.00	0.24	0.00	0.24
246.85	77.94	6.85	0.00	0.00	1.46	0.00	11.56	0.00	0.00	318.62	0.00	5.78	0.00	5.78
543.18	179.93	6.85	0.00	0.00	1.46	0.00	11.56	0.00	0.00	716.94	0.00	5.78	0.00	5.78

* Distributed capital gains components correspond to the cash amount received. You should refer to Realised Capital Gains or Distribution Reconciliation Reports for tax and capital gain reporting purpose.

Day Family Superannuation Fund
Distribution Reconciliation Report
For the period 1 July 2022 to 30 June 2023

Net Distribution	Australian Income			Other Non-Assessable Amounts			Foreign Income			Capital Gains			AMIT	Gross Distribution		
	NPP Income	Franking Credits	Withholding Tax	Tax Exempt	Tax Free	Tax Deferred	Capital Returns	Assesable Amounts	Foreign Tax Credits	Discounted Capital Gains	CGT Concession Amount	Indexed Capital Gains	Other Capital Gains	Net Cost Base Increase/ (Decrease)	Accounting	Tax
Listed Securities Market																
✓ 107.25	✓ 105.45	✓ 44.01	0.00	✓ 1.46	0.00	0.00	0.00	✓ 0.34	0.00	0.00	0.00	0.00	0.00	✓ (1.46)	107.25	149.46
✓ 49.40	0.00	0.00	0.00	0.00	0.00	0.00	0.00	✓ 38.32	✓ 6.74	✓ 5.54	✓ 5.54	0.00	0.00	0.00	56.14	0.00
✓ 90.20	✓ 87.64	✓ 33.93	0.00	0.00	0.00	0.00	0.00	✓ 2.08	✓ 0.11	✓ 0.24	✓ 0.24	0.00	0.00	✓ (0.84)	90.31	121.57
246.85	193.09	77.94	0.00	1.46	0.00	0.00	0.00	40.74	6.85	5.78	5.78	0.00	0.00	(2.30)	253.70	271.03
246.85	193.09	77.94	0.00	1.46	0.00	0.00	0.00	40.74	6.85	5.78	5.78	0.00	0.00	(2.30)	253.70	271.03

Reconciliation

Gross Accounting Distribution	Australian Income			Other Non-Assessable Amounts			Foreign Income			Capital Gains			Gross Distribution	
	NPP Income	Franking Credits	Withholding Tax	Tax Exempt	Tax Free	Tax Deferred	Assesable Amounts	Foreign Tax Credits	Disc. Capital Gains	CGT Concession Amount	Indexed Capital Gains	Other Capital Gains	Accounting	Tax
193.09	-	-	0.00	1.46	-	-	40.74	6.85	5.78	5.78	-	-	253.70	-
193.09	77.94	-	-	-	-	-	-	-	-	-	-	-	-	271.03
-	-	-	-	-	-	-	40.74	6.85	-	-	-	-	-	47.59
-	-	-	-	-	-	-	-	-	11.56	N/A	-	-	-	11.56



SUPER B2B

EXPENSES



SUPER B2B

OTHER

REPORTS

Day Family Superannuation Fund

Trial Balance as at 30 June 2023

Prior Year		Description	Current Year	
Debits	Credits		Debits	Credits
INCOME				
Contributions				
-	13,640.51	Employer	-	17,332.99
-	2,400.00	Member	-	-
-	1,887.80	Realised Capital Gains	-	2,201.83
-	344.35	Distributions	-	253.70
-	298.22	Dividends	-	237.96
-	-	Interest	-	58.37
-	-	Other Income	-	5.07
EXPENSE				
2,239.99	-	Insurance Premiums	2,367.27	-
-	-	Accountancy Fee	3,300.00	-
-	-	Auditor Fee	440.00	-
12.50	-	Bank Fees	-	-
-	-	General Expense	800.00	-
56.00	-	Regulatory Fees	59.00	-
-	-	SMSF Supervisory Levy	518.00	-
4,557.77	-	Decrease in Market Value	2,652.47	-
INCOME TAX				
1,594.02	-	Income Tax Expense	1,405.12	-
PROFIT & LOSS CLEARING ACCOUNT				
10,110.60	-	Profit & Loss Clearing Account	8,548.06	-
ASSETS				
22,346.28	-	Shares in Listed Companies	33,460.00	-
6,326.58	-	Units In Listed Unit Trusts	7,319.59	-
18,541.70	-	Cash At Bank	22,822.42	-
187.90	-	DRP Residual	173.00	-
137.32	-	Receivables	66.16	-
-	388.89	Current Tax Assets	217.73	-
LIABILITIES				
-	-	Unsettled Trades	-	8,749.95
-	390.00	Other Taxes Payable	-	-
MEMBER ENTITLEMENTS				
-	28,779.29	Mr Nicholas Day	-	34,204.20
-	17,981.60	Mrs Nicole Day	-	21,104.75
<u>66,110.66</u>	<u>66,110.66</u>		<u>84,148.82</u>	<u>84,148.82</u>

Day Family Superannuation Fund
General Ledger Account Movement
For the period from 1 July 2022 to 30 June 2023

Date	Description	Quantity	Debits	Credits	Balance
Income					
Member Receipts					
Contributions - Employer					
Mr Nicholas Day					
01/07/2022	Opening Balance				0.00
21/07/2022	Direct Credit 481471 SuperChoice P/L PC150722-162095199			713.33	713.33 CR
19/08/2022	Direct Credit 481471 SuperChoice P/L PC150822-174823509			713.33	1,426.66 CR
25/10/2022	Direct Credit 481471 SuperChoice P/L PC181022-197522060			2,137.35	3,564.01 CR
21/11/2022	Direct Credit 481471 SuperChoice P/L PC151122-192188519			950.23	4,514.24 CR
21/12/2022	Direct Credit 481471 SuperChoice P/L PC151222-192959367			950.23	5,464.47 CR
19/01/2023	Direct Credit 481471 SuperChoice P/L PC130123-196124243			950.23	6,414.70 CR
22/02/2023	Direct Credit 481471 SuperChoice P/L PC160223-166352337			950.23	7,364.93 CR
21/03/2023	Direct Credit 481471 SuperChoice P/L PC150323-155227934			950.23	8,315.16 CR
21/04/2023	Direct Credit 481471 SuperChoice P/L PC170423-160498444			950.23	9,265.39 CR
19/05/2023	Direct Credit 481471 SuperChoice P/L PC150523-179322806			950.23	10,215.62 CR
21/06/2023	Direct Credit 481471 SuperChoice P/L PC150623-126299155			950.23	11,165.85 CR
30/06/2023	Closing Balance				11,165.85 CR
Mrs Nicole Day					
01/07/2022	Opening Balance				0.00
08/07/2022	Direct Credit 481471 SuperChoice P/L PC060722-169404442			414.74	414.74 CR
09/08/2022	Direct Credit 481471 SuperChoice P/L PC010822-195087240			268.88	683.62 CR
09/09/2022	Direct Credit 481471 SuperChoice P/L PC070922-177890591			311.52	995.14 CR
10/10/2022	Direct Credit 481471 SuperChoice P/L PC061022-135997100			243.30	1,238.44 CR
11/11/2022	Direct Credit 481471 SuperChoice P/L PC091122-107784344			273.70	1,512.14 CR
09/12/2022	Direct Credit 481471 SuperChoice P/L PC071222-192004652			300.71	1,812.85 CR
23/12/2022	Direct Credit 481471 SuperChoice P/L PC211222-193646221			161.87	1,974.72 CR
06/01/2023	Direct Credit 481471 SuperChoice P/L PC050123-194831433			90.94	2,065.66 CR
23/01/2023	Direct Credit 481471 SuperChoice P/L PC190123-197227576			71.62	2,137.28 CR
31/01/2023	Employer Contribution: KNOX CITY COUNCIL			447.41	2,584.69 CR
03/02/2023	Direct Credit 481471 SuperChoice P/L PC300123-100624828			80.93	2,665.62 CR
17/02/2023	Direct Credit 481471 SuperChoice P/L PC140223-166129509			71.62	2,737.24 CR
28/02/2023	Direct Credit 481471 SuperChoice P/L PC270223-153273296			71.62	2,808.86 CR
28/02/2023	Employer Contribution: KNOX CITY COUNCIL			397.28	3,206.14 CR
17/03/2023	Direct Credit 481471 SuperChoice P/L PC140323-155171102			113.19	3,319.33 CR
29/03/2023	Employer Contribution: KNOX CITY COUNCIL			584.04	3,903.37 CR
31/03/2023	Direct Credit 481471 SuperChoice P/L PC300323-157895171			71.62	3,974.99 CR
14/04/2023	Direct Credit 481471 SuperChoice P/L PC110423-159321559			71.62	4,046.61 CR
28/04/2023	Direct Credit 481471 SuperChoice P/L PC190423-161101392			76.21	4,122.82 CR
28/04/2023	Employer Contribution: KNOX CITY COUNCIL			607.49	4,730.31 CR
12/05/2023	Direct Credit 481471 SuperChoice P/L PC090523-194708605			80.93	4,811.24 CR
22/05/2023	Employer Contribution: KNOX CITY COUNCIL			717.27	5,528.51 CR
26/05/2023	Direct Credit 481471 SuperChoice P/L PC250523-150596199			79.20	5,607.71 CR
21/06/2023	Employer Contribution: KNOX CITY COUNCIL			559.43	6,167.14 CR
30/06/2023	Closing Balance				6,167.14 CR
Investment Gains					
Realised Capital Gains - Shares in Listed Companies					
Commonwealth Bank Of Australia.					
01/07/2022	Opening Balance				0.00
16/02/2023	Listed Security Sale			814.50	814.50 CR
30/06/2023	Closing Balance				814.50 CR
National Australia Bank Limited					
01/07/2022	Opening Balance				0.00
16/02/2023	Listed Security Sale			984.03	984.03 CR
30/06/2023	Closing Balance				984.03 CR

Day Family Superannuation Fund
General Ledger Account Movement
For the period from 1 July 2022 to 30 June 2023

Date	Description	Quantity	Debits	Credits	Balance
Income					
Westpac Banking Corporation					
01/07/2022	Opening Balance				0.00
16/02/2023	Listed Security Sale			403.30	403.30 CR
30/06/2023	Closing Balance				403.30 CR
Disposal Suspense - Shares in Listed Companies					
Commonwealth Bank Of Australia.					
01/07/2022	Opening Balance	0.00000			0.00
16/02/2023	Listed Security Sale	24.00000		2,425.89	2,425.89 CR
16/02/2023	Listed Security Sale	-24.00000	2,425.89		0.00 CR
30/06/2023	Closing Balance	0.00000			0.00
Kogi Iron Limited					
01/07/2022	Opening Balance	0.00000			0.00
16/12/2022	KFE/M4M Code Change	8,500.00000		255.00	255.00 CR
16/12/2022	KFE/M4M Code Change	91,500.00000		2,764.95	3,019.95 CR
16/12/2022	KFE/M4M Code Change	100,000.00000		5,819.95	8,839.90 CR
16/12/2022	KFE/M4M Code Change	1,000,000.00000		14,029.95	22,869.85 CR
16/12/2022	KFE/M4M Code Change	-1,200,000.00000	22,869.85		0.00 CR
30/06/2023	Closing Balance	0.00000			0.00
National Australia Bank Limited					
01/07/2022	Opening Balance	0.00000			0.00
16/02/2023	Listed Security Sale	90.00000		2,706.15	2,706.15 CR
16/02/2023	Listed Security Sale	-90.00000	2,706.15		0.00 CR
30/06/2023	Closing Balance	0.00000			0.00
Westpac Banking Corporation					
01/07/2022	Opening Balance	0.00000			0.00
16/02/2023	Listed Security Sale	94.00000		2,123.25	2,123.25 CR
16/02/2023	Listed Security Sale	-94.00000	2,123.25		0.00 CR
30/06/2023	Closing Balance	0.00000			0.00
Investment Income					
Distributions - Units In Listed Unit Trusts					
Ishares Global 100 ETF - Ishares Global 100 ETF					
01/07/2022	Opening Balance				0.00
21/12/2022	IOO AUD DRP			14.86	14.86 CR
30/06/2023	Distribution - Tax Statement			2.03	16.89 CR
30/06/2023	Distribution - Tax Statement			4.71	21.60 CR
30/06/2023	IOO AUD DRP			34.54	56.14 CR
30/06/2023	Closing Balance				56.14 CR
Ishares S&P/ASX 20 ETF - Ishares S&P/ASX 20 ETF					
01/07/2022	Opening Balance				0.00
07/10/2022	ILC AUD EST 0.6183 FRANKED, 30% CTR, 0.0208 CFI, DRF			52.62	52.62 CR
06/01/2023	ILC AUD EST 0.1379 FRANKED, 30% CTR, 0.0258 CFI, DRF			13.99	66.61 CR
06/04/2023	ILC AUD EST 0.3564 FRANKED, 30% CTR, 0.0009 CFI, DRF			31.25	97.86 CR
30/06/2023	Distribution - Tax Statement				97.86 CR
30/06/2023	Distribution - Tax Statement				97.86 CR
30/06/2023	Distribution - Tax Statement				97.86 CR
30/06/2023	Distribution - Tax Statement				97.86 CR
30/06/2023	ILC AUD EST 0.0769 FRANKED, 30% CTR, 0.0248 CFI, DRF			9.39	107.25 CR
30/06/2023	Closing Balance				107.25 CR

Day Family Superannuation Fund
General Ledger Account Movement
For the period from 1 July 2022 to 30 June 2023

Date	Description	Quantity	Debits	Credits	Balance
Income					
Vanguard Australian Shares Index ETF - Vanguard Australian Shares Index ETF					
01/07/2022	Opening Balance				0.00
03/10/2022	VAS AUD EST 1.2880 FRANKED, 30% CTR, 0.0369 CFI, DR			34.81	34.81 CR
03/01/2023	VAS AUD EST 0.6128 FRANKED, 30% CTR, 0.0887 CFI, DR			18.74	53.55 CR
03/04/2023	VAS AUD EST 0.5017 FRANKED, 30% CTR, 0.0359 CFI, DR			14.42	67.97 CR
30/06/2023	Distribution - Tax Statement			0.02	67.99 CR
30/06/2023	Distribution - Tax Statement			0.02	68.01 CR
30/06/2023	Distribution - Tax Statement			0.03	68.04 CR
30/06/2023	Distribution - Tax Statement			0.04	68.08 CR
30/06/2023	VAS AUD EST 0.7328 FRANKED, 30% CTR, 0.1131 CFI, DR			22.23	90.31 CR
30/06/2023	Closing Balance				90.31 CR
Dividends - Shares in Listed Companies					
Commonwealth Bank Of Australia.					
01/07/2022	Opening Balance				0.00
29/09/2022	CBA AUD 2.1 FRANKED, 30% CTR, DRP NIL DISC			48.30	48.30 CR
30/06/2023	Closing Balance				48.30 CR
National Australia Bank Limited					
01/07/2022	Opening Balance				0.00
05/07/2022	NAB AUD 0.73 FRANKED, 30% CTR, DRP NIL DISC, BSP			62.78	62.78 CR
14/12/2022	NAB AUD 0.78 FRANKED, 30% CTR, DRP NIL DISC, BSP			68.64	131.42 CR
30/06/2023	Closing Balance				131.42 CR
Westpac Banking Corporation					
01/07/2022	Opening Balance				0.00
20/12/2022	WBC AUD 0.64 FRANKED, 30% CTR, DRP NIL DISC			58.24	58.24 CR
30/06/2023	Closing Balance				58.24 CR
Interest - Cash At Bank					
CBA Direct Investment Account #6905					
01/07/2022	Opening Balance				0.00
01/07/2022	Credit Interest			0.18	0.18 CR
01/08/2022	Credit Interest			0.44	0.62 CR
01/10/2022	Credit Interest			1.90	2.52 CR
01/02/2023	Credit Interest			0.58	3.10 CR
01/03/2023	Credit Interest			3.24	6.34 CR
01/04/2023	Credit Interest			13.54	19.88 CR
01/05/2023	Credit Interest			16.03	35.91 CR
01/06/2023	Credit Interest			22.46	58.37 CR
30/06/2023	Closing Balance				58.37 CR
Other Income					
ATO Interest Payments					
01/07/2022	Opening Balance				0.00
26/05/2023	Direct Credit 012721 ATO ATO008000017984439			5.07	5.07 CR
30/06/2023	Closing Balance				5.07 CR
Expenses					
Member Payments					
Insurance Premiums - Mr Nicholas Day					
Accumulation					
01/07/2022	Opening Balance				0.00
09/01/2023	ZAL LIFE INSURANCE NetBank BPAY 787853 500815683 Li		1,732.99		1,732.99 DR
30/06/2023	Closing Balance				1,732.99 DR

Day Family Superannuation Fund
General Ledger Account Movement
For the period from 1 July 2022 to 30 June 2023

Date	Description	Quantity	Debits	Credits	Balance
Expenses					
Insurance Premiums - Mrs Nicole Day					
Accumulation					
01/07/2022	Opening Balance				0.00
09/01/2023	ZAL LIFE INSURANCE NetBank BPAY 787853 500815667 Li		634.28		634.28 DR
30/06/2023	Closing Balance				634.28 DR
Other Expenses					
Accountancy Fee					
01/07/2022	Opening Balance				0.00
11/10/2022	Transfer To SuperB2B Pty Ltd NetBank INV-0659 and INV-06		1,650.00		1,650.00 DR
11/10/2022	Transfer To SuperB2B Pty Ltd NetBank INV-0659 and INV-06		1,650.00		3,300.00 DR
30/06/2023	Closing Balance				3,300.00 DR
Auditor Fee					
01/07/2022	Opening Balance				0.00
11/10/2022	Transfer To SuperB2B Pty Ltd NetBank INV-0659 and INV-06		220.00		220.00 DR
11/10/2022	Transfer To SuperB2B Pty Ltd NetBank INV-0659 and INV-06		220.00		440.00 DR
30/06/2023	Closing Balance				440.00 DR
General Expense					
01/07/2022	Opening Balance				0.00
02/03/2023	Transfer To Nicholas Day NetBank Transfer		500.00		500.00 DR
16/05/2023	Audit Shield		300.00		800.00 DR
30/06/2023	Closing Balance				800.00 DR
Regulatory Fees					
01/07/2022	Opening Balance				0.00
28/09/2022	ASIC NetBank BPAY 17301 2291650270831 ASIC Annual Fe		59.00		59.00 DR
30/06/2023	Closing Balance				59.00 DR
SMSF Supervisory Levy					
01/07/2022	Opening Balance				0.00
28/09/2022	TAX OFFICE PAYMENTS NetBank BPAY 75556 949515445C		259.00		259.00 DR
28/09/2022	TAX OFFICE PAYMENTS NetBank BPAY 75556 949515445C		259.00		518.00 DR
30/06/2023	Closing Balance				518.00 DR
Investment Losses					
Decrease in Market Value - Shares in Listed Companies					
Commonwealth Bank Of Australia.					
01/07/2022	Opening Balance				0.00
30/06/2023	Market Value Adjustment		563.79		563.79 DR
30/06/2023	Closing Balance				563.79 DR
Essential Metals Limited					
01/07/2022	Opening Balance				0.00
30/06/2023	Market Value Adjustment			1,920.05	1,920.05 CR
30/06/2023	Closing Balance				1,920.05 CR
FAR Limited					
01/07/2022	Opening Balance				0.00
30/06/2023	Market Value Adjustment			422.50	422.50 CR
30/06/2023	Closing Balance				422.50 CR
Imugene Limited					
01/07/2022	Opening Balance				0.00
30/06/2023	Market Value Adjustment		1,449.95		1,449.95 DR
30/06/2023	Closing Balance				1,449.95 DR

Day Family Superannuation Fund
General Ledger Account Movement
For the period from 1 July 2022 to 30 June 2023

Date	Description	Quantity	Debits	Credits	Balance
Expenses					
Kogi Iron Limited					
01/07/2022	Opening Balance				0.00
30/06/2023	Market Value Adjustment			19,269.85	19,269.85 CR
30/06/2023	Closing Balance				19,269.85 CR
Lachlan Star Limited					
01/07/2022	Opening Balance				0.00
30/06/2023	Market Value Adjustment		450.00		450.00 DR
30/06/2023	Closing Balance				450.00 DR
Macro Metals Limited					
01/07/2022	Opening Balance				0.00
30/06/2023	Market Value Adjustment		19,269.85		19,269.85 DR
30/06/2023	Closing Balance				19,269.85 DR
National Australia Bank Limited					
01/07/2022	Opening Balance				0.00
30/06/2023	Market Value Adjustment		758.94		758.94 DR
30/06/2023	Closing Balance				758.94 DR
Todd River Resources Limited					
01/07/2022	Opening Balance				0.00
30/06/2023	Market Value Adjustment		2,400.00		2,400.00 DR
30/06/2023	Closing Balance				2,400.00 DR
Westpac Banking Corporation					
01/07/2022	Opening Balance				0.00
30/06/2023	Market Value Adjustment		126.13		126.13 DR
30/06/2023	Closing Balance				126.13 DR
Decrease in Market Value - Units In Listed Unit Trusts					
Ishares Global 100 ETF - Ishares Global 100 ETF					
01/07/2022	Opening Balance				0.00
30/06/2023	Market Value Adjustment			471.36	471.36 CR
30/06/2023	Closing Balance				471.36 CR
Ishares S&P/ASX 20 ETF - Ishares S&P/ASX 20 ETF					
01/07/2022	Opening Balance				0.00
30/06/2023	Market Value Adjustment			121.08	121.08 CR
30/06/2023	Closing Balance				121.08 CR
Vanguard Australian Shares Index ETF - Vanguard Australian Shares Index ETF					
01/07/2022	Opening Balance				0.00
30/06/2023	Market Value Adjustment			161.35	161.35 CR
30/06/2023	Closing Balance				161.35 CR
Income Tax					
Income Tax Expense					
Income Tax Expense					
01/07/2022	Opening Balance				0.00
08/07/2022	Fund Income Tax		62.21		62.21 DR
21/07/2022	Fund Income Tax		107.00		169.21 DR
09/08/2022	Fund Income Tax		40.33		209.54 DR
19/08/2022	Fund Income Tax		107.00		316.54 DR
09/09/2022	Fund Income Tax		46.73		363.27 DR
10/10/2022	Fund Income Tax		36.50		399.77 DR
25/10/2022	Fund Income Tax		320.60		720.37 DR
11/11/2022	Fund Income Tax		41.06		761.43 DR
21/11/2022	Fund Income Tax		142.53		903.96 DR
09/12/2022	Fund Income Tax		45.11		949.07 DR
21/12/2022	Fund Income Tax		142.53		1,091.60 DR
23/12/2022	Fund Income Tax		24.28		1,115.88 DR
06/01/2023	Fund Income Tax		13.64		1,129.52 DR

Day Family Superannuation Fund
General Ledger Account Movement
For the period from 1 July 2022 to 30 June 2023

Date	Description	Quantity	Debits	Credits	Balance
Income Tax					
09/01/2023	Fund Income Tax			95.14	1,034.38 DR
09/01/2023	Fund Income Tax			259.95	774.43 DR
19/01/2023	Fund Income Tax		142.53		916.96 DR
23/01/2023	Fund Income Tax		10.74		927.70 DR
31/01/2023	Fund Income Tax		67.11		994.81 DR
03/02/2023	Fund Income Tax		12.14		1,006.95 DR
17/02/2023	Fund Income Tax		10.74		1,017.69 DR
22/02/2023	Fund Income Tax		142.53		1,160.22 DR
28/02/2023	Fund Income Tax		10.74		1,170.96 DR
28/02/2023	Fund Income Tax		59.59		1,230.55 DR
17/03/2023	Fund Income Tax		16.98		1,247.53 DR
21/03/2023	Fund Income Tax		142.53		1,390.06 DR
29/03/2023	Fund Income Tax		87.61		1,477.67 DR
31/03/2023	Fund Income Tax		10.74		1,488.41 DR
14/04/2023	Fund Income Tax		10.74		1,499.15 DR
21/04/2023	Fund Income Tax		142.53		1,641.68 DR
28/04/2023	Fund Income Tax		11.43		1,653.11 DR
28/04/2023	Fund Income Tax		91.12		1,744.23 DR
12/05/2023	Fund Income Tax		12.14		1,756.37 DR
19/05/2023	Fund Income Tax		142.53		1,898.90 DR
22/05/2023	Fund Income Tax		107.59		2,006.49 DR
26/05/2023	Fund Income Tax		11.88		2,018.37 DR
21/06/2023	Fund Income Tax		83.91		2,102.28 DR
21/06/2023	Fund Income Tax		142.53		2,244.81 DR
30/06/2023	Fund Income Tax			659.76	1,585.05 DR
30/06/2023	Closing Balance				1,585.05 DR
Imputation Credits - Shares in Listed Companies					
Commonwealth Bank Of Australia.					
01/07/2022	Opening Balance				0.00
29/09/2022	CBA AUD 2.1 FRANKED, 30% CTR, DRP NIL DISC			20.70	20.70 CR
30/06/2023	Closing Balance				20.70 CR
National Australia Bank Limited					
01/07/2022	Opening Balance				0.00
05/07/2022	NAB AUD 0.73 FRANKED, 30% CTR, DRP NIL DISC, BSP			26.91	26.91 CR
14/12/2022	NAB AUD 0.78 FRANKED, 30% CTR, DRP NIL DISC, BSP			29.42	56.33 CR
30/06/2023	Closing Balance				56.33 CR
Westpac Banking Corporation					
01/07/2022	Opening Balance				0.00
20/12/2022	WBC AUD 0.64 FRANKED, 30% CTR, DRP NIL DISC			24.96	24.96 CR
30/06/2023	Closing Balance				24.96 CR
Imputation Credits - Units In Listed Unit Trusts					
Ishares S&P/ASX 20 ETF - Ishares S&P/ASX 20 ETF					
01/07/2022	Opening Balance				0.00
30/06/2023	Distribution - Tax Statement			3.85	3.85 CR
30/06/2023	Distribution - Tax Statement			5.74	9.59 CR
30/06/2023	Distribution - Tax Statement			12.82	22.41 CR
30/06/2023	Distribution - Tax Statement			21.60	44.01 CR
30/06/2023	Closing Balance				44.01 CR
Vanguard Australian Shares Index ETF - Vanguard Australian Shares Index ETF					
01/07/2022	Opening Balance				0.00
30/06/2023	Distribution - Tax Statement			5.42	5.42 CR
30/06/2023	Distribution - Tax Statement			7.05	12.47 CR
30/06/2023	Distribution - Tax Statement			8.36	20.83 CR
30/06/2023	Distribution - Tax Statement			13.10	33.93 CR
30/06/2023	Closing Balance				33.93 CR

Day Family Superannuation Fund
General Ledger Account Movement
For the period from 1 July 2022 to 30 June 2023

Date	Description	Quantity	Debits	Credits	Balance
Assets					
Investments - Commonwealth Bank Of Australia.					
01/07/2022	Opening Balance	23.00000			2,078.74 DR
29/09/2022	CBA AUD 2.1 FRANKED, 30% CTR, DRP NIL DISC	1.00000	96.44		2,175.18 DR
16/02/2023	Listed Security Sale	-24.00000		1,611.39	563.79 DR
30/06/2023	Market Value Adjustment			563.79	0.00 CR
30/06/2023	Closing Balance				0.00
Investments - Essential Metals Limited					
01/07/2022	Opening Balance	0.00000			0.00
14/07/2022	Listed Security Purchase	30,000.00000	10,529.95		10,529.95 DR
30/06/2023	Market Value Adjustment		1,920.05		12,450.00 DR
30/06/2023	Closing Balance	30,000.00000			12,450.00 DR
Investments - FAR Limited					
01/07/2022	Opening Balance	6,500.00000			5,037.50 DR
30/06/2023	Market Value Adjustment		422.50		5,460.00 DR
30/06/2023	Closing Balance	6,500.00000			5,460.00 DR
Investments - Imugene Limited					
01/07/2022	Opening Balance	10,000.00000			1,800.00 DR
30/06/2023	Listed Security Purchase	90,000.00000	8,749.95		10,549.95 DR
30/06/2023	Market Value Adjustment			1,449.95	9,100.00 DR
30/06/2023	Closing Balance	100,000.00000			9,100.00 DR
Investments - Kogi Iron Limited					
01/07/2022	Opening Balance	1,200,000.00000			3,600.00 DR
16/12/2022	KFE/M4M Code Change	-1,200,000.00000		22,869.85	19,269.85 CR
30/06/2023	Market Value Adjustment		19,269.85		0.00 CR
30/06/2023	Closing Balance				0.00
Investments - Lachlan Star Limited					
01/07/2022	Opening Balance	150,000.00000			1,800.00 DR
30/06/2023	Market Value Adjustment			450.00	1,350.00 DR
30/06/2023	Closing Balance	150,000.00000			1,350.00 DR
Investments - Macro Metals Limited					
01/07/2022	Opening Balance	0.00000			0.00
16/12/2022	KFE/M4M Code Change	8,500.00000	255.00		255.00 DR
16/12/2022	KFE/M4M Code Change	91,500.00000	2,764.95		3,019.95 DR
16/12/2022	KFE/M4M Code Change	100,000.00000	5,819.95		8,839.90 DR
16/12/2022	KFE/M4M Code Change	1,000,000.00000	14,029.95		22,869.85 DR
30/06/2023	Market Value Adjustment			19,269.85	3,600.00 DR
30/06/2023	Closing Balance	1,200,000.00000			3,600.00 DR
Investments - National Australia Bank Limited					
01/07/2022	Opening Balance	86.00000			2,355.54 DR
05/07/2022	NAB AUD 0.73 FRANKED, 30% CTR, DRP NIL DISC, BSP	2.00000	62.70		2,418.24 DR
14/12/2022	NAB AUD 0.78 FRANKED, 30% CTR, DRP NIL DISC, BSP	2.00000	62.82		2,481.06 DR
16/02/2023	Listed Security Sale	-90.00000		1,722.12	758.94 DR
30/06/2023	Market Value Adjustment			758.94	0.00 CR
30/06/2023	Closing Balance				0.00

Day Family Superannuation Fund
General Ledger Account Movement
For the period from 1 July 2022 to 30 June 2023

Date	Description	Quantity	Debits	Credits	Balance
Assets					
Investments - Todd River Resources Limited					
01/07/2022	Opening Balance	150,000.00000			3,900.00 DR
30/06/2023	Market Value Adjustment			2,400.00	1,500.00 DR
30/06/2023	Closing Balance	150,000.00000			1,500.00 DR
Investments - Westpac Banking Corporation					
01/07/2022	Opening Balance	91.00000			1,774.50 DR
20/12/2022	WBC AUD 0.64 FRANKED, 30% CTR, DRP NIL DISC	3.00000	71.58		1,846.08 DR
16/02/2023	Listed Security Sale	-94.00000		1,719.95	126.13 DR
30/06/2023	Market Value Adjustment			126.13	0.00 CR
30/06/2023	Closing Balance				0.00
Investments - Ishares Global 100 ETF - Ishares Global 100 ETF					
01/07/2022	Opening Balance	24.00000			2,261.28 DR
30/06/2023	Market Value Adjustment		471.36		2,732.64 DR
30/06/2023	Closing Balance	24.00000			2,732.64 DR
Investments - Ishares S&P/ASX 20 ETF - Ishares S&P/ASX 20 ETF					
01/07/2022	Opening Balance	78.00000			2,055.30 DR
04/07/2022	DRP	2.00000	51.07		2,106.37 DR
19/10/2022	ILC AUD EST 0.6183 FRANKED, 30% CTR, 0.0208 CFI, DRF	2.00000	52.54		2,158.91 DR
18/01/2023	ILC AUD EST 0.1379 FRANKED, 30% CTR, 0.0258 CFI, DRF	1.00000	27.33		2,186.24 DR
20/04/2023	ILC AUD EST 0.3564 FRANKED, 30% CTR, 0.0009 CFI, DRF	1.00000	27.88		2,214.12 DR
30/06/2023	Market Value Adjustment		121.08		2,335.20 DR
30/06/2023	Closing Balance	84.00000			2,335.20 DR
Investments - Vanguard Australian Shares Index ETF - Vanguard Australian Shares In					
01/07/2022	Opening Balance	24.00000			2,010.00 DR
18/10/2022	VAS AUD EST 1.2880 FRANKED, 30% CTR, 0.0369 CFI, DR	1.00000	80.40		2,090.40 DR
30/06/2023	Market Value Adjustment		161.35		2,251.75 DR
30/06/2023	Closing Balance	25.00000			2,251.75 DR
Cash At Bank - CBA Direct Investment Account #6905					
01/07/2022	Opening Balance				18,541.70 DR
01/07/2022	Credit Interest		0.18		18,541.88 DR
08/07/2022	Direct Credit 481471 SuperChoice P/L PC060722-169404442		414.74		18,956.62 DR
18/07/2022	Direct Debit 062934 COMMSEC SECURITI COMMSEC			10,529.95	8,426.67 DR
21/07/2022	Direct Credit 481471 SuperChoice P/L PC150722-162095199		713.33		9,140.00 DR
01/08/2022	Credit Interest		0.44		9,140.44 DR
02/08/2022	TAX OFFICE PAYMENTS NetBank BPAY 75556 0012874154			390.00	8,750.44 DR
09/08/2022	Direct Credit 481471 SuperChoice P/L PC010822-195087240		268.88		9,019.32 DR
19/08/2022	Direct Credit 481471 SuperChoice P/L PC150822-174823509		713.33		9,732.65 DR
09/09/2022	Direct Credit 481471 SuperChoice P/L PC070922-177890591		311.52		10,044.17 DR
28/09/2022	ASIC NetBank BPAY 17301 2291650270831 ASIC Annual Fe			59.00	9,985.17 DR
28/09/2022	TAX OFFICE PAYMENTS NetBank BPAY 75556 949515445C			620.88	9,364.29 DR
28/09/2022	TAX OFFICE PAYMENTS NetBank BPAY 75556 949515445C			286.01	9,078.28 DR
01/10/2022	Credit Interest		1.90		9,080.18 DR
10/10/2022	Direct Credit 481471 SuperChoice P/L PC061022-135997100		243.30		9,323.48 DR
10/10/2022	TAX OFFICE PAYMENTS NetBank BPAY 75556 0012874154			398.00	8,925.48 DR
11/10/2022	Transfer To SuperB2B Pty Ltd NetBank INV-0659 and INV-06			3,740.00	5,185.48 DR
25/10/2022	Direct Credit 481471 SuperChoice P/L PC181022-197522060		2,137.35		7,322.83 DR
11/11/2022	Direct Credit 481471 SuperChoice P/L PC091122-107784344		273.70		7,596.53 DR
21/11/2022	Direct Credit 481471 SuperChoice P/L PC151122-192188519		950.23		8,546.76 DR
09/12/2022	Direct Credit 481471 SuperChoice P/L PC071222-192004652		300.71		8,847.47 DR
21/12/2022	Direct Credit 481471 SuperChoice P/L PC151222-192959367		950.23		9,797.70 DR
23/12/2022	Direct Credit 481471 SuperChoice P/L PC211222-193646221		161.87		9,959.57 DR
06/01/2023	Direct Credit 481471 SuperChoice P/L PC050123-194831433		90.94		10,050.51 DR
09/01/2023	ZAL LIFE INSURANCE NetBank BPAY 787853 500815667 Li			634.28	9,416.23 DR

Day Family Superannuation Fund
General Ledger Account Movement
For the period from 1 July 2022 to 30 June 2023

Date	Description	Quantity	Debits	Credits	Balance
Assets					
Cash At Bank - CBA Direct Investment Account #6905					
09/01/2023	ZAL LIFE INSURANCE NetBank BPAY 787853 500815683 Li			1,732.99	7,683.24 DR
19/01/2023	Direct Credit 481471 SuperChoice P/L PC130123-196124243		950.23		8,633.47 DR
23/01/2023	Direct Credit 481471 SuperChoice P/L PC190123-197227576		71.62		8,705.09 DR
31/01/2023	Direct Credit 361578 QUICKSUPER QUICKSPR3399394728		447.41		9,152.50 DR
01/02/2023	Credit Interest		0.58		9,153.08 DR
03/02/2023	Direct Credit 481471 SuperChoice P/L PC300123-100624828		80.93		9,234.01 DR
17/02/2023	Direct Credit 481471 SuperChoice P/L PC140223-166129509		71.62		9,305.63 DR
20/02/2023	Direct Credit 062895 COMMONWEALTH SEC COMMSEC		7,255.29		16,560.92 DR
22/02/2023	Direct Credit 481471 SuperChoice P/L PC160223-166352337		950.23		17,511.15 DR
28/02/2023	Direct Credit 361578 QUICKSUPER QUICKSPR3420046231		397.28		17,908.43 DR
28/02/2023	Direct Credit 481471 SuperChoice P/L PC270223-153273296		71.62		17,980.05 DR
01/03/2023	Credit Interest		3.24		17,983.29 DR
02/03/2023	Transfer To Nicholas Day NetBank Transfer			500.00	17,483.29 DR
17/03/2023	Direct Credit 481471 SuperChoice P/L PC140323-155171102		113.19		17,596.48 DR
17/03/2023	TAX OFFICE PAYMENTS NetBank BPAY 75556 0012874154			404.00	17,192.48 DR
21/03/2023	Direct Credit 481471 SuperChoice P/L PC150323-155227934		950.23		18,142.71 DR
29/03/2023	Direct Credit 361578 QUICKSUPER QUICKSPR3441644109		584.04		18,726.75 DR
31/03/2023	Direct Credit 481471 SuperChoice P/L PC300323-157895171		71.62		18,798.37 DR
01/04/2023	Credit Interest		13.54		18,811.91 DR
14/04/2023	Direct Credit 481471 SuperChoice P/L PC110423-159321559		71.62		18,883.53 DR
21/04/2023	Direct Credit 481471 SuperChoice P/L PC170423-160498444		950.23		19,833.76 DR
21/04/2023	TAX OFFICE PAYMENTS NetBank BPAY 75556 0012874154			410.00	19,423.76 DR
28/04/2023	Direct Credit 361578 QUICKSUPER QUICKSPR3463993167		607.49		20,031.25 DR
28/04/2023	Direct Credit 481471 SuperChoice P/L PC190423-161101392		76.21		20,107.46 DR
01/05/2023	Credit Interest		16.03		20,123.49 DR
12/05/2023	Direct Credit 481471 SuperChoice P/L PC090523-194708605		80.93		20,204.42 DR
16/05/2023	Transfer To LOHNER TJ NetBank 1			300.00	19,904.42 DR
19/05/2023	Direct Credit 481471 SuperChoice P/L PC150523-179322806		950.23		20,854.65 DR
22/05/2023	Direct Credit 361578 QUICKSUPER QUICKSPR3481840470		717.27		21,571.92 DR
26/05/2023	Direct Credit 012721 ATO ATO008000017984439		5.07		21,576.99 DR
26/05/2023	Direct Credit 481471 SuperChoice P/L PC250523-150596199		79.20		21,656.19 DR
01/06/2023	Credit Interest		22.46		21,678.65 DR
02/06/2023	Direct Credit 401507 CBA CASH RES 001296039628		38.11		21,716.76 DR
21/06/2023	Direct Credit 361578 QUICKSUPER QUICKSPR3504923969		559.43		22,276.19 DR
21/06/2023	Direct Credit 481471 SuperChoice P/L PC150623-126299155		950.23		23,226.42 DR
30/06/2023	TAX OFFICE PAYMENTS NetBank BPAY 75556 0012874154			404.00	22,822.42 DR
30/06/2023	Closing Balance				22,822.42 DR
Other Assets - Unsettled Trades					
Acquisitions - Shares in Listed Companies					
Commonwealth Bank Of Australia.					
01/07/2022	Opening Balance				0.00
29/09/2022	CBA AUD 2.1 FRANKED, 30% CTR, DRP NIL DISC			48.30	48.30 CR
29/09/2022	CBA AUD 2.1 FRANKED, 30% CTR, DRP NIL DISC		48.30		0.00 CR
30/06/2023	Closing Balance				0.00
Essential Metals Limited					
01/07/2022	Opening Balance				0.00
14/07/2022	Listed Security Purchase			10,529.95	10,529.95 CR
18/07/2022	Listed Security Purchase		10,529.95		0.00 CR
30/06/2023	Closing Balance				0.00
National Australia Bank Limited					
01/07/2022	Opening Balance				0.00
05/07/2022	NAB AUD 0.73 FRANKED, 30% CTR, DRP NIL DISC, BSP			62.78	62.78 CR
05/07/2022	NAB AUD 0.73 FRANKED, 30% CTR, DRP NIL DISC, BSP		62.78		0.00 CR
14/12/2022	NAB AUD 0.78 FRANKED, 30% CTR, DRP NIL DISC, BSP			68.64	68.64 CR
14/12/2022	NAB AUD 0.78 FRANKED, 30% CTR, DRP NIL DISC, BSP		68.64		0.00 CR

Day Family Superannuation Fund
General Ledger Account Movement
For the period from 1 July 2022 to 30 June 2023

Date	Description	Quantity	Debits	Credits	Balance
Assets					
30/06/2023	Closing Balance				0.00
Westpac Banking Corporation					
01/07/2022	Opening Balance				0.00
20/12/2022	WBC AUD 0.64 FRANKED, 30% CTR, DRP NIL DISC			58.24	58.24 CR
20/12/2022	WBC AUD 0.64 FRANKED, 30% CTR, DRP NIL DISC		58.24		0.00 CR
30/06/2023	Closing Balance				0.00
Acquisitions - Units In Listed Unit Trusts					
Ishares Global 100 ETF - Ishares Global 100 ETF					
01/07/2022	Opening Balance				0.00
13/07/2022	IOO AUD DRP			31.57	31.57 CR
13/07/2022	IOO AUD DRP		31.57		0.00 CR
05/01/2023	IOO AUD DRP			14.86	14.86 CR
05/01/2023	IOO AUD DRP		14.86		0.00 CR
30/06/2023	Closing Balance				0.00
Ishares S&P/ASX 20 ETF - Ishares S&P/ASX 20 ETF					
01/07/2022	Opening Balance				0.00
04/07/2022	DRP			51.07	51.07 CR
13/07/2022	DRP		51.07		0.00 CR
19/10/2022	ILC AUD EST 0.6183 FRANKED, 30% CTR, 0.0208 CFI, DRF			52.62	52.62 CR
19/10/2022	ILC AUD EST 0.6183 FRANKED, 30% CTR, 0.0208 CFI, DRF		52.62		0.00 CR
18/01/2023	ILC AUD EST 0.1379 FRANKED, 30% CTR, 0.0258 CFI, DRF			13.99	13.99 CR
18/01/2023	ILC AUD EST 0.1379 FRANKED, 30% CTR, 0.0258 CFI, DRF		13.99		0.00 CR
20/04/2023	ILC AUD EST 0.3564 FRANKED, 30% CTR, 0.0009 CFI, DRF			31.25	31.25 CR
20/04/2023	ILC AUD EST 0.3564 FRANKED, 30% CTR, 0.0009 CFI, DRF		31.25		0.00 CR
30/06/2023	Closing Balance				0.00
Vanguard Australian Shares Index ETF - Vanguard Australian Shares Index ETF					
01/07/2022	Opening Balance				0.00
18/10/2022	VAS AUD EST 1.2880 FRANKED, 30% CTR, 0.0369 CFI, DR			34.81	34.81 CR
18/10/2022	VAS AUD EST 1.2880 FRANKED, 30% CTR, 0.0369 CFI, DR		34.81		0.00 CR
18/01/2023	VAS AUD EST 0.6128 FRANKED, 30% CTR, 0.0887 CFI, DR			18.74	18.74 CR
18/01/2023	VAS AUD EST 0.6128 FRANKED, 30% CTR, 0.0887 CFI, DR		18.74		0.00 CR
20/04/2023	VAS AUD EST 0.5017 FRANKED, 30% CTR, 0.0359 CFI, DR			14.42	14.42 CR
20/04/2023	VAS AUD EST 0.5017 FRANKED, 30% CTR, 0.0359 CFI, DR		14.42		0.00 CR
30/06/2023	Closing Balance				0.00
Disposals - Shares in Listed Companies					
Commonwealth Bank Of Australia.					
01/07/2022	Opening Balance				0.00
16/02/2023	Listed Security Sale		2,425.89		2,425.89 DR
20/02/2023	Listed Security Sale			2,425.89	0.00 CR
30/06/2023	Closing Balance				0.00
National Australia Bank Limited					
01/07/2022	Opening Balance				0.00
16/02/2023	Listed Security Sale		2,706.15		2,706.15 DR
20/02/2023	Listed Security Sale			2,706.15	0.00 CR
30/06/2023	Closing Balance				0.00
Westpac Banking Corporation					
01/07/2022	Opening Balance				0.00
16/02/2023	Listed Security Sale		2,123.25		2,123.25 DR
20/02/2023	Listed Security Sale			2,123.25	0.00 CR
30/06/2023	Closing Balance				0.00

Day Family Superannuation Fund
General Ledger Account Movement
For the period from 1 July 2022 to 30 June 2023

Date	Description	Quantity	Debits	Credits	Balance
Assets					
DRP Residual Transfer - Shares in Listed Companies					
Commonwealth Bank Of Australia.					
01/07/2022	Opening Balance				0.00
02/06/2023	DRP Residual Receipt			38.11	38.11 CR
02/06/2023	DRP Residual Receipt		38.11		0.00 CR
30/06/2023	Closing Balance				0.00
DRP Residual Transfer - Units In Listed Unit Trusts					
Ishares S&P/ASX 20 ETF - Ishares S&P/ASX 20 ETF					
01/07/2022	Opening Balance				0.00
04/07/2022	Investment Income			2.85	2.85 CR
13/07/2022	Investment Income		2.85		0.00 CR
30/06/2023	Closing Balance				0.00
Vanguard Australian Shares Index ETF - Vanguard Australian Shares Index ETF					
01/07/2022	Opening Balance				0.00
04/07/2022	Investment Income			51.83	51.83 CR
18/07/2022	Investment Income		51.83		0.00 CR
30/06/2023	Closing Balance				0.00
Other Assets - DRP Residual					
Commonwealth Bank Of Australia.					
01/07/2022	Opening Balance				86.25 DR
29/09/2022	CBA AUD 2.1 FRANKED, 30% CTR, DRP NIL DISC			48.14	38.11 DR
02/06/2023	DRP Residual Receipt			38.11	0.00 CR
30/06/2023	Closing Balance				0.00
Ishares Global 100 ETF - Ishares Global 100 ETF					
01/07/2022	Opening Balance				36.03 DR
13/07/2022	IOO AUD DRP		31.57		67.60 DR
05/01/2023	IOO AUD DRP		14.86		82.46 DR
30/06/2023	Closing Balance				82.46 DR
Ishares S&P/ASX 20 ETF - Ishares S&P/ASX 20 ETF					
01/07/2022	Opening Balance				16.03 DR
04/07/2022	Investment Income		2.85		18.88 DR
19/10/2022	ILC AUD EST 0.6183 FRANKED, 30% CTR, 0.0208 CFI, DRF		0.08		18.96 DR
18/01/2023	ILC AUD EST 0.1379 FRANKED, 30% CTR, 0.0258 CFI, DRF			13.34	5.62 DR
20/04/2023	ILC AUD EST 0.3564 FRANKED, 30% CTR, 0.0009 CFI, DRF		3.37		8.99 DR
30/06/2023	Closing Balance				8.99 DR
National Australia Bank Limited					
01/07/2022	Opening Balance				23.43 DR
05/07/2022	NAB AUD 0.73 FRANKED, 30% CTR, DRP NIL DISC, BSP		0.08		23.51 DR
14/12/2022	NAB AUD 0.78 FRANKED, 30% CTR, DRP NIL DISC, BSP		5.82		29.33 DR
30/06/2023	Closing Balance				29.33 DR
Vanguard Australian Shares Index ETF - Vanguard Australian Shares Index ETF					
01/07/2022	Opening Balance				11.89 DR
04/07/2022	Investment Income		51.83		63.72 DR
18/10/2022	VAS AUD EST 1.2880 FRANKED, 30% CTR, 0.0369 CFI, DR			45.59	18.13 DR
18/01/2023	VAS AUD EST 0.6128 FRANKED, 30% CTR, 0.0887 CFI, DR		18.74		36.87 DR
20/04/2023	VAS AUD EST 0.5017 FRANKED, 30% CTR, 0.0359 CFI, DR		14.42		51.29 DR
30/06/2023	Closing Balance				51.29 DR

Day Family Superannuation Fund
General Ledger Account Movement
For the period from 1 July 2022 to 30 June 2023

Date	Description	Quantity	Debits	Credits	Balance
Assets					
Westpac Banking Corporation					
01/07/2022	Opening Balance				14.27 DR
20/12/2022	WBC AUD 0.64 FRANKED, 30% CTR, DRP NIL DISC			13.34	0.93 DR
30/06/2023	Closing Balance				0.93 DR
Other Assets - Receivables					
Investment Income Receivable - Distributions - Units In Listed Unit Trusts					
Ishares Global 100 ETF - Ishares Global 100 ETF					
01/07/2022	Opening Balance				31.57 DR
13/07/2022	IOO AUD DRP			31.57	0.00 CR
21/12/2022	IOO AUD DRP		14.86		14.86 DR
05/01/2023	IOO AUD DRP			14.86	0.00 CR
30/06/2023	IOO AUD DRP		34.54		34.54 DR
30/06/2023	Closing Balance				34.54 DR
Ishares S&P/ASX 20 ETF - Ishares S&P/ASX 20 ETF					
01/07/2022	Opening Balance				53.92 DR
13/07/2022	ILC AUD DRP			2.85	51.07 DR
13/07/2022	ILC AUD DRP			51.07	0.00 CR
07/10/2022	ILC AUD EST 0.6183 FRANKED, 30% CTR, 0.0208 CFI, DRF		52.62		52.62 DR
19/10/2022	ILC AUD EST 0.6183 FRANKED, 30% CTR, 0.0208 CFI, DRF			52.62	0.00 CR
06/01/2023	ILC AUD EST 0.1379 FRANKED, 30% CTR, 0.0258 CFI, DRF		13.99		13.99 DR
18/01/2023	ILC AUD EST 0.1379 FRANKED, 30% CTR, 0.0258 CFI, DRF			13.99	0.00 CR
06/04/2023	ILC AUD EST 0.3564 FRANKED, 30% CTR, 0.0009 CFI, DRF		31.25		31.25 DR
20/04/2023	ILC AUD EST 0.3564 FRANKED, 30% CTR, 0.0009 CFI, DRF			31.25	0.00 CR
30/06/2023	ILC AUD EST 0.0769 FRANKED, 30% CTR, 0.0248 CFI, DRF		9.39		9.39 DR
30/06/2023	Closing Balance				9.39 DR
Vanguard Australian Shares Index ETF - Vanguard Australian Shares Index ETF					
01/07/2022	Opening Balance				51.83 DR
18/07/2022	VAS AUD EST 1.4346 FRANKED, 30% CTR, 0.0794 CFI, DR			51.83	0.00 CR
03/10/2022	VAS AUD EST 1.2880 FRANKED, 30% CTR, 0.0369 CFI, DR		34.81		34.81 DR
18/10/2022	VAS AUD EST 1.2880 FRANKED, 30% CTR, 0.0369 CFI, DR			34.81	0.00 CR
03/01/2023	VAS AUD EST 0.6128 FRANKED, 30% CTR, 0.0887 CFI, DR		18.74		18.74 DR
18/01/2023	VAS AUD EST 0.6128 FRANKED, 30% CTR, 0.0887 CFI, DR			18.74	0.00 CR
03/04/2023	VAS AUD EST 0.5017 FRANKED, 30% CTR, 0.0359 CFI, DR		14.42		14.42 DR
20/04/2023	VAS AUD EST 0.5017 FRANKED, 30% CTR, 0.0359 CFI, DR			14.42	0.00 CR
30/06/2023	VAS AUD EST 0.7328 FRANKED, 30% CTR, 0.1131 CFI, DR		22.23		22.23 DR
30/06/2023	Closing Balance				22.23 DR
Investment Income Receivable - Dividends - Shares in Listed Companies					
Commonwealth Bank Of Australia.					
01/07/2022	Opening Balance				0.00
29/09/2022	CBA AUD 2.1 FRANKED, 30% CTR, DRP NIL DISC			48.30	48.30 CR
29/09/2022	CBA AUD 2.1 FRANKED, 30% CTR, DRP NIL DISC		48.30		0.00 CR
30/06/2023	Closing Balance				0.00
National Australia Bank Limited					
01/07/2022	Opening Balance				0.00
05/07/2022	NAB AUD 0.73 FRANKED, 30% CTR, DRP NIL DISC, BSP			62.78	62.78 CR
05/07/2022	NAB AUD 0.73 FRANKED, 30% CTR, DRP NIL DISC, BSP		62.78		0.00 CR
14/12/2022	NAB AUD 0.78 FRANKED, 30% CTR, DRP NIL DISC, BSP			68.64	68.64 CR
14/12/2022	NAB AUD 0.78 FRANKED, 30% CTR, DRP NIL DISC, BSP		68.64		0.00 CR
30/06/2023	Closing Balance				0.00

Day Family Superannuation Fund
General Ledger Account Movement
For the period from 1 July 2022 to 30 June 2023

Date	Description	Quantity	Debits	Credits	Balance
Assets					
Westpac Banking Corporation					
01/07/2022	Opening Balance				0.00
20/12/2022	WBC AUD 0.64 FRANKED, 30% CTR, DRP NIL DISC			58.24	58.24 CR
20/12/2022	WBC AUD 0.64 FRANKED, 30% CTR, DRP NIL DISC		58.24		0.00 CR
30/06/2023	Closing Balance				0.00
Investment Income Receivable - Interest - Cash At Bank					
CBA Direct Investment Account #6905					
01/07/2022	Opening Balance				0.00
01/07/2022	Credit Interest			0.18	0.18 CR
01/07/2022	Credit Interest		0.18		0.00 CR
01/08/2022	Credit Interest			0.44	0.44 CR
01/08/2022	Credit Interest		0.44		0.00 CR
01/10/2022	Credit Interest			1.90	1.90 CR
01/10/2022	Credit Interest		1.90		0.00 CR
01/02/2023	Credit Interest			0.58	0.58 CR
01/02/2023	Credit Interest		0.58		0.00 CR
01/03/2023	Credit Interest			3.24	3.24 CR
01/03/2023	Credit Interest		3.24		0.00 CR
01/04/2023	Credit Interest			13.54	13.54 CR
01/04/2023	Credit Interest		13.54		0.00 CR
01/05/2023	Credit Interest			16.03	16.03 CR
01/05/2023	Credit Interest		16.03		0.00 CR
01/06/2023	Credit Interest			22.46	22.46 CR
01/06/2023	Credit Interest		22.46		0.00 CR
30/06/2023	Closing Balance				0.00
Member Income Receivable - Contributions					
Mr Nicholas Day					
01/07/2022	Opening Balance				0.00
21/07/2022	Contribution Received			713.33	713.33 CR
21/07/2022	Direct Credit 481471 SuperChoice P/L PC150722-162095199		713.33		0.00 CR
19/08/2022	Contribution Received			713.33	713.33 CR
19/08/2022	Direct Credit 481471 SuperChoice P/L PC150822-174823509		713.33		0.00 CR
25/10/2022	Contribution Received			2,137.35	2,137.35 CR
25/10/2022	Direct Credit 481471 SuperChoice P/L PC181022-197522060		2,137.35		0.00 CR
21/11/2022	Contribution Received			950.23	950.23 CR
21/11/2022	Direct Credit 481471 SuperChoice P/L PC151122-192188519		950.23		0.00 CR
21/12/2022	Contribution Received			950.23	950.23 CR
21/12/2022	Direct Credit 481471 SuperChoice P/L PC151222-192959367		950.23		0.00 CR
19/01/2023	Contribution Received			950.23	950.23 CR
19/01/2023	Direct Credit 481471 SuperChoice P/L PC130123-196124243		950.23		0.00 CR
22/02/2023	Contribution Received			950.23	950.23 CR
22/02/2023	Direct Credit 481471 SuperChoice P/L PC160223-166352337		950.23		0.00 CR
21/03/2023	Contribution Received			950.23	950.23 CR
21/03/2023	Direct Credit 481471 SuperChoice P/L PC150323-155227934		950.23		0.00 CR
21/04/2023	Contribution Received			950.23	950.23 CR
21/04/2023	Direct Credit 481471 SuperChoice P/L PC170423-160498444		950.23		0.00 CR
19/05/2023	Contribution Received			950.23	950.23 CR
19/05/2023	Direct Credit 481471 SuperChoice P/L PC150523-179322806		950.23		0.00 CR
21/06/2023	Contribution Received			950.23	950.23 CR
21/06/2023	Direct Credit 481471 SuperChoice P/L PC150623-126299155		950.23		0.00 CR
30/06/2023	Closing Balance				0.00

Day Family Superannuation Fund
General Ledger Account Movement
For the period from 1 July 2022 to 30 June 2023

Date	Description	Quantity	Debits	Credits	Balance
Assets					
Mrs Nicole Day					
01/07/2022	Opening Balance				0.00
08/07/2022	Contribution Received			414.74	414.74 CR
08/07/2022	Direct Credit 481471 SuperChoice P/L PC060722-169404442		414.74		0.00 CR
09/08/2022	Contribution Received			268.88	268.88 CR
09/08/2022	Direct Credit 481471 SuperChoice P/L PC010822-195087240		268.88		0.00 CR
09/09/2022	Contribution Received			311.52	311.52 CR
09/09/2022	Direct Credit 481471 SuperChoice P/L PC070922-177890591		311.52		0.00 CR
10/10/2022	Contribution Received			243.30	243.30 CR
10/10/2022	Direct Credit 481471 SuperChoice P/L PC061022-135997100		243.30		0.00 CR
11/11/2022	Contribution Received			273.70	273.70 CR
11/11/2022	Direct Credit 481471 SuperChoice P/L PC091122-107784344		273.70		0.00 CR
09/12/2022	Contribution Received			300.71	300.71 CR
09/12/2022	Direct Credit 481471 SuperChoice P/L PC071222-192004652		300.71		0.00 CR
23/12/2022	Contribution Received			161.87	161.87 CR
23/12/2022	Direct Credit 481471 SuperChoice P/L PC211222-193646221		161.87		0.00 CR
06/01/2023	Contribution Received			90.94	90.94 CR
06/01/2023	Direct Credit 481471 SuperChoice P/L PC050123-194831433		90.94		0.00 CR
23/01/2023	Contribution Received			71.62	71.62 CR
23/01/2023	Direct Credit 481471 SuperChoice P/L PC190123-197227576		71.62		0.00 CR
31/01/2023	Contribution Received			447.41	447.41 CR
31/01/2023	Employer Contribution: KNOX CITY COUNCIL		447.41		0.00 CR
03/02/2023	Contribution Received			80.93	80.93 CR
03/02/2023	Direct Credit 481471 SuperChoice P/L PC300123-100624828		80.93		0.00 CR
17/02/2023	Contribution Received			71.62	71.62 CR
17/02/2023	Direct Credit 481471 SuperChoice P/L PC140223-166129509		71.62		0.00 CR
28/02/2023	Contribution Received			71.62	71.62 CR
28/02/2023	Contribution Received			397.28	468.90 CR
28/02/2023	Direct Credit 481471 SuperChoice P/L PC270223-153273296		71.62		397.28 CR
28/02/2023	Employer Contribution: KNOX CITY COUNCIL		397.28		0.00 CR
17/03/2023	Contribution Received			113.19	113.19 CR
17/03/2023	Direct Credit 481471 SuperChoice P/L PC140323-155171102		113.19		0.00 CR
29/03/2023	Contribution Received			584.04	584.04 CR
29/03/2023	Employer Contribution: KNOX CITY COUNCIL		584.04		0.00 CR
31/03/2023	Contribution Received			71.62	71.62 CR
31/03/2023	Direct Credit 481471 SuperChoice P/L PC300323-157895171		71.62		0.00 CR
14/04/2023	Contribution Received			71.62	71.62 CR
14/04/2023	Direct Credit 481471 SuperChoice P/L PC110423-159321559		71.62		0.00 CR
28/04/2023	Contribution Received			76.21	76.21 CR
28/04/2023	Contribution Received			607.49	683.70 CR
28/04/2023	Direct Credit 481471 SuperChoice P/L PC190423-161101392		76.21		607.49 CR
28/04/2023	Employer Contribution: KNOX CITY COUNCIL		607.49		0.00 CR
12/05/2023	Contribution Received			80.93	80.93 CR
12/05/2023	Direct Credit 481471 SuperChoice P/L PC090523-194708605		80.93		0.00 CR
22/05/2023	Contribution Received			717.27	717.27 CR
22/05/2023	Employer Contribution: KNOX CITY COUNCIL		717.27		0.00 CR
26/05/2023	Contribution Received			79.20	79.20 CR
26/05/2023	Direct Credit 481471 SuperChoice P/L PC250523-150596199		79.20		0.00 CR
21/06/2023	Contribution Received			559.43	559.43 CR
21/06/2023	Employer Contribution: KNOX CITY COUNCIL		559.43		0.00 CR
30/06/2023	Closing Balance				0.00
Sundry Debtors					
ATO Interest Payments					
01/07/2022	Opening Balance				0.00
26/05/2023	Direct Credit 012721 ATO ATO008000017984439			5.07	5.07 CR
26/05/2023	Direct Credit 012721 ATO ATO008000017984439		5.07		0.00 CR
30/06/2023	Closing Balance				0.00

Day Family Superannuation Fund
General Ledger Account Movement
For the period from 1 July 2022 to 30 June 2023

Date	Description	Quantity	Debits	Credits	Balance
Assets					
Other Assets - Current Tax Assets					
Income Tax Payable					
01/07/2022	Opening Balance				361.88 CR
01/07/2022	Fund Tax Finalisation			27.01	388.89 CR
28/09/2022	TAX OFFICE PAYMENTS NetBank BPAY 75556 949515445C		361.88		27.01 CR
28/09/2022	TAX OFFICE PAYMENTS NetBank BPAY 75556 949515445C		27.01		0.00 CR
30/06/2023	Closing Balance				0.00
Provision for Income Tax					
01/07/2022	Opening Balance				1,823.40 CR
01/07/2022	Fund Tax Finalisation		1,823.40		0.00 CR
08/07/2022	Tax Effect Of Income			62.21	62.21 CR
21/07/2022	Tax Effect Of Income			107.00	169.21 CR
09/08/2022	Tax Effect Of Income			40.33	209.54 CR
19/08/2022	Tax Effect Of Income			107.00	316.54 CR
09/09/2022	Tax Effect Of Income			46.73	363.27 CR
10/10/2022	Tax Effect Of Income			36.50	399.77 CR
25/10/2022	Tax Effect Of Income			320.60	720.37 CR
11/11/2022	Tax Effect Of Income			41.06	761.43 CR
21/11/2022	Tax Effect Of Income			142.53	903.96 CR
09/12/2022	Tax Effect Of Income			45.11	949.07 CR
21/12/2022	Tax Effect Of Income			142.53	1,091.60 CR
23/12/2022	Tax Effect Of Income			24.28	1,115.88 CR
06/01/2023	Tax Effect Of Income			13.64	1,129.52 CR
09/01/2023	Tax Effect Of Income		95.14		1,034.38 CR
09/01/2023	Tax Effect Of Income		259.95		774.43 CR
19/01/2023	Tax Effect Of Income			142.53	916.96 CR
23/01/2023	Tax Effect Of Income			10.74	927.70 CR
31/01/2023	Tax Effect Of Income			67.11	994.81 CR
03/02/2023	Tax Effect Of Income			12.14	1,006.95 CR
17/02/2023	Tax Effect Of Income			10.74	1,017.69 CR
22/02/2023	Tax Effect Of Income			142.53	1,160.22 CR
28/02/2023	Tax Effect Of Income			10.74	1,170.96 CR
28/02/2023	Tax Effect Of Income			59.59	1,230.55 CR
17/03/2023	Tax Effect Of Income			16.98	1,247.53 CR
21/03/2023	Tax Effect Of Income			142.53	1,390.06 CR
29/03/2023	Tax Effect Of Income			87.61	1,477.67 CR
31/03/2023	Tax Effect Of Income			10.74	1,488.41 CR
14/04/2023	Tax Effect Of Income			10.74	1,499.15 CR
21/04/2023	Tax Effect Of Income			142.53	1,641.68 CR
28/04/2023	Tax Effect Of Income			11.43	1,653.11 CR
28/04/2023	Tax Effect Of Income			91.12	1,744.23 CR
12/05/2023	Tax Effect Of Income			12.14	1,756.37 CR
19/05/2023	Tax Effect Of Income			142.53	1,898.90 CR
22/05/2023	Tax Effect Of Income			107.59	2,006.49 CR
26/05/2023	Tax Effect Of Income			11.88	2,018.37 CR
21/06/2023	Tax Effect Of Income			83.91	2,102.28 CR
21/06/2023	Tax Effect Of Income			142.53	2,244.81 CR
30/06/2023	Tax Effect Of Income		659.76		1,585.05 CR
30/06/2023	Closing Balance				1,585.05 CR
Franking Credits - Shares in Listed Companies					
Commonwealth Bank Of Australia.					
01/07/2022	Opening Balance				36.96 DR
01/07/2022	Fund Tax Finalisation			36.96	0.00 CR
29/09/2022	CBA AUD 2.1 FRANKED, 30% CTR, DRP NIL DISC		20.70		20.70 DR
30/06/2023	Closing Balance				20.70 DR

Day Family Superannuation Fund
General Ledger Account Movement
For the period from 1 July 2022 to 30 June 2023

Date	Description	Quantity	Debits	Credits	Balance
Assets					
National Australia Bank Limited					
01/07/2022	Opening Balance				45.46 DR
01/07/2022	Fund Tax Finalisation			45.46	0.00 CR
05/07/2022	NAB AUD 0.73 FRANKED, 30% CTR, DRP NIL DISC, BSP		26.91		26.91 DR
14/12/2022	NAB AUD 0.78 FRANKED, 30% CTR, DRP NIL DISC, BSP		29.42		56.33 DR
30/06/2023	Closing Balance				56.33 DR
Westpac Banking Corporation					
01/07/2022	Opening Balance				45.38 DR
01/07/2022	Fund Tax Finalisation			45.38	0.00 CR
20/12/2022	WBC AUD 0.64 FRANKED, 30% CTR, DRP NIL DISC		24.96		24.96 DR
30/06/2023	Closing Balance				24.96 DR
Franking Credits - Units In Listed Unit Trusts					
Ishares S&P/ASX 20 ETF - Ishares S&P/ASX 20 ETF					
01/07/2022	Opening Balance				60.93 DR
01/07/2022	Fund Tax Finalisation			60.93	0.00 CR
30/06/2023	Distribution - Tax Statement		3.85		3.85 DR
30/06/2023	Distribution - Tax Statement		5.74		9.59 DR
30/06/2023	Distribution - Tax Statement		12.82		22.41 DR
30/06/2023	Distribution - Tax Statement		21.60		44.01 DR
30/06/2023	Closing Balance				44.01 DR
Vanguard Australian Shares Index ETF - Vanguard Australian Shares Index ETF					
01/07/2022	Opening Balance				40.65 DR
01/07/2022	Fund Tax Finalisation			40.65	0.00 CR
30/06/2023	Distribution - Tax Statement		5.42		5.42 DR
30/06/2023	Distribution - Tax Statement		7.05		12.47 DR
30/06/2023	Distribution - Tax Statement		8.36		20.83 DR
30/06/2023	Distribution - Tax Statement		13.10		33.93 DR
30/06/2023	Closing Balance				33.93 DR
Foreign Tax Credits - Units In Listed Unit Trusts					
Ishares Global 100 ETF - Ishares Global 100 ETF					
01/07/2022	Opening Balance				6.89 DR
01/07/2022	Fund Tax Finalisation			6.89	0.00 CR
30/06/2023	Distribution - Tax Statement		2.03		2.03 DR
30/06/2023	Distribution - Tax Statement		4.71		6.74 DR
30/06/2023	Closing Balance				6.74 DR
Vanguard Australian Shares Index ETF - Vanguard Australian Shares Index ETF					
01/07/2022	Opening Balance				0.12 DR
01/07/2022	Fund Tax Finalisation			0.12	0.00 CR
30/06/2023	Distribution - Tax Statement		0.02		0.02 DR
30/06/2023	Distribution - Tax Statement		0.02		0.04 DR
30/06/2023	Distribution - Tax Statement		0.03		0.07 DR
30/06/2023	Distribution - Tax Statement		0.04		0.11 DR
30/06/2023	Closing Balance				0.11 DR
Income Tax Instalments Paid					
01/07/2022	Opening Balance				1,560.00 DR
01/07/2022	Fund Tax Finalisation			1,560.00	0.00 CR
30/09/2022	TAX OFFICE PAYMENTS NetBank BPAY 75556 0012874154		398.00		398.00 DR
31/12/2022	TAX OFFICE PAYMENTS NetBank BPAY 75556 0012874154		404.00		802.00 DR
31/03/2023	TAX OFFICE PAYMENTS NetBank BPAY 75556 0012874154		404.00		1,206.00 DR
31/03/2023	TAX OFFICE PAYMENTS NetBank BPAY 75556 0012874154		410.00		1,616.00 DR
30/06/2023	Closing Balance				1,616.00 DR

Day Family Superannuation Fund
General Ledger Account Movement
For the period from 1 July 2022 to 30 June 2023

Date	Description	Quantity	Debits	Credits	Balance
Liabilities					
Unsettled Trades					
Acquisitions - Shares in Listed Companies					
Imugene Limited					
01/07/2022	Opening Balance				0.00
30/06/2023	Listed Security Purchase			8,749.95	8,749.95 CR
30/06/2023	Closing Balance				8,749.95 CR
Other Creditors and Accruals					
Accountancy Fee					
01/07/2022	Opening Balance				0.00
11/10/2022	Transfer To SuperB2B Pty Ltd NetBank INV-0659 and INV-06			1,650.00	1,650.00 CR
11/10/2022	Transfer To SuperB2B Pty Ltd NetBank INV-0659 and INV-06			1,650.00	3,300.00 CR
11/10/2022	Transfer To SuperB2B Pty Ltd NetBank INV-0659 and INV-06		1,650.00		1,650.00 CR
11/10/2022	Transfer To SuperB2B Pty Ltd NetBank INV-0659 and INV-06		1,650.00		0.00 CR
30/06/2023	Closing Balance				0.00
Auditor Fee					
01/07/2022	Opening Balance				0.00
11/10/2022	Transfer To SuperB2B Pty Ltd NetBank INV-0659 and INV-06			220.00	220.00 CR
11/10/2022	Transfer To SuperB2B Pty Ltd NetBank INV-0659 and INV-06			220.00	440.00 CR
11/10/2022	Transfer To SuperB2B Pty Ltd NetBank INV-0659 and INV-06		220.00		220.00 CR
11/10/2022	Transfer To SuperB2B Pty Ltd NetBank INV-0659 and INV-06		220.00		0.00 CR
30/06/2023	Closing Balance				0.00
General Expense					
01/07/2022	Opening Balance				0.00
02/03/2023	Transfer To Nicholas Day NetBank Transfer			500.00	500.00 CR
02/03/2023	Transfer To Nicholas Day NetBank Transfer		500.00		0.00 CR
16/05/2023	Audit Shield			300.00	300.00 CR
16/05/2023	Audit Shield		300.00		0.00 CR
30/06/2023	Closing Balance				0.00
Regulatory Fees					
01/07/2022	Opening Balance				0.00
28/09/2022	ASIC NetBank BPAY 17301 2291650270831 ASIC Annual Fe			59.00	59.00 CR
28/09/2022	ASIC NetBank BPAY 17301 2291650270831 ASIC Annual Fe		59.00		0.00 CR
30/06/2023	Closing Balance				0.00
Member Payments					
Insurance Premiums - Mr Nicholas Day					
Accumulation					
01/07/2022	Opening Balance				0.00
09/01/2023	Insurance Premium Paid		1,732.99		1,732.99 DR
09/01/2023	ZAL LIFE INSURANCE NetBank BPAY 787853 500815683 Li			1,732.99	0.00 CR
30/06/2023	Closing Balance				0.00
Insurance Premiums - Mrs Nicole Day					
Accumulation					
01/07/2022	Opening Balance				0.00
09/01/2023	Insurance Premium Paid		634.28		634.28 DR
09/01/2023	ZAL LIFE INSURANCE NetBank BPAY 787853 500815667 Li			634.28	0.00 CR
30/06/2023	Closing Balance				0.00

Day Family Superannuation Fund
General Ledger Account Movement
For the period from 1 July 2022 to 30 June 2023

Date	Description	Quantity	Debits	Credits	Balance
Liabilities					
Income Tax Suspense					
01/07/2022	Opening Balance				0.00
28/09/2022	TAX OFFICE PAYMENTS NetBank BPAY 75556 949515445C			620.88	620.88 CR
28/09/2022	TAX OFFICE PAYMENTS NetBank BPAY 75556 949515445C		620.88		0.00 CR
28/09/2022	TAX OFFICE PAYMENTS NetBank BPAY 75556 949515445C			286.01	286.01 CR
28/09/2022	TAX OFFICE PAYMENTS NetBank BPAY 75556 949515445C		286.01		0.00 CR
30/06/2023	Closing Balance				0.00
Other Taxes Payable					
Activity Statement Payable/Refundable					
01/07/2022	Opening Balance				390.00 CR
02/08/2022	Fund Activity Statement		390.00		0.00 CR
30/09/2022	TAX OFFICE PAYMENTS NetBank BPAY 75556 0012874154			398.00	398.00 CR
10/10/2022	TAX OFFICE PAYMENTS NetBank BPAY 75556 0012874154		398.00		0.00 CR
31/12/2022	TAX OFFICE PAYMENTS NetBank BPAY 75556 0012874154			404.00	404.00 CR
17/03/2023	TAX OFFICE PAYMENTS NetBank BPAY 75556 0012874154		404.00		0.00 CR
31/03/2023	TAX OFFICE PAYMENTS NetBank BPAY 75556 0012874154			404.00	404.00 CR
31/03/2023	TAX OFFICE PAYMENTS NetBank BPAY 75556 0012874154			410.00	814.00 CR
21/04/2023	TAX OFFICE PAYMENTS NetBank BPAY 75556 0012874154		410.00		404.00 CR
30/06/2023	TAX OFFICE PAYMENTS NetBank BPAY 75556 0012874154		404.00		0.00 CR
30/06/2023	Closing Balance				0.00
Fund Suspense					
CBA Direct Investment Account #6905					
01/07/2022	Opening Balance				0.00
01/07/2022	Credit Interest			0.18	0.18 CR
01/07/2022	Credit Interest		0.18		0.00 CR
08/07/2022	Direct Credit 481471 SuperChoice P/L PC060722-169404442			414.74	414.74 CR
08/07/2022	Direct Credit 481471 SuperChoice P/L PC060722-169404442		414.74		0.00 CR
18/07/2022	Direct Debit 062934 COMMSEC SECURITI COMMSEC			10,529.95	10,529.95 CR
18/07/2022	Direct Debit 062934 COMMSEC SECURITI COMMSEC		10,529.95		0.00 CR
21/07/2022	Direct Credit 481471 SuperChoice P/L PC150722-162095199			713.33	713.33 CR
21/07/2022	Direct Credit 481471 SuperChoice P/L PC150722-162095199		713.33		0.00 CR
01/08/2022	Credit Interest			0.44	0.44 CR
01/08/2022	Credit Interest		0.44		0.00 CR
02/08/2022	TAX OFFICE PAYMENTS NetBank BPAY 75556 0012874154			390.00	390.00 CR
02/08/2022	TAX OFFICE PAYMENTS NetBank BPAY 75556 0012874154		390.00		0.00 CR
09/08/2022	Direct Credit 481471 SuperChoice P/L PC010822-195087240			268.88	268.88 CR
09/08/2022	Direct Credit 481471 SuperChoice P/L PC010822-195087240		268.88		0.00 CR
19/08/2022	Direct Credit 481471 SuperChoice P/L PC150822-174823509			713.33	713.33 CR
19/08/2022	Direct Credit 481471 SuperChoice P/L PC150822-174823509		713.33		0.00 CR
09/09/2022	Direct Credit 481471 SuperChoice P/L PC070922-177890591			311.52	311.52 CR
09/09/2022	Direct Credit 481471 SuperChoice P/L PC070922-177890591		311.52		0.00 CR
28/09/2022	ASIC NetBank BPAY 17301 2291650270831 ASIC Annual Fe			59.00	59.00 CR
28/09/2022	ASIC NetBank BPAY 17301 2291650270831 ASIC Annual Fe		59.00		0.00 CR
28/09/2022	TAX OFFICE PAYMENTS NetBank BPAY 75556 949515445C			620.88	620.88 CR
28/09/2022	TAX OFFICE PAYMENTS NetBank BPAY 75556 949515445C		620.88		0.00 CR
28/09/2022	TAX OFFICE PAYMENTS NetBank BPAY 75556 949515445C			286.01	286.01 CR
28/09/2022	TAX OFFICE PAYMENTS NetBank BPAY 75556 949515445C		286.01		0.00 CR
01/10/2022	Credit Interest			1.90	1.90 CR
01/10/2022	Credit Interest		1.90		0.00 CR
10/10/2022	Direct Credit 481471 SuperChoice P/L PC061022-135997100			243.30	243.30 CR
10/10/2022	Direct Credit 481471 SuperChoice P/L PC061022-135997100		243.30		0.00 CR
10/10/2022	TAX OFFICE PAYMENTS NetBank BPAY 75556 0012874154			398.00	398.00 CR
10/10/2022	TAX OFFICE PAYMENTS NetBank BPAY 75556 0012874154		398.00		0.00 CR
11/10/2022	Transfer To SuperB2B Pty Ltd NetBank INV-0659 and INV-06			220.00	220.00 CR
11/10/2022	Transfer To SuperB2B Pty Ltd NetBank INV-0659 and INV-06			220.00	440.00 CR
11/10/2022	Transfer To SuperB2B Pty Ltd NetBank INV-0659 and INV-06			1,650.00	2,090.00 CR

Day Family Superannuation Fund
General Ledger Account Movement
For the period from 1 July 2022 to 30 June 2023

Date	Description	Quantity	Debits	Credits	Balance
Liabilities					
11/10/2022	Transfer To SuperB2B Pty Ltd NetBank INV-0659 and INV-06			1,650.00	3,740.00 CR
11/10/2022	Transfer To SuperB2B Pty Ltd NetBank INV-0659 and INV-06		3,740.00		0.00 CR
25/10/2022	Direct Credit 481471 SuperChoice P/L PC181022-197522060			2,137.35	2,137.35 CR
25/10/2022	Direct Credit 481471 SuperChoice P/L PC181022-197522060		2,137.35		0.00 CR
11/11/2022	Direct Credit 481471 SuperChoice P/L PC091122-107784344			273.70	273.70 CR
11/11/2022	Direct Credit 481471 SuperChoice P/L PC091122-107784344		273.70		0.00 CR
21/11/2022	Direct Credit 481471 SuperChoice P/L PC151122-192188519			950.23	950.23 CR
21/11/2022	Direct Credit 481471 SuperChoice P/L PC151122-192188519		950.23		0.00 CR
09/12/2022	Direct Credit 481471 SuperChoice P/L PC071222-192004652			300.71	300.71 CR
09/12/2022	Direct Credit 481471 SuperChoice P/L PC071222-192004652		300.71		0.00 CR
21/12/2022	Direct Credit 481471 SuperChoice P/L PC151222-192959367			950.23	950.23 CR
21/12/2022	Direct Credit 481471 SuperChoice P/L PC151222-192959367		950.23		0.00 CR
23/12/2022	Direct Credit 481471 SuperChoice P/L PC211222-193646221			161.87	161.87 CR
23/12/2022	Direct Credit 481471 SuperChoice P/L PC211222-193646221		161.87		0.00 CR
06/01/2023	Direct Credit 481471 SuperChoice P/L PC050123-194831433			90.94	90.94 CR
06/01/2023	Direct Credit 481471 SuperChoice P/L PC050123-194831433		90.94		0.00 CR
09/01/2023	ZAL LIFE INSURANCE NetBank BPAY 787853 500815667 Li			634.28	634.28 CR
09/01/2023	ZAL LIFE INSURANCE NetBank BPAY 787853 500815667 Li		634.28		0.00 CR
09/01/2023	ZAL LIFE INSURANCE NetBank BPAY 787853 500815683 Li			1,732.99	1,732.99 CR
09/01/2023	ZAL LIFE INSURANCE NetBank BPAY 787853 500815683 Li		1,732.99		0.00 CR
19/01/2023	Direct Credit 481471 SuperChoice P/L PC130123-196124243			950.23	950.23 CR
19/01/2023	Direct Credit 481471 SuperChoice P/L PC130123-196124243		950.23		0.00 CR
23/01/2023	Direct Credit 481471 SuperChoice P/L PC190123-197227576			71.62	71.62 CR
23/01/2023	Direct Credit 481471 SuperChoice P/L PC190123-197227576		71.62		0.00 CR
31/01/2023	Direct Credit 361578 QUICKSUPER QUICKSPR3399394728			447.41	447.41 CR
31/01/2023	Direct Credit 361578 QUICKSUPER QUICKSPR3399394728		447.41		0.00 CR
01/02/2023	Credit Interest			0.58	0.58 CR
01/02/2023	Credit Interest		0.58		0.00 CR
03/02/2023	Direct Credit 481471 SuperChoice P/L PC300123-100624828			80.93	80.93 CR
03/02/2023	Direct Credit 481471 SuperChoice P/L PC300123-100624828		80.93		0.00 CR
17/02/2023	Direct Credit 481471 SuperChoice P/L PC140223-166129509			71.62	71.62 CR
17/02/2023	Direct Credit 481471 SuperChoice P/L PC140223-166129509		71.62		0.00 CR
20/02/2023	Direct Credit 062895 COMMONWEALTH SEC COMMSEC			7,255.29	7,255.29 CR
20/02/2023	Direct Credit 062895 COMMONWEALTH SEC COMMSEC		2,123.25		5,132.04 CR
20/02/2023	Direct Credit 062895 COMMONWEALTH SEC COMMSEC		2,425.89		2,706.15 CR
20/02/2023	Direct Credit 062895 COMMONWEALTH SEC COMMSEC		2,706.15		0.00 CR
22/02/2023	Direct Credit 481471 SuperChoice P/L PC160223-166352337			950.23	950.23 CR
22/02/2023	Direct Credit 481471 SuperChoice P/L PC160223-166352337		950.23		0.00 CR
28/02/2023	Direct Credit 361578 QUICKSUPER QUICKSPR3420046231			397.28	397.28 CR
28/02/2023	Direct Credit 361578 QUICKSUPER QUICKSPR3420046231		397.28		0.00 CR
28/02/2023	Direct Credit 481471 SuperChoice P/L PC270223-153273296			71.62	71.62 CR
28/02/2023	Direct Credit 481471 SuperChoice P/L PC270223-153273296		71.62		0.00 CR
01/03/2023	Credit Interest			3.24	3.24 CR
01/03/2023	Credit Interest		3.24		0.00 CR
02/03/2023	Transfer To Nicholas Day NetBank Transfer			500.00	500.00 CR
02/03/2023	Transfer To Nicholas Day NetBank Transfer		500.00		0.00 CR
17/03/2023	Direct Credit 481471 SuperChoice P/L PC140323-155171102			113.19	113.19 CR
17/03/2023	Direct Credit 481471 SuperChoice P/L PC140323-155171102		113.19		0.00 CR
17/03/2023	TAX OFFICE PAYMENTS NetBank BPAY 75556 0012874154			404.00	404.00 CR
17/03/2023	TAX OFFICE PAYMENTS NetBank BPAY 75556 0012874154		404.00		0.00 CR
21/03/2023	Direct Credit 481471 SuperChoice P/L PC150323-155227934			950.23	950.23 CR
21/03/2023	Direct Credit 481471 SuperChoice P/L PC150323-155227934		950.23		0.00 CR
29/03/2023	Direct Credit 361578 QUICKSUPER QUICKSPR3441644109			584.04	584.04 CR
29/03/2023	Direct Credit 361578 QUICKSUPER QUICKSPR3441644109		584.04		0.00 CR
31/03/2023	Direct Credit 481471 SuperChoice P/L PC300323-157895171			71.62	71.62 CR
31/03/2023	Direct Credit 481471 SuperChoice P/L PC300323-157895171		71.62		0.00 CR
01/04/2023	Credit Interest			13.54	13.54 CR
01/04/2023	Credit Interest		13.54		0.00 CR
14/04/2023	Direct Credit 481471 SuperChoice P/L PC110423-159321559			71.62	71.62 CR

Day Family Superannuation Fund
General Ledger Account Movement
For the period from 1 July 2022 to 30 June 2023

Date	Description	Quantity	Debits	Credits	Balance
Liabilities					
14/04/2023	Direct Credit 481471 SuperChoice P/L PC110423-159321559		71.62		0.00 CR
21/04/2023	Direct Credit 481471 SuperChoice P/L PC170423-160498444			950.23	950.23 CR
21/04/2023	Direct Credit 481471 SuperChoice P/L PC170423-160498444		950.23		0.00 CR
21/04/2023	TAX OFFICE PAYMENTS NetBank BPAY 75556 0012874154			410.00	410.00 CR
21/04/2023	TAX OFFICE PAYMENTS NetBank BPAY 75556 0012874154		410.00		0.00 CR
28/04/2023	Direct Credit 361578 QUICKSUPER QUICKSPR3463993167			607.49	607.49 CR
28/04/2023	Direct Credit 361578 QUICKSUPER QUICKSPR3463993167		607.49		0.00 CR
28/04/2023	Direct Credit 481471 SuperChoice P/L PC190423-161101392			76.21	76.21 CR
28/04/2023	Direct Credit 481471 SuperChoice P/L PC190423-161101392		76.21		0.00 CR
01/05/2023	Credit Interest			16.03	16.03 CR
01/05/2023	Credit Interest		16.03		0.00 CR
12/05/2023	Direct Credit 481471 SuperChoice P/L PC090523-194708605			80.93	80.93 CR
12/05/2023	Direct Credit 481471 SuperChoice P/L PC090523-194708605		80.93		0.00 CR
16/05/2023	Transfer To LOHNER TJ NetBank 1			300.00	300.00 CR
16/05/2023	Transfer To LOHNER TJ NetBank 1		300.00		0.00 CR
19/05/2023	Direct Credit 481471 SuperChoice P/L PC150523-179322806			950.23	950.23 CR
19/05/2023	Direct Credit 481471 SuperChoice P/L PC150523-179322806		950.23		0.00 CR
22/05/2023	Direct Credit 361578 QUICKSUPER QUICKSPR3481840470			717.27	717.27 CR
22/05/2023	Direct Credit 361578 QUICKSUPER QUICKSPR3481840470		717.27		0.00 CR
26/05/2023	Direct Credit 012721 ATO ATO008000017984439			5.07	5.07 CR
26/05/2023	Direct Credit 012721 ATO ATO008000017984439		5.07		0.00 CR
26/05/2023	Direct Credit 481471 SuperChoice P/L PC250523-150596199			79.20	79.20 CR
26/05/2023	Direct Credit 481471 SuperChoice P/L PC250523-150596199		79.20		0.00 CR
01/06/2023	Credit Interest			22.46	22.46 CR
01/06/2023	Credit Interest		22.46		0.00 CR
02/06/2023	Direct Credit 401507 CBA CASH RES 001296039628			38.11	38.11 CR
02/06/2023	Direct Credit 401507 CBA CASH RES 001296039628		38.11		0.00 CR
21/06/2023	Direct Credit 361578 QUICKSUPER QUICKSPR3504923969			559.43	559.43 CR
21/06/2023	Direct Credit 361578 QUICKSUPER QUICKSPR3504923969		559.43		0.00 CR
21/06/2023	Direct Credit 481471 SuperChoice P/L PC150623-126299155			950.23	950.23 CR
21/06/2023	Direct Credit 481471 SuperChoice P/L PC150623-126299155		950.23		0.00 CR
30/06/2023	TAX OFFICE PAYMENTS NetBank BPAY 75556 0012874154			404.00	404.00 CR
30/06/2023	TAX OFFICE PAYMENTS NetBank BPAY 75556 0012874154		404.00		0.00 CR
30/06/2023	Closing Balance				0.00

Member Entitlements

Member Entitlement Accounts

Mr Nicholas Day

Accumulation

01/07/2022	Opening Balance				28,779.29 CR
21/07/2022	Contribution Tax Withheld		107.00		28,672.29 CR
21/07/2022	Direct Credit 481471 SuperChoice P/L PC150722-162095199			713.33	29,385.62 CR
19/08/2022	Contribution Tax Withheld		107.00		29,278.62 CR
19/08/2022	Direct Credit 481471 SuperChoice P/L PC150822-174823509			713.33	29,991.95 CR
25/10/2022	Contribution Tax Withheld		320.60		29,671.35 CR
25/10/2022	Direct Credit 481471 SuperChoice P/L PC181022-197522060			2,137.35	31,808.70 CR
21/11/2022	Contribution Tax Withheld		142.53		31,666.17 CR
21/11/2022	Direct Credit 481471 SuperChoice P/L PC151122-192188519			950.23	32,616.40 CR
21/12/2022	Contribution Tax Withheld		142.53		32,473.87 CR
21/12/2022	Direct Credit 481471 SuperChoice P/L PC151222-192959367			950.23	33,424.10 CR
09/01/2023	Tax Effect of Direct Member Expenses			259.95	33,684.05 CR
09/01/2023	ZAL LIFE INSURANCE NetBank BPAY 787853 500815683 Li		1,732.99		31,951.06 CR
19/01/2023	Contribution Tax Withheld		142.53		31,808.53 CR
19/01/2023	Direct Credit 481471 SuperChoice P/L PC130123-196124243			950.23	32,758.76 CR
22/02/2023	Contribution Tax Withheld		142.53		32,616.23 CR
22/02/2023	Direct Credit 481471 SuperChoice P/L PC160223-166352337			950.23	33,566.46 CR
21/03/2023	Contribution Tax Withheld		142.53		33,423.93 CR
21/03/2023	Direct Credit 481471 SuperChoice P/L PC150323-155227934			950.23	34,374.16 CR

Day Family Superannuation Fund
General Ledger Account Movement
For the period from 1 July 2022 to 30 June 2023

Date	Description	Quantity	Debits	Credits	Balance
Member Entitlements					
21/04/2023	Contribution Tax Withheld		142.53		34,231.63 CR
21/04/2023	Direct Credit 481471 SuperChoice P/L PC170423-160498444			950.23	35,181.86 CR
19/05/2023	Contribution Tax Withheld		142.53		35,039.33 CR
19/05/2023	Direct Credit 481471 SuperChoice P/L PC150523-179322806			950.23	35,989.56 CR
21/06/2023	Contribution Tax Withheld		142.53		35,847.03 CR
21/06/2023	Direct Credit 481471 SuperChoice P/L PC150623-126299155			950.23	36,797.26 CR
30/06/2023	Contribution Tax		0.04		36,797.22 CR
30/06/2023	Income Taxes Allocated			521.80	37,319.02 CR
30/06/2023	Investment Profit or Loss		3,114.82		34,204.20 CR
30/06/2023	Closing Balance				34,204.20 CR
Mrs Nicole Day					
Accumulation					
01/07/2022	Opening Balance				17,981.60 CR
08/07/2022	Contribution Tax Withheld		62.21		17,919.39 CR
08/07/2022	Direct Credit 481471 SuperChoice P/L PC060722-169404442			414.74	18,334.13 CR
09/08/2022	Contribution Tax Withheld		40.33		18,293.80 CR
09/08/2022	Direct Credit 481471 SuperChoice P/L PC010822-195087240			268.88	18,562.68 CR
09/09/2022	Contribution Tax Withheld		46.73		18,515.95 CR
09/09/2022	Direct Credit 481471 SuperChoice P/L PC070922-177890591			311.52	18,827.47 CR
10/10/2022	Contribution Tax Withheld		36.50		18,790.97 CR
10/10/2022	Direct Credit 481471 SuperChoice P/L PC061022-135997100			243.30	19,034.27 CR
11/11/2022	Contribution Tax Withheld		41.06		18,993.21 CR
11/11/2022	Direct Credit 481471 SuperChoice P/L PC091122-107784344			273.70	19,266.91 CR
09/12/2022	Contribution Tax Withheld		45.11		19,221.80 CR
09/12/2022	Direct Credit 481471 SuperChoice P/L PC071222-192004652			300.71	19,522.51 CR
23/12/2022	Contribution Tax Withheld		24.28		19,498.23 CR
23/12/2022	Direct Credit 481471 SuperChoice P/L PC211222-193646221			161.87	19,660.10 CR
06/01/2023	Contribution Tax Withheld		13.64		19,646.46 CR
06/01/2023	Direct Credit 481471 SuperChoice P/L PC050123-194831433			90.94	19,737.40 CR
09/01/2023	Tax Effect of Direct Member Expenses			95.14	19,832.54 CR
09/01/2023	ZAL LIFE INSURANCE NetBank BPAY 787853 500815667 Li		634.28		19,198.26 CR
23/01/2023	Contribution Tax Withheld		10.74		19,187.52 CR
23/01/2023	Direct Credit 481471 SuperChoice P/L PC190123-197227576			71.62	19,259.14 CR
31/01/2023	Contribution Tax Withheld		67.11		19,192.03 CR
31/01/2023	Employer Contribution: KNOX CITY COUNCIL			447.41	19,639.44 CR
03/02/2023	Contribution Tax Withheld		12.14		19,627.30 CR
03/02/2023	Direct Credit 481471 SuperChoice P/L PC300123-100624828			80.93	19,708.23 CR
17/02/2023	Contribution Tax Withheld		10.74		19,697.49 CR
17/02/2023	Direct Credit 481471 SuperChoice P/L PC140223-166129509			71.62	19,769.11 CR
28/02/2023	Contribution Tax Withheld		10.74		19,758.37 CR
28/02/2023	Contribution Tax Withheld		59.59		19,698.78 CR
28/02/2023	Direct Credit 481471 SuperChoice P/L PC270223-153273296			71.62	19,770.40 CR
28/02/2023	Employer Contribution: KNOX CITY COUNCIL			397.28	20,167.68 CR
17/03/2023	Contribution Tax Withheld		16.98		20,150.70 CR
17/03/2023	Direct Credit 481471 SuperChoice P/L PC140323-155171102			113.19	20,263.89 CR
29/03/2023	Contribution Tax Withheld		87.61		20,176.28 CR
29/03/2023	Employer Contribution: KNOX CITY COUNCIL			584.04	20,760.32 CR
31/03/2023	Contribution Tax Withheld		10.74		20,749.58 CR
31/03/2023	Direct Credit 481471 SuperChoice P/L PC300323-157895171			71.62	20,821.20 CR
14/04/2023	Contribution Tax Withheld		10.74		20,810.46 CR
14/04/2023	Direct Credit 481471 SuperChoice P/L PC110423-159321559			71.62	20,882.08 CR
28/04/2023	Contribution Tax Withheld		11.43		20,870.65 CR
28/04/2023	Contribution Tax Withheld		91.12		20,779.53 CR
28/04/2023	Direct Credit 481471 SuperChoice P/L PC190423-161101392			76.21	20,855.74 CR
28/04/2023	Employer Contribution: KNOX CITY COUNCIL			607.49	21,463.23 CR
12/05/2023	Contribution Tax Withheld		12.14		21,451.09 CR
12/05/2023	Direct Credit 481471 SuperChoice P/L PC090523-194708605			80.93	21,532.02 CR
22/05/2023	Contribution Tax Withheld		107.59		21,424.43 CR
22/05/2023	Employer Contribution: KNOX CITY COUNCIL			717.27	22,141.70 CR

Day Family Superannuation Fund
General Ledger Account Movement
For the period from 1 July 2022 to 30 June 2023

Date	Description	Quantity	Debits	Credits	Balance
Member Entitlements					
26/05/2023	Contribution Tax Withheld		11.88		22,129.82 CR
26/05/2023	Direct Credit 481471 SuperChoice P/L PC250523-150596199			79.20	22,209.02 CR
21/06/2023	Contribution Tax Withheld		83.91		22,125.11 CR
21/06/2023	Employer Contribution: KNOX CITY COUNCIL			559.43	22,684.54 CR
30/06/2023	Contribution Tax		0.01		22,684.53 CR
30/06/2023	Income Taxes Allocated			317.94	23,002.47 CR
30/06/2023	Investment Profit or Loss		1,897.72		21,104.75 CR
30/06/2023	Closing Balance				21,104.75 CR



SUPERANNUATION FUNDS THIRD PARTY CONFIRMATION DOCUMENTS FILE INDEX

CHECKLISTS & REVIEW

- Prior year client meeting checklist
- Client Notes
- Initial Query Work Sheet
- Complete query
- Actuary Certificate
- Review
- Audit comments

AUDIT DOCUMENTS

- Trust Deed
- ASIC Extract
- Investment Strategy
- ABN & TFN Registration (New Funds)
- Member Application (First year or if new members join during the period)
- Trustees Declaration (First year, or if start post July 2007 or if new trustee is appointed during the period)
- Prior year Signed and Audited Financial Report
- Prior year Audit Report
- Prior year Management Letters (if applicable)
- Pension Commencement documents (if applicable)

BANK STATEMENTS

- Banks Statements
- Cash Management Trust

INVESTMENTS

- Buy & Sell
- Holding Balance
- DRP Statement
- Portfolio documents

BORROWINGS

- Loans from bank and other entity
- Loan Agreements



+ ATO PORTAL REPORTS

- Income Tax Account
- Integrated Client Account
- PAYGI Summary

+ CONTRIBUTIONS

- Any evidence of member contributions (Eg -Employer / Government co-contribution)

+ ROLLOVER IN & OUT

- Eligible Termination Payment Documents

+ INVESTMENTS REVENUE

- ATS
 - ✓ Distribution Statements
- Dividend /Interest Statements
- Portfolio Documents
- Rental Income – Broker Summary

+ EXPENSES

- Accounting /Audit Fees
- ASIC Fee
- Insurance Premiums
- Property Expenses

+ PROCESSING REPORTS

- Prior year documents for load balance
- Miscellaneous documents



SUPER B2B

**CHECKLISTS
& REVIEW**



SUPER B2B

**AUDIT
DOCUMENTS**

Inquires 1300 300 630

Issue date 28 Jul 23

Company Statement

Extract of particulars - s346A(1) Corporations Act 2001

CORPORATE KEY: 80315810

Check this statement carefully

You are legally obligated to ensure that all your company details listed on this company statement are complete and correct. This is required under s346C (1) and/or s346B and s346C (2) of the *Corporations Act 2001*.

You must check this statement carefully and inform ASIC of any changes or corrections immediately. **Do not return this statement.** You must notify ASIC within 28 days after the date of change, and within 28 days after the date of issue of your annual company statement. Late lodgement of changes will result in late fees. These requirements do not apply to the **Additional company information**.

You must notify ASIC of any changes to company details — Do not return this statement



To make changes to company details or amend incorrect information

- go to www.asic.gov.au/changes
- log in to our online services and make the required updates
- first time users will need to use the corporate key provided on this company statement



Phone if you've already notified ASIC of changes but they are not shown correctly in this statement.
Ph: 1300 300 630



Use your agent.

ACN 165 027 083
FOR NORTHAM ROAD PTY LTD

REVIEW DATE: 28 July 23

Company Statement

These are the current company details held by ASIC. You must check this statement carefully and inform ASIC of any changes or corrections immediately. Late fees apply. **Do not return this statement.**

1 Registered office
UNIT 2 8 AUGUSTA ROAD THE BASIN VIC 3154

2 Principal place of business
UNIT 2 8 AUGUSTA ROAD THE BASIN VIC 3154

3 Officeholders

Name: NICHOLAS DAVID DAY
Born: BOX HILL VIC
Date of birth: 19/07/1980
Address: UNIT 2 8 AUGUSTA ROAD THE BASIN VIC 3154
Office(s) held: DIRECTOR, APPOINTED 28/07/2013; SECRETARY, APPOINTED 28/07/2013

Name: NICOLE JAYNE DAY
Born: DANDENONG VIC
Date of birth: 11/01/1982
Address: UNIT 2 8 AUGUSTA ROAD THE BASIN VIC 3154
Office(s) held: DIRECTOR, APPOINTED 28/07/2013

4 Company share structure

Share class	Shares description	Number issued	Total amount paid on these shares	Total amount unpaid on these shares
ORD	ORDINARY	12	\$12.00	\$0.00

5 Members

These details continue on the next page

NORTHAM ROAD PTY LTD ACN 165 027 083

Page 1 of 3

Company statement continued

Name: NICHOLAS DAVID DAY

Address: UNIT 2 8 AUGUSTA ROAD THE BASIN VIC 3154

Share Class	Total number held	Fully paid	Beneficially held
ORD	6	Yes	Yes

Name: NICOLE JAYNE DAY

Address: UNIT 2 8 AUGUSTA ROAD THE BASIN VIC 3154

Share Class	Total number held	Fully paid	Beneficially held
ORD	6	Yes	Yes

You must notify ASIC within 28 days of the date of change, and within 28 days of the issue date of the annual company statement. Late lodgement of changes will result in late fees.

End of company statement

This concludes the information to which the company must respond (if incorrect) under s346C of the *Corporations Act 2001*.

Additional company information

This information is optional under the *Corporations Act 2001*. Late lodgement fees or late review fees do not apply to this information. To add, remove or change a contact address, see www.asic.gov.au/addresses.

6 Contact address for ASIC use only

Registered agent name: CYGNET ACCOUNTING PTY LTD

Registered agent number: 36171

Address: PO BOX 16110 COLLINS STREET WEST VIC 8007

Director(s) of the company have reviewed the details of the company above and agreed to report all necessary changes to ASIC.

Nicholas David Day / Director and Secretary

Nicole Jayne Day / Director



SUPER B2B

**BANK
STATEMENTS**



028

MR NICHOLAS DAVID DAY
 30 NORTHAM RD
 WANTIRNA VIC 3152

Account Number 06 7167 16396905

Statement Period 11 Jun 2022 - 10 Jul 2022

Closing Balance \$18,956.62 CR

Enquiries 13 1998
 (24 hours a day, 7 days a week)

Direct Investment Account

If this account has an attached overdraft limit or facility and we send you a statement every 4 or 6 months, we will update your statement preference to every 3 months as part of changes made to the new Banking Code of Practice from 1 July 2019.

The Commonwealth Direct Investment Account is the preferred cash account for CommSec investors. You will receive discounted brokerage when you link your CDIA to a CommSec Trading Account, and enjoy the convenience of managing your funds through NetBank and the CommBank app.

Name: NORTHAM ROAD PTY LTD - DAY FAMILY SUPER
 FUND A - C -

Note: Have you checked your statement today? It's easy to find out more information about each of your transactions by logging on to the CommBank App or NetBank. Should you have any questions on fees or see an error please contact us on the details above. Cheque proceeds are available when cleared.


The date of transactions shown here may be different on your other transaction lists (for example, the transaction list that appears on the CommBank app).

Date	Transaction	Debit	Credit	Balance
11 Jun	2022 OPENING BALANCE			\$17,662.34 CR
16 Jun	Direct Credit 106600 NICHOLAS D DAY Super Contribution		200.00	\$17,862.34 CR
21 Jun	Direct Credit 481471 SuperChoice P/L PC140622-108992015		679.36	\$18,541.70 CR
01 Jul	Credit Interest		0.18	\$18,541.88 CR
08 Jul	Direct Credit 481471 SuperChoice P/L PC060722-169404442		414.74	\$18,956.62 CR
10 Jul	2022 CLOSING BALANCE			\$18,956.62 CR

Opening balance	-	Total debits	+	Total credits	=	Closing balance
\$17,662.34 CR		Nil		\$1,294.28		\$18,956.62 CR



21022.34533.1.1.ZZ258F3.0303.SL.R3.S952.D192.OV06.00.35



Your Credit Interest Rate Summary

Date	Balance	Standard Credit Interest Rate (p.a.)
10 Jul	Less than \$10,000.00	0.00%
	\$10,000.00 - \$19,999.99	0.05%
	\$20,000.00 - \$49,999.99	0.05%
	\$50,000.00 - \$99,999.99	0.05%
	\$100,000.00 - \$249,999.99	0.10%
	\$250,000.00 - \$499,999.99	0.15%
	\$500,000.00 and over	0.35%

Note. Interest rates are effective as at the date shown but are subject to change.

Important Information:

We try to get things right the first time – but if we don't, we'll do what we can to fix it.

You can fix most problems simply by contacting us.

Write to: CBA Group Customer Relations, Reply Paid 41, Sydney NSW 2001

Tell us online: commbank.com.au/support/compliments-and-complaints.html

Call: 1800 805 605 (free call)

You can also contact the Australian Financial Complaints Authority, AFCA, an independent external dispute resolution body approved by ASIC - time limits may apply, visit AFCA, afca.org.au, website for more information.

Write to: Australian Financial Complaints Authority, GPO Box 3, Melbourne VIC 3001

Email: info@afca.org.au

Call: 1800 931 678, free call Monday to Friday 9am– 5pm, AEST



Your Statement

Statement 108 (Page 1 of 2)

Account Number 06 7167 16396905

Statement Period 11 Jul 2022 - 10 Aug 2022

Closing Balance \$9,019.32 CR

Enquiries 13 1998
 (24 hours a day, 7 days a week)



028

MR NICHOLAS DAVID DAY
 30 NORTHAM RD
 WANTIRNA VIC 3152

Direct Investment Account

If this account has an attached overdraft limit or facility and we send you a statement every 4 or 6 months, we will update your statement preference to every 3 months as part of changes made to the new Banking Code of Practice from 1 July 2019.

The Commonwealth Direct Investment Account is the preferred cash account for CommSec investors. You will receive discounted brokerage when you link your CDIA to a CommSec Trading Account, and enjoy the convenience of managing your funds through NetBank and the CommBank app.

Name: NORTHAM ROAD PTY LTD - DAY FAMILY SUPER
 FUND A - C -

Note: Have you checked your statement today? It's easy to find out more information about each of your transactions by logging on to the CommBank App or NetBank. Should you have any questions on fees or see an error please contact us on the details above. Cheque proceeds are available when cleared.


The date of transactions shown here may be different on your other transaction lists (for example, the transaction list that appears on the CommBank app).

Date	Transaction	Debit	Credit	Balance
11 Jul	2022 OPENING BALANCE			\$18,956.62 CR
18 Jul	Direct Debit 062934 COMMSEC SECURITI COMMSEC	10,529.95		\$8,426.67 CR
21 Jul	Direct Credit 481471 SuperChoice P/L PC150722-162095199		713.33	\$9,140.00 CR
01 Aug	Credit Interest		0.44	\$9,140.44 CR
02 Aug	TAX OFFICE PAYMENTS NetBank BPAY 75556 001287415401280960 June 2022 PAYG	390.00		\$8,750.44 CR
09 Aug	Direct Credit 481471 SuperChoice P/L PC010822-195087240		268.88	\$9,019.32 CR
10 Aug	2022 CLOSING BALANCE			\$9,019.32 CR

Opening balance	-	Total debits	+	Total credits	=	Closing balance
\$18,956.62 CR		\$10,919.95		\$982.65		\$9,019.32 CR



9376.27503.1.1 ZZ258R3 0303 SL_R3_S951.D222.O V06.00.35



Your Credit Interest Rate Summary

Date	Balance	Standard Credit Interest Rate (p.a.)
10 Aug	Less than \$10,000.00	0.00%
	\$10,000.00 - \$19,999.99	0.15%
	\$20,000.00 - \$49,999.99	0.25%
	\$50,000.00 - \$99,999.99	0.35%
	\$100,000.00 - \$249,999.99	0.45%
	\$250,000.00 - \$499,999.99	0.55%
	\$500,000.00 and over	0.65%

Note. Interest rates are effective as at the date shown but are subject to change.

Important Information:

We try to get things right the first time – but if we don't, we'll do what we can to fix it.

You can fix most problems simply by contacting us.

Write to: CBA Group Customer Relations, Reply Paid 41, Sydney NSW 2001

Tell us online: commbank.com.au/support/compliments-and-complaints.html

Call: 1800 805 605 (free call)

You can also contact the Australian Financial Complaints Authority, AFCA, an independent external dispute resolution body approved by ASIC - time limits may apply, visit AFCA, afca.org.au, website for more information.

Write to: Australian Financial Complaints Authority, GPO Box 3, Melbourne VIC 3001

Email: info@afca.org.au

Call: 1800 931 678, free call Monday to Friday 9am– 5pm, AEST



Your Statement

Statement 109 (Page 1 of 2)

Account Number 06 7167 16396905

Statement Period 11 Aug 2022 - 10 Sep 2022

Closing Balance \$10,044.17 CR

Enquiries 13 1998
 (24 hours a day, 7 days a week)



028

MR NICHOLAS DAVID DAY
 30 NORTHAM RD
 WANTIRNA VIC 3152

Direct Investment Account

If this account has an attached overdraft limit or facility and we send you a statement every 4 or 6 months, we will update your statement preference to every 3 months as part of changes made to the new Banking Code of Practice from 1 July 2019.

The Commonwealth Direct Investment Account is the preferred cash account for CommSec investors. You will receive discounted brokerage when you link your CDIA to a CommSec Trading Account, and enjoy the convenience of managing your funds through NetBank and the CommBank app.

Name: NORTHAM ROAD PTY LTD - DAY FAMILY SUPER
 FUND A - C -


Note: Have you checked your statement today? It's easy to find out more information about each of your transactions by logging on to the CommBank App or NetBank. Should you have any questions on fees or see an error please contact us on the details above. Cheque proceeds are available when cleared.

The date of transactions shown here may be different on your other transaction lists (for example, the transaction list that appears on the CommBank app).

Date	Transaction	Debit	Credit	Balance
11 Aug 2022	OPENING BALANCE			\$9,019.32 CR
19 Aug	Direct Credit 481471 SuperChoice P/L PC150822-174823509		713.33	\$9,732.65 CR
09 Sep	Direct Credit 481471 SuperChoice P/L PC070922-177890591		311.52	\$10,044.17 CR
10 Sep 2022	CLOSING BALANCE			\$10,044.17 CR

Opening balance	-	Total debits	+	Total credits	=	Closing balance
\$9,019.32 CR		Nil		\$1,024.85		\$10,044.17 CR





Your Credit Interest Rate Summary

Date	Balance	Standard Credit Interest Rate (p.a.)
10 Sep	Less than \$10,000.00	0.00%
	\$10,000.00 - \$19,999.99	0.30%
	\$20,000.00 - \$49,999.99	0.55%
	\$50,000.00 - \$99,999.99	0.65%
	\$100,000.00 - \$249,999.99	0.85%
	\$250,000.00 - \$499,999.99	1.05%
	\$500,000.00 and over	1.15%

Note. Interest rates are effective as at the date shown but are subject to change.

Important Information:

We try to get things right the first time – but if we don't, we'll do what we can to fix it.

You can fix most problems simply by contacting us.

Write to: CBA Group Customer Relations, Reply Paid 41, Sydney NSW 2001

Tell us online: commbank.com.au/support/compliments-and-complaints.html

Call: 1800 805 605 (free call)

You can also contact the Australian Financial Complaints Authority, AFCA, an independent external dispute resolution body approved by ASIC - time limits may apply, visit AFCA, afca.org.au, website for more information.

Write to: Australian Financial Complaints Authority, GPO Box 3, Melbourne VIC 3001

Email: info@afca.org.au

Call: 1800 931 678, free call Monday to Friday 9am– 5pm, AEST



Your Statement

Statement 110 (Page 1 of 2)

Account Number 06 7167 16396905

Statement Period 11 Sep 2022 - 10 Oct 2022

Closing Balance \$8,925.48 CR

Enquiries 13 1998
 (24 hours a day, 7 days a week)



028

MR NICHOLAS DAVID DAY
 30 NORTHAM RD
 WANTIRNA VIC 3152

Direct Investment Account

If this account has an attached overdraft limit or facility and we send you a statement every 4 or 6 months, we will update your statement preference to every 3 months as part of changes made to the new Banking Code of Practice from 1 July 2019.

The Commonwealth Direct Investment Account is the preferred cash account for CommSec investors. You will receive discounted brokerage when you link your CDIA to a CommSec Trading Account, and enjoy the convenience of managing your funds through NetBank and the CommBank app.

Name: NORTHAM ROAD PTY LTD - DAY FAMILY SUPER
 FUND A - C -

Note: Have you checked your statement today? It's easy to find out more information about each of your transactions by logging on to the CommBank App or NetBank. Should you have any questions on fees or see an error please contact us on the details above. Cheque proceeds are available when cleared.


The date of transactions shown here may be different on your other transaction lists (for example, the transaction list that appears on the CommBank app).

Date	Transaction	Debit	Credit	Balance
11 Sep 2022	OPENING BALANCE			\$10,044.17 CR
28 Sep	ASIC NetBank BPAY 17301 2291650270831 ASIC Annual Fee	59.00		\$9,985.17 CR
28 Sep	TAX OFFICE PAYMENTS NetBank BPAY 75556 949515445000185277 2021 Tax Payment	620.88		\$9,364.29 CR
28 Sep	TAX OFFICE PAYMENTS NetBank BPAY 75556 949515445000185277 2022 Tax Payment	286.01		\$9,078.28 CR
01 Oct	Credit Interest		1.90	\$9,080.18 CR
10 Oct	TAX OFFICE PAYMENTS NetBank BPAY 75556 001287415401280960 Sept 2022 PAYG	398.00		\$8,682.18 CR
10 Oct	Direct Credit 481471 SuperChoice P/L PC061022-135997100		243.30	\$8,925.48 CR
10 Oct 2022	CLOSING BALANCE			\$8,925.48 CR

Opening balance	-	Total debits	+	Total credits	=	Closing balance
\$10,044.17 CR		\$1,363.89		\$245.20		\$8,925.48 CR



4735.10784.1.1 ZZ258R3 0303 SL_R3 S952.D283.O V06.00.35



Your Credit Interest Rate Summary

Date	Balance	Standard Credit Interest Rate (p.a.)
10 Oct	Less than \$10,000.00	0.00%
	\$10,000.00 - \$19,999.99	0.40%
	\$20,000.00 - \$49,999.99	0.70%
	\$50,000.00 - \$99,999.99	0.80%
	\$100,000.00 - \$249,999.99	1.25%
	\$250,000.00 - \$499,999.99	1.50%
	\$500,000.00 and over	1.65%

Note. Interest rates are effective as at the date shown but are subject to change.

Important Information:

We try to get things right the first time – but if we don't, we'll do what we can to fix it.

You can fix most problems simply by contacting us.

Write to: CBA Group Customer Relations, Reply Paid 41, Sydney NSW 2001

Tell us online: commbank.com.au/support/compliments-and-complaints.html

Call: 1800 805 605 (free call)

You can also contact the Australian Financial Complaints Authority, AFCA, an independent external dispute resolution body approved by ASIC - time limits may apply, visit AFCA, afca.org.au, website for more information.

Write to: Australian Financial Complaints Authority, GPO Box 3, Melbourne VIC 3001

Email: info@afca.org.au

Call: 1800 931 678, free call Monday to Friday 9am– 5pm, AEST



Your Statement

Statement 111 (Page 1 of 2)

Account Number 06 7167 16396905

Statement Period 11 Oct 2022 - 10 Nov 2022

Closing Balance \$7,322.83 CR

Enquiries 13 1998
 (24 hours a day, 7 days a week)



028

MR NICHOLAS DAVID DAY
 30 NORTHAM RD
 WANTIRNA VIC 3152

Direct Investment Account

If this account has an attached overdraft limit or facility and we send you a statement every 4 or 6 months, we will update your statement preference to every 3 months as part of changes made to the new Banking Code of Practice from 1 July 2019.

The Commonwealth Direct Investment Account is the preferred cash account for CommSec investors. You will receive discounted brokerage when you link your CDIA to a CommSec Trading Account, and enjoy the convenience of managing your funds through NetBank and the CommBank app.

Name: NORTHAM ROAD PTY LTD - DAY FAMILY SUPER
 FUND A - C -


Note: Have you checked your statement today? It's easy to find out more information about each of your transactions by logging on to the CommBank App or NetBank. Should you have any questions on fees or see an error please contact us on the details above. Cheque proceeds are available when cleared.

The date of transactions shown here may be different on your other transaction lists (for example, the transaction list that appears on the CommBank app).

Date	Transaction	Debit	Credit	Balance
11 Oct	2022 OPENING BALANCE			\$8,925.48 CR
11 Oct	Transfer To SuperB2B Pty Ltd NetBank INV-0659 and INV-0660	3,740.00		\$5,185.48 CR
25 Oct	Direct Credit 481471 SuperChoice P/L PC181022-197522060		2,137.35	\$7,322.83 CR
10 Nov	2022 CLOSING BALANCE			\$7,322.83 CR

Opening balance	-	Total debits	+	Total credits	=	Closing balance
\$8,925.48 CR		\$3,740.00		\$2,137.35		\$7,322.83 CR





Your Credit Interest Rate Summary

Date	Balance	Standard Credit Interest Rate (p.a.)
10 Nov	Less than \$10,000.00	0.00%
	\$10,000.00 - \$19,999.99	0.50%
	\$20,000.00 - \$49,999.99	0.80%
	\$50,000.00 - \$99,999.99	1.00%
	\$100,000.00 - \$249,999.99	1.40%
	\$250,000.00 - \$499,999.99	1.70%
	\$500,000.00 and over	1.85%

Note. Interest rates are effective as at the date shown but are subject to change.

Important Information:

We try to get things right the first time – but if we don't, we'll do what we can to fix it.

You can fix most problems simply by contacting us.

Write to: CBA Group Customer Relations, Reply Paid 41, Sydney NSW 2001

Tell us online: commbank.com.au/support/compliments-and-complaints.html

Call: 1800 805 605 (free call)

You can also contact the Australian Financial Complaints Authority, AFCA, an independent external dispute resolution body approved by ASIC - time limits may apply, visit AFCA, afca.org.au, website for more information.

Write to: Australian Financial Complaints Authority, GPO Box 3, Melbourne VIC 3001

Email: info@afca.org.au

Call: 1800 931 678, free call Monday to Friday 9am– 5pm, AEST



Your Statement

Statement 112 (Page 1 of 2)

Account Number 06 7167 16396905

Statement Period 11 Nov 2022 - 10 Dec 2022

Closing Balance \$8,847.47 CR

Enquiries 13 1998
 (24 hours a day, 7 days a week)



028

MR NICHOLAS DAVID DAY
 30 NORTHAM RD
 WANTIRNA VIC 3152

Direct Investment Account

If this account has an attached overdraft limit or facility and we send you a statement every 4 or 6 months, we will update your statement preference to every 3 months as part of changes made to the new Banking Code of Practice from 1 July 2019.

The Commonwealth Direct Investment Account is the preferred cash account for CommSec investors. You will receive discounted brokerage when you link your CDIA to a CommSec Trading Account, and enjoy the convenience of managing your funds through NetBank and the CommBank app.

Name: NORTHAM ROAD PTY LTD - DAY FAMILY SUPER FUND A - C -

Note: Have you checked your statement today? It's easy to find out more information about each of your transactions by logging on to the CommBank App or NetBank. Should you have any questions on fees or see an error please contact us on the details above. Cheque proceeds are available when cleared.


The date of transactions shown here may be different on your other transaction lists (for example, the transaction list that appears on the CommBank app).

Date	Transaction	Debit	Credit	Balance
11 Nov 2022	OPENING BALANCE			\$7,322.83 CR
11 Nov	Direct Credit 481471 SuperChoice P/L PC091122-107784344		273.70	\$7,596.53 CR
21 Nov	Direct Credit 481471 SuperChoice P/L PC151122-192188519		950.23	\$8,546.76 CR
09 Dec	Direct Credit 481471 SuperChoice P/L PC071222-192004652		300.71	\$8,847.47 CR
10 Dec 2022	CLOSING BALANCE			\$8,847.47 CR

Opening balance	-	Total debits	+	Total credits	=	Closing balance
\$7,322.83 CR		Nil		\$1,524.64		\$8,847.47 CR



*# 18933.51482.1.2.ZZ258F3.0303.SL.R3.S953.D346.OV06.00.35



Your Credit Interest Rate Summary

Date	Balance	Standard Credit Interest Rate (p.a.)
10 Dec	Less than \$10,000.00	0.00%
	\$10,000.00 - \$19,999.99	0.70%
	\$20,000.00 - \$49,999.99	1.00%
	\$50,000.00 - \$99,999.99	1.20%
	\$100,000.00 - \$249,999.99	1.60%
	\$250,000.00 - \$499,999.99	1.90%
	\$500,000.00 and over	2.05%

Note. Interest rates are effective as at the date shown but are subject to change.

Important Information:

We try to get things right the first time – but if we don't, we'll do what we can to fix it.

You can fix most problems simply by contacting us.

Write to: CBA Group Customer Relations, Reply Paid 41, Sydney NSW 2001

Tell us online: commbank.com.au/support/compliments-and-complaints.html

Call: 1800 805 605 (free call)

You can also contact the Australian Financial Complaints Authority, AFCA, an independent external dispute resolution body approved by ASIC - time limits may apply, visit AFCA, afca.org.au, website for more information.

Write to: Australian Financial Complaints Authority, GPO Box 3, Melbourne VIC 3001

Email: info@afca.org.au

Call: 1800 931 678, free call Monday to Friday 9am– 5pm, AEST

Important Notice

Changes to cheque access from 3 June 2023

We are phasing out cheque access¹ from 3 June 2023, as follows:

- If you open a CommBank account from 3 June 2023, cheque access to that account won't be available. Some exceptions apply².
- If a cheque book was not issued for your account² before 3 June 2023, cheque access to that account won't be available from 3 June 2023.
- From 3 June 2023 replacement cheque books will no longer be issued automatically. To obtain a replacement cheque book, please contact us or visit your nearest branch.
- If you switch from a CommBank account where a cheque book was previously issued, to a new CommBank account, and your cheque book is linked to your new account, you can continue to have cheque access to your new account until all of the cheques in your cheque book are used. Once you've used all the cheques in that cheque book, cheque access will no longer be available from 3 June 2023.
- All account Terms and Conditions will be updated to reflect these changes on 3 June 2023 on commbank.com.au

Using NetBank, the CommBank app or CommBiz (for business and institutional customers), you can manage your money securely online anywhere, anytime and you can access a range of handy features, including:

- Transferring money between your accounts in real-time
- Paying money to someone using PayID
- Setting up a recurring transfer or scheduling a transfer for later
- Paying your bills using PayTo, BPAY® or direct debit

For your personal accounts you can also use phone banking to transfer money to someone or between your accounts by calling us at 13 2221. For your business accounts you can manage your money securely online anywhere, anytime using NetBank, the CommBank app or CommBiz. For more information visit commbank.com.au/changes-to-cheques

¹ Cheque access means being able to take money out of your account using a cheque from a cheque book issued to you on request and linked to your account, or a cheque obtained by you on request, over the counter in branch.

² Selected business and institutional banking accounts are excluded. Speak with your Relationship Manager, or visit commbank.com.au/changes-to-cheques

® Registered to BPAY Pty Ltd ABN 69 079 137 518





Your Statement

Statement 113 (Page 1 of 2)

Account Number 06 7167 16396905

Statement Period 11 Dec 2022 - 10 Jan 2023

Closing Balance \$7,683.24 CR

Enquiries 13 1998
 (24 hours a day, 7 days a week)



028

MR NICHOLAS DAVID DAY
 30 NORTHAM RD
 WANTIRNA VIC 3152

Direct Investment Account

If this account has an attached overdraft limit or facility and we send you a statement every 4 or 6 months, we will update your statement preference to every 3 months as part of changes made to the new Banking Code of Practice from 1 July 2019.

The Commonwealth Direct Investment Account is the preferred cash account for CommSec investors. You will receive discounted brokerage when you link your CDIA to a CommSec Trading Account, and enjoy the convenience of managing your funds through NetBank and the CommBank app.

Name: NORTHAM ROAD PTY LTD - DAY FAMILY SUPER
 FUND A - C -

Note: Have you checked your statement today? It's easy to find out more information about each of your transactions by logging on to the CommBank App or NetBank. Should you have any questions on fees or see an error please contact us on the details above. Cheque proceeds are available when cleared.


The date of transactions shown here may be different on your other transaction lists (for example, the transaction list that appears on the CommBank app).

Date	Transaction	Debit	Credit	Balance
11 Dec 2022	OPENING BALANCE			\$8,847.47 CR
21 Dec	Direct Credit 481471 SuperChoice P/L PC151222-192959367		950.23	\$9,797.70 CR
23 Dec	Direct Credit 481471 SuperChoice P/L PC211222-193646221		161.87	\$9,959.57 CR
06 Jan	Direct Credit 481471 SuperChoice P/L PC050123-194831433		90.94	\$10,050.51 CR
09 Jan	ZAL LIFE INSURANCE NetBank BPAY 787853 500815683 Life Insurance NDD	1,732.99		\$8,317.52 CR
09 Jan	ZAL LIFE INSURANCE NetBank BPAY 787853 500815667 Life Insurance NJD	634.28		\$7,683.24 CR
10 Jan 2023	CLOSING BALANCE			\$7,683.24 CR

Opening balance	-	Total debits	+	Total credits	=	Closing balance
\$8,847.47 CR		\$2,367.27		\$1,203.04		\$7,683.24 CR



*# 7802.26663.1.2 ZZ258R3 0303 SL_R3_S951.D010.O V06.00.35



Your Credit Interest Rate Summary

Date	Balance	Standard Credit Interest Rate (p.a.)
10 Jan	Less than \$10,000.00	0.00%
	\$10,000.00 - \$19,999.99	0.70%
	\$20,000.00 - \$49,999.99	1.00%
	\$50,000.00 - \$99,999.99	1.20%
	\$100,000.00 - \$249,999.99	1.60%
	\$250,000.00 - \$499,999.99	2.00%
	\$500,000.00 and over	2.15%

Note. Interest rates are effective as at the date shown but are subject to change.

Important Information:

We try to get things right the first time – but if we don't, we'll do what we can to fix it.

You can fix most problems simply by contacting us.

Write to: CBA Group Customer Relations, Reply Paid 41, Sydney NSW 2001

Tell us online: commbank.com.au/support/compliments-and-complaints.html

Call: 1800 805 605 (free call)

You can also contact the Australian Financial Complaints Authority, AFCA, an independent external dispute resolution body approved by ASIC - time limits may apply, visit AFCA, afca.org.au, website for more information.

Write to: Australian Financial Complaints Authority, GPO Box 3, Melbourne VIC 3001

Email: info@afca.org.au

Call: 1800 931 678, free call Monday to Friday 9am– 5pm, AEST

Important Notice

Changes to cheque access from 3 June 2023

We are phasing out cheque access¹ from 3 June 2023, as follows:

- If you open a CommBank account from 3 June 2023, cheque access to that account won't be available. Some exceptions apply².
- If a cheque book was not issued for your account² before 3 June 2023, cheque access to that account won't be available from 3 June 2023.
- From 3 June 2023 replacement cheque books will no longer be issued automatically. To obtain a replacement cheque book, please contact us or visit your nearest branch.
- If you switch from a CommBank account where a cheque book was previously issued, to a new CommBank account, and your cheque book is linked to your new account, you can continue to have cheque access to your new account until all of the cheques in your cheque book are used. Once you've used all the cheques in that cheque book, cheque access will no longer be available from 3 June 2023.
- All account Terms and Conditions will be updated to reflect these changes on 3 June 2023 on commbank.com.au

Using NetBank, the CommBank app or CommBiz (for business and institutional customers), you can manage your money securely online anywhere, anytime and you can access a range of handy features, including:

- Transferring money between your accounts in real-time
- Paying money to someone using PayID
- Setting up a recurring transfer or scheduling a transfer for later
- Paying your bills using PayTo, BPAY® or direct debit

For your personal accounts you can also use phone banking to transfer money to someone or between your accounts by calling us at 13 2221. For your business accounts you can manage your money securely online anywhere, anytime using NetBank, the CommBank app or CommBiz. For more information visit commbank.com.au/changes-to-cheques

¹ Cheque access means being able to take money out of your account using a cheque from a cheque book issued to you on request and linked to your account, or a cheque obtained by you on request, over the counter in branch.

² Selected business and institutional banking accounts are excluded. Speak with your Relationship Manager, or visit commbank.com.au/changes-to-cheques

© Registered to BPAY Pty Ltd ABN 69 079 137 518





Your Statement

Statement 114 (Page 1 of 2)

Account Number 06 7167 16396905

Statement Period 11 Jan 2023 - 10 Feb 2023

Closing Balance \$9,234.01 CR

Enquiries 13 1998
 (24 hours a day, 7 days a week)



028

MR NICHOLAS DAVID DAY
 30 NORTHAM RD
 WANTIRNA VIC 3152

Direct Investment Account

If this account has an attached overdraft limit or facility and we send you a statement every 4 or 6 months, we will update your statement preference to every 3 months as part of changes made to the new Banking Code of Practice from 1 July 2019.

The Commonwealth Direct Investment Account is the preferred cash account for CommSec investors. You will receive discounted brokerage when you link your CDIA to a CommSec Trading Account, and enjoy the convenience of managing your funds through NetBank and the CommBank app.

Name: NORTHAM ROAD PTY LTD - DAY FAMILY SUPER
 FUND A - C -

Note: Have you checked your statement today? It's easy to find out more information about each of your transactions by logging on to the CommBank App or NetBank. Should you have any questions on fees or see an error please contact us on the details above. Cheque proceeds are available when cleared.


The date of transactions shown here may be different on your other transaction lists (for example, the transaction list that appears on the CommBank app).

Date	Transaction	Debit	Credit	Balance
11 Jan	2023 OPENING BALANCE			\$7,683.24 CR
19 Jan	Direct Credit 481471 SuperChoice P/L PC130123-196124243		950.23	\$8,633.47 CR
23 Jan	Direct Credit 481471 SuperChoice P/L PC190123-197227576		71.62	\$8,705.09 CR
31 Jan	Direct Credit 361578 QUICKSUPER QUICKSPR3399394728		447.41	\$9,152.50 CR
01 Feb	Credit Interest		0.58	\$9,153.08 CR
03 Feb	Direct Credit 481471 SuperChoice P/L PC300123-100624828		80.93	\$9,234.01 CR
10 Feb	2023 CLOSING BALANCE			\$9,234.01 CR

Opening balance	-	Total debits	+	Total credits	=	Closing balance
\$7,683.24 CR		Nil		\$1,550.77		\$9,234.01 CR



9979.33872.1.2 ZZ258R3 0303 SL_R3_S951.D041.O V06.00.35



Your Credit Interest Rate Summary

Date	Balance	Standard Credit Interest Rate (p.a.)
10 Feb	Less than \$10,000.00	0.00%
	\$10,000.00 - \$19,999.99	0.70%
	\$20,000.00 - \$49,999.99	1.00%
	\$50,000.00 - \$99,999.99	1.20%
	\$100,000.00 - \$249,999.99	1.60%
	\$250,000.00 - \$499,999.99	2.00%
	\$500,000.00 and over	2.15%

Note. Interest rates are effective as at the date shown but are subject to change.

Important Information:

We try to get things right the first time – but if we don't, we'll do what we can to fix it.

You can fix most problems simply by contacting us.

Write to: CBA Group Customer Relations, Reply Paid 41, Sydney NSW 2001

Tell us online: commbank.com.au/support/compliments-and-complaints.html

Call: 1800 805 605 (free call)

You can also contact the Australian Financial Complaints Authority, AFCA, an independent external dispute resolution body approved by ASIC - time limits may apply, visit AFCA, afca.org.au, website for more information.

Write to: Australian Financial Complaints Authority, GPO Box 3, Melbourne VIC 3001

Email: info@afca.org.au

Call: 1800 931 678, free call Monday to Friday 9am– 5pm, AEST

Important Notice

Changes to cheque access from 3 June 2023

We are phasing out cheque access¹ from 3 June 2023, as follows:

- If you open a CommBank account from 3 June 2023, cheque access to that account won't be available. Some exceptions apply².
- If a cheque book was not issued for your account² before 3 June 2023, cheque access to that account won't be available from 3 June 2023.
- From 3 June 2023 replacement cheque books will no longer be issued automatically. To obtain a replacement cheque book, please contact us or visit your nearest branch.
- If you switch from a CommBank account where a cheque book was previously issued, to a new CommBank account, and your cheque book is linked to your new account, you can continue to have cheque access to your new account until all of the cheques in your cheque book are used. Once you've used all the cheques in that cheque book, cheque access will no longer be available from 3 June 2023.
- All account Terms and Conditions will be updated to reflect these changes on 3 June 2023 on commbank.com.au

Using NetBank, the CommBank app or CommBiz (for business and institutional customers), you can manage your money securely online anywhere, anytime and you can access a range of handy features, including:

- Transferring money between your accounts in real-time
- Transferring money to a BSB and Account Number or paying money to someone using PayID
- Setting up a recurring transfer or scheduling a transfer for later
- Paying your bills using PayTo, BPAY® or direct debit

For your personal accounts you can also use phone banking to transfer money between your accounts by calling us at 13 2221. For your business accounts you can manage your money securely online anywhere, anytime using NetBank, the CommBank app or CommBiz. For more information visit commbank.com.au/changes-to-cheques

¹ Cheque access means being able to take money out of your account using a cheque from a cheque book issued to you on request and linked to your account, or a cheque obtained by you on request, over the counter in branch.

² Selected business and institutional banking accounts are excluded. Speak with your Relationship Manager, or visit commbank.com.au/changes-to-cheques

® Registered to BPAY Pty Ltd ABN 69 079 137 518





028

MR NICHOLAS DAVID DAY
 30 NORTHAM RD
 WANTIRNA VIC 3152

Account Number 06 7167 16396905

Statement Period 11 Feb 2023 - 10 Mar 2023

Closing Balance \$17,483.29 CR

Enquiries 13 1998
 (24 hours a day, 7 days a week)

Direct Investment Account

If this account has an attached overdraft limit or facility and we send you a statement every 4 or 6 months, we will update your statement preference to every 3 months as part of changes made to the new Banking Code of Practice from 1 July 2019.

The Commonwealth Direct Investment Account is the preferred cash account for CommSec investors. You will receive discounted brokerage when you link your CDIA to a CommSec Trading Account, and enjoy the convenience of managing your funds through NetBank and the CommBank app.

Name: NORTHAM ROAD PTY LTD - DAY FAMILY SUPER
 FUND A - C -

Note: Have you checked your statement today? It's easy to find out more information about each of your transactions by logging on to the CommBank App or NetBank. Should you have any questions on fees or see an error please contact us on the details above. Cheque proceeds are available when cleared.


The date of transactions shown here may be different on your other transaction lists (for example, the transaction list that appears on the CommBank app).

Date	Transaction	Debit	Credit	Balance
11 Feb	2023 OPENING BALANCE			\$9,234.01 CR
17 Feb	Direct Credit 481471 SuperChoice P/L PC140223-166129509		71.62	\$9,305.63 CR
20 Feb	Direct Credit 062895 COMMONWEALTH SEC COMMSEC		7,255.29	\$16,560.92 CR
22 Feb	Direct Credit 481471 SuperChoice P/L PC160223-166352337		950.23	\$17,511.15 CR
28 Feb	Direct Credit 361578 QUICKSUPER QUICKSPR3420046231		397.28	\$17,908.43 CR
28 Feb	Direct Credit 481471 SuperChoice P/L PC270223-153273296		71.62	\$17,980.05 CR
01 Mar	Credit Interest		3.24	\$17,983.29 CR
02 Mar	Transfer To Nicholas Day NetBank Transfer	500.00		\$17,483.29 CR
10 Mar	2023 CLOSING BALANCE			\$17,483.29 CR

Opening balance	-	Total debits	+	Total credits	=	Closing balance
\$9,234.01 CR		\$500.00		\$8,749.28		\$17,483.29 CR



8722.26162.1.2 ZZ258R3 0303 SL_R3_S951.D069.O V06.00.36



Your Credit Interest Rate Summary

Date	Balance	Standard Credit Interest Rate (p.a.)
10 Mar	Less than \$10,000.00	0.25%
	\$10,000.00 - \$19,999.99	0.80%
	\$20,000.00 - \$49,999.99	1.10%
	\$50,000.00 - \$99,999.99	1.35%
	\$100,000.00 - \$249,999.99	1.75%
	\$250,000.00 - \$499,999.99	2.15%
	\$500,000.00 and over	2.30%

Note. Interest rates are effective as at the date shown but are subject to change.

Important Information:

We try to get things right the first time – but if we don't, we'll do what we can to fix it.

You can fix most problems simply by contacting us.

Write to: CBA Group Customer Relations, Reply Paid 41, Sydney NSW 2001

Tell us online: commbank.com.au/support/compliments-and-complaints.html

Call: 1800 805 605 (free call)

You can also contact the Australian Financial Complaints Authority, AFCA, an independent external dispute resolution body approved by ASIC - time limits may apply, visit AFCA, afca.org.au, website for more information.

Write to: Australian Financial Complaints Authority, GPO Box 3, Melbourne VIC 3001

Email: info@afca.org.au

Call: 1800 931 678, free call Monday to Friday 9am– 5pm, AEST

Important Notice

Changes to cheque access from 3 June 2023

We are phasing out cheque access¹ from 3 June 2023, as follows:

- If you open a CommBank account from 3 June 2023, cheque access to that account won't be available. Some exceptions apply².
- If a cheque book was not issued for your account² before 3 June 2023, cheque access to that account won't be available from 3 June 2023.
- From 3 June 2023 replacement cheque books will no longer be issued automatically. To obtain a replacement cheque book, please contact us or visit your nearest branch.
- If you switch from a CommBank account where a cheque book was previously issued, to a new CommBank account, and your cheque book is linked to your new account, you can continue to have cheque access to your new account until all of the cheques in your cheque book are used. Once you've used all the cheques in that cheque book, cheque access will no longer be available from 3 June 2023.
- All account Terms and Conditions will be updated to reflect these changes on 3 June 2023 on commbank.com.au

Using NetBank, the CommBank app or CommBiz (for business and institutional customers), you can manage your money securely online anywhere, anytime and you can access a range of handy features, including:

- Transferring money between your accounts in real-time
- Transferring money to a BSB and Account Number or paying money to someone using PayID
- Setting up a recurring transfer or scheduling a transfer for later
- Paying your bills using PayTo, BPAY® or direct debit

For your personal accounts you can also use phone banking to transfer money between your accounts by calling us at 13 2221. For your business accounts you can manage your money securely online anywhere, anytime using NetBank, the CommBank app or CommBiz. For more information visit commbank.com.au/changes-to-cheques

¹ Cheque access means being able to take money out of your account using a cheque from a cheque book issued to you on request and linked to your account, or a cheque obtained by you on request, over the counter in branch.

² Selected business and institutional banking accounts are excluded. Speak with your Relationship Manager, or visit commbank.com.au/changes-to-cheques

® Registered to BPAY Pty Ltd ABN 69 079 137 518





Your Statement

Statement 116 (Page 1 of 2)

Account Number 06 7167 16396905

Statement Period 11 Mar 2023 - 10 Apr 2023

Closing Balance \$18,811.91 CR

Enquiries 13 1998
 (24 hours a day, 7 days a week)



028

MR NICHOLAS DAVID DAY
 30 NORTHAM RD
 WANTIRNA VIC 3152

Direct Investment Account

If this account has an attached overdraft limit or facility and we send you a statement every 4 or 6 months, we will update your statement preference to every 3 months as part of changes made to the new Banking Code of Practice from 1 July 2019.

The Commonwealth Direct Investment Account is the preferred cash account for CommSec investors. You will receive discounted brokerage when you link your CDIA to a CommSec Trading Account, and enjoy the convenience of managing your funds through NetBank and the CommBank app.

Name: NORTHAM ROAD PTY LTD - DAY FAMILY SUPER
 FUND A - C -

Note: Have you checked your statement today? It's easy to find out more information about each of your transactions by logging on to the CommBank App or NetBank. Should you have any questions on fees or see an error please contact us on the details above. Cheque proceeds are available when cleared.


The date of transactions shown here may be different on your other transaction lists (for example, the transaction list that appears on the CommBank app).

Date	Transaction	Debit	Credit	Balance
11 Mar	2023 OPENING BALANCE			\$17,483.29 CR
17 Mar	TAX OFFICE PAYMENTS NetBank BPAY 75556 001287415401280960 March 2023 PAYG	404.00		\$17,079.29 CR
17 Mar	Direct Credit 481471 SuperChoice P/L PC140323-155171102		113.19	\$17,192.48 CR
21 Mar	Direct Credit 481471 SuperChoice P/L PC150323-155227934		950.23	\$18,142.71 CR
29 Mar	Direct Credit 361578 QUICKSUPER QUICKSPR3441644109		584.04	\$18,726.75 CR
31 Mar	Direct Credit 481471 SuperChoice P/L PC300323-157895171		71.62	\$18,798.37 CR
01 Apr	Credit Interest		13.54	\$18,811.91 CR
10 Apr	2023 CLOSING BALANCE			\$18,811.91 CR

Opening balance	-	Total debits	+	Total credits	=	Closing balance
\$17,483.29 CR		\$404.00		\$1,732.62		\$18,811.91 CR



5205.14883.1.2.ZZ258R3.0303.SL.R3.S955.D101.O.V06.00.36



Your Credit Interest Rate Summary

Date	Balance	Standard Credit Interest Rate (p.a.)
10 Apr	Less than \$10,000.00	0.35%
	\$10,000.00 - \$19,999.99	1.00%
	\$20,000.00 - \$49,999.99	1.20%
	\$50,000.00 - \$99,999.99	1.45%
	\$100,000.00 - \$249,999.99	2.00%
	\$250,000.00 - \$499,999.99	2.30%
	\$500,000.00 and over	2.50%

Note. Interest rates are effective as at the date shown but are subject to change.

Important Information:

We try to get things right the first time – but if we don't, we'll do what we can to fix it.

You can fix most problems simply by contacting us.

Write to: CBA Group Customer Relations, Reply Paid 41, Sydney NSW 2001

Tell us online: commbank.com.au/support/compliments-and-complaints.html

Call: 1800 805 605 (free call)

You can also contact the Australian Financial Complaints Authority, AFCA, an independent external dispute resolution body approved by ASIC - time limits may apply, visit AFCA, afca.org.au, website for more information.

Write to: Australian Financial Complaints Authority, GPO Box 3, Melbourne VIC 3001

Email: info@afca.org.au

Call: 1800 931 678, free call Monday to Friday 9am– 5pm, AEST

Important Notice

Changes to cheque access from 3 June 2023

We are phasing out cheque access¹ from 3 June 2023, as follows:

- If you open a new CommBank account from 3 June 2023, cheque access to that new account won't be available. Some exceptions apply².
- If a cheque book was not issued for your account² before 3 June 2023, cheque access to that account won't be available from 3 June 2023.
- From 3 June 2023 replacement cheque books will no longer be issued automatically. To obtain a replacement cheque book, please contact us or visit your nearest branch.
- If you have a joint account listed below³, you will no longer be able to order a replacement cheque book. You can continue to have cheque access to your joint account until all of the cheques in your cheque book are used. Once you've used all the cheques in that cheque book, cheque access will no longer be available for that account from 3 June 2023.
- If you switch from a CommBank account where a cheque book was previously issued, to a new CommBank account, and your cheque book is linked to your new account, you can continue to have cheque access to your new account until all of the cheques in your cheque book are used. Once you've used all the cheques in that cheque book, cheque access will no longer be available from 3 June 2023.
- All account Terms and Conditions will be updated to reflect these changes on 3 June 2023 on commbank.com.au

Using NetBank, the CommBank app or CommBiz (for business and institutional customers), you can manage your money securely online anywhere, anytime and you can access a range of handy features, including:

- Transferring money between your accounts in real-time
- Transferring money to a BSB and Account Number or paying money to someone using PayID
- Setting up a recurring transfer or scheduling a transfer for later
- Paying your bills using PayTo, BPAY[®] or direct debit



For your personal accounts you can also use phone banking to transfer money between your accounts by calling us at 13 2221. For your business accounts you can manage your money securely online anywhere, anytime using NetBank, the CommBank app or CommBiz. For more information visit commbank.com.au/changes-to-cheques

¹ Cheque access means being able to take money out of your account using a cheque from a cheque book issued to you on request and linked to your account, or a cheque obtained by you on request, over the counter in branch.

² Selected business and institutional banking accounts are excluded. Speak with your Relationship Manager, or visit commbank.com.au/changes-to-cheques

³ From 3 June 2023, you will no longer be able to order a replacement cheque book if you have a joint account listed here: Accelerator Cash Account, AwardSaver Account, Cash Investment Account, Cash Management Call Account, Commonwealth Direct Investment Account, Complete Access, Everyday Offset, GoalSaver, NetBank Saver, Pensioner Security Account, Private Bank Account, Smart Access, Streamline Basic, and Youthsaver Account. If you have any other joint account, you can order a replacement cheque book if you contact us or visit your nearest branch.

® Registered to BPAY Pty Ltd ABN 69 079 137 518



Your Statement

Statement 117 (Page 1 of 2)

Account Number 06 7167 16396905

Statement Period 11 Apr 2023 - 10 May 2023

Closing Balance \$20,123.49 CR

Enquiries 13 1998
 (24 hours a day, 7 days a week)



028

MR NICHOLAS DAVID DAY
 30 NORTHAM RD
 WANTIRNA VIC 3152

Direct Investment Account

If this account has an attached overdraft limit or facility and we send you a statement every 4 or 6 months, we will update your statement preference to every 3 months as part of changes made to the new Banking Code of Practice from 1 July 2019.

The Commonwealth Direct Investment Account is the preferred cash account for CommSec investors. You will receive discounted brokerage when you link your CDIA to a CommSec Trading Account, and enjoy the convenience of managing your funds through NetBank and the CommBank app.


Name: NORTHAM ROAD PTY LTD - DAY FAMILY SUPER
 FUND A - C -

Note: Have you checked your statement today? It's easy to find out more information about each of your transactions by logging on to the CommBank App or NetBank. Should you have any questions on fees or see an error please contact us on the details above. Cheque proceeds are available when cleared.


The date of transactions shown here may be different on your other transaction lists (for example, the transaction list that appears on the CommBank app).

Date	Transaction	Debit	Credit	Balance
11 Apr	2023 OPENING BALANCE			\$18,811.91 CR
14 Apr	Direct Credit 481471 SuperChoice P/L PC110423-159321559		71.62	\$18,883.53 CR
21 Apr	TAX OFFICE PAYMENTS NetBank BPAY 75556 001287415401280960 March 2023 PAYG	410.00		\$18,473.53 CR
21 Apr	Direct Credit 481471 SuperChoice P/L PC170423-160498444		950.23	\$19,423.76 CR
28 Apr	Direct Credit 361578 QUICKSUPER QUICKSPR3463993167		607.49	\$20,031.25 CR
28 Apr	Direct Credit 481471 SuperChoice P/L PC190423-161101392		76.21	\$20,107.46 CR
01 May	Credit Interest		16.03	\$20,123.49 CR
10 May	2023 CLOSING BALANCE			\$20,123.49 CR

Opening balance	-	Total debits	+	Total credits	=	Closing balance
\$18,811.91 CR		\$410.00		\$1,721.58		\$20,123.49 CR



8307.31986.1.2 ZZ258R3 0303 SL_R3_S951.D130.O V06.00.36



Your Credit Interest Rate Summary

Date	Balance	Standard Credit Interest Rate (p.a.)
10 May	Less than \$10,000.00	0.35%
	\$10,000.00 - \$19,999.99	1.00%
	\$20,000.00 - \$49,999.99	1.20%
	\$50,000.00 - \$99,999.99	1.45%
	\$100,000.00 - \$249,999.99	2.00%
	\$250,000.00 - \$499,999.99	2.30%
	\$500,000.00 and over	2.50%

Note. Interest rates are effective as at the date shown but are subject to change.

Important Information:

We try to get things right the first time – but if we don't, we'll do what we can to fix it.

You can fix most problems simply by contacting us.

Write to: CBA Group Customer Relations, Reply Paid 41, Sydney NSW 2001

Tell us online: commbank.com.au/support/compliments-and-complaints.html

Call: 1800 805 605 (free call)

You can also contact the Australian Financial Complaints Authority, AFCA, an independent external dispute resolution body approved by ASIC - time limits may apply, visit AFCA, afca.org.au, website for more information.

Write to: Australian Financial Complaints Authority, GPO Box 3, Melbourne VIC 3001

Email: info@afca.org.au

Call: 1800 931 678, free call Monday to Friday 9am– 5pm, AEST

Important Notice

Changes to cheque access from 3 June 2023

We are phasing out cheque access¹ from 3 June 2023, as follows:

- If you open a new CommBank account from 3 June 2023, cheque access to that new account won't be available. Some exceptions apply².
- If a cheque book was not issued for your account² before 3 June 2023, cheque access to that account won't be available from 3 June 2023.
- From 3 June 2023 replacement cheque books will no longer be issued automatically. To obtain a replacement cheque book, please contact us or visit your nearest branch.
- If you have a joint account listed below³, you will no longer be able to order a replacement cheque book. You can continue to have cheque access to your joint account until all of the cheques in your cheque book are used. Once you've used all the cheques in that cheque book, cheque access will no longer be available for that account from 3 June 2023.
- If you switch from a CommBank account where a cheque book was previously issued, to a new CommBank account, and your cheque book is linked to your new account, you can continue to have cheque access to your new account until all of the cheques in your cheque book are used. Once you've used all the cheques in that cheque book, cheque access will no longer be available from 3 June 2023.
- All account Terms and Conditions will be updated to reflect these changes on 3 June 2023 on commbank.com.au

Using NetBank, the CommBank app or CommBiz (for business and institutional customers), you can manage your money securely online anywhere, anytime and you can access a range of handy features, including:

- Transferring money between your accounts in real-time
- Transferring money to a BSB and Account Number or paying money to someone using PayID
- Setting up a recurring transfer or scheduling a transfer for later
- Paying your bills using PayTo, BPAY[®] or direct debit



For your personal accounts you can also use phone banking to transfer money between your accounts by calling us at 13 2221. For your business accounts you can manage your money securely online anywhere, anytime using NetBank, the CommBank app or CommBiz. For more information visit commbank.com.au/changes-to-cheques

¹ Cheque access means being able to take money out of your account using a cheque from a cheque book issued to you on request and linked to your account, or a cheque obtained by you on request, over the counter in branch.

² Selected business and institutional banking accounts are excluded. Speak with your Relationship Manager, or visit commbank.com.au/changes-to-cheques

³ From 3 June 2023, you will no longer be able to order a replacement cheque book if you have a joint account listed here: Accelerator Cash Account, AwardSaver Account, Cash Investment Account, Cash Management Call Account, Commonwealth Direct Investment Account, Complete Access, Everyday Offset, GoalSaver, NetBank Saver, Pensioner Security Account, Private Bank Account, Smart Access, Streamline Basic, and Youthsaver Account. If you have any other joint account, you can order a replacement cheque book if you contact us or visit your nearest branch.

® Registered to BPAY Pty Ltd ABN 69 079 137 518



Your Statement

Statement 118 (Page 1 of 2)

Account Number 06 7167 16396905

Statement Period 11 May 2023 - 10 Jun 2023

Closing Balance \$21,716.76 CR

Enquiries 13 1998
 (24 hours a day, 7 days a week)



028

MR NICHOLAS DAVID DAY
 30 NORTHAM RD
 WANTIRNA VIC 3152

Direct Investment Account

If this account has an attached overdraft limit or facility and we send you a statement every 4 or 6 months, we will update your statement preference to every 3 months as part of changes made to the new Banking Code of Practice from 1 July 2019.

The Commonwealth Direct Investment Account is the preferred cash account for CommSec investors. You will receive discounted brokerage when you link your CDIA to a CommSec Trading Account, and enjoy the convenience of managing your funds through NetBank and the CommBank app.

Name: NORTHAM ROAD PTY LTD - DAY FAMILY SUPER
 FUND A - C -

Note: Have you checked your statement today? It's easy to find out more information about each of your transactions by logging on to the CommBank App or NetBank. Should you have any questions on fees or see an error please contact us on the details above. Cheque proceeds are available when cleared.


The date of transactions shown here may be different on your other transaction lists (for example, the transaction list that appears on the CommBank app).

Date	Transaction	Debit	Credit	Balance
11 May 2023	OPENING BALANCE			\$20,123.49 CR
12 May	Direct Credit 481471 SuperChoice P/L PC090523-194708605		80.93	\$20,204.42 CR
16 May	Transfer To LOHNER TJ NetBank 1	300.00		\$19,904.42 CR
19 May	Direct Credit 481471 SuperChoice P/L PC150523-179322806		950.23	\$20,854.65 CR
22 May	Direct Credit 361578 QUICKSUPER QUICKSPR3481840470		717.27	\$21,571.92 CR
26 May	Direct Credit 012721 ATO ATO008000017984439		5.07	\$21,576.99 CR
26 May	Direct Credit 481471 SuperChoice P/L PC250523-150596199		79.20	\$21,656.19 CR
01 Jun	Credit Interest		22.46	\$21,678.65 CR
02 Jun	Direct Credit 401507 CBA CASH RES 001296039628		38.11	\$21,716.76 CR
10 Jun 2023	CLOSING BALANCE			\$21,716.76 CR

Opening balance	-	Total debits	+	Total credits	=	Closing balance
\$20,123.49 CR		\$300.00		\$1,893.27		\$21,716.76 CR



*# 9031.16407.1.1 ZZ258R3 0303 SL_R3_S953.D163.O V06.00.36



Your Credit Interest Rate Summary

Date	Balance	Standard Credit Interest Rate (p.a.)
10 Jun	Less than \$10,000.00	0.35%
	\$10,000.00 - \$19,999.99	1.15%
	\$20,000.00 - \$49,999.99	1.35%
	\$50,000.00 - \$99,999.99	1.65%
	\$100,000.00 - \$249,999.99	2.20%
	\$250,000.00 - \$499,999.99	2.50%
	\$500,000.00 and over	2.70%

Note. Interest rates are effective as at the date shown but are subject to change.

Important Information:

We try to get things right the first time – but if we don't, we'll do what we can to fix it.

You can fix most problems simply by contacting us.

Write to: CBA Group Customer Relations, Reply Paid 41, Sydney NSW 2001

Tell us online: commbank.com.au/support/compliments-and-complaints.html

Call: 1800 805 605 (free call)

You can also contact the Australian Financial Complaints Authority, AFCA, an independent external dispute resolution body approved by ASIC - time limits may apply, visit AFCA, afca.org.au, website for more information.

Write to: Australian Financial Complaints Authority, GPO Box 3, Melbourne VIC 3001

Email: info@afca.org.au

Call: 1800 931 678, free call Monday to Friday 9am– 5pm, AEST



028

MR NICHOLAS DAVID DAY
 30 NORTHAM RD
 WANTIRNA VIC 3152

Account Number 06 7167 16396905

Statement Period 11 Jun 2023 - 10 Jul 2023

Closing Balance \$14,098.04 CR

Enquiries 13 1998
 (24 hours a day, 7 days a week)

Direct Investment Account

If this account has an attached overdraft limit or facility and we send you a statement every 4 or 6 months, we will update your statement preference to every 3 months as part of changes made to the new Banking Code of Practice from 1 July 2019.

The Commonwealth Direct Investment Account is the preferred cash account for CommSec investors. You will receive discounted brokerage when you link your CDIA to a CommSec Trading Account, and enjoy the convenience of managing your funds through NetBank and the CommBank app.


Name: NORTHAM ROAD PTY LTD - DAY FAMILY SUPER
 FUND A - C -

Note: Have you checked your statement today? It's easy to find out more information about each of your transactions by logging on to the CommBank App or NetBank. Should you have any questions on fees or see an error please contact us on the details above. Cheque proceeds are available when cleared.


The date of transactions shown here may be different on your other transaction lists (for example, the transaction list that appears on the CommBank app).

Date	Transaction	Debit	Credit	Balance
11 Jun	2023 OPENING BALANCE			\$21,716.76 CR
21 Jun	Direct Credit 361578 QUICKSUPER QUICKSPR3504923969		559.43	\$22,276.19 CR
21 Jun	Direct Credit 481471 SuperChoice P/L PC150623-126299155		950.23	\$23,226.42 CR
30 Jun	TAX OFFICE PAYMENTS NetBank BPAY 75556 001287415401280960 June 2023 PAYG	404.00		\$22,822.42 CR
01 Jul	CREDIT INTEREST EARNED on this account to June 30, 2023 is \$58.37			\$22,847.99 CR
01 Jul	Credit Interest		25.57	\$22,847.99 CR
04 Jul	Direct Debit 062934 COMMSEC SECURITI COMMSEC	8,749.95		\$14,098.04 CR
10 Jul 2023	CLOSING BALANCE			\$14,098.04 CR

Opening balance	-	Total debits	+	Total credits	=	Closing balance
\$21,716.76 CR		\$9,153.95		\$1,535.23		\$14,098.04 CR



16137.25759.1.1.ZZ258R3.0303.SL.R3.S952.D192.OV06.00.36



Your Credit Interest Rate Summary

Date	Balance	Standard Credit Interest Rate (p.a.)
10 Jul	Less than \$10,000.00	0.35%
	\$10,000.00 - \$19,999.99	1.25%
	\$20,000.00 - \$49,999.99	1.45%
	\$50,000.00 - \$99,999.99	1.85%
	\$100,000.00 - \$249,999.99	2.40%
	\$250,000.00 - \$499,999.99	2.70%
	\$500,000.00 and over	3.00%

Note. Interest rates are effective as at the date shown but are subject to change.

Important Information:

We try to get things right the first time – but if we don't, we'll do what we can to fix it.

You can fix most problems simply by contacting us.

Write to: CBA Group Customer Relations, Reply Paid 41, Sydney NSW 2001

Tell us online: commbank.com.au/support/compliments-and-complaints.html

Call: 1800 805 605 (free call)

You can also contact the Australian Financial Complaints Authority, AFCA, an independent external dispute resolution body approved by ASIC - time limits may apply, visit AFCA, afca.org.au, website for more information.

Write to: Australian Financial Complaints Authority, GPO Box 3, Melbourne VIC 3001

Email: info@afca.org.au

Call: 1800 931 678, free call Monday to Friday 9am– 5pm, AEST



SUPER B2B

INVESTMENTS

Financial Year Summary

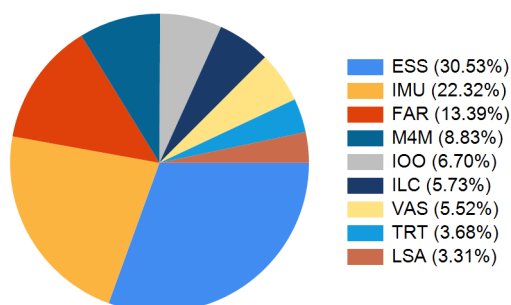
1 JULY 2022 - 30 JUNE 2023



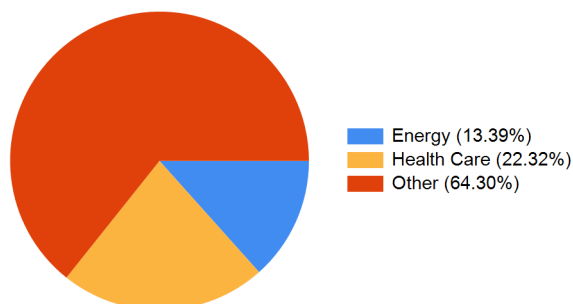
Portfolio Valuation	Account Number	Account Name	Value as at 30 June 2023
Shares	2482486	NORTHAM ROAD PTY LTD <DAY FAMILY SUPER FUND A/C>	\$40,779.59
CDIA	16396905	NORTHAM ROAD PTY LTD <DAY FAMILY SUPER FUND A/C>	\$22,822.42
TOTAL PORTFOLIO VALUE			\$63,602.01

Allocation as at 30 June 2023

Shares in your portfolio



Sectors in your portfolio



Estimated Interest & Dividends

2022-2023 Financial Year

Est. Franked Dividends	\$473.32
Est. Unfranked Dividends	\$82.64
Est. Franking Credits	\$202.88
Est. Interest Received from Interest Rate Securities	\$0.00
Interest Received from Cash Account(s)	\$58.37
TOTAL INCOME	\$614.33

Fees & Charges

2022-2023 Financial Year

Total Brokerage (inc. GST)	\$109.75
Total Subscriptions (inc. GST)	\$0.00
Other Fees (inc. GST)	\$0.00
TOTAL FEES & CHARGES	\$109.75

Financial Year Summary

1 JULY 2022 - 30 JUNE 2023



This statement only provides information for CDIA accounts that have been designated as the settlement account for your Commonwealth Securities Limited Share Trading account as at 30 June. Please refer to NetBank for interest income from all other CBA accounts.

The interest shown is net of any non-resident or TFN withholding tax (if applicable). Please refer to Netbank for bank fees paid on your designated CDIA settlement account in the financial year.

The total brokerage outlined does not include any rebates you may have received over the financial year. Refer to your transaction statement records for this information.

This report only includes an estimate of dividends paid for holdings held with Commonwealth Securities Limited as at the ex-dividend date. For instance, any dividends paid prior to holdings being transferred to Commonwealth Securities Limited are not included.

This statement is an estimated summary document only and it is not intended to replace any document which contains information that may be required for taxation purposes. You should therefore refer to your CHESSE statements, dividend statements, confirmation contract notes and other investment or bank account statements for your records in this regard. This statement may not include information on accounts which have been closed, switched product type, transferred Holder Identification Number (HIN), or switched Participant Identification Number (PID) during the financial year.

This statement is issued by Commonwealth Securities Limited ABN 60 067 254 399 AFSL 238814 (CommSec), a wholly owned but non-guaranteed subsidiary of the Commonwealth Bank of Australia ABN 48 123 123 124 AFSL 234945. CommSec is a Market Participant of ASX Limited and Cboe Australia Pty Limited, a Clearing Participant of ASX Clear Pty Limited and a Settlement Participant of ASX Settlement Pty Limited. Information contained in this statement is believed to be accurate at the time the statement is generated. CBA and its subsidiaries do not accept any liability for any errors or omissions contained in this statement, or any responsibility for any action taken in reliance on this statement. This document contains general information only and does not take into account your individual objectives, financial and taxation situations or needs. Before acting on the information, consider the appropriateness of your own objectives, needs, financial and taxation situation and, if necessary, seek appropriate independent financial and taxation advice. CBA is not a registered tax (financial) adviser under the Tax Agent Services Act 2009. If there are any errors in this statement, please contact us.

Address: Commonwealth Securities Limited, Locked Bag 22, Australia Square NSW 1215 | Phone: 13 15 19 | Website: www.commsec.com.au

If you are not satisfied with the service or advice you receive from us, you are entitled to complain. We have established procedures to ensure that all enquiries and complaints are properly dealt with. Please refer to our Financial Services Guide for more information. If an issue has not been resolved to your satisfaction, you can lodge a complaint with the Australian Financial Complaints Authority. AFCA provides fair and independent financial services complaint resolution that is free to consumers. Website: www.afca.org.au, Telephone: 1800 931 678 (free call), Email: info@afca.org.au, In writing to: Australian Financial Complaints Authority, GPO Box 3, Melbourne VIC 3001.

Portfolio Valuation

30 JUNE 2023



SHARES - 2482486 - HIN 64127454

NORTHAM ROAD PTY LTD <DAY FAMILY SUPER FUND A/C>

Portfolio	Units	Unit Price	Portfolio Value	% of Portfolio
ESS - ESSENTIAL METALS LTD FPO (ORDINARY FULLY PAID)	✓ 30,000	\$0.4150	\$12,450.00	19.57%
FAR - FAR LTD FPO (ORDINARY FULLY PAID)	✓ 6,500	\$0.8400	\$5,460.00	8.58%
ILC - ISHARES S&P/ASX 20 ISHLGECAP (ISHARES S&P/ASX 20 ETF)	✓ 84	\$27.8000	\$2,335.20	3.67%
IMU - IMUGENE LIMITED FPO (ORDINARY FULLY PAID)	✓ 100,000	\$0.0910	\$9,100.00	14.31%
IOO - ISHS GLOBAL 100 ETF ETF UNITS (ISHARES GLOBAL 100 ETF)	✓ 24	\$113.8600	\$2,732.64	4.30%
LSA - LACHLAN STAR LTD FPO (ORDINARY FULLY PAID)	✓ 150,000	\$0.0090	\$1,350.00	2.12%
M4M - MACRO METALS LIMITED FPO (ORDINARY FULLY PAID)	✓ 1,200,000	\$0.0030	\$3,600.00	5.66%
TRT - TODD RIVER RES LTD FPO (ORDINARY FULLY PAID)	✓ 150,000	\$0.0100	\$1,500.00	2.36%
VAS - VNGD AUS SHARES ETF UNITS (VANGUARD AUSTRALIAN SHARES INDEX ETF)	✓ 25	\$90.0700	\$2,251.75	3.54%
		Sub Total	\$40,779.59	64.12%

Cash Accounts	Portfolio Value	% of Portfolio	
CDIA - 06716716396905	\$22,822.42	35.88%	
	TOTAL	\$63,602.01	100.00%

Portfolio Valuation

30 JUNE 2023



This statement only provides information for CDIA accounts that have been designated as the settlement account for your Commonwealth Securities Limited Share Trading account as at 30 June. Please refer to NetBank for interest income from all other CBA accounts.

The interest shown is net of any non-resident or TFN withholding tax (if applicable). Please refer to Netbank for bank fees paid on your designated CDIA settlement account in the financial year.

The total brokerage outlined does not include any rebates you may have received over the financial year. Refer to your transaction statement records for this information.

This report only includes an estimate of dividends paid for holdings held with Commonwealth Securities Limited as at the ex-dividend date. For instance, any dividends paid prior to holdings being transferred to Commonwealth Securities Limited are not included.

This statement is an estimated summary document only and it is not intended to replace any document which contains information that may be required for taxation purposes. You should therefore refer to your CHESS statements, dividend statements, confirmation contract notes and other investment or bank account statements for your records in this regard. This statement may not include information on accounts which have been closed, switched product type, transferred Holder Identification Number (HIN), or switched Participant Identification Number (PID) during the financial year.

This statement is issued by Commonwealth Securities Limited ABN 60 067 254 399 AFSL 238814 (CommSec), a wholly owned but non-guaranteed subsidiary of the Commonwealth Bank of Australia ABN 48 123 123 124 AFSL 234945. CommSec is a Market Participant of ASX Limited and Cboe Australia Pty Limited, a Clearing Participant of ASX Clear Pty Limited and a Settlement Participant of ASX Settlement Pty Limited. Information contained in this statement is believed to be accurate at the time the statement is generated. CBA and its subsidiaries do not accept any liability for any errors or omissions contained in this statement, or any responsibility for any action taken in reliance on this statement. This document contains general information only and does not take into account your individual objectives, financial and taxation situations or needs. Before acting on the information, consider the appropriateness of your own objectives, needs, financial and taxation situation and, if necessary, seek appropriate independent financial and taxation advice. CBA is not a registered tax (financial) adviser under the Tax Agent Services Act 2009. If there are any errors in this statement, please contact us.

Address: Commonwealth Securities Limited, Locked Bag 22, Australia Square NSW 1215 | Phone: 13 15 19 | Website: www.commsec.com.au

If you are not satisfied with the service or advice you receive from us, you are entitled to complain. We have established procedures to ensure that all enquiries and complaints are properly dealt with. Please refer to our Financial Services Guide for more information. If an issue has not been resolved to your satisfaction, you can lodge a complaint with the Australian Financial Complaints Authority. AFCA provides fair and independent financial services complaint resolution that is free to consumers. Website: www.afca.org.au, Telephone: 1800 931 678 (free call), Email: info@afca.org.au, In writing to: Australian Financial Complaints Authority, GPO Box 3, Melbourne VIC 3001.

Transaction Summary

1 JULY 2022 - 30 JUNE 2023



NORTHAM ROAD PTY LTD <DAY FAMILY SUPER FUND A/C>

SHARES - 2482486 - HIN 64127454

Total Buys and Sells	2022 - 2023 Financial Year
Total Buys (inc. Brokerage + GST)	\$19,279.90
Total Sells (inc. Brokerage + GST)	\$7,255.29

CBA - COMMONWEALTH BANK. FPO (ORDINARY FULLY PAID)

Date	Type	Quantity	Unit Price	Trade Value	Brokerage+GST	GST	CNote	Total Value
16-Feb-2023	Sell	-24	\$101.9100	-\$2,445.84	\$19.95	\$1.81	140909716	-\$2,425.89
Sub Total					\$19.95	\$1.81		-\$2,425.89

ESS - ESSENTIAL METALS LTD FPO (ORDINARY FULLY PAID)

Date	Type	Quantity	Unit Price	Trade Value	Brokerage+GST	GST	CNote	Total Value
14-Jul-2022	Buy	30,000	\$.3500	\$10,500.00	\$29.95	\$2.72	135208031	\$10,529.95
Sub Total					\$29.95	\$2.72		\$10,529.95

IMU - IMUGENE LIMITED FPO (ORDINARY FULLY PAID)

Date	Type	Quantity	Unit Price	Trade Value	Brokerage+GST	GST	CNote	Total Value
30-Jun-2023	Buy	90,000	\$.0970	\$8,730.00	\$19.95	\$1.81	144082431	\$8,749.95
Sub Total					\$19.95	\$1.81		\$8,749.95

NAB - NATIONAL AUST. BANK FPO (ORDINARY FULLY PAID)

Date	Type	Quantity	Unit Price	Trade Value	Brokerage+GST	GST	CNote	Total Value
16-Feb-2023	Sell	-90	\$30.2900	-\$2,726.10	\$19.95	\$1.81	140910854	-\$2,706.15
Sub Total					\$19.95	\$1.81		-\$2,706.15

WBC - WESTPAC BANKING CORP FPO (ORDINARY FULLY PAID)

Date	Type	Quantity	Unit Price	Trade Value	Brokerage+GST	GST	CNote	Total Value
16-Feb-2023	Sell	-94	\$22.8000	-\$2,143.20	\$19.95	\$1.81	140910345	-\$2,123.25
Sub Total					\$19.95	\$1.81		-\$2,123.25

Transaction Summary

1 JULY 2022 - 30 JUNE 2023



The transaction summary is only able to display information available to Commonwealth Securities Limited. Certain transactions may not be displayed, including but not limited to transactions made off market such as Initial Public Offerings (IPOs) and Delivery vs Payment Settlements (DvP). Transactions regarding corporate actions or stock transfers are not included and can be found on your statements as issued by the company or the share registry. Transactions for Issuer Sponsored holdings placed outside of this account are not included in this summary. Links to some of the key share registries can be found below:

Computershare (<http://www.computershare.com/au/Pages/default.aspx>)
Link Market Services (<https://investorcentre.linkmarketservices.com.au/Login.aspx/Login>)
Boardroom Limited (<https://boardroomlimited.com.au>)
Security Transfer Registrars (<https://www.securitytransfer.com.au>)
Advanced Share Registry Services (<http://www.advancedshare.com.au/Home.aspx>)

The total brokerage outlined does not include any rebates you may have received over the financial year. Refer to your transaction statement records for this information.

This report only includes an estimate of dividends paid for holdings held with Commonwealth Securities Limited as at the ex-dividend date. For instance, any dividends paid prior to holdings being transferred to Commonwealth Securities Limited are not included.

This statement is an estimated summary document only and it is not intended to replace any document which contains information that may be required for taxation purposes. You should therefore refer to your CHESS statements, dividend statements, confirmation contract notes and other investment or bank account statements for your records in this regard. This statement may not include information on accounts which have been closed, switched product type, transferred Holder Identification Number (HIN), or switched Participant Identification Number (PID) during the financial year.

This statement is issued by Commonwealth Securities Limited ABN 60 067 254 399 AFSL 238814 (CommSec), a wholly owned but non-guaranteed subsidiary of the Commonwealth Bank of Australia ABN 48 123 123 124 AFSL 234945. CommSec is a Market Participant of ASX Limited and Cboe Australia Pty Limited, a Clearing Participant of ASX Clear Pty Limited and a Settlement Participant of ASX Settlement Pty Limited. Information contained in this statement is believed to be accurate at the time the statement is generated. CBA and its subsidiaries do not accept any liability for any errors or omissions contained in this statement, or any responsibility for any action taken in reliance on this statement. This document contains general information only and does not take into account your individual objectives, financial and taxation situations or needs. Before acting on the information, consider the appropriateness of your own objectives, needs, financial and taxation situation and, if necessary, seek appropriate independent financial and taxation advice. CBA is not a registered tax (financial) adviser under the Tax Agent Services Act 2009. If there are any errors in this statement, please contact us.

Address: Commonwealth Securities Limited, Locked Bag 22, Australia Square NSW 1215 | Phone: 13 15 19 | Website: www.commsec.com.au

If you are not satisfied with the service or advice you receive from us, you are entitled to complain. We have established procedures to ensure that all enquiries and complaints are properly dealt with. Please refer to our Financial Services Guide for more information. If an issue has not been resolved to your satisfaction, you can lodge a complaint with the Australian Financial Complaints Authority. AFCA provides fair and independent financial services complaint resolution that is free to consumers. Website: www.afca.org.au, Telephone: 1800 931 678 (free call), Email: info@afca.org.au, In writing to: Australian Financial Complaints Authority, GPO Box 3, Melbourne VIC 3001.

Interest & Estimated Dividend Summary



1 JULY 2022 - 30 JUNE 2023

SHARES - 2482486 - HIN 64127454

NORTHAM ROAD PTY LTD <DAY FAMILY SUPER FUND A/C>

ESTIMATED DIVIDEND SUMMARY

CBA - COMMONWEALTH BANK. FPO (ORDINARY FULLY PAID)

Ex-div date	Payment Date	Type	Dividend per share	Units	Est. Unfranked Amount	Est. Franked Amount	Est. Total Dividend	Est. Franking Credit
17-Aug-2022	29-Sep-2022	Final	\$2.1000	23	\$0.00	\$48.30	\$48.30	\$20.70
Sub Total					\$0.00	\$48.30	\$48.30	\$20.70

ILC - ISHARES S&P/ASX 20 ISHLGECAP (ISHARES S&P/ASX 20 ETF)

Ex-div date	Payment Date	Type	Dividend per share	Units	Est. Unfranked Amount	Est. Franked Amount	Est. Total Dividend	Est. Franking Credit
06-Apr-2023	20-Apr-2023	Interim	\$0.3765	83	\$1.67	\$29.58	\$31.25	\$12.68
06-Jan-2023	18-Jan-2023	Interim	\$0.1706	82	\$2.68	\$11.31	\$13.99	\$4.85
07-Oct-2022	19-Oct-2022	Interim	\$0.6577	80	\$3.15	\$49.46	\$52.62	\$21.20
01-Jul-2022	13-Jul-2022	Final	\$0.6913	78	\$2.11	\$51.81	\$53.92	\$22.20
Sub Total					\$9.61	\$142.16	\$151.78	\$60.93

IOO - ISHS GLOBAL 100 ETF ETF UNITS (ISHARES GLOBAL 100 ETF)

Ex-div date	Payment Date	Type	Dividend per share	Units	Est. Unfranked Amount	Est. Franked Amount	Est. Total Dividend	Est. Franking Credit
21-Dec-2022	05-Jan-2023	Interim	\$0.6193	24	\$14.86	\$0.00	\$14.86	\$0.00
01-Jul-2022	13-Jul-2022	Final	\$1.3154	24	\$31.57	\$0.00	\$31.57	\$0.00
Sub Total					\$46.43	\$0.00	\$46.43	\$0.00

NAB - NATIONAL AUST. BANK FPO (ORDINARY FULLY PAID)

Ex-div date	Payment Date	Type	Dividend per share	Units	Est. Unfranked Amount	Est. Franked Amount	Est. Total Dividend	Est. Franking Credit
15-Nov-2022	14-Dec-2022	Final	\$0.7800	88	\$0.00	\$68.64	\$68.64	\$29.42
11-May-2022	05-Jul-2022	Interim	\$0.7300	86	\$0.00	\$62.78	\$62.78	\$26.91
Sub Total					\$0.00	\$131.42	\$131.42	\$56.33

VAS - VNGD AUS SHARES ETF UNITS (VANGUARD AUSTRALIAN SHARES INDEX ETF)

Ex-div date	Payment Date	Type	Dividend per share	Units	Est. Unfranked Amount	Est. Franked Amount	Est. Total Dividend	Est. Franking Credit
03-Apr-2023	20-Apr-2023	Interim	\$0.5770	25	\$1.88	\$12.54	\$14.42	\$5.38
03-Jan-2023	18-Jan-2023	Interim	\$0.7497	25	\$3.42	\$15.32	\$18.74	\$6.57
03-Oct-2022	18-Oct-2022	Interim	\$1.4506	24	\$3.90	\$30.91	\$34.81	\$13.25
01-Jul-2022	18-Jul-2022	Final	\$2.1595	24	\$17.40	\$34.43	\$51.83	\$14.76
Sub Total					\$26.60	\$93.20	\$119.80	\$39.96

Interest & Estimated Dividend Summary



1 JULY 2022 - 30 JUNE 2023

WBC - WESTPAC BANKING CORP FPO (ORDINARY FULLY PAID)

Ex-div date	Payment Date	Type	Dividend per share	Units	Est. Unfranked Amount	Est. Franked Amount	Est. Total Dividend	Est. Franking Credit
17-Nov-2022	20-Dec-2022	Final	\$0.6400	91	\$0.00	\$58.24	\$58.24	\$24.96
Sub Total					\$0.00	\$58.24	\$58.24	\$24.96
TOTAL					\$82.64	\$473.32	\$555.97	\$202.88

ESTIMATED INTEREST RECEIVED

There are no transactions on this account.

TOTAL	\$0.00
--------------	---------------

INTEREST INCOME SUMMARY

Account	Interest
CDIA - 16396905	\$58.37
TOTAL	\$58.37

Interest & Estimated Dividend Summary



1 JULY 2022 - 30 JUNE 2023

This statement only provides information for CDIA accounts that have been designated as the settlement account for your Commonwealth Securities Limited Share Trading account as at 30 June. Please refer to NetBank for interest income from all other CBA accounts.

The interest shown is net of any non-resident or TFN withholding tax (if applicable). Please refer to Netbank for bank fees paid on your designated CDIA settlement account in the financial year.

(1) This is an estimate prepared by Commonwealth Securities Limited based upon units that you hold in accordance with our records and may not distinguish between cash dividends or dividends reinvested through any particular company's dividend reinvestment plan. Your actual entitlement will be determined by information recorded in the company's share registry at the relevant record dates. Amounts that may have been withheld for failing to provide your tax file number to your share registries are not disclosed on this report.

Dividends are estimated by CommSec based on the total registered Units held on the Record Date of the dividend. The following fields are estimated in accordance with the calculations outlined below:

- (a) Units = Total registered units of security held on the Record Date of the dividend
- (b) Est. Unfranked Amount = Units X Dividend per security X Unfranked %
- (c) Est. Franked Amount = Units X Dividend per security X Franked %
- (d) Est. Franking Credit = (Est. Franked Amount X company tax rate)/(100 - company tax rate)
- (e) Est. Total Dividend = Units x Dividend per security

(2) In order to be eligible to claim the benefit of a franking credit, you must be a 'qualified person'. You will be a qualified person if you satisfy:

One of the specific concessions in the legislation (for example, you are an individual whose total franking credit entitlement for the income year does not exceed \$5,000); and/or
The 45-day rule

The 45-day rule requires that if you are an Australian tax resident shareholder, you must have held the security 'at risk' for at least 45 consecutive days, not including date of purchase and date of sale. Where the 45 day holding requirement has not been satisfied, the 45-day rule may apply to deny the franking credits attached to the dividend received in respect of the particular security. The 45-day rule is complex. You should obtain your own taxation advice to understand how these provisions apply to you.

Please refer to the statements provided by the Share Registry for tax return purposes. These may include details of any foreign tax credits you may be entitled to and breakdown of any trust distribution you may have received.

For details of the components of your ASX listed trust distributions you will need to refer to the Annual Tax Statement issued by the trust manager.

The total brokerage outlined does not include any rebates you may have received over the financial year. Refer to your transaction statement records for this information.

This report only includes an estimate of dividends paid for holdings held with Commonwealth Securities Limited as at the ex-dividend date. For instance, any dividends paid prior to holdings being transferred to Commonwealth Securities Limited are not included.

This statement is an estimated summary document only and it is not intended to replace any document which contains information that may be required for taxation purposes. You should therefore refer to your CHESS statements, dividend statements, confirmation contract notes and other investment or bank account statements for your records in this regard. This statement may not include information on accounts which have been closed, switched product type, transferred Holder Identification Number (HIN), or switched Participant Identification Number (PID) during the financial year.

This statement is issued by Commonwealth Securities Limited ABN 60 067 254 399 AFSL 238814 (CommSec), a wholly owned but non-guaranteed subsidiary of the Commonwealth Bank of Australia ABN 48 123 123 124 AFSL 234945. CommSec is a Market Participant of ASX Limited and Cboe Australia Pty Limited, a Clearing Participant of ASX Clear Pty Limited and a Settlement Participant of ASX Settlement Pty Limited. Information contained in this statement is believed to be accurate at the time the statement is generated. CBA and its subsidiaries do not accept any liability for any errors or omissions contained in this statement, or any responsibility for any action taken in reliance on this statement. This document contains general information only and does not take into account your individual objectives, financial and taxation situations or needs. Before acting on the information, consider the appropriateness of your own objectives, needs, financial and taxation situation and, if necessary, seek appropriate independent financial and taxation advice. CBA is not a registered tax (financial) adviser under the Tax Agent Services Act 2009. If there are any errors in this statement, please contact us.

Address: Commonwealth Securities Limited, Locked Bag 22, Australia Square NSW 1215 | Phone: 13 15 19 | Website: www.commsec.com.au

If you are not satisfied with the service or advice you receive from us, you are entitled to complain. We have established procedures to ensure that all enquiries and complaints are properly dealt with. Please refer to our Financial Services Guide for more information. If an issue has not been resolved to your satisfaction, you can lodge a complaint with the Australian Financial Complaints Authority. AFCA provides fair and independent financial services complaint resolution that is free to consumers. Website: www.afca.org.au, Telephone: 1800 931 678 (free call), Email: info@afca.org.au, In writing to: Australian Financial Complaints Authority, GPO Box 3, Melbourne VIC 3001.

Interest & Estimated Dividend Summary



1 JULY 2022 - 30 JUNE 2023

GLOSSARY

Units	The number of registered securities that you own.
Unit Price	The Portfolio Valuation 'Unit Price' is calculated using a 'Reference' Price provided by the ASX which takes into account an adjustment to determine value at Close of Market if the Security does not trade in the Closing Single Price Auction on the Valuation Date.
Brokerage	The fee or charge that is paid by you when transacting a buy or sell.
Holder Identification Number (HIN)	When you are CHESS sponsored with a Broker you will be issued a unique number, called a HIN. Multiple holdings can be registered under the single HIN. A HIN starts with the letter X and usually followed by 10 numbers, e.g. X0001234567.
Dividend	A dividend is a payment made to shareholders from the company. This payment is a portion of the company's profits. ASX listed companies typically pay dividends twice a year, usually as an 'interim' dividend and a 'final dividend'. From time to time, a company may also pay a 'special' dividend.
Ex-dividend date	The ex-dividend date occurs two business days before the company's Record Date. To be entitled to a dividend a shareholder must have purchased the shares before the ex-dividend date. If you purchase shares on or after that date, the previous owner of the shares (and not you) is entitled to the dividend.
Interim dividend	A dividend paid during the year, usually accompanying a company's interim financial statements.
Final dividend	A dividend paid at the end of a company's financial year, representing a return based on the previous twelve months' financial performance and the future outlook.
Special dividend	A dividend paid by the company outside typical recurring (interim and final) dividend cycle.
Record date	The record date is the date the share registries use in determining who is entitled to a dividend or entitlement associated with a security. Those who held the security in the company and were on the register on the record date are eligible for the entitlement.
Payment date	The date on which a declared dividend is scheduled to be paid.
Unfranked dividend	Dividends which do not carry a franking credit.
Franked dividend	Franked dividends are paid to security holders out of profits on which the company has already paid tax.
Franking /Imputation Credit	A franking credit is your share of tax paid by a company on the profits from which your dividend is paid. They are also known as Imputation Credits.
Total subscription	Total subscription can include, but is not limited to market data and research subscription fees and share trade alerts.
Other fees	Other fees can include, but are not limited to: Off market transfer fees, conditional trading fees, rejection fees, early and late settlement fees, fail fees, SRN query, rebooking fees, cheque payment fee or cheque dishonour fees and the printing and posting of contract notes.
Corporate action (CA)	Any action initiated by the company or corporation, for the purpose of giving an entitlement to shareholders.



SUPER B2B

BORROWINGS



SUPER B2B

**ATO PORTAL
REPORTS**



Income tax 551

Date generated	24 August 2023
Overdue	\$0.00
Not yet due	\$0.00
Balance	\$0.00

Transactions

7 results found - from **01 July 2022** to **24 August 2023** sorted by **processed date** ordered **newest to oldest**

Processed date	Effective date	Description	Debit (DR)	Credit (CR)	Balance
23 May 2023	26 May 2023	EFT refund for Income Tax for the period from 01 Jul 21 to 30 Jun 22	\$5.07		\$0.00
23 May 2023	15 May 2023	Interest for early payment of Income Tax		\$5.07	✓ \$5.07 CR
29 Sep 2022	29 Sep 2022	General interest charge			✓ \$0.00
29 Sep 2022	28 Sep 2022	Payment received		\$906.89	\$0.00
29 Sep 2022	1 Jul 2022	General interest charge			\$906.89 DR
28 Sep 2022	15 May 2023	Tax return Self Man Superfund - Income Tax for the period from 01 Jul 21 to 30 Jun 22	\$286.01		\$906.89 DR
28 Sep 2022	16 May 2022	Tax return Self Man Superfund - Income Tax for the period from 01 Jul 20 to 30 Jun 21	\$620.88		\$620.88 DR

Includes SMSF Levy \$259*2 : \$518



Activity statement 001

Date generated	24 August 2023
Overdue	\$0.00
Not yet due	\$0.00
Balance	\$0.00

Transactions

14 results found - from **01 July 2022** to **24 August 2023** sorted by **processed date** ordered **newest to oldest**

Processed date	Effective date	Description	Debit (DR)	Credit (CR)	Balance
3 Jul 2023	30 Jun 2023	Payment received		\$404.00	\$0.00
26 Jun 2023	28 Jul 2023	Original Activity Statement for the period ending 30 Jun 23 - PAYG Instalments	\$404.00		\$404.00 DR
24 Apr 2023	24 Apr 2023	General interest charge			\$0.00
24 Apr 2023	21 Apr 2023	Payment received		\$410.00	\$0.00
21 Apr 2023	28 Apr 2023	Original Activity Statement for the period ending 31 Mar 23 - PAYG Instalments	\$404.00		\$410.00 DR
3 Apr 2023	3 Apr 2023	General interest charge			\$6.00 DR
20 Mar 2023	17 Mar 2023	Payment received		\$404.00	\$6.00 DR
5 Mar 2023	28 Feb 2023	Original Activity Statement for the period ending 31 Dec 22 - PAYG Instalments	\$410.00		\$410.00 DR
11 Oct 2022	10 Oct 2022	Payment received		\$398.00	\$0.00
10 Oct 2022	28 Oct 2022	Original Activity Statement for the period ending 30 Sep 22 - PAYG Instalments	\$398.00		\$398.00 DR
3 Aug 2022	3 Aug 2022	General interest charge			\$0.00
3 Aug 2022	2 Aug 2022	Payment received		\$390.00	\$0.00


Processed date	Effective date	Description	Debit (DR)	Credit (CR)	Balance
1 Aug 2022	1 Aug 2022	General interest charge			\$390.00 DR
31 Jul 2022	28 Jul 2022	Original Activity Statement for the period ending 30 Jun 22 - PAYG Instalments	\$390.00		\$390.00 DR



Australian Government
Australian Taxation Office

PAYG Instalments report 2023

Tax Agent 25217877
Last Updated 19/08/2023

TFN	Client Name	Quarter 1 (\$)	Quarter 2 (\$)	Quarter 3 (\$)	Quarter 4 (\$)	Total Instalment (\$)	
949515445	THE TRUSTEE FOR DAY FAMILY SUPERANNUATION FUND	398.00	410.00	404.00	404.00	1,616.00	

Total No of Clients: 1



SUPER B2B

CONTRIBUTIONS

Superannuation Payments

SuperB2B Pty Ltd

From 1 July 2022 to 30 June 2023

Due Date	Payment Date	Employee	Contribution Type	Super Fund Name	Sent To Fund	Reference	Amount
28 Oct 2022	15 Jul 2022	Nicholas Day	SGC	Day Family Superannuation Fund	21 Jul 2022	PC150722-162095199	713.33
28 Oct 2022	15 Aug 2022	Nicholas Day	SGC	Day Family Superannuation Fund	19 Aug 2022	PC150822-174823509	713.33
28 Oct 2022	15 Sep 2022	Nicholas Day	SGC	Day Family Superannuation Fund	25 Oct 2022	PC181022-197522060	1,187.12
28 Jan 2023	14 Oct 2022	Nicholas Day	SGC	Day Family Superannuation Fund	25 Oct 2022	PC181022-197522060	950.23
28 Jan 2023	15 Nov 2022	Nicholas Day	SGC	Day Family Superannuation Fund	21 Nov 2022	PC151122-192188519	950.23
28 Jan 2023	15 Dec 2022	Nicholas Day	SGC	Day Family Superannuation Fund	21 Dec 2022	PC151222-192959367	950.23
28 Apr 2023	13 Jan 2023	Nicholas Day	SGC	Day Family Superannuation Fund	19 Jan 2023	PC130123-196124243	950.23
28 Apr 2023	15 Feb 2023	Nicholas Day	SGC	Day Family Superannuation Fund	22 Feb 2023	PC160223-166352337	950.23
28 Apr 2023	15 Mar 2023	Nicholas Day	SGC	Day Family Superannuation Fund	21 Mar 2023	PC150323-155227934	950.23
28 Jul 2023	14 Apr 2023	Nicholas Day	SGC	Day Family Superannuation Fund	22 Apr 2023	PC170423-160498444	950.23
28 Jul 2023	15 May 2023	Nicholas Day	SGC	Day Family Superannuation Fund	19 May 2023	PC150523-179322806	950.23
28 Jul 2023	15 Jun 2023	Nicholas Day	SGC	Day Family Superannuation Fund	21 Jun 2023	PC150623-126299155	950.23
							11,165.85





SUPER B2B

**ROLLOVER
IN & OUT**



SUPER B2B

**INVESTMENTS
REVENUE**

Payment Advice



**Commonwealth
Bank**

ABN 48 123 123 124

All Registry communications to:
Commonwealth Bank of Australia
Locked Bag A14, Sydney South, NSW, 1235
Telephone: 1800 022 440
ASX Code: **CBA**
Email: cba@linkmarketservices.com.au
Website: www.linkmarketservices.com.au

COMMONWEALTH BANK OF AUSTRALIA

ABN: 48 123 123 124

NORTHAM ROAD PTY LTD <DAY FAMILY SUPER FUND A/C>
73 BAYVIEW CRES
THE BASIN VIC
3154

DIVIDEND STATEMENT

Reference No.: X*****7454
Payment Date: 29 September 2022
Record Date: 18 August 2022

Security Description	Dividend Rate per Share	Participating Shares	Unfranked Amount	Franked Amount	Total Payment	Franking Credit
CBA - ORDINARY SHARES	\$2.10	23	\$0.00	\$48.30	\$48.30	\$20.70

Less Withholding Tax \$0.00

Net Amount AUD 48.30

Represented By:
Dividend Reinvestment Plan amount AUD 48.30

DIVIDEND REINVESTMENT PLAN

Cash balance brought forward: \$86.25
Amount available from this payment: \$48.30
Total amount available for reinvestment: \$134.55
Cost of shares allotted at **\$96.44** / share: \$96.44
Number of shares allotted: 1
Cash balance carried forward: \$38.11

HOLDING BALANCE

Total shares after allotment: 24

These shares were allotted under the terms and conditions of the Reinvestment Plan.

Note: The shares after allotment detailed above does not include any ex dividend transactions registered after the ex dividend date or any transactions registered since the record date. Neither the Issuer nor Link Market Services Limited will be liable for any losses incurred by any person who relies on the holding shown without making their own adjustments for any transactions.

FRANKING INFORMATION

Franked Rate per Share \$2.10
Franking Percentage 100%
Company Tax Rate 30%

New Zealand Imputation Credit in NZD

\$2.30

Attached to this dividend is a New Zealand Imputation Credit of NZ\$0.10 per share. The only Commonwealth Bank shareholders who may obtain benefits from the New Zealand Imputation Credits are New Zealand resident taxpayers who meet certain other requirements. If you require further information, we recommend you talk to your tax advisor or the New Zealand Inland Revenue Department.

For the avoidance of doubt, the offer of the Dividend Reinvestment Plan (DRP) to the public in New Zealand is made in compliance with Australian law and any code, rules or other requirements relating to the offer of the DRP in Australia.

The total amount together with the franking credit (if any) should be disclosed as assessable income in your Australian tax return.

Note: You may require this statement for taxation purposes. All investors should seek independent advice relevant to their own particular circumstances.

Please ensure your details are current by viewing and updating via the online service centre.

Payment Advice



**Commonwealth
Bank**

ABN 48 123 123 124

COMMONWEALTH BANK OF AUSTRALIA

ABN: 48 123 123 124

NORTHAM ROAD PTY LTD <DAY FAMILY SUPER FUND A/C>
73 BAYVIEW CRES
THE BASIN VIC
3154

All Registry communications to:
Commonwealth Bank of Australia
Locked Bag A14, Sydney South, NSW, 1235
Telephone: 1800 022 440
ASX Code: **CBA**
Email: cba@linkmarketservices.com.au
Website: www.linkmarketservices.com.au

CAPITAL REPAYMENT STATEMENT

Reference No.: X*****7454
Payment Date: 02 June 2023
Record Date: 28 April 2023

Less Withholding Tax	\$0.00
Net Amount	AUD 0.00
Represented By:	
Direct Credit amount	AUD 38.11

BANKING INSTRUCTIONS

The amount of AUD 38.11 was deposited to the bank account detailed below:

COMMONWEALTH BANK OF AUSTRALIA

NORTHAM ROAD PTY LTD <DAY FAMILY
BSB: 067-167 **ACC:** *****6905

DIRECT CREDIT REFERENCE NO.: 1296039628



**national
australia
bank**

2022 Interim Dividend Statement

— 244733 000 NAB



NORTHAM ROAD PTY LTD
<DAY FAMILY SUPER FUND A/C>
UNIT 2 8 AUGUSTA RD
THE BASIN VIC 3154

Contact our Share Registry

www.investorcentre.com/au

(in Australia) 1300 367 647
(outside Australia) +61 3 9415 4299

Holder Identification Number (HIN)

HIN WITHHELD

Summary of key information

Payment Date	5 July 2022
Record Date	12 May 2022
TFN/ABN status	Quoted
ASX code	NAB

Interim Dividend for the year ending 30 September 2022

The details below represent your participation in National Australia Bank's Dividend Reinvestment Plan (DRP) on shares registered in your name at the record date.

The dividend is 73 cents per ordinary share, franked to 100% at the relevant Australian Corporate Tax Rate of 30%.

Ordinary Shares	Price per Share	Unfranked Amount	Franked Amount	Franking Credit	Shares Allotted
86	\$31.35	\$0.00	\$62.78	\$26.91	2

The allotment of shares issued under the DRP is set out on the reverse side of this statement.

Full details of the Dividend Package is available at www.nab.com.au/dividendpackage

Tax information

Australian resident shareholders

Franked Amount: This should be included in your assessable income.

Franking Credit: This may also need to be included in your assessable income. This amount may be available as a tax offset to reduce your income tax liability.

If you are unsure of the tax treatment of your dividend, please contact your accountant or taxation adviser.

Dividend Summary

86 shares x 73 cents = \$62.78

Dividend Amount

\$62.78

Dividend Reinvestment Plan (DRP)

Residual amount carried forward from 15 December 2021	\$23.43
Dividend amount participating in the DRP	\$62.78
Total amount for reinvestment	\$86.21
2 ordinary share/s allotted @ \$31.35 per share	\$62.70
Residual amount to be carried forward to the next dividend	\$23.51



2022 Final Dividend Statement

044520 000 NAB
NORTHAM ROAD PTY LTD
<DAY FAMILY SUPER FUND A/C>
UNIT 2 8 AUGUSTA RD
THE BASIN VIC 3154

Contact our Share Registry

www.investorcentre.com/au

(in Australia) 1300 367 647
(outside Australia) +61 3 9415 4299

Holder Identification Number (HIN)

HIN WITHHELD

Summary of key information

Payment Date 14 December 2022
Record Date 16 November 2022
TFN/ABN status Quoted
ASX code NAB

Final Dividend for the year ended 30 September 2022

The details below represent your participation in National Australia Bank's Dividend Reinvestment Plan (DRP) on shares registered in your name at the record date.

The dividend is 78 cents per ordinary share, franked to 100% at the relevant Australian Corporate Tax Rate of 30%.

Ordinary Shares	Price per Share	Unfranked Amount	Franked Amount	Franking Credit	Shares Allotted
88	\$31.41	\$0.00	\$68.64	\$29.42	2

The allotment of shares issued under the DRP is set out on the reverse side of this statement.

Full details of the Dividend Package is available at www.nab.com.au/dividendpackage

Tax information

Australian resident shareholders

Franked Amount: This should be included in your assessable income.

Franking Credit: This may also need to be included in your assessable income. This amount may be available as a tax offset to reduce your income tax liability.

New Zealand tax resident shareholders

New Zealand tax law requires us to notify shareholders that New Zealand imputation credits have been attached to this dividend at a rate of NZ\$0.07 per share. These credits are only relevant for shareholders required to file a New Zealand income tax return.

The aggregate of the dividend amount together with the attached New Zealand imputation credits is NZ\$80.92.

If you are unsure of the tax treatment of your dividend, please contact your accountant or taxation adviser.

Dividend Summary

88 shares x 78 cents = \$68.64

Dividend Amount \$68.64

Dividend Reinvestment Plan (DRP)

Residual amount carried forward from 5 July 2022	\$23.51
Dividend amount participating in the DRP	\$68.64
Total amount for reinvestment	\$92.15
2 ordinary share/s allotted @ \$31.41 per share	\$62.82
Residual amount to be carried forward to the next dividend	\$29.33



All registry communications to:

Link Market Services Limited
 Locked Bag A6015, Sydney South NSW 1235
 Telephone (free in Australia): +61 1800 804 255
 ASX Code: WBC
 Email: westpac@linkmarketservices.com.au
 Website: linkmarketservices.com.au



028 050900


NORTHAM ROAD PTY LTD
 <DAY FAMILY SUPER FUND A/C>
 73 BAYVIEW CRES
 THE BASIN VIC 3154

Key details

Payment date: 20 December 2022
Record date: 18 November 2022
SRN/HIN: X*****7454
TFN/ABN status: RECEIVED AND RECORDED

Final dividend statement for the six months ended 30 September 2022
 Dividend Reinvestment Plan (DRP) participant statement

This dividend is 100% franked with Australian franking credits at the company tax rate of 30%.

Description	Participating holding	Dividend rate per share [#]	Unfranked amount	Franked amount	Total amount	Franking credit
Ordinary shares	91	64 cents	\$0.00	\$58.24	\$58.24	\$24.96
Net dividend amount					\$58.24	
***New Zealand Imputation Credit (NZIC)						NZD7.28
Cash balance brought forward from your plan account					\$14.27	
Amount available for reinvestment					\$72.51	
Cash reinvested has been applied to 3 shares at \$23.86 per share					\$71.58	
Cash balance carried forward in your plan account					\$0.93	

[#] The final dividend of 64 cents per share takes into consideration the cost of the Bank Levy which was equivalent to 7 cents per share over 2022. All amounts are in Australian dollars unless otherwise stated.

^{***} Only relevant for New Zealand taxpayers.

DRP Transaction holding statement

Date	Transaction type	Increase	Decrease	Holding balance
18/11/2022	Opening balance			91
20/12/2022	Dividend plan allotment	3		
20/12/2022	Closing balance			94

Note: The 'Opening balance' recorded in the DRP holding statement above may not be the same as the 'participating holding' recorded in the top section of the DRP participant statement, where your participation in the DRP is 'partial'. The closing balance of ordinary shares excludes any trades or transfers since the record date. Neither Westpac Banking Corporation nor Link Market Services Limited will be liable for any losses incurred by any person who relies on the holdings shown without making their own adjustments for any transactions not included.

**Please keep this statement for your tax records.
 It can also be accessed online in Link's Investor Centre, see over for login instructions.**

Update your details online

Information we need from you

We need the following details to administer your holding. If you have not provided these details, or if they have changed, you can update them via Link's Investor Centre.

1	Bank account details Dividend will only be paid directly into an Australian dollar bank account. A dividend payment statement will be provided for each payment.
2	Email address Communication by email means you can be promptly notified of key announcements, when dividend payments are made and when statements can be accessed online.
3	TFN, TFN exemption or ABN Providing your Tax File Number (TFN), TFN exemption code or Australian Business Number (ABN) is optional. However, without these details Westpac may be required to withhold Australian tax, from any dividend that is not 100% franked, at the highest marginal tax rate plus the Medicare levy.

How to update your details/preferences online

1. Log into your Link Portfolio at linkmarketservices.com.au

Click **Payments & Tax** (at the top of the page) and select from the drop-down menu. Select: **Payment instructions**, to update your bank account details; **Tax details**, to update your TFN/ABN; and **Reinvestment Plans**, for Dividend Reinvestment Plan instructions (if applicable).

2. Click **Communications** (at the top of the page) and select from the drop-down menu.

Select: **Preferences**, to update how you would like to receive your information; and **Address details** to update your address.

It is important to note that your Link Portfolio contains a range of other information on your holding including payment history, tax history, forms for updating your details if required and the ability to vote at company meetings. You may also grant read only access to your portfolio to a third party (such as your accountant or tax advisor) which may help in managing your affairs.

If you do not have access to the internet, you can call Link for the relevant forms to update your details. Instructions on where to send the forms is on each form.

Update your details online

1. Go to Link's Investor Centre at linkmarketservices.com.au and select **Investor Login**.
2. Enter your email address and password in **Portfolio Login**.
3. If you do not have a Portfolio*, please set one up by following the instructions below.

*Setting up a Portfolio allows you to manage your holdings across issuers who use Link as their registrar. For security reasons, if your holding is large, you may not be able to update your bank account details, address or other elections online. After logging in to Link's Investor Centre, if you do not have the option to update your details, please complete the relevant forms (available on Link's website or by calling Link) and return them to Link.

How to register a Portfolio

1. Go to Link's Investor Centre at linkmarketservices.com.au and select **Investor Login**.
2. Select **Register Now** at the top of the page.
3. Enter **WBC** in **Issuer Name**.
4. Enter your **HIN/SRN**. This information is available on your holding statement.
5. Enter your **postcode**. If your registered address is overseas, select **Outside Australia** and highlight your country of residence from the drop-down list.
6. Complete the security verification (to help protect against scams).

You can also update your details/preferences, and manage your Link Portfolio, via **the Link Investor Centre** mobile app. Download it from Apple Store or Google Play.

021180 000 100



NORTHAM ROAD PTY LTD
<DAY FAMILY SUPER FUND A/C>
UNIT 2 8 AUGUSTA RD
THE BASIN VIC 3154

Manage your holdings



www.investorcentre.com/au



Computershare Investor Services Pty Limited
GPO Box 2975 Melbourne
Victoria 3001 Australia

Enquiries:



(within Australia) 1300 474 273
(outside Australia) +61 3 9415 4695

Holder Identification Number (HIN)

HIN WITHHELD

Record Date:

4 July 2022

Payment Date:

13 July 2022

iShares Distribution Distribution Reinvestment Plan

ASX	Fund Name	DRP Price (\$)	Units	Cash per Security (\$)	Tax Withheld Amount (\$)	Net Cash for Reinvestment# (\$)	Balance Brought Forward (\$)	Number of Units Allotted	Cash Carried Forward (\$)	
I00	iShares Global 100 ETF	92.648972	24	1.31536608	0.00	31.57	36.03	0	67.60	
ILC	iShares S&P/ASX 20 ETF	25.534390	78	0.69127110	0.00	53.92	16.03	2	18.88	
Total						0.00	85.49	52.06	2	86.48

#To calculate net cash available for reinvestment, multiply units available for DRP by cash per security & subtract any applicable tax withheld

Please refer to the following guide for a description of how the DRP plan operates:

<https://www.blackrock.com/au/individual/literature/dividends/ishares-etf-distribution-reinvestment-plan-australian-funds-en-au.pdf>

Note 1: You should refer to the iShares tax booklet for Australian domiciled iShares ETFs at www.blackrock.com/au for more tax related information. Please retain this statement in a safe place as a charge may be levied for a replacement.

Note 2: If you require a payment to be re-issued, you may be charged an administrative fee which will be deducted from your payment. Fees are applicable to certain types of payments valued at over \$100 AU.

IT'S TIME TO THINK SUSTAINABLY.

Expect more from iShares ESG ETFs. Turn over to learn more.



AIM TO DO GOOD BY THE PLANET AND YOUR BOTTOM LINE

Build a portfolio for the long term.

iShares ESG ETFs can provide access to companies with a more sustainable approach and better positioned to grow.

Not all Sustainable ETFs are created equal.

Find out why at blackrock.com/au/isharesesg



iShares[®]
by BlackRock

For illustrative purposes only. This is not a recommendation to invest in any particular financial product. No part of this material may be reproduced or distributed in any manner without the prior written permission of BIMAL.

Issued by BlackRock Investment Management (Australia) Limited ABN 13 006 165 975, AFSL 230 523 (BIMAL). This material provides general information only and does not take into account your individual objectives, financial situation, needs or circumstances. Before making any investment decision, you should assess whether the material is appropriate for you and obtain financial advice tailored to you having regard to your individual objectives, financial situation, needs and circumstances. Refer to BIMAL's Financial Services Guide on its website for more information. This material is not a financial product recommendation or an offer or solicitation with respect to the purchase or sale of any financial product in any jurisdiction.

BIMAL is the responsible entity and issuer of units in the Australian domiciled managed investment schemes referred to in this material, including the Australian domiciled iShares ETFs. Any potential investor should consider the latest product disclosure statement (PDS) before deciding whether to acquire, or continue to hold, an investment in any BlackRock fund. BlackRock has also issued a target market determination (TMD) that describes the class of consumers that comprises the target market for each BlackRock fund and matters relevant to their distribution and review. The PDS and the TMD can be obtained by contacting the BIMAL Client Services Centre on 1300 366 100. In some instances the PDS and the TMD are also available on the BIMAL website at www.blackrock.com/au. An iShares ETF is not sponsored, endorsed, issued, sold or promoted by the provider of the index which a particular iShares ETF seeks to track. No index provider makes any representation regarding the advisability of investing in the iShares ETFs. Further information on the index providers can be found in the BIMAL website terms and conditions at www.blackrock.com/au.

Any investment is subject to investment risk, including delays on the payment of withdrawal proceeds and the loss of income or the principal invested. While any forecasts, estimates and opinions in this material are made on a reasonable basis, actual future results and operations may differ materially from the forecasts, estimates and opinions set out in this material. No guarantee as to the repayment of capital or the performance of any product or rate of return referred to in this material is made by BIMAL or any entity in the BlackRock group of companies.

© 2022 BlackRock, Inc. All Rights reserved. BLACKROCK, BLACKROCK SOLUTIONS, iSHARES and the stylised i logo are registered and unregistered trademarks of BlackRock, Inc. or its subsidiaries in the United States and elsewhere. All other trademarks are those of their respective owners.

006013 000 ILC



NORTHAM ROAD PTY LTD
<DAY FAMILY SUPER FUND A/C>
UNIT 2 8 AUGUSTA RD
THE BASIN VIC 3154

Manage your holdings



www.investorcentre.com/au



Computershare Investor Services Pty Limited
GPO Box 2975 Melbourne
Victoria 3001 Australia

Enquiries:



(within Australia) 1300 474 273
(outside Australia) +61 3 9415 4695

Holder Identification Number (HIN)

HIN WITHHELD

Record Date: **10 October 2022**

Payment Date: **19 October 2022**

iShares Distribution Distribution Reinvestment Plan

ASX	Fund Name	DRP Price (\$)	Units	Cash per Security (\$)	Tax Withheld Amount (\$)	Net Cash for Reinvestment# (\$)	Balance Brought Forward (\$)	Number of Units Allotted	Cash Carried Forward (\$)	
ILC	iShares S&P/ASX 20 ETF	26.271249	80	0.65771102	0.00	52.62	18.88	2	18.96	
					Total	0.00	52.62	18.88	2	18.96

#To calculate net cash available for reinvestment, multiply units available for DRP by cash per security & subtract any applicable tax withheld

Please refer to the following guide for a description of how the DRP plan operates:

<https://www.blackrock.com/au/individual/literature/dividends/ishares-etf-distribution-reinvestment-plan-australian-funds-en-au.pdf>

Note 1: You should refer to the iShares tax booklet for Australian domiciled iShares ETFs at www.blackrock.com/au for more tax related information. Please retain this statement in a safe place as a charge may be levied for a replacement.

Note 2: If you require a payment to be re-issued, you may be charged an administrative fee which will be deducted from your payment. Fees are applicable to certain types of payments valued at over \$100 AU.

IT'S TIME TO THINK SUSTAINABLY.

Expect more from iShares ESG ETFs. Turn over to learn more.



AIM TO DO GOOD BY THE PLANET AND YOUR BOTTOM LINE

Build a portfolio for the long term.

iShares ESG ETFs can provide access to companies with a more sustainable approach and better positioned to grow.

Not all Sustainable ETFs are created equal.

Find out why at blackrock.com/au/isharesesg



iShares[®]
by BlackRock

For illustrative purposes only. This is not a recommendation to invest in any particular financial product. No part of this material may be reproduced or distributed in any manner without the prior written permission of BIMAL.

Issued by BlackRock Investment Management (Australia) Limited ABN 13 006 165 975, AFSL 230 523 (BIMAL). This material provides general information only and does not take into account your individual objectives, financial situation, needs or circumstances. Before making any investment decision, you should assess whether the material is appropriate for you and obtain financial advice tailored to you having regard to your individual objectives, financial situation, needs and circumstances. Refer to BIMAL's Financial Services Guide on its website for more information. This material is not a financial product recommendation or an offer or solicitation with respect to the purchase or sale of any financial product in any jurisdiction.

BIMAL is the responsible entity and issuer of units in the Australian domiciled managed investment schemes referred to in this material, including the Australian domiciled iShares ETFs. Any potential investor should consider the latest product disclosure statement (PDS) before deciding whether to acquire, or continue to hold, an investment in any BlackRock fund. BlackRock has also issued a target market determination (TMD) that describes the class of consumers that comprises the target market for each BlackRock fund and matters relevant to their distribution and review. The PDS and the TMD can be obtained by contacting the BIMAL Client Services Centre on 1300 366 100. In some instances the PDS and the TMD are also available on the BIMAL website at www.blackrock.com/au. An iShares ETF is not sponsored, endorsed, issued, sold or promoted by the provider of the index which a particular iShares ETF seeks to track. No index provider makes any representation regarding the advisability of investing in the iShares ETFs. Further information on the index providers can be found in the BIMAL website terms and conditions at www.blackrock.com/au.

Any investment is subject to investment risk, including delays on the payment of withdrawal proceeds and the loss of income or the principal invested. While any forecasts, estimates and opinions in this material are made on a reasonable basis, actual future results and operations may differ materially from the forecasts, estimates and opinions set out in this material. No guarantee as to the repayment of capital or the performance of any product or rate of return referred to in this material is made by BIMAL or any entity in the BlackRock group of companies.

© 2022 BlackRock, Inc. All Rights reserved. BLACKROCK, BLACKROCK SOLUTIONS, iSHARES and the stylised i logo are registered and unregistered trademarks of BlackRock, Inc. or its subsidiaries in the United States and elsewhere. All other trademarks are those of their respective owners.

006880 000 ILC



NORTHAM ROAD PTY LTD
<DAY FAMILY SUPER FUND A/C>
73 BAYVIEW CRES
THE BASIN VIC 3154

Manage your holdings



www.investorcentre.com/au



Computershare Investor Services Pty Limited
GPO Box 2975 Melbourne
Victoria 3001 Australia

Enquiries:



(within Australia) 1300 474 273
(outside Australia) +61 3 9415 4695

Holder Identification Number (HIN)

HIN WITHHELD

Record Date:

9 January 2023

Payment Date:

18 January 2023

iShares Distribution Distribution Reinvestment Plan

ASX	Fund Name	DRP Price (\$)	Units	Cash per Security (\$)	Tax Withheld Amount (\$)	Net Cash for Reinvestment# (\$)	Balance Brought Forward (\$)	Number of Units Allotted	Cash Carried Forward (\$)	
ILC	iShares S&P/ASX 20 ETF	27.327821	82	0.17063019	0.00	13.99	18.96	1	5.62	
					Total	0.00	13.99	18.96	1	5.62

#To calculate net cash available for reinvestment, multiply units available for DRP by cash per security & subtract any applicable tax withheld

Please refer to the following guide for a description of how the DRP plan operates:

<https://www.blackrock.com/au/individual/literature/dividends/ishares-etf-distribution-reinvestment-plan-australian-funds-en-au.pdf>

Note 1: You should refer to the iShares tax booklet for Australian domiciled iShares ETFs at www.blackrock.com/au for more tax related information. Please retain this statement in a safe place as a charge may be levied for a replacement.

Note 2: If you require a payment to be re-issued, you may be charged an administrative fee which will be deducted from your payment. Fees are applicable to certain types of payments valued at over \$100 AU.

IT'S TIME TO THINK SUSTAINABLY.

Expect more from iShares ESG ETFs. Turn over to learn more.



AIM TO DO GOOD BY THE PLANET AND YOUR BOTTOM LINE

Build a portfolio for the long term.

iShares ESG ETFs can provide access to companies with a more sustainable approach and better positioned to grow.

Not all Sustainable ETFs are created equal.

Find out why at blackrock.com/au/isharesesg



iShares
by BlackRock

For illustrative purposes only. This is not a recommendation to invest in any particular financial product. No part of this material may be reproduced or distributed in any manner without the prior written permission of BIMAL.

Issued by BlackRock Investment Management (Australia) Limited ABN 13 006 165 975, AFSL 230 523 (BIMAL). This material provides general information only and does not take into account your individual objectives, financial situation, needs or circumstances. Before making any investment decision, you should assess whether the material is appropriate for you and obtain financial advice tailored to you having regard to your individual objectives, financial situation, needs and circumstances. Refer to BIMAL's Financial Services Guide on its website for more information. This material is not a financial product recommendation or an offer or solicitation with respect to the purchase or sale of any financial product in any jurisdiction.

BIMAL is the responsible entity and issuer of units in the Australian domiciled managed investment schemes referred to in this material, including the Australian domiciled iShares ETFs. Any potential investor should consider the latest product disclosure statement (PDS) before deciding whether to acquire, or continue to hold, an investment in any BlackRock fund. BlackRock has also issued a target market determination (TMD) that describes the class of consumers that comprises the target market for each BlackRock fund and matters relevant to their distribution and review. The PDS and the TMD can be obtained by contacting the BIMAL Client Services Centre on 1300 366 100. In some instances the PDS and the TMD are also available on the BIMAL website at www.blackrock.com/au. An iShares ETF is not sponsored, endorsed, issued, sold or promoted by the provider of the index which a particular iShares ETF seeks to track. No index provider makes any representation regarding the advisability of investing in the iShares ETFs. Further information on the index providers can be found in the BIMAL website terms and conditions at www.blackrock.com/au.

Any investment is subject to investment risk, including delays on the payment of withdrawal proceeds and the loss of income or the principal invested. While any forecasts, estimates and opinions in this material are made on a reasonable basis, actual future results and operations may differ materially from the forecasts, estimates and opinions set out in this material. No guarantee as to the repayment of capital or the performance of any product or rate of return referred to in this material is made by BIMAL or any entity in the BlackRock group of companies.

© 2022 BlackRock, Inc. All Rights reserved. BLACKROCK, BLACKROCK SOLUTIONS, iSHARES and the stylised i logo are registered and unregistered trademarks of BlackRock, Inc. or its subsidiaries in the United States and elsewhere. All other trademarks are those of their respective owners.

006109 000 ILC



NORTHAM ROAD PTY LTD
<DAY FAMILY SUPER FUND A/C>
73 BAYVIEW CRES
THE BASIN VIC 3154

Manage your holdings



www.investorcentre.com/au



Computershare Investor Services Pty Limited
GPO Box 2975 Melbourne
Victoria 3001 Australia

Enquiries:



(within Australia) 1300 474 273
(outside Australia) +61 3 9415 4695

Holder Identification Number (HIN)

HIN WITHHELD

Record Date:

11 April 2023

Payment Date:

20 April 2023

iShares Distribution Distribution Reinvestment Plan

ASX	Fund Name	DRP Price (\$)	Units	Cash per Security (\$)	Tax Withheld Amount (\$)	Net Cash for Reinvestment# (\$)	Balance Brought Forward (\$)	Number of Units Allotted	Cash Carried Forward (\$)	
ILC	iShares S&P/ASX 20 ETF	27.880496	83	0.37649213	0.00	31.25	5.62	1	8.99	
					Total	0.00	31.25	5.62	1	8.99

#To calculate net cash available for reinvestment, multiply units available for DRP by cash per security & subtract any applicable tax withheld

Please refer to the following guide for a description of how the DRP plan operates:

<https://www.blackrock.com/au/individual/literature/dividends/ishares-etf-distribution-reinvestment-plan-australian-funds-en-au.pdf>

Note 1: You should refer to the iShares tax booklet for Australian domiciled iShares ETFs at www.blackrock.com/au for more tax related information. Please retain this statement in a safe place as a charge may be levied for a replacement.

Note 2: If you require a payment to be re-issued, you may be charged an administrative fee which will be deducted from your payment. Fees are applicable to certain types of payments valued at over \$100 AU.

IT'S TIME TO THINK SUSTAINABLY.

Expect more from iShares ESG ETFs. Turn over to learn more.



AIM TO DO GOOD BY THE PLANET AND YOUR BOTTOM LINE

Build a portfolio for the long term.

iShares ESG ETFs can provide access to companies with a more sustainable approach and better positioned to grow.

Not all Sustainable ETFs are created equal.

Find out why at blackrock.com/au/isharesesg



iShares[®]
by BlackRock

For illustrative purposes only. This is not a recommendation to invest in any particular financial product. No part of this material may be reproduced or distributed in any manner without the prior written permission of BIMAL.

Issued by BlackRock Investment Management (Australia) Limited ABN 13 006 165 975, AFSL 230 523 (BIMAL). This material provides general information only and does not take into account your individual objectives, financial situation, needs or circumstances. Before making any investment decision, you should assess whether the material is appropriate for you and obtain financial advice tailored to you having regard to your individual objectives, financial situation, needs and circumstances. Refer to BIMAL's Financial Services Guide on its website for more information. This material is not a financial product recommendation or an offer or solicitation with respect to the purchase or sale of any financial product in any jurisdiction.

BIMAL is the responsible entity and issuer of units in the Australian domiciled managed investment schemes referred to in this material, including the Australian domiciled iShares ETFs. Any potential investor should consider the latest product disclosure statement (PDS) before deciding whether to acquire, or continue to hold, an investment in any BlackRock fund. BlackRock has also issued a target market determination (TMD) that describes the class of consumers that comprises the target market for each BlackRock fund and matters relevant to their distribution and review. The PDS and the TMD can be obtained by contacting the BIMAL Client Services Centre on 1300 366 100. In some instances the PDS and the TMD are also available on the BIMAL website at www.blackrock.com/au. An iShares ETF is not sponsored, endorsed, issued, sold or promoted by the provider of the index which a particular iShares ETF seeks to track. No index provider makes any representation regarding the advisability of investing in the iShares ETFs. Further information on the index providers can be found in the BIMAL website terms and conditions at www.blackrock.com/au.

Any investment is subject to investment risk, including delays on the payment of withdrawal proceeds and the loss of income or the principal invested. While any forecasts, estimates and opinions in this material are made on a reasonable basis, actual future results and operations may differ materially from the forecasts, estimates and opinions set out in this material. No guarantee as to the repayment of capital or the performance of any product or rate of return referred to in this material is made by BIMAL or any entity in the BlackRock group of companies.

© 2022 BlackRock, Inc. All Rights reserved. BLACKROCK, BLACKROCK SOLUTIONS, iSHARES and the stylised i logo are registered and unregistered trademarks of BlackRock, Inc. or its subsidiaries in the United States and elsewhere. All other trademarks are those of their respective owners.

021267 000 100



NORTHAM ROAD PTY LTD
<DAY FAMILY SUPER FUND A/C>
73 BAYVIEW CRES
THE BASIN VIC 3154

Manage your holdings



www.investorcentre.com/au



Computershare Investor Services Pty Limited
GPO Box 2975 Melbourne
Victoria 3001 Australia

Enquiries:



(within Australia) 1300 474 273
(outside Australia) +61 3 9415 4695

Holder Identification Number (HIN)

HIN WITHHELD

Record Date:

4 July 2023

Payment Date:

13 July 2023

iShares Distribution Distribution Reinvestment Plan

ASX	Fund Name	DRP Price (\$)	Units	Cash per Security (\$)	Tax Withheld Amount (\$)	Net Cash for Reinvestment# (\$)	Balance Brought Forward (\$)	Number of Units Allotted	Cash Carried Forward (\$)	
ILC	iShares S&P/ASX 20 ETF	27.677473	84	0.11174933	0.00	9.39	8.99	0	18.38	
IOO	iShares Global 100 ETF	113.184964	24	1.43936450	0.00	34.54	82.46	1	3.82	
Total						0.00	43.93	91.45	1	22.20

#To calculate net cash available for reinvestment, multiply units available for DRP by cash per security & subtract any applicable tax withheld

Please refer to the following guide for a description of how the DRP plan operates:

<https://www.blackrock.com/au/individual/literature/dividends/ishares-etf-distribution-reinvestment-plan-australian-funds-en-au.pdf>

Note 1: You should refer to the iShares tax booklet for Australian domiciled iShares ETFs at www.blackrock.com/au for more tax related information. Please retain this statement in a safe place as a charge may be levied for a replacement.

Note 2: If you require a payment to be re-issued, you may be charged an administrative fee which will be deducted from your payment. Fees are applicable to certain types of payments valued at over \$100 AU.

IT'S TIME TO THINK SUSTAINABLY.

Expect more from iShares ESG ETFs. Turn over to learn more.



AIM TO DO GOOD BY THE PLANET AND YOUR BOTTOM LINE

Build a portfolio for the long term.

iShares ESG ETFs can provide access to companies with a more sustainable approach and better positioned to grow.

Not all Sustainable ETFs are created equal.

Find out why at blackrock.com/au/isharesesg



iShares[®]
by BlackRock

For illustrative purposes only. This is not a recommendation to invest in any particular financial product. No part of this material may be reproduced or distributed in any manner without the prior written permission of BIMAL.

Issued by BlackRock Investment Management (Australia) Limited ABN 13 006 165 975, AFSL 230 523 (BIMAL). This material provides general information only and does not take into account your individual objectives, financial situation, needs or circumstances. Before making any investment decision, you should assess whether the material is appropriate for you and obtain financial advice tailored to you having regard to your individual objectives, financial situation, needs and circumstances. Refer to BIMAL's Financial Services Guide on its website for more information. This material is not a financial product recommendation or an offer or solicitation with respect to the purchase or sale of any financial product in any jurisdiction.

BIMAL is the responsible entity and issuer of units in the Australian domiciled managed investment schemes referred to in this material, including the Australian domiciled iShares ETFs. Any potential investor should consider the latest product disclosure statement (PDS) before deciding whether to acquire, or continue to hold, an investment in any BlackRock fund. BlackRock has also issued a target market determination (TMD) that describes the class of consumers that comprises the target market for each BlackRock fund and matters relevant to their distribution and review. The PDS and the TMD can be obtained by contacting the BIMAL Client Services Centre on 1300 366 100. In some instances the PDS and the TMD are also available on the BIMAL website at www.blackrock.com/au. An iShares ETF is not sponsored, endorsed, issued, sold or promoted by the provider of the index which a particular iShares ETF seeks to track. No index provider makes any representation regarding the advisability of investing in the iShares ETFs. Further information on the index providers can be found in the BIMAL website terms and conditions at www.blackrock.com/au.

Any investment is subject to investment risk, including delays on the payment of withdrawal proceeds and the loss of income or the principal invested. While any forecasts, estimates and opinions in this material are made on a reasonable basis, actual future results and operations may differ materially from the forecasts, estimates and opinions set out in this material. No guarantee as to the repayment of capital or the performance of any product or rate of return referred to in this material is made by BIMAL or any entity in the BlackRock group of companies.

© 2022 BlackRock, Inc. All Rights reserved. BLACKROCK, BLACKROCK SOLUTIONS, iSHARES and the stylised i logo are registered and unregistered trademarks of BlackRock, Inc. or its subsidiaries in the United States and elsewhere. All other trademarks are those of their respective owners.

036014 000 ILC



NORTHAM ROAD PTY LTD
<DAY FAMILY SUPER FUND A/C>
73 BAYVIEW CRES
THE BASIN VIC 3154

TFN/ABN Status: Quoted
Holder Identification Number (HIN)

HIN WITHHELD

ATTRIBUTION MANAGED INVESTMENT TRUST MEMBER ANNUAL TAX STATEMENT FOR YEAR ENDED 30 JUNE 2023

The following tax return items are valid for Australian resident individual unitholders only.

PART A – SUMMARY OF 2023 TAX RETURN (SUPPLEMENTARY SECTION) ITEMS

Item	Tax Return Label	Tax Attribution Amount
Share of non-primary production income	13U	\$8.62
Franked distributions from trusts	13C	\$140.84
Share of franking credits from franked dividends	13Q	\$44.01
Share of credit for TFN amounts withheld	13R	\$0.00
Share of credit for foreign resident withholding amounts	13A	\$0.00
Net capital gain	18A	\$0.00
Total current year capital gains	18H	\$0.00
Assessable foreign source income	20E	\$0.34
Other net foreign source income	20M	\$0.34
Foreign income tax offset	20O	\$0.00

PART B – COMPONENTS OF DISTRIBUTION

Item	Cash Distribution	Tax Paid/Offsets	Tax Attribution
Australian income			
Unfranked distributions			\$2.39
Unfranked CFI distributions			\$5.94
Interest (subject to non resident WHT)			\$0.10
Interest (not subject to non resident WHT)			\$0.00
Other income - clean building MIT income			\$0.00
Other income - excluded from NCMI			\$0.00
Other income - NCMI			\$0.19
Other income			\$0.00
Non primary production income			\$8.62
Franked distributions		\$44.01	\$140.84
Capital gains			
Discounted capital gains TAP - clean building MIT income			\$0.00
Discounted capital gains TAP - excluded from NCMI			\$0.00
Discounted capital gains TAP - NCMI			\$0.00
Discounted capital gains TAP			\$0.00
Discounted capital gains NTAP			\$0.00
Capital gains – other method TAP - clean building MIT income			\$0.00
Capital gains – other method TAP - excluded from NCMI			\$0.00
Capital gains – other method TAP - NCMI			\$0.00
Capital gains – other method TAP			\$0.00
Capital gains – other method NTAP			\$0.00
Net capital gain			\$0.00
AMIT CGT gross up amount			\$0.00
Total current year capital gains			\$0.00
Foreign income			
Assessable foreign source income		\$0.00	\$0.34
Other non-assessable amounts			
Non-assessable non-exempt amount			\$10.40
Gross amount	\$107.25		\$160.20
AMIT cost base net amount - excess (reduce cost base)		AMIT : \$10.40 - \$8.94 : \$1.46	\$0.00
AMIT cost base net amount - shortfall (increase cost base)			\$8.94
Less TFN amounts withheld	\$0.00		
Less non-resident withholding tax			
- Interest / dividend amounts withheld	\$0.00		
- Fund payment amounts withheld	\$0.00		
Net cash distribution	\$107.25		

To assist you in completing your tax return, you may refer to the iShares tax booklet available here:

<https://www.blackrock.com/au/individual/literature/tax-information/australian-tax-booklet-for-australian-domiciled-ishares-etfs-en-au.pdf>

021180 000 100



NORTHAM ROAD PTY LTD
<DAY FAMILY SUPER FUND A/C>
UNIT 2 8 AUGUSTA RD
THE BASIN VIC 3154

Manage your holdings



www.investorcentre.com/au



Computershare Investor Services Pty Limited
GPO Box 2975 Melbourne
Victoria 3001 Australia

Enquiries:



(within Australia) 1300 474 273
(outside Australia) +61 3 9415 4695

Holder Identification Number (HIN)

HIN WITHHELD

Record Date:

4 July 2022

Payment Date:

13 July 2022

iShares Distribution Distribution Reinvestment Plan

ASX	Fund Name	DRP Price (\$)	Units	Cash per Security (\$)	Tax Withheld Amount (\$)	Net Cash for Reinvestment# (\$)	Balance Brought Forward (\$)	Number of Units Allotted	Cash Carried Forward (\$)	
I00	iShares Global 100 ETF	92.648972	24	1.31536608	0.00	31.57	36.03	0	67.60	
ILC	iShares S&P/ASX 20 ETF	25.534390	78	0.69127110	0.00	53.92	16.03	2	18.88	
Total						0.00	85.49	52.06	2	86.48

#To calculate net cash available for reinvestment, multiply units available for DRP by cash per security & subtract any applicable tax withheld

Please refer to the following guide for a description of how the DRP plan operates:

<https://www.blackrock.com/au/individual/literature/dividends/ishares-etf-distribution-reinvestment-plan-australian-funds-en-au.pdf>

Note 1: You should refer to the iShares tax booklet for Australian domiciled iShares ETFs at www.blackrock.com/au for more tax related information. Please retain this statement in a safe place as a charge may be levied for a replacement.

Note 2: If you require a payment to be re-issued, you may be charged an administrative fee which will be deducted from your payment. Fees are applicable to certain types of payments valued at over \$100 AU.

IT'S TIME TO THINK SUSTAINABLY.

Expect more from iShares ESG ETFs. Turn over to learn more.



AIM TO DO GOOD BY THE PLANET AND YOUR BOTTOM LINE

Build a portfolio for the long term.

iShares ESG ETFs can provide access to companies with a more sustainable approach and better positioned to grow.

Not all Sustainable ETFs are created equal.

Find out why at blackrock.com/au/isharesesg



iShares[®]
by BlackRock

For illustrative purposes only. This is not a recommendation to invest in any particular financial product. No part of this material may be reproduced or distributed in any manner without the prior written permission of BIMAL.

Issued by BlackRock Investment Management (Australia) Limited ABN 13 006 165 975, AFSL 230 523 (BIMAL). This material provides general information only and does not take into account your individual objectives, financial situation, needs or circumstances. Before making any investment decision, you should assess whether the material is appropriate for you and obtain financial advice tailored to you having regard to your individual objectives, financial situation, needs and circumstances. Refer to BIMAL's Financial Services Guide on its website for more information. This material is not a financial product recommendation or an offer or solicitation with respect to the purchase or sale of any financial product in any jurisdiction.

BIMAL is the responsible entity and issuer of units in the Australian domiciled managed investment schemes referred to in this material, including the Australian domiciled iShares ETFs. Any potential investor should consider the latest product disclosure statement (PDS) before deciding whether to acquire, or continue to hold, an investment in any BlackRock fund. BlackRock has also issued a target market determination (TMD) that describes the class of consumers that comprises the target market for each BlackRock fund and matters relevant to their distribution and review. The PDS and the TMD can be obtained by contacting the BIMAL Client Services Centre on 1300 366 100. In some instances the PDS and the TMD are also available on the BIMAL website at www.blackrock.com/au. An iShares ETF is not sponsored, endorsed, issued, sold or promoted by the provider of the index which a particular iShares ETF seeks to track. No index provider makes any representation regarding the advisability of investing in the iShares ETFs. Further information on the index providers can be found in the BIMAL website terms and conditions at www.blackrock.com/au.

Any investment is subject to investment risk, including delays on the payment of withdrawal proceeds and the loss of income or the principal invested. While any forecasts, estimates and opinions in this material are made on a reasonable basis, actual future results and operations may differ materially from the forecasts, estimates and opinions set out in this material. No guarantee as to the repayment of capital or the performance of any product or rate of return referred to in this material is made by BIMAL or any entity in the BlackRock group of companies.

© 2022 BlackRock, Inc. All Rights reserved. BLACKROCK, BLACKROCK SOLUTIONS, iSHARES and the stylised i logo are registered and unregistered trademarks of BlackRock, Inc. or its subsidiaries in the United States and elsewhere. All other trademarks are those of their respective owners.

016003 000 100



NORTHAM ROAD PTY LTD
<DAY FAMILY SUPER FUND A/C>
73 BAYVIEW CRES
THE BASIN VIC 3154

Manage your holdings



www.investorcentre.com/au



Computershare Investor Services Pty Limited
GPO Box 2975 Melbourne
Victoria 3001 Australia

Enquiries:



(within Australia) 1300 474 273
(outside Australia) +61 3 9415 4695

Holder Identification Number (HIN)

HIN WITHHELD

Record Date:

22 December 2022

Payment Date:

5 January 2023

iShares Distribution Distribution Reinvestment Plan

ASX	Fund Name	DRP Price (\$)	Units	Cash per Security (\$)	Tax Withheld Amount (\$)	Net Cash for Reinvestment# (\$)	Balance Brought Forward (\$)	Number of Units Allotted	Cash Carried Forward (\$)	
I00	iShares Global 100 ETF	95.465859	24	0.61927851	0.00	14.86	67.60	0	82.46	
					Total	0.00	14.86	67.60	0	82.46

#To calculate net cash available for reinvestment, multiply units available for DRP by cash per security & subtract any applicable tax withheld

Please refer to the following guide for a description of how the DRP plan operates:

<https://www.blackrock.com/au/individual/literature/dividends/ishares-etf-distribution-reinvestment-plan-australian-funds-en-au.pdf>

Note 1: You should refer to the iShares tax booklet for Australian domiciled iShares ETFs at www.blackrock.com/au for more tax related information. Please retain this statement in a safe place as a charge may be levied for a replacement.

Note 2: If you require a payment to be re-issued, you may be charged an administrative fee which will be deducted from your payment. Fees are applicable to certain types of payments valued at over \$100 AU.

IT'S TIME TO THINK SUSTAINABLY.

Expect more from iShares ESG ETFs. Turn over to learn more.



AIM TO DO GOOD BY THE PLANET AND YOUR BOTTOM LINE

Build a portfolio for the long term.

iShares ESG ETFs can provide access to companies with a more sustainable approach and better positioned to grow.

Not all Sustainable ETFs are created equal.

Find out why at blackrock.com/au/isharesesg



iShares[®]
by BlackRock

For illustrative purposes only. This is not a recommendation to invest in any particular financial product. No part of this material may be reproduced or distributed in any manner without the prior written permission of BIMAL.

Issued by BlackRock Investment Management (Australia) Limited ABN 13 006 165 975, AFSL 230 523 (BIMAL). This material provides general information only and does not take into account your individual objectives, financial situation, needs or circumstances. Before making any investment decision, you should assess whether the material is appropriate for you and obtain financial advice tailored to you having regard to your individual objectives, financial situation, needs and circumstances. Refer to BIMAL's Financial Services Guide on its website for more information. This material is not a financial product recommendation or an offer or solicitation with respect to the purchase or sale of any financial product in any jurisdiction.

BIMAL is the responsible entity and issuer of units in the Australian domiciled managed investment schemes referred to in this material, including the Australian domiciled iShares ETFs. Any potential investor should consider the latest product disclosure statement (PDS) before deciding whether to acquire, or continue to hold, an investment in any BlackRock fund. BlackRock has also issued a target market determination (TMD) that describes the class of consumers that comprises the target market for each BlackRock fund and matters relevant to their distribution and review. The PDS and the TMD can be obtained by contacting the BIMAL Client Services Centre on 1300 366 100. In some instances the PDS and the TMD are also available on the BIMAL website at www.blackrock.com/au. An iShares ETF is not sponsored, endorsed, issued, sold or promoted by the provider of the index which a particular iShares ETF seeks to track. No index provider makes any representation regarding the advisability of investing in the iShares ETFs. Further information on the index providers can be found in the BIMAL website terms and conditions at www.blackrock.com/au.

Any investment is subject to investment risk, including delays on the payment of withdrawal proceeds and the loss of income or the principal invested. While any forecasts, estimates and opinions in this material are made on a reasonable basis, actual future results and operations may differ materially from the forecasts, estimates and opinions set out in this material. No guarantee as to the repayment of capital or the performance of any product or rate of return referred to in this material is made by BIMAL or any entity in the BlackRock group of companies.

© 2022 BlackRock, Inc. All Rights reserved. BLACKROCK, BLACKROCK SOLUTIONS, iSHARES and the stylised i logo are registered and unregistered trademarks of BlackRock, Inc. or its subsidiaries in the United States and elsewhere. All other trademarks are those of their respective owners.

021267 000 100



NORTHAM ROAD PTY LTD
<DAY FAMILY SUPER FUND A/C>
73 BAYVIEW CRES
THE BASIN VIC 3154

Manage your holdings



www.investorcentre.com/au



Computershare Investor Services Pty Limited
GPO Box 2975 Melbourne
Victoria 3001 Australia

Enquiries:



(within Australia) 1300 474 273
(outside Australia) +61 3 9415 4695

Holder Identification Number (HIN)

HIN WITHHELD

Record Date:

4 July 2023

Payment Date:

13 July 2023

**iShares Distribution
Distribution Reinvestment Plan**

ASX	Fund Name	DRP Price (\$)	Units	Cash per Security (\$)	Tax Withheld Amount (\$)	Net Cash for Reinvestment# (\$)	Balance Brought Forward (\$)	Number of Units Allotted	Cash Carried Forward (\$)	
ILC	iShares S&P/ASX 20 ETF	27.677473	84	0.11174933	0.00	9.39	8.99	0	18.38	
IOO	iShares Global 100 ETF	113.184964	24	1.43936450	0.00	34.54	82.46	1	3.82	
Total						0.00	43.93	91.45	1	22.20

#To calculate net cash available for reinvestment, multiply units available for DRP by cash per security & subtract any applicable tax withheld

Please refer to the following guide for a description of how the DRP plan operates:

<https://www.blackrock.com/au/individual/literature/dividends/ishares-etf-distribution-reinvestment-plan-australian-funds-en-au.pdf>

Note 1: You should refer to the iShares tax booklet for Australian domiciled iShares ETFs at www.blackrock.com/au for more tax related information. Please retain this statement in a safe place as a charge may be levied for a replacement.

Note 2: If you require a payment to be re-issued, you may be charged an administrative fee which will be deducted from your payment. Fees are applicable to certain types of payments valued at over \$100 AU.

IT'S TIME TO THINK SUSTAINABLY.

Expect more from iShares ESG ETFs. Turn over to learn more.



AIM TO DO GOOD BY THE PLANET AND YOUR BOTTOM LINE

Build a portfolio for the long term.

iShares ESG ETFs can provide access to companies with a more sustainable approach and better positioned to grow.

Not all Sustainable ETFs are created equal.

Find out why at blackrock.com/au/isharesesg



iShares[®]
by BlackRock

For illustrative purposes only. This is not a recommendation to invest in any particular financial product. No part of this material may be reproduced or distributed in any manner without the prior written permission of BIMAL.

Issued by BlackRock Investment Management (Australia) Limited ABN 13 006 165 975, AFSL 230 523 (BIMAL). This material provides general information only and does not take into account your individual objectives, financial situation, needs or circumstances. Before making any investment decision, you should assess whether the material is appropriate for you and obtain financial advice tailored to you having regard to your individual objectives, financial situation, needs and circumstances. Refer to BIMAL's Financial Services Guide on its website for more information. This material is not a financial product recommendation or an offer or solicitation with respect to the purchase or sale of any financial product in any jurisdiction.

BIMAL is the responsible entity and issuer of units in the Australian domiciled managed investment schemes referred to in this material, including the Australian domiciled iShares ETFs. Any potential investor should consider the latest product disclosure statement (PDS) before deciding whether to acquire, or continue to hold, an investment in any BlackRock fund. BlackRock has also issued a target market determination (TMD) that describes the class of consumers that comprises the target market for each BlackRock fund and matters relevant to their distribution and review. The PDS and the TMD can be obtained by contacting the BIMAL Client Services Centre on 1300 366 100. In some instances the PDS and the TMD are also available on the BIMAL website at www.blackrock.com/au. An iShares ETF is not sponsored, endorsed, issued, sold or promoted by the provider of the index which a particular iShares ETF seeks to track. No index provider makes any representation regarding the advisability of investing in the iShares ETFs. Further information on the index providers can be found in the BIMAL website terms and conditions at www.blackrock.com/au.

Any investment is subject to investment risk, including delays on the payment of withdrawal proceeds and the loss of income or the principal invested. While any forecasts, estimates and opinions in this material are made on a reasonable basis, actual future results and operations may differ materially from the forecasts, estimates and opinions set out in this material. No guarantee as to the repayment of capital or the performance of any product or rate of return referred to in this material is made by BIMAL or any entity in the BlackRock group of companies.

© 2022 BlackRock, Inc. All Rights reserved. BLACKROCK, BLACKROCK SOLUTIONS, iSHARES and the stylised i logo are registered and unregistered trademarks of BlackRock, Inc. or its subsidiaries in the United States and elsewhere. All other trademarks are those of their respective owners.

036015 000 100



NORTHAM ROAD PTY LTD
<DAY FAMILY SUPER FUND A/C>
73 BAYVIEW CRES
THE BASIN VIC 3154

TFN/ABN Status: Quoted
Holder Identification Number (HIN)

HIN WITHHELD

ATTRIBUTION MANAGED INVESTMENT TRUST MEMBER ANNUAL TAX STATEMENT FOR YEAR ENDED 30 JUNE 2023

The following tax return items are valid for Australian resident individual unitholders only.

PART A – SUMMARY OF 2023 TAX RETURN (SUPPLEMENTARY SECTION) ITEMS

Item	Tax Return Label	Tax Attribution Amount
Share of non-primary production income	13U	\$0.00
Franked distributions from trusts	13C	\$0.00
Share of franking credits from franked dividends	13Q	\$0.00
Share of credit for TFN amounts withheld	13R	\$0.00
Share of credit for foreign resident withholding amounts	13A	\$0.00
Net capital gain	18A	\$5.54
Total current year capital gains	18H	\$11.08
Assessable foreign source income	20E	\$45.06
Other net foreign source income	20M	\$45.06
Foreign income tax offset	20O	\$6.74

PART B – COMPONENTS OF DISTRIBUTION

Item	Cash Distribution	Tax Paid/Offsets	Tax Attribution
Australian income			
Unfranked distributions			\$0.00
Unfranked CFI distributions			\$0.00
Interest (subject to non resident WHT)			\$0.00
Interest (not subject to non resident WHT)			\$0.00
Other income - clean building MIT income			\$0.00
Other income - excluded from NCMI			\$0.00
Other income - NCMI			\$0.00
Other income			\$0.00
Non primary production income			\$0.00
Franked distributions		\$0.00	\$0.00
Capital gains			
Discounted capital gains TAP - clean building MIT income			\$0.00
Discounted capital gains TAP - excluded from NCMI			\$0.00
Discounted capital gains TAP - NCMI			\$0.00
Discounted capital gains TAP			\$0.00
Discounted capital gains NTAP			\$5.54
Capital gains – other method TAP - clean building MIT income			\$0.00
Capital gains – other method TAP - excluded from NCMI			\$0.00
Capital gains – other method TAP - NCMI			\$0.00
Capital gains – other method TAP			\$0.00
Capital gains – other method NTAP			\$0.00
Net capital gain			\$5.54 ✓
AMIT CGT gross up amount			\$5.54
Total current year capital gains			\$11.08 ✓
Foreign income			
Assessable foreign source income		\$6.74	\$45.06 ✓
Other non-assessable amounts			
Non-assessable non-exempt amount			\$0.00
Gross amount	\$49.40		\$56.14
AMIT cost base net amount - excess (reduce cost base)			\$0.00
AMIT cost base net amount - shortfall (increase cost base)			\$0.00
Less TFN amounts withheld	\$0.00		
Less non-resident withholding tax			
- Interest / dividend amounts withheld	\$0.00		
- Fund payment amounts withheld	\$0.00		
Net cash distribution	\$49.40 ✓		

To assist you in completing your tax return, you may refer to the iShares tax booklet available here:

<https://www.blackrock.com/au/individual/literature/tax-information/australian-tax-booklet-for-australian-domiciled-ishares-etfs-en-au.pdf>

┌ 226612 000 VAS



NORTHAM ROAD PTY LTD
 <DAY FAMILY SUPER FUND A/C>
 UNIT 2 8 AUGUSTA RD
 THE BASIN VIC 3154

Holder Identification Number (HIN)

HIN WITHHELD

ASX Code	VAS
TFN/ABN Status	Quoted
Record Date	4 July 2022
Payment Date	18 July 2022

**Vanguard Australian Shares Index ETF
 Distribution Payment for the Period Ending 30 June 2022
 Distribution Reinvestment Plan Advice**

Class Description	Rate Per Security	Securities Held	Gross Amount
ETF	\$2.15953183	24	\$51.83

Withholding tax: \$0.00

NET PAYMENT: \$51.83

Note: You should retain this statement to assist you in preparing your tax return. Please keep this in a safe place as a charge may be levied for a replacement. If you require a payment to be re-issued, you may be charged an administrative fee which will be deducted from your payment. Fees are applicable to certain types of payments valued at over \$100 AUD.

For additional information regarding the distribution, including estimated tax components and Fund Payment information, please visit the Announcements section of the Vanguard Investments Australia web page www.vanguard.com.au/etf

Distribution Reinvestment Plan (DRP) Details

Cash surplus brought forward from last distribution:	\$11.89
Net amount of current distribution:	<u>\$51.83</u>
Total amount available for reinvestment:	\$63.72
Amount applied to 0 ETF securities allotted @ \$81.4095 each:	<u>\$0.00</u>
Cash surplus carried forward to next distribution:	<u><u>\$63.72</u></u>
Your securityholding participating in the Plan as at Record Date:	24
Number of ETF securities allotted to you under the Plan: (these ETF securities will appear on your next statement)	<u>0</u>
Your total securityholding as at Payment Date: (excluding trades since Record Date)	<u><u>24</u></u>

┌ 233124 000 VAS



NORTHAM ROAD PTY LTD
 <DAY FAMILY SUPER FUND A/C>
 UNIT 2 8 AUGUSTA RD
 THE BASIN VIC 3154

Holder Identification Number (HIN)

HIN WITHHELD

ASX Code	VAS
TFN/ABN Status	Quoted
Record Date	4 October 2022
Payment Date	18 October 2022

**Vanguard Australian Shares Index ETF
 Distribution Payment for the Period Ending 30 September 2022
 Distribution Reinvestment Plan Advice**

Class Description	Rate Per Security	Securities Held	Gross Amount
ETF	\$1.45057750	24	\$34.81

Withholding tax: \$0.00

NET PAYMENT: \$34.81

Note: You should retain this statement to assist you in preparing your tax return. Please keep this in a safe place as a charge may be levied for a replacement. If you require a payment to be re-issued, you may be charged an administrative fee which will be deducted from your payment. Fees are applicable to certain types of payments valued at over \$100 AUD.

For additional information regarding the distribution, including estimated tax components and Fund Payment information, please visit the Announcements section of the Vanguard Investments Australia web page www.vanguard.com.au/etf

Distribution Reinvestment Plan (DRP) Details

Cash surplus brought forward from last distribution:	\$63.72
Net amount of current distribution:	<u>\$34.81</u>
Total amount available for reinvestment:	\$98.53
Amount applied to 1 ETF securities allotted @ \$80.3959 each:	<u>\$80.40</u>
Cash surplus carried forward to next distribution:	<u><u>\$18.13</u></u>
Your securityholding participating in the Plan as at Record Date:	24
Number of ETF securities allotted to you under the Plan: (these ETF securities will appear on your next statement)	<u>1</u>
Your total securityholding as at Payment Date: (excluding trades since Record Date)	<u><u>25</u></u>



038533 000 VAS



NORTHAM ROAD PTY LTD
<DAY FAMILY SUPER FUND A/C>
73 BAYVIEW CRES
THE BASIN VIC 3154

Manage your holdings



www.investorcentre.com/au



Computershare Investor Services Pty Limited
GPO Box 2975 Melbourne
Victoria 3001 Australia

Enquiries:



(within Australia) 1300 757 905
(outside Australia) +61 3 9415 4813

Holder Identification Number (HIN)

HIN WITHHELD

Record Date:

4 January 2023

Payment Date:

18 January 2023

Vanguard Distribution for the Period Ended 31 December 2022 Distribution Reinvestment Plan

ASX	Fund Name	DRP Price (\$)	Units	Cash per Security (\$)	Tax Withheld Amount (\$)	Net Cash for Reinvestment# (\$)	Balance Brought Forward (\$)	Number of Units Allotted	Cash Carried Forward (\$)	
VAS	Vanguard Australian Shares Index ETF	86.9181	25	0.74973371	0.00	18.74	18.13	0	36.87	
Total:						0.00	18.74	18.13	0	36.87

#To calculate net cash available for reinvestment, multiply units available for DRP by cash per security & subtract any applicable tax withheld.

Note 1: You should refer to the Vanguard tax booklet for Australian domiciled Vanguard ETFs at www.vanguard.com.au/etf for more tax related information. Please retain this statement in a safe place as a charge may be levied for a replacement.

Note 2: If you require a cash payment to be re-issued, you may be charged an administrative fee which will be deducted from your payment. Fees are applicable to certain types of payments valued at over \$100 AU.



038195 000 VAS



NORTHAM ROAD PTY LTD
<DAY FAMILY SUPER FUND A/C>
73 BAYVIEW CRES
THE BASIN VIC 3154

Manage your holdings



www.investorcentre.com/au



Computershare Investor Services Pty Limited
GPO Box 2975 Melbourne
Victoria 3001 Australia

Enquiries:



(within Australia) 1300 757 905
(outside Australia) +61 3 9415 4813

Holder Identification Number (HIN)

HIN WITHHELD

Record Date:

4 April 2023

Payment Date:

20 April 2023

Vanguard Distribution for the Period Ended 31 March 2023 Distribution Reinvestment Plan

ASX	Fund Name	DRP Price (\$)	Units	Cash per Security (\$)	Tax Withheld Amount (\$)	Net Cash for Reinvestment# (\$)	Balance Brought Forward (\$)	Number of Units Allotted	Cash Carried Forward (\$)
VAS	Vanguard Australian Shares Index ETF	89.1989	25	0.57698809	0.00	14.42	36.87	0	51.29
Total:						0.00	14.42	0	51.29

#To calculate net cash available for reinvestment, multiply units available for DRP by cash per security & subtract any applicable tax withheld.

Note 1: You should refer to the Vanguard tax booklet for Australian domiciled Vanguard ETFs at www.vanguard.com.au/etf for more tax related information. Please retain this statement in a safe place as a charge may be levied for a replacement.

Note 2: If you require a cash payment to be re-issued, you may be charged an administrative fee which will be deducted from your payment. Fees are applicable to certain types of payments valued at over \$100 AU.

038626 000 VAS



NORTHAM ROAD PTY LTD
 <DAY FAMILY SUPER FUND A/C>
 73 BAYVIEW CRES
 THE BASIN VIC 3154

Manage your holdings



www.investorcentre.com/au



Computershare Investor Services Pty Limited
 GPO Box 2975 Melbourne
 Victoria 3001 Australia

Enquiries:



(within Australia) 1300 757 905
 (outside Australia) +61 3 9415 4813

Holder Identification Number (HIN)

HIN WITHHELD

Record Date: **4 July 2023**
 Payment Date: **18 July 2023**

Vanguard Distribution for the Period Ended 30 June 2023 Distribution Reinvestment Plan

ASX	Fund Name	DRP Price (\$)	Units	Cash per Security (\$)	Tax Withheld Amount (\$)	Net Cash for Reinvestment# (\$)	Balance Brought Forward (\$)	Number of Units Allotted	Cash Carried Forward (\$)
VAS	Vanguard Australian Shares Index ETF	89.1810	25	0.88904131	0.00	22.23	51.29	0	73.52
Total:					0.00	22.23	51.29	0	73.52

#To calculate net cash available for reinvestment, multiply units available for DRP by cash per security & subtract any applicable tax withheld.

Note 1: You should refer to the Vanguard tax booklet for Australian domiciled Vanguard ETFs at www.vanguard.com.au/etf for more tax related information. Please retain this statement in a safe place as a charge may be levied for a replacement.

Note 2: If you require a cash payment to be re-issued, you may be charged an administrative fee which will be deducted from your payment. Fees are applicable to certain types of payments valued at over \$100 AU.

067758 000 VAS



NORTHAM ROAD PTY LTD
<DAY FAMILY SUPER FUND A/C>
73 BAYVIEW CRES
THE BASIN VIC 3154

Contact Us:



Online:

www.investorcentre.com/au/contact



By Mail:

Computershare Investor Services Pty Limited
GPO Box 2975 Melbourne
Victoria 3001 Australia

Enquiries:

(within Australia) 1300 757 905
(international) +61 3 9415 4813

Holder Identification Number (HIN)

HIN WITHHELD

ATTRIBUTION MANAGED INVESTMENT TRUST MEMBER ANNUAL TAX STATEMENT FOR YEAR ENDED 30 JUNE 2023

The following tax return items are valid for Australian resident individual unitholders only.

PART A – SUMMARY OF 2023 TAX RETURN (SUPPLEMENTARY SECTION) ITEMS

Item	Tax Return Label	Amount
Share of net income from trusts, less net capital gains, foreign income and franked distributions	13U	\$10.19
Franked distributions from trusts	13C	\$111.01
Share of franking credits from franked dividends	13Q	\$33.93
Share of credit for TFN amounts withheld	13R	\$0.00
Share of credit for foreign resident withholding amounts	13A	\$0.00
Net capital gain	18A	\$0.00
Total current year capital gains	18H	\$0.00
Assessable foreign source income	20E	\$2.19
Other net foreign source income	20M	\$2.19
Foreign income tax offset	20O	\$0.11

PART B – COMPONENTS OF ATTRIBUTION

Item	Cash Distribution	Tax Paid/Offsets	Attribution
Australian Income			
Unfranked distributions	\$1.81		\$0.84
Unfranked CFI distributions	\$6.83		\$6.84
Interest - subject to non resident WHT	\$0.58		\$0.84
Interest - not subject to non resident WHT	\$0.00		\$0.00
Other income - clean building MIT income	\$0.01		\$0.01
Other income - excluded from NCMI	\$0.02		\$0.02
Other income - NCMI	\$0.17		\$0.24
Other income	\$1.19		\$1.40
Non primary production income	\$10.61		\$10.19
Franked distributions	\$77.03	\$33.93	\$111.01
Capital Gains			
Discounted capital gains TAP - clean building MIT income	\$0.00		\$0.00
Discounted capital gains TAP - excluded from NCMI	\$0.00		\$0.00
Discounted capital gains TAP - NCMI	\$0.00		\$0.00
Discounted capital gains TAP	\$0.00		\$0.00
Discounted capital gains NTAP	\$0.24		\$0.00
Capital gains – other method TAP - clean building MIT income	\$0.00		\$0.00
Capital gains – other method TAP - excluded from NCMI	\$0.00		\$0.00
Capital gains – other method TAP - NCMI	\$0.00		\$0.00
Capital gains – other method TAP	\$0.00		\$0.00
Capital gains – other method NTAP	\$0.00		\$0.00
Net capital gain	\$0.24		\$0.00
AMIT CGT gross up amount			\$0.00
Other capital gains distribution	\$0.24		
Total current year capital gains	\$0.48		\$0.00
Foreign Income			
Assessable foreign source income	\$2.08	\$0.11	\$2.19
Other Non-assessable Amounts			
Non-assessable non-exempt amount	\$0.00		\$0.00
Net exempt income	\$0.00		
Other non-attributable amounts	\$0.00		
Gross Amount	\$90.20		\$123.39
AMIT cost base net amount - excess (reduce cost base)			\$0.84
AMIT cost base net amount - shortfall (increase cost base)			\$0.00
Less TFN amounts withheld	\$0.00		
Less non-resident withholding tax			
- Interest / dividend amounts withheld	\$0.00		
- Fund payment amounts withheld	\$0.00		
Net Cash Distribution	\$90.20		



SUPER B2B

EXPENSES

TAX INVOICE

Day Family Superannuation Fund
71 Bayview Crescent
THE BASIN VIC 3154
AUSTRALIA

Invoice Date
31 Jan 2023

Invoice Number
INV-0367

ABN
38 631 180 222

Cygnnet Financial Pty Ltd
PO BOX 16110
COLLINS STREET WEST
VIC 8007
AUSTRALIA

Description	Amount AUD
Review of Zurich Insurance Policies for:	454.55
- Nicholas Day	
- Nicole Day	
	Subtotal 454.55
	TOTAL GST 10% 45.45
	TOTAL AUD 500.00

Due Date: 28 Feb 2023

Direct deposits or EFT payments:

BSB: 033-049

Acc: 676918

Reference: Please use invoice number

If paying by cheque, please use the below payment advice.

PAYMENT ADVICE

To: Cygnnet Financial Pty Ltd
PO BOX 16110
COLLINS STREET WEST VIC 8007
AUSTRALIA

Customer Day Family Superannuation
Fund
Invoice Number INV-0367
Amount Due **500.00**
Due Date 28 Feb 2023

Amount Enclosed

Enter the amount you are paying above



TAX INVOICE

Day Family Superannuation Fund
73 Bayview Cres
THE BASIN VIC 3154
AUSTRALIA

Invoice Date
30 Sep 2022

Invoice Number
INV-0659

Reference
2021 Day Family
Superannuation Fund

SuperB2B Pty Ltd
Suite 8.01 Level 8
356 Collins Street
Melbourne VIC 3000

ABN
65 611 377 149

Description	Quantity	Unit Price	GST	Amount AUD
Accounting & Tax	1.00	1,500.00	10%	1,500.00
Fee for preparation of Financial Statements, Trustee Minutes, Member Statements and SMSF Annual Return for the Day Family Superannuation Fund for the year ended 30 June 2021				
Standard Independent Audit - Arranging for the 30 June 2021 Financial Statements and SMSF Annual Return to be audited as required by the Superannuation Industry (Supervision) Act 1993.	1.00	200.00	10%	200.00
Standard Audit assets include the following: - Cash - Term Deposits - ASX Listed Entities - Managed Funds - Wraps & Portfolios				
Accountancy Fees : \$1,430 Auditor Fees : \$440 ----- \$1,870			Subtotal	1,700.00
			TOTAL GST 10%	170.00
			TOTAL AUD	1,870.00

Due Date: 15 Oct 2022

Please remit funds to:
SuperB2B Pty Ltd
BSB: 033-002
Acc #: 942182
Financial Institution: Westpac
Please quote your invoice number when making payment



PAYMENT ADVICE

To: SuperB2B Pty Ltd
Suite 8.01 Level 8
356 Collins Street
Melbourne VIC 3000

Customer	Day Family Superannuation Fund
Invoice Number	INV-0659
Amount Due	1,870.00
Due Date	15 Oct 2022

Amount Enclosed

Enter the amount you are paying above



TAX INVOICE

Day Family Superannuation Fund
73 Bayview Cres
THE BASIN VIC 3154
AUSTRALIA

Invoice Date
30 Sep 2022

Invoice Number
INV-0660

Reference
2022 Day Family
Superannuation Fund

ABN
65 611 377 149

SuperB2B Pty Ltd
Suite 8.01 Level 8
356 Collins Street
Melbourne VIC 3000

Description	Quantity	Unit Price	GST	Amount AUD
Accounting & Tax	1.00	1,500.00	10%	1,500.00
Fee for preparation of Financial Statements, Trustee Minutes, Member Statements and SMSF Annual Return for the Day Family Superannuation Fund for the year ended 30 June 2022				
Standard Independent Audit - Arranging for the 30 June 2022 Financial Statements and SMSF Annual Return to be audited as required by the Superannuation Industry (Supervision) Act 1993.	1.00	200.00	10%	200.00
Standard Audit assets include the following: - Cash - Term Deposits - ASX Listed Entities - Managed Funds - Wraps & Portfolios				
			Subtotal	1,700.00
			TOTAL GST 10%	170.00
			TOTAL AUD	1,870.00

Due Date: 15 Oct 2022

Please remit funds to:

SuperB2B Pty Ltd

BSB: 033-002

Acc #: 942182

Financial Institution: Westpac

Please quote your invoice number when making payment





PAYMENT ADVICE

To: SuperB2B Pty Ltd
Suite 8.01 Level 8
356 Collins Street
Melbourne VIC 3000

Customer	Day Family Superannuation Fund
Invoice Number	INV-0660
Amount Due	1,870.00
Due Date	15 Oct 2022

Amount Enclosed

Enter the amount you are paying above

CLIENT ACCEPTANCE FORM

Day Family Superannuation Fund
73 Bayview Crescent
THE BASIN VIC 3154

Date 29 May 2023
Invoice Number TAI-26636018
Client Code DAYSF001

This Client Acceptance Form is your invitation to participate in the Cygnnet Group Audit Shield service.
Participation in the Audit Shield service is active the next business day upon receipt of payment.
Liability limited by a scheme approved under Professional Standards Legislation.
This document serves as a tax invoice/receipt upon payment.

Details

Expiry Date: 31 May 2024 at 4p.m.
Level of Cover: \$ 10,000.00
Turnover Category: Self-Managed Super Fund

Name of Entities / Individuals to be covered:
Day Family Superannuation Fund

Payment

Fee for Audit Shield service participation:	\$ 272.72
GST Added:	\$ 27.28
<u>Amount Due:</u>	\$ 300.00



Privacy Statement

By paying this invoice, and in the event of any claims, you authorise us to provide reasonable personal/private information about you and/or any related entity to support the claim.

-----✂----- For cheque payments, please detach beneath this line and forward it along with your cheque payment to the address listed below. -----✂-----



DEFT Reference Number: 404251266360189

<p>BPAY</p> <p>To pay via BPAY, use the following details:</p> <p>Bill Code: 253575 Bill Reference: 404251266360189</p> <p>Contact your participating financial institution to make a payment from your cheque or savings account.</p>	<p>Mail</p> <p>Post cheques to: Locked Bag 20015, MELBOURNE VIC 3001.</p> <p> We ONLY accept cheques issued by Australian financial institutions. Cheques must accompany this form and are payable to: Audit Shield - Cygnnet Group</p> <p>Please note this GPO Box is for cheque payments only.</p>	<p>Total Due</p> <p>\$300.00</p>
---	---	--

Please ensure payment for this remittance advice is made from your Super Fund only.

+404251 266360189<

00039000<3+

Protect yourself from unexpected tax audit costs



There's nothing more frustrating than being selected for a review or audit of your lodged returns instigated by the Australian Taxation Office (ATO) or other government revenue authorities. The cost of being properly represented can be quite considerable depending on the circumstances. Even a simple inquiry can require hours of work.

Audit activity can affect all taxpayers regardless of whether you are an individual, business or have a Self Managed Superannuation Fund. Below are just a few examples of recent focus areas:



Single Touch Payroll (STP) & Superannuation Guarantee (SG)

The ATO now knows every business that is registered for STP that has not met their PAYG and SG payment requirements. That enables greater compliance cross-checking which leads to more audit activity.



BAS Reviews (Pre & Post Assessment)

BAS Reviews attract a lot of audit attention from the ATO and were noted as one of the most highly reviewed audit focus areas in the last financial year. The ATO are trying to stamp out errors in BAS submissions by introducing the online BAS check tool however this only reinforces that it is a key focus area.



Payroll Tax

Payroll Tax continues to be a major focus area. Data sharing with other government authorities is assisting in raising red flags in this area, as well as in other related tax areas such as Land Tax and Stamp Duty.



Black Economy or Cash Economy

Accepting cash as payment is legitimate however the ATO has benchmarks that it uses to determine if a business is not declaring all of their income. Businesses that do not comply may be audited.



Self Managed Superannuation Funds (SMSF)

A SMSF is an excellent nest egg for the future but there are a lot of compliance issues related to the risk, return, and liquidity of the funds' investments that need to be fully addressed. One minor issue could flag attention from the ATO that will place the SMSF under scrutiny.



Work Related Expenses

Many individuals have fully claimable work related expenses but the ATO has stated recently that individuals have been making excessive claims and this has led to the ATO scrutinising work related expenses much more closely.



Rental Properties

The ATO intends to significantly increase the number of reviews and audits it conducts in relation to rental property claims with respect to capital works, capital assets, or other rental property related expense claims. The ATO also wants all taxpayers to be aware that if you earn income through sharing-economy services like Airbnb that this must be declared in your tax return.



Want to know more?

If you would like to know more about our Audit Shield service, please contact us.

Frequently Asked Questions - SMSFs



What is our Audit Shield service?

Our Audit Shield service provides for the payment of our professional fees otherwise payable by you when incurred as a result of our accounting firm being required to respond, on your behalf, to an audit, inquiry, investigation, review or examination (audit activity) of your lodged returns or your financial compliance obligations instigated by the Australian Taxation Office (ATO) or other government revenue authorities.

What is the benefit of our Audit Shield service?

Data matching becomes more sophisticated each year. This makes it simpler and far more likely for previously untargeted tax payers to encounter audit activity, despite compliancy. With our Audit Shield service, you can rest assured knowing that our professional fees will be covered, and the accounting and taxation work will be undertaken, in relation to the audit activity. Often these fees can be greater than those we may charge you for completing the return(s).

What is included under our Audit Shield service?

Professional fees otherwise payable to us that have been incurred in responding to audit activity until the completion of the matter, or until the level of cover as stated on your Client Acceptance Form is exhausted, will be covered under our Audit Shield service. Fees of any other external specialist (e.g. taxation lawyers) or relevant consultant engaged or instructed by us to assist us in a response to audit activity are also covered. Both during (interim payments) and/or upon conclusion of the audit activity, we will present for payment our fees on your behalf to the insurer for recovery against the policy. Should a difference arise between our fees and the amount available to be covered against the policy, we may need to seek the shortfall payment of our fees from you. Your protection begins from the next business day after our receipt of your participation fee (see the attached Client Acceptance Form for further details).

Will my professional fees be covered?

Yes. Costs (professional fees) which are directly related to the work we are required to undertake as a result of audit activity will ordinarily be covered (up to the prescribed cover limit). The cost of these additional fees can be considerable depending on the amount of time required to attend to the audit activity. Standard fees associated with any typical compliance or other work conducted throughout the year are excluded.

Is the cost tax deductible?

Yes. A tax deduction should ordinarily be claimable for your participation fees.

Important information:

Please note that any ATO or other government revenue authorities official inquiries, investigations, reviews or examinations that subsequently change or increase in scope or continue, progress, expand, escalate or evolve into an official audit are always considered to be the one claim matter under our Audit Shield service that commenced on the date of first contact made by the ATO or other government revenue authorities to either our clients or to us.

Is it possible to arrange a pro rata fee for our Audit Shield service?

Yes, depending on your date of payment a pro rata fee may be available. Please speak with us to discuss the specifics of this option.

What could the ATO target via audits, inquiries, investigations, reviews and examinations of lodged SMSF returns?

- > Asset Valuations
- > Capital Gains Tax
- > Contributions Tax
- > GST/BAS (if applicable)
- > In House Asset Rules
- > Overseas Assets
- > Ownership of Assets
- > Preservation Rules
- > Related Party Assets
- > Sole Purpose Test
- > Borrowing Rules (LRBAs)
- > Conditions of Release
- > Disqualified Trustees
- > Income Tax
- > Investments in Non Listed Entities
- > Non Arms-Length Transactions
- > Pension/Benefit Payments
- > Record Keeping
- > SIS Contraventions
- > Plus much more

What is not included?

We have carefully selected our Audit Shield policy to provide the widest possible coverage for us and our clients. However, we do remind our clients that such items or circumstances as listed below are not covered:

- > Actions in regard to any notices or communications from the ATO or any other government revenue authorities that are educational or advisory in nature or merely suggest, invite or propose actions to be taken by you; or act as a warning to you that you may be selected for audit activity at a future time; or do not compel you to take any action.
- > Any ATO audit (with the exception of an audit of compliance with the *Superannuation Guarantee (Administration) Act 1992* where the auditor has imposed a final shortfall or culpability penalty of 75% or more, and any ATO audit of compliance with the *Superannuation Guarantee (Administration) Act 1992* where the auditor has imposed a final shortfall or culpability penalty of more than 100% of the superannuation guarantee charge.
- > Any matter in relation to applications, assessments or reviews of government benefits, entitlements, grants, and/or subsidies and any form of activity involving a review relevant to you maintaining industry status, licence compliance, membership or any form of application, registration or re-registration process.
- > Any fine or penalties imposed or for any amounts payable pursuant to an amended notice of assessment or adjustment including but not limited to any additional tax, duty, government impost or similar payments.
- > Costs for work incurred which should have been undertaken prior to the audit activity (e.g. outstanding lodgements).
- > Audit activity where notification was given prior to the inception of cover (i.e. prior to our receipt of your participation fee).
- > Excess superannuation contribution tax issues are not included in the SMSF specific cover as these issues are directed at the individual member, not the SMSF.

Who is Vero Insurance and how can they be contacted?

Audit Shield is underwritten by AAI Limited (trading as Vero Insurance), a subsidiary of Suncorp Group Limited.
Postal Address: GPO Box 3999, Sydney NSW 2001
Telephone: 13 18 13
Email: veroinformation@vero.com.au

Want to know more?

If you would like to know more about our Audit Shield service, please contact us.

CLIENT DECLINE FORM

Day Family Superannuation Fund

Client Code: DAYSF001

DEFT Reference Number: 404251266360189

If you do not wish to participate in our Audit Shield service, please decline by following the instructions listed below:

- Step 1.** Visit <https://pay.auditshield.com.au/cygnet/decline>
- Step 2.** Complete the 'Decline Participation' form and submit.

By following the steps listed above, you confirm that you have been offered participation in Cygnet Group Audit Shield service and do not wish to participate. You acknowledge that you will be excluded from the coverage the service provides and will be charged separately for any professional fees and/or costs that may occur in the event of any audit activity by the Australian Taxation Office (ATO) or any other government revenue authorities.

Zurich FutureWise Annual statement



009930
028



Day Family Superannuation Fund
73 Bayview Crescent
THE BASIN VIC 3154

Your adviser

Quinhat Xi
03 9044 1953

www.zurich.com.au

Phone: 131 551
client.service@zurich.com.au
Fax: (02) 9995 3797
Locked Bag 994
North Sydney NSW 2059

Policy number
50081568

25 July 2023

Dear Trustee/s,

We are pleased to enclose your annual statement for the period ending 30 June 2023.

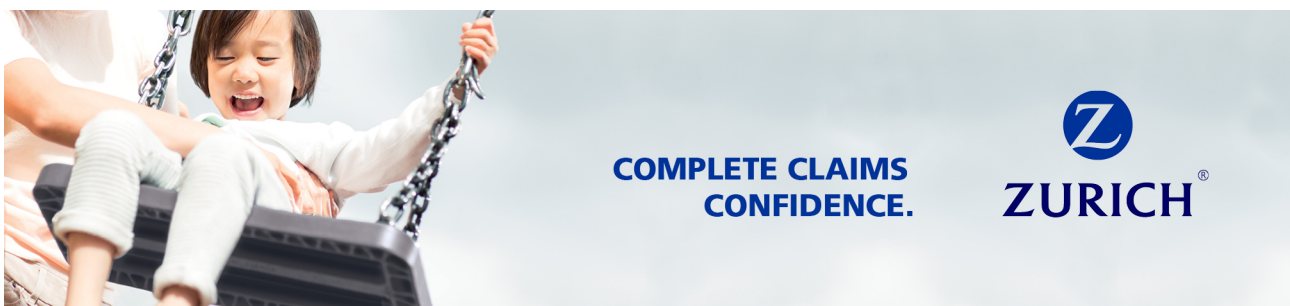
This statement is provided for information purposes only to assist you in preparing the annual return for your fund. Enclosed you will find details of the policy including cover provided, the amount of premiums paid during the statement period (including any fees or costs paid), together with other important policy information.

Please note that if you hold an Income Replacement or Income Protector policy with Zurich also, you will receive a separate Tax Deduction Notice for that policy.

It is very important that you take time to review your statement and then keep it in a safe place. If you have any questions about your annual statement or any of Zurich's other services, please speak to your financial adviser, Quinhat Xi, or contact Zurich.

Yours sincerely,

Brendan Norton
Head of Customer & Adviser Experience



Statement details

Statement period: 1 July 2022 to 30 June 2023

Your adviser
Quinhath Xi
03 9044 1953

Policy details

Policy owner: Day Family Superannuation Fund
(Superannuation, held by external trustee)

Policy type: Zurich Life Insurance

Life insured: Mr Nicholas Day

Insurance benefits

Benefit type	Benefit amount	Annual premium	Premium paid
Death & terminal illness benefit	\$1,122,106	✓ \$864.72	\$864.72
TPD any occupation (linked to Death)	\$1,122,106	\$760.37	\$760.37

The Death benefit is the amount that may be payable on death of the life insured. A benefit may be payable on terminal illness of 100% of your Death benefit.

The Total and permanent disablement (TPD) benefit is the amount that may be payable upon total and permanent disability of the life insured which prevents them from working again in the future in accordance with the policy description.

All benefits are subject to the terms and conditions of the applicable policy and payable to the trustee of the fund. You must ensure any benefits paid are in accordance with your fund's trust deed and superannuation law.

The Annual premium is the annualised cost of cover as at the statement date.

The Premium paid is the amount of premium paid for the benefit during the statement period.

Additional optional other benefits selected
Premium waiver option

Fees and costs

The total premium paid for this policy **\$1,732.99** ✓

Management fee

This approximate amount has been included in the total premium paid for this policy: **\$107.90**

The 'Management fee' is reviewed each year and increased by the percentage change in the Consumer Price Index over the preceding calendar year.

Taxation

Insurance premiums for cover that would meet a condition of release are generally tax deductible to the complying superannuation fund. The information on premium amounts provided above is based on the price of the insurance policy and not necessarily the amount your fund can claim as a tax deduction. The amount of premium that is deductible varies depending on the type of cover. For example, premiums for life insurance cover are fully deductible whilst premiums for trauma cover are not deductible. Premiums may only be partially deductible such as for 'own' occupation disablement cover (TPD). Please contact your adviser or accountant for further information regarding the tax deductibility of premiums to your SMSF.

Zurich FutureWise Annual statement



009929
028



Day Family Superannuation Fund
73 Bayview Crescent
THE BASIN VIC 3154

Your adviser

Quinhat Xi
03 9044 1953

www.zurich.com.au

Phone: 131 551
client.service@zurich.com.au
Fax: (02) 9995 3797
Locked Bag 994
North Sydney NSW 2059

Policy number
50081566

25 July 2023

Dear Trustee/s,

We are pleased to enclose your annual statement for the period ending 30 June 2023.

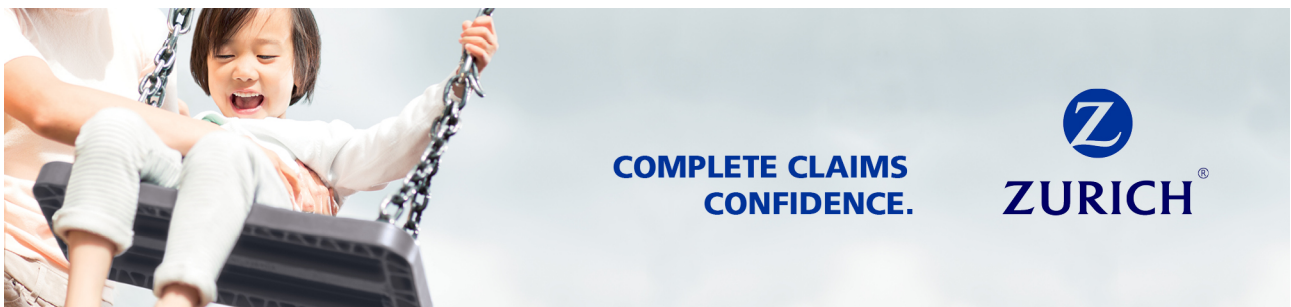
This statement is provided for information purposes only to assist you in preparing the annual return for your fund. Enclosed you will find details of the policy including cover provided, the amount of premiums paid during the statement period (including any fees or costs paid), together with other important policy information.

Please note that if you hold an Income Replacement or Income Protector policy with Zurich also, you will receive a separate Tax Deduction Notice for that policy.

It is very important that you take time to review your statement and then keep it in a safe place. If you have any questions about your annual statement or any of Zurich's other services, please speak to your financial adviser, Quinhat Xi, or contact Zurich.

Yours sincerely,

Brendan Norton
Head of Customer & Adviser Experience



Statement details

Statement period: 1 July 2022 to 30 June 2023

Your adviser
Quinhath Xi
03 9044 1953

Policy details

Policy owner: Day Family Superannuation Fund
(Superannuation, held by external trustee)

Policy type: Zurich Life Insurance

Life insured: Mrs Nicole Day

Insurance benefits

Benefit type	Benefit amount	Annual premium	Premium paid
Death & terminal illness benefit	\$626,290	✓ \$299.13	\$299.13
TPD modified (linked to Death)	\$626,290	\$227.25	\$227.25

The Death benefit is the amount that may be payable on death of the life insured. A benefit may be payable on terminal illness of 100% of your Death benefit.

The Total and permanent disablement (TPD) benefit is the amount that may be payable upon total and permanent disability of the life insured which prevents them from working again in the future in accordance with the policy description.

All benefits are subject to the terms and conditions of the applicable policy and payable to the trustee of the fund. You must ensure any benefits paid are in accordance with your fund's trust deed and superannuation law.

The Annual premium is the annualised cost of cover as at the statement date.

The Premium paid is the amount of premium paid for the benefit during the statement period.

Fees and costs

The total premium paid for this policy **\$634.28** ✓

Management fee

This approximate amount has been included in the total premium paid for this policy: **\$107.90**

The 'Management fee' is reviewed each year and increased by the percentage change in the Consumer Price Index over the preceding calendar year.

Taxation

Insurance premiums for cover that would meet a condition of release are generally tax deductible to the complying superannuation fund. The information on premium amounts provided above is based on the price of the insurance policy and not necessarily the amount your fund can claim as a tax deduction. The amount of premium that is deductible varies depending on the type of cover. For example, premiums for life insurance cover are fully deductible whilst premiums for trauma cover are not deductible. Premiums may only be partially deductible such as for 'own' occupation disablement cover (TPD). Please contact your adviser or accountant for further information regarding the tax deductibility of premiums to your SMSF.



SUPER B2B

**PROCESSING
REPORTS**