

---

# BLAINEY SUPERANNUATION FUND

## Reports

### Table of Contents

---

#### Report Name

Fund Details Report

Trial Balance

General Ledger Audit Trail Report

Bank Account Movement Report

Investment Summary Report

Investment Movement and Returns Report

Investment Allocation

Foreign Cash Reconciliation

Statement of Taxable Income Report

Foreign Income and Expenses Worksheet

Tax Accounting Reconciliation

Realised Capital Gains Report

Unrealised Capital Gains Report

# BLAINEY SUPERANNUATION FUND

## Fund Details Report

### Fund Details

Fund Start Date	26 February 2001
Fund Code	BLAINEY
Name	BLAINEY SUPERANNUATION FUND
Previous Name	
Legal Type	SMSF
Is Resident	True
ABN	68 376 389 753
TFN	769281933
SFN	
RSE Registration Number	
RSE Effective Date	

### Fund Contact Details

Phone	0299719972
Fax	
Email	info@armstrongadvisory.com.au
URL	
Use Physical Address for Mailing	False

#### Physical Address

Line 1	22 Londonderry Drive
Line 2	
Line 3	
Suburb	KILLARNEY HEIGHTS
State	NSW
Postcode	2087
Validate Address	False

#### Mailing Address

Addressee	
Line 1	Suite 201
Line 2	30 Fisher Road
Line 3	
Suburb	DEE WHY
State	NSW
Postcode	2099
Validate Address	false

### Trust Deeds

<b>Deed Date</b>	26 February 2001	<b>Date Printed</b>	
<b>Jurisdiction</b>	VIC	<b>Deed Type</b>	Establishment
<b>Trustee Name</b>	John Maynard Blainey & Barbara Lillian Blainey		
<b>Deed Source</b>	Not Supplied		
<b>Comments</b>			

---

# BLAINEY SUPERANNUATION FUND

## Fund Details Report

---

### Fund Investment Returns

Financial Year	Rate Of Return
2023	Not Recorded
2022	Not Recorded
2021	Not Recorded
2020	Not Recorded
2019	Not Recorded
2018	Not Recorded
2017	Not Recorded
2016	Not Recorded
2015	Not Recorded
2014	Not Recorded
2013	Not Recorded
2012	Not Recorded
2011	Not Recorded
2010	Not Recorded
2009	Not Recorded
2008	Not Recorded
2007	Not Recorded
2006	Not Recorded
2005	Not Recorded
2004	Not Recorded
2003	Not Recorded
2002	Not Recorded
2001	Not Recorded

---

# BLAINEY SUPERANNUATION FUND

## Fund Details Report

---

### Fund Settings

Annual Return Address Default Fund

#### Fund Policy

Fund Policy Start Date

Fund Policy End Date 30 June 2020

#### GST

GST Status Non-Registered

GST Status Date

GST Tax Period

#### Pensions

Segregate for Pension Purposes

Pension Exempt % (Actuarial)

Pension Exempt % (Expenses)

#### Tax Effect Accounting

Use Tax Effect Accounting False

Capital Loss Provision % 0.00%

Income Loss Provision % 0.00%

Unrealised Gains Provision % 0.00%

---

#### Fund Policy

Fund Policy Start Date 1 July 2020

Fund Policy End Date

#### GST

GST Status Non-Registered

GST Status Date

GST Tax Period

#### Pensions

Segregate for Pension Purposes False

Pension Exempt % (Actuarial)

Pension Exempt % (Expenses)

#### Tax Effect Accounting

Use Tax Effect Accounting False

Capital Loss Provision % 0.00%

Income Loss Provision % 0.00%

Unrealised Gains Provision % 0.00%

---

BLAINEY SUPERANNUATION FUND

Fund Details Report

Bank Accounts

Code and Description	MAQ - Macquarie Cash Management Account
Account Type	Bank Account
BSB	182-512
Account Number	961106184
Account Name	Barbara Blainey & John Blainey ATF BLAINEY SUPERANNUATION FUND
Operational Account	True
Holding Reference Type	
Holding Reference	
In-House Asset	False

Code and Description	MAQ - Macquarie cash management - 969453646
Account Type	Bank Account
BSB	182-512
Account Number	969453646
Account Name	Elizabeth Barbara Blainey ATF BLAINEY SUPERANNUATION FUND
Operational Account	True
Holding Reference Type	
Holding Reference	
In-House Asset	False

---

# BLAINEY SUPERANNUATION FUND

## Fund Details Report

---

### Investment Accounts

Code and Description	AFI - Australian Foundation Investment Company Limited
----------------------	--

Holding Reference Type	
Holding Reference	
Security Issue Code	AFI
Market Type Code	LM
Unlisted Security Type Code	
In-House Asset	False

---

Code and Description	AMC - Amcor PLC - Cdi 1:1 Foreign Exempt Nyse
----------------------	---

Holding Reference Type	
Holding Reference	
Security Issue Code	AMC
Market Type Code	LM
Unlisted Security Type Code	
In-House Asset	False

---

Code and Description	CBP - Carbon Polymers Limited
----------------------	-------------------------------

Holding Reference Type	
Holding Reference	
Security Issue Code	CBP
Market Type Code	LM
Unlisted Security Type Code	
In-House Asset	False

---

Code and Description	CGC - Costa Group Holdings Limited
----------------------	------------------------------------

Holding Reference Type	
Holding Reference	
Security Issue Code	CGC
Market Type Code	LM
Unlisted Security Type Code	
In-House Asset	False

---

Code and Description	CNX - Carbon Energy Limited
----------------------	-----------------------------

Holding Reference Type	
Holding Reference	
Security Issue Code	CNX
Market Type Code	LM
Unlisted Security Type Code	
In-House Asset	False

---

Code and Description	CSL - CSL Limited
----------------------	-------------------

Holding Reference Type	
Holding Reference	
Security Issue Code	CSL
Market Type Code	LM
Unlisted Security Type Code	
In-House Asset	False

---

Code and Description	CSS - Clean Seas Seafood Limited
----------------------	----------------------------------

Holding Reference Type	
Holding Reference	
Security Issue Code	CSS

---

# BLAINEY SUPERANNUATION FUND

## Fund Details Report

---

Market Type Code	LM
Unlisted Security Type Code	
In-House Asset	False

---

<b>Code and Description</b>	<b>CSSN - Clean Seas Tuna Limited - Ordinary Fully Paid Deferred</b>
-----------------------------	--

Holding Reference Type	
Holding Reference	
Security Issue Code	CSSN
Market Type Code	LM
Unlisted Security Type Code	
In-House Asset	False

---

<b>Code and Description</b>	<b>CTP - Central Petroleum Limited</b>
-----------------------------	--

Holding Reference Type	
Holding Reference	
Security Issue Code	CTP
Market Type Code	LM
Unlisted Security Type Code	
In-House Asset	False

---

<b>Code and Description</b>	<b>FMG - Fortescue Metals Group Ltd</b>
-----------------------------	---

Holding Reference Type	
Holding Reference	
Security Issue Code	FMG
Market Type Code	LM
Unlisted Security Type Code	
In-House Asset	False

---

<b>Code and Description</b>	<b>LLC - Lendlease Group - Fully Paid Ordinary/Units Stapled Securities</b>
-----------------------------	---

Holding Reference Type	
Holding Reference	
Security Issue Code	LLC
Market Type Code	LM
Unlisted Security Type Code	
In-House Asset	False

---

<b>Code and Description</b>	<b>LYC - Lynas Rare Earths Limited</b>
-----------------------------	--

Holding Reference Type	
Holding Reference	
Security Issue Code	LYC
Market Type Code	LM
Unlisted Security Type Code	
In-House Asset	False

---

<b>Code and Description</b>	<b>MSB - Mesoblast Limited</b>
-----------------------------	--------------------------------

Holding Reference Type	
Holding Reference	
Security Issue Code	MSB
Market Type Code	LM
Unlisted Security Type Code	
In-House Asset	False

---

<b>Code and Description</b>	<b>NEOI0752 - Neometals I0752</b>
-----------------------------	-----------------------------------

Holding Reference Type	
------------------------	--

---

## BLAINEY SUPERANNUATION FUND

### Fund Details Report

---

Holding Reference	
Security Issue Code	NEOI0752
Market Type Code	LM
Unlisted Security Type Code	
In-House Asset	False

---

<b>Code and Description</b>	<b>NMT - Neometals Ltd</b>
-----------------------------	----------------------------

Holding Reference Type	
Holding Reference	
Security Issue Code	NMT
Market Type Code	LM
Unlisted Security Type Code	
In-House Asset	False

---

<b>Code and Description</b>	<b>NMTXE - Neometals Ltd - Ent To Shares In Widgie Nickel Pty Ltd</b>
-----------------------------	---

Holding Reference Type	
Holding Reference	
Security Issue Code	NMTXE
Market Type Code	LM
Unlisted Security Type Code	
In-House Asset	False

---

<b>Code and Description</b>	<b>OEC - Orbital Corporation Limited</b>
-----------------------------	--

Holding Reference Type	
Holding Reference	
Security Issue Code	OEC
Market Type Code	LM
Unlisted Security Type Code	
In-House Asset	False

---

<b>Code and Description</b>	<b>SHL - Sonic Healthcare Limited</b>
-----------------------------	---------------------------------------

Holding Reference Type	
Holding Reference	
Security Issue Code	SHL
Market Type Code	LM
Unlisted Security Type Code	
In-House Asset	False

---

<b>Code and Description</b>	<b>VIV - Vivid Technology Limited</b>
-----------------------------	---------------------------------------

Holding Reference Type	
Holding Reference	
Security Issue Code	VIV
Market Type Code	LM
Unlisted Security Type Code	
In-House Asset	False

---

<b>Code and Description</b>	<b>WBA - Webster Limited</b>
-----------------------------	------------------------------

Holding Reference Type	
Holding Reference	
Security Issue Code	WBA
Market Type Code	LM
Unlisted Security Type Code	
In-House Asset	False

---



---

# BLAINEY SUPERANNUATION FUND

## Fund Details Report

---

Code and Description	WGB - Wam Global Limited
----------------------	--------------------------

Holding Reference Type	
Holding Reference	
Security Issue Code	WGB
Market Type Code	LM
Unlisted Security Type Code	
In-House Asset	False

---

Code and Description	WIN - Widgie Nickel Limited X8232
----------------------	-----------------------------------

Holding Reference Type	
Holding Reference	
Security Issue Code	WIN
Market Type Code	LM
Unlisted Security Type Code	
In-House Asset	False

---

Code and Description	WMI - Wam Microcap Limited
----------------------	----------------------------

Holding Reference Type	
Holding Reference	
Security Issue Code	WMI
Market Type Code	LM
Unlisted Security Type Code	
In-House Asset	False

---

### Custom Holding Accounts

Code and Description	NEO#0752 - Neo Metals I0752
----------------------	-----------------------------

Holding Reference Type	
Holding Reference	
Unrealised Tax Provision %	
Unrealised Tax Provision Default?	
In-House Asset	False
GL Investment Classification	ListedShares
Tax Return Classification	AustDirectListedShares
Capital Gain Classification	SharesAndUnitsListed
Market Type	LM

---

# BLAINEY SUPERANNUATION FUND

## Fund Details Report

### Member Details

<b>Member Number</b>	1
Title	MR
First Name	John
Middle Names	Maynard
Family Name	Blainey
Gender	Male
Date of Birth	20 January 1928
Date of Death	
Preferred Salutation	
Preferred Name	
<b>Contact Details</b>	
Preferred Voice Contact	Home
Preferred Written Contact	MailingAddress
Home Phone	
Work Phone	
Mobile	
Fax	
Direct	
Email	info@armstrongadvisory.com.au
Use Physical Address for Mailing	False
<b>Physical Address</b>	
Line 1	22 Londonderry Drive
Line 2	
Line 3	
Suburb	KILLARNEY HEIGHTS
State	NSW
Postcode	2087
Validate Address	False
<b>Mailing Address</b>	
Addressee	
Line 1	Suite 201
Line 2	
Line 3	
Suburb	KILLARNEY HEIGHTS
State	NSW
Postcode	2087
Validate Address	False
<b>Member Details</b>	
Join Fund Date	26 February 2001
Leave Fund Date	
ESP Start Date	26 February 2001
Australian Resident	True
TFN	149449708
Claim Tax Free Threshold	False
Death Sum Insured	
TPD Sum Insured	
Salary Continuance Sum Insured	
<b>Pension Accounts</b>	
<b>Pension Account Name</b>	<b>Reversionary Pension</b>
Pension Type	AccountBased
Start Date	23 August 2020
Crystallisation Date	

---

# BLAINEY SUPERANNUATION FUND

## Fund Details Report

---

Pension Account Name	Allocated Pension
Pension Type	AllocatedPension
Start Date	26 February 2001
Crystallisation Date	30 June 2019

---

<b>Member Number</b>	2
Title	MRS
First Name	Barbara
Middle Names	Lillian
Family Name	Blainey
Gender	Female
Date of Birth	14 October 1930
Date of Death	22 August 2020
Preferred Salutation	
Preferred Name	
<b>Contact Details</b>	
Preferred Voice Contact	Home
Preferred Written Contact	MailingAddress
Home Phone	
Work Phone	
Mobile	
Fax	
Direct	
Email	info@armstrongadvisory.com.au
Use Physical Address for Mailing	False
<b>Physical Address</b>	
Line 1	22 Londonderry Drive
Line 2	
Line 3	
Suburb	KILLARNEY HEIGHTS
State	NSW
Postcode	2087
Validate Address	False
<b>Mailing Address</b>	
Addressee	
Line 1	Suite 201
Line 2	
Line 3	
Suburb	KILLARNEY HEIGHTS
State	NSW
Postcode	2087
Validate Address	False
<b>Member Details</b>	
Join Fund Date	26 February 2001
Leave Fund Date	
ESP Start Date	26 February 2001
Australian Resident	False
TFN	124804069
Claim Tax Free Threshold	False
Death Sum Insured	
TPD Sum Insured	
Salary Continuance Sum Insured	
<b>Pension Accounts</b>	

---

# BLAINEY SUPERANNUATION FUND

## Fund Details Report

---

<b>Pension Account Name</b>	<b>Allocated Pension</b>
Pension Type	AllocatedPension
Start Date	26 February 2001
Crystallisation Date	30 June 2019

---

### Non Member Trustee Details

Title	Ms
First Name	Elizabeth
Middle Names	Barbara
Family Name	Blainey
Gender	Female

Preferred Salutation

Preferred Name

Former Name

Job Title

Date of Birth

TFN

#### Contact Details

Preferred Voice Contact Home

Preferred Written Contact Email

Home Phone

Work Phone

Mobile

Fax

Direct

Email

Use Physical Address for Mailing true

#### Physical Address

Line 1

Line 2

Line 3

Suburb

State

Postcode

Validate Address false

# BLAINEY SUPERANNUATION FUND

Detailed Trial Balance as at 30 June 2022

Prior Year		Description	Current Year		
Debits	Credits		Quantity	Debits	Credits
INCOME					
		Realised Capital Gains - Shares in Listed Companies			
1,684.61	-	Amcor PLC - Cdi 1:1 Foreign Exempt Nyse		-	-
-	5,413.50	Australian Foundation Investment Company Limited		-	-
19,157.00	-	Carbon Energy Limited		-	-
28,257.00	-	Carbon Polymers Limited		-	-
-	2,810.10	Costa Group Holdings Limited		-	672.95
-	-	Orbital Corporation Limited		2,251.08	-
-	5,926.24	Sonic Healthcare Limited		-	7,146.58
5,682.00	-	Vivid Technology Limited		-	-
3,193.74	-	Wam Global Limited		-	-
		Realised Capital Gains - Stapled Securities			
1,693.87	-	Lendlease Group - Fully Paid Ordinary/Units Stapled Securities		-	-
		Increase in Market Value - Shares in Listed Companies			
-	1,609.90	Amcor PLC - Cdi 1:1 Foreign Exempt Nyse		-	-
1,089.73	-	Australian Foundation Investment Company Limited		-	-
-	19,120.00	Carbon Energy Limited		-	-
-	28,032.00	Carbon Polymers Limited		-	-
-	492.71	Central Petroleum Limited		1,950.00	-
25,528.00	-	Clean Seas Seafood Limited		1,744.95	-
-	19,828.00	Clean Seas Tuna Limited - Ordinary Fully Paid Deferred		-	-
-	919.95	Costa Group Holdings Limited		1,940.10	-
-	559.05	CSL Limited		1,613.00	-
-	22,730.10	Lynas Rare Earths Limited		-	27,860.05

### Detailed Trial Balance as at 30 June 2022

Prior Year		Description	Current Year		
Debits	Credits		Quantity	Debits	Credits
47,019.95	-	Mesoblast Limited		54,800.00	-
-	26,940.15	Neometals Ltd		-	69,650.00
-	1,643.05	Orbital Corporation Limited		1,351.00	-
-	3,390.72	Sonic Healthcare Limited		11,083.16	-
-	3,182.00	Vivid Technology Limited		-	-
-	3,471.00	Wam Global Limited		-	-
-	31,355.42	Wam Microcap Limited		14,000.00	-
		Increase in Market Value - Stapled Securities			
-	817.25	Lendlease Group - Fully Paid Ordinary/Units Stapled Securities		-	-
		Dividends - Shares in Listed Companies			
-	955.20	Amcor PLC - Cdi 1:1 Foreign Exempt Nyse		-	-
-	800.00	Australian Foundation Investment Company Limited		-	-
-	1,285.72	Costa Group Holdings Limited		-	285.71
-	281.87	CSL Limited		-	308.07
-	1,281.16	Sonic Healthcare Limited		-	1,274.64
-	9,121.77	Wam Microcap Limited		-	13,000.00
		Interest - Cash At Bank			
-	-	Macquarie cash management - 969453646		-	0.14
-	4.27	Macquarie Cash Management Account		-	-
		<b>EXPENSE</b>			
		Pensions Paid - Mr John Blainey			
10,932.80	-	Allocated Pension		1,595.00	-
11,890.00	-	Reversionary Pension		24,800.00	-

# BLAINEY SUPERANNUATION FUND

Detailed Trial Balance as at 30 June 2022

Prior Year		Description	Current Year		
Debits	Credits		Quantity	Debits	Credits
-	-	Accountancy Fee		1,360.00	-
-	-	Auditor Fee		275.00	-
259.00	-	SMSF Supervisory Levy		259.00	-
<b>INCOME TAX</b>					
<b>PROFIT &amp; LOSS CLEARING ACCOUNT</b>					
35,583.43	-	Profit & Loss Clearing Account		1,175.85	-
<b>ASSETS</b>					
Shares in Listed Companies					
30,550.00	-	Central Petroleum Limited	260,000.0000	28,600.00	-
7,875.00	-	Clean Seas Seafood Limited	30,000.0000	15,600.00	-
16,550.00	-	Costa Group Holdings Limited		-	-
28,519.00	-	CSL Limited	100.0000	26,906.00	-
45,680.00	-	Lynas Rare Earths Limited	10,000.0000	87,300.00	-
79,200.00	-	Mesoblast Limited	40,000.0000	24,400.00	-
48,000.00	-	Neometals Ltd	130,000.0000	117,650.00	-
-	-	Neometals Ltd - Ent To Shares In Widgie Nickel Pty Ltd	87,113.0000	14,656.13	-
16,043.90	-	Orbital Corporation Limited		-	-
38,400.00	-	Sonic Healthcare Limited	500.0000	16,505.00	-
127,750.00	-	Wam Microcap Limited	70,000.0000	113,750.00	-
Cash At Bank					
-	-	Macquarie cash management - 969453646		1,918.22	-
8,350.55	-	Macquarie Cash Management Account		-	-

# BLAINEY SUPERANNUATION FUND

Detailed Trial Balance as at 30 June 2022

Prior Year			Current Year		
Debits	Credits	Description	Quantity	Debits	Credits
		Current Tax Assets			
0.32	-	Income Tax Payable		0.32	-
		Current Tax Assets - Franking Credits - Shares in Listed Companies			
240.00	-	Australian Foundation Investment Company Limited		-	-
385.72	-	Costa Group Holdings Limited		85.71	-
-	-	CSL Limited		6.81	-
145.96	-	Sonic Healthcare Limited		324.64	-
2,736.53	-	Wam Microcap Limited		3,900.00	-
<b>LIABILITIES</b>					
<b>MEMBER ENTITLEMENTS</b>					
		Mr John Blainey			
-	215,508.77	Allocated Pension		-	227,204.05
-	234,918.21	Reversionary Pension		-	224,398.78
<u>642,398.11</u>	<u>642,398.11</u>			<u>571,800.97</u>	<u>571,800.97</u>



**BLAINEY SUPERANNUATION FUND**  
**General Ledger Audit Trail**  
**For the period from 1 July 2021 to 30 June 2022**

Processed Date & User	Date	Description	State	Amount	
<b>Income</b>					
<b>Investment Gains · Disposal Suspense · Shares in Listed Companies · Costa Group Holdings Limited</b>					
21/04/2023	nathan@armstrongadvisory.com.au	25/10/2021	MOT CNT21459914 Sell 5000 CGC	Accounted	15,030.05 Dr
2/11/2022	brian@armstrongadvisory.com.au	25/10/2021	MOT CNT21459914 Sell 5000 CGC	Accounted	15,030.05 Cr
<b>Investment Gains · Disposal Suspense · Shares in Listed Companies · Orbital Corporation Limited</b>					
21/04/2023	nathan@armstrongadvisory.com.au	2/08/2021	MOT CNT 21166019 Sell 614 OEC	Accounted	483.53 Dr
20/10/2022	brian@armstrongadvisory.com.au	2/08/2021	MOT CNT 21166019 Sell 614 OEC	Accounted	483.53 Cr
21/04/2023	nathan@armstrongadvisory.com.au	24/08/2021	MOT CNT21247306 sell 16533 OEC	Accounted	10,561.17 Dr
20/10/2022	brian@armstrongadvisory.com.au	24/08/2021	MOT CNT21247306 sell 16533 OEC	Accounted	10,561.17 Cr
21/04/2023	nathan@armstrongadvisory.com.au	26/08/2021	MOT CNT21257210 Sell 1600 OEC	Accounted	1,024.00 Dr
20/10/2022	brian@armstrongadvisory.com.au	26/08/2021	MOT CNT21257210 Sell 1600 OEC	Accounted	1,024.00 Cr
21/04/2023	nathan@armstrongadvisory.com.au	27/08/2021	MOT CNT212557805 sell 583 OEC	Accounted	373.12 Dr
20/10/2022	brian@armstrongadvisory.com.au	27/08/2021	MOT CNT212557805 sell 583 OEC	Accounted	373.12 Cr
<b>Investment Gains · Disposal Suspense · Shares in Listed Companies · Sonic Healthcare Limited</b>					
21/04/2023	nathan@armstrongadvisory.com.au	2/05/2022	MOT CNT22089769 sell 500 SHL	Accounted	17,958.42 Dr
20/10/2022	brian@armstrongadvisory.com.au	2/05/2022	MOT CNT22089769 sell 500 SHL	Accounted	17,958.42 Cr
<b>Investment Gains · Increase in Market Value · Shares in Listed Companies · Central Petroleum Limited</b>					
21/04/2023	nathan@armstrongadvisory.com.au	30/06/2022	Market Value Adjustment	Accounted	1,950.00 Dr
<b>Investment Gains · Increase in Market Value · Shares in Listed Companies · Clean Seas Seafood Limited</b>					
21/04/2023	nathan@armstrongadvisory.com.au	30/06/2022	Market Value Adjustment	Accounted	1,744.95 Dr
<b>Investment Gains · Increase in Market Value · Shares in Listed Companies · Costa Group Holdings Limited</b>					
21/04/2023	nathan@armstrongadvisory.com.au	30/06/2022	Market Value Adjustment	Accounted	1,940.10 Dr
<b>Investment Gains · Increase in Market Value · Shares in Listed Companies · CSL Limited</b>					
21/04/2023	nathan@armstrongadvisory.com.au	30/06/2022	Market Value Adjustment	Accounted	1,613.00 Dr
<b>Investment Gains · Increase in Market Value · Shares in Listed Companies · Lynas Rare Earths Limited</b>					
21/04/2023	nathan@armstrongadvisory.com.au	30/06/2022	Market Value Adjustment	Accounted	27,860.05 Cr
<b>Investment Gains · Increase in Market Value · Shares in Listed Companies · Mesoblast Limited</b>					
21/04/2023	nathan@armstrongadvisory.com.au	30/06/2022	Market Value Adjustment	Accounted	54,800.00 Dr
<b>Investment Gains · Increase in Market Value · Shares in Listed Companies · Neometals Ltd</b>					
21/04/2023	nathan@armstrongadvisory.com.au	30/06/2022	Market Value Adjustment	Accounted	69,650.00 Cr
<b>Investment Gains · Increase in Market Value · Shares in Listed Companies · Orbital Corporation Limited</b>					
21/04/2023	nathan@armstrongadvisory.com.au	30/06/2022	Market Value Adjustment	Accounted	1,351.00 Dr
<b>Investment Gains · Increase in Market Value · Shares in Listed Companies · Sonic Healthcare Limited</b>					

**BLAINEY SUPERANNUATION FUND**  
**General Ledger Audit Trail**  
**For the period from 1 July 2021 to 30 June 2022**

Processed Date & User	Date	Description	State	Amount	
<b>Income</b>					
21/04/2023	nathan@armstrongadvisory.com.au	30/06/2022	Market Value Adjustment	Accounted	11,083.16 Dr
<b>Investment Gains · Increase in Market Value · Shares in Listed Companies · Wam Microcap Limited</b>					
21/04/2023	nathan@armstrongadvisory.com.au	30/06/2022	Market Value Adjustment	Accounted	14,000.00 Dr
<b>Investment Gains · Realised Capital Gains · Shares in Listed Companies · Costa Group Holdings Limited</b>					
21/04/2023	nathan@armstrongadvisory.com.au	25/10/2021	MOT CNT21459914 Sell 5000 CGC	Accounted	672.95 Cr
<b>Investment Gains · Realised Capital Gains · Shares in Listed Companies · Orbital Corporation Limited</b>					
21/04/2023	nathan@armstrongadvisory.com.au	2/08/2021	MOT CNT 21166019 Sell 614 OEC	Accounted	3,085.83 Dr
21/04/2023	nathan@armstrongadvisory.com.au	24/08/2021	MOT CNT21247306 sell 16533 OEC	Accounted	725.60 Cr
21/04/2023	nathan@armstrongadvisory.com.au	26/08/2021	MOT CNT21257210 Sell 1600 OEC	Accounted	80.00 Cr
21/04/2023	nathan@armstrongadvisory.com.au	27/08/2021	MOT CNT212557805 sell 583 OEC	Accounted	29.15 Cr
<b>Investment Gains · Realised Capital Gains · Shares in Listed Companies · Sonic Healthcare Limited</b>					
21/04/2023	nathan@armstrongadvisory.com.au	2/05/2022	MOT CNT22089769 sell 500 SHL	Accounted	7,146.58 Cr
<b>Investment Income · Dividends · Shares in Listed Companies · Costa Group Holdings Limited</b>					
2/11/2022	brian@armstrongadvisory.com.au	7/10/2021	CGC AUD 0.04 FRANKED, 30% CTR, DRP SUSP	Accounted	285.71 Cr
<b>Investment Income · Dividends · Shares in Listed Companies · CSL Limited</b>					
20/10/2022	brian@armstrongadvisory.com.au	30/09/2021	CSL USD 1.18, 0.118 FRANKED, 30% CTR, 1.062 CFI, DRP SUSP	Accounted	165.78 Cr
20/10/2022	brian@armstrongadvisory.com.au	6/04/2022	CSL USD 1.04, UNFRANKED, 1.04 CFI, DRP SUSP	Accounted	142.29 Cr
<b>Investment Income · Dividends · Shares in Listed Companies · Sonic Healthcare Limited</b>					
20/10/2022	brian@armstrongadvisory.com.au	22/09/2021	SHL AUD 0.3575 FRANKED, 30% CTR, 0.1925 CFI, DRP SUSP	Accounted	703.21 Cr
20/10/2022	brian@armstrongadvisory.com.au	23/03/2022	SHL AUD 0.4 FRANKED, 30% CTR, DRP SUSP	Accounted	571.43 Cr
<b>Investment Income · Dividends · Shares in Listed Companies · Wam Microcap Limited</b>					
22/02/2023	brian@armstrongadvisory.com.au	22/10/2021	WMI AUD 0.04 SPEC, 0.08 FRANKED, 30% CTR, DRP 2.5% DISC	Accounted	8,000.00 Cr
20/10/2022	brian@armstrongadvisory.com.au	14/04/2022	WMI AUD 0.05 FRANKED, 30% CTR, DRP 2.5% DISC	Accounted	5,000.00 Cr
<b>Investment Income · Interest · Cash At Bank · Macquarie cash management - 969453646</b>					
3/11/2022	brian@armstrongadvisory.com.au	30/06/2022	Macquarie CMA Interest paid	Accounted	0.14 Cr
<b>Expenses</b>					
<b>Member Payments · Pensions Paid · Mr John Blainey · Allocated Pension</b>					
22/02/2023	brian@armstrongadvisory.com.au	11/02/2022	Pension Drawdown - Gross	Accounted	1,595.00 Dr
<b>Member Payments · Pensions Paid · Mr John Blainey · Reversionary Pension</b>					
2/11/2022	brian@armstrongadvisory.com.au	3/05/2022	Pension Drawdown - Gross	Accounted	24,800.00 Dr
<b>Other Expenses · Accountancy Fee</b>					

**BLAINEY SUPERANNUATION FUND**  
**General Ledger Audit Trail**  
**For the period from 1 July 2021 to 30 June 2022**

Processed Date & User	Date	Description	State	Amount
-----------------------	------	-------------	-------	--------

## Expenses

### Other Expenses · Accountancy Fee

20/10/2022	brian@armstrongadvisory.co m.au	2/02/2022	Transact Funds Trf to Armstrong	Accounted	1,360.00	Dr
------------	------------------------------------	-----------	---------------------------------	-----------	----------	----

### Other Expenses · Auditor Fee

20/10/2022	brian@armstrongadvisory.co m.au	2/02/2022	Transact Funds Trf to Armstrong	Accounted	275.00	Dr
------------	------------------------------------	-----------	---------------------------------	-----------	--------	----

### Other Expenses · SMSF Supervisory Levy

12/04/2023	brian@armstrongadvisory.co m.au	14/02/2022	ATO tax refund 2021	Accounted	259.00	Dr
------------	------------------------------------	------------	---------------------	-----------	--------	----

## Income Tax

## Assets

### Investments · Shares in Listed Companies · Central Petroleum Limited

21/04/2023	nathan@armstrongadvisory. com.au	30/06/2022	Market Value Adjustment	Accounted	1,950.00	Cr
------------	-------------------------------------	------------	-------------------------	-----------	----------	----

### Investments · Shares in Listed Companies · Clean Seas Seafood Limited

20/10/2022	brian@armstrongadvisory.co m.au	27/10/2021	MOT CNT21467311 Buy 15000 CSS	Accounted	9,469.95	Dr
21/04/2023	nathan@armstrongadvisory. com.au	30/06/2022	Market Value Adjustment	Accounted	1,744.95	Cr

### Investments · Shares in Listed Companies · Costa Group Holdings Limited

22/02/2023	brian@armstrongadvisory.co m.au	28/07/2021	CGC Premium	Accounted	252.80	Cr
21/04/2023	nathan@armstrongadvisory. com.au	25/10/2021	MOT CNT21459914 Sell 5000 CGC	Accounted	14,357.10	Cr
21/04/2023	nathan@armstrongadvisory. com.au	30/06/2022	Market Value Adjustment	Accounted	1,940.10	Cr

### Investments · Shares in Listed Companies · CSL Limited

21/04/2023	nathan@armstrongadvisory. com.au	30/06/2022	Market Value Adjustment	Accounted	1,613.00	Cr
------------	-------------------------------------	------------	-------------------------	-----------	----------	----

### Investments · Shares in Listed Companies · Lynas Rare Earths Limited

20/10/2022	brian@armstrongadvisory.co m.au	19/10/2021	MOT CNT21439387 Buy 2000 LYC	Accounted	13,759.95	Dr
21/04/2023	nathan@armstrongadvisory. com.au	30/06/2022	Market Value Adjustment	Accounted	27,860.05	Dr

### Investments · Shares in Listed Companies · Mesoblast Limited

21/04/2023	nathan@armstrongadvisory. com.au	30/06/2022	Market Value Adjustment	Accounted	54,800.00	Cr
------------	-------------------------------------	------------	-------------------------	-----------	-----------	----

### Investments · Shares in Listed Companies · Neometals Ltd

21/04/2023	nathan@armstrongadvisory. com.au	30/06/2022	Market Value Adjustment	Accounted	69,650.00	Dr
------------	-------------------------------------	------------	-------------------------	-----------	-----------	----

### Investments · Shares in Listed Companies · Neometals Ltd - Ent To Shares In Widgie Nickel Pty Ltd

3/11/2022	nathan@armstrongadvisory. com.au	13/01/2022	MOT CNT21710494 buy 56293 WIN	Accounted	14,656.13	Dr
-----------	-------------------------------------	------------	-------------------------------	-----------	-----------	----

### Investments · Shares in Listed Companies · Orbital Corporation Limited

21/04/2023	nathan@armstrongadvisory. com.au	2/08/2021	MOT CNT 21166019 Sell 614 OEC	Accounted	3,569.36	Cr
------------	-------------------------------------	-----------	-------------------------------	-----------	----------	----

**BLAINEY SUPERANNUATION FUND**  
**General Ledger Audit Trail**  
**For the period from 1 July 2021 to 30 June 2022**

Processed Date & User	Date	Description	State	Amount
-----------------------	------	-------------	-------	--------

## Assets

### Investments · Shares in Listed Companies · Orbital Corporation Limited

21/04/2023	nathan@armstrongadvisory.com.au	24/08/2021	MOT CNT21247306 sell 16533 OEC	Accounted	9,835.57	Cr
21/04/2023	nathan@armstrongadvisory.com.au	26/08/2021	MOT CNT21257210 Sell 1600 OEC	Accounted	944.00	Cr
21/04/2023	nathan@armstrongadvisory.com.au	27/08/2021	MOT CNT212557805 sell 583 OEC	Accounted	343.97	Cr
21/04/2023	nathan@armstrongadvisory.com.au	30/06/2022	Market Value Adjustment	Accounted	1,351.00	Cr

### Investments · Shares in Listed Companies · Sonic Healthcare Limited

21/04/2023	nathan@armstrongadvisory.com.au	2/05/2022	MOT CNT22089769 sell 500 SHL	Accounted	10,811.84	Cr
21/04/2023	nathan@armstrongadvisory.com.au	30/06/2022	Market Value Adjustment	Accounted	11,083.16	Cr

### Investments · Shares in Listed Companies · Wam Microcap Limited

21/04/2023	nathan@armstrongadvisory.com.au	30/06/2022	Market Value Adjustment	Accounted	14,000.00	Cr
------------	---------------------------------	------------	-------------------------	-----------	-----------	----

### Other Assets · Cash At Bank · Macquarie cash management - 969453646

20/10/2022	brian@armstrongadvisory.com.au	22/07/2021	Transfer to new	Accounted	8,350.55	Dr
20/10/2022	brian@armstrongadvisory.com.au	22/09/2021	Sonic Healthcare FIN21/00879730	Accounted	550.00	Dr
20/10/2022	brian@armstrongadvisory.com.au	27/09/2021	Final Transfer	Accounted	12,694.62	Dr
20/10/2022	brian@armstrongadvisory.com.au	30/09/2021	CSL LTD Dividend AUD21/01129579	Accounted	158.97	Dr
20/10/2022	brian@armstrongadvisory.com.au	7/10/2021	CGC ITM 001267946302	Accounted	200.00	Dr
20/10/2022	brian@armstrongadvisory.com.au	19/10/2021	MOT CNT21439387 Buy 2000 LYC	Accounted	13,759.95	Cr
20/10/2022	brian@armstrongadvisory.com.au	22/10/2021	WAM Microcap Ltd S00124843278	Accounted	5,600.00	Dr
20/10/2022	brian@armstrongadvisory.com.au	25/10/2021	MOT CNT21459914 Sell 5000 CGC	Accounted	15,030.05	Dr
20/10/2022	brian@armstrongadvisory.com.au	27/10/2021	MOT CNT21467311 Buy 15000 CSS	Accounted	9,469.95	Cr
20/10/2022	brian@armstrongadvisory.com.au	13/01/2022	MOT CNT21710494 buy 56293 WIN	Accounted	14,656.13	Cr
20/10/2022	brian@armstrongadvisory.com.au	2/02/2022	Transact Funds Trf to Armstrong	Accounted	1,635.00	Cr
20/10/2022	brian@armstrongadvisory.com.au	11/02/2022	Transact funds to J M & B L Blainey	Accounted	1,595.00	Cr
20/10/2022	brian@armstrongadvisory.com.au	4/03/2022	to update AC/NO	Accounted	3,249.21	Dr
20/10/2022	brian@armstrongadvisory.com.au	23/03/2022	Sonic Healthcare int22/00879372	Accounted	400.00	Dr
20/10/2022	brian@armstrongadvisory.com.au	6/04/2022	CSL LTD Dividend 22AUD/01029955	Accounted	142.29	Dr
20/10/2022	brian@armstrongadvisory.com.au	14/04/2022	WAM Microcap Ltd	Accounted	3,500.00	Dr
20/10/2022	brian@armstrongadvisory.com.au	2/05/2022	MOT CNT22089769 sell 500 SHL	Accounted	17,958.42	Dr
20/10/2022	brian@armstrongadvisory.com.au	3/05/2022	Transact trsf to 966909715 John Maynard B	Accounted	24,800.00	Cr
20/10/2022	brian@armstrongadvisory.com.au	30/06/2022	Macquarie CMA Interest paid	Accounted	0.14	Dr

### Other Assets · Cash At Bank · Macquarie Cash Management Account

**BLAINEY SUPERANNUATION FUND**  
**General Ledger Audit Trail**  
**For the period from 1 July 2021 to 30 June 2022**

Processed Date & User	Date	Description	State	Amount
-----------------------	------	-------------	-------	--------

## Assets

### Other Assets · Cash At Bank · Macquarie Cash Management Account

20/10/2022	brian@armstrongadvisory.co m.au	22/07/2021	Transfer to 968453646	Accounted	8,350.55	Cr
20/10/2022	brian@armstrongadvisory.co m.au	28/07/2021	CGC Premium	Accounted	252.80	Dr
20/10/2022	brian@armstrongadvisory.co m.au	2/08/2021	MOT CNT 21166019 Sell 614 OEC	Accounted	483.53	Dr
20/10/2022	brian@armstrongadvisory.co m.au	24/08/2021	MOT CNT21247306 sell 16533 OEC	Accounted	10,561.17	Dr
20/10/2022	brian@armstrongadvisory.co m.au	26/08/2021	MOT CNT21257210 Sell 1600 OEC	Accounted	1,024.00	Dr
20/10/2022	brian@armstrongadvisory.co m.au	27/08/2021	MOT CNT212557805 sell 583 OEC	Accounted	373.12	Dr
20/10/2022	brian@armstrongadvisory.co m.au	27/09/2021	transfer	Accounted	12,694.62	Cr
12/04/2023	brian@armstrongadvisory.co m.au	14/02/2022	ATO tax refund 2021	Accounted	3,249.21	Dr
12/04/2023	brian@armstrongadvisory.co m.au	4/03/2022	Transfer to Elizabeth Barb	Accounted	3,249.21	Cr

### Other Assets · Current Tax Assets · Franking Credits · Shares in Listed Companies · Australian Foundation Investment

14/12/2021	nathan@armstrongadvisory. com.au	1/07/2021	Fund Tax Finalisation	Accounted	240.00	Cr
------------	-------------------------------------	-----------	-----------------------	-----------	--------	----

### Other Assets · Current Tax Assets · Franking Credits · Shares in Listed Companies · Costa Group Holdings Limited

14/12/2021	nathan@armstrongadvisory. com.au	1/07/2021	Fund Tax Finalisation	Accounted	385.72	Cr
2/11/2022	brian@armstrongadvisory.co m.au	7/10/2021	CGC AUD 0.04 FRANKED, 30% CTR, DRP SUSP	Accounted	85.71	Dr

### Other Assets · Current Tax Assets · Franking Credits · Shares in Listed Companies · CSL Limited

20/10/2022	brian@armstrongadvisory.co m.au	30/09/2021	CSL USD 1.18, 0.118 FRANKED, 30% CTR, 1.062 CFI, DR	Accounted	6.81	Dr
------------	------------------------------------	------------	---	-----------	------	----

### Other Assets · Current Tax Assets · Franking Credits · Shares in Listed Companies · Sonic Healthcare Limited

14/12/2021	nathan@armstrongadvisory. com.au	1/07/2021	Fund Tax Finalisation	Accounted	145.96	Cr
20/10/2022	brian@armstrongadvisory.co m.au	22/09/2021	SHL AUD 0.3575 FRANKED, 30% CTR, 0.1925 CFI, DRP 5	Accounted	153.21	Dr
20/10/2022	brian@armstrongadvisory.co m.au	23/03/2022	SHL AUD 0.4 FRANKED, 30% CTR, DRP SUSP	Accounted	171.43	Dr

### Other Assets · Current Tax Assets · Franking Credits · Shares in Listed Companies · Wam Microcap Limited

14/12/2021	nathan@armstrongadvisory. com.au	1/07/2021	Fund Tax Finalisation	Accounted	2,736.53	Cr
22/02/2023	brian@armstrongadvisory.co m.au	22/10/2021	WMI AUD 0.04 SPEC, 0.08 FRANKED, 30% CTR, DRP 2.5	Accounted	2,400.00	Dr
20/10/2022	brian@armstrongadvisory.co m.au	14/04/2022	WMI AUD 0.05 FRANKED, 30% CTR, DRP 2.5% DISC	Accounted	1,500.00	Dr

### Other Assets · Current Tax Assets · Income Tax Payable

14/12/2021	nathan@armstrongadvisory. com.au	1/07/2021	Fund Tax Finalisation	Accounted	3,508.21	Dr
12/04/2023	brian@armstrongadvisory.co m.au	14/02/2022	ATO tax refund 2021	Accounted	3,508.21	Cr

### Other Assets · Receivables · Capital Return Receivable · Shares in Listed Companies · Costa Group Holdings Limited

22/02/2023	brian@armstrongadvisory.co m.au	28/07/2021	CGC Premium	Accounted	252.80	Dr
22/02/2023	Evidence Match	28/07/2021	CGC Premium	Accounted	252.80	Cr

### Other Assets · Receivables · Investment Income Receivable · Dividends · Shares in Listed Companies · Costa Group Ho

**BLAINEY SUPERANNUATION FUND**  
**General Ledger Audit Trail**  
**For the period from 1 July 2021 to 30 June 2022**

Processed Date & User	Date	Description	State	Amount
-----------------------	------	-------------	-------	--------

## Assets

### Other Assets · Receivables · Investment Income Receivable · Dividends · Shares in Listed Companies · Costa Group Ho

2/11/2022	brian@armstrongadvisory.co m.au	7/10/2021	CGC AUD 0.04 FRANKED, 30% CTR, DRP SUSP	Accounted	200.00	Dr
2/11/2022	Evidence Match	7/10/2021	CGC AUD 0.04 FRANKED, 30% CTR, DRP SUSP	Accounted	200.00	Cr

### Other Assets · Receivables · Investment Income Receivable · Dividends · Shares in Listed Companies · CSL Limited

20/10/2022	brian@armstrongadvisory.co m.au	30/09/2021	CSL USD 1.18, 0.118 FRANKED, 30% CTR, 1.062 CFI, DF	Accounted	158.97	Dr
20/10/2022	Evidence Match	30/09/2021	CSL USD 1.18, 0.118 FRANKED, 30% CTR, 1.062 CFI, DF	Accounted	158.97	Cr
20/10/2022	brian@armstrongadvisory.co m.au	6/04/2022	CSL USD 1.04, UNFRANKED, 1.04 CFI, DRP SUSP	Accounted	142.29	Dr
20/10/2022	Evidence Match	6/04/2022	CSL USD 1.04, UNFRANKED, 1.04 CFI, DRP SUSP	Accounted	142.29	Cr

### Other Assets · Receivables · Investment Income Receivable · Dividends · Shares in Listed Companies · Sonic Healthcar

20/10/2022	brian@armstrongadvisory.co m.au	22/09/2021	SHL AUD 0.3575 FRANKED, 30% CTR, 0.1925 CFI, DRP 5	Accounted	550.00	Dr
20/10/2022	Evidence Match	22/09/2021	SHL AUD 0.3575 FRANKED, 30% CTR, 0.1925 CFI, DRP 5	Accounted	550.00	Cr
20/10/2022	brian@armstrongadvisory.co m.au	23/03/2022	SHL AUD 0.4 FRANKED, 30% CTR, DRP SUSP	Accounted	400.00	Dr
20/10/2022	Evidence Match	23/03/2022	SHL AUD 0.4 FRANKED, 30% CTR, DRP SUSP	Accounted	400.00	Cr

### Other Assets · Receivables · Investment Income Receivable · Dividends · Shares in Listed Companies · Wam Microcap L

22/02/2023	brian@armstrongadvisory.co m.au	22/10/2021	WMI AUD 0.04 SPEC, 0.08 FRANKED, 30% CTR, DRP 2.5	Accounted	5,600.00	Dr
22/02/2023	Evidence Match	22/10/2021	WMI AUD 0.04 SPEC, 0.08 FRANKED, 30% CTR, DRP 2.5	Accounted	5,600.00	Cr
20/10/2022	brian@armstrongadvisory.co m.au	14/04/2022	WMI AUD 0.05 FRANKED, 30% CTR, DRP 2.5% DISC	Accounted	3,500.00	Dr
20/10/2022	Evidence Match	14/04/2022	WMI AUD 0.05 FRANKED, 30% CTR, DRP 2.5% DISC	Accounted	3,500.00	Cr

### Other Assets · Receivables · Investment Income Receivable · Interest · Cash At Bank · Macquarie cash management - 96

3/11/2022	Evidence Match	30/06/2022	Macquarie CMA Interest paid	Accounted	0.14	Cr
3/11/2022	brian@armstrongadvisory.co m.au	30/06/2022	Macquarie CMA Interest paid	Accounted	0.14	Dr

### Other Assets · Unsettled Trades · Acquisitions · Shares in Listed Companies · Clean Seas Seafood Limited

20/10/2022	brian@armstrongadvisory.co m.au	27/10/2021	MOT CNT21467311 Buy 15000 CSS	Accounted	9,469.95	Cr
20/10/2022	Evidence Match	27/10/2021	MOT CNT21467311 Buy 15000 CSS	Accounted	9,469.95	Dr

### Other Assets · Unsettled Trades · Acquisitions · Shares in Listed Companies · Lynas Rare Earths Limited

20/10/2022	brian@armstrongadvisory.co m.au	19/10/2021	MOT CNT21439387 Buy 2000 LYC	Accounted	13,759.95	Cr
20/10/2022	Evidence Match	19/10/2021	MOT CNT21439387 Buy 2000 LYC	Accounted	13,759.95	Dr

### Other Assets · Unsettled Trades · Acquisitions · Shares in Listed Companies · Neometals Ltd - Ent To Shares In Widge

3/11/2022	nathan@armstrongadvisory. com.au	13/01/2022	MOT CNT21710494 buy 56293 WIN	Accounted	14,656.13	Cr
21/04/2023	Evidence Match	13/01/2022	MOT CNT21710494 buy 56293 WIN	Accounted	14,656.13	Dr

### Other Assets · Unsettled Trades · Disposals · Shares in Listed Companies · Costa Group Holdings Limited

2/11/2022	Evidence Match	25/10/2021	MOT CNT21459914 Sell 5000 CGC	Accounted	15,030.05	Cr
2/11/2022	brian@armstrongadvisory.co m.au	25/10/2021	MOT CNT21459914 Sell 5000 CGC	Accounted	15,030.05	Dr

### Other Assets · Unsettled Trades · Disposals · Shares in Listed Companies · Orbital Corporation Limited

20/10/2022	Evidence Match	2/08/2021	MOT CNT 21166019 Sell 614 OEC	Accounted	483.53	Cr
20/10/2022	brian@armstrongadvisory.co m.au	2/08/2021	MOT CNT 21166019 Sell 614 OEC	Accounted	483.53	Dr
20/10/2022	Evidence Match	24/08/2021	MOT CNT21247306 sell 16533 OEC	Accounted	10,561.17	Cr

**BLAINEY SUPERANNUATION FUND**  
**General Ledger Audit Trail**  
**For the period from 1 July 2021 to 30 June 2022**

Processed Date & User	Date	Description	State	Amount
-----------------------	------	-------------	-------	--------

## Assets

### Other Assets · Unsettled Trades · Disposals · Shares in Listed Companies · Orbital Corporation Limited

20/10/2022	brian@armstrongadvisory.co m.au	24/08/2021	MOT CNT21247306 sell 16533 OEC	Accounted	10,561.17	Dr
20/10/2022	Evidence Match	26/08/2021	MOT CNT21257210 Sell 1600 OEC	Accounted	1,024.00	Cr
20/10/2022	brian@armstrongadvisory.co m.au	26/08/2021	MOT CNT21257210 Sell 1600 OEC	Accounted	1,024.00	Dr
20/10/2022	Evidence Match	27/08/2021	MOT CNT212557805 sell 583 OEC	Accounted	373.12	Cr
20/10/2022	brian@armstrongadvisory.co m.au	27/08/2021	MOT CNT212557805 sell 583 OEC	Accounted	373.12	Dr

### Other Assets · Unsettled Trades · Disposals · Shares in Listed Companies · Sonic Healthcare Limited

20/10/2022	Evidence Match	2/05/2022	MOT CNT22089769 sell 500 SHL	Accounted	17,958.42	Cr
20/10/2022	brian@armstrongadvisory.co m.au	2/05/2022	MOT CNT22089769 sell 500 SHL	Accounted	17,958.42	Dr

## Liabilities

### Fund Suspense · Macquarie cash management - 969453646

20/10/2022	Evidence Match	22/07/2021	Transfer to new	Accounted	8,350.55	Dr
20/10/2022	brian@armstrongadvisory.co m.au	22/07/2021	Transfer to new	Accounted	8,350.55	Cr
20/10/2022	Evidence Match	22/09/2021	Sonic Healthcare FIN21/00879730	Accounted	550.00	Dr
20/10/2022	brian@armstrongadvisory.co m.au	22/09/2021	Sonic Healthcare FIN21/00879730	Accounted	550.00	Cr
20/10/2022	Evidence Match	27/09/2021	Final Transfer	Accounted	12,694.62	Dr
20/10/2022	brian@armstrongadvisory.co m.au	27/09/2021	Final Transfer	Accounted	12,694.62	Cr
20/10/2022	Evidence Match	30/09/2021	CSL LTD Dividend AUD21/01129579	Accounted	158.97	Dr
20/10/2022	brian@armstrongadvisory.co m.au	30/09/2021	CSL LTD Dividend AUD21/01129579	Accounted	158.97	Cr
20/10/2022	brian@armstrongadvisory.co m.au	7/10/2021	CGC ITM 001267946302	Accounted	200.00	Cr
2/11/2022	Evidence Match	7/10/2021	CGC ITM 001267946302	Accounted	200.00	Dr
20/10/2022	Evidence Match	19/10/2021	MOT CNT21439387 Buy 2000 LYC	Accounted	13,759.95	Cr
20/10/2022	brian@armstrongadvisory.co m.au	19/10/2021	MOT CNT21439387 Buy 2000 LYC	Accounted	13,759.95	Dr
22/02/2023	Evidence Match	22/10/2021	WAM Microcap Ltd S00124843278	Accounted	5,600.00	Dr
20/10/2022	brian@armstrongadvisory.co m.au	22/10/2021	WAM Microcap Ltd S00124843278	Accounted	5,600.00	Cr
2/11/2022	Evidence Match	25/10/2021	MOT CNT21459914 Sell 5000 CGC	Accounted	15,030.05	Dr
20/10/2022	brian@armstrongadvisory.co m.au	25/10/2021	MOT CNT21459914 Sell 5000 CGC	Accounted	15,030.05	Cr
20/10/2022	Evidence Match	27/10/2021	MOT CNT21467311 Buy 15000 CSS	Accounted	9,469.95	Cr
20/10/2022	brian@armstrongadvisory.co m.au	27/10/2021	MOT CNT21467311 Buy 15000 CSS	Accounted	9,469.95	Dr
20/10/2022	brian@armstrongadvisory.co m.au	13/01/2022	MOT CNT21710494 buy 56293 WIN	Accounted	14,656.13	Dr
21/04/2023	Evidence Match	13/01/2022	MOT CNT21710494 buy 56293 WIN	Accounted	14,656.13	Cr
20/10/2022	Evidence Match	2/02/2022	Transact Funds Trf to Armstrong	Accounted	1,360.00	Cr
20/10/2022	Evidence Match	2/02/2022	Transact Funds Trf to Armstrong	Accounted	275.00	Cr
20/10/2022	brian@armstrongadvisory.co m.au	2/02/2022	Transact Funds Trf to Armstrong	Accounted	1,635.00	Dr
22/02/2023	Evidence Match	11/02/2022	Transact funds to J M & B L Blainey	Accounted	1,595.00	Cr
20/10/2022	brian@armstrongadvisory.co m.au	11/02/2022	Transact funds to J M & B L Blainey	Accounted	1,595.00	Dr
12/04/2023	Evidence Match	4/03/2022	to update AC/NO	Accounted	3,249.21	Dr

**BLAINEY SUPERANNUATION FUND**  
**General Ledger Audit Trail**  
**For the period from 1 July 2021 to 30 June 2022**

Processed Date & User	Date	Description	State	Amount
-----------------------	------	-------------	-------	--------

## Liabilities

### Fund Suspense · Macquarie cash management - 969453646

20/10/2022	brian@armstrongadvisory.co m.au	4/03/2022	to update AC/NO	Accounted	3,249.21	Cr
20/10/2022	brian@armstrongadvisory.co m.au	23/03/2022	Sonic Healthcare int22/00879372	Accounted	400.00	Cr
20/10/2022	Evidence Match	23/03/2022	Sonic Healthcare int22/00879372	Accounted	400.00	Dr
20/10/2022	Evidence Match	6/04/2022	CSL LTD Dividend 22AUD/01029955	Accounted	142.29	Dr
20/10/2022	brian@armstrongadvisory.co m.au	6/04/2022	CSL LTD Dividend 22AUD/01029955	Accounted	142.29	Cr
20/10/2022	Evidence Match	14/04/2022	WAM Microcap Ltd	Accounted	3,500.00	Dr
20/10/2022	brian@armstrongadvisory.co m.au	14/04/2022	WAM Microcap Ltd	Accounted	3,500.00	Cr
20/10/2022	Evidence Match	2/05/2022	MOT CNT22089769 sell 500 SHL	Accounted	17,958.42	Dr
20/10/2022	brian@armstrongadvisory.co m.au	2/05/2022	MOT CNT22089769 sell 500 SHL	Accounted	17,958.42	Cr
2/11/2022	Evidence Match	3/05/2022	Transact trsf to 966909715 John Maynard B	Accounted	24,800.00	Cr
20/10/2022	brian@armstrongadvisory.co m.au	3/05/2022	Transact trsf to 966909715 John Maynard B	Accounted	24,800.00	Dr
3/11/2022	Evidence Match	30/06/2022	Macquarie CMA Interest paid	Accounted	0.14	Dr
20/10/2022	brian@armstrongadvisory.co m.au	30/06/2022	Macquarie CMA Interest paid	Accounted	0.14	Cr

### Fund Suspense · Macquarie Cash Management Account

20/10/2022	Evidence Match	22/07/2021	Transfer to 968453646	Accounted	8,350.55	Cr
20/10/2022	brian@armstrongadvisory.co m.au	22/07/2021	Transfer to 968453646	Accounted	8,350.55	Dr
22/02/2023	Evidence Match	28/07/2021	CGC Premium	Accounted	252.80	Dr
20/10/2022	brian@armstrongadvisory.co m.au	28/07/2021	CGC Premium	Accounted	252.80	Cr
20/10/2022	Evidence Match	2/08/2021	MOT CNT 21166019 Sell 614 OEC	Accounted	483.53	Dr
20/10/2022	brian@armstrongadvisory.co m.au	2/08/2021	MOT CNT 21166019 Sell 614 OEC	Accounted	483.53	Cr
20/10/2022	Evidence Match	24/08/2021	MOT CNT21247306 sell 16533 OEC	Accounted	10,561.17	Dr
20/10/2022	brian@armstrongadvisory.co m.au	24/08/2021	MOT CNT21247306 sell 16533 OEC	Accounted	10,561.17	Cr
20/10/2022	brian@armstrongadvisory.co m.au	26/08/2021	MOT CNT21257210 Sell 1600 OEC	Accounted	1,024.00	Cr
20/10/2022	Evidence Match	26/08/2021	MOT CNT21257210 Sell 1600 OEC	Accounted	1,024.00	Dr
20/10/2022	Evidence Match	27/08/2021	MOT CNT212557805 sell 583 OEC	Accounted	373.12	Dr
20/10/2022	brian@armstrongadvisory.co m.au	27/08/2021	MOT CNT212557805 sell 583 OEC	Accounted	373.12	Cr
20/10/2022	Evidence Match	27/09/2021	transfer	Accounted	12,694.62	Cr
20/10/2022	brian@armstrongadvisory.co m.au	27/09/2021	transfer	Accounted	12,694.62	Dr
12/04/2023	Evidence Match	14/02/2022	ATO tax refund 2021	Accounted	3,249.21	Dr
12/04/2023	brian@armstrongadvisory.co m.au	14/02/2022	ATO tax refund 2021	Accounted	3,249.21	Cr
12/04/2023	Evidence Match	4/03/2022	Transfer to Elizabeth Barb	Accounted	3,249.21	Cr
12/04/2023	brian@armstrongadvisory.co m.au	4/03/2022	Transfer to Elizabeth Barb	Accounted	3,249.21	Dr

### Income Tax Suspense

12/04/2023	brian@armstrongadvisory.co m.au	14/02/2022	ATO tax refund 2021	Accounted	3,249.21	Dr
12/04/2023	Evidence Match	14/02/2022	ATO tax refund 2021	Accounted	3,249.21	Cr

### Member Payments · Pensions Paid · Mr John Blainey · Allocated Pension



**BLAINEY SUPERANNUATION FUND**  
**General Ledger Audit Trail**  
**For the period from 1 July 2021 to 30 June 2022**

Processed Date & User	Date	Description	State	Amount
-----------------------	------	-------------	-------	--------

## Liabilities

### Member Payments · Pensions Paid · Mr John Blainey · Allocated Pension

22/02/2023	Evidence Match	11/02/2022	Pension Drawdown - Paid	Accounted	1,595.00	Dr
22/02/2023	brian@armstrongadvisory.co m.au	11/02/2022	Pension Drawdown - Net	Accounted	1,595.00	Cr

### Member Payments · Pensions Paid · Mr John Blainey · Reversionary Pension

2/11/2022	Evidence Match	3/05/2022	Pension Drawdown - Paid	Accounted	24,800.00	Dr
2/11/2022	brian@armstrongadvisory.co m.au	3/05/2022	Pension Drawdown - Net	Accounted	24,800.00	Cr

### Other Creditors and Accruals · Accountancy Fee

20/10/2022	Evidence Match	2/02/2022	Transact Funds Trf to Armstrong	Accounted	1,360.00	Dr
20/10/2022	brian@armstrongadvisory.co m.au	2/02/2022	Transact Funds Trf to Armstrong	Accounted	1,360.00	Cr

### Other Creditors and Accruals · Auditor Fee

20/10/2022	Evidence Match	2/02/2022	Transact Funds Trf to Armstrong	Accounted	275.00	Dr
20/10/2022	brian@armstrongadvisory.co m.au	2/02/2022	Transact Funds Trf to Armstrong	Accounted	275.00	Cr

## Member Entitlements

### Member Entitlement Accounts · Mr John Blainey · Allocated Pension

22/02/2023	brian@armstrongadvisory.co m.au	11/02/2022	Pension Drawdown - Gross	Accounted	1,595.00	Dr
21/04/2023	nathan@armstrongadvisory. com.au	30/06/2022	Investment Profit or Loss	Accounted	13,290.28	Cr

### Member Entitlement Accounts · Mr John Blainey · Reversionary Pension

2/11/2022	brian@armstrongadvisory.co m.au	3/05/2022	Pension Drawdown - Gross	Accounted	24,800.00	Dr
21/04/2023	nathan@armstrongadvisory. com.au	30/06/2022	Investment Profit or Loss	Accounted	14,280.57	Cr

# BLAINEY SUPERANNUATION FUND

## Bank Account Movements

For the period 1 July 2021 to 30 June 2022

Date	Description	Withdrawals	Deposits	Balance
<b>Account:</b>	<b><u>Macquarie Cash Management Account (182-512 961106184)</u></b>			
1/07/2021	Opening Balance			8,350.55
22/07/2021	Transfer to 968453646	8,350.55		
28/07/2021	CGC Premium		252.80	252.80
02/08/2021	MOT CNT 21166019 Sell 614 OEC		483.53	736.33
24/08/2021	MOT CNT21247306 sell 16533 OEC		10,561.17	11,297.50
26/08/2021	MOT CNT21257210 Sell 1600 OEC		1,024.00	12,321.50
27/08/2021	MOT CNT212557805 sell 583 OEC		373.12	12,694.62
27/09/2021	transfer	12,694.62		
14/02/2022	ATO tax refund 2021		3,249.21	3,249.21
04/03/2022	Transfer to Elizabeth Barb	3,249.21		
1/07/2021	Opening Balance			0.00
22/07/2021	Transfer to new		8,350.55	8,350.55
22/09/2021	Sonic Healthcare FIN21/00879730		550.00	8,900.55
27/09/2021	Final Transfer		12,694.62	21,595.17
30/09/2021	CSL LTD Dividend AUD21/01129579		158.97	21,754.14
07/10/2021	CGC ITM 001267946302		200.00	21,954.14
19/10/2021	MOT CNT21439387 Buy 2000 LYC	13,759.95		8,194.19
22/10/2021	WAM Microcap Ltd S00124843278		5,600.00	13,794.19
25/10/2021	MOT CNT21459914 Sell 5000 CGC		15,030.05	28,824.24
27/10/2021	MOT CNT21467311 Buy 15000 CSS	9,469.95		19,354.29
13/01/2022	MOT CNT21710494 buy 56293 WIN	14,656.13		4,698.16
02/02/2022	Transact Funds Trf to Armstrong	1,635.00		3,063.16
11/02/2022	Transact funds to J M & B L Blainey	1,595.00		1,468.16
04/03/2022	to update AC/NO		3,249.21	4,717.37
23/03/2022	Sonic Healthcare int22/00879372		400.00	5,117.37
06/04/2022	CSL LTD Dividend 22AUD/01029955		142.29	5,259.66
14/04/2022	WAM Microcap Ltd		3,500.00	8,759.66
02/05/2022	MOT CNT22089769 sell 500 SHL		17,958.42	26,718.08
03/05/2022	Transact trsf to 966909715 John Maynard B	24,800.00		1,918.08
30/06/2022	Macquarie CMA Interest paid		0.14	1,918.22
30/06/2022	Closing Balance	90,210.41	83,778.08	1,918.22
	Transactions : 28			

## BLAINEY SUPERANNUATION FUND

### Investment Summary as at 30 June 2022

Investment	Units	Average Cost Price	Market Price	Accounting Cost	Market Value	Unrealised Accounting Gain/(Loss)	Accounting Gain/(Loss) (%)	Portfolio Weight (%)
<b><u>Bank</u></b>								
Macquarie cash management - 969453646				1,918.22	1,918.22			0.43%
				<b>1,918.22</b>	<b>1,918.22</b>			<b>0.43%</b>
<b><u>Listed Securities Market</u></b>								
CSL Limited (ASX:CSL)	100.00000	275.6840	269.0600	27,568.40	26,906.00	(662.40)	(2.40)%	6.02%
Clean Seas Seafood Limited (ASX:CSS)	30,000.00000	1.4291	0.5200	42,872.95	15,600.00	(27,272.95)	(63.61)%	3.49%
Central Petroleum Limited (ASX:CTP)	260,000.00000	0.1714	0.1100	44,569.29	28,600.00	(15,969.29)	(35.83)%	6.39%
Lynas Rare Earths Limited (ASX:LYC)	10,000.00000	3.6710	8.7300	36,709.85	87,300.00	50,590.15	137.81%	19.52%
Mesoblast Limited (ASX:MSB)	40,000.00000	2.3267	0.6100	93,066.80	24,400.00	(68,666.80)	(73.78)%	5.46%
Neometals Ltd (ASX:NMT)	130,000.00000	0.3915	0.9050	50,891.85	117,650.00	66,758.15	131.18%	26.30%
Neometals Ltd - Ent To Shares In Widgie Nickel Pty Ltd (ASX:NMTXE)	87,113.00000	0.1682	0.1682	14,656.13	14,656.13	0.00	0.00%	3.28%
Sonic Healthcare Limited (ASX:SHL)	500.00000	21.6237	33.0100	10,811.84	16,505.00	5,693.16	52.66%	3.69%
Wam Microcap Limited (ASX:WMI)	70,000.00000	1.3972	1.6250	97,802.92	113,750.00	15,947.08	16.31%	25.43%
				<b>418,950.03</b>	<b>445,367.13</b>	<b>26,417.10</b>	<b>6.31%</b>	<b>99.57%</b>
				<b>420,868.25</b>	<b>447,285.35</b>	<b>26,417.10</b>	<b>6.28%</b>	<b>100.00%</b>

The accounting cost is the original cost base adjusted by any subsequent capital call/improvement or capital return transactions. In many cases, it is not the same as the adjusted or reduced cost base, or the reset cost base resulting from the CGT relief. To view the tax cost base and unrealised gain/(loss) for tax purposes refer to the Unrealised Capital Gains Report or change the report parameter to tax cost base.

---

**BLAINEY SUPERANNUATION FUND**  
**Investment Movement and Returns Report**  
**For the period from 1 July 2021 to 30 June 2022**

---

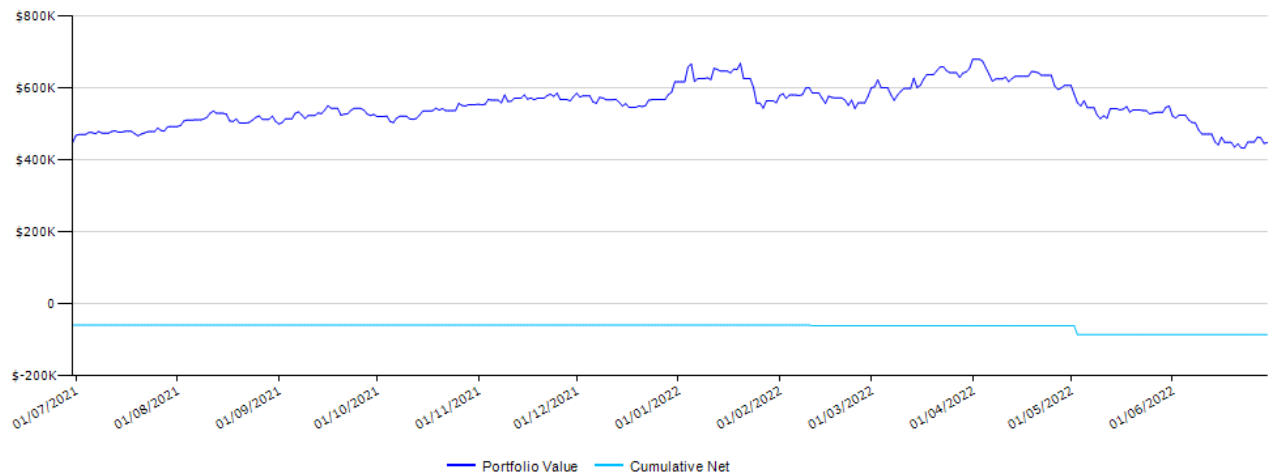
## Movement in Value

---

<b>Starting Market Value</b>	<b>446,918.45</b>
Net Withdrawal	(26,395.00)
Realised and Unrealised Gains/Losses	14,596.29
Investment Income (excluding credits)	10,551.40
Portfolio Expenses	(1,894.00)
Other*	3,508.21
<b>Ending Market Value</b>	<b>447,285.35</b>
Movement in Value	366.90

## Portfolio Value versus Cumulative Net Investment

---



---

**BLAINEY SUPERANNUATION FUND**  
**Investment Movement and Returns Report**  
**For the period from 1 July 2021 to 30 June 2022**

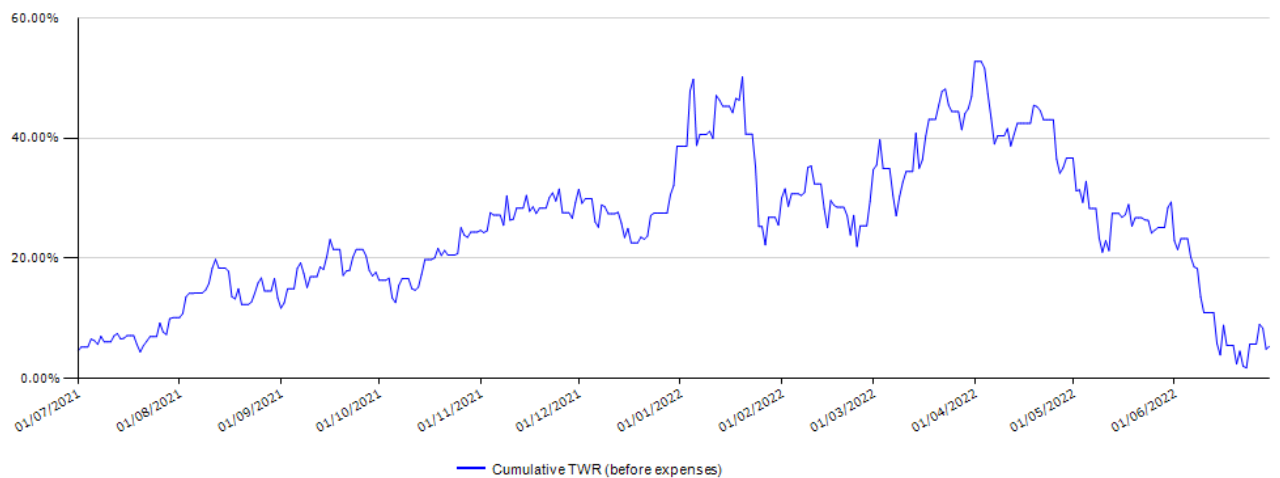
---

## Portfolio Return

Realised and Unrealised Gains/Losses	14,596.29
Investment Income (excluding credits)	10,551.40
Credits	4,317.16
<b>Total dollar return before expenses</b>	<b>29,464.85</b>
Investment Expenses	0.00
<b>Total dollar return after expenses</b>	<b>29,464.85</b>

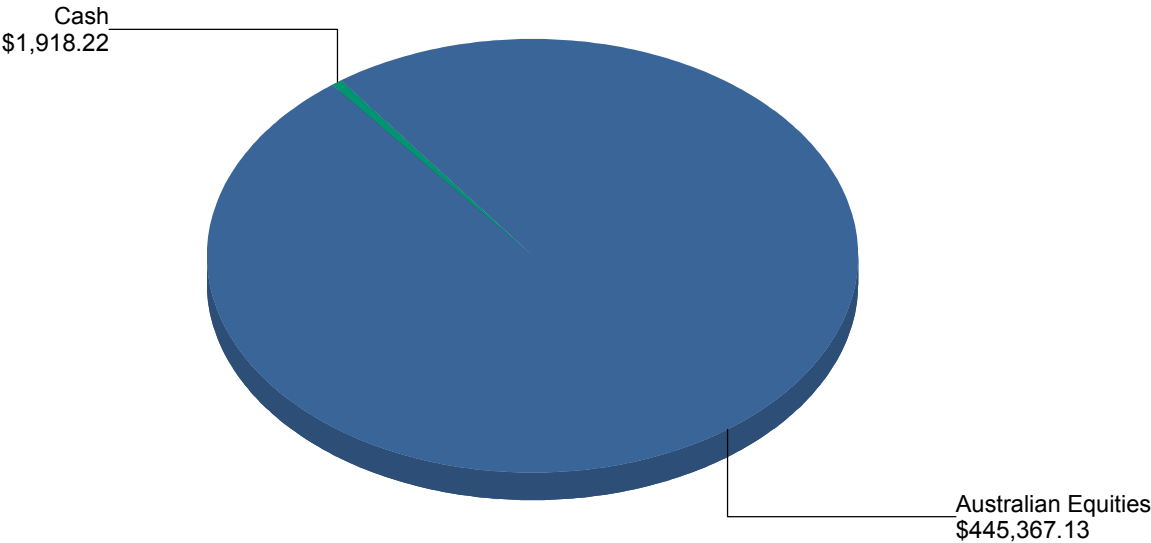
	1 year	3 years	Since 01/07/2019	Since 01/07/2021
Investment return before expenses (TWR)	5.30%	47.97%	47.97%	5.30%

## Return Over Time



**BLAINEY SUPERANNUATION FUND**  
Investment Allocation as at 30 June 2022

**Current Asset Allocation**



Australian Equities	99.6%
Australian Fixed Interest	0.0%
Cash	0.4%
Direct Property	0.0%
Foreign Cash	0.0%
International Equities	0.0%
International Fixed Interest	0.0%
Listed Property	0.0%
Mortgages	0.0%
Other	0.0%
Unknown	0.0%
Total:	100.0%

## BLAINEY SUPERANNUATION FUND

Investment Allocation as at 30 June 2022

	Australian Equities	Cash	Total (\$)
Central Petroleum Limited (ASX:CTP)	28,600.00 100.00%	0.00 0.00%	28,600.00 100.00%
Clean Seas Seafood Limited (ASX:CSS)	15,600.00 100.00%	0.00 0.00%	15,600.00 100.00%
CSL Limited (ASX:CSL)	26,906.00 100.00%	0.00 0.00%	26,906.00 100.00%
Lynas Rare Earths Limited (ASX:LYC)	87,300.00 100.00%	0.00 0.00%	87,300.00 100.00%
Macquarie cash management - 969453646	0.00 0.00%	1,918.22 100.00%	1,918.22 100.00%
Mesoblast Limited (ASX:MSB)	24,400.00 100.00%	0.00 0.00%	24,400.00 100.00%
Neometals Ltd - Ent To Shares In Widgie Nickel Pty Ltd (ASX:NMTXE)	14,656.13 100.00%	0.00 0.00%	14,656.13 100.00%
Neometals Ltd (ASX:NMT)	117,650.00 100.00%	0.00 0.00%	117,650.00 100.00%
Sonic Healthcare Limited (ASX:SHL)	16,505.00 100.00%	0.00 0.00%	16,505.00 100.00%
Wam Microcap Limited (ASX:WMI)	113,750.00 100.00%	0.00 0.00%	113,750.00 100.00%
Total	<b>445,367.13</b> <b>99.57%</b>	<b>1,918.22</b> <b>0.43%</b>	<b>447,285.35</b> <b>100.00%</b>

**NOTE: Investment Totals include Unsettled Amounts.**

**BLAINEY SUPERANNUATION FUND**

**Foreign Cash Reconciliation Statement**

**For the period 1 July 2021 to 30 June 2022**

		Bank Statement Line Items					Matched Transaction(s)		
Date	Description	Foreign Withdrawals	Foreign Deposits	Balance	AUD Withdrawals	AUD Deposits	Amount	Matched As	Account Name

Currency:

Bank Account:

Opening Balance

Closing Balance



**BLAINEY SUPERANNUATION FUND**  
**Statement of Taxable Income**  
**For the Period from 1 July 2021 to 30 June 2022**

			Tax Return Ref.	Amount
Description	Investment Reference	Date		
<b>Income</b>			<b>Section B</b>	
<b>Net Capital Gain</b>				
Deferred Capital Gain Realised		30 Jun 2022	A	0.00
Less Capital Losses Applied		30 Jun 2022	A	0.00
Less Discount		30 Jun 2022	A	0.00
<b>Total Net Capital Gain</b>			<b>A</b>	<b>0.00</b>
<b>Total Gross Rent and Other Leasing &amp; Hiring Income</b>			<b>B</b>	<b>0.00</b>
<b>Gross Interest</b>				
Macquarie CMA Interest paid	MAQ : Macquarie cash management - 969453646	30 Jun 2022	C	0.14
Less Rounding			C	(0.14)
<b>Total Gross Interest</b>			<b>C</b>	<b>0.00</b>
<b>Total Forestry Managed Investment Scheme Income</b>			<b>X</b>	<b>0.00</b>
<b>Total Net Foreign Income</b>			<b>D</b>	<b>0.00</b>
<b>Total Australian Franking Credits from a New Zealand Company</b>			<b>E</b>	<b>0.00</b>
<b>Total Transfers from Foreign Funds</b>			<b>F</b>	<b>0.00</b>
<b>Total Gross Payments where ABN not quoted</b>			<b>H</b>	<b>0.00</b>
<b>Total Gross Distribution from Partnerships</b>			<b>I</b>	<b>0.00</b>
<b>Unfranked Dividend Amount</b>				
CSL USD 1.18, 0.118 FRANKED, 30% CTR, 1.062 CFI, DRP SUSP	CSL: CSL Limited	30 Sep 2021	J	143.07
CSL USD 1.04, UNFRANKED, 1.04 CFI, DRP SUSP	CSL: CSL Limited	06 Apr 2022	J	142.29
SHL AUD 0.3575 FRANKED, 30% CTR, 0.1925 CFI, DRP SUSP	SHL: Sonic Healthcare Limited	22 Sep 2021	J	192.50
Less Rounding			J	(0.86)
<b>Total Unfranked Dividend Amount</b>			<b>J</b>	<b>477.00</b>
<b>Franked Dividend Amount</b>				
CGC AUD 0.04 FRANKED, 30% CTR, DRP SUSP	CGC: Costa Group Holdings Limited	07 Oct 2021	K	200.00
CSL USD 1.18, 0.118 FRANKED, 30% CTR, 1.062 CFI, DRP SUSP	CSL: CSL Limited	30 Sep 2021	K	15.90
SHL AUD 0.3575 FRANKED, 30% CTR, 0.1925 CFI, DRP SUSP	SHL: Sonic Healthcare Limited	22 Sep 2021	K	357.50
SHL AUD 0.4 FRANKED, 30% CTR, DRP SUSP	SHL: Sonic Healthcare Limited	23 Mar 2022	K	400.00
WMI AUD 0.04 SPEC, 0.08 FRANKED, 30% CTR, DRP 2.5% DISC	WMI: Wam Microcap Limited	22 Oct 2021	K	5,600.00
WMI AUD 0.05 FRANKED, 30% CTR, DRP 2.5% DISC	WMI: Wam Microcap Limited	14 Apr 2022	K	3,500.00
Less Rounding			K	(0.40)
<b>Total Franked Dividend Amount</b>			<b>K</b>	<b>10,073.00</b>
<b>Dividend Franking Credit</b>				
CGC AUD 0.04 FRANKED, 30% CTR, DRP SUSP	CGC: Costa Group Holdings Limited	07 Oct 2021	L	85.71
CSL USD 1.18, 0.118 FRANKED, 30% CTR, 1.062 CFI, DRP SUSP	CSL: CSL Limited	30 Sep 2021	L	6.81
SHL AUD 0.3575 FRANKED, 30% CTR, 0.1925 CFI, DRP SUSP	SHL: Sonic Healthcare Limited	22 Sep 2021	L	153.21
SHL AUD 0.4 FRANKED, 30% CTR, DRP SUSP	SHL: Sonic Healthcare Limited	23 Mar 2022	L	171.43
WMI AUD 0.04 SPEC, 0.08 FRANKED, 30% CTR, DRP 2.5% DISC	WMI: Wam Microcap Limited	22 Oct 2021	L	2,400.00
WMI AUD 0.05 FRANKED, 30% CTR, DRP 2.5% DISC	WMI: Wam Microcap Limited	14 Apr 2022	L	1,500.00

**BLAINEY SUPERANNUATION FUND**  
**Statement of Taxable Income**  
**For the Period from 1 July 2021 to 30 June 2022**

Description	Investment Reference	Date	Tax Return Ref.	Amount
<i>Less Rounding</i>			L	(0.16)
<b>Total Dividend Franking Credit</b>			L	4,317.00
<b>Total Gross Trust Distributions</b>			M	0.00
<b>Total Assessable Employer Contributions</b>			R1	0.00
<b>Total Assessable Personal Contributions</b>			R2	0.00
<b>Total No-TFN quoted contributions</b>			R3	0.00
<b>Total Transfer of Liability to life insurance company or PST</b>			R6	0.00
<b>Total Assessable Contributions</b>			R	0.00
<b>Total Other Income</b>			S	0.00
<b>Total Assessable Income Due to Changed Tax Status of Fund</b>			T	0.00
<b>Total Net Non-arm's Length Income</b>			U	0.00
<b>Exempt Current Pension Income</b>				
Exempt Current Pension Income	Dividend Franking Credit	30 Jun 2022	Y	(4,317.00)
Exempt Current Pension Income	Franked Dividend Amount	30 Jun 2022	Y	(10,073.00)
Exempt Current Pension Income	Unfranked Dividend Amount	30 Jun 2022	Y	(477.00)
<b>Total Exempt Current Pension Income</b>			Y	(14,867.00)
<b>Total Assessable Income</b>				0.00
<b><u>Deductions</u></b>			<b><u>Section C</u></b>	
<b>Total Interest Expenses within Australia</b>			A	0.00
<b>Total Interest Expenses Overseas</b>			B	0.00
<b>Total Capital Works Deductions</b>			D	0.00
<b>Total Deduction for Decline in Value of Depreciating Assets</b>			E	0.00
<b>Total Death or Disability Premiums</b>			F	0.00
<b>Total Death Benefit Increase</b>			G	0.00
<b>Approved Auditor Fee</b>				
Transact Funds Trf to Armstrong		02 Feb 2022	H	275.00
Less Current Pension Deductions		30 Jun 2022	H	(275.00)
<b>Total Approved Auditor Fee</b>			H	0.00
<b>Total Investment Expenses</b>			I	0.00
<b>Management and Administration Expenses</b>				
Transact Funds Trf to Armstrong		02 Feb 2022	J	1,360.00
Less Current Pension Deductions		30 Jun 2022	J	(1,360.00)
<b>Total Management and Administration Expenses</b>			J	0.00
<b>Total Forestry Managed Investment Scheme Deduction</b>			U	0.00
<b>Other Deductions</b>				
ATO tax refund 2021		14 Feb 2022	L	259.00
Less Current Pension Deductions		30 Jun 2022	L	(259.00)
<b>Total Other Deductions</b>			L	0.00

**BLAINEY SUPERANNUATION FUND**  
**Statement of Taxable Income**  
**For the Period from 1 July 2021 to 30 June 2022**

Description	Investment Reference	Date	Tax Return Ref.	Amount
<b>Tax Losses Deducted</b>				
Tax Losses Brought Forward		30 Jun 2022	M	0.00
Less Net Exempt Income		30 Jun 2022	M	0.00
<b>Total Tax Losses Deducted</b>			<b>M</b>	<b>0.00</b>
<b>Total Deductions</b>				<b>0.00</b>
<b>Taxable Income or Loss</b>		<b>(V - N)</b>	<b>O</b>	<b>0.00</b>

**Income Tax Calculation Statement**

**Section D**

**Gross Tax**

Gross Tax @ 15% for Concessional Income		30 Jun 2022	T1	0.00
Gross Tax @ 45% for Net Non-Arm's Length Income		30 Jun 2022	T1	0.00
No-TFN Quoted Contributions @ 32%		30 Jun 2022	J	0.00

<b>Total Gross Tax</b>				<b>0.00</b>
------------------------	--	--	--	-------------

<b>Total Credit: Foreign Tax Income Offset</b>			<b>C1</b>	<b>0.00</b>
--	--	--	-----------	-------------

<b>Total Credit: Rebates and Tax Offset</b>			<b>C2</b>	<b>0.00</b>
---	--	--	-----------	-------------

<b>Rebates and Offsets</b>			<b>C</b>	<b>0.00</b>
----------------------------	--	--	----------	-------------

<b>SUBTOTAL</b>				<b>0.00</b>
-----------------	--	--	--	-------------

**Credit: Refundable Franking Credits**

CGC AUD 0.04 FRANKED, 30% CTR, DRP SUSP	CGC: Costa Group Holdings Limited	07 Oct 2021	E1	85.71
CSL USD 1.18, 0.118 FRANKED, 30% CTR, 1.062 CFI, DRP SUSP	CSL: CSL Limited	30 Sep 2021	E1	6.81
SHL AUD 0.3575 FRANKED, 30% CTR, 0.1925 CFI, DRP SUSP	SHL: Sonic Healthcare Limited	22 Sep 2021	E1	153.21
SHL AUD 0.4 FRANKED, 30% CTR, DRP SUSP	SHL: Sonic Healthcare Limited	23 Mar 2022	E1	171.43
WMI AUD 0.04 SPEC, 0.08 FRANKED, 30% CTR, DRP 2.5% DISC	WMI: Wam Microcap Limited	22 Oct 2021	E1	2,400.00
WMI AUD 0.05 FRANKED, 30% CTR, DRP 2.5% DISC	WMI: Wam Microcap Limited	14 Apr 2022	E1	1,500.00

<b>Total Credit: Refundable Franking Credits</b>			<b>E1</b>	<b>4,317.16</b>
--	--	--	-----------	-----------------

<b>Total Credit: No-TFN Tax Offset</b>			<b>E2</b>	<b>0.00</b>
--	--	--	-----------	-------------

<b>Total Credit: Refundable National Rental Affordability Scheme Tax Offset</b>			<b>E3</b>	<b>0.00</b>
---	--	--	-----------	-------------

<b>Total Credit: Interest on Early Payments</b>			<b>H1</b>	<b>0.00</b>
---	--	--	-----------	-------------

<b>Total Credit: Foreign Resident Withholding</b>			<b>H2</b>	<b>0.00</b>
---	--	--	-----------	-------------

<b>Total Credit: ABN/TFN Not Quoted (Non-Individual)</b>			<b>H3</b>	<b>0.00</b>
--	--	--	-----------	-------------

<b>Total Credit: Interest on No-TFN Tax Offset</b>			<b>H6</b>	<b>0.00</b>
--	--	--	-----------	-------------

<b>Total Eligible Credits</b>				<b>0.00</b>
-------------------------------	--	--	--	-------------

<b>Net Tax Payable</b>				<b>(4,317.16)</b>
------------------------	--	--	--	-------------------

<b>Total PAYG Instalments Raised</b>			<b>K</b>	<b>0.00</b>
--------------------------------------	--	--	----------	-------------

<b>Total Supervisory Levy</b>			<b>L</b>	<b>259.00</b>
-------------------------------	--	--	----------	---------------

<b>Total Supervisory Levy Adjustment for Wound Up Funds</b>			<b>M</b>	<b>0.00</b>
---	--	--	----------	-------------

---

**BLAINEY SUPERANNUATION FUND****Statement of Taxable Income****For the Period from 1 July 2021 to 30 June 2022**

---

Description	Investment Reference	Date	Tax	Amount
			Return Ref.	
Total Supervisory Levy Adjustment for New Funds			N	0.00
Total Amount Due / (Refundable)				(4,058.16)

**BLAINEY SUPERANNUATION FUND**  
**Foreign Income and Expenses Worksheet**  
**For the period 1 July 2021 to 30 June 2022**

Date	Description	Code	Market	Foreign Amount			Xrate	RBA Rate	Variance	AUD Amount		
				Gross	WHT	Net				Gross	WHT	Net

Currency:

---

**BLAINEY SUPERANNUATION FUND****Tax Accounting Reconciliation****For the period 1 July 2021 to 30 June 2022**

---

**Operating Statement Profit vs. Provision for Income Tax****2022****\$****Benefits Accrued as a Result of Operations before Income Tax****1,175.85****ADD:**Pension Non-deductible Expenses  
Pensions Paid1,894.00  
26,395.00**LESS:**Increase in Market Value  
Realised Capital Gains  
Pension Exempt Income  
Rounding9,027.84  
5,568.45  
14,867.00  
1.56**Taxable Income or Loss****0.00**

	<b>Income Amount</b>	<b>Tax Amount</b>
Gross Tax @ 15% for Concessional Income	0.00	0.00
Gross Tax @ 45% for Net Non-Arm's Length Income	0.00	0.00
No-TFN Quoted Contributions @ 32%	0.00	0.00
Change in Carried Forward Losses	0.00	0.00
<b>Provision for Income Tax</b>		<b>0.00</b>

**Provision for Income Tax vs. Income Tax Expense****Provision for Income Tax****0.00****Income Tax Expense****0.00****Provision for Income Tax vs. Income Tax Payable****Provision for Income Tax****0.00****LESS:**

Franking Credits

4,317.16

**Income Tax Payable (Receivable)****(4,317.16)****Exempt Current Pension Income Settings**

Pension Exempt % (Actuarial)	0.0000%
Pension Exempt % (Expenses)	100.0000%
Assets Segregated For Pensions	No

**BLAINEY SUPERANNUATION FUND**  
**Realised Capital Gains**  
**For the period from 1 July 2021 to 30 June 2022**

		Accounting Treatment				Taxation Treatment							
		Quantity	Proceeds	Excess Tax Value*	Original Cost	Accounting Profit/(Loss)	Cost Base Calculation		Capital Gains Calculation				
							Adjusted	Reduced	Indexation	Discounted	Other	Deferred	Capital Loss
<u>Listed Securities Market</u>													
Costa Group Holdings Limited (ASX:CGC)													
25/10/2021	Sale	5,000.00	15,030.05		14,357.10	672.95							
		5,000.00	15,030.05		14,357.10	672.95						0.00	
Orbital Corporation Limited (ASX:OEC)													
02/08/2021	Sale	614.00	483.53		3,569.36	(3,085.83)							
24/08/2021	Sale	16,533.00	10,561.17		9,835.57	725.60							
26/08/2021	Sale	1,600.00	1,024.00		944.00	80.00							
27/08/2021	Sale	583.00	373.12		343.97	29.15							
		19,330.00	12,441.82		14,692.90	(2,251.08)						0.00	
Sonic Healthcare Limited (ASX:SHL)													
02/05/2022	Sale	500.00	17,958.42		10,811.84	7,146.58							
		500.00	17,958.42		10,811.84	7,146.58						0.00	
<b>Listed Securities Market Total</b>			45,430.29		39,861.84	5,568.45						0.00	
<b>Grand Total</b>			<b>45,430.29</b>		<b>39,861.84</b>	<b>5,568.45</b>						<b>0.00</b>	

\* Where there is an Excess Tax Value Amount, the Accounting Profit/(Loss) figure takes account of this. Accounting Profit/(Loss) equals Proceeds less Excess Tax Value less Original Cost.

**BLAINEY SUPERANNUATION FUND**  
**Realised Capital Gains**  
**For the period from 1 July 2021 to 30 June 2022**

**Capital Gains Tax Return Summary**

	Indexation	Discount	Other	Deferred	Total Capital Gains	Capital Losses
<b>Current Year Capital Gains</b>						
Shares & Units - Listed Shares	0.00	0.00	0.00	0.00	0.00	0.00
Shares & Units - Other Shares	0.00	0.00	0.00	0.00	0.00	0.00
Shares & Units - Listed Trusts	0.00	0.00	0.00	0.00	0.00	0.00
Shares & Units - Other Units	0.00	0.00	0.00	0.00	0.00	0.00
Australian Real Estate	0.00	0.00	0.00	0.00	0.00	0.00
Other Real Estate	0.00	0.00	0.00	0.00	0.00	0.00
Collectables	0.00	0.00	0.00	0.00	0.00	0.00
Other CGT Assets & Other CGT Events	0.00	0.00	0.00	0.00	0.00	0.00
Distributed Capital Gains from Trusts	0.00	0.00	0.00	0.00	0.00	0.00
	<u>0.00</u>	<u>0.00</u>	<u>0.00</u>	<u>0.00</u>	<u>0.00</u>	<u>0.00</u>
<b>Capital Losses Applied</b>						
Current Year	0.00	0.00	0.00	0.00	0.00	
Prior Years	0.00	0.00	0.00	0.00	0.00	
	<u>0.00</u>	<u>0.00</u>	<u>0.00</u>	<u>0.00</u>	<u>0.00</u>	
<b>Net Capital Gains</b>						
Net Gain after applying losses	0.00	0.00	0.00	0.00	0.00	
Discount applicable		0.00				
Net Gain after applying discount	<u>0.00</u>	<u>0.00</u>	<u>0.00</u>	<u>0.00</u>	<u>0.00</u>	



# BLAINEY SUPERANNUATION FUND

## Unrealised Capital Gains as at 30 June 2022

Quantity /Description		Accounting Treatment			Taxation Treatment								
		Market Value	Original Cost	Accounting Gain/(Loss)	Cost Base Calculation				Capital Gains Calculation				
					Tax Free	Tax Deferred	AMIT	Amount	Indexation	Discountable	Other	Deferred	Capital Loss
<b><u>Bank</u></b>													
<b>Macquarie cash management - 969453646</b>													
30/06/2022	1,918.22	1,918.22	1,918.22	0.00	0.00	0.00	0.00	1,918.22			0.00		
	1,918.22	1,918.22	1,918.22	0.00	0.00	0.00	0.00	1,918.22			0.00		
<b>BankTotal</b>		1,918.22	1,918.22	0.00	0.00	0.00	0.00	1,918.22			0.00		
<b><u>Listed Securities Market</u></b>													
<b>Central Petroleum Limited (ASX:CTP)</b>													
5/03/2013	20,000.00	2,200.00	16,132.00	(13,932.00)	0.00	0.00	0.00	16,132.00					
24/08/2020	55.00	6.05	9.90	(3.85)	0.00	0.00	0.00	9.90					
27/08/2020	32,588.00	3,584.68	2,947.92	636.76	0.00	0.00	0.00	2,947.92					
22/10/2020	50,000.00	5,500.00	5,769.95	(269.95)	0.00	0.00	0.00	5,769.95					
25/11/2020	80,000.00	8,800.00	10,019.95	(1,219.95)	0.00	0.00	0.00	10,019.95					
24/03/2021	77,357.00	8,509.27	9,689.57	(1,180.30)	0.00	0.00	0.00	9,689.57					
	260,000.00	28,600.00	44,569.29	(15,969.29)	0.00	0.00	0.00	44,569.29			0.00		
<b>Clean Seas Seafood Limited (ASX:CSS)</b>													
25/11/2009	15,000.00	7,800.00	33,403.00	(25,603.00)	0.00	0.00	0.00	33,403.00					
27/10/2021	15,000.00	7,800.00	9,469.95	(1,669.95)	0.00	0.00	0.00	9,469.95					
	30,000.00	15,600.00	42,872.95	(27,272.95)	0.00	0.00	0.00	42,872.95			0.00		
<b>CSL Limited (ASX:CSL)</b>													
9/06/2020	50.00	13,453.00	13,958.45	(505.45)	0.00	0.00	0.00	13,958.45					
31/07/2020	50.00	13,453.00	13,609.95	(156.95)	0.00	0.00	0.00	13,609.95					
	100.00	26,906.00	27,568.40	(662.40)	0.00	0.00	0.00	27,568.40			0.00		
<b>Lynas Rare Earths Limited (ASX:LYC)</b>													
21/08/2020	5,000.00	43,650.00	12,519.95	31,130.05	0.00	0.00	0.00	12,519.95					
25/11/2020	3,000.00	26,190.00	10,429.95	15,760.05	0.00	0.00	0.00	10,429.95					
19/10/2021	2,000.00	17,460.00	13,759.95	3,700.05	0.00	0.00	0.00	13,759.95					
	10,000.00	87,300.00	36,709.85	50,590.15	0.00	0.00	0.00	36,709.85			0.00		

# BLAINEY SUPERANNUATION FUND

## Unrealised Capital Gains as at 30 June 2022

Quantity /Description		Accounting Treatment			Taxation Treatment								
		Market Value	Original Cost	Accounting Gain/(Loss)	Cost Base Calculation				Capital Gains Calculation				
					Tax Free	Tax Deferred	AMIT	Amount	Indexation	Discountable	Other	Deferred	Capital Loss
<u>Listed Securities Market</u>													
Mesoblast Limited (ASX:MSB)													
17/01/2014	1,000.00	610.00	5,961.00	(5,351.00)	0.00	0.00	0.00	5,961.00					
14/05/2014	1,000.00	610.00	4,801.00	(4,191.00)	0.00	0.00	0.00	4,801.00					
30/06/2014	3,000.00	1,830.00	12,976.00	(11,146.00)	0.00	0.00	0.00	12,976.00					
22/04/2015	3,000.00	1,830.00	11,524.00	(9,694.00)	0.00	0.00	0.00	11,524.00					
7/03/2019	8,000.00	4,880.00	9,780.00	(4,900.00)	0.00	0.00	0.00	9,780.00					
4/04/2019	4,000.00	2,440.00	6,120.00	(3,680.00)	0.00	0.00	0.00	6,120.00					
2/08/2019	5,000.00	3,050.00	7,544.95	(4,494.95)	0.00	0.00	0.00	7,544.95					
30/09/2019	5,000.00	3,050.00	10,569.95	(7,519.95)	0.00	0.00	0.00	10,569.95					
17/04/2020	5,000.00	3,050.00	11,319.95	(8,269.95)	0.00	0.00	0.00	11,319.95					
1/03/2021	5,000.00	3,050.00	12,469.95	(9,419.95)	0.00	0.00	0.00	12,469.95					
	40,000.00	24,400.00	93,066.80	(68,666.80)	0.00	0.00	0.00	93,066.80			0.00		
Neometals Ltd - Ent To Shares In Widgee Nickel Pty Ltd (ASX:NMTXE)													
3/02/2011	2,371.00	398.91	0.00	398.91	0.00	0.00	0.00	0.00					
20/04/2011	2,371.00	398.90	0.00	398.90	0.00	0.00	0.00	0.00					
13/11/2017	2,371.00	398.90	0.00	398.90	0.00	0.00	0.00	0.00					
24/08/2020	7,112.00	1,196.55	0.00	1,196.55	0.00	0.00	0.00	0.00					
3/12/2020	7,112.00	1,196.54	0.00	1,196.54	0.00	0.00	0.00	0.00					
1/03/2021	2,371.00	398.90	0.00	398.90	0.00	0.00	0.00	0.00					
30/06/2021	7,112.00	1,196.54	0.00	1,196.54	0.00	0.00	0.00	0.00					
13/01/2022	56,293.00	9,470.89	14,656.13	(5,185.24)	0.00	0.00	0.00	14,656.13					
	87,113.00	14,656.13	14,656.13	0.00	0.00	0.00	0.00	14,656.13			0.00		
Neometals Ltd (ASX:NMT)													
3/02/2011	10,000.00	9,050.00	13,712.00	(4,662.00)	0.00	0.00	0.00	13,712.00					
20/04/2011	10,000.00	9,050.00	5,982.00	3,068.00	0.00	0.00	0.00	5,982.00					
13/11/2017	10,000.00	9,050.00	14,938.00	(5,888.00)	0.00	0.00	0.00	14,938.00					
24/08/2020	30,000.00	27,150.00	5,419.95	21,730.05	0.00	0.00	0.00	5,419.95					
3/12/2020	30,000.00	27,150.00	7,219.95	19,930.05	0.00	0.00	0.00	7,219.95					
1/03/2021	10,000.00	9,050.00	3,619.95	5,430.05	0.00	0.00	0.00	3,619.95					
30/06/2021	30,000.00	27,150.00	0.00	27,150.00	0.00	0.00	0.00	0.00					
	130,000.00	117,650.00	50,891.85	66,758.15	0.00	0.00	0.00	50,891.85			0.00		

# BLAINEY SUPERANNUATION FUND

## Unrealised Capital Gains as at 30 June 2022

		Accounting Treatment			Taxation Treatment								
		Market Value	Original Cost	Accounting Gain/(Loss)	Cost Base Calculation				Capital Gains Calculation				
					Quantity /Description	Tax Free	Tax Deferred	AMIT	Amount	Indexation	Discountable	Other	Deferred
<u>Listed Securities Market</u>													
Sonic Healthcare Limited (ASX:SHL)													
13/06/2018	500.00	16,505.00	10,811.84	5,693.16	0.00	0.00	0.00	10,811.84					
	500.00	16,505.00	10,811.84	5,693.16	0.00	0.00	0.00	10,811.84			0.00		
Wam Microcap Limited (ASX:WMI)													
21/06/2017	24,937.00	40,522.62	27,431.00	13,091.62	0.00	0.00	0.00	27,431.00					
13/02/2020	13,063.00	21,227.38	20,337.34	890.04	0.00	0.00	0.00	20,337.34					
17/08/2020	21,754.00	35,350.25	30,000.00	5,350.25	0.00	0.00	0.00	30,000.00					
1/03/2021	6,175.00	10,034.38	12,092.07	(2,057.69)	0.00	0.00	0.00	12,092.07					
2/03/2021	4,071.00	6,615.37	7,942.51	(1,327.14)	0.00	0.00	0.00	7,942.51					
	70,000.00	113,750.00	97,802.92	15,947.08	0.00	0.00	0.00	97,802.92			0.00		
<u>Listed Securities MarketTotal</u>													
		445,367.13	418,950.03	26,417.10	0.00	0.00	0.00	418,950.03			0.00		

**BLAINEY SUPERANNUATION FUND**  
**Unrealised Capital Gains as at 30 June 2022**

**Capital Gains Tax Return Summary**

	Indexation	Discount	Other	Deferred	Total Capital Gains	Capital Losses
<b>Current Year Capital Gains</b>						
Shares & Units - Listed Shares	0.00	0.00	0.00	0.00	0.00	0.00
Shares & Units - Other Shares	0.00	0.00	0.00	0.00	0.00	0.00
Shares & Units - Listed Trusts	0.00	0.00	0.00	0.00	0.00	0.00
Shares & Units - Other Units	0.00	0.00	0.00	0.00	0.00	0.00
Australian Real Estate	0.00	0.00	0.00	0.00	0.00	0.00
Other Real Estate	0.00	0.00	0.00	0.00	0.00	0.00
Collectables	0.00	0.00	0.00	0.00	0.00	0.00
Other CGT Assets & Other CGT Events	0.00	0.00	0.00	0.00	0.00	0.00
Distributed Capital Gains from Trusts	0.00	0.00	0.00	0.00	0.00	0.00
	0.00	0.00	0.00	0.00	0.00	0.00
<b>Capital Losses Applied</b>						
Current Year	0.00	0.00	0.00	0.00	0.00	
Prior Years	0.00	0.00	0.00	0.00	0.00	
	0.00	0.00	0.00	0.00	0.00	
<b>Net Capital Gains</b>						
Net Gain after applying losses	0.00	0.00	0.00	0.00	0.00	
Discount applicable		0.00				
Net Gain after applying discount	0.00	0.00	0.00	0.00	0.00	

**Gains/Losses on Custom Holding Accounts**

Account Name	Book Cost	Value	Gain/(Loss)	Tax Rate %	Tax Effect
--------------	-----------	-------	-------------	------------	------------

**Custom Holding Accounts Totals**