

**Carlson Super Fund A/C**

Your Advisor: Mark Olivetta

**A/C Number: 484062****1 July 2021 to 30 June 2022**

The details provided are based on the portfolio type being recorded as "Superannuation Fund" for taxation reporting purposes.

	Tax Return Reference	Amount \$		Tax Return Reference	Amount \$
<b>ASSESSABLE INCOME</b>			<b>CAPITAL GAINS/LOSSES</b>		
<b>Interest Income</b>			<b>Distributed Capital Gains</b>		
Gross Interest:	11C	42 ✓	TARP Indexed, Other Capital Gains:	11A	0
Tax Withheld:	13(H3)	0	Discounted Capital Gains:	11A	267
<b>Australian Dividend Income</b>			(Gross Discount Capital Gains of \$401 discounted at 33.33%)		
Unfranked:	11J	1,621 ✓	NTARP Indexed, Other Capital Gains:	11A	673
Franked:	11K	30,628 ✓	Discounted Capital Gains:	11A	2,785
Franking Credits:	11L+13(E1)	13,126 ✓	(Gross Discount Capital Gains of \$4,178 discounted at 33.33%)		
Tax Withheld:	13(H3)	0	<b>Realised Capital Gains/Losses</b>		
<b>Trust Income</b>			Total Short Gains: (held < 12 months)	11A	1,579
Gross Trust Income:	11M	579 ✓	Total Discount Gains :	11A	5,037
Franking Credits:	13(E1)	19	(Total Long Gains of \$7,556 discounted at 33.33%)		
Tax Withheld:	13(H3)	0	Total Long Gains (available for discounting):		7,556
<b>Foreign Source Income</b>			Total Indexed Gains:	11A	0
Assessable Foreign Source Income:	11D/11D1	2,232 ✓	Total Realised Losses:	11A	83,377
Other Net Foreign Source Income:	11D	2,232	<b>DEDUCTIBLE EXPENSES (INCL GST)</b>		
Australian Franking Credits from a			Wealth+ Management Fees:	12J1/12J2	5,676
New Zealand company:	11E+13(E1)	0			
Foreign Income Tax Offsets:	13(C1)	366 ✓			



## Carlson Super Fund A/C ✓

Your advisor: Mark Olivetta  
Account Number: 484062

Period: 1 July 2021 to 30 June 2022  
Closing Portfolio Valuation: \$668,998.42

## Portfolio Values


### Valuation Summary for Period

Carlson Super Fund A/C	
Value at 1 July 2021 .....	\$757,518.94
Value at 30 June 2022 .....	\$668,998.42

### Income Summary

Forecast Annual Income (4.90% Net Yield) .....	\$32,765.00
Income received during the period .....	\$38,687.69
Imputation credits received during the period .....	\$13,143.65
Dividends declared but not yet paid .....	\$3,542.53

## Portfolio Asset Allocation



	PORTFOLIO VALUE \$	% OF PORTFOLIO
Australian Equities	395,199.34	59.07
Global Equities	184,168.39	27.53
Australian Property	30,567.50	4.57
Australian Fixed Interest	55,275.00	8.26
Cash	3,788.20	0.57
<b>Total</b>	<b>668,998.42</b>	<b>100.00</b>

## Portfolio Assets at 30 June 2022

SECURITY NAME	SECURITY CODE	QUANTITY	AVG UNIT COST	TOTAL COST BASE \$	MARKET PRICE \$	MARKET VALUE \$	GAIN/LOSS \$	~FORECAST ANNUAL INCOME \$
<b>AUSTRALIAN EQUITIES</b>								
<b>Listed</b>								
Ansell Limited FPO	ANN	600 ✓	36.42	21,849.73	22.2400	13,344.00 ✓	(8,505.73)	465
ANZ Banking Group Limited FPO	ANZ	750 ✓	21.26	15,943.55	22.0300	16,522.50 ✓	578.95	1,008
Aristocrat Leisure Limited FPO	ALL	944 ✓	29.49	27,837.75	34.3800	32,454.72 ✓	4,616.97	651
Aurizon Holdings Limited FPO	AZJ	3,500 ✓	4.37	15,286.32	3.8000	13,300.00 ✓	(1,986.32)	706
BHP Group Limited FPO	BHP	1,750 ✓	39.09	68,411.96	41.2500	72,187.50 ✓	3,775.54	6,936
Corporate Travel Management Limited FPO	CTD	1,460 ✓	22.65	33,062.49	18.5200	27,039.20 ✓	(6,023.29)	8
CSL Limited FPO	CSL	50 ✓	274.02	13,701.07	269.0600	13,453.00 ✓	(248.07)	152
Macquarie Group Limited FPO	MQG	110 ✓	183.80	20,217.98	164.5100	18,096.10 ✓	(2,121.88)	685
Magellan Financial Group Ltd FPO	MFG	200 ✓	50.68	10,136.29	12.9200	2,584.00 ✓	(7,552.29)	373
Magellan Financial Grp \$35.00 Options Exp 16/04/27	MFGO	25 ✓	-	0.00	0.7350	18.38 ✓	18.38	-
National Australia Bank Ltd FPO	NAB	1,000 ✓	21.89	21,890.75	27.3900	27,390.00 ✓	5,499.25	1,429
Qantas Airways Limited FPO	QAN	3,000 ✓	4.51	13,542.35	4.4700	13,410.00 ✓	(132.35)	-
QBE Insurance Group Limited FPO	QBE	1,500 ✓	16.08	24,112.85	12.1500	18,225.00 ✓	(5,887.85)	677
Sonic Healthcare Limited FPO	SHL	350 ✓	33.93	11,875.21	33.0100	11,553.50 ✓	(321.71)	364
The Star Entertainment Group Limited FPO	SGR	4,000 ✓	3.27	13,094.87	2.7900	11,160.00 ✓	(1,934.87)	-
Westpac Banking Corporation FPO	WBC	2,800 ✓	22.53	63,095.51	19.5000	54,600.00 ✓	(8,495.51)	3,074
Woodside Energy Group Ltd FPO	WDS	1,566 ✓	40.80	63,889.02	31.8400	49,861.44 ✓	(14,027.58)	3,949
<b>TOTAL AUSTRALIAN EQUITIES</b>				<b>437,947.70</b>		<b>395,199.34</b>	<b>(42,748.37)</b>	<b>20,477</b>

## GLOBAL EQUITIES

<b>Listed</b>								
GQG Partners Inc. CDI 1:1	GQG	15,000 ✓	1.81	27,221.18	1.4600	21,900.00 ✓	(5,321.18)	1,780
Magellan Global Fund FPU Closed Class	MGF	19,033 ✓	1.73	32,955.70	1.3400	25,504.22 ✓	(7,451.48)	1,394
Magellan Global Fund Options Exp 01/03/24	MGFO	11,533 ✓	-	0.00	0.0050	57.67 ✓	57.67	-





## Portfolio Assets at 30 June 2022

SECURITY NAME	SECURITY CODE	QUANTITY	AVG UNIT COST	TOTAL COST BASE \$	MARKET PRICE \$	MARKET VALUE \$	GAIN/LOSS \$	~FORECAST ANNUAL INCOME \$
Pengana International Equities Limited FPO	PIA	15,000 ✓	1.33	19,976.05	0.8750	13,125.00 ✓	(6,851.05)	812
VGI Partners Global Investments Ltd FPO	VG1	5,000 ✓	2.16	10,817.70	1.4700	7,350.00 ✓	(3,467.70)	500
<b>Exchange Traded Funds</b>								
BetaShares Cloud Computing ETF	CLDD	1,500 ✓	16.81	25,219.40	9.8700	14,805.00 ✓	(10,414.40)	103
BetaShares FTSE 100 ETF	F100	2,000 ✓	10.26	20,523.30	9.8200	19,640.00 ✓	(883.30)	627
BetaShares Global Cybersecurity ETF	HACK	1,250 ✓	8.48	10,604.89	8.7100	10,887.50 ✓	282.61	369
Betashares Global Robotics And A.I. ETF	RBTZ	800 ✓	13.90	11,120.89	9.0200	7,216.00 ✓	(3,904.89)	364
ETFS Fang+ ETF	FANG	600 ✓	17.23	10,336.46	11.8500	7,110.00 ✓	(3,226.46)	1,303
Hyperion Global Growth Companies Fund	HYGG	8,000 ✓	4.12	32,939.04	2.9500	23,600.00 ✓	(9,339.04)	-
iShares S&P Global Healthcare ETF CDI	IXJ	200 ✓	103.44	20,687.08	117.6900	23,538.00 ✓	2,850.92	259
VanEck MSCI Intl Small Companies Qual ETF	QSML	500 ✓	21.91	10,954.46	18.8700	9,435.00 ✓	(1,519.46)	25
<b>TOTAL GLOBAL EQUITIES</b>				<b>233,356.15</b>		<b>184,168.39</b>	<b>(49,187.76)</b>	<b>7,536</b>

System revaluation \$18.88/share

SF360 recorded as \$9,440

## AUSTRALIAN PROPERTY

<b>Listed</b>								
Healthco Healthcare & Wellness REIT FPU	HCW	5,000 ✓	2.00	10,000.00	1.3750	6,875.00 ✓	(3,125.00)	368
<b>Exchange Traded Funds</b>								
SPDR S&P/ASX 200 Listed Property Fund ETF	SLF	2,250 ✓	13.41	30,183.43	10.5300	23,692.50 ✓	(6,490.93)	1,829
<b>TOTAL AUSTRALIAN PROPERTY</b>				<b>40,183.43</b>		<b>30,567.50</b>	<b>(9,615.93)</b>	<b>2,197</b>

## AUSTRALIAN FIXED INTEREST

### Capital Notes and Preference Shares

National Australia Bank Ltd Capital Notes	NABPH	550 ✓	100.00	55,000.00	100.5000	55,275.00 ✓	275.00	2,543
---	-------	-------	--------	-----------	----------	-------------	--------	-------



## Portfolio Assets at 30 June 2022

SECURITY NAME	SECURITY CODE	QUANTITY	AVG UNIT COST	TOTAL COST BASE \$	MARKET PRICE \$	MARKET VALUE \$	GAIN/LOSS \$	~FORECAST ANNUAL INCOME \$
TOTAL AUSTRALIAN FIXED INTEREST				55,000.00		55,275.00	275.00	2,543
<b>CASH</b>								
Macquarie Cash Management A/C		-	-	3,788.20 ✓	-	3,788.20 ✓	-	12
TOTAL CASH				3,788.20		3,788.20	-	12
TOTAL PORTFOLIO VALUE				770,275.48	✓	668,998.42	(101,277.06)	32,765

Fixed Interest Investments - for more information relating to your fixed interest investments please refer to the "Additional Information" provided in this report or the "Fixed Interest" section on our website or contact your adviser.

~ Forecast Income has been rounded to the nearest dollar.

Managed Investments (Australian)	23,600.00
Shares in Listed Companies (Australian)	470,949.34
Units in Listed Exchange Traded Funds	116,329.00
Units in Listed Unit Trusts (Australian)	54,336.89
Macquarie Cash Management A/C	3,788.20
total	669,003.43

main reason: \$5 difference in QSML. \$0.01 rounding error.



## Portfolio Transactions

### CASH ACCOUNT TRANSACTION ACTIVITY

DATE	DESCRIPTION	DEBIT \$	CREDIT \$	BALANCE \$
01/07/2021	Opening Balance			3,709.62
01/07/2021	ANZ Banking Group Limited FPO - Dividend/Distribution Payment		1,400.00	5,109.62
02/07/2021	National Australia Bank Ltd FPO - Dividend/Distribution Payment		1,800.00	6,909.62
02/07/2021	Aristocrat Leisure Limited FPO - Dividend/Distribution Payment		135.00	7,044.62
13/07/2021	iShares S&P Global Healthcare ETF CDI - Dividend/Distribution Payment		146.04	7,190.66
16/07/2021	BetaShares FTSE 100 ETF - Dividend/Distribution Payment		437.70	7,628.36
16/07/2021	BetaShares Asia Technology Tiger ETF - Dividend/Distribution Payment		389.58	8,017.94
16/07/2021	BetaShares Global Cybersecurity ETF - Dividend/Distribution Payment		368.51	8,386.45
16/07/2021	Betashares Global Robotics And A.I. ETF - Dividend/Distribution Payment		363.84	8,750.29
21/07/2021	Magellan Global Fund FPU Closed Class - Dividend/Distribution Payment		696.61	9,446.90
23/07/2021	VanEck MSCI Intl Small Companies Qual ETF - Dividend/Distribution Payment		55.00	9,501.90
30/07/2021	Interest Earned - Macquarie CMA		2.18	9,504.08
30/07/2021	Wealth+ fees - July 2021	469.21		9,034.87
12/08/2021	BHP Group Limited FPO - On Market Sale - 500 securities		25,565.65	34,600.52
12/08/2021	ANZ Banking Group Limited FPO - On Market Sale - 500 securities		14,267.16	48,867.68
12/08/2021	National Australia Bank Ltd FPO - On Market Sale - 500 securities		13,324.30	62,191.98
12/08/2021	Westpac Banking Corporation FPO - On Market Sale - 500 securities		12,635.26	74,827.24
27/08/2021	SPDR S&P/ASX 200 Listed Property Fund ETF - Dividend/Distribution Payment		1,266.76	76,094.00
31/08/2021	Interest Earned - Macquarie CMA		13.59	76,107.59
31/08/2021	Ansell Limited FPO - On Market Purchase - 600 securities	21,849.73		54,257.86
31/08/2021	BetaShares Cloud Computing ETF - On Market Purchase - 1,500 securities	25,219.40		29,038.46
31/08/2021	Healthco Healthcare & Wellness REIT IPO - On Market Purchase - 5,000 securities	10,000.00		19,038.46
31/08/2021	Wealth+ fees - August 2021	472.89		18,565.57
16/09/2021	Ansell Limited FPO - Dividend/Distribution Payment		356.64	18,922.21
17/09/2021	National Australia Bank Ltd Capital Notes 5 - On Market Sale - 200 securities		20,721.53	39,643.74
17/09/2021	National Australia Bank Ltd Capital Notes 5 - Dividend/Distribution Payment		589.67	40,233.41
17/09/2021	BHP Group Limited FPO - On Market Purchase - 500 securities	20,351.43		19,881.98
21/09/2021	BHP Group Limited FPO - Dividend/Distribution Payment		3,394.09	23,276.07
22/09/2021	Aurizon Holdings Limited FPO - Dividend/Distribution Payment		504.00	23,780.07
22/09/2021	Sonic Healthcare Limited FPO - Dividend/Distribution Payment		192.50	23,972.57

Saturday, 9 July 2022 CONFIDENTIAL PAGE 15 of 23

This document has been prepared by Morgans Financial Limited in accordance with its Australian Financial Services Licence (AFSL no. 235410). The views expressed herein are solely the views of Morgans Financial Limited.

Account Number: 484062 Portfolio Name: Carlson Super Fund A/C

145 7 UNDER 30S/000007/000000



## Portfolio Transactions

## CASH ACCOUNT TRANSACTION ACTIVITY

DATE	DESCRIPTION	DEBIT \$	CREDIT \$	BALANCE \$
22/09/2021	Pengana International Equities Limited FPO - Dividend/Distribution Payment		135.00	24,107.57
23/09/2021	Magellan Financial Group Ltd FPO - Dividend/Distribution Payment		228.20	24,335.77
24/09/2021	Woodside Energy Group Ltd FPO - Dividend/Distribution Payment		512.93	24,848.70
24/09/2021	QBE Insurance Group Limited FPO - Dividend/Distribution Payment		349.03	25,197.73
29/09/2021	VGI Partners Global Investments Ltd FPO - Dividend/Distribution Payment		275.00	25,472.73
30/09/2021	CSL Limited FPO - Dividend/Distribution Payment		79.48	25,552.21
30/09/2021	Interest Earned - Macquarie CMA		5.44	25,557.65
30/09/2021	Wealth+ fees - September 2021	506.99		25,050.66
19/10/2021	BetaShares Asia Technology Tiger ETF - On Market Sale - 1,000 securities		9,781.21	34,831.87
19/10/2021	Corporate Travel Management Limited FPO - On Market Purchase - 800 securities	19,132.48		15,699.39
19/10/2021	ETFS Fang+ ETF - On Market Purchase - 600 securities	10,336.46		5,362.93
29/10/2021	Interest Earned - Macquarie CMA		4.58	5,367.51
29/10/2021	Wealth+ fees - October 2021	455.91		4,911.60
04/11/2021	Aristocrat Leisure Limited 1:20.56 Rights Issue - Entitlement Acceptance - 44 securities	1,841.40		3,070.20
08/11/2021	National Australia Bank Ltd Capital Notes 5 - On Market Sale - 200 securities		20,858.01	23,928.21
08/11/2021	QBE Insurance Group Limited FPO - On Market Sale - 1,673 securities		19,913.07	43,841.28
08/11/2021	Westpac Banking Corporation FPO - On Market Purchase - 800 securities	18,699.46		25,141.82
08/11/2021	GQG Partners Inc. CDI 1:1 - On Market Purchase - 10,000 securities	19,487.03		5,654.79
15/11/2021	ANZ Banking Group Limited FPO - On Market Sale - 750 securities		20,858.01	26,512.80
29/11/2021	SPDR S&P/ASX 200 Listed Property Fund ETF - Dividend/Distribution Payment		135.74	26,648.54
30/11/2021	Interest Earned - Macquarie CMA		3.46	26,652.00
30/11/2021	Wealth+ fees - November 2021	472.77		26,179.23
15/12/2021	National Australia Bank Ltd FPO - Dividend/Distribution Payment		670.00	26,849.23
15/12/2021	Pengana International Equities Limited FPO - Dividend/Distribution Payment		135.00	26,984.23
16/12/2021	ANZ Banking Group Limited FPO - Dividend/Distribution Payment		1,080.00	28,064.23
17/12/2021	National Australia Bank Ltd Capital Notes 5 - Dividend/Distribution Payment		337.26	28,401.49
17/12/2021	Aristocrat Leisure Limited FPO - Dividend/Distribution Payment		245.44	28,646.93
21/12/2021	Westpac Banking Corporation FPO - Dividend/Distribution Payment		1,680.00	30,326.93
23/12/2021	Corporate Travel Management Limited FPO - On Market Purchase - 500 securities	10,570.01		19,756.92
31/12/2021	Interest Earned - Macquarie CMA		5.33	19,762.25

Saturday, 9 July 2022 CONFIDENTIAL PAGE 16 of 23

This document has been prepared by Morgans Financial Limited in accordance with its Australian Financial Services Licence (AFSL no. 235410). The views expressed herein are solely the views of Morgans Financial Limited.



## Portfolio Transactions

## CASH ACCOUNT TRANSACTION ACTIVITY

DATE	DESCRIPTION	DEBIT \$	CREDIT \$	BALANCE \$
31/12/2021	Wealth+ fees - December 2021	483.16		19,279.09
05/01/2022	iShares S&P Global Healthcare ETF CDI - Dividend/Distribution Payment		112.97	19,392.06
19/01/2022	Magellan Global Fund FPU Closed Class - Dividend/Distribution Payment		696.61	20,088.67
19/01/2022	BetaShares FTSE 100 ETF - Dividend/Distribution Payment		502.64	20,591.31
19/01/2022	Corporate Travel Management Share Purchase Plan - SPP Acceptance	10,000.00		10,591.31
31/01/2022	Refund CTD SPP Scaleback		6,640.00	17,231.31
31/01/2022	Interest Earned - Macquarie CMA		1.10	17,232.41
31/01/2022	Wealth+ fees - January 2022	469.45		16,762.96
01/02/2022	BHP Group Limited FPO - On Market Sale - 500 securities		22,954.69	39,717.65
01/02/2022	Macquarie Group Limited FPO - On Market Purchase - 110 securities	20,217.98		19,499.67
01/02/2022	Pengana International Equities Limited FPO - On Market Purchase - 5,000 securities	6,782.50		12,717.17
25/02/2022	Healthco Healthcare & Wellness REIT FPU - Dividend/Distribution Payment		150.00	12,867.17
28/02/2022	Interest Earned - Macquarie CMA		2.60	12,869.77
28/02/2022	Wealth+ fees - February 2022	447.42		12,422.35
01/03/2022	SPDR S&P/ASX 200 Listed Property Fund ETF - Dividend/Distribution Payment		192.00	12,614.35
08/03/2022	Magellan Financial Group Ltd FPO - Dividend/Distribution Payment		220.20	12,834.55
09/03/2022	Ansell Limited FPO - Dividend/Distribution Payment		202.02	13,036.57
15/03/2022	Pengana International Equities Limited FPO - Dividend/Distribution Payment		202.50	13,239.07
17/03/2022	National Australia Bank Ltd Capital Notes 5 - Dividend/Distribution Payment		338.97	13,578.04
23/03/2022	Woodside Energy Group Ltd FPO - Dividend/Distribution Payment		1,826.98	15,405.02
23/03/2022	Sonic Healthcare Limited FPO - Dividend/Distribution Payment		140.00	15,545.02
28/03/2022	BHP Group Limited FPO - Dividend/Distribution Payment		2,600.70	18,145.72
30/03/2022	Aurizon Holdings Limited FPO - Dividend/Distribution Payment		367.50	18,513.22
30/03/2022	GQG Partners Inc. CDI 1:1 - Dividend/Distribution Payment		147.17	18,660.39
31/03/2022	Interest Earned - Macquarie CMA		1.75	18,662.14
31/03/2022	Wealth+ fees - March 2022	505.30		18,156.84
06/04/2022	CSL Limited FPO - Dividend/Distribution Payment		71.15	18,227.99
12/04/2022	QBE Insurance Group Limited FPO - Dividend/Distribution Payment		285.00	18,512.99
19/04/2022	VGI Partners Global Investments Ltd FPO - Dividend/Distribution Payment		225.00	18,737.99
20/04/2022	GQG Partners Inc. CDI 1:1 - On Market Purchase - 5,000 securities	7,734.15		11,003.84

Saturday, 9 July 2022 CONFIDENTIAL PAGE 17 of 23

This document has been prepared by Morgans Financial Limited in accordance with its Australian Financial Services Licence (AFSL no. 235410). The views expressed herein are solely the views of Morgans Financial Limited.

Account Number: 484062 Portfolio Name: Carlson Super Fund A/C

146 7 LIMITED 2009090740002



## Portfolio Transactions

### CASH ACCOUNT TRANSACTION ACTIVITY

DATE	DESCRIPTION	DEBIT \$	CREDIT \$	BALANCE \$
20/04/2022	Hyperion Global Growth Companies Fund - On Market Purchase - 2,000 securities	7,522.50		3,481.34
29/04/2022	Interest Earned - Macquarie CMA		1.51	3,482.85
29/04/2022	Wealth+ fees - April 2022	436.41		3,046.44
17/05/2022	VanEck MSCI Intl Small Companies Qual ETF - On Market Sale - 600 securities		11,767.12	14,813.56
17/05/2022	BetaShares FTSE 100 ETF - On Market Sale - 1,000 securities		9,791.10	24,604.66
17/05/2022	BHP Group Limited FPO - On Market Purchase - 500 securities	22,934.54		1,670.12
20/05/2022	Healthco Healthcare & Wellness REIT FPU - Dividend/Distribution Payment		112.50	1,782.62
25/05/2022	Haranga Resources Limited FPO - Unmarketable Parcel Sale		73.02	1,855.64
30/05/2022	SPDR S&P/ASX 200 Listed Property Fund ETF - Dividend/Distribution Payment		315.12	2,170.76
31/05/2022	Interest Earned - Macquarie CMA		0.32	2,171.08
31/05/2022	Wealth+ fees - May 2022	474.84		1,696.24
01/06/2022	BHP Group Limited FPO - Other Corporate Action - In-specie dividend of Woodside Energy Group Ltd FPO		9,404.16	11,100.40
01/06/2022	Woodside Energy Group Ltd FPO - Other Corporate Action In-specie dividend from BHP Group Limited - 316 securities	9,404.16		1,696.24
15/06/2022	Pengana International Equities Limited FPO - Dividend/Distribution Payment		202.50	1,898.74
17/06/2022	National Australia Bank Ltd Capital Notes 5 - Dividend/Distribution Payment		355.14	2,253.88
24/06/2022	Westpac Banking Corporation FPO - Dividend/Distribution Payment		1,708.00	3,961.88
28/06/2022	GQG Partners Inc. CDI 1:1 - Dividend/Distribution Payment		307.40	4,269.28
30/06/2022	Interest Earned - Macquarie CMA		0.58	4,269.86
30/06/2022	Wealth+ fees - June 2022	481.66		3,788.20
<b>CLOSING BALANCE</b>		<b>247,759.24</b>	<b>247,837.82</b>	<b>3,788.20</b>



### NON-CASH TRANSACTION ACTIVITY

DATE	DESCRIPTION	QUANTITY	PRICE \$	VALUE \$
01/07/2021	Tillagrah Limited FPO - Crystallising A Loss	(715.00)	0.00	0.00
30/07/2021	Haranga Resources Limited FPO - Capital Reconstruction	(1,600.00)	0.00	0.00
02/09/2021	Healthco Healthcare & Wellness REIT FPU - IPO Allotment	5,000.00	2.00	10,000.00



## Portfolio Transactions

### NON-CASH TRANSACTION ACTIVITY

DATE	DESCRIPTION	QUANTITY	PRICE \$	VALUE \$
17/11/2021	Aristocrat Leisure Limited FPO - Entitlement Allotment	44.00	41.85	1,841.40
28/01/2022	Corporate Travel Management Limited FPO - SPP Allotment	160.00	21.00	3,360.00
14/04/2022	Magellan Financial Grp \$35.00 Options Exp 16/04/27 - Bonus Issue	25.00	0.00	0.00

Any Allotments shown above have resulted from your previous acceptance of a capital raising (where the acceptance would have previously been shown as a cash transaction in the Cash Account Transaction Activity section) or as a result of a scheme of arrangement where there is no related cash transaction.

### PORTFOLIO ACCRUALS

#### Dividends declared but not yet paid

EX DATE	SECURITY NAME	DESCRIPTION	PAYMENT DATE	VALUE \$
09/05/2022	ANZ Banking Group Limited FPO	Dividend at \$0.720000/share	01/07/2022	540.00
11/05/2022	National Australia Bank Ltd FPO	Dividend at \$0.730000/share	05/07/2022	730.00
16/05/2022	Macquarie Group Limited FPO	Dividend at \$3.500000/share	04/07/2022	385.00
26/05/2022	Aristocrat Leisure Limited FPO	Dividend at \$0.260000/share	01/07/2022	245.44
29/06/2022	SPDR S&P/ASX 200 Listed Property Fund ETF	Dividend at \$0.526904/share	29/08/2022	1,185.53
29/06/2022	Healthco Healthcare & Wellness REIT FPU	Dividend at \$0.022500/share	22/08/2022	112.50
30/06/2022	ETFS Fang+ ETF	Dividend at \$0.573441/share	15/07/2022	344.06
				<b>\$3,542.53</b>



## Additional Information provided for your Fixed Interest and Cash Investments

SECURITY NAME	Quantity	Purchase Value \$	Market Value \$	Call / Maturity Date	Gross Running Yield	Gross Yield to Call	Term to Call (Years)	Gross Distribution Details	Franking	Annual Income \$ (Cash)
<b>AUSTRALIAN FIXED INTEREST</b>										
<b>Capital Notes and Preference Shares</b>										
National Australia Bank Ltd Capital Notes 5	550	55,000	55,275	17/12/2027	6.57%	7.52%	5.47	90 Day BBSW + 3.50%	100%	2,543
<b>TOTAL AUSTRALIAN FIXED INTEREST</b>		<b>55,000</b>	<b>55,275</b>				<b>^5.47</b>			<b>2,543</b>
<b>CASH</b>										
Macquarie Cash Management A/C	N/A	3,788	3,788	N/A	0.35%	0.35%	Perpetual	N/A	N/A	12
<b>TOTAL CASH</b>		<b>3,788</b>	<b>3,788</b>							<b>12</b>
<b>GRAND TOTAL</b>		<b>58,788</b>	<b>59,063</b>							<b>2,555</b>

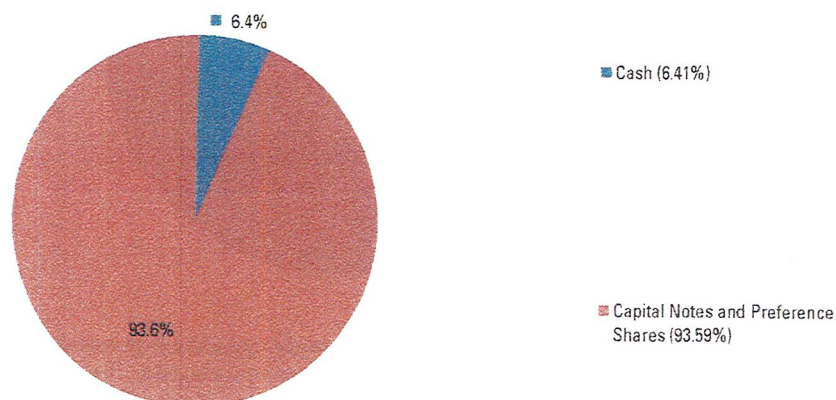
^ This figure represents the Weighted average years to maturity for your fixed interest investments (this only incorporates investments that have a Call/Maturity Date).



## Additional Information provided for your Fixed Interest and Cash Investments


### "Sector" Exposure across your Fixed Interest and Cash Investments

The market value of each sector as a % of the total value of your Fixed Interest and Cash Investments



### "Interest Rate" Exposure (excluding Cash)

This incorporates all Fixed Interest Investments that currently make Interest or Distribution payments (based on each investment's market value)

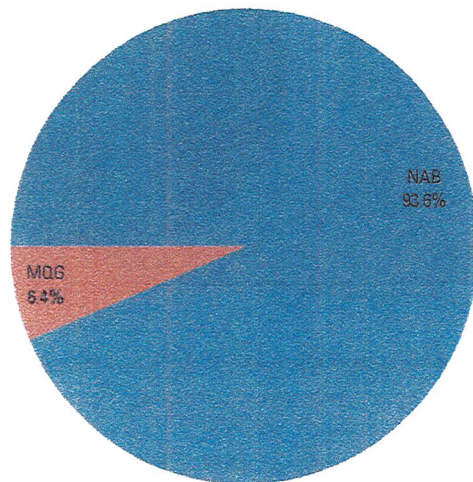




## Additional Information provided for your Fixed Interest and Cash Investments

### "Issuer" Exposure across your Fixed Interest and Cash Investments

The market value of your Fixed Interest and Cash investments per issuer as a % of the total market value of all Fixed Interest and Cash Investments



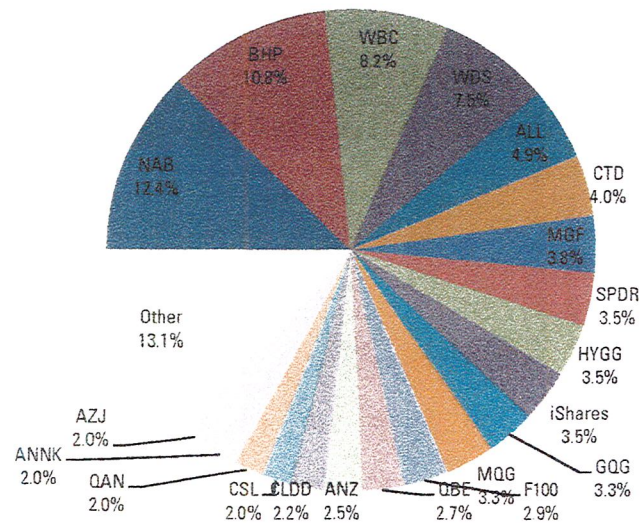
Issuer	%
NAB	93.6%
MQG	6.4%



## Additional Information provided for your Fixed Interest and Cash Investments

### "Issuer" Exposure across all your Investments

The market value of your investments per issuer as a % of the total market value of your portfolio



Issuer	%
NAB	12.4%
BHP	10.8%
WBC	8.2%
WDS	7.5%
ALL	4.9%
CTD	4.0%
MGF	3.8%
SPDR	3.5%
HYGG	3.5%
iShares	3.5%
GQG	3.3%
MQG	3.3%
F100	2.9%
QBE	2.7%
ANZ	2.5%
CLDD	2.2%
CSL	2.0%
QAN	2.0%
ANNK	2.0%
AZJ	2.0%
Other	13.1%

Other: PIA 2.0%, SHL 1.7%, SGR 1.7%, BetaShares 1.6%, VanEck Vectors 1.4%, VG1 1.1%, RBTZ 1.1%, FANG 1.1%, HCW 1.0%, MFG 0.4%

E&OE





## INTEREST INCOME

Date	Description	Amount Received \$	Gross Income \$	TFN / Withholding Tax Deducted \$
30/07/2021	Primary CMA Interest	2.18	2.18	
31/08/2021	Primary CMA Interest	13.59	13.59	
30/09/2021	Primary CMA Interest	5.44	5.44	
29/10/2021	Primary CMA Interest	4.58	4.58	
30/11/2021	Primary CMA Interest	3.46	3.46	
31/12/2021	Primary CMA Interest	5.33	5.33	
31/01/2022	Primary CMA Interest	1.10	1.10	
28/02/2022	Primary CMA Interest	2.60	2.60	
31/03/2022	Primary CMA Interest	1.75	1.75	
29/04/2022	Primary CMA Interest	1.51	1.51	
31/05/2022	Primary CMA Interest	0.32	0.32	
30/06/2022	Primary CMA Interest	0.58	0.58	
<b>TOTAL INTEREST INCOME</b>		<b>42.44</b>	<b>42.44</b>	

## AUSTRALIAN DIVIDEND INCOME

Date	Security Name	Amount Received \$	Gross Unfranked \$	TFN / Withholding Tax Deducted \$	Franked \$	Franking Credits \$	LIC Capital Gains (Gross) \$
16/09/2021	Ansell Limited FPO	356.64	356.64				
09/03/2022	Ansell Limited FPO	202.02	202.02				
01/07/2021	ANZ Banking Group Limited FPO	1,400.00			1,400.00	600.00	
16/12/2021	ANZ Banking Group Limited FPO	1,080.00			1,080.00	462.86	
02/07/2021	Aristocrat Leisure Limited FPO	135.00			135.00	57.86	
17/12/2021	Aristocrat Leisure Limited FPO	245.44			245.44	105.19	
22/09/2021	Aurizon Holdings Limited FPO	504.00	151.20		352.80	151.20	
30/03/2022	Aurizon Holdings Limited FPO	367.50	18.38		349.13	149.63	
21/09/2021	BHP Group Limited FPO	3,394.09			3,394.09	1,454.61	
28/03/2022	BHP Group Limited FPO	2,600.70			2,600.70	1,114.59	
01/06/2022	BHP Group Limited FPO	9,404.16			9,404.16	4,030.35	
30/09/2021	CSL Limited FPO	79.48	71.53		7.95	3.41	
06/04/2022	CSL Limited FPO	71.15	71.15				
23/09/2021	Magellan Financial Group Ltd FPO	228.20	57.05		171.15	73.35	

Thursday, 6 October 2022 CONFIDENTIAL PAGE 3

This document has been prepared by Morgans Financial Limited in accordance with its Australian Financial Services Licence (AFSL no. 235410). The views expressed herein are solely the views of Morgans Financial Limited.

Account Number: 484062 Portfolio Name: Carlson Super Fund A/C

111\_7\_UNDER\_30S/000796/008378



**AUSTRALIAN DIVIDEND INCOME**

Date	Security Name	Amount Received \$	Gross Unfranked \$	TFN / Withholding Tax Deducted \$	Franked \$	Franking Credits \$	LIC Capital Gains (Gross) \$
08/03/2022	Magellan Financial Group Ltd FPO	220.20	55.05		165.15	70.78	
17/09/2021	National Australia Bank Ltd Capital Notes 5	589.67			589.67	252.71	
17/12/2021	National Australia Bank Ltd Capital Notes 5	337.26			337.26	144.54	
17/03/2022	National Australia Bank Ltd Capital Notes 5	338.97			338.97	145.27	
17/06/2022	National Australia Bank Ltd Capital Notes 5	355.14			355.14	152.20	
02/07/2021	National Australia Bank Ltd FPO	1,800.00			1,800.00	771.43	
15/12/2021	National Australia Bank Ltd FPO	670.00			670.00	287.14	
22/09/2021	Pengana International Equities Limited FPO	135.00			135.00	57.86	
15/12/2021	Pengana International Equities Limited FPO	135.00			135.00	57.86	
15/03/2022	Pengana International Equities Limited FPO	202.50			202.50	86.79	
15/06/2022	Pengana International Equities Limited FPO	202.50			202.50	86.79	
24/09/2021	QBE Insurance Group Limited FPO	349.03	314.13		34.90	14.96	
12/04/2022	QBE Insurance Group Limited FPO	285.00	256.50		28.50	12.21	
22/09/2021	Sonic Healthcare Limited FPO	192.50	67.38		125.13	53.63	
23/03/2022	Sonic Healthcare Limited FPO	140.00			140.00	60.00	
29/09/2021	VGI Partners Global Investments Ltd FPO	275.00			275.00	117.86	
19/04/2022	VGI Partners Global Investments Ltd FPO	225.00			225.00	96.43	
21/12/2021	Westpac Banking Corporation FPO	1,680.00			1,680.00	720.00	
24/06/2022	Westpac Banking Corporation FPO	1,708.00			1,708.00	732.00	
24/09/2021	Woodside Energy Group Ltd FPO	512.93			512.93	219.83	
23/03/2022	Woodside Energy Group Ltd FPO	1,826.98			1,826.98	782.99	
<b>TOTAL AUSTRALIAN DIVIDEND INCOME</b>		<b>32,249.06</b>	<b>1,621.02</b>		<b>30,628.04</b>	<b>13,126.29</b>	

**GLOBAL DIVIDEND AND INTEREST INCOME**

Date	Security Name	Amount Received \$	Gross Foreign Source Income \$	Foreign Tax Credits \$
30/03/2022	GQG Partners Inc. CDI 1:1	147.17	210.24	63.07
28/06/2022	GQG Partners Inc. CDI 1:1	307.40	439.14	131.74
<b>TOTAL GLOBAL DIVIDEND INCOME</b>		<b>454.57</b> ✓✓	<b>649.38</b> ✓✓	<b>194.81</b> ✓✓





## TRUST INCOME

Date	Fund Name	Amount Received \$	Franked Amount \$	Interest or Other \$	Cost Base Adjustments \$	Tax Free \$	Foreign Income \$	Distributed Capital Gains \$^A	Franking Credits \$	Foreign Tax Credits \$+	TFN / Withholding Tax Deducted \$	Other \$*
18/07/2022	BetaShares Cloud Computing ETF	633.74	CLDD									
<b>Total Tax Components</b>		<b>633.74</b> ✓						633.74 ✓				
19/01/2022	BetaShares FTSE 100 ETF	502.64	F100									
18/07/2022	BetaShares FTSE 100 ETF	330.89 ✓										
<b>Total Tax Components</b>		<b>833.53</b> ✓					833.53 ✓✓			5.24 ✓✓		
18/07/2022	BetaShares Global Cybersecurity ETF	850.94	HACK									
<b>Total Tax Components</b>		<b>850.94</b> ✓			(850.93) ✓		40.21 ✓✓	1,661.66 ✓		18.98 ✓✓		
18/07/2022	Betashares Global Robotics And A.I. ETF	64.15	RBTZ									
<b>Total Tax Components</b>		<b>64.15</b> ✓					4.00 ✓✓	60.14 ✓		8.36 ✓✓		
15/07/2022	ETFS Fang+ ETF	411.82	FANG									
<b>Total Tax Components</b>		<b>411.82</b>			22.98 ✓			388.84 ✓				
25/02/2022	Healthco Healthcare & Wellness REIT FPU	150.00	HCW									
20/05/2022	Healthco Healthcare & Wellness REIT FPU	112.50										
22/08/2022	Healthco Healthcare & Wellness REIT FPU	112.50										
<b>Total Tax Components</b>		<b>375.00</b> ✓				188.62 ✓		186.38 ✓				
30/06/2022	Hyperion Global Growth Companies Fund	0.00	HYGG									
<b>Total Tax Components</b>		<b>0.00</b> ✓								8.14 ✓✓		
05/01/2022	iShares S&P Global Healthcare ETF CDI	112.97	IXJ									
13/07/2022	iShares S&P Global Healthcare ETF CDI	168.64										
<b>Total Tax Components</b>		<b>281.61</b> ✓					247.95 ✓✓	33.66 ✓		43.78 ✓✓		

Thursday, 6 October 2022 CONFIDENTIAL PAGE 5

This document has been prepared by Morgans Financial Limited in accordance with its Australian Financial Services Licence (AFSL no. 235410). The views expressed herein are solely the views of Morgans Financial Limited.

Account Number: 484062 Portfolio Name: Carlson Super Fund A/C

111\_7\_UNDER\_30S/000796/008379



## TRUST INCOME

Date	Fund Name	Amount Received \$	Franked Amount \$	Interest or Other \$	Cost Base Adjustments \$	Tax Free \$	Foreign Income \$	Distributed Capital Gains \$^A	Franking Credits \$	Foreign Tax Credits \$+	TFN / Withholding Tax Deducted \$	Other \$*
19/01/2022	Magellan Global Fund FPU Closed Class	696.61										
21/07/2022	Magellan Global Fund FPU Closed Class	696.61	MGF									
<b>Total Tax Components</b>		<b>1,393.22</b> ✓			(121.60) ✓		166.46 ✓	1,348.36		72.69 ✓		
29/11/2021	SPDR S&P/ASX 200 Listed Property Fund ETF	135.74										
01/03/2022	SPDR S&P/ASX 200 Listed Property Fund ETF	192.00	SLF									
30/05/2022	SPDR S&P/ASX 200 Listed Property Fund ETF	315.12										
29/08/2022	SPDR S&P/ASX 200 Listed Property Fund ETF	1,185.53										
<b>Total Tax Components</b>		<b>1,828.39</b> ✓	41.46 ✓	518.64 ✓	306.35 ✓		20.92 ✓	941.02 ✓	19.18 ✓	0.15 ✓		
25/07/2022	VanEck MSCI Intl Small Companies Qual ETF	115.00	QSML									
<b>Total Tax Components</b>		<b>115.00</b> ✓			16.19 ✓		98.81 ✓			14.27 ✓		
<b>TOTAL INCOME</b>		<b>6,787.40</b>	<b>41.46</b>	<b>518.65</b>	<b>(438.39)</b>		<b>1,411.88</b>	<b>5,253.80</b>	<b>19.18</b>	<b>171.61</b>		

For the Stapled Security, Foreign Income, Distributed Capital Gains, Foreign Tax Credits and Other categories additional information is provided below.

## Trust / Stapled Security Income: Portfolio Accruals

Trust and Stapled Security distributions declared as assessable income for 30 June period but payable in next financial year

TRADE DATE	SECURITY NAME	DESCRIPTION	PAYMENT DATE	VALUE \$
30/06/2022	BetaShares Cloud Computing ETF	Dist at \$0.422492/unit	18/07/2022	633.74
30/06/2022	BetaShares FTSE 100 ETF	Dist at \$0.165443/unit	18/07/2022	330.89
30/06/2022	BetaShares Global Cybersecurity ETF	Dist at \$0.680750/unit	18/07/2022	850.94
30/06/2022	Betashares Global Robotics And A.I. ETF	Dist at \$0.080193/unit	18/07/2022	64.15
30/06/2022	ETFS Fang+ ETF	Dist at \$0.686374/unit	15/07/2022	411.82
30/06/2022	Healthco Healthcare & Wellness REIT FPU	Dist at \$0.022500/unit	22/08/2022	112.50

Thursday, 6 October 2022 CONFIDENTIAL PAGE 6

This document has been prepared by Morgans Financial Limited in accordance with its Australian Financial Services Licence (AFSL no. 235410). The views expressed herein are solely the views of Morgans Financial Limited.

Account Number: 484062 Portfolio Name: Carlson Super Fund A/C





### Trust / Stapled Security Income: Portfolio Accruals

Trust and Stapled Security distributions declared as assessable income for 30 June period but payable in next financial year					
TRADE DATE	SECURITY NAME	DESCRIPTION	PAYMENT DATE	VALUE \$	
30/06/2022	iShares S&P Global Healthcare ETF CDI	Dist at \$0.843213/unit	13/07/2022	168.64	
30/06/2022	Magellan Global Fund FPU Closed Class	Dist at \$0.036600/unit	21/07/2022	696.61	
30/06/2022	SPDR S&P/ASX 200 Listed Property Fund ETF	Dist at \$0.526902/unit	29/08/2022	1,185.53	
30/06/2022	VanEck MSCI Intl Small Companies Qual ETF	Dist at \$0.230000/unit	25/07/2022	115.00	
				<b>\$4,569.82</b>	✓

### #Trust / Stapled Security Income: Additional Information - Cost Base Adjustments

Fund Name	Tax Deferred Income \$	AMIT Decrease Amount \$	AMIT Increase Amount \$ (Shortfall)	Total Cost Base Adjustment	Cost Base Movement Increase or (Decrease) \$
BetaShares Global Cybersecurity ETF			850.93 ✓	850.93	850.93
ETFS Fang+ ETF		22.98 ✓		22.98	(22.98)
Healthco Healthcare & Wellness REIT FPU		188.62 ✓		188.62	(188.62)
Magellan Global Fund FPU Closed Class			121.60 ✓	121.60	121.60
SPDR S&P/ASX 200 Listed Property Fund ETF		306.35 ✓		306.35	(306.35)
VanEck MSCI Intl Small Companies Qual ETF		16.19 ✓		16.19	(16.19)
<b>Total Cost Base Adjustments Income</b>		<b>534.14</b>	<b>972.53</b>	<b>1,506.67</b>	<b>438.39</b>

### #Trust / Stapled Security Income: Additional Information - Foreign Income

Fund Name	Total Foreign Income \$	Modified Passive Income \$	Other Assessable Foreign Income \$	Interest Income \$	FIF Income \$	CFC Income \$
SPDR S&P/ASX 200 Listed Property Fund ETF	20.92		20.92			
iShares S&P Global Healthcare ETF CDI	247.95		247.95			
BetaShares Global Cybersecurity ETF	40.21		40.21			
Betashares Global Robotics And A.I. ETF	4.00		4.00			
BetaShares FTSE 100 ETF	833.53		833.53			
Magellan Global Fund FPU Closed Class	166.46		166.46			
VanEck MSCI Intl Small Companies Qual ETF	98.81		98.81			



## #Trust / Stapled Security Income: Additional Information - Foreign Income

Fund Name	Total Foreign Income \$	Modified Passive Income \$	Other Assessable Foreign Income \$	Interest Income \$	FIF Income \$	CFC Income \$
Total Foreign Income	1,411.88		1,411.88			

A

## Trust / Stapled Security Income: Additional Information - Distributed Capital Gains

Fund Name	Distributed Capital Gains \$	Discount Method TARP \$	Discount Method NTARP \$	Indexed & Other Gains TARP \$	Indexed & Other Gains NTARP \$	CGT Concession Amount \$	CGT Gross Up- AMIT \$
BetaShares Cloud Computing ETF	633.74		274.35 ✓		85.04 ✓	274.35 ✓	
BetaShares Global Cybersecurity ETF	1,661.66		617.51 ✓		426.64 ✓	617.51 ✓	
Betashares Global Robotics And A.I. ETF	60.14		30.07 ✓			30.07 ✓	
ETFS Fang+ ETF	388.84		113.56 ✓		161.72 ✓	113.56 ✓	
Healthco Healthcare & Wellness REIT FPU	186.38	93.19 ✓				93.19 ✓	
iShares S&P Global Healthcare ETF CDI	33.66		16.83 ✓			16.83 ✓	
Magellan Global Fund FPU Closed Class	1,348.36		674.18 ✓			674.18 ✓	
SPDR S&P/ASX 200 Listed Property Fund ETF	941.02	107.76 ✓	362.75 ✓			470.51 ✓	
<b>Total Distributed Capital Gains</b>	<b>5,253.80</b>	<b>200.95</b>	<b>2,089.25</b>		<b>673.40</b>	<b>2,290.20</b>	

TARP - Taxable Australian Real Property

NTARP - Non-taxable Australian Real Property

## +Trust / Stapled Security Income: Additional Information - Foreign Tax Credits

Fund Name	Total Foreign Tax Credits \$	Tax Credits NTARP discounted \$	Tax Credits NTARP indexed, other \$	Tax Credits Other \$	AUS Franking from a NZ Company \$
BetaShares FTSE 100 ETF	5.24			5.24	
BetaShares Global Cybersecurity ETF	18.98			18.98	
Betashares Global Robotics And A.I. ETF	8.36			8.36	
Hyperion Global Growth Companies Fund	8.14			8.14	
iShares S&P Global Healthcare ETF CDI	43.78			43.78	
Magellan Global Fund FPU Closed Class	72.69			72.69	

Thursday, 6 October 2022 CONFIDENTIAL PAGE 8

This document has been prepared by Morgans Financial Limited in accordance with its Australian Financial Services Licence (AFSL no. 235410). The views expressed herein are solely the views of Morgans Financial Limited.

Account Number: 484062 Portfolio Name: Carlson Super Fund A/C



**+Trust / Stapled Security Income: Additional Information - Foreign Tax Credits**

Fund Name	Total Foreign Tax Credits \$	Tax Credits NTARP discounted \$	Tax Credits NTARP indexed, other \$	Tax Credits Other \$	AUS Franking from a NZ Company \$
SPDR S&P/ASX 200 Listed Property Fund ETF	0.15			0.15	
VanEck MSCI Intl Small Companies Qual ETF	14.27			14.27	
<b>Total Foreign Tax Credits</b>	<b>171.61</b>			<b>171.61</b>	

Reconciles with  
SF360 Bank Feeds

**Statement Account**  
633000 / 135222586

**\$54,506.90**  
Available balance

**\$54,506.90**  
Current balance

## Activity

		Debit	Credit	Running balance
June 1, 2022	Interest		\$0.00	\$54,506.90 ✓
May 1, 2022	Interest		\$0.00	\$54,506.90
April 1, 2022	Transaction Fees Charged Transaction Fees Charged 03/22	\$0.40		\$54,506.90
	Interest		\$0.00	\$54,507.30
March 3, 2022	BDO BDO Inv 51495	\$3,465.00		\$54,507.30
March 1, 2022	Transaction Fees Charged Transaction Fees Charged 02/22	\$0.40		\$57,972.30
	Interest		\$0.00	\$57,972.70
February 14, 2022	Super Audits Carlson Super Fund	\$275.00		\$57,972.70
February 1, 2022	Interest		\$0.00	\$58,247.70
January 28, 2022	Direct Credit ATO 0109710452 / Ato009000015912360		\$3,778.07	\$58,247.70
January 1, 2022	Interest		\$0.00	\$54,469.63
December 1, 2021	Interest		\$0.00	\$54,469.63
November 1, 2021	Interest		\$0.00	\$54,469.63
October 1, 2021	Interest		\$0.00	\$54,469.63
September 1, 2021	Interest		\$0.00	\$54,469.63
August 1, 2021	Transaction Fees Charged Transaction Fees Charged 07/21	\$0.40		\$54,469.63
	Interest		\$0.00	\$54,470.03
July 13, 2021	BDO BDO Inv 50099	\$220.00		\$54,470.03
July 1, 2021	Transaction Fees Charged Transaction Fees Charged 06/21	\$0.40		\$54,690.03



	Interest	\$0.00	\$54,690.43
June 23, 2021	Carlson Super ASIC (AUSTRALIAN SECURITIES & INVESTMENTS COMMISSION) ASIC Carlson Super	\$273.00	\$54,690.43
June 1, 2021	Interest	\$0.00	\$54,963.43
May 1, 2021	Interest	\$0.00	\$54,963.43
April 29, 2021	Direct Credit ATO 0048559848 / Ato007000014337921	\$3,349.30	\$54,963.43
April 1, 2021	Interest	\$0.00	\$51,614.13
March 1, 2021	Transaction Fees Charged Transaction Fees Charged 02/21	\$0.80	\$51,614.13

More activity items may exist

009908



C & D EARTHMOVING (NT) PTY LTD  
PO BOX 4119  
TINANA QLD 4650

We've got your  
back because  
you've got ours



## Your details at a glance

**BSB number** 633-000  
**Account number** 135222586  
Customer number 22351126/1201  
Account title C & D EARTHMOVING (NT) PTY LTD  
ATF CARLSON SUPERANNUATION FUND

## Account summary

Statement period 1 Jul 2021 - 31 Jul 2021  
Statement number 149  
Opening balance on 1 Jul 2021 \$54,690.43  
Deposits & credits \$0.00  
Withdrawals & debits \$220.40  
**Closing Balance on 31 Jul 2021 \$54,470.03**

## Any questions?

Contact Nick Howe at 67 Smith Street, Darwin 0800  
on **0431 994 960**, or call **1300 BENDIGO** (1300 236 344).

## Bendigo Business Cash Management

Date	Transaction	Withdrawals	Deposits	Balance
	<b>Opening balance</b>			<b>\$54,690.43</b>
1 Jul 21	INTEREST		0.00	54,690.43
1 Jul 21	<b>Monthly Transaction Summary</b>			
	BILL PAYMENT WITHDRAWALS (1 @ 0.40)	0.40		
	<b>Total Transaction Fees</b>	<b>0.40</b>		
	<b>Net Transaction Fees for June 21</b>	<b>0.40</b>		54,690.03
13 Jul 21	OSKO PAYMENT BDO BDO Inv 50099	220.00		54,470.03
	<b>Transaction totals / Closing balance</b>	<b>\$220.40</b>	<b>\$0.00</b>	<b>\$54,470.03</b>



We suggest you carefully check all entries on your statement. Apparent errors or possible unauthorised transactions should be promptly reported to us.

The security of your Personal Identification Number (PIN) is very important. To avoid being liable for unauthorised transactions, you should follow the terms and conditions of your account. We also recommend some simple steps to protect your PIN:

- Memorise your PINs and passwords and destroy any communications advising you of new ones. Don't keep a record of your PINs or passwords, in written or electronic form.
- If you choose your own, ensure that it is not something easy to guess like your (or a family member's) birth date, name, phone number, postcode, driver's licence number or numbers that form a pattern.
- Don't tell anyone your PIN, not even friends, family or a bank representative.
- Ensure nobody watches you enter your PIN or password. A good practice is to cover the keypad when you put in your PIN or password.
- Watch out for email, SMS or call scams asking for details relating to your account. If you receive suspicious emails, please contact us immediately.

Please note: These are guidelines only. While following these steps will help you to protect your PIN, your liability for any losses arising from unauthorised transactions is determined in accordance with the ePayments Code. For further details, see

<https://asic.gov.au/regulatory-resources/financial-services/epayments-code/> or visit [bendigobank.com.au/mycard](https://bendigobank.com.au/mycard) for all card related information. Business customers visit [mybusinesscard](https://bendigobank.com.au/mybusinesscard).

All card transactions made in currencies other than Australian dollars will incur a fee of 3% of the transaction value. (Additional charges may apply for cash transactions.)

### Card Security

For information on how to securely use your card and account please visit [bendigobank.com.au/mycard](https://bendigobank.com.au/mycard) for all card related information. Business customers visit [mybusinesscard](https://bendigobank.com.au/mybusinesscard).

### Update to daily card limits

Effective 31 July 2021, clause 4.9 in the Bendigo Personal Accounts and Facilities Terms and Conditions will be updated.

#### Current clause

4.9 We can at our discretion impose a limit on the amount you can withdraw in cash from your account at a branch, from an ATM or via an EFTPOS terminal. Our current default for maximum daily withdrawal limit for transactions conducted using a PIN in conjunction with a card is \$1000 (for CHQ/SAV purchases). This amount may be varied for customers upon application and approval. We may vary the default amount of this limit or any other limit we impose from time to time. We may also limit the way in which money is dispensed. For example, if you want to withdraw \$400 (and that amount is not in excess of the maximum daily withdrawal limit), the ATM may not pay out on that amount in one transaction. You may receive \$300 and then make another withdrawal of \$100 as a separate transaction.

#### Updated clause

4.9 We can at our discretion impose a limit on the amount you can withdraw in cash from your account at a branch, from an ATM or via an EFTPOS terminal.

**Cash out limit** - Our current maximum daily cash out default limit for transactions conducted at an ATM or EFTPOS terminal and using a PIN is \$1000. This amount may be varied for customers upon application and approval.

**Purchase limit** - Our current maximum daily purchase limit for transactions conducted at an EFTPOS terminal and using a PIN is the available balance of your account.

We may vary the default amount of these limits or any other limit we impose from time to time. We may also limit the way in which money is dispensed. For example, if you want to withdraw \$400 (and that amount is not in excess of the maximum daily withdrawal limit), the ATM may not pay out on that amount in one transaction. You may receive \$300 and then make another withdrawal of \$100 as a separate transaction.

**NB: Business customers please refer to updated Clause 4.10 in the Bendigo Business Accounts and Facilities Terms & Conditions**

Making great things happen  
in your community.



009908



C & D EARTHMOVING (NT) PTY LTD  
PO BOX 4119  
TINANA QLD 4650

We've got your  
back because  
you've got ours



## Your details at a glance

**BSB number** 633-000  
**Account number** 135222586  
**Customer number** 22351126/1201  
**Account title** C & D EARTHMOVING (NT) PTY LTD  
ATF CARLSON SUPERANNUATION FUND

## Account summary

**Statement period** 1 Aug 2021 - 31 Aug 2021  
**Statement number** 150  
**Opening balance on 1 Aug 2021** \$54,470.03  
**Deposits & credits** \$0.00  
**Withdrawals & debits** \$0.40  
**Closing Balance on 31 Aug 2021** **\$54,469.63**

## Any questions?

Contact Nick Howe at 67 Smith Street, Darwin 0800  
on **0431 994 960**, or call **1300 BENDIGO** (1300 236 344).

## Bendigo Business Cash Management

Date	Transaction	Withdrawals	Deposits	Balance
	<b>Opening balance</b>			<b>\$54,470.03</b>
1 Aug 21	INTEREST		0.00	54,470.03
1 Aug 21	<b>Monthly Transaction Summary</b>			
	PAY ANYONE TRANSFERS (1 @ 0.40)	0.40		
	<b>Total Transaction Fees</b>	<b>0.40</b>		
	<b>Net Transaction Fees for July 21</b>	<b>0.40</b>		54,469.63
<b>Transaction totals / Closing balance</b>		<b>\$0.40</b>	<b>\$0.00</b>	<b>\$54,469.63</b>



We suggest you carefully check all entries on your statement. Apparent errors or possible unauthorised transactions should be promptly reported to us.

The security of your Personal Identification Number (PIN) is very important. To avoid being liable for unauthorised transactions, you should follow the terms and conditions of your account. We also recommend some simple steps to protect your PIN:

- Memorise your PINs and passwords and destroy any communications advising you of new ones. Don't keep a record of your PINs or passwords, in written or electronic form.
- If you choose your own, ensure that it is not something easy to guess like your (or a family member's) birth date, name, phone number, postcode, driver's licence number or numbers that form a pattern.
- Don't tell anyone your PIN, not even friends, family or a bank representative.
- Ensure nobody watches you enter your PIN or password. A good practice is to cover the keypad when you put in your PIN or password.
- Watch out for email, SMS or call scams asking for details relating to your account. If you receive suspicious emails, please contact us immediately.

Please note: These are guidelines only. While following these steps will help you to protect your PIN, your liability for any losses arising from unauthorised transactions is determined in accordance with the ePayments Code. For further details, see

<https://asic.gov.au/regulatory-resources/financial-services/epayments-code/> or visit [bendigobank.com.au/mycard](https://bendigobank.com.au/mycard) for all card related information. Business customers visit [mybusinesscard](https://bendigobank.com.au/mybusinesscard).

All card transactions made in currencies other than Australian dollars will incur a fee of 3% of the transaction value. (Additional charges may apply for cash transactions.)

### Card Security

For information on how to securely use your card and account please visit [bendigobank.com.au/mycard](https://bendigobank.com.au/mycard) for all card related information. Business customers visit [mybusinesscard](https://bendigobank.com.au/mybusinesscard).

### Update to daily card limits

Effective 31 July 2021, clause 4.9 in the Bendigo Personal Accounts and Facilities Terms and Conditions will be updated.

#### Current clause

4.9 We can at our discretion impose a limit on the amount you can withdraw in cash from your account at a branch, from an ATM or via an EFTPOS terminal. Our current default for maximum daily withdrawal limit for transactions conducted using a PIN in conjunction with a card is \$1000 (for CHQ/SAV purchases). This amount may be varied for customers upon application and approval. We may vary the default amount of this limit or any other limit we impose from time to time. We may also limit the way in which money is dispensed. For example, if you want to withdraw \$400 (and that amount is not in excess of the maximum daily withdrawal limit), the ATM may not pay out on that amount in one transaction. You may receive \$300 and then make another withdrawal of \$100 as a separate transaction.

#### Updated clause

4.9 We can at our discretion impose a limit on the amount you can withdraw in cash from your account at a branch, from an ATM or via an EFTPOS terminal.


**Cash out limit** - Our current maximum daily cash out default limit for transactions conducted at an ATM or EFTPOS terminal and using a PIN is \$1000. This amount may be varied for customers upon application and approval.

**Purchase limit** - Our current maximum daily purchase limit for transactions conducted at an EFTPOS terminal and using a PIN is the available balance of your account.

We may vary the default amount of these limits or any other limit we impose from time to time. We may also limit the way in which money is dispensed. For example, if you want to withdraw \$400 (and that amount is not in excess of the maximum daily withdrawal limit), the ATM may not pay out on that amount in one transaction. You may receive \$300 and then make another withdrawal of \$100 as a separate transaction.

**NB: Business customers please refer to updated Clause 4.10 in the Bendigo Business Accounts and Facilities Terms & Conditions**

Making great things happen  
in your community.





009908  
C & D EARTHMOVING (NT) PTY LTD  
PO BOX 4119  
TINANA QLD 4650

We've got your  
back because  
you've got ours



### Your details at a glance

**BSB number** 633-000  
**Account number** 135222586  
Customer number 22351126/1201  
Account title C & D EARTHMOVING (NT) PTY LTD  
ATF CARLSON SUPERANNUATION FUND

### Account summary

Statement period 1 Sep 2021 - 31 Jan 2022  
Statement number 151  
Opening balance on 1 Sep 2021 \$54,469.63  
Deposits & credits \$3,778.07  
Withdrawals & debits \$0.00  
**Closing Balance on 31 Jan 2022 \$58,247.70**

### Any questions?

Contact Nick Howe at 67 Smith Street, Darwin 0800  
on **0431 994 960**, or call **1300 BENDIGO** (1300 236 344).

### Bendigo Business Cash Management

Date	Transaction	Withdrawals	Deposits	Balance
<b>Opening balance</b>				<b>\$54,469.63</b>
1 Sep 21	INTEREST		0.00	54,469.63
1 Oct 21	INTEREST		0.00	54,469.63
1 Nov 21	INTEREST		0.00	54,469.63
1 Dec 21	INTEREST		0.00	54,469.63
1 Jan 22	INTEREST		0.00	54,469.63
28 Jan 22	DIRECT CREDIT ATO009000015912360 ATO 0109710452		3,778.07	58,247.70
<b>Transaction totals / Closing balance</b>		<b>\$0.00</b>	<b>\$3,778.07</b>	<b>\$58,247.70</b>



We suggest you carefully check all entries on your statement. Apparent errors or possible unauthorised transactions should be promptly reported to us.

The security of your Personal Identification Number (PIN) is very important. To avoid being liable for unauthorised transactions, you should follow the terms and conditions of your account. We also recommend some simple steps to protect your PIN:

- Memorise your PINs and passwords and destroy any communications advising you of new ones. Don't keep a record of your PINs or passwords, in written or electronic form.
- If you choose your own, ensure that it is not something easy to guess like your (or a family member's) birth date, name, phone number, postcode, driver's licence number or numbers that form a pattern.
- Don't tell anyone your PIN, not even friends, family or a bank representative.
- Ensure nobody watches you enter your PIN or password. A good practice is to cover the keypad when you put in your PIN or password.
- Watch out for email, SMS or call scams asking for details relating to your account. If you receive suspicious emails, please contact us immediately.

Please note: These are guidelines only. While following these steps will help you to protect your PIN, your liability for any losses arising from unauthorised transactions is determined in accordance with the ePayments Code. For further details, see <https://asic.gov.au/regulatory-resources/financial-services/epayments-code/> or visit [bendigobank.com.au/mycard](https://bendigobank.com.au/mycard) for all card related information. Business customers visit [/mybusinesscard](https://bendigobank.com.au/mybusinesscard).

All card transactions made in currencies other than Australian dollars will incur a fee of 3% of the transaction value. (Additional charges may apply for cash transactions.)

### Card Security

For information on how to securely use your card and account please visit [bendigobank.com.au/mycard](https://bendigobank.com.au/mycard) for all card related information. Business customers visit [/mybusinesscard](https://bendigobank.com.au/mybusinesscard).

### Resolving Complaints

If you have a complaint, please contact us on 1300 361 911 to speak to a member of our staff. If the matter has not been resolved to your satisfaction, you can lodge a complaint with the Australian Financial Complaints Authority (AFCA). AFCA provides fair and independent financial services complaint resolution that is free to consumers. You can contact AFCA at:

Website: [www.afca.org.au](https://www.afca.org.au)

Telephone: 1800 931 678 (free call)

Email: [info@afca.org.au](mailto:info@afca.org.au)

In writing to: Australian Financial Complaints Authority, GPO Box 3, Melbourne VIC 3001

### We're saying goodbye to Protect+Pay

From 1st February 2022, the Protect+Pay app will be removed and no longer available. To access and update existing card controls and features, you will need to login or register for e-banking by visiting a Bendigo Bank branch or calling 1300 236 344.

### Additional Cardholder:

Additional cardholders will require the account owner to provide permission for restricted e-banking access to be set up.

Making great things happen  
in your community.





009908  
C & D EARTHMOVING (NT) PTY LTD  
PO BOX 4119  
TINANA QLD 4650

We've got your  
back because  
you've got ours



## Your details at a glance

**BSB number** 633-000  
**Account number** 13522586  
Customer number 22351126/1201  
Account title C & D EARTHMOVING (NT) PTY LTD  
ATF CARLSON SUPERANNUATION FUND

## Account summary

Statement period 1 Feb 2022 - 28 Feb 2022  
Statement number 152  
Opening balance on 1 Feb 2022 \$58,247.70  
Deposits & credits \$0.00  
Withdrawals & debits \$275.00  
**Closing Balance on 28 Feb 2022 \$57,972.70**

## Any questions?

Contact Nick Howe at 67 Smith Street, Darwin 0800  
on **0431 994 960**, or call **1300 BENDIGO** (1300 236 344).

## Bendigo Business Cash Management

Date	Transaction	Withdrawals	Deposits	Balance
<b>Opening balance</b>				<b>\$58,247.70</b>
1 Feb 22	INTEREST		0.00	58,247.70
14 Feb 22	OSKO PAYMENT Super Audits Carlson Super Fund	275.00		57,972.70
<b>Transaction totals / Closing balance</b>		<b>\$275.00</b>	<b>\$0.00</b>	<b>\$57,972.70</b>

We suggest you carefully check all entries on your statement. Apparent errors or possible unauthorised transactions should be promptly reported to us.

The security of your Personal Identification Number (PIN) is very important. To avoid being liable for unauthorised transactions, you should follow the terms and conditions of your account. We also recommend some simple steps to protect your PIN:

- Memorise your PINs and passwords and destroy any communications advising you of new ones. Don't keep a record of your PINs or passwords, in written or electronic form.
- If you choose your own, ensure that it is not something easy to guess like your (or a family member's) birth date, name, phone number, postcode, driver's licence number or numbers that form a pattern.
- Don't tell anyone your PIN, not even friends, family or a bank representative.
- Ensure nobody watches you enter your PIN or password. A good practice is to cover the keypad when you put in your PIN or password.
- Watch out for email, SMS or call scams asking for details relating to your account. If you receive suspicious emails, please contact us immediately.

Please note: These are guidelines only. While following these steps will help you to protect your PIN, your liability for any losses arising from unauthorised transactions is determined in accordance with the ePayments Code. For further details, see <https://asic.gov.au/regulatory-resources/financial-services/epayments-code/> or visit [bendigobank.com.au/mycard](https://bendigobank.com.au/mycard) for all card related information. Business customers visit [mybusinesscard](https://bendigobank.com.au/mybusinesscard).



All card transactions made in currencies other than Australian dollars will incur a fee of 3% of the transaction value. (Additional charges may apply for cash transactions.)

#### **Card Security**

For information on how to securely use your card and account please visit [bendigobank.com.au/mycard](https://bendigobank.com.au/mycard) for all card related information. Business customers visit [/mybusinesscard](https://bendigobank.com.au/mybusinesscard).

#### **Resolving Complaints**

If you have a complaint, please contact us on 1300 361 911 to speak to a member of our staff. If the matter has not been resolved to your satisfaction, you can lodge a complaint with the Australian Financial Complaints Authority (AFCA). AFCA provides fair and independent financial services complaint resolution that is free to consumers. You can contact AFCA at:

Website: [www.afca.org.au](https://www.afca.org.au)

Telephone: 1800 931 678 (free call)

Email: [info@afca.org.au](mailto:info@afca.org.au)

In writing to: Australian Financial Complaints Authority, GPO Box 3, Melbourne VIC 3001

**Making great things happen  
in your community.**





Tel: +61 8 8981 7066  
Fax: +61 8 8981 7493  
www.bdo.com.au

72 Cavenagh St  
Darwin NT 0800  
GPO Box 4640 Darwin NT 0801  
AUSTRALIA

## Tax invoice

C & D Earthmoving (NT) P/L ATF Carlson Superannuation Fund ✓ PO Box 4119 Tinana QLD 4650  Via Email: carlsonholdings@hotmail.com	Invoice	51495
	Date	25 February 2022
	Amount	\$3,465.00

### OUR FEE SUMMARY

OUR FEE	\$3,150.00
GST	315.00
TOTAL	<u>\$3,465.00</u> ✓

### PAYMENT TERMS: 14 DAYS FROM DATE OF INVOICE

Please return the section below with your payment and keep the main section for your records. Alternatively if paying via Direct Debit please remember to quote your Client Code and send remittance slip to [accounts.darwin@bdo.com.au](mailto:accounts.darwin@bdo.com.au)

Client Name C & D Earthmoving (NT) P/L ATF

Client Code CDE15 Invoice 51495

Cheque/money order for enclosed.

A/C Name	BDO (NT)
Bank	NAB
Branch	Darwin
BSB	085-949
A/C No.	739079271



**OUR FEE FOR PROFESSIONAL SERVICES RENDERED**

Preparation of accounts and statements for the year ended 30 June 2021 including:

Maintaining member and trustee records and associated accounting.

Processing of applications, contributions, benefits and distributions.

Production and distribution of reports, statements and forms to members and trustees.

Compliance with superannuation industry regulatory requirements.

Sundry associated discussions and meetings regarding the above.

OUR FEE \$2,950.00

Preparation and lodgement of the income tax return for the year ended 30 June 2021.

OUR FEE \$ 200.00

OUR TOTAL FEE	\$3,150.00
GST	315.00
TOTAL	<hr/> \$3,465.00



Tel: +61 8 8981 7066  
Fax: +61 8 8981 7493  
www.bdo.com.au

72 Cavenagh St  
Darwin NT 0800  
GPO Box 4640 Darwin NT 0801  
AUSTRALIA

## Tax invoice

C & D Earthmoving (NT) Pty Ltd PO Box 4119 Tinana QLD 4650  Email to: carlsonholdings@hotmail.com	Invoice	45561
	Date	30 June 2019
	Amount	\$ 440.00

### OUR FEE SUMMARY

OUR FEE	\$ 400.00
GST	40.00
TOTAL	\$ 440.00

### PAYMENT TERMS: 14 DAYS FROM DATE OF INVOICE

Please return the section below with your payment and keep the main section for your records. Alternatively if paying via Direct Debit please remember to quote your Client Code and send remittance slip to [accounts.darwin@bdo.com.au](mailto:accounts.darwin@bdo.com.au)

Client Name C & D Earthmoving (NT) Pty Ltd

Client Code CDE10 Invoice 45561

Cheque/money order for enclosed.

A/C Name	BDO (NT)
Bank	NAB
Branch	Darwin
BSB	085-949
A/C No.	739079271





Tel: +61 8 8981 7066  
Fax: +61 8 8981 7493  
www.bdo.com.au

72 Cavenagh St  
Darwin NT 0800  
GPO Box 4640 Darwin NT 0801  
AUSTRALIA

## Tax invoice

C & D Earthmoving (NT) Pty Ltd PO Box 4119 Tinana QLD 4650  Via Email: carlsonholdings@hotmail.com	Invoice	47971
	Date	30 June 2020
	Amount	\$ 220.00

### OUR FEE FOR PROFESSIONAL SERVICES RENDERED

Work performed for the period 1 July 2019 to 30 June 2020:-

Attending to the comparison of company records with ASIC.  
Preparation of the company's annual company statement and  
solvency related Directors minutes. Sundry correspondence in  
relation thereto.

Computer processing of source records, as necessary.

Sundry associated discussions, meetings and advice, as  
required.

OUR FEE	\$ 200.00
GST	20.00
TOTAL	\$ 220.00

### PAYMENT TERMS: 14 DAYS FROM DATE OF INVOICE

Please return the section below with your payment and keep the main section for your records. Alternatively if paying via Direct Debit please remember to quote your Client Code and send remittance slip to [accounts.darwin@bdo.com.au](mailto:accounts.darwin@bdo.com.au)

Client Name C & D Earthmoving (NT) Pty Ltd

Client Code CDE10 Invoice 47971

Cheque/money order for enclosed.

A/C Name	BDO (NT)
Bank	NAB
Branch	Darwin
BSB	085-949
A/C No.	739079271

13.7.21



Tel: +61 8 8981 7066  
Fax: +61 8 8981 7493  
www.bdo.com.au

72 Cavenagh St  
Darwin NT 0800  
GPO Box 4640 Darwin NT 0801  
AUSTRALIA

## Tax invoice

C & D Earthmoving (NT) Pty Ltd PO Box 4119 Tinana QLD 4650  Via Email: carlsonholdings@hotmail.com	Invoice	50099
	Date	30 June 2021
	Amount	\$ 220.00

### OUR FEE FOR PROFESSIONAL SERVICES RENDERED

Work performed for the period 1 July 2020 to 30 June 2021:-

Attending to the comparison of company records with ASIC.  
Preparation of the company's annual company statement and  
solvency related Directors minutes. Sundry correspondence in  
relation thereto.

Computer processing of source records, as necessary.

Sundry associated discussions, meetings and advice, as  
required.

OUR FEE	\$ 200.00
GST	20.00
TOTAL	<u>\$ 220.00</u>

### PAYMENT TERMS: 14 DAYS FROM DATE OF INVOICE

Please return the section below with your payment and keep the main section for your records. Alternatively if paying via Direct Debit please remember to quote your Client Code and send remittance slip to [accounts.darwin@bdo.com.au](mailto:accounts.darwin@bdo.com.au)

Client Name C & D Earthmoving (NT) Pty Ltd

Client Code CDE10 Invoice 50099

Cheque/money order for enclosed.

A/C Name	BDO (NT)
Bank	NAB
Branch	Darwin
BSB	085-949
A/C No.	739079271



**EXPENSE SUMMARY**

Description		Amount \$ (incl GST)	GST \$
<b>Wealth+ Management Fee</b>			
	Annual Wealth+ Management Fees	5,676.01	516.00
<b>Total Wealth+ Management Fee:</b>		<b>5,676.01</b>	<b>516.00</b>



The Trustees  
Carlson Superannuation Fund  
C/- GPO Box 4640,  
DARWIN NT 0801

A.W. Boys  
Box 3376  
Rundle Mall 5000  
24 January 2022

Dear Trustees,

I have completed the audit of the Carlson Superannuation Fund for the financial year ending 30 June 2021. The Trustees have complied in all material respects with the *Superannuation Industry (Supervision) Act 1993* and Regulations. ***The trustees are requested to minute all nonstandard significant events and transactions in the AGM minutes of the Fund.***

The Trustees are required to maintain the financial records of the Fund for a minimum of five years and the minutes of meetings are to be retained for ten years.

It is recommended that the trustees review their Investment Strategy annually to ensure the strategy meets the objectives of the members having regard to risk, return, liquidity and diversification of investments. Further, the trustees should determine whether the Fund should hold a contract of insurance that provides insurance cover for one or more members of the Fund.

Thank you for your professionalism and full cooperation throughout the audit process.

Should you have any queries regarding any of the above please contact me on 0410 712708.

Yours sincerely



SMSF Auditor's signature

Tony Boys  
SMSF Auditor Number (SAN) 100014140  
Registered Company Auditor 67793





TAX INVOICE

**Supplier:** Super Audits

**Auditor:** A.W. Boys  
SMSF Auditor Number (SAN) 100014140  
Registered Company Auditor (67793)

**Address:** Box 3376  
Rundle Mall 5000

**ABN:** 20 461 503 652

**Services:** Auditing

**Date:** 24 January 2022

**Recipient:** Carlson Super Fund ✓

**Address:** C/- GPO Box 4640 DARWIN NT 0801

Description of Services

Statutory audit of the Carlson Super Fund for the financial year ending 30 June 2021.

**Fee:** \$250.00

**GST:** \$25.00

**Total:** \$275.00 ✓

Payment can be made with a cheque payable to Super Audits postal address being Box 3376 Rundle Mall 5000 or alternatively an EFT can be made BSB 015-056 Account No. 387392386.



# ASIC

Australian Securities and Investments Commission  
ABN 86 768 265 615

Inquiries  
[www.asic.gov.au/invoices](http://www.asic.gov.au/invoices)  
1300 300 630

**C & D EARTHMOVING (NT) PTY LTD** ✓  
**ACN/ARBN 093 154 833**  
**C/- BDO (NT)**  
**72 Cavenagh Street, Darwin, NT 0800**

## Invoice Statement

Issue Date: 01/06/2022  
Account Number: 22 093154833

### Summary

Balance Outstanding	\$0.00
New Charges	\$276.00
<b>TOTAL DUE</b>	<b>\$276.00</b>

### Please Pay

Immediately	\$0.00
By 01/08/2022	\$276.00

**If you have already paid please ignore this invoice statement**

- Amounts not subject to GST (Treasurer's Determination – Exempt taxes fees and charges).
- Payment of your Annual Review Fee will maintain your registration as an Australian Company
- Late Fees will apply if you do NOT:
  - tell us about a change during the period that the Law allows
  - bring your company or scheme details up to date within 28 days of the date of issue of the annual company statement, or
  - pay your annual review within 2 months of the annual review date
- Information on late fee amounts can be found on the ASIC website

Date	Reference	Description	Amount
01/06/2022	4X0078228480B PA	2022 Annual Review	276.00

## Payment Slip

**C & D EARTHMOVING (NT) PTY LTD**

**ACN/ARBN 093 154 833**  
Account Number: 22 093154833

### Payment Options

Immediately	\$0.00
By 01/08/2022	\$276.00
Total Due	\$276.00



\*814 129 0002290931548338 22



22 093154833



Billpay Code: 8929  
Ref: 2290 9315 4833 822



Biller Code: 17301  
Reference: 2290931548338



In person at any Post Office, pay by cash, Cheque, EFTPOS, Mastercard or VISA



By phone 13 18 16 pay by Mastercard or VISA



Online [postbillpay.com.au](http://postbillpay.com.au) by Mastercard or VISA



Mail this payment slip and your cheque to  
ASIC, Locked Bag 5000, Gippsland Mail Centre VIC 3841.

Telephone & Internet Banking – BPAY  
Contact your bank, credit union or building society to make payment





**Agent** M CARDELLINI & P MAHER TRUST  
          & C J SCI  
**Client** CARLSON SUPERANNUATION  
          FUND  
**ABN** 57 897 589 183  
**TFN** 847 334 823

# Income tax 551

Date generated	11/07/2022
Overdue	\$0.00
Not yet due	\$0.00
Balance	\$0.00

## Transactions

2 results found - from 01 July 2021 to 11 July 2022 sorted by processed date ordered newest to oldest

Processed date	Effective date	Description	Debit (DR)	Credit (CR)	Balance
25 Jan 2022	31 Jan 2022	EFT refund for Income Tax for the period from 01 Jul 20 to 30 Jun 21	\$3,778.07		\$0.00
25 Jan 2022	25 Jan 2022	Tax return Self Man Superfund - Income Tax for the period from 01 Jul 20 to 30 Jun 21		\$3,778.07	\$3,778.07 CR

**C & D EARTHMOVING (NT) PTY LTD** ✓Company Number: **093 154 833**

COMPANY REPORT AT 30/06/2022 ✓

**Company Details**

<b>Company Number</b>	093 154 833	<b>Jurisdiction</b>	Australia
<b>Incorp Date</b>	01/06/2000	<b>State</b>	NT
<b>Company Type</b>	Small Proprietary	<b>Company Class</b>	Limited by Shares
<b>Home Unit</b>	No	<b>Non Profit</b>	No
<b>Super Trustee</b>	No	<b>Reference</b>	CDE10
<b>Annual Review Date</b>	01/06/2023	<b>Partner(s)</b>	---
<b>Current Year AGM</b>	---	<b>Manager(s)</b>	---
<b>Previous Year AGM</b>	---		

**Company Addresses**

<b>Registered Office</b>	<b>Effective Date</b>
72 Cavenagh Street, Darwin, NT 0800	28/06/2004
<b>Previous:</b> Suite 34, Cavenagh City Centre, 22-24 Cavenagh Street, Darwin, NT 0800	
<b>Business Address</b>	<b>Effective Date</b>
984 River Road, Ferney, QLD 4650	06/01/2017
<b>Previous:</b> 225 Whitewood Road, Howard Springs, NT 0835	
<b>Postal Address</b>	<b>Effective Date</b>
32 Georgina Crescent, Yarrowonga, NT 0830	28/05/2013
<b>Meeting Address</b>	<b>Effective Date</b>
984 River Road, Ferney, QLD 4650	01/06/2000
<b>Location of Registers</b>	<b>Effective Date</b>
C/- Bdo Business Centre, 72 Cavenagh Street, Darwin, NT 0800	01/06/2000

**Company Officers****CHRISTOPHER GORDON CARLSON** ✓984 River Road, Ferney, QLD 4650  
Born 01/10/1968 at PATEA, NEW ZEALAND**Director****Appointed: 01/06/2000****Ceased: ---****Secretary****Appointed: 01/06/2000****Ceased: ---****NATASHA KAY CARLSON** ✓984 River Road, Ferney, QLD 4650  
Born 03/12/1975 at DARWIN, Northern Territory**Director****Appointed: 19/06/2006****Ceased: ---**

**Members**

	Beneficial Owner	Number
<b><u>A - A CLASS ORDINARY SHARES</u></b>		
<b>CHRISTOPHER GORDON CARLSON</b> 984 River Road, Ferney, QLD 4650	Held under shareholder's name	1
<b><u>B - CLASS B</u></b>		
<b>CHRISTOPHER GORDON CARLSON</b> 984 River Road, Ferney, QLD 4650	Held under shareholder's name	1

**Issued Capital**

Class	Description	Number	Amount Payable	Amount Paid
A	A CLASS ORDINARY SHARES	1	\$0.00	\$1.00
B	CLASS B	1	\$0.00	\$1.00
		<b>2</b>	<b>\$2.00</b>	<b>\$2.00</b>

**Documents for C & D EARTHMOVING (NT) PTY LTD**

Document Date	Document	Status Date	Status
27/02/2004	Form - 362 APPOINTMENT OR CESSATION OF ASIC AGENT	01/03/2004	LODGED
28/05/2004	Form - 484 CHANGE TO COMPANY DETAILS	18/06/2004	LODGED
01/06/2004	Form - 480 ANNUAL COMPANY STATEMENT	08/06/2004	DOCUMENT PROCESSED
02/06/2004	Form - 484 CHANGE TO COMPANY DETAILS	23/06/2004	LODGED
02/07/2004	Form - 484 CHANGE TO COMPANY DETAILS	12/07/2004	LODGED
01/06/2005	Form - 480 ANNUAL COMPANY STATEMENT	02/06/2006	DOCUMENT PROCESSED
11/07/2005	Form - 484 CHANGE TO COMPANY DETAILS	03/08/2005	LODGED
01/06/2006	Form - 480 ANNUAL COMPANY STATEMENT	05/06/2006	DOCUMENT PROCESSED
19/06/2006	Form - 484 CHANGE TO COMPANY DETAILS	18/07/2006	LODGED
01/06/2007	Form - 480 ANNUAL COMPANY STATEMENT	21/06/2007	DOCUMENT PROCESSED
01/06/2008	Form - 480 ANNUAL COMPANY STATEMENT	25/06/2008	DOCUMENT PROCESSED
14/08/2008	Form - 484 CHANGE TO COMPANY DETAILS	11/09/2008	SENT TO CLIENT
01/06/2009	Form - 480 ANNUAL COMPANY STATEMENT	22/06/2009	DOCUMENT PROCESSED
22/06/2009	Solvency Resolution	22/06/2009	SENT TO CLIENT
01/06/2010	Form - 480 ANNUAL COMPANY STATEMENT	11/06/2010	DOCUMENT PROCESSED
01/06/2011	Form - 480 ANNUAL COMPANY STATEMENT	21/09/2011	DOCUMENT PROCESSED
25/08/2011	Form - 484 CHANGE TO COMPANY DETAILS	20/09/2011	SENT TO CLIENT
01/06/2012	Form - 480 ANNUAL COMPANY STATEMENT	04/06/2012	DOCUMENT PROCESSED
31/05/2013	Form - 484 CHANGE TO COMPANY	17/06/2013	LODGED



31/05/2013	DETAILS Form - 484 CHANGE TO COMPANY	17/06/2013	SENT TO CLIENT
31/05/2013	DETAILS Form - 484 CHANGE TO COMPANY	20/06/2013	LODGED
01/06/2013	DETAILS Form - 480 ANNUAL COMPANY	20/06/2013	DOCUMENT PROCESSED
24/07/2013	STATEMENT Form - 484 CHANGE TO COMPANY	07/08/2013	LODGED
01/06/2014	DETAILS Form - 480 ANNUAL COMPANY	02/06/2014	DOCUMENT PROCESSED
01/06/2015	STATEMENT Form - 480 ANNUAL COMPANY	10/06/2015	DOCUMENT PROCESSED
01/06/2016	STATEMENT Form - 480 ANNUAL COMPANY	03/06/2016	DOCUMENT PROCESSED
06/01/2017	STATEMENT Form - 484 CHANGE TO COMPANY	20/01/2017	LODGED
01/06/2017	DETAILS Form - 480 ANNUAL COMPANY	02/06/2017	DOCUMENT PROCESSED
01/06/2018	STATEMENT Form - 480 ANNUAL COMPANY	08/06/2018	DOCUMENT PROCESSED
01/06/2019	STATEMENT Form - 480 ANNUAL COMPANY	06/06/2019	DOCUMENT PROCESSED
02/06/2020	STATEMENT Form - 480 ANNUAL COMPANY	11/06/2020	DOCUMENT PROCESSED
02/06/2021	STATEMENT Form - 480 ANNUAL COMPANY	14/06/2021	DOCUMENT PROCESSED
02/06/2022	STATEMENT Form - 480 ANNUAL COMPANY	03/06/2022	DOCUMENT PROCESSED