

Compliance Workpapers
Proud Self Managed Super Fund
Financial Year - 2021



Fund Details

Fund Name	Proud Self Managed Super Fund
Contact no	
Financial Year	2021
Established Date	12/04/2018
ABN	63 776 685 316
TFN	502681447
Trustee Type	Corporate
Trustees	Proud Super Pty Ltd
ACN	625304690

Review Points

Reference : Expenses / Other Expenses / Adviser Fee

Subject : Adviser Fee

Addressed : Notes for Auditor

Action	Description	Owner	DateTime	Attachment
Created	Monthly recurring fee of \$275.	Joan Sayas	27/10/2023 05:02 PM	

Statement of Financial Position

Assets	Qty	2021	2020	Change (\$)	Change (%)	
Investments	0.00	322,829.24	300,629.53	22,199.71	7.38	WP-1 WP-2
Other Fixed Interest Securities	0.00	322,829.24	300,629.53	22,199.71	7.38	WP-1
Australian Factoring Company	500.00	50,260.96	49,010.96	1,250.00	2.55	WP-1
Australian Secure Capital Fund	450.00	46,301.09	43,376.09	2,925.00	6.74	WP-1
Aksesstoday	500.00	3,000.00	1,000.00	2,000.00	200.00	WP-1
CBAAU 6.86 09Nov27/32	300.00	37,535.69	0.00	37,535.69	100.00	WP-1
JEM NSW Schools II Pty Ltd	500.00	48,562.00	49,093.50	-531.50	1.08	WP-1
National Australia Bank Ltd - Hybrid 3-Bbsw+1.25%	0.00	0.00	71,418.48	-71,418.48	100.00	
NEXTDC Ltd	0.00	0.00	49,172.00	-49,172.00	100.00	
One Management Investment Funds Ltd	400.00	40,240.00	0.00	40,240.00	100.00	WP-1
Pallas Capital	500.00	50,300.00	0.00	50,300.00	100.00	WP-1
Pioneer Credit Ltd	500.00	46,629.50	37,558.50	9,071.00	24.15	WP-1
Other Assets	0.00	134,501.78	96,071.59	38,430.19	40.00	
Cash At Bank	0.00	134,501.78	96,071.59	38,430.19	40.00	
BGC Cash Account	0.00	4,854.30	339.75	4,514.55	1,328.79	WP-1
Macquarie Cash Management Account	0.00	129,647.48	95,731.84	33,915.64	35.43	WP-1
Total Assets	0.00	457,331.02	396,701.12	60,629.90	15.28	

Liabilities	Qty	2021	2020	Change (\$)	Change (%)	
Income Tax Payable	0.00	4,784.30	7,638.60	-2,854.30	37.37	WP-1 WP-2 WP-3
Income Tax Instalments Paid	0.00	-4,656.00	0.00	-4,656.00	100.00	
Income Tax Payable	0.00	3,801.95	3,836.65	-34.70	0.90	
Provision for Income Tax	0.00	5,638.35	4,051.95	1,586.40	39.15	
Withholding Credits	0.00	0.00	-250.00	250.00	100.00	
Other Fixed Interest Securities	0.00	0.00	-250.00	250.00	100.00	
Asymmetric Credit Partners Pty Ltd	0.00	0.00	-250.00	250.00	100.00	
Other Taxes Payable	0.00	1,164.00	0.00	1,164.00	100.00	
Activity Statement Payable/Refundable	0.00	1,164.00	0.00	1,164.00	100.00	WP-1 WP-2
Total Liabilities	0.00	5,948.30	7,638.60	-1,690.30	22.13	

Member Entitlements	Qty	2021	2020	Change (\$)	Change (%)	
Member Entitlement Accounts	0.00	451,382.72	389,062.52	62,320.20	16.02	WP-1 WP-2
Mr Garry Proud	0.00	208,174.14	178,204.16	29,969.98	16.82	
Accumulation	0.00	208,174.14	178,204.16	29,969.98	16.82	
Ms Tanya Proud	0.00	243,208.58	210,858.36	32,350.22	15.34	
Accumulation	0.00	243,208.58	210,858.36	32,350.22	15.34	
Total Member Entitlements	0.00	451,382.72	389,062.52	62,320.20	16.02	

Operating Statement

Income	2021	2020	Change (\$)	Change (%)	
Investment Gains	28,219.67	-54,325.24	82,544.91	151.95	
Increase in Market Value	14,005.97	-53,700.24	67,706.21	126.08	WP-1
Other Fixed Interest Securities	14,005.97	-53,700.24	67,706.21	126.08	
Asymmetric Credit Partners Pty Ltd	0.00	625.00	-625.00	100.00	
Australian Factoring Company	1,250.00	-1,489.04	2,739.04	183.95	
Australian Secure Capital Fund	2,925.00	-4,184.20	7,109.20	169.91	
Axesstoday	2,000.00	-35,483.50	37,483.50	105.64	
CBAAU 6.86 09Nov27/32	1,093.79	0.00	1,093.79	100.00	
JEM NSW Schools II Pty Ltd	1,084.16	2,134.08	-1,049.92	49.20	
National Australia Bank Ltd - Hybrid 3-Bbsw+1.25%	-4,507.18	-1,033.08	-3,474.10	336.29	
NEXTDC Ltd	828.00	-1,828.00	2,656.00	145.30	
One Management Investment Funds Ltd	-38.80	0.00	-38.80	100.00	
Pallas Capital	300.00	0.00	300.00	100.00	
Pioneer Credit Ltd	9,071.00	-12,441.50	21,512.50	172.91	
Realised Traditional Security Gains	14,213.70	-625.00	14,838.70	2,374.19	WP-1
Other Fixed Interest Securities	14,213.70	-625.00	14,838.70	2,374.19	
Asymmetric Credit Partners Pty Ltd	0.00	-625.00	625.00	100.00	
National Australia Bank Ltd - Hybrid 3-Bbsw+1.25%	13,588.70	0.00	13,588.70	100.00	
NEXTDC Ltd	625.00	0.00	625.00	100.00	

Income	2021	2020	Change (\$)	Change (%)	
Investment Income	17,797.85	19,092.61	-1,294.76	6.78	WP-1 WP-2
General Taxable Income	250.00	0.00	250.00	100.00	WP-1
Other Fixed Interest Securities	250.00	0.00	250.00	100.00	
Pioneer Credit Ltd	250.00	0.00	250.00	100.00	
Interest	17,547.85	19,092.61	-1,544.76	8.09	
Cash At Bank	105.06	246.24	-141.18	57.33	WP-1
Macquarie Cash Management Account	105.06	246.24	-141.18	57.33	
Other Fixed Interest Securities	17,442.79	18,846.37	-1,403.58	7.45	WP-1
Asymmetric Credit Partners Pty Ltd	0.00	2,500.00	-2,500.00	100.00	
Australian Factoring Company	3,660.29	4,350.75	-690.46	15.87	
Australian Secure Capital Fund	4,050.00	2,025.00	2,025.00	100.00	
Aksesstoday	0.00	14.79	-14.79	100.00	
CBAAU 6.86 09Nov27/32	61.22	0.00	61.22	100.00	
JEM NSW Schools II Pty Ltd	2,001.40	2,010.02	-8.62	0.43	
National Australia Bank Ltd - Hybrid 3-Bbsw+1.25%	805.11	1,893.61	-1,088.50	57.48	
NEXTDC Ltd	1,500.00	3,000.00	-1,500.00	50.00	
Pallas Capital	1,964.90	0.00	1,964.90	100.00	
Pioneer Credit Ltd	3,399.87	3,052.20	347.67	11.39	
Member Receipts	28,610.34	16,480.07	12,130.27	73.61	
Contributions	28,610.34	16,480.07	12,130.27	73.61	WP-1

Income	2021	2020	Change (\$)	Change (%)	
Employer	11,910.34	11,980.07	-69.73	0.58	
Mr Garry Proud	6,444.80	6,323.20	121.60	1.92	
Ms Tanya Proud	5,465.54	5,656.87	-191.33	3.38	
Member	16,700.00	4,500.00	12,200.00	271.11	
Personal Non-Concessional	16,700.00	4,500.00	12,200.00	271.11	
Mr Garry Proud	8,200.00	4,500.00	3,700.00	82.22	
Ms Tanya Proud	8,500.00	0.00	8,500.00	100.00	
Other Income	120.69	150.31	-29.62	19.71	
Rebate	120.69	150.31	-29.62	19.71	WP-1
Total Income	74,748.55	-18,602.25	93,350.80	501.83	
Expenses	2021	2020	Change (\$)	Change (%)	
Other Expenses	6,790.00	4,244.90	2,545.10	59.96	
Accountancy Fee	2,244.00	284.90	1,959.10	687.64	
Adviser Fee	3,300.00	3,300.00	0.00	0.00	
ASIC Fee	54.00	0.00	54.00	100.00	WP-1
Auditor Fee	595.00	0.00	595.00	100.00	WP-1
Establishment Fee	0.00	660.00	-660.00	100.00	
Fine	338.00	0.00	338.00	100.00	WP-1
SMSF Supervisory Levy	259.00	0.00	259.00	100.00	
Total Expenses	6,790.00	4,244.90	2,545.10	59.96	

Income Tax	2021	2020	Change (\$)	Change (%)	
Income Tax Expense	5,638.35	3,506.13	2,132.22	60.81	WP-1 WP-2
Income Tax Expense	5,638.35	3,506.13	2,132.22	60.81	
Total Income Tax	5,638.35	3,506.13	2,132.22	60.81	
Net Profit(Loss) Total	62,320.20	-26,353.28			

Market Value

				Current Status : Good to Go Prior Status : Warning		Prepared By : N/A	Reviewed By : N/A
	Security Code	Security Name	Source Price	Units	Market Price	Market Value	
SECURITY							
	AFC.BOND	Australian Factoring Company		500.00	100.52	50,260.96	
	ASCF.BOND	Australian Secure Capital Fund		450.00	102.89	46,301.09	
	AURA.BOND	One Management Investment Funds Ltd		400.00	100.60	40,240.00	
	CBAAU	CBAAU 6.86 09Nov27/32		300.00	125.12	37,535.69	
	INAAADIP5	Pioneer Credit Ltd		500.00	93.26	46,629.50	
	JEMNSW-IIA	JEM NSW Schools II Pty Ltd		500.00	97.12	48,562.00	
	PALLAS.BOND	Pallas Capital		500.00	100.60	50,300.00	
	AXLHA	Aksesstoday	100.00	500.00	6.00	3,000.00	

Lump Sum Payment - Good to Go

Great news! After review there is nothing that requires your attention.

Preservation Components

						Current Status : Good to Go Prior Status : N/A		Prepared By : N/A	Reviewed By : N/A
			Prior Year			Current Year			
Account Name	Account Type	Preserved Amount	Restricted Non-Preserved Amount	Unrestricted Non-Preserved Amount	Preserved Amount	Restricted Non-Preserved Amount	Unrestricted Non-Preserved Amount		
Ms Tanya Proud (Age: 52 at 30/06/2021)									
Accumulation	Accumulation	210,858.36	0.00	0.00	243,208.58	0.00	0.00		
Mr Garry Proud (Age: 51 at 30/06/2021)									
Accumulation	Accumulation	178,204.16	0.00	0.00	208,174.14	0.00	0.00		

Tax Component Verification (Accumulation)

		Current Status : Good to Go Prior Status : Warning	Prepared By : N/A	Reviewed By : N/A
	Account Name		Prior Year Tax Free Amount	Current Year Tax Free Amount
Ms Tanya Proud (Age: 52 at 30/06/2021)				
	Accumulation		29,236.26	37,736.26
Mr Garry Proud (Age: 51 at 30/06/2021)				
	Accumulation		59,023.34	67,223.34

Work Test - Good to Go

Great news! After review there is nothing that requires your attention.

Contribution Cap Limit

		Current Status : Good to Go Prior Status : N/A	Prepared By : N/A	Reviewed By : N/A
	Current Year Contributions		Concessional	Non-Concessional
Mr Garry Proud Date of Birth: 22/10/1969 (Age: 50 at 30/06/2021)				
	Caps		25,000.00	100,000.00
	Cumulative available unused cap		43,676.80	0.00
	Maximum cap available		68,676.80	100,000.00
	Contributions made (to this fund)		6,444.80	8,200.00
	Contributions made (to other fund)		0.00	0.00
	Contributions as allocated		6,444.80	8,200.00
	Amount above caps		0.00	0.00
Ms Tanya Proud Date of Birth: 07/01/1969 (Age: 51 at 30/06/2021)				
	Caps		25,000.00	100,000.00
	Cumulative available unused cap		44,343.13	0.00
	Maximum cap available		69,343.13	100,000.00
	Contributions made (to this fund)		5,465.54	8,500.00
	Contributions made (to other fund)		0.00	0.00
	Contributions as allocated		5,465.54	8,500.00
	Amount above caps		0.00	0.00

Negative Balance - Good to Go

Great news! After review there is nothing that requires your attention.

Contra Bank Entries

				Current Status : Good to Go Prior Status : Warning	Prepared By : N/A	Reviewed By : N/A
	Date	Description	Debits	Credits	Balance	
BGC Cash Account						
🚩	01/07/2020	Outbound transfer	339.75	0.00	0.00	
🚩	29/07/2020	Coupon receipt: AFC 8'X« 29Oct22	0.00	328.75	328.75	
🚩	03/08/2020	Outbound transfer	328.75	0.00	0.00	
🚩	17/08/2020	Coupon receipt: NABHA BBSW+1.25'X» Perpetual	0.00	27.35	27.35	
🚩	18/08/2020	Coupon receipt: NABHA BBSW+1.25% Perpetual	0.00	273.50	300.85	
🚩	18/08/2020	Coupon adjustment: NABHA BBSW+1.25% Perpetual	27.35	0.00	273.50	
🚩	21/08/2020	Outbound transfer	273.50	0.00	0.00	
🚩	31/08/2020	Coupon receipt: AFC 8'« 29Oct22	0.00	339.75	1,240.38	
🚩	02/09/2020	Outbound transfer	900.63	0.00	339.75	
🚩	03/09/2020	Outbound transfer	339.75	0.00	0.00	
🚩	14/09/2020	Coupon receipt: ASCF-A 9.00'X« 12Sep23	0.00	1,012.50	1,012.50	
🚩	17/09/2020	Outbound transfer	1,012.50	0.00	0.00	
🚩	22/09/2020	Coupon receipt: PIOCRES BBSW+7.25% 22Mar23	0.00	674.85	674.85	
🚩	25/09/2020	Outbound transfer	674.85	0.00	0.00	
🚩	29/09/2020	Coupon receipt: AFC 8% 29Oct22	0.00	339.75	339.75	
🚩	02/10/2020	Consent Fee: PIOCRES BBSW+7.25% 22Mar23	0.00	250.00	589.75	

				Current Status : Good to Go Prior Status : Warning	Prepared By : N/A	Reviewed By : N/A
🚩	02/10/2020	Outbound transfer	339.75	0.00	250.00	
🚩	08/10/2020	Outbound transfer	250.00	0.00	0.00	
🚩	29/10/2020	Coupon receipt: AFC 8% 29Oct22	0.00	328.75	328.75	
🚩	03/11/2020	Outbound transfer	328.75	0.00	0.00	
🚩	16/11/2020	Coupon receipt: NABHA BBSW+1.25% Perpetual	0.00	273.92	273.92	
🚩	23/11/2020	Outbound transfer	273.92	0.00	0.00	
🚩	25/11/2020	Inbound transfer	0.00	273.92	273.92	
🚩	27/11/2020	Outbound transfer: Security Coupon: NABHA BBSW+1.25% Perpetual	273.92	0.00	0.00	
🚩	30/11/2020	Coupon receipt: AFC 8% 29Oct22	0.00	339.73	339.73	
🚩	03/12/2020	Outbound transfer: Security Coupon: AFC 8% 29Oct22	339.73	0.00	900.58	
🚩	09/12/2020	Coupon receipt: NXTAU 6.00% 09JUN22	0.00	1,500.00	2,400.58	
🚩	09/12/2020	Outbound transfer: Security Coupon: JEMNSW-IIA-28Nov35	900.59	0.00	52,124.99	
🚩	14/12/2020	Outbound transfer: Security Call: NXTAU 6.00% 09JUN22	1,500.00	0.00	51,637.49	
🚩	21/12/2020	Outbound transfer: Security Call: NXTAU 6.00% 09JUN22	1,500.00	0.00	50,137.49	
🚩	31/12/2020	Outbound transfer: Security Coupon: AFC 8% 29Oct22	328.76	0.00	1,049.74	
🚩	08/01/2021	Outbound transfer: Security Coupon: PIOCRES BBSW+7.25% 22Mar23	912.24	0.00	137.50	
🚩	29/01/2021	Coupon receipt: AFC 8% 29Oct22	0.00	339.73	477.23	
🚩	10/02/2021	Outbound transfer: Security Coupon: AFC 8% 29Oct22	339.73	0.00	137.50	
🚩	15/02/2021	Coupon receipt: NABHA BBSW+1.25% Perpetual	0.00	257.69	395.19	

				Current Status : Good to Go Prior Status : Warning	Prepared By : N/A	Reviewed By : N/A
🚩	17/02/2021	Outbound transfer: Security Call: NABHA BBSW+1.25% Perpetual	257.69	0.00	80,637.50	
🚩	01/03/2021	Coupon receipt: JEMNSW-IIA-28Nov35	0.00	905.22	45,100.82	
🚩	02/03/2021	Coupon receipt: AFC 8% 29Oct22	0.00	328.76	45,429.58	
🚩	04/03/2021	Outbound transfer: Security Coupon: AFC 8% 29Oct22	328.76	0.00	45,100.82	
🚩	05/03/2021	Outbound transfer: Security Coupon: JEMNSW-IIA-28Nov35	905.22	0.00	44,195.60	
🚩	15/03/2021	Coupon receipt: ASCF-A 9.00% 12Sep23	0.00	1,012.50	45,208.10	
🚩	18/03/2021	Outbound transfer: Security Coupon: ASCF-A 9.00% 12Sep23	1,012.50	0.00	44,195.60	
🚩	22/03/2021	Coupon receipt: PIOCRES BBSW+7.25% 22Mar23	0.00	895.24	45,090.84	
🚩	26/03/2021	Outbound transfer: Security Coupon: PIOCRES BBSW+7.25% 22Mar23	895.24	0.00	44,195.60	
🚩	29/03/2021	Coupon receipt: AFC 8% 29Oct22	0.00	317.81	44,513.41	
🚩	31/03/2021	Coupon receipt: Pallas 7.50% 31Dec24	0.00	1,027.40	45,540.81	
🚩	31/03/2021	Outbound transfer: Security Coupon: AFC 8% 29Oct22	317.81	0.00	45,223.00	
🚩	06/04/2021	Outbound transfer: Security Coupon: Pallas 7.50% 31Dec24	1,027.40	0.00	44,195.60	
🚩	29/04/2021	Coupon receipt: AFC 8% 29Oct22	0.00	339.72	4,256.52	
🚩	06/05/2021	Outbound transfer: Security Coupon: AFC 8% 29Oct22	339.72	0.00	3,916.80	
🚩	14/05/2021	FX purchase	0.00	61.22	3,978.02	
🚩	19/05/2021	Outbound transfer: Security Coupon: CBAAU L+0.0625% PERP	61.22	0.00	3,916.80	
🚩	28/05/2021	Coupon receipt: JEMNSW-IIA-28Nov35	0.00	910.63	4,827.43	
🚩	03/06/2021	Coupon receipt: AFC 8% 29Oct22	0.00	328.77	5,156.20	

			Current Status : Good to Go Prior Status : Warning	Prepared By : N/A	Reviewed By : N/A
07/06/2021	Outbound transfer: Security Coupon: AFC 8% 29Oct22	328.77	0.00	4,827.43	
10/06/2021	Outbound transfer: Security Coupon: JEMNSW-IIA-28Nov35	910.63	0.00	3,916.80	
15/06/2021	Coupon receipt: ASCF-A 9.00% 12Sep23	0.00	1,012.50	4,929.30	
17/06/2021	Outbound transfer: Security Coupon: ASCF-A 9.00% 12Sep23	1,012.50	0.00	3,916.80	
22/06/2021	Coupon receipt: PIOCRES BBSW+7.25% 22Mar23	0.00	917.54	4,834.34	
25/06/2021	Outbound transfer: Security Coupon: PIOCRES BBSW+7.25% 22Mar23	917.54	0.00	3,916.80	
Macquarie Cash Management Account					
01/07/2020	SAME DAY DEPOSIT PROUD SELF MANAGED SUPE MINT Coupon Payment - Australian Factoring co	0.00	339.75	96,071.59	
02/09/2020	SAME DAY DEPOSIT PROUD SELF MANAGED SUPE MINT Coupon Payment - JEM NSW Schools II Pty Ltd	0.00	900.63	93,200.38	
09/12/2020	FundBpo BGCPAYC192156 BGC Coupon Payment - JEM NSW Schools II Pty Ltd	0.00	900.59	103,034.63	
14/12/2020	FundBpo BGCPAYC193152 BGC Coupon Payment - NEXTDC Ltd	0.00	1,500.00	104,534.63	
31/12/2020	FundBpo BGCPAYC196863 BGC Coupon Payment - Australian Factoring Co	0.00	328.76	106,387.20	
08/01/2021	FundBpo BGCPAYC200503 BGC Coupon Payment - Pioneer Credit Union	0.00	912.24	107,024.44	

Income Comparison

					Current Status : Good to Go Prior Status : Warning	Prepared By : N/A	Reviewed By : N/A
	Date	Income Type	Total Income	Franking Credit	Estimated Income	Estimated Franking Credit	
NABHA : National Australia Bank Ltd - Hybrid 3-Bbsw+1.25% (ASX:NABHA)							
	17/08/2020	Dividend	0.00	0.00	273.49	0.00	
	16/11/2020	Dividend	0.00	0.00	273.92	0.00	
	15/02/2021	Dividend	0.00	0.00	257.69	0.00	

Benefits Paid to Member < 60 - Good to Go

Great news! After review there is nothing that requires your attention.

Retirement Condition - Good to Go

Great news! After review there is nothing that requires your attention.

Pension Limit - Not Applicable

The system did not find any data to process.

Tax Effective Allocation of Pension Payment (Member Level) - Not Applicable

The system did not find any data to process.

Preservation Components for Member above 65 - Not Applicable

The system did not find any data to process.

Tax Component Verification (Pension) - Not Applicable

The system did not find any data to process.

Tax Effective Allocation of Pension Payment (Pension Account Level) - Not Applicable

The system did not find any data to process.

General Ledger

Date	Description	Quantity	Debits	Credits	Balance
Member Receipts / Contributions / Employer / Mr Garry Proud					
01/07/2020	Opening Balance	0.00	0.00	0.00	0.00
14/07/2020	PRECISION CH PASCH2007080004394	0.00	0.00	608.00	608.00
11/08/2020	PRECISION CH PASCH2008050004564	0.00	0.00	486.40	1,094.40
04/09/2020	PRECISION CH PASCH2008310003785	0.00	0.00	608.00	1,702.40
16/10/2020	PRECISION CH PASCH2010130001623	0.00	0.00	486.40	2,188.80
06/11/2020	PRECISION CH PASCH2011020005161	0.00	0.00	486.40	2,675.20
29/01/2021	PRECISION CH PASCH2101230000390	0.00	0.00	608.00	3,283.20
29/01/2021	PRECISION CH PASCH2101230000393	0.00	0.00	486.40	3,769.60
11/03/2021	PRECISION CH PASCH2103080001151	0.00	0.00	972.80	4,742.40
01/04/2021	PRECISION CH PASCH2103290002607	0.00	0.00	608.00	5,350.40
06/05/2021	PRECISION CH PASCH2105010000411	0.00	0.00	486.40	5,836.80
07/06/2021	PRECISION CH PASCH2106010005069	0.00	0.00	608.00	6,444.80
30/06/2021	Closing Balance	0.00	0.00	0.00	6,444.80
Member Receipts / Contributions / Employer / Ms Tanya Proud					
01/07/2020	Opening Balance	0.00	0.00	0.00	0.00
14/07/2020	PRECISION CH PASCH2007080004394	0.00	0.00	512.62	512.62
11/08/2020	PRECISION CH PASCH2008050004564	0.00	0.00	433.20	945.82
04/09/2020	PRECISION CH PASCH2008310003785	0.00	0.00	573.99	1,519.81

Date	Description	Quantity	Debits	Credits	Balance
16/10/2020	PRECISION CH PASCH2010130001623	0.00	0.00	465.69	1,985.50
06/11/2020	PRECISION CH PASCH2011020005161	0.00	0.00	447.64	2,433.14
29/01/2021	PRECISION CH PASCH2101230000390	0.00	0.00	566.77	2,999.91
29/01/2021	PRECISION CH PASCH2101230000393	0.00	0.00	490.96	3,490.87
11/03/2021	PRECISION CH PASCH2103080001151	0.00	0.00	689.51	4,180.38
01/04/2021	PRECISION CH PASCH2103290002607	0.00	0.00	407.93	4,588.31
06/05/2021	PRECISION CH PASCH2105010000411	0.00	0.00	361.00	4,949.31
07/06/2021	PRECISION CH PASCH2106010005069	0.00	0.00	516.23	5,465.54
30/06/2021	Closing Balance	0.00	0.00	0.00	5,465.54

Member Receipts / Contributions / Personal Non-Concessional / Mr Garry Proud

01/07/2020	Opening Balance	0.00	0.00	0.00	0.00
14/07/2020	PRECISION CH PASCH2007080004394	0.00	0.00	300.00	300.00
11/08/2020	PRECISION CH PASCH2008050004564	0.00	0.00	500.00	800.00
04/09/2020	PRECISION CH PASCH2008310003785	0.00	0.00	300.00	1,100.00
16/10/2020	PRECISION CH PASCH2010130001623	0.00	0.00	800.00	1,900.00
06/11/2020	PRECISION CH PASCH2011020005161	0.00	0.00	500.00	2,400.00
11/03/2021	PRECISION CH PASCH2103080001151	0.00	0.00	300.00	2,700.00
01/04/2021	PRECISION CH PASCH2103290002607	0.00	0.00	200.00	2,900.00
06/05/2021	PRECISION CH PASCH2105010000411	0.00	0.00	300.00	3,200.00
07/06/2021	PRECISION CH PASCH2106010005069	0.00	0.00	5,000.00	8,200.00

Date	Description	Quantity	Debits	Credits	Balance
30/06/2021	Closing Balance	0.00	0.00	0.00	8,200.00
Member Receipts / Contributions / Personal Non-Concessional / Ms Tanya Proud					
01/07/2020	Opening Balance	0.00	0.00	0.00	0.00
13/10/2020	Tanya Proud TANYAPersonalContr	0.00	0.00	3,500.00	3,500.00
07/06/2021	PRECISION CH PASCH2106010005069	0.00	0.00	5,000.00	8,500.00
30/06/2021	Closing Balance	0.00	0.00	0.00	8,500.00
Investment Gains / Realised Traditional Security Gains / Other Fixed Interest Securities / National Australia Bank Ltd - Hybrid 3-Bbsw+1.25%					
01/07/2020	Opening Balance	0.00	0.00	0.00	0.00
15/02/2021	Listed Security Sale	0.00	0.00	13,588.70	13,588.70
30/06/2021	Closing Balance	0.00	0.00	0.00	13,588.70
Investment Gains / Realised Traditional Security Gains / Other Fixed Interest Securities / NEXTDC Ltd					
01/07/2020	Opening Balance	0.00	0.00	0.00	0.00
09/12/2020	Listed Security Sale	0.00	0.00	625.00	625.00
30/06/2021	Closing Balance	0.00	0.00	0.00	625.00
Investment Gains / Increase in Market Value / Other Fixed Interest Securities / Australian Factoring Company					
01/07/2020	Opening Balance	0.00	0.00	0.00	0.00
30/06/2021	Market Value Adjustment	0.00	0.00	1,250.00	1,250.00
30/06/2021	Closing Balance	0.00	0.00	0.00	1,250.00
Investment Gains / Increase in Market Value / Other Fixed Interest Securities / Australian Secure Capital Fund					
01/07/2020	Opening Balance	0.00	0.00	0.00	0.00

Date	Description	Quantity	Debits	Credits	Balance
30/06/2021	Market Value Adjustment	0.00	0.00	2,925.00	2,925.00
30/06/2021	Closing Balance	0.00	0.00	0.00	2,925.00
Investment Gains / Increase in Market Value / Other Fixed Interest Securities / Axesstoday					
01/07/2020	Opening Balance	0.00	0.00	0.00	0.00
30/06/2021	Market Value Adjustment	0.00	0.00	2,000.00	2,000.00
30/06/2021	Closing Balance	0.00	0.00	0.00	2,000.00
Investment Gains / Increase in Market Value / Other Fixed Interest Securities / CBAAU 6.86 09Nov27/32					
01/07/2020	Opening Balance	0.00	0.00	0.00	0.00
30/06/2021	Market Value Adjustment	0.00	0.00	1,093.79	1,093.79
30/06/2021	Closing Balance	0.00	0.00	0.00	1,093.79
Investment Gains / Increase in Market Value / Other Fixed Interest Securities / JEM NSW Schools II Pty Ltd					
01/07/2020	Opening Balance	0.00	0.00	0.00	0.00
30/06/2021	Market Value Adjustment	0.00	0.00	1,084.16	1,084.16
30/06/2021	Closing Balance	0.00	0.00	0.00	1,084.16
Investment Gains / Increase in Market Value / Other Fixed Interest Securities / National Australia Bank Ltd - Hybrid 3-Bbsw+1.25%					
01/07/2020	Opening Balance	0.00	0.00	0.00	0.00
30/06/2021	Market Value Adjustment	0.00	4,507.18	0.00	4,507.18
30/06/2021	Closing Balance	0.00	0.00	0.00	4,507.18
Investment Gains / Increase in Market Value / Other Fixed Interest Securities / NEXTDC Ltd					
01/07/2020	Opening Balance	0.00	0.00	0.00	0.00

Date	Description	Quantity	Debits	Credits	Balance
30/06/2021	Market Value Adjustment	0.00	0.00	828.00	828.00
30/06/2021	Closing Balance	0.00	0.00	0.00	828.00
Investment Gains / Increase in Market Value / Other Fixed Interest Securities / One Management Investment Funds Ltd					
01/07/2020	Opening Balance	0.00	0.00	0.00	0.00
30/06/2021	Market Value Adjustment	0.00	38.80	0.00	38.80
30/06/2021	Closing Balance	0.00	0.00	0.00	38.80
Investment Gains / Increase in Market Value / Other Fixed Interest Securities / Pallas Capital					
01/07/2020	Opening Balance	0.00	0.00	0.00	0.00
30/06/2021	Market Value Adjustment	0.00	0.00	300.00	300.00
30/06/2021	Closing Balance	0.00	0.00	0.00	300.00
Investment Gains / Increase in Market Value / Other Fixed Interest Securities / Pioneer Credit Ltd					
01/07/2020	Opening Balance	0.00	0.00	0.00	0.00
30/06/2021	Market Value Adjustment	0.00	0.00	9,071.00	9,071.00
30/06/2021	Closing Balance	0.00	0.00	0.00	9,071.00
Investment Gains / Disposal Suspense / Other Fixed Interest Securities / National Australia Bank Ltd - Hybrid 3-Bbsw+1.25%					
01/07/2020	Opening Balance	0.00	0.00	0.00	0.00
15/02/2021	Listed Security Sale	805.00	0.00	80,500.00	80,500.00
15/02/2021	Listed Security Sale	-805.00	80,500.00	0.00	0.00
30/06/2021	Closing Balance	0.00	0.00	0.00	0.00
Investment Gains / Disposal Suspense / Other Fixed Interest Securities / NEXTDC Ltd					

Date	Description	Quantity	Debits	Credits	Balance
01/07/2020	Opening Balance	0.00	0.00	0.00	0.00
09/12/2020	Listed Security Sale	500.00	0.00	50,625.00	50,625.00
09/12/2020	Listed Security Sale	-500.00	50,625.00	0.00	0.00
30/06/2021	Closing Balance	0.00	0.00	0.00	0.00
Investment Income / General Taxable Income / Other Fixed Interest Securities / Pioneer Credit Ltd					
01/07/2020	Opening Balance	0.00	0.00	0.00	0.00
02/10/2020	SAME DAY DEPOSIT PROUD SELF MANAGED SUPE MINT Credit Advice - Consent Fee re Pioneer Credit Ltd July Special Resolution	0.00	0.00	250.00	250.00
30/06/2021	Closing Balance	0.00	0.00	0.00	250.00
Investment Income / Interest / Cash At Bank / Macquarie Cash Management Account					
01/07/2020	Opening Balance	0.00	0.00	0.00	0.00
31/07/2020	MACQUARIE CMA INTEREST PAID	0.00	0.00	4.02	4.02
31/08/2020	MACQUARIE CMA INTEREST PAID	0.00	0.00	4.02	8.04
30/09/2020	MACQUARIE CMA INTEREST PAID	0.00	0.00	3.90	11.94
31/12/2020	MACQUARIE CMA INTEREST PAID	0.00	0.00	23.81	35.75
29/01/2021	MACQUARIE CMA INTEREST PAID	0.00	0.00	12.22	47.97
26/02/2021	MACQUARIE CMA INTEREST PAID	0.00	0.00	10.07	58.04
31/03/2021	MACQUARIE CMA INTEREST PAID	0.00	0.00	11.41	69.45
30/04/2021	MACQUARIE CMA INTEREST PAID	0.00	0.00	11.38	80.83
31/05/2021	MACQUARIE CMA INTEREST PAID	0.00	0.00	11.81	92.64

Date	Description	Quantity	Debits	Credits	Balance
30/06/2021	MACQUARIE CMA INTEREST PAID	0.00	0.00	12.42	105.06
30/06/2021	Closing Balance	0.00	0.00	0.00	105.06
Investment Income / Interest / Other Fixed Interest Securities / Australian Factoring Company					
01/07/2020	Opening Balance	0.00	0.00	0.00	0.00
29/07/2020	Coupon receipt: AFC 8'X« 29Oct22	0.00	0.00	328.75	328.75
31/08/2020	Coupon receipt: AFC 8'« 29Oct22	0.00	0.00	339.75	668.50
29/09/2020	Coupon receipt: AFC 8% 29Oct22	0.00	0.00	339.75	1,008.25
29/10/2020	Coupon receipt: AFC 8% 29Oct22	0.00	0.00	328.75	1,337.00
30/11/2020	Coupon receipt: AFC 8% 29Oct22	0.00	0.00	339.73	1,676.73
29/12/2020	Coupon receipt: AFC 8% 29Oct22	0.00	0.00	328.77	2,005.50
29/01/2021	Coupon receipt: AFC 8% 29Oct22	0.00	0.00	339.73	2,345.23
02/03/2021	Coupon receipt: AFC 8% 29Oct22	0.00	0.00	328.76	2,673.99
29/03/2021	Coupon receipt: AFC 8% 29Oct22	0.00	0.00	317.81	2,991.80
29/04/2021	Coupon receipt: AFC 8'« 29Oct22	0.00	0.00	339.72	3,331.52
03/06/2021	Coupon receipt: AFC 8% 29Oct22	0.00	0.00	328.77	3,660.29
30/06/2021	Closing Balance	0.00	0.00	0.00	3,660.29
Investment Income / Interest / Other Fixed Interest Securities / Australian Secure Capital Fund					
01/07/2020	Opening Balance	0.00	0.00	0.00	0.00
14/09/2020	Coupon receipt: ASCF-A 9.00'X« 12Sep23	0.00	0.00	1,012.50	1,012.50
14/12/2020	Coupon receipt: ASCF-A 9.00% 12Sep23	0.00	0.00	1,012.50	2,025.00

Date	Description	Quantity	Debits	Credits	Balance
15/03/2021	Coupon receipt: ASCF-A 9.00'« 12Sep23	0.00	0.00	1,012.50	3,037.50
15/06/2021	Coupon receipt: ASCF-A 9.00% 12Sep23	0.00	0.00	1,012.50	4,050.00
30/06/2021	Closing Balance	0.00	0.00	0.00	4,050.00
Investment Income / Interest / Other Fixed Interest Securities / CBAAU 6.86 09Nov27/32					
01/07/2020	Opening Balance	0.00	0.00	0.00	0.00
30/04/2021	Coupon receipt: CBAAU L 0.0625% PERP	0.00	0.00	61.22	61.22
30/06/2021	Closing Balance	0.00	0.00	0.00	61.22
Investment Income / Interest / Other Fixed Interest Securities / JEM NSW Schools II Pty Ltd					
01/07/2020	Opening Balance	0.00	0.00	0.00	0.00
28/08/2020	Coupon receipt: JEMNSW-IIA-28Nov35	0.00	0.00	501.43	501.43
02/12/2020	Coupon receipt: JEMNSW-IIA-28Nov35	0.00	0.00	498.25	999.68
01/03/2021	Coupon receipt: JEMNSW-IIA-28Nov35	0.00	0.00	499.74	1,499.42
28/05/2021	Coupon receipt: JEMNSW-IIA-28Nov35	0.00	0.00	501.98	2,001.40
30/06/2021	Closing Balance	0.00	0.00	0.00	2,001.40
Investment Income / Interest / Other Fixed Interest Securities / National Australia Bank Ltd - Hybrid 3-Bbsw+1.25%					
01/07/2020	Opening Balance	0.00	0.00	0.00	0.00
18/08/2020	Coupon receipt: NABHA BBSW+1.25% Perpetual	0.00	0.00	273.50	273.50
16/11/2020	Coupon receipt: NABHA BBSW+1.25% Perpetual	0.00	0.00	273.92	547.42
15/02/2021	Coupon receipt: NABHA BBSW+1.25'X» Perpetual	0.00	0.00	257.69	805.11

Date	Description	Quantity	Debits	Credits	Balance
30/06/2021	Closing Balance	0.00	0.00	0.00	805.11
Investment Income / Interest / Other Fixed Interest Securities / NEXTDC Ltd					
01/07/2020	Opening Balance	0.00	0.00	0.00	0.00
09/12/2020	Coupon receipt: NXTAU 6.00% 09JUN22	0.00	0.00	1,500.00	1,500.00
30/06/2021	Closing Balance	0.00	0.00	0.00	1,500.00
Investment Income / Interest / Other Fixed Interest Securities / Pallas Capital					
01/07/2020	Opening Balance	0.00	0.00	0.00	0.00
31/03/2021	Coupon receipt: Pallas 7.50% 31Dec24	0.00	0.00	1,027.40	1,027.40
30/06/2021	Coupon receipt: Pallas 7.50% 31Dec24	0.00	0.00	937.50	1,964.90
30/06/2021	Closing Balance	0.00	0.00	0.00	1,964.90
Investment Income / Interest / Other Fixed Interest Securities / Pioneer Credit Ltd					
01/07/2020	Opening Balance	0.00	0.00	0.00	0.00
22/09/2020	Coupon receipt: PIOCRES BBSW+7.25% 22Mar23	0.00	0.00	674.85	674.85
22/12/2020	Coupon receipt: PIOCRES BBSW+7.25% 22Mar23	0.00	0.00	18.37	693.22
24/12/2020	Coupon receipt: PIOCRES BBSW+7.25% 22Mar23	0.00	0.00	893.87	1,587.09
22/03/2021	Coupon receipt: PIOCRES BBSW+7.25% 22Mar23	0.00	0.00	895.24	2,482.33
22/06/2021	Coupon receipt: PIOCRES BBSW+7.25% 22Mar23	0.00	0.00	917.54	3,399.87
30/06/2021	Closing Balance	0.00	0.00	0.00	3,399.87

Date	Description	Quantity	Debits	Credits	Balance
Other Income / Rebate					
01/07/2020	Opening Balance	0.00	0.00	0.00	0.00
02/07/2020	REBATE OF ADVISER COMMISSION	0.00	0.00	19.14	19.14
04/08/2020	REBATE OF ADVISER COMMISSION	0.00	0.00	20.15	39.29
02/09/2020	REBATE OF ADVISER COMMISSION	0.00	0.00	20.01	59.30
02/10/2020	REBATE OF ADVISER COMMISSION	0.00	0.00	19.50	78.80
03/11/2020	REBATE OF ADVISER COMMISSION	0.00	0.00	21.02	99.82
02/12/2020	REBATE OF ADVISER COMMISSION	0.00	0.00	20.87	120.69
30/06/2021	Closing Balance	0.00	0.00	0.00	120.69
Other Expenses / Accountancy Fee					
01/07/2020	Opening Balance	0.00	0.00	0.00	0.00
08/07/2020	TRANSACT FUNDS TFR TO KDF ACCOUNTANTS	0.00	2,244.00	0.00	2,244.00
30/06/2021	Closing Balance	0.00	0.00	0.00	2,244.00
Other Expenses / Adviser Fee					
01/07/2020	Opening Balance	0.00	0.00	0.00	0.00
03/07/2020	AAS SVC FEE	0.00	275.00	0.00	275.00
05/08/2020	AAS SVC FEE	0.00	275.00	0.00	550.00
04/09/2020	AAS SVC FEE	0.00	275.00	0.00	825.00
05/10/2020	AAS SVC FEE	0.00	275.00	0.00	1,100.00

Date	Description	Quantity	Debits	Credits	Balance
05/11/2020	AAS SVC FEE	0.00	275.00	0.00	1,375.00
04/12/2020	AAS SVC FEE	0.00	275.00	0.00	1,650.00
05/01/2021	AAS SVC FEE	0.00	275.00	0.00	1,925.00
05/02/2021	AAS SVC FEE	0.00	275.00	0.00	2,200.00
05/03/2021	AAS SVC FEE	0.00	275.00	0.00	2,475.00
01/04/2021	AAS SVC FEE	0.00	275.00	0.00	2,750.00
05/05/2021	AAS SVC FEE	0.00	275.00	0.00	3,025.00
04/06/2021	AAS SVC FEE	0.00	275.00	0.00	3,300.00
30/06/2021	Closing Balance	0.00	0.00	0.00	3,300.00
Other Expenses / ASIC Fee					
01/07/2020	Opening Balance	0.00	0.00	0.00	0.00
28/08/2020	BPAY TO ASIC Annual Review	0.00	54.00	0.00	54.00
30/06/2021	Closing Balance	0.00	0.00	0.00	54.00
Other Expenses / Auditor Fee					
01/07/2020	Opening Balance	0.00	0.00	0.00	0.00
18/09/2020	TRANSACT FUNDS TFR TO THE REAL ISSUE PTY SMSF Audit 30th June	0.00	595.00	0.00	595.00
30/06/2021	Closing Balance	0.00	0.00	0.00	595.00
Other Expenses / Fine					
01/07/2020	Opening Balance	0.00	0.00	0.00	0.00

Date	Description	Quantity	Debits	Credits	Balance
28/08/2020	BPAY TO ASIC Annual Review	0.00	338.00	0.00	338.00
30/06/2021	Closing Balance	0.00	0.00	0.00	338.00
Other Expenses / SMSF Supervisory Levy					
01/07/2020	Opening Balance	0.00	0.00	0.00	0.00
18/08/2020	BPAY TO TAX OFFICE PAYMENTS	0.00	259.00	0.00	259.00
30/06/2021	Closing Balance	0.00	0.00	0.00	259.00
Income Tax Expense / Income Tax Expense					
01/07/2020	Opening Balance	0.00	0.00	0.00	0.00
14/07/2020	Fund Income Tax	0.00	168.09	0.00	168.09
11/08/2020	Fund Income Tax	0.00	137.94	0.00	306.03
04/09/2020	Fund Income Tax	0.00	177.30	0.00	483.33
16/10/2020	Fund Income Tax	0.00	142.81	0.00	626.14
06/11/2020	Fund Income Tax	0.00	140.11	0.00	766.25
29/01/2021	Fund Income Tax	0.00	146.60	0.00	912.85
29/01/2021	Fund Income Tax	0.00	176.22	0.00	1,089.07
11/03/2021	Fund Income Tax	0.00	249.35	0.00	1,338.42
01/04/2021	Fund Income Tax	0.00	152.39	0.00	1,490.81
06/05/2021	Fund Income Tax	0.00	127.11	0.00	1,617.92
07/06/2021	Fund Income Tax	0.00	168.63	0.00	1,786.55
30/06/2021	Fund Income Tax	0.00	3,851.80	0.00	5,638.35

Date	Description	Quantity	Debits	Credits	Balance
30/06/2021	Closing Balance	0.00	0.00	0.00	5,638.35
Investments - Australian Factoring Company					
01/07/2020	Opening Balance	500.00	0.00	0.00	49,010.96
30/06/2021	Market Value Adjustment	0.00	1,250.00	0.00	50,260.96
30/06/2021	Closing Balance	500.00	0.00	0.00	50,260.96
Investments - Australian Secure Capital Fund					
01/07/2020	Opening Balance	450.00	0.00	0.00	43,376.09
30/06/2021	Market Value Adjustment	0.00	2,925.00	0.00	46,301.09
30/06/2021	Closing Balance	450.00	0.00	0.00	46,301.09
Investments - Axsesstoday					
01/07/2020	Opening Balance	500.00	0.00	0.00	1,000.00
30/06/2021	Market Value Adjustment	0.00	2,000.00	0.00	3,000.00
30/06/2021	Closing Balance	500.00	0.00	0.00	3,000.00
Investments - CBAAU 6.86 09Nov27/32					
01/07/2020	Opening Balance	0.00	0.00	0.00	0.00
16/02/2021	Listed Security Purchase	300.00	36,441.90	0.00	36,441.90
30/06/2021	Market Value Adjustment	0.00	1,093.79	0.00	37,535.69
30/06/2021	Closing Balance	300.00	0.00	0.00	37,535.69
Investments - JEM NSW Schools II Pty Ltd					
01/07/2020	Opening Balance	500.00	0.00	0.00	49,093.50

Date	Description	Quantity	Debits	Credits	Balance
02/09/2020	SAME DAY DEPOSIT PROUD SELF MANAGED SUPE MINT Coupon Payment - JEM NSW Schools II Pty Ltd	0.00	0.00	399.20	48,694.30
09/12/2020	FundBpo BGCPAYC192156 BGC Coupon Payment - JEM NSW Schools II Pty Ltd	0.00	0.00	402.33	48,291.97
05/03/2021	FundBpo JEMNSW-IIA-28Nov35 BGC Coupon Payment - JEM	0.00	0.00	405.48	47,886.49
10/06/2021	FundBpo JEMNSW-IIA-28Nov35	0.00	0.00	408.65	47,477.84
30/06/2021	Market Value Adjustment	0.00	1,084.16	0.00	48,562.00
30/06/2021	Closing Balance	500.00	0.00	0.00	48,562.00
Investments - National Australia Bank Ltd - Hybrid 3-Bbsw+1.25%					
01/07/2020	Opening Balance	805.00	0.00	0.00	71,418.48
15/02/2021	Listed Security Sale	-805.00	0.00	66,911.30	4,507.18
30/06/2021	Market Value Adjustment	0.00	0.00	4,507.18	0.00
30/06/2021	Closing Balance	0.00	0.00	0.00	0.00
Investments - NEXTDC Ltd					
01/07/2020	Opening Balance	500.00	0.00	0.00	49,172.00
09/12/2020	Listed Security Sale	-500.00	0.00	50,000.00	828.00
30/06/2021	Market Value Adjustment	0.00	828.00	0.00	0.00
30/06/2021	Closing Balance	0.00	0.00	0.00	0.00
Investments - One Management Investment Funds Ltd					
01/07/2020	Opening Balance	0.00	0.00	0.00	0.00

Date	Description	Quantity	Debits	Credits	Balance
07/04/2021	Listed Security Purchase	400.00	40,278.80	0.00	40,278.80
30/06/2021	Market Value Adjustment	0.00	0.00	38.80	40,240.00
30/06/2021	Closing Balance	400.00	0.00	0.00	40,240.00
Investments - Pallas Capital					
01/07/2020	Opening Balance	0.00	0.00	0.00	0.00
17/12/2020	Listed Security Purchase	500.00	50,000.00	0.00	50,000.00
30/06/2021	Market Value Adjustment	0.00	300.00	0.00	50,300.00
30/06/2021	Closing Balance	500.00	0.00	0.00	50,300.00
Investments - Pioneer Credit Ltd					
01/07/2020	Opening Balance	500.00	0.00	0.00	37,558.50
30/06/2021	Market Value Adjustment	0.00	9,071.00	0.00	46,629.50
30/06/2021	Closing Balance	500.00	0.00	0.00	46,629.50
Cash At Bank - BGC Cash Account					
01/07/2020	Opening Balance	0.00	0.00	0.00	339.75
01/07/2020	Outbound transfer	0.00	0.00	339.75	0.00
29/07/2020	Coupon receipt: AFC 8'X« 29Oct22	0.00	328.75	0.00	328.75
03/08/2020	Outbound transfer	0.00	0.00	328.75	0.00
17/08/2020	Coupon receipt: NABHA BBSW+1.25'X» Perpetual	0.00	27.35	0.00	27.35
18/08/2020	Coupon adjustment: NABHA BBSW+1.25% Perpetual	0.00	0.00	27.35	0.00

Date	Description	Quantity	Debits	Credits	Balance
18/08/2020	Coupon receipt: NABHA BBSW+1.25% Perpetual	0.00	273.50	0.00	273.50
21/08/2020	Outbound transfer	0.00	0.00	273.50	0.00
28/08/2020	Coupon receipt: JEMNSW-IIA-28Nov35	0.00	601.05	0.00	601.05
31/08/2020	Coupon receipt: AFC 8'« 29Oct22	0.00	339.75	0.00	940.80
31/08/2020	Principal paydown: JEMNSW-IIA-28Nov35	0.00	299.58	0.00	1,240.38
02/09/2020	Outbound transfer	0.00	0.00	900.63	339.75
03/09/2020	Outbound transfer	0.00	0.00	339.75	0.00
14/09/2020	Coupon receipt: ASCF-A 9.00'X« 12Sep23	0.00	1,012.50	0.00	1,012.50
17/09/2020	Outbound transfer	0.00	0.00	1,012.50	0.00
22/09/2020	Coupon receipt: PIOCRES BBSW+7.25% 22Mar23	0.00	674.85	0.00	674.85
25/09/2020	Outbound transfer	0.00	0.00	674.85	0.00
29/09/2020	Coupon receipt: AFC 8% 29Oct22	0.00	339.75	0.00	339.75
02/10/2020	Consent Fee: PIOCRES BBSW+7.25% 22Mar23	0.00	250.00	0.00	589.75
02/10/2020	Outbound transfer	0.00	0.00	339.75	250.00
08/10/2020	Outbound transfer	0.00	0.00	250.00	0.00
29/10/2020	Coupon receipt: AFC 8% 29Oct22	0.00	328.75	0.00	328.75
03/11/2020	Outbound transfer	0.00	0.00	328.75	0.00
16/11/2020	Coupon receipt: NABHA BBSW+1.25% Perpetual	0.00	273.92	0.00	273.92

Date	Description	Quantity	Debits	Credits	Balance
23/11/2020	Outbound transfer	0.00	0.00	273.92	0.00
25/11/2020	Inbound transfer	0.00	273.92	0.00	273.92
27/11/2020	Outbound transfer: Security Coupon: NABHA BBSW+1.25% Perpetual	0.00	0.00	273.92	0.00
30/11/2020	Coupon receipt: AFC 8% 29Oct22	0.00	339.73	0.00	339.73
02/12/2020	Coupon receipt: JEMNSW-IIA-28Nov35	0.00	900.58	0.00	1,240.31
03/12/2020	Outbound transfer: Security Coupon: AFC 8% 29Oct22	0.00	0.00	339.73	900.58
09/12/2020	Coupon receipt: NXTAU 6.00% 09JUN22	0.00	1,500.00	0.00	2,400.58
09/12/2020	Outbound transfer: Security Coupon: JEMNSW-IIA-28Nov35	0.00	0.00	900.59	1,499.99
09/12/2020	Security sale: NXTAU 6.00% 09JUN22	0.00	50,625.00	0.00	52,124.99
14/12/2020	Coupon receipt: ASCF-A 9.00% 12Sep23	0.00	1,012.50	0.00	53,137.49
14/12/2020	Outbound transfer: Security Call: NXTAU 6.00% 09JUN22	0.00	0.00	1,500.00	51,637.49
21/12/2020	Outbound transfer: Security Call: NXTAU 6.00% 09JUN22	0.00	0.00	1,500.00	50,137.49
21/12/2020	Security purchase: Pallas 7.50% 31Dec24	0.00	0.00	50,000.00	137.49
22/12/2020	Coupon receipt: PIOCRES BBSW+7.25% 22Mar23	0.00	18.37	0.00	155.86
24/12/2020	Coupon receipt: PIOCRES BBSW+7.25% 22Mar23	0.00	893.87	0.00	1,049.73
29/12/2020	Coupon receipt: AFC 8% 29Oct22	0.00	328.77	0.00	1,378.50
31/12/2020	Outbound transfer: Security Coupon: AFC 8% 29Oct22	0.00	0.00	328.76	1,049.74

Date	Description	Quantity	Debits	Credits	Balance
08/01/2021	Outbound transfer: Security Coupon: PIOCRES BBSW+7.25% 22Mar23	0.00	0.00	912.24	137.50
29/01/2021	Coupon receipt: AFC 8% 29Oct22	0.00	339.73	0.00	477.23
10/02/2021	Outbound transfer: Security Coupon: AFC 8% 29Oct22	0.00	0.00	339.73	137.50
15/02/2021	Coupon receipt: NABHA BBSW+1.25% X Perpetual	0.00	257.69	0.00	395.19
15/02/2021	Security redemption: NABHA BBSW+1.25% Perpetual	0.00	80,500.00	0.00	80,895.19
17/02/2021	FX sale	0.00	0.00	36,441.90	44,453.29
17/02/2021	Outbound transfer: Security Call: NABHA BBSW+1.25% Perpetual	0.00	0.00	257.69	44,195.60
01/03/2021	Coupon receipt: JEMNSW-IIA-28Nov35	0.00	905.22	0.00	45,100.82
02/03/2021	Coupon receipt: AFC 8% 29Oct22	0.00	328.76	0.00	45,429.58
04/03/2021	Outbound transfer: Security Coupon: AFC 8% 29Oct22	0.00	0.00	328.76	45,100.82
05/03/2021	Outbound transfer: Security Coupon: JEMNSW-IIA-28Nov35	0.00	0.00	905.22	44,195.60
15/03/2021	Coupon receipt: ASCF-A 9.00% 12Sep23	0.00	1,012.50	0.00	45,208.10
18/03/2021	Outbound transfer: Security Coupon: ASCF-A 9.00% 12Sep23	0.00	0.00	1,012.50	44,195.60
22/03/2021	Coupon receipt: PIOCRES BBSW+7.25% 22Mar23	0.00	895.24	0.00	45,090.84
26/03/2021	Outbound transfer: Security Coupon: PIOCRES BBSW+7.25% 22Mar23	0.00	0.00	895.24	44,195.60
29/03/2021	Coupon receipt: AFC 8% 29Oct22	0.00	317.81	0.00	44,513.41

Date	Description	Quantity	Debits	Credits	Balance
31/03/2021	Coupon receipt: Pallas 7.50% 31Dec24	0.00	1,027.40	0.00	45,540.81
31/03/2021	Outbound transfer: Security Coupon: AFC 8% 29Oct22	0.00	0.00	317.81	45,223.00
06/04/2021	Outbound transfer: Security Coupon: Pallas 7.50% 31Dec24	0.00	0.00	1,027.40	44,195.60
09/04/2021	Security purchase: AURA 8% 20Dec23	0.00	0.00	40,278.80	3,916.80
29/04/2021	Coupon receipt: AFC 8% 29Oct22	0.00	339.72	0.00	4,256.52
06/05/2021	Outbound transfer: Security Coupon: AFC 8% 29Oct22	0.00	0.00	339.72	3,916.80
14/05/2021	FX purchase	0.00	61.22	0.00	3,978.02
19/05/2021	Outbound transfer: Security Coupon: CBAAU L+0.0625% PERP	0.00	0.00	61.22	3,916.80
28/05/2021	Coupon receipt: JEMNSW-IIA-28Nov35	0.00	910.63	0.00	4,827.43
03/06/2021	Coupon receipt: AFC 8% 29Oct22	0.00	328.77	0.00	5,156.20
07/06/2021	Outbound transfer: Security Coupon: AFC 8% 29Oct22	0.00	0.00	328.77	4,827.43
10/06/2021	Outbound transfer: Security Coupon: JEMNSW-IIA-28Nov35	0.00	0.00	910.63	3,916.80
15/06/2021	Coupon receipt: ASCF-A 9.00% 12Sep23	0.00	1,012.50	0.00	4,929.30
17/06/2021	Outbound transfer: Security Coupon: ASCF-A 9.00% 12Sep23	0.00	0.00	1,012.50	3,916.80
22/06/2021	Coupon receipt: PIOCRES BBSW+7.25% 22Mar23	0.00	917.54	0.00	4,834.34
25/06/2021	Outbound transfer: Security Coupon: PIOCRES BBSW+7.25% 22Mar23	0.00	0.00	917.54	3,916.80

Date	Description	Quantity	Debits	Credits	Balance
30/06/2021	Coupon receipt: Pallas 7.50% 31Dec24	0.00	937.50	0.00	4,854.30
30/06/2021	Closing Balance	0.00	0.00	0.00	4,854.30
Cash At Bank - Macquarie Cash Management Account					
01/07/2020	Opening Balance	0.00	0.00	0.00	95,731.84
01/07/2020	SAME DAY DEPOSIT PROUD SELF MANAGED SUPE MINT Coupon Payment - Australian Factoring co	0.00	339.75	0.00	96,071.59
02/07/2020	REBATE OF ADVISER COMMISSION	0.00	19.14	0.00	96,090.73
03/07/2020	AAS SVC FEE	0.00	0.00	275.00	95,815.73
08/07/2020	TRANSACT FUNDS TFR TO KDF ACCOUNTANTS	0.00	0.00	2,244.00	93,571.73
14/07/2020	PRECISION CH PASCH2007080004394	0.00	1,420.62	0.00	94,992.35
31/07/2020	MACQUARIE CMA INTEREST PAID	0.00	4.02	0.00	94,996.37
03/08/2020	SAME DAY DEPOSIT PROUD SELF MANAGED SUPE MINT Coupon Payment - Australian Factoring Co	0.00	328.75	0.00	95,325.12
04/08/2020	REBATE OF ADVISER COMMISSION	0.00	20.15	0.00	95,345.27
05/08/2020	AAS SVC FEE	0.00	0.00	275.00	95,070.27
11/08/2020	PRECISION CH PASCH2008050004564	0.00	1,419.60	0.00	96,489.87
18/08/2020	BPAY TO TAX OFFICE PAYMENTS	0.00	0.00	4,095.65	92,394.22
21/08/2020	SAME DAY DEPOSIT PROUD SELF MANAGED SUPE MINT Coupon Payment - National Australia Bank	0.00	273.50	0.00	92,667.72
28/08/2020	BPAY TO ASIC Annual Review	0.00	0.00	392.00	92,275.72

Date	Description	Quantity	Debits	Credits	Balance
31/08/2020	MACQUARIE CMA INTEREST PAID	0.00	4.02	0.00	92,279.74
02/09/2020	REBATE OF ADVISER COMMISSION	0.00	20.01	0.00	92,299.75
02/09/2020	SAME DAY DEPOSIT PROUD SELF MANAGED SUPE MINT Coupon Payment - JEM NSW Schools II Pty Ltd	0.00	900.63	0.00	93,200.38
03/09/2020	SAME DAY DEPOSIT PROUD SELF MANAGED SUPE MINT Coupon Payment - Australian Factoring Co	0.00	339.75	0.00	93,540.13
04/09/2020	AAS SVC FEE	0.00	0.00	275.00	93,265.13
04/09/2020	PRECISION CH PASCH2008310003785	0.00	1,481.99	0.00	94,747.12
17/09/2020	SAME DAY DEPOSIT PROUD SELF MANAGED SUPE	0.00	1,012.50	0.00	95,759.62
18/09/2020	TRANSACT FUNDS TFR TO THE REAL ISSUE PTY SMSF Audit 30th June	0.00	0.00	595.00	95,164.62
25/09/2020	SAME DAY DEPOSIT PROUD SELF MANAGED SUPE MINT Coupon Payment - Pioneer Credit Union	0.00	674.85	0.00	95,839.47
30/09/2020	MACQUARIE CMA INTEREST PAID	0.00	3.90	0.00	95,843.37
02/10/2020	REBATE OF ADVISER COMMISSION	0.00	19.50	0.00	95,862.87
02/10/2020	SAME DAY DEPOSIT PROUD SELF MANAGED SUPE Mint Coupon Payment - Australian Factoring Co	0.00	339.75	0.00	96,202.62
05/10/2020	AAS SVC FEE	0.00	0.00	275.00	95,927.62
08/10/2020	SAME DAY DEPOSIT PROUD SELF MANAGED SUPE MINT Credit Advice - Consent Fee re Pioneer Credit Ltd July Special Resolution	0.00	250.00	0.00	96,177.62
13/10/2020	Tanya Proud TANYAPersonalContr	0.00	3,500.00	0.00	99,677.62

Date	Description	Quantity	Debits	Credits	Balance
16/10/2020	PRECISION CH PASCH2010130001623	0.00	1,752.09	0.00	101,429.71
28/10/2020	BPAY TO TAX OFFICE PAYMENTS #tax	0.00	0.00	1,164.00	100,265.71
03/11/2020	REBATE OF ADVISER COMMISSION	0.00	21.02	0.00	100,286.73
03/11/2020	SAME DAY DEPOSIT PROUD SELF MANAGED SUPE MINT Coupon Payment - Australian Factoring Co	0.00	328.75	0.00	100,615.48
05/11/2020	AAS SVC FEE	0.00	0.00	275.00	100,340.48
06/11/2020	PRECISION CH PASCH2011020005161	0.00	1,434.04	0.00	101,774.52
27/11/2020	FundBpo BGC_PAYC179514 BGC Coupon Payment - National Australia Bank	0.00	273.92	0.00	102,048.44
02/12/2020	REBATE OF ADVISER COMMISSION	0.00	20.87	0.00	102,069.31
03/12/2020	FundBpo BGC_BGCPAYC186117 BGC Coupon Payment - Australian Factoring co	0.00	339.73	0.00	102,409.04
04/12/2020	AAS SVC FEE	0.00	0.00	275.00	102,134.04
09/12/2020	FundBpo BGCPAYC192156 BGC Coupon Payment - JEM NSW Schools II Pty Ltd	0.00	900.59	0.00	103,034.63
14/12/2020	FundBpo BGCPAYC193152 BGC Coupon Payment - NEXTDC Ltd	0.00	1,500.00	0.00	104,534.63
21/12/2020	FundBpo BGCPAYC193152 BGC Double up on NEXTDC Payment on 14.12.20	0.00	1,500.00	0.00	106,034.63
31/12/2020	FundBpo BGCPAYC196863 BGC Coupon Payment - Australian Factoring Co	0.00	328.76	0.00	106,363.39
31/12/2020	MACQUARIE CMA INTEREST PAID	0.00	23.81	0.00	106,387.20
05/01/2021	AAS SVC FEE	0.00	0.00	275.00	106,112.20

Date	Description	Quantity	Debits	Credits	Balance
08/01/2021	FundBpo BGCPAYC200503 BGC Coupon Payment - Pioneer Credit Union	0.00	912.24	0.00	107,024.44
29/01/2021	MACQUARIE CMA INTEREST PAID	0.00	12.22	0.00	107,036.66
29/01/2021	PRECISION CH PASCH2101230000390	0.00	1,174.77	0.00	108,211.43
29/01/2021	PRECISION CH PASCH2101230000393	0.00	977.36	0.00	109,188.79
05/02/2021	AAS SVC FEE	0.00	0.00	275.00	108,913.79
10/02/2021	FundBpo BGCPAYC206004 BGC Coupon Payment - Australian Factoring Co	0.00	339.73	0.00	109,253.52
17/02/2021	FundBpo BGCPAYC211049 BGC Coupon Payment - National Australia Bank	0.00	257.69	0.00	109,511.21
26/02/2021	MACQUARIE CMA INTEREST PAID	0.00	10.07	0.00	109,521.28
04/03/2021	FundBpo AFC 8% 29Oct22 BGC Coupon Payment - Australian Factoring Co	0.00	328.76	0.00	109,850.04
05/03/2021	AAS SVC FEE	0.00	0.00	275.00	109,575.04
05/03/2021	FundBpo JEMNSW-IIA-28Nov35 BGC Coupon Payment - JEM	0.00	905.22	0.00	110,480.26
11/03/2021	PRECISION CH PASCH2103080001137	0.00	767.98	0.00	111,248.24
11/03/2021	PRECISION CH PASCH2103080001151	0.00	1,194.33	0.00	112,442.57
18/03/2021	FundBpo ASCF-A FCB 12Sep23 BGC Coupon Payment - Australian Secure Capital Fund	0.00	1,012.50	0.00	113,455.07
26/03/2021	FundBpo PIOCRES-FRN-22Mar23 BGC Coupon Payment - Pioneer Credit Union	0.00	895.24	0.00	114,350.31
29/03/2021	BPAY TO TAX OFFICE PAYMENTS ATO PAYG	0.00	0.00	1,164.00	113,186.31

Date	Description	Quantity	Debits	Credits	Balance
31/03/2021	FundBpo AFC 8% 29Oct22 BGC Coupon Payment - Australian Factoring Co	0.00	317.81	0.00	113,504.12
31/03/2021	MACQUARIE CMA INTEREST PAID	0.00	11.41	0.00	113,515.53
01/04/2021	AAS SVC FEE	0.00	0.00	275.00	113,240.53
01/04/2021	PRECISION CH PASCH2103290002607	0.00	1,215.93	0.00	114,456.46
06/04/2021	FundBpo Pallas FCB 31Dec24	0.00	1,027.40	0.00	115,483.86
30/04/2021	MACQUARIE CMA INTEREST PAID	0.00	11.38	0.00	115,495.24
05/05/2021	AAS SVC FEE	0.00	0.00	275.00	115,220.24
06/05/2021	FundBpo AFC 8% 29Oct22	0.00	339.72	0.00	115,559.96
06/05/2021	PRECISION CH PASCH2105010000411	0.00	1,147.40	0.00	116,707.36
19/05/2021	FundBpo CBAAU FRN PERP USD	0.00	61.22	0.00	116,768.58
25/05/2021	BPAY TO TAX OFFICE PAYMENTS	0.00	0.00	1,164.00	115,604.58
31/05/2021	MACQUARIE CMA INTEREST PAID	0.00	11.81	0.00	115,616.39
04/06/2021	AAS SVC FEE	0.00	0.00	275.00	115,341.39
07/06/2021	FundBpo AFC 8% 29Oct22	0.00	328.77	0.00	115,670.16
07/06/2021	PRECISION CH PASCH2106010005069	0.00	11,124.23	0.00	126,794.39
10/06/2021	FundBpo JEMNSW-IIA-28Nov35	0.00	910.63	0.00	127,705.02
17/06/2021	FundBpo ASCF-A FCB 12Sep23	0.00	1,012.50	0.00	128,717.52
25/06/2021	FundBpo PIOCRES-FRN-22Mar23	0.00	917.54	0.00	129,635.06
30/06/2021	MACQUARIE CMA INTEREST PAID	0.00	12.42	0.00	129,647.48

Date	Description	Quantity	Debits	Credits	Balance
30/06/2021	Closing Balance	0.00	0.00	0.00	129,647.48
Other Assets - Unsettled Trades / Acquisitions / Other Fixed Interest Securities / CBAAU 6.86 09Nov27/32					
01/07/2020	Opening Balance	0.00	0.00	0.00	0.00
16/02/2021	Listed Security Purchase	0.00	0.00	36,441.90	36,441.90
17/02/2021	Listed Security Purchase	0.00	36,441.90	0.00	0.00
30/06/2021	Closing Balance	0.00	0.00	0.00	0.00
Other Assets - Unsettled Trades / Acquisitions / Other Fixed Interest Securities / One Management Investment Funds Ltd					
01/07/2020	Opening Balance	0.00	0.00	0.00	0.00
07/04/2021	Listed Security Purchase	0.00	0.00	40,278.80	40,278.80
09/04/2021	Listed Security Purchase	0.00	40,278.80	0.00	0.00
30/06/2021	Closing Balance	0.00	0.00	0.00	0.00
Other Assets - Unsettled Trades / Acquisitions / Other Fixed Interest Securities / Pallas Capital					
01/07/2020	Opening Balance	0.00	0.00	0.00	0.00
17/12/2020	Listed Security Purchase	0.00	0.00	50,000.00	50,000.00
21/12/2020	Listed Security Purchase	0.00	50,000.00	0.00	0.00
30/06/2021	Closing Balance	0.00	0.00	0.00	0.00
Other Assets - Unsettled Trades / Disposals / Other Fixed Interest Securities / National Australia Bank Ltd - Hybrid 3-Bbsw+1.25%					
01/07/2020	Opening Balance	0.00	0.00	0.00	0.00
15/02/2021	Listed Security Sale	0.00	0.00	80,500.00	80,500.00
15/02/2021	Listed Security Sale	0.00	80,500.00	0.00	0.00

Date	Description	Quantity	Debits	Credits	Balance
30/06/2021	Closing Balance	0.00	0.00	0.00	0.00
Other Assets - Unsettled Trades / Disposals / Other Fixed Interest Securities / NEXTDC Ltd					
01/07/2020	Opening Balance	0.00	0.00	0.00	0.00
09/12/2020	Listed Security Sale	0.00	0.00	50,625.00	50,625.00
09/12/2020	Listed Security Sale	0.00	50,625.00	0.00	0.00
30/06/2021	Closing Balance	0.00	0.00	0.00	0.00
Other Assets - Receivables / Investment Income Receivable / General Taxable Income / Other Fixed Interest Securities / Pioneer Credit Ltd					
01/07/2020	Opening Balance	0.00	0.00	0.00	0.00
02/10/2020	SAME DAY DEPOSIT PROUD SELF MANAGED SUPE MINT Credit Advice - Consent Fee re Pioneer Credit Ltd July Special Resolution	0.00	0.00	250.00	250.00
02/10/2020	SAME DAY DEPOSIT PROUD SELF MANAGED SUPE MINT Credit Advice - Consent Fee re Pioneer Credit Ltd July Special Resolution	0.00	250.00	0.00	0.00
30/06/2021	Closing Balance	0.00	0.00	0.00	0.00
Other Assets - Receivables / Investment Income Receivable / Interest / Cash At Bank / Macquarie Cash Management Account					
01/07/2020	Opening Balance	0.00	0.00	0.00	0.00
31/07/2020	MACQUARIE CMA INTEREST PAID	0.00	0.00	4.02	4.02
31/07/2020	MACQUARIE CMA INTEREST PAID	0.00	4.02	0.00	0.00
31/08/2020	MACQUARIE CMA INTEREST PAID	0.00	0.00	4.02	4.02
31/08/2020	MACQUARIE CMA INTEREST PAID	0.00	4.02	0.00	0.00

Date	Description	Quantity	Debits	Credits	Balance
30/09/2020	MACQUARIE CMA INTEREST PAID	0.00	0.00	3.90	3.90
30/09/2020	MACQUARIE CMA INTEREST PAID	0.00	3.90	0.00	0.00
31/12/2020	MACQUARIE CMA INTEREST PAID	0.00	0.00	23.81	23.81
31/12/2020	MACQUARIE CMA INTEREST PAID	0.00	23.81	0.00	0.00
29/01/2021	MACQUARIE CMA INTEREST PAID	0.00	0.00	12.22	12.22
29/01/2021	MACQUARIE CMA INTEREST PAID	0.00	12.22	0.00	0.00
26/02/2021	MACQUARIE CMA INTEREST PAID	0.00	0.00	10.07	10.07
26/02/2021	MACQUARIE CMA INTEREST PAID	0.00	10.07	0.00	0.00
31/03/2021	MACQUARIE CMA INTEREST PAID	0.00	0.00	11.41	11.41
31/03/2021	MACQUARIE CMA INTEREST PAID	0.00	11.41	0.00	0.00
30/04/2021	MACQUARIE CMA INTEREST PAID	0.00	0.00	11.38	11.38
30/04/2021	MACQUARIE CMA INTEREST PAID	0.00	11.38	0.00	0.00
31/05/2021	MACQUARIE CMA INTEREST PAID	0.00	0.00	11.81	11.81
31/05/2021	MACQUARIE CMA INTEREST PAID	0.00	11.81	0.00	0.00
30/06/2021	MACQUARIE CMA INTEREST PAID	0.00	0.00	12.42	12.42
30/06/2021	MACQUARIE CMA INTEREST PAID	0.00	12.42	0.00	0.00
30/06/2021	Closing Balance	0.00	0.00	0.00	0.00
Other Assets - Receivables / Investment Income Receivable / Interest / Other Fixed Interest Securities / Australian Factoring Company					
01/07/2020	Opening Balance	0.00	0.00	0.00	0.00
29/07/2020	Coupon receipt: AFC 8'X« 29Oct22	0.00	0.00	328.75	328.75

Date	Description	Quantity	Debits	Credits	Balance
29/07/2020	Coupon receipt: AFC 8'X« 29Oct22	0.00	328.75	0.00	0.00
31/08/2020	Coupon receipt: AFC 8'« 29Oct22	0.00	0.00	339.75	339.75
31/08/2020	Coupon receipt: AFC 8'« 29Oct22	0.00	339.75	0.00	0.00
29/09/2020	Coupon receipt: AFC 8% 29Oct22	0.00	0.00	339.75	339.75
29/09/2020	Coupon receipt: AFC 8% 29Oct22	0.00	339.75	0.00	0.00
29/10/2020	Coupon receipt: AFC 8% 29Oct22	0.00	0.00	328.75	328.75
29/10/2020	Coupon receipt: AFC 8% 29Oct22	0.00	328.75	0.00	0.00
30/11/2020	Coupon receipt: AFC 8% 29Oct22	0.00	0.00	339.73	339.73
30/11/2020	Coupon receipt: AFC 8% 29Oct22	0.00	339.73	0.00	0.00
29/12/2020	Coupon receipt: AFC 8% 29Oct22	0.00	0.00	328.77	328.77
29/12/2020	Coupon receipt: AFC 8% 29Oct22	0.00	328.77	0.00	0.00
29/01/2021	Coupon receipt: AFC 8% 29Oct22	0.00	0.00	339.73	339.73
29/01/2021	Coupon receipt: AFC 8% 29Oct22	0.00	339.73	0.00	0.00
02/03/2021	Coupon receipt: AFC 8% 29Oct22	0.00	0.00	328.76	328.76
02/03/2021	Coupon receipt: AFC 8% 29Oct22	0.00	328.76	0.00	0.00
29/03/2021	Coupon receipt: AFC 8% 29Oct22	0.00	0.00	317.81	317.81
29/03/2021	Coupon receipt: AFC 8% 29Oct22	0.00	317.81	0.00	0.00
29/04/2021	Coupon receipt: AFC 8'« 29Oct22	0.00	0.00	339.72	339.72
29/04/2021	Coupon receipt: AFC 8'« 29Oct22	0.00	339.72	0.00	0.00
03/06/2021	Coupon receipt: AFC 8% 29Oct22	0.00	0.00	328.77	328.77

Date	Description	Quantity	Debits	Credits	Balance
03/06/2021	Coupon receipt: AFC 8% 29Oct22	0.00	328.77	0.00	0.00
30/06/2021	Closing Balance	0.00	0.00	0.00	0.00
Other Assets - Receivables / Investment Income Receivable / Interest / Other Fixed Interest Securities / Australian Secure Capital Fund					
01/07/2020	Opening Balance	0.00	0.00	0.00	0.00
14/09/2020	Coupon receipt: ASCF-A 9.00'X« 12Sep23	0.00	0.00	1,012.50	1,012.50
14/09/2020	Coupon receipt: ASCF-A 9.00'X« 12Sep23	0.00	1,012.50	0.00	0.00
14/12/2020	Coupon receipt: ASCF-A 9.00% 12Sep23	0.00	0.00	1,012.50	1,012.50
14/12/2020	Coupon receipt: ASCF-A 9.00% 12Sep23	0.00	1,012.50	0.00	0.00
15/03/2021	Coupon receipt: ASCF-A 9.00'« 12Sep23	0.00	0.00	1,012.50	1,012.50
15/03/2021	Coupon receipt: ASCF-A 9.00'« 12Sep23	0.00	1,012.50	0.00	0.00
15/06/2021	Coupon receipt: ASCF-A 9.00% 12Sep23	0.00	0.00	1,012.50	1,012.50
15/06/2021	Coupon receipt: ASCF-A 9.00% 12Sep23	0.00	1,012.50	0.00	0.00
30/06/2021	Closing Balance	0.00	0.00	0.00	0.00
Other Assets - Receivables / Investment Income Receivable / Interest / Other Fixed Interest Securities / CBAAU 6.86 09Nov27/32					
01/07/2020	Opening Balance	0.00	0.00	0.00	0.00
30/04/2021	Coupon receipt: CBAAU L 0.0625% PERP	0.00	61.22	0.00	61.22
14/05/2021	Coupon receipt: CBAAU L 0.0625% PERP	0.00	0.00	61.22	0.00
30/06/2021	Closing Balance	0.00	0.00	0.00	0.00
Other Assets - Receivables / Investment Income Receivable / Interest / Other Fixed Interest Securities / JEM NSW Schools II Pty Ltd					
01/07/2020	Opening Balance	0.00	0.00	0.00	0.00

Date	Description	Quantity	Debits	Credits	Balance
28/08/2020	Coupon receipt: JEMNSW-IIA-28Nov35	0.00	0.00	501.43	501.43
28/08/2020	Coupon receipt: JEMNSW-IIA-28Nov35	0.00	501.43	0.00	0.00
02/12/2020	Coupon receipt: JEMNSW-IIA-28Nov35	0.00	0.00	498.25	498.25
02/12/2020	Coupon receipt: JEMNSW-IIA-28Nov35	0.00	498.25	0.00	0.00
01/03/2021	Coupon receipt: JEMNSW-IIA-28Nov35	0.00	0.00	499.74	499.74
01/03/2021	Coupon receipt: JEMNSW-IIA-28Nov35	0.00	499.74	0.00	0.00
28/05/2021	Coupon receipt: JEMNSW-IIA-28Nov35	0.00	0.00	501.98	501.98
28/05/2021	Coupon receipt: JEMNSW-IIA-28Nov35	0.00	501.98	0.00	0.00
30/06/2021	Closing Balance	0.00	0.00	0.00	0.00
Other Assets - Receivables / Investment Income Receivable / Interest / Other Fixed Interest Securities / National Australia Bank Ltd - Hybrid 3-Bbsw+1.25%					
01/07/2020	Opening Balance	0.00	0.00	0.00	0.00
18/08/2020	Coupon receipt: NABHA BBSW+1.25% Perpetual	0.00	0.00	273.50	273.50
18/08/2020	Coupon receipt: NABHA BBSW+1.25% Perpetual	0.00	273.50	0.00	0.00
16/11/2020	Coupon receipt: NABHA BBSW+1.25% Perpetual	0.00	0.00	273.92	273.92
16/11/2020	Coupon receipt: NABHA BBSW+1.25% Perpetual	0.00	273.92	0.00	0.00
15/02/2021	Coupon receipt: NABHA BBSW+1.25'X» Perpetual	0.00	0.00	257.69	257.69
15/02/2021	Coupon receipt: NABHA BBSW+1.25'X» Perpetual	0.00	257.69	0.00	0.00

Date	Description	Quantity	Debits	Credits	Balance
30/06/2021	Closing Balance	0.00	0.00	0.00	0.00
Other Assets - Receivables / Investment Income Receivable / Interest / Other Fixed Interest Securities / NEXTDC Ltd					
01/07/2020	Opening Balance	0.00	0.00	0.00	0.00
09/12/2020	Coupon receipt: NXTAU 6.00% 09JUN22	0.00	0.00	1,500.00	1,500.00
09/12/2020	Coupon receipt: NXTAU 6.00% 09JUN22	0.00	1,500.00	0.00	0.00
30/06/2021	Closing Balance	0.00	0.00	0.00	0.00
Other Assets - Receivables / Investment Income Receivable / Interest / Other Fixed Interest Securities / Pallas Capital					
01/07/2020	Opening Balance	0.00	0.00	0.00	0.00
31/03/2021	Coupon receipt: Pallas 7.50% 31Dec24	0.00	0.00	1,027.40	1,027.40
31/03/2021	Coupon receipt: Pallas 7.50% 31Dec24	0.00	1,027.40	0.00	0.00
30/06/2021	Coupon receipt: Pallas 7.50% 31Dec24	0.00	0.00	937.50	937.50
30/06/2021	Coupon receipt: Pallas 7.50% 31Dec24	0.00	937.50	0.00	0.00
30/06/2021	Closing Balance	0.00	0.00	0.00	0.00
Other Assets - Receivables / Investment Income Receivable / Interest / Other Fixed Interest Securities / Pioneer Credit Ltd					
01/07/2020	Opening Balance	0.00	0.00	0.00	0.00
22/09/2020	Coupon receipt: PIOCRES BBSW+7.25% 22Mar23	0.00	0.00	674.85	674.85
22/09/2020	Coupon receipt: PIOCRES BBSW+7.25% 22Mar23	0.00	674.85	0.00	0.00
22/12/2020	Coupon receipt: PIOCRES BBSW+7.25% 22Mar23	0.00	0.00	18.37	18.37

Date	Description	Quantity	Debits	Credits	Balance
22/12/2020	Coupon receipt: PIOCRES BBSW+7.25% 22Mar23	0.00	18.37	0.00	0.00
24/12/2020	Coupon receipt: PIOCRES BBSW+7.25% 22Mar23	0.00	0.00	893.87	893.87
24/12/2020	Coupon receipt: PIOCRES BBSW+7.25% 22Mar23	0.00	893.87	0.00	0.00
22/03/2021	Coupon receipt: PIOCRES BBSW+7.25% 22Mar23	0.00	0.00	895.24	895.24
22/03/2021	Coupon receipt: PIOCRES BBSW+7.25% 22Mar23	0.00	895.24	0.00	0.00
22/06/2021	Coupon receipt: PIOCRES BBSW+7.25% 22Mar23	0.00	0.00	917.54	917.54
22/06/2021	Coupon receipt: PIOCRES BBSW+7.25% 22Mar23	0.00	917.54	0.00	0.00
30/06/2021	Closing Balance	0.00	0.00	0.00	0.00
Other Assets - Receivables / Member Income Receivable / Contributions / Mr Garry Proud					
01/07/2020	Opening Balance	0.00	0.00	0.00	0.00
14/07/2020	Contribution Received	0.00	0.00	908.00	908.00
14/07/2020	PRECISION CH PASCH2007080004394	0.00	908.00	0.00	0.00
11/08/2020	Contribution Received	0.00	0.00	986.40	986.40
11/08/2020	PRECISION CH PASCH2008050004564	0.00	986.40	0.00	0.00
04/09/2020	Contribution Received	0.00	0.00	908.00	908.00
04/09/2020	PRECISION CH PASCH2008310003785	0.00	908.00	0.00	0.00
16/10/2020	Contribution Received	0.00	0.00	1,286.40	1,286.40

Date	Description	Quantity	Debits	Credits	Balance
16/10/2020	PRECISION CH PASCH2010130001623	0.00	1,286.40	0.00	0.00
06/11/2020	Contribution Received	0.00	0.00	986.40	986.40
06/11/2020	PRECISION CH PASCH2011020005161	0.00	986.40	0.00	0.00
29/01/2021	Contribution Received	0.00	0.00	486.40	486.40
29/01/2021	Contribution Received	0.00	0.00	608.00	1,094.40
29/01/2021	PRECISION CH PASCH2101230000390	0.00	608.00	0.00	486.40
29/01/2021	PRECISION CH PASCH2101230000393	0.00	486.40	0.00	0.00
11/03/2021	Contribution Received	0.00	0.00	1,272.80	1,272.80
11/03/2021	PRECISION CH PASCH2103080001151	0.00	1,272.80	0.00	0.00
01/04/2021	Contribution Received	0.00	0.00	808.00	808.00
01/04/2021	PRECISION CH PASCH2103290002607	0.00	808.00	0.00	0.00
06/05/2021	Contribution Received	0.00	0.00	786.40	786.40
06/05/2021	PRECISION CH PASCH2105010000411	0.00	786.40	0.00	0.00
07/06/2021	Contribution Received	0.00	0.00	5,608.00	5,608.00
07/06/2021	PRECISION CH PASCH2106010005069	0.00	5,608.00	0.00	0.00
30/06/2021	Closing Balance	0.00	0.00	0.00	0.00
Other Assets - Receivables / Member Income Receivable / Contributions / Ms Tanya Proud					
01/07/2020	Opening Balance	0.00	0.00	0.00	0.00
14/07/2020	Contribution Received	0.00	0.00	512.62	512.62
14/07/2020	PRECISION CH PASCH2007080004394	0.00	512.62	0.00	0.00

Date	Description	Quantity	Debits	Credits	Balance
11/08/2020	Contribution Received	0.00	0.00	433.20	433.20
11/08/2020	PRECISION CH PASCH2008050004564	0.00	433.20	0.00	0.00
04/09/2020	Contribution Received	0.00	0.00	573.99	573.99
04/09/2020	PRECISION CH PASCH2008310003785	0.00	573.99	0.00	0.00
13/10/2020	Contribution Received	0.00	0.00	3,500.00	3,500.00
13/10/2020	Tanya Proud TANYAPersonalContr	0.00	3,500.00	0.00	0.00
16/10/2020	Contribution Received	0.00	0.00	465.69	465.69
16/10/2020	PRECISION CH PASCH2010130001623	0.00	465.69	0.00	0.00
06/11/2020	Contribution Received	0.00	0.00	447.64	447.64
06/11/2020	PRECISION CH PASCH2011020005161	0.00	447.64	0.00	0.00
29/01/2021	Contribution Received	0.00	0.00	490.96	490.96
29/01/2021	Contribution Received	0.00	0.00	566.77	1,057.73
29/01/2021	PRECISION CH PASCH2101230000390	0.00	566.77	0.00	490.96
29/01/2021	PRECISION CH PASCH2101230000393	0.00	490.96	0.00	0.00
11/03/2021	Contribution Received	0.00	0.00	689.51	689.51
11/03/2021	PRECISION CH PASCH2103080001151	0.00	689.51	0.00	0.00
01/04/2021	Contribution Received	0.00	0.00	407.93	407.93
01/04/2021	PRECISION CH PASCH2103290002607	0.00	407.93	0.00	0.00
06/05/2021	Contribution Received	0.00	0.00	361.00	361.00
06/05/2021	PRECISION CH PASCH2105010000411	0.00	361.00	0.00	0.00

Date	Description	Quantity	Debits	Credits	Balance
07/06/2021	Contribution Received	0.00	0.00	5,516.23	5,516.23
07/06/2021	PRECISION CH PASCH2106010005069	0.00	5,516.23	0.00	0.00
30/06/2021	Closing Balance	0.00	0.00	0.00	0.00
Other Assets - Receivables / Capital Return Receivable / Other Fixed Interest Securities / JEM NSW Schools II Pty Ltd					
01/07/2020	Opening Balance	0.00	0.00	0.00	0.00
28/08/2020	SAME DAY DEPOSIT PROUD SELF MANAGED SUPE MINT Coupon Payment - JEM NSW Schools II Pty Ltd	0.00	0.00	399.20	399.20
02/09/2020	SAME DAY DEPOSIT PROUD SELF MANAGED SUPE MINT Coupon Payment - JEM NSW Schools II Pty Ltd	0.00	399.20	0.00	0.00
02/12/2020	FundBpo BGCPAYC192156 BGC Coupon Payment - JEM NSW Schools II Pty Ltd	0.00	0.00	402.33	402.33
09/12/2020	FundBpo BGCPAYC192156 BGC Coupon Payment - JEM NSW Schools II Pty Ltd	0.00	402.33	0.00	0.00
01/03/2021	FundBpo JEMNSW-IIA-28Nov35 BGC Coupon Payment - JEM	0.00	0.00	405.48	405.48
05/03/2021	FundBpo JEMNSW-IIA-28Nov35 BGC Coupon Payment - JEM	0.00	405.48	0.00	0.00
28/05/2021	FundBpo JEMNSW-IIA-28Nov35	0.00	0.00	408.65	408.65
10/06/2021	FundBpo JEMNSW-IIA-28Nov35	0.00	408.65	0.00	0.00
30/06/2021	Closing Balance	0.00	0.00	0.00	0.00
Other Assets - Receivables / Sundry Debtors / Rebate					
01/07/2020	Opening Balance	0.00	0.00	0.00	0.00
02/07/2020	REBATE OF ADVISER COMMISSION	0.00	0.00	19.14	19.14

Date	Description	Quantity	Debits	Credits	Balance
02/07/2020	REBATE OF ADVISER COMMISSION	0.00	19.14	0.00	0.00
04/08/2020	REBATE OF ADVISER COMMISSION	0.00	0.00	20.15	20.15
04/08/2020	REBATE OF ADVISER COMMISSION	0.00	20.15	0.00	0.00
02/09/2020	REBATE OF ADVISER COMMISSION	0.00	0.00	20.01	20.01
02/09/2020	REBATE OF ADVISER COMMISSION	0.00	20.01	0.00	0.00
02/10/2020	REBATE OF ADVISER COMMISSION	0.00	0.00	19.50	19.50
02/10/2020	REBATE OF ADVISER COMMISSION	0.00	19.50	0.00	0.00
03/11/2020	REBATE OF ADVISER COMMISSION	0.00	0.00	21.02	21.02
03/11/2020	REBATE OF ADVISER COMMISSION	0.00	21.02	0.00	0.00
02/12/2020	REBATE OF ADVISER COMMISSION	0.00	0.00	20.87	20.87
02/12/2020	REBATE OF ADVISER COMMISSION	0.00	20.87	0.00	0.00
30/06/2021	Closing Balance	0.00	0.00	0.00	0.00
Other Creditors and Accruals / Accountancy Fee					
01/07/2020	Opening Balance	0.00	0.00	0.00	0.00
08/07/2020	TRANSACT FUNDS TFR TO KDF ACCOUNTANTS	0.00	0.00	2,244.00	2,244.00
08/07/2020	TRANSACT FUNDS TFR TO KDF ACCOUNTANTS	0.00	2,244.00	0.00	0.00
30/06/2021	Closing Balance	0.00	0.00	0.00	0.00
Other Creditors and Accruals / Adviser Fee					
01/07/2020	Opening Balance	0.00	0.00	0.00	0.00

Date	Description	Quantity	Debits	Credits	Balance
03/07/2020	AAS SVC FEE	0.00	0.00	275.00	275.00
03/07/2020	AAS SVC FEE	0.00	275.00	0.00	0.00
05/08/2020	AAS SVC FEE	0.00	0.00	275.00	275.00
05/08/2020	AAS SVC FEE	0.00	275.00	0.00	0.00
04/09/2020	AAS SVC FEE	0.00	0.00	275.00	275.00
04/09/2020	AAS SVC FEE	0.00	275.00	0.00	0.00
05/10/2020	AAS SVC FEE	0.00	0.00	275.00	275.00
05/10/2020	AAS SVC FEE	0.00	275.00	0.00	0.00
05/11/2020	AAS SVC FEE	0.00	0.00	275.00	275.00
05/11/2020	AAS SVC FEE	0.00	275.00	0.00	0.00
04/12/2020	AAS SVC FEE	0.00	0.00	275.00	275.00
04/12/2020	AAS SVC FEE	0.00	275.00	0.00	0.00
05/01/2021	AAS SVC FEE	0.00	0.00	275.00	275.00
05/01/2021	AAS SVC FEE	0.00	275.00	0.00	0.00
05/02/2021	AAS SVC FEE	0.00	0.00	275.00	275.00
05/02/2021	AAS SVC FEE	0.00	275.00	0.00	0.00
05/03/2021	AAS SVC FEE	0.00	0.00	275.00	275.00
05/03/2021	AAS SVC FEE	0.00	275.00	0.00	0.00
01/04/2021	AAS SVC FEE	0.00	0.00	275.00	275.00
01/04/2021	AAS SVC FEE	0.00	275.00	0.00	0.00

Date	Description	Quantity	Debits	Credits	Balance
05/05/2021	AAS SVC FEE	0.00	0.00	275.00	275.00
05/05/2021	AAS SVC FEE	0.00	275.00	0.00	0.00
04/06/2021	AAS SVC FEE	0.00	0.00	275.00	275.00
04/06/2021	AAS SVC FEE	0.00	275.00	0.00	0.00
30/06/2021	Closing Balance	0.00	0.00	0.00	0.00
Other Creditors and Accruals / ASIC Fee					
01/07/2020	Opening Balance	0.00	0.00	0.00	0.00
28/08/2020	BPAY TO ASIC Annual Review	0.00	0.00	54.00	54.00
28/08/2020	BPAY TO ASIC Annual Review	0.00	54.00	0.00	0.00
30/06/2021	Closing Balance	0.00	0.00	0.00	0.00
Other Creditors and Accruals / Auditor Fee					
01/07/2020	Opening Balance	0.00	0.00	0.00	0.00
18/09/2020	TRANSACT FUNDS TFR TO THE REAL ISSUE PTY SMSF Audit 30th June	0.00	0.00	595.00	595.00
18/09/2020	TRANSACT FUNDS TFR TO THE REAL ISSUE PTY SMSF Audit 30th June	0.00	595.00	0.00	0.00
30/06/2021	Closing Balance	0.00	0.00	0.00	0.00
Other Creditors and Accruals / Fine					
01/07/2020	Opening Balance	0.00	0.00	0.00	0.00
28/08/2020	BPAY TO ASIC Annual Review	0.00	0.00	338.00	338.00
28/08/2020	BPAY TO ASIC Annual Review	0.00	338.00	0.00	0.00

Date	Description	Quantity	Debits	Credits	Balance
30/06/2021	Closing Balance	0.00	0.00	0.00	0.00
Income Tax Suspense					
01/07/2020	Opening Balance	0.00	0.00	0.00	0.00
18/08/2020	BPAY TO TAX OFFICE PAYMENTS	0.00	0.00	4,095.65	4,095.65
18/08/2020	BPAY TO TAX OFFICE PAYMENTS	0.00	4,095.65	0.00	0.00
30/06/2021	Closing Balance	0.00	0.00	0.00	0.00
Income Tax Payable / Income Tax Payable					
01/07/2020	Opening Balance	0.00	0.00	0.00	3,836.65
01/07/2020	Fund Tax Finalisation	0.00	0.00	3,801.95	7,638.60
18/08/2020	BPAY TO TAX OFFICE PAYMENTS	0.00	3,836.65	0.00	3,801.95
30/06/2021	Closing Balance	0.00	0.00	0.00	3,801.95
Income Tax Payable / Provision for Income Tax					
01/07/2020	Opening Balance	0.00	0.00	0.00	4,051.95
01/07/2020	Fund Tax Finalisation	0.00	4,051.95	0.00	0.00
14/07/2020	Tax Effect Of Income	0.00	0.00	168.09	168.09
11/08/2020	Tax Effect Of Income	0.00	0.00	137.94	306.03
04/09/2020	Tax Effect Of Income	0.00	0.00	177.30	483.33
16/10/2020	Tax Effect Of Income	0.00	0.00	142.81	626.14
06/11/2020	Tax Effect Of Income	0.00	0.00	140.11	766.25
29/01/2021	Tax Effect Of Income	0.00	0.00	146.60	912.85

Date	Description	Quantity	Debits	Credits	Balance
29/01/2021	Tax Effect Of Income	0.00	0.00	176.22	1,089.07
11/03/2021	Tax Effect Of Income	0.00	0.00	249.35	1,338.42
01/04/2021	Tax Effect Of Income	0.00	0.00	152.39	1,490.81
06/05/2021	Tax Effect Of Income	0.00	0.00	127.11	1,617.92
07/06/2021	Tax Effect Of Income	0.00	0.00	168.63	1,786.55
30/06/2021	Tax Effect Of Income	0.00	0.00	3,851.80	5,638.35
30/06/2021	Closing Balance	0.00	0.00	0.00	5,638.35
Income Tax Payable / Withholding Credits / Other Fixed Interest Securities / Asymmetric Credit Partners Pty Ltd					
01/07/2020	Opening Balance	0.00	0.00	0.00	250.00
01/07/2020	Fund Tax Finalisation	0.00	0.00	250.00	0.00
30/06/2021	Closing Balance	0.00	0.00	0.00	0.00
Income Tax Payable / Income Tax Instalments Paid					
01/07/2020	Opening Balance	0.00	0.00	0.00	0.00
30/09/2020	BPAY TO TAX OFFICE PAYMENTS #tax	0.00	1,164.00	0.00	1,164.00
31/12/2020	BPAY TO TAX OFFICE PAYMENTS ATO PAYG	0.00	1,164.00	0.00	2,328.00
31/03/2021	BPAY TO TAX OFFICE PAYMENTS	0.00	1,164.00	0.00	3,492.00
30/06/2021	BPAY TO TAX OFFICE PAYMENTS PAYG instalment	0.00	1,164.00	0.00	4,656.00
30/06/2021	Closing Balance	0.00	0.00	0.00	4,656.00
Other Taxes Payable / Activity Statement Payable/Refundable					

Date	Description	Quantity	Debits	Credits	Balance
01/07/2020	Opening Balance	0.00	0.00	0.00	0.00
30/09/2020	BPAY TO TAX OFFICE PAYMENTS #tax	0.00	0.00	1,164.00	1,164.00
28/10/2020	BPAY TO TAX OFFICE PAYMENTS #tax	0.00	1,164.00	0.00	0.00
31/12/2020	BPAY TO TAX OFFICE PAYMENTS ATO PAYG	0.00	0.00	1,164.00	1,164.00
29/03/2021	BPAY TO TAX OFFICE PAYMENTS ATO PAYG	0.00	1,164.00	0.00	0.00
31/03/2021	BPAY TO TAX OFFICE PAYMENTS	0.00	0.00	1,164.00	1,164.00
25/05/2021	BPAY TO TAX OFFICE PAYMENTS	0.00	1,164.00	0.00	0.00
30/06/2021	BPAY TO TAX OFFICE PAYMENTS PAYG instalment	0.00	0.00	1,164.00	1,164.00
30/06/2021	Closing Balance	0.00	0.00	0.00	1,164.00
Fund Suspense / BGC Cash Account					
01/07/2020	Opening Balance	0.00	0.00	0.00	0.00
01/07/2020	Outbound transfer	0.00	0.00	339.75	339.75
01/07/2020	Outbound transfer	0.00	339.75	0.00	0.00
29/07/2020	Coupon receipt: AFC 8'X« 29Oct22	0.00	0.00	328.75	328.75
29/07/2020	Coupon receipt: AFC 8'X« 29Oct22	0.00	328.75	0.00	0.00
03/08/2020	Outbound transfer	0.00	0.00	328.75	328.75
03/08/2020	Outbound transfer	0.00	328.75	0.00	0.00
17/08/2020	Coupon receipt: NABHA BBSW+1.25'X» Perpetual	0.00	0.00	27.35	27.35

Date	Description	Quantity	Debits	Credits	Balance
18/08/2020	Coupon adjustment: NABHA BBSW+1.25% Perpetual	0.00	0.00	27.35	54.70
18/08/2020	Coupon adjustment: NABHA BBSW+1.25% Perpetual	0.00	27.35	0.00	27.35
18/08/2020	Coupon receipt: NABHA BBSW+1.25% Perpetual	0.00	0.00	273.50	300.85
18/08/2020	Coupon receipt: NABHA BBSW+1.25% Perpetual	0.00	273.50	0.00	27.35
18/08/2020	Coupon receipt: NABHA BBSW+1.25% X Perpetual	0.00	27.35	0.00	0.00
21/08/2020	Outbound transfer	0.00	0.00	273.50	273.50
21/08/2020	Outbound transfer	0.00	273.50	0.00	0.00
28/08/2020	Coupon receipt: JEMNSW-IIA-28Nov35	0.00	0.00	601.05	601.05
28/08/2020	Coupon receipt: JEMNSW-IIA-28Nov35	0.00	399.20	0.00	201.85
28/08/2020	Coupon receipt: JEMNSW-IIA-28Nov35	0.00	501.43	0.00	299.58
31/08/2020	Coupon receipt: AFC 8' « 29Oct22	0.00	0.00	339.75	40.17
31/08/2020	Coupon receipt: AFC 8' « 29Oct22	0.00	339.75	0.00	299.58
31/08/2020	Coupon receipt: JEMNSW-IIA-28Nov35	0.00	0.00	299.58	0.00
31/08/2020	Principal paydown: JEMNSW-IIA-28Nov35	0.00	0.00	299.58	299.58
31/08/2020	Principal paydown: JEMNSW-IIA-28Nov35	0.00	299.58	0.00	0.00
02/09/2020	Outbound transfer	0.00	0.00	900.63	900.63
02/09/2020	Outbound transfer	0.00	900.63	0.00	0.00
03/09/2020	Outbound transfer	0.00	0.00	339.75	339.75

Date	Description	Quantity	Debits	Credits	Balance
03/09/2020	Outbound transfer	0.00	339.75	0.00	0.00
14/09/2020	Coupon receipt: ASCF-A 9.00'X« 12Sep23	0.00	0.00	1,012.50	1,012.50
14/09/2020	Coupon receipt: ASCF-A 9.00'X« 12Sep23	0.00	1,012.50	0.00	0.00
17/09/2020	Outbound transfer	0.00	0.00	1,012.50	1,012.50
17/09/2020	Outbound transfer	0.00	1,012.50	0.00	0.00
22/09/2020	Coupon receipt: PIOCRES BBSW+7.25% 22Mar23	0.00	0.00	674.85	674.85
22/09/2020	Coupon receipt: PIOCRES BBSW+7.25% 22Mar23	0.00	674.85	0.00	0.00
25/09/2020	Outbound transfer	0.00	0.00	674.85	674.85
25/09/2020	Outbound transfer	0.00	674.85	0.00	0.00
29/09/2020	Coupon receipt: AFC 8% 29Oct22	0.00	0.00	339.75	339.75
29/09/2020	Coupon receipt: AFC 8% 29Oct22	0.00	339.75	0.00	0.00
02/10/2020	Consent Fee: PIOCRES BBSW+7.25% 22Mar23	0.00	0.00	250.00	250.00
02/10/2020	Consent Fee: PIOCRES BBSW+7.25% 22Mar23	0.00	250.00	0.00	0.00
02/10/2020	Outbound transfer	0.00	0.00	339.75	339.75
02/10/2020	Outbound transfer	0.00	339.75	0.00	0.00
08/10/2020	Outbound transfer	0.00	0.00	250.00	250.00
08/10/2020	Outbound transfer	0.00	250.00	0.00	0.00
29/10/2020	Coupon receipt: AFC 8% 29Oct22	0.00	0.00	328.75	328.75

Date	Description	Quantity	Debits	Credits	Balance
29/10/2020	Coupon receipt: AFC 8% 29Oct22	0.00	328.75	0.00	0.00
03/11/2020	Outbound transfer	0.00	0.00	328.75	328.75
03/11/2020	Outbound transfer	0.00	328.75	0.00	0.00
16/11/2020	Coupon receipt: NABHA BBSW+1.25% Perpetual	0.00	0.00	273.92	273.92
16/11/2020	Coupon receipt: NABHA BBSW+1.25% Perpetual	0.00	273.92	0.00	0.00
23/11/2020	Outbound transfer	0.00	273.92	0.00	273.92
25/11/2020	Inbound transfer	0.00	0.00	273.92	0.00
25/11/2020	Inbound transfer	0.00	273.92	0.00	273.92
25/11/2020	Outbound transfer	0.00	0.00	273.92	0.00
27/11/2020	Outbound transfer: Security Coupon: NABHA BBSW+1.25% Perpetual	0.00	0.00	273.92	273.92
27/11/2020	Outbound transfer: Security Coupon: NABHA BBSW+1.25% Perpetual	0.00	273.92	0.00	0.00
30/11/2020	Coupon receipt: AFC 8% 29Oct22	0.00	0.00	339.73	339.73
30/11/2020	Coupon receipt: AFC 8% 29Oct22	0.00	339.73	0.00	0.00
02/12/2020	Coupon receipt: JEMNSW-IIA-28Nov35	0.00	0.00	900.58	900.58
02/12/2020	Coupon receipt: JEMNSW-IIA-28Nov35	0.00	402.33	0.00	498.25
02/12/2020	Coupon receipt: JEMNSW-IIA-28Nov35	0.00	498.25	0.00	0.00
03/12/2020	Outbound transfer: Security Coupon: AFC 8% 29Oct22	0.00	0.00	339.73	339.73
03/12/2020	Outbound transfer: Security Coupon: AFC 8% 29Oct22	0.00	339.73	0.00	0.00

Date	Description	Quantity	Debits	Credits	Balance
09/12/2020	Coupon receipt: NXTAU 6.00% 09JUN22	0.00	0.00	1,500.00	1,500.00
09/12/2020	Coupon receipt: NXTAU 6.00% 09JUN22	0.00	1,500.00	0.00	0.00
09/12/2020	Outbound transfer: Security Coupon: JEMNSW-IIA-28Nov35	0.00	0.00	900.59	900.59
09/12/2020	Outbound transfer: Security Coupon: JEMNSW-IIA-28Nov35	0.00	900.59	0.00	0.00
09/12/2020	Security sale: NXTAU 6.00% 09JUN22	0.00	0.00	50,625.00	50,625.00
09/12/2020	Security sale: NXTAU 6.00% 09JUN22	0.00	50,625.00	0.00	0.00
14/12/2020	Coupon receipt: ASCF-A 9.00% 12Sep23	0.00	0.00	1,012.50	1,012.50
14/12/2020	Coupon receipt: ASCF-A 9.00% 12Sep23	0.00	1,012.50	0.00	0.00
14/12/2020	Outbound transfer: Security Call: NXTAU 6.00% 09JUN22	0.00	0.00	1,500.00	1,500.00
14/12/2020	Outbound transfer: Security Call: NXTAU 6.00% 09JUN22	0.00	1,500.00	0.00	0.00
21/12/2020	Outbound transfer: Security Call: NXTAU 6.00% 09JUN22	0.00	0.00	1,500.00	1,500.00
21/12/2020	Outbound transfer: Security Call: NXTAU 6.00% 09JUN22	0.00	1,500.00	0.00	0.00
21/12/2020	Security purchase: Pallas 7.50% 31Dec24	0.00	0.00	50,000.00	50,000.00
21/12/2020	Security purchase: Pallas 7.50% 31Dec24	0.00	50,000.00	0.00	0.00
22/12/2020	Coupon receipt: PIOCRES BBSW+7.25% 22Mar23	0.00	0.00	18.37	18.37
22/12/2020	Coupon receipt: PIOCRES BBSW+7.25% 22Mar23	0.00	18.37	0.00	0.00

Date	Description	Quantity	Debits	Credits	Balance
24/12/2020	Coupon receipt: PIOCRES BBSW+7.25% 22Mar23	0.00	0.00	893.87	893.87
24/12/2020	Coupon receipt: PIOCRES BBSW+7.25% 22Mar23	0.00	893.87	0.00	0.00
29/12/2020	Coupon receipt: AFC 8% 29Oct22	0.00	0.00	328.77	328.77
29/12/2020	Coupon receipt: AFC 8% 29Oct22	0.00	328.77	0.00	0.00
31/12/2020	Outbound transfer: Security Coupon: AFC 8% 29Oct22	0.00	0.00	328.76	328.76
31/12/2020	Outbound transfer: Security Coupon: AFC 8% 29Oct22	0.00	328.76	0.00	0.00
08/01/2021	Outbound transfer: Security Coupon: PIOCRES BBSW+7.25% 22Mar23	0.00	0.00	912.24	912.24
08/01/2021	Outbound transfer: Security Coupon: PIOCRES BBSW+7.25% 22Mar23	0.00	912.24	0.00	0.00
29/01/2021	Coupon receipt: AFC 8% 29Oct22	0.00	0.00	339.73	339.73
29/01/2021	Coupon receipt: AFC 8% 29Oct22	0.00	339.73	0.00	0.00
10/02/2021	Outbound transfer: Security Coupon: AFC 8% 29Oct22	0.00	0.00	339.73	339.73
10/02/2021	Outbound transfer: Security Coupon: AFC 8% 29Oct22	0.00	339.73	0.00	0.00
15/02/2021	Coupon receipt: NABHA BBSW+1.25% X» Perpetual	0.00	0.00	257.69	257.69
15/02/2021	Coupon receipt: NABHA BBSW+1.25% X» Perpetual	0.00	257.69	0.00	0.00
15/02/2021	Security redemption: NABHA BBSW+1.25% Perpetual	0.00	0.00	80,500.00	80,500.00

Date	Description	Quantity	Debits	Credits	Balance
15/02/2021	Security redemption: NABHA BBSW+1.25% Perpetual	0.00	80,500.00	0.00	0.00
17/02/2021	FX sale	0.00	0.00	36,441.90	36,441.90
17/02/2021	FX sale	0.00	36,441.90	0.00	0.00
17/02/2021	Outbound transfer: Security Call: NABHA BBSW+1.25% Perpetual	0.00	0.00	257.69	257.69
17/02/2021	Outbound transfer: Security Call: NABHA BBSW+1.25% Perpetual	0.00	257.69	0.00	0.00
01/03/2021	Coupon receipt: JEMNSW-IIA-28Nov35	0.00	0.00	905.22	905.22
01/03/2021	Coupon receipt: JEMNSW-IIA-28Nov35	0.00	405.48	0.00	499.74
01/03/2021	Coupon receipt: JEMNSW-IIA-28Nov35	0.00	499.74	0.00	0.00
02/03/2021	Coupon receipt: AFC 8% 29Oct22	0.00	0.00	328.76	328.76
02/03/2021	Coupon receipt: AFC 8% 29Oct22	0.00	328.76	0.00	0.00
04/03/2021	Outbound transfer: Security Coupon: AFC 8% 29Oct22	0.00	0.00	328.76	328.76
04/03/2021	Outbound transfer: Security Coupon: AFC 8% 29Oct22	0.00	328.76	0.00	0.00
05/03/2021	Outbound transfer: Security Coupon: JEMNSW-IIA-28Nov35	0.00	0.00	905.22	905.22
05/03/2021	Outbound transfer: Security Coupon: JEMNSW-IIA-28Nov35	0.00	905.22	0.00	0.00
15/03/2021	Coupon receipt: ASCF-A 9.00% 12Sep23	0.00	0.00	1,012.50	1,012.50
15/03/2021	Coupon receipt: ASCF-A 9.00% 12Sep23	0.00	1,012.50	0.00	0.00
18/03/2021	Outbound transfer: Security Coupon: ASCF-A 9.00% 12Sep23	0.00	0.00	1,012.50	1,012.50

Date	Description	Quantity	Debits	Credits	Balance
18/03/2021	Outbound transfer: Security Coupon: ASCF-A 9.00% 12Sep23	0.00	1,012.50	0.00	0.00
22/03/2021	Coupon receipt: PIOCRES BBSW+7.25% 22Mar23	0.00	0.00	895.24	895.24
22/03/2021	Coupon receipt: PIOCRES BBSW+7.25% 22Mar23	0.00	895.24	0.00	0.00
26/03/2021	Outbound transfer: Security Coupon: PIOCRES BBSW+7.25% 22Mar23	0.00	0.00	895.24	895.24
26/03/2021	Outbound transfer: Security Coupon: PIOCRES BBSW+7.25% 22Mar23	0.00	895.24	0.00	0.00
29/03/2021	Coupon receipt: AFC 8% 29Oct22	0.00	0.00	317.81	317.81
29/03/2021	Coupon receipt: AFC 8% 29Oct22	0.00	317.81	0.00	0.00
31/03/2021	Coupon receipt: Pallas 7.50% 31Dec24	0.00	0.00	1,027.40	1,027.40
31/03/2021	Coupon receipt: Pallas 7.50% 31Dec24	0.00	1,027.40	0.00	0.00
31/03/2021	Outbound transfer: Security Coupon: AFC 8% 29Oct22	0.00	0.00	317.81	317.81
31/03/2021	Outbound transfer: Security Coupon: AFC 8% 29Oct22	0.00	317.81	0.00	0.00
06/04/2021	Outbound transfer: Security Coupon: Pallas 7.50% 31Dec24	0.00	0.00	1,027.40	1,027.40
06/04/2021	Outbound transfer: Security Coupon: Pallas 7.50% 31Dec24	0.00	1,027.40	0.00	0.00
09/04/2021	Security purchase: AURA 8% 20Dec23	0.00	0.00	40,278.80	40,278.80
09/04/2021	Security purchase: AURA 8% 20Dec23	0.00	40,278.80	0.00	0.00
29/04/2021	Coupon receipt: AFC 8% 29Oct22	0.00	0.00	339.72	339.72

Date	Description	Quantity	Debits	Credits	Balance
29/04/2021	Coupon receipt: AFC 8% 29Oct22	0.00	339.72	0.00	0.00
06/05/2021	Outbound transfer: Security Coupon: AFC 8% 29Oct22	0.00	0.00	339.72	339.72
06/05/2021	Outbound transfer: Security Coupon: AFC 8% 29Oct22	0.00	339.72	0.00	0.00
14/05/2021	FX purchase	0.00	0.00	61.22	61.22
14/05/2021	FX purchase	0.00	61.22	0.00	0.00
19/05/2021	Outbound transfer: Security Coupon: CBAAU L+0.0625% PERP	0.00	0.00	61.22	61.22
19/05/2021	Outbound transfer: Security Coupon: CBAAU L+0.0625% PERP	0.00	61.22	0.00	0.00
28/05/2021	Coupon receipt: JEMNSW-IIA-28Nov35	0.00	0.00	910.63	910.63
28/05/2021	Coupon receipt: JEMNSW-IIA-28Nov35	0.00	408.65	0.00	501.98
28/05/2021	Coupon receipt: JEMNSW-IIA-28Nov35	0.00	501.98	0.00	0.00
03/06/2021	Coupon receipt: AFC 8% 29Oct22	0.00	0.00	328.77	328.77
03/06/2021	Coupon receipt: AFC 8% 29Oct22	0.00	328.77	0.00	0.00
07/06/2021	Outbound transfer: Security Coupon: AFC 8% 29Oct22	0.00	0.00	328.77	328.77
07/06/2021	Outbound transfer: Security Coupon: AFC 8% 29Oct22	0.00	328.77	0.00	0.00
10/06/2021	Outbound transfer: Security Coupon: JEMNSW-IIA-28Nov35	0.00	0.00	910.63	910.63
10/06/2021	Outbound transfer: Security Coupon: JEMNSW-IIA-28Nov35	0.00	910.63	0.00	0.00
15/06/2021	Coupon receipt: ASCF-A 9.00% 12Sep23	0.00	0.00	1,012.50	1,012.50

Date	Description	Quantity	Debits	Credits	Balance
15/06/2021	Coupon receipt: ASCF-A 9.00% 12Sep23	0.00	1,012.50	0.00	0.00
17/06/2021	Outbound transfer: Security Coupon: ASCF-A 9.00% 12Sep23	0.00	0.00	1,012.50	1,012.50
17/06/2021	Outbound transfer: Security Coupon: ASCF-A 9.00% 12Sep23	0.00	1,012.50	0.00	0.00
22/06/2021	Coupon receipt: PIOCRES BBSW+7.25% 22Mar23	0.00	0.00	917.54	917.54
22/06/2021	Coupon receipt: PIOCRES BBSW+7.25% 22Mar23	0.00	917.54	0.00	0.00
25/06/2021	Outbound transfer: Security Coupon: PIOCRES BBSW+7.25% 22Mar23	0.00	0.00	917.54	917.54
25/06/2021	Outbound transfer: Security Coupon: PIOCRES BBSW+7.25% 22Mar23	0.00	917.54	0.00	0.00
30/06/2021	Coupon receipt: Pallas 7.50% 31Dec24	0.00	0.00	937.50	937.50
30/06/2021	Coupon receipt: Pallas 7.50% 31Dec24	0.00	937.50	0.00	0.00
30/06/2021	Closing Balance	0.00	0.00	0.00	0.00
Fund Suspense / Macquarie Cash Management Account					
01/07/2020	Opening Balance	0.00	0.00	0.00	0.00
01/07/2020	SAME DAY DEPOSIT PROUD SELF MANAGED SUPE MINT Coupon Payment - Australian Factoring co	0.00	0.00	339.75	339.75
01/07/2020	SAME DAY DEPOSIT PROUD SELF MANAGED SUPE MINT Coupon Payment - Australian Factoring co	0.00	339.75	0.00	0.00
02/07/2020	REBATE OF ADVISER COMMISSION	0.00	0.00	19.14	19.14
02/07/2020	REBATE OF ADVISER COMMISSION	0.00	19.14	0.00	0.00

Date	Description	Quantity	Debits	Credits	Balance
03/07/2020	AAS SVC FEE	0.00	0.00	275.00	275.00
03/07/2020	AAS SVC FEE	0.00	275.00	0.00	0.00
08/07/2020	TRANSACT FUNDS TFR TO KDF ACCOUNTANTS	0.00	0.00	2,244.00	2,244.00
08/07/2020	TRANSACT FUNDS TFR TO KDF ACCOUNTANTS	0.00	2,244.00	0.00	0.00
14/07/2020	PRECISION CH PASCH2007080004394	0.00	0.00	1,420.62	1,420.62
14/07/2020	PRECISION CH PASCH2007080004394	0.00	1,420.62	0.00	0.00
31/07/2020	MACQUARIE CMA INTEREST PAID	0.00	0.00	4.02	4.02
31/07/2020	MACQUARIE CMA INTEREST PAID	0.00	4.02	0.00	0.00
03/08/2020	SAME DAY DEPOSIT PROUD SELF MANAGED SUPE MINT Coupon Payment - Australian Factoring Co	0.00	0.00	328.75	328.75
03/08/2020	SAME DAY DEPOSIT PROUD SELF MANAGED SUPE MINT Coupon Payment - Australian Factoring Co	0.00	328.75	0.00	0.00
04/08/2020	REBATE OF ADVISER COMMISSION	0.00	0.00	20.15	20.15
04/08/2020	REBATE OF ADVISER COMMISSION	0.00	20.15	0.00	0.00
05/08/2020	AAS SVC FEE	0.00	0.00	275.00	275.00
05/08/2020	AAS SVC FEE	0.00	275.00	0.00	0.00
11/08/2020	PRECISION CH PASCH2008050004564	0.00	0.00	1,419.60	1,419.60
11/08/2020	PRECISION CH PASCH2008050004564	0.00	1,419.60	0.00	0.00
18/08/2020	BPAY TO TAX OFFICE PAYMENTS	0.00	0.00	4,095.65	4,095.65
18/08/2020	BPAY TO TAX OFFICE PAYMENTS	0.00	4,095.65	0.00	0.00

Date	Description	Quantity	Debits	Credits	Balance
21/08/2020	SAME DAY DEPOSIT PROUD SELF MANAGED SUPE MINT Coupon Payment - National Australia Bank	0.00	0.00	273.50	273.50
21/08/2020	SAME DAY DEPOSIT PROUD SELF MANAGED SUPE MINT Coupon Payment - National Australia Bank	0.00	273.50	0.00	0.00
28/08/2020	BPAY TO ASIC Annual Review	0.00	0.00	54.00	54.00
28/08/2020	BPAY TO ASIC Annual Review	0.00	0.00	338.00	392.00
28/08/2020	BPAY TO ASIC Annual Review	0.00	392.00	0.00	0.00
31/08/2020	MACQUARIE CMA INTEREST PAID	0.00	0.00	4.02	4.02
31/08/2020	MACQUARIE CMA INTEREST PAID	0.00	4.02	0.00	0.00
02/09/2020	REBATE OF ADVISER COMMISSION	0.00	0.00	20.01	20.01
02/09/2020	REBATE OF ADVISER COMMISSION	0.00	20.01	0.00	0.00
02/09/2020	SAME DAY DEPOSIT PROUD SELF MANAGED SUPE MINT Coupon Payment - JEM NSW Schools II Pty Ltd	0.00	0.00	900.63	900.63
02/09/2020	SAME DAY DEPOSIT PROUD SELF MANAGED SUPE MINT Coupon Payment - JEM NSW Schools II Pty Ltd	0.00	900.63	0.00	0.00
03/09/2020	SAME DAY DEPOSIT PROUD SELF MANAGED SUPE MINT Coupon Payment - Australian Factoring Co	0.00	0.00	339.75	339.75
03/09/2020	SAME DAY DEPOSIT PROUD SELF MANAGED SUPE MINT Coupon Payment - Australian Factoring Co	0.00	339.75	0.00	0.00
04/09/2020	AAS SVC FEE	0.00	0.00	275.00	275.00
04/09/2020	AAS SVC FEE	0.00	275.00	0.00	0.00

Date	Description	Quantity	Debits	Credits	Balance
04/09/2020	PRECISION CH PASCH2008310003785	0.00	0.00	1,481.99	1,481.99
04/09/2020	PRECISION CH PASCH2008310003785	0.00	1,481.99	0.00	0.00
17/09/2020	SAME DAY DEPOSIT PROUD SELF MANAGED SUPE	0.00	0.00	1,012.50	1,012.50
17/09/2020	SAME DAY DEPOSIT PROUD SELF MANAGED SUPE	0.00	1,012.50	0.00	0.00
18/09/2020	TRANSACT FUNDS TFR TO THE REAL ISSUE PTY SMSF Audit 30th June	0.00	0.00	595.00	595.00
18/09/2020	TRANSACT FUNDS TFR TO THE REAL ISSUE PTY SMSF Audit 30th June	0.00	595.00	0.00	0.00
25/09/2020	SAME DAY DEPOSIT PROUD SELF MANAGED SUPE MINT Coupon Payment - Pioneer Credit Union	0.00	0.00	674.85	674.85
25/09/2020	SAME DAY DEPOSIT PROUD SELF MANAGED SUPE MINT Coupon Payment - Pioneer Credit Union	0.00	674.85	0.00	0.00
30/09/2020	MACQUARIE CMA INTEREST PAID	0.00	0.00	3.90	3.90
30/09/2020	MACQUARIE CMA INTEREST PAID	0.00	3.90	0.00	0.00
02/10/2020	REBATE OF ADVISER COMMISSION	0.00	0.00	19.50	19.50
02/10/2020	REBATE OF ADVISER COMMISSION	0.00	19.50	0.00	0.00
02/10/2020	SAME DAY DEPOSIT PROUD SELF MANAGED SUPE Mint Coupon Payment - Australian Factoring Co	0.00	0.00	339.75	339.75
02/10/2020	SAME DAY DEPOSIT PROUD SELF MANAGED SUPE Mint Coupon Payment - Australian Factoring Co	0.00	339.75	0.00	0.00
05/10/2020	AAS SVC FEE	0.00	0.00	275.00	275.00

Date	Description	Quantity	Debits	Credits	Balance
05/10/2020	AAS SVC FEE	0.00	275.00	0.00	0.00
08/10/2020	SAME DAY DEPOSIT PROUD SELF MANAGED SUPE MINT Credit Advice - Consent Fee re Pioneer Credit Ltd July Special Resolution	0.00	0.00	250.00	250.00
08/10/2020	SAME DAY DEPOSIT PROUD SELF MANAGED SUPE MINT Credit Advice - Consent Fee re Pioneer Credit Ltd July Special Resolution	0.00	250.00	0.00	0.00
13/10/2020	Tanya Proud TANYAPersonalContr	0.00	0.00	3,500.00	3,500.00
13/10/2020	Tanya Proud TANYAPersonalContr	0.00	3,500.00	0.00	0.00
16/10/2020	PRECISION CH PASCH2010130001623	0.00	0.00	1,752.09	1,752.09
16/10/2020	PRECISION CH PASCH2010130001623	0.00	1,752.09	0.00	0.00
28/10/2020	BPAY TO TAX OFFICE PAYMENTS #tax	0.00	0.00	1,164.00	1,164.00
28/10/2020	BPAY TO TAX OFFICE PAYMENTS #tax	0.00	1,164.00	0.00	0.00
03/11/2020	REBATE OF ADVISER COMMISSION	0.00	0.00	21.02	21.02
03/11/2020	REBATE OF ADVISER COMMISSION	0.00	21.02	0.00	0.00
03/11/2020	SAME DAY DEPOSIT PROUD SELF MANAGED SUPE MINT Coupon Payment - Australian Factoring Co	0.00	0.00	328.75	328.75
03/11/2020	SAME DAY DEPOSIT PROUD SELF MANAGED SUPE MINT Coupon Payment - Australian Factoring Co	0.00	328.75	0.00	0.00
05/11/2020	AAS SVC FEE	0.00	0.00	275.00	275.00
05/11/2020	AAS SVC FEE	0.00	275.00	0.00	0.00
06/11/2020	PRECISION CH PASCH2011020005161	0.00	0.00	1,434.04	1,434.04

Date	Description	Quantity	Debits	Credits	Balance
06/11/2020	PRECISION CH PASCH2011020005161	0.00	1,434.04	0.00	0.00
27/11/2020	FundBpo BGC_PAYC179514 BGC Coupon Payment - National Australia Bank	0.00	0.00	273.92	273.92
27/11/2020	FundBpo BGC_PAYC179514 BGC Coupon Payment - National Australia Bank	0.00	273.92	0.00	0.00
02/12/2020	REBATE OF ADVISER COMMISSION	0.00	0.00	20.87	20.87
02/12/2020	REBATE OF ADVISER COMMISSION	0.00	20.87	0.00	0.00
03/12/2020	FundBpo BGC_BGCPAYC186117 BGC Coupon Payment - Australian Factoring co	0.00	0.00	339.73	339.73
03/12/2020	FundBpo BGC_BGCPAYC186117 BGC Coupon Payment - Australian Factoring co	0.00	339.73	0.00	0.00
04/12/2020	AAS SVC FEE	0.00	0.00	275.00	275.00
04/12/2020	AAS SVC FEE	0.00	275.00	0.00	0.00
09/12/2020	FundBpo BGCPAYC192156 BGC Coupon Payment - JEM NSW Schools II Pty Ltd	0.00	0.00	900.59	900.59
09/12/2020	FundBpo BGCPAYC192156 BGC Coupon Payment - JEM NSW Schools II Pty Ltd	0.00	900.59	0.00	0.00
14/12/2020	FundBpo BGCPAYC193152 BGC Coupon Payment - NEXTDC Ltd	0.00	0.00	1,500.00	1,500.00
14/12/2020	FundBpo BGCPAYC193152 BGC Coupon Payment - NEXTDC Ltd	0.00	1,500.00	0.00	0.00
21/12/2020	FundBpo BGCPAYC193152 BGC Double up on NEXTDC Payment on 14.12.20	0.00	0.00	1,500.00	1,500.00
21/12/2020	FundBpo BGCPAYC193152 BGC Double up on NEXTDC Payment on 14.12.20	0.00	1,500.00	0.00	0.00
31/12/2020	FundBpo BGCPAYC196863 BGC Coupon Payment - Australian Factoring Co	0.00	0.00	328.76	328.76

Date	Description	Quantity	Debits	Credits	Balance
31/12/2020	FundBpo BGCPAYC196863 BGC Coupon Payment - Australian Factoring Co	0.00	328.76	0.00	0.00
31/12/2020	MACQUARIE CMA INTEREST PAID	0.00	0.00	23.81	23.81
31/12/2020	MACQUARIE CMA INTEREST PAID	0.00	23.81	0.00	0.00
05/01/2021	AAS SVC FEE	0.00	0.00	275.00	275.00
05/01/2021	AAS SVC FEE	0.00	275.00	0.00	0.00
08/01/2021	FundBpo BGCPAYC200503 BGC Coupon Payment - Pioneer Credit Union	0.00	0.00	912.24	912.24
08/01/2021	FundBpo BGCPAYC200503 BGC Coupon Payment - Pioneer Credit Union	0.00	912.24	0.00	0.00
29/01/2021	MACQUARIE CMA INTEREST PAID	0.00	0.00	12.22	12.22
29/01/2021	MACQUARIE CMA INTEREST PAID	0.00	12.22	0.00	0.00
29/01/2021	PRECISION CH PASCH2101230000390	0.00	0.00	1,174.77	1,174.77
29/01/2021	PRECISION CH PASCH2101230000390	0.00	1,174.77	0.00	0.00
29/01/2021	PRECISION CH PASCH2101230000393	0.00	0.00	977.36	977.36
29/01/2021	PRECISION CH PASCH2101230000393	0.00	977.36	0.00	0.00
05/02/2021	AAS SVC FEE	0.00	0.00	275.00	275.00
05/02/2021	AAS SVC FEE	0.00	275.00	0.00	0.00
10/02/2021	FundBpo BGCPAYC206004 BGC Coupon Payment - Australian Factoring Co	0.00	0.00	339.73	339.73
10/02/2021	FundBpo BGCPAYC206004 BGC Coupon Payment - Australian Factoring Co	0.00	339.73	0.00	0.00
17/02/2021	FundBpo BGCPAYC211049 BGC Coupon Payment - National Australia Bank	0.00	0.00	257.69	257.69

Date	Description	Quantity	Debits	Credits	Balance
17/02/2021	FundBpo BGCPAYC211049 BGC Coupon Payment - National Australia Bank	0.00	257.69	0.00	0.00
26/02/2021	MACQUARIE CMA INTEREST PAID	0.00	0.00	10.07	10.07
26/02/2021	MACQUARIE CMA INTEREST PAID	0.00	10.07	0.00	0.00
04/03/2021	FundBpo AFC 8% 29Oct22 BGC Coupon Payment - Australian Factoring Co	0.00	0.00	328.76	328.76
04/03/2021	FundBpo AFC 8% 29Oct22 BGC Coupon Payment - Australian Factoring Co	0.00	328.76	0.00	0.00
05/03/2021	AAS SVC FEE	0.00	0.00	275.00	275.00
05/03/2021	AAS SVC FEE	0.00	275.00	0.00	0.00
05/03/2021	FundBpo JEMNSW-IIA-28Nov35 BGC Coupon Payment - JEM	0.00	0.00	905.22	905.22
05/03/2021	FundBpo JEMNSW-IIA-28Nov35 BGC Coupon Payment - JEM	0.00	905.22	0.00	0.00
11/03/2021	PRECISION CH PASCH2103080001137	0.00	0.00	767.98	767.98
11/03/2021	PRECISION CH PASCH2103080001137	0.00	767.98	0.00	0.00
11/03/2021	PRECISION CH PASCH2103080001151	0.00	0.00	767.98	767.98
11/03/2021	PRECISION CH PASCH2103080001151	0.00	0.00	1,194.33	1,962.31
11/03/2021	PRECISION CH PASCH2103080001151	0.00	1,962.31	0.00	0.00
18/03/2021	FundBpo ASCF-A FCB 12Sep23 BGC Coupon Payment - Australian Secure Capital Fund	0.00	0.00	1,012.50	1,012.50
18/03/2021	FundBpo ASCF-A FCB 12Sep23 BGC Coupon Payment - Australian Secure Capital Fund	0.00	1,012.50	0.00	0.00

Date	Description	Quantity	Debits	Credits	Balance
26/03/2021	FundBpo PIOCRES-FRN-22Mar23 BGC Coupon Payment - Pioneer Credit Union	0.00	0.00	895.24	895.24
26/03/2021	FundBpo PIOCRES-FRN-22Mar23 BGC Coupon Payment - Pioneer Credit Union	0.00	895.24	0.00	0.00
29/03/2021	BPAY TO TAX OFFICE PAYMENTS ATO PAYG	0.00	0.00	1,164.00	1,164.00
29/03/2021	BPAY TO TAX OFFICE PAYMENTS ATO PAYG	0.00	1,164.00	0.00	0.00
31/03/2021	FundBpo AFC 8% 29Oct22 BGC Coupon Payment - Australian Factoring Co	0.00	0.00	317.81	317.81
31/03/2021	FundBpo AFC 8% 29Oct22 BGC Coupon Payment - Australian Factoring Co	0.00	317.81	0.00	0.00
31/03/2021	MACQUARIE CMA INTEREST PAID	0.00	0.00	11.41	11.41
31/03/2021	MACQUARIE CMA INTEREST PAID	0.00	11.41	0.00	0.00
01/04/2021	AAS SVC FEE	0.00	0.00	275.00	275.00
01/04/2021	AAS SVC FEE	0.00	275.00	0.00	0.00
01/04/2021	PRECISION CH PASCH2103290002607	0.00	0.00	1,215.93	1,215.93
01/04/2021	PRECISION CH PASCH2103290002607	0.00	1,215.93	0.00	0.00
06/04/2021	FundBpo Pallas FCB 31Dec24	0.00	0.00	1,027.40	1,027.40
06/04/2021	FundBpo Pallas FCB 31Dec24	0.00	1,027.40	0.00	0.00
30/04/2021	MACQUARIE CMA INTEREST PAID	0.00	0.00	11.38	11.38
30/04/2021	MACQUARIE CMA INTEREST PAID	0.00	11.38	0.00	0.00
05/05/2021	AAS SVC FEE	0.00	0.00	275.00	275.00
05/05/2021	AAS SVC FEE	0.00	275.00	0.00	0.00

Date	Description	Quantity	Debits	Credits	Balance
06/05/2021	FundBpo AFC 8% 29Oct22	0.00	0.00	339.72	339.72
06/05/2021	FundBpo AFC 8% 29Oct22	0.00	339.72	0.00	0.00
06/05/2021	PRECISION CH PASCH2105010000411	0.00	0.00	1,147.40	1,147.40
06/05/2021	PRECISION CH PASCH2105010000411	0.00	1,147.40	0.00	0.00
19/05/2021	FundBpo CBAAU FRN PERP USD	0.00	0.00	61.22	61.22
19/05/2021	FundBpo CBAAU FRN PERP USD	0.00	61.22	0.00	0.00
25/05/2021	BPAY TO TAX OFFICE PAYMENTS	0.00	0.00	1,164.00	1,164.00
25/05/2021	BPAY TO TAX OFFICE PAYMENTS	0.00	1,164.00	0.00	0.00
31/05/2021	MACQUARIE CMA INTEREST PAID	0.00	0.00	11.81	11.81
31/05/2021	MACQUARIE CMA INTEREST PAID	0.00	11.81	0.00	0.00
04/06/2021	AAS SVC FEE	0.00	0.00	275.00	275.00
04/06/2021	AAS SVC FEE	0.00	275.00	0.00	0.00
07/06/2021	FundBpo AFC 8% 29Oct22	0.00	0.00	328.77	328.77
07/06/2021	FundBpo AFC 8% 29Oct22	0.00	328.77	0.00	0.00
07/06/2021	PRECISION CH PASCH2106010005069	0.00	0.00	11,124.23	11,124.23
07/06/2021	PRECISION CH PASCH2106010005069	0.00	11,124.23	0.00	0.00
10/06/2021	FundBpo JEMNSW-IIA-28Nov35	0.00	0.00	910.63	910.63
10/06/2021	FundBpo JEMNSW-IIA-28Nov35	0.00	910.63	0.00	0.00
17/06/2021	FundBpo ASCF-A FCB 12Sep23	0.00	0.00	1,012.50	1,012.50
17/06/2021	FundBpo ASCF-A FCB 12Sep23	0.00	1,012.50	0.00	0.00

Date	Description	Quantity	Debits	Credits	Balance
25/06/2021	FundBpo PIOCRES-FRN-22Mar23	0.00	0.00	917.54	917.54
25/06/2021	FundBpo PIOCRES-FRN-22Mar23	0.00	917.54	0.00	0.00
30/06/2021	MACQUARIE CMA INTEREST PAID	0.00	0.00	12.42	12.42
30/06/2021	MACQUARIE CMA INTEREST PAID	0.00	12.42	0.00	0.00
30/06/2021	Closing Balance	0.00	0.00	0.00	0.00
Member Entitlement Accounts / Mr Garry Proud / Accumulation					
01/07/2020	Opening Balance	0.00	0.00	0.00	178,204.16
14/07/2020	Contribution Tax Withheld	0.00	91.20	0.00	178,112.96
14/07/2020	PRECISION CH PASCH2007080004394	0.00	0.00	908.00	179,020.96
11/08/2020	Contribution Tax Withheld	0.00	72.96	0.00	178,948.00
11/08/2020	PRECISION CH PASCH2008050004564	0.00	0.00	986.40	179,934.40
04/09/2020	Contribution Tax Withheld	0.00	91.20	0.00	179,843.20
04/09/2020	PRECISION CH PASCH2008310003785	0.00	0.00	908.00	180,751.20
16/10/2020	Contribution Tax Withheld	0.00	72.96	0.00	180,678.24
16/10/2020	PRECISION CH PASCH2010130001623	0.00	0.00	1,286.40	181,964.64
06/11/2020	Contribution Tax Withheld	0.00	72.96	0.00	181,891.68
06/11/2020	PRECISION CH PASCH2011020005161	0.00	0.00	986.40	182,878.08
29/01/2021	Contribution Tax Withheld	0.00	72.96	0.00	182,805.12
29/01/2021	Contribution Tax Withheld	0.00	91.20	0.00	182,713.92
29/01/2021	PRECISION CH PASCH2101230000390	0.00	0.00	608.00	183,321.92

Date	Description	Quantity	Debits	Credits	Balance
29/01/2021	PRECISION CH PASCH2101230000393	0.00	0.00	486.40	183,808.32
11/03/2021	Contribution Tax Withheld	0.00	145.92	0.00	183,662.40
11/03/2021	PRECISION CH PASCH2103080001151	0.00	0.00	1,272.80	184,935.20
01/04/2021	Contribution Tax Withheld	0.00	91.20	0.00	184,844.00
01/04/2021	PRECISION CH PASCH2103290002607	0.00	0.00	808.00	185,652.00
06/05/2021	Contribution Tax Withheld	0.00	72.96	0.00	185,579.04
06/05/2021	PRECISION CH PASCH2105010000411	0.00	0.00	786.40	186,365.44
07/06/2021	Contribution Tax Withheld	0.00	91.20	0.00	186,274.24
07/06/2021	PRECISION CH PASCH2106010005069	0.00	0.00	5,608.00	191,882.24
30/06/2021	Income Taxes Allocated	0.00	1,767.87	0.00	190,114.37
30/06/2021	Investment Profit or Loss	0.00	0.00	18,059.77	208,174.14
30/06/2021	Closing Balance	0.00	0.00	0.00	208,174.14
Member Entitlement Accounts / Ms Tanya Proud / Accumulation					
01/07/2020	Opening Balance	0.00	0.00	0.00	210,858.36
14/07/2020	Contribution Tax Withheld	0.00	76.89	0.00	210,781.47
14/07/2020	PRECISION CH PASCH2007080004394	0.00	0.00	512.62	211,294.09
11/08/2020	Contribution Tax Withheld	0.00	64.98	0.00	211,229.11
11/08/2020	PRECISION CH PASCH2008050004564	0.00	0.00	433.20	211,662.31
04/09/2020	Contribution Tax Withheld	0.00	86.10	0.00	211,576.21
04/09/2020	PRECISION CH PASCH2008310003785	0.00	0.00	573.99	212,150.20

Date	Description	Quantity	Debits	Credits	Balance
13/10/2020	Tanya Proud TANYAPersonalContr	0.00	0.00	3,500.00	215,650.20
16/10/2020	Contribution Tax Withheld	0.00	69.85	0.00	215,580.35
16/10/2020	PRECISION CH PASCH2010130001623	0.00	0.00	465.69	216,046.04
06/11/2020	Contribution Tax Withheld	0.00	67.15	0.00	215,978.89
06/11/2020	PRECISION CH PASCH2011020005161	0.00	0.00	447.64	216,426.53
29/01/2021	Contribution Tax Withheld	0.00	73.64	0.00	216,352.89
29/01/2021	Contribution Tax Withheld	0.00	85.02	0.00	216,267.87
29/01/2021	PRECISION CH PASCH2101230000390	0.00	0.00	566.77	216,834.64
29/01/2021	PRECISION CH PASCH2101230000393	0.00	0.00	490.96	217,325.60
11/03/2021	Contribution Tax Withheld	0.00	103.43	0.00	217,222.17
11/03/2021	PRECISION CH PASCH2103080001151	0.00	0.00	689.51	217,911.68
01/04/2021	Contribution Tax Withheld	0.00	61.19	0.00	217,850.49
01/04/2021	PRECISION CH PASCH2103290002607	0.00	0.00	407.93	218,258.42
06/05/2021	Contribution Tax Withheld	0.00	54.15	0.00	218,204.27
06/05/2021	PRECISION CH PASCH2105010000411	0.00	0.00	361.00	218,565.27
07/06/2021	Contribution Tax Withheld	0.00	77.43	0.00	218,487.84
07/06/2021	PRECISION CH PASCH2106010005069	0.00	0.00	5,516.23	224,004.07
30/06/2021	Income Taxes Allocated	0.00	2,083.93	0.00	221,920.14
30/06/2021	Investment Profit or Loss	0.00	0.00	21,288.44	243,208.58
30/06/2021	Closing Balance	0.00	0.00	0.00	243,208.58

Self-managed superannuation fund annual return

2021

Who should complete this annual return?

Only self-managed superannuation funds (SMSFs) can complete this annual return. All other funds must complete the *Fund income tax return 2021* (NAT 71287).

! The *Self-managed superannuation fund annual return instructions 2021* (NAT 71606) (the instructions) can assist you to complete this annual return.

– The SMSF annual return cannot be used to notify us of a change in fund membership. You must update fund details via ABR.gov.au or complete the Change of details for superannuation entities form (NAT 3036).

To complete this annual return

- Print clearly, using a BLACK pen only.
- Use BLOCK LETTERS and print one character per box.

S M I T H S T

- Place in ALL applicable boxes.

➤ Postal address for annual returns:

Australian Taxation Office
GPO Box 9845
[insert the name and postcode
of your capital city]

Section A: Fund information

1 Tax file number (TFN)

➤ To assist processing, write the fund's TFN at the top of pages 3, 5, 7 and 9.

! The ATO is authorised by law to request your TFN. You are not obliged to quote your TFN but not quoting it could increase the chance of delay or error in processing your annual return. See the Privacy note in the Declaration.

2 Name of self-managed superannuation fund (SMSF)

Proud Self Managed Super Fund

3 Australian business number (ABN) (if applicable)

63776685316

4 Current postal address

10 Rudkin St

Suburb/town

Wakerley

State/territory

QLD

Postcode

4154

5 Annual return status

Is this an amendment to the SMSF's 2021 return?

A No Yes

Is this the first required return for a newly registered SMSF?

B No Yes

Fund's tax file number (TFN) *****

6 SMSF auditor

Auditor's name

Title: MR

Family name

Boys

First given name

Anthony

Other given names

SMSF Auditor Number

100014140

Auditor's phone number

04

10702708

Postal address

PO Box 3376

Suburb/town

Rundle Mall

State/territory

SA

Postcode

5000

Date audit was completed

A

Day Month Year

Was Part A of the audit report qualified?

B No Yes

Was Part B of the audit report qualified?

C No Yes

If Part B of the audit report was qualified, have the reported issues been rectified?

D No Yes **7 Electronic funds transfer (EFT)**

We need your self-managed super fund's financial institution details to pay any super payments and tax refunds owing to you.

A Fund's financial institution account details

This account is used for super contributions and rollovers. Do not provide a tax agent account here.

Fund BSB number 182512

Fund account number 966290645

Fund account name

Proud Super Pty Ltd ATF Proud Self Managed Super Fund

I would like my tax refunds made to this account. Go to C.**B Financial institution account details for tax refunds**

This account is used for tax refunds. You can provide a tax agent account here.

BSB number

Account number

Account name

C Electronic service address alias

Provide the electronic service address alias (ESA) issued by your SMSF messaging provider. (For example, SMSFdataESAAlias). See instructions for more information.

smsfdataflow

Fund's tax file number (TFN)

- 8 Status of SMSF** Australian superannuation fund **A** No Yes Fund benefit structure **B** Code
- Does the fund trust deed allow acceptance of the Government's Super Co-contribution and Low Income Super Amounts? **C** No Yes

9 Was the fund wound up during the income year?

No Yes If yes, provide the date on which the fund was wound up Day Month Year Have all tax lodgment and payment obligations been met? No Yes

10 Exempt current pension income

Did the fund pay retirement phase superannuation income stream benefits to one or more members in the income year?

To claim a tax exemption for current pension income, you must pay at least the minimum benefit payment under the law. Record exempt current pension income at Label **A**.

No Go to Section B: Income.

Yes Exempt current pension income amount **A** \$.00

Which method did you use to calculate your exempt current pension income?

Segregated assets method **B**

Unsegregated assets method **C** Was an actuarial certificate obtained? **D** Yes

Did the fund have any other income that was assessable?

E Yes Go to Section B: Income.

No Choosing 'No' means that you do not have any assessable income, including no-TFN quoted contributions. Go to Section C: Deductions and non-deductible expenses. (Do **not** complete Section B: Income.)

If you are entitled to claim any tax offsets, you can list these at Section D: Income tax calculation statement.

Fund's tax file number (TFN)

Section B: Income

Do not complete this section if all superannuation interests in the SMSF were supporting superannuation income streams in the retirement phase for the **entire year**, there was **no** other income that was assessable, and you **have not** realised a deferred notional gain. If you are entitled to claim any tax offsets, you can record these at Section D: Income tax calculation statement.

11 Income

Did you have a capital gains tax (CGT) event during the year? **G** No Yes

If the total capital loss or total capital gain is greater than \$10,000 or you elected to use the transitional CGT relief in 2017 and the deferred notional gain has been realised, complete and attach a *Capital gains tax (CGT) schedule 2021*.

Have you applied an exemption or rollover? **M** No Yes Code

Net capital gain **A** \$ -00

Gross rent and other leasing and hiring income **B** \$ -00

Gross interest **C** \$ -00

Forestry managed investment scheme income **X** \$ -00

Gross foreign income D1 \$ <input type="text" value="0"/> -00	Net foreign income D \$ <input type="text" value="0"/> -00	Loss <input type="checkbox"/>
--	---	-------------------------------

Australian franking credits from a New Zealand company **E** \$ -00

Transfers from foreign funds **F** \$ -00 Number

Gross payments where ABN not quoted **H** \$ -00

Calculation of assessable contributions

Assessable employer contributions **R1** \$ -00

plus Assessable personal contributions **R2** \$ -00

plus **#No-TFN-quoted contributions** **R3** \$ -00
(an amount must be included even if it is zero)

less Transfer of liability to life insurance company or PST **R6** \$ -00

Gross distribution from partnerships I \$ <input type="text" value="0"/> -00	Loss <input type="checkbox"/>
*Unfranked dividend amount J \$ <input type="text" value="0"/> -00	
*Franked dividend amount K \$ <input type="text" value="0"/> -00	
*Dividend franking credit L \$ <input type="text" value="0"/> -00	
*Gross trust distributions M \$ <input type="text" value="0"/> -00	Code <input type="text"/>
Assessable contributions (R1 plus R2 plus R3 less R6) R \$ <input type="text" value="11910"/> -00	

Calculation of non-arm's length income

*Net non-arm's length private company dividends **U1** \$ -00

plus *Net non-arm's length trust distributions **U2** \$ -00

plus *Net other non-arm's length income **U3** \$ -00

*Other income S \$ <input type="text" value="14584"/> -00	Code <input type="text" value="0"/>
*Assessable income due to changed tax status of fund T \$ <input type="text" value="0"/> -00	
Net non-arm's length income (subject to 45% tax rate) (U1 plus U2 plus U3) U \$ <input type="text" value="0"/> -00	

#This is a mandatory label.
*If an amount is entered at this label, check the instructions to ensure the correct tax treatment has been applied.

GROSS INCOME (Sum of labels A to U) W \$ <input type="text" value="44041"/> -00	Loss <input type="checkbox"/>
Exempt current pension income Y \$ <input type="text" value="0"/> -00	
TOTAL ASSESSABLE INCOME (W less Y) V \$ <input type="text" value="44041"/> -00	Loss <input type="checkbox"/>

Fund's tax file number (TFN)

Section C: Deductions and non-deductible expenses

12 Deductions and non-deductible expenses

Under 'Deductions' list all expenses and allowances you are entitled to claim a deduction for. Under 'Non-deductible expenses', list all other expenses or normally allowable deductions that you cannot claim as a deduction (for example, all expenses related to exempt current pension income should be recorded in the 'Non-deductible expenses' column).

	DEDUCTIONS		NON-DEDUCTIBLE EXPENSES
Interest expenses within Australia	A1 \$ <input type="text" value="0"/> -00		A2 \$ <input type="text" value="0"/> -00
Interest expenses overseas	B1 \$ <input type="text" value="0"/> -00		B2 \$ <input type="text" value="0"/> -00
Capital works expenditure	D1 \$ <input type="text" value="0"/> -00		D2 \$ <input type="text" value="0"/> -00
Decline in value of depreciating assets	E1 \$ <input type="text" value="0"/> -00		E2 \$ <input type="text" value="0"/> -00
Insurance premiums – members	F1 \$ <input type="text" value="0"/> -00		F2 \$ <input type="text" value="0"/> -00
SMSF auditor fee	H1 \$ <input type="text" value="595"/> -00		H2 \$ <input type="text" value="0"/> -00
Investment expenses	I1 \$ <input type="text" value="0"/> -00		I2 \$ <input type="text" value="0"/> -00
Management and administration expenses	J1 \$ <input type="text" value="5598"/> -00		J2 \$ <input type="text" value="0"/> -00
Forestry managed investment scheme expense	U1 \$ <input type="text" value="0"/> -00		U2 \$ <input type="text" value="0"/> -00
Other amounts	L1 \$ <input type="text" value="259"/> -00	Code <input type="text" value="0"/>	L2 \$ <input type="text" value="338"/> -00
Tax losses deducted	M1 \$ <input type="text" value="0"/> -00		Code <input type="text" value="0"/>

TOTAL DEDUCTIONS
N \$ -00
 (Total **A1** to **M1**)

TOTAL NON-DEDUCTIBLE EXPENSES
Y \$ -00
 (Total **A2** to **L2**)

#TAXABLE INCOME OR LOSS
O \$ -00 Loss
 (TOTAL ASSESSABLE INCOME less TOTAL DEDUCTIONS)

TOTAL SMSF EXPENSES
Z \$ -00
 (N plus Y)

#This is a mandatory label.

Fund's tax file number (TFN) *****

Section D: Income tax calculation statement

#Important:

Section B label **R3**, Section C label **O** and Section D labels **A, T1, J, T5** and **I** are mandatory. If you leave these labels blank, you will have specified a zero amount.

13 Calculation statement

Please refer to the *Self-managed superannuation fund annual return instructions 2021* on how to complete the calculation statement.

#Taxable income	A	\$	<input type="text" value="37589"/>	-00
<i>(an amount must be included even if it is zero)</i>				
#Tax on taxable income	T1	\$	<input type="text" value="5638.35"/>	
<i>(an amount must be included even if it is zero)</i>				
#Tax on no-TFN-quoted contributions	J	\$	<input type="text" value="0"/>	
<i>(an amount must be included even if it is zero)</i>				

Gross tax **B** \$
(T1 plus J)

Foreign income tax offset	C1	\$	<input type="text" value="0"/>	
Rebates and tax offsets	C2	\$	<input type="text"/>	
Non-refundable non-carry forward tax offsets	C	\$	<input type="text" value="0"/>	
<i>(C1 plus C2)</i>				

SUBTOTAL 1
T2 \$
(B less C – cannot be less than zero)

Early stage venture capital limited partnership tax offset	D1	\$	<input type="text" value="0"/>	
Early stage venture capital limited partnership tax offset carried forward from previous year	D2	\$	<input type="text" value="0"/>	
Early stage investor tax offset	D3	\$	<input type="text" value="0"/>	
Early stage investor tax offset carried forward from previous year	D4	\$	<input type="text" value="0"/>	
Non-refundable carry forward tax offsets	D	\$	<input type="text" value="0"/>	
<i>(D1 plus D2 plus D3 plus D4)</i>				

SUBTOTAL 2
T3 \$
(T2 less D – cannot be less than zero)

Complying fund's franking credits tax offset	E1	\$	<input type="text"/>	
No-TFN tax offset	E2	\$	<input type="text"/>	
National rental affordability scheme tax offset	E3	\$	<input type="text"/>	
Exploration credit tax offset	E4	\$	<input type="text"/>	
Refundable tax offsets	E	\$	<input type="text" value="0"/>	
<i>(E1 plus E2 plus E3 plus E4)</i>				

#TAX PAYABLE **T5** \$
(T3 less E – cannot be less than zero)

Section 102AAM interest charge
G \$

Fund's tax file number (TFN)

Credit for interest on early payments – amount of interest	H1 \$ <input type="text"/>
Credit for tax withheld – foreign resident withholding (excluding capital gains)	H2 \$ <input type="text"/>
Credit for tax withheld – where ABN or TFN not quoted (non-individual)	H3 \$ <input type="text" value="0"/>
Credit for TFN amounts withheld from payments from closely held trusts	H5 \$ <input type="text"/>
Credit for interest on no-TFN tax offset	H6 \$ <input type="text"/>
Credit for foreign resident capital gains withholding amounts	H8 \$ <input type="text"/>
Eligible credits	H \$ <input type="text" value="0"/>
	<i>(H1 plus H2 plus H3 plus H5 plus H6 plus H8)</i>

#Tax offset refunds (Remainder of refundable tax offsets)	I \$ <input type="text" value="0"/>
	<i>(unused amount from label E – an amount must be included even if it is zero)</i>

PAYG instalments raised	K \$ <input type="text" value="4656"/>
Supervisory levy	L \$ <input type="text" value="259"/>
Supervisory levy adjustment for wound up funds	M \$ <input type="text"/>
Supervisory levy adjustment for new funds	N \$ <input type="text"/>

AMOUNT DUE OR REFUNDABLE A positive amount at S is what you owe, while a negative amount is refundable to you.	S \$ <input type="text" value="1241.35"/>
	<i>(T5 plus G less H less I less K plus L less M plus N)</i>

#This is a mandatory label.

Section E: Losses

14 Losses

! If total loss is greater than \$100,000, complete and attach a *Losses schedule 2021*.

Tax losses carried forward to later income years	U \$ <input type="text" value="0"/> -00
Net capital losses carried forward to later income years	V \$ <input type="text" value="0"/> -00

Fund's tax file number (TFN) *****

Section F: Member information

MEMBER 1

Title:

Family name

First given name

Other given names

Member's TFN

See the Privacy note in the Declaration.

Day Month Year

Date of birth

Contributions

OPENING ACCOUNT BALANCE \$

! Refer to instructions for completing these labels.

Employer contributions

A \$

ABN of principal employer

A1

Personal contributions

B \$

CGT small business retirement exemption

C \$

CGT small business 15-year exemption amount

D \$

Personal injury election

E \$

Spouse and child contributions

F \$

Other third party contributions

G \$

Proceeds from primary residence disposal

H \$

Receipt date

Day Month Year

H1

Assessable foreign superannuation fund amount

I \$

Non-assessable foreign superannuation fund amount

J \$

Transfer from reserve: assessable amount

K \$

Transfer from reserve: non-assessable amount

L \$

Contributions from non-complying funds and previously non-complying funds

T \$

Any other contributions (including Super Co-contributions and Low Income Super Amounts)

M \$

TOTAL CONTRIBUTIONS N \$

(Sum of labels **A** to **M**)

Other transactions

Allocated earnings or losses

O \$

Loss

Inward rollovers and transfers

P \$

Outward rollovers and transfers

Q \$

Lump Sum payments

R1 \$

Income stream payments

R2 \$

Code

Code

Accumulation phase account balance
S1 \$

Retirement phase account balance - Non CDBIS
S2 \$

Retirement phase account balance - CDBIS
S3 \$

TRIS Count

CLOSING ACCOUNT BALANCE S \$

(**S1** plus **S2** plus **S3**)

Accumulation phase value **X1** \$

Retirement phase value **X2** \$

Outstanding limited recourse borrowing arrangement amount **Y** \$

Fund's tax file number (TFN)

MEMBER 2

Title:

Family name

First given name

Other given names

Member's TFN
See the Privacy note in the Declaration.

Date of birth

Contributions

OPENING ACCOUNT BALANCE \$

! Refer to instructions for completing these labels.

Proceeds from primary residence disposal
H \$

Receipt date
H1

Assessable foreign superannuation fund amount
I \$

Non-assessable foreign superannuation fund amount
J \$

Transfer from reserve: assessable amount
K \$

Transfer from reserve: non-assessable amount
L \$

Contributions from non-complying funds and previously non-complying funds
T \$

Any other contributions (including Super Co-contributions and Low Income Super Amounts)
M \$

Employer contributions
A \$

ABN of principal employer
A1

Personal contributions
B \$

CGT small business retirement exemption
C \$

CGT small business 15-year exemption amount
D \$

Personal injury election
E \$

Spouse and child contributions
F \$

Other third party contributions
G \$

TOTAL CONTRIBUTIONS N \$
(Sum of labels **A** to **M**)

Other transactions

Allocated earnings or losses **O** \$

Loss

Accumulation phase account balance
S1 \$

Retirement phase account balance - Non CDBIS
S2 \$

Retirement phase account balance - CDBIS
S3 \$

Inward rollovers and transfers **P** \$

Outward rollovers and transfers **Q** \$

Lump Sum payments **R1** \$

Income stream payments **R2** \$

Code

Code

TRIS Count

CLOSING ACCOUNT BALANCE S \$
(**S1** plus **S2** plus **S3**)

Accumulation phase value **X1** \$

Retirement phase value **X2** \$

Outstanding limited recourse borrowing arrangement amount **Y** \$

Fund's tax file number (TFN) *****

Section H: **Assets and liabilities**

15 ASSETS

15a Australian managed investments

Listed trusts **A** \$ -00
 Unlisted trusts **B** \$ -00
 Insurance policy **C** \$ -00
 Other managed investments **D** \$ -00

15b Australian direct investments

Limited recourse borrowing arrangements
 Australian residential real property
J1 \$ -00
 Australian non-residential real property
J2 \$ -00
 Overseas real property
J3 \$ -00
 Australian shares
J4 \$ -00
 Overseas shares
J5 \$ -00
 Other
J6 \$ -00
 Property count
J7

Cash and term deposits **E** \$ -00
 Debt securities **F** \$ -00
 Loans **G** \$ -00
 Listed shares **H** \$ -00
 Unlisted shares **I** \$ -00
 Limited recourse borrowing arrangements **J** \$ -00
 Non-residential real property **K** \$ -00
 Residential real property **L** \$ -00
 Collectables and personal use assets **M** \$ -00
 Other assets **O** \$ -00

15c Other investments

Crypto-Currency **N** \$ -00

15d Overseas direct investments

Overseas shares **P** \$ -00
 Overseas non-residential real property **Q** \$ -00
 Overseas residential real property **R** \$ -00
 Overseas managed investments **S** \$ -00
 Other overseas assets **T** \$ -00

TOTAL AUSTRALIAN AND OVERSEAS ASSETS **U** \$ -00
 (Sum of labels **A** to **T**)

15e In-house assets

Did the fund have a loan to, lease to or investment in, related parties (known as in-house assets) at the end of the income year?
A No Yes \$ -00

Fund's tax file number (TFN)

15f Limited recourse borrowing arrangements

If the fund had an LRBA were the LRBA borrowings from a licensed financial institution? **A** No Yes

Did the members or related parties of the fund use personal guarantees or other security for the LRBA? **B** No Yes

16 LIABILITIES

Borrowings for limited recourse borrowing arrangements	V1 \$ <input type="text" value=""/>	-00		
Permissible temporary borrowings	V2 \$ <input type="text" value=""/>	-00		
Other borrowings	V3 \$ <input type="text" value=""/>	-00	Borrowings	V \$ <input type="text" value="0"/>
Total member closing account balances (total of all CLOSING ACCOUNT BALANCES from Sections F and G)			W \$	<input type="text" value="451382"/>
Reserve accounts			X \$	<input type="text" value="0"/>
Other liabilities			Y \$	<input type="text" value="5948"/>
TOTAL LIABILITIES			Z \$	<input type="text" value="457330"/>

Section I: Taxation of financial arrangements

17 Taxation of financial arrangements (TOFA)

Total TOFA gains **H** \$

Total TOFA losses **I** \$

Section J: Other information

Family trust election status

If the trust or fund has made, or is making, a family trust election, write the four-digit **income year specified** of the election (for example, for the 2020–21 income year, write **2021**). **A**

If revoking or varying a family trust election, print **R** for revoke or print **V** for variation, and complete and attach the *Family trust election, revocation or variation 2021*. **B**

Interposed entity election status

If the trust or fund has an existing election, write the earliest income year specified. If the trust or fund is making one or more elections this year, write the earliest income year being specified and complete an *Interposed entity election or revocation 2021* for each election. **C**

If revoking an interposed entity election, print **R**, and complete and attach the *Interposed entity election or revocation 2021*. **D**

Section K: **Declarations**

 Penalties may be imposed for false or misleading information in addition to penalties relating to any tax shortfalls.

Important

Before making this declaration check to ensure that all income has been disclosed and the annual return, all attached schedules and any additional documents are true and correct in every detail. If you leave labels blank, you will have specified a zero amount or the label was not applicable to you. If you are in doubt about any aspect of the annual return, place all the facts before the ATO.

Privacy

The ATO is authorised by the *Taxation Administration Act 1953* to request the provision of tax file numbers (TFNs). We will use the TFN to identify the entity in our records. It is not an offence not to provide the TFN. However if you do not provide the TFN, the processing of this form may be delayed.

Taxation law authorises the ATO to collect information and disclose it to other government agencies. For information about your privacy go to ato.gov.au/privacy

TRUSTEE'S OR DIRECTOR'S DECLARATION:

I declare that, the current trustees and directors have authorised this annual return and it is documented as such in the SMSF's records. I have received a copy of the audit report and are aware of any matters raised therein. The information on this annual return, including any attached schedules and additional documentation is true and correct.

Authorised trustee's, director's or public officer's signature

Date Day / Month / Year

Preferred trustee or director contact details:

Title:

Family name

First given name

Other given names

Phone number

Email address

Non-individual trustee name (if applicable)

ABN of non-individual trustee

Time taken to prepare and complete this annual return

Hrs

 The Commissioner of Taxation, as Registrar of the Australian Business Register, may use the ABN and business details which you provide on this annual return to maintain the integrity of the register. For further information, refer to the instructions.

TAX AGENT'S DECLARATION:

I declare that the *Self-managed superannuation fund annual return 2021* has been prepared in accordance with information provided by the trustees, that the trustees have given me a declaration stating that the information provided to me is true and correct, and that the trustees have authorised me to lodge this annual return.

Tax agent's signature

Date Day / Month / Year

Tax agent's contact details

Title:

Family name

First given name

Other given names

Tax agent's practice

Tax agent's phone number

Reference number

Tax agent number

Proud Self Managed Super Fund
Investment Revaluation as at 30 June 2021

Investment		Price Date	Market Price	Quantity	Market Value	Change in Market Value
Listed Securities Market						
AFC.BOND	Australian Factoring Company	30 Jun 2021	100.52192	500.00000	50,260.96	1,250.00
ASCF.BOND	Australian Secure Capital Fund	30 Jun 2021	102.89131	450.00000	46,301.09	2,925.00
AURA.BOND	One Management Investment Funds Ltd	30 Jun 2021	100.60000	400.00000	40,240.00	(38.80)
AXLHA	Aksesstoday (ASX:AXLHA)	30 Jun 2021	6.00000	500.00000	3,000.00	2,000.00
CBAAU	CBAAU 6.86 09Nov27/32	30 Jun 2021	125.11897	300.00000	37,535.69	1,093.79
INAAADIP5	Pioneer Credit Ltd	30 Jun 2021	93.25900	500.00000	46,629.50	9,071.00
JEMNSW-IIA	JEM NSW Schools II Pty Ltd	30 Jun 2021	97.12400	500.00000	48,562.00	1,084.16
NABHA	National Australia Bank Ltd - Hybrid 3-Bbsw+1.25% (ASX:NABHA)	27 Jan 2021	99.95100	0.00000	0.00	(4,507.18)
NXTAU.BOND	NEXTDC Ltd	30 Jun 2020	0.00000	0.00000	0.00	828.00
PALLAS.BOND	Pallas Capital	30 Jun 2021	100.60000	500.00000	50,300.00	300.00
Listed Securities Market Total					322,829.24	14,005.97
Fund Total					322,829.24	14,005.97

**Proud Self Managed Super Fund
Investment Income Comparison Report
For the period 1 July 2020 to 30 June 2021**

Payment Date	Income Type	Ledger Data		Diff *	Announcement Data					
		Total Income	Tax Credits+		Quantity	Held < 45 Days	Amount Per Unit	Total Income	Tax Credits+	
Cash At Bank										
MACQ.BACCT: Macquarie Cash Management Account										
31/07/2020	Interest	4.02	0.00							
31/08/2020	Interest	4.02	0.00							
30/09/2020	Interest	3.90	0.00							
31/12/2020	Interest	23.81	0.00							
29/01/2021	Interest	12.22	0.00							
26/02/2021	Interest	10.07	0.00							
31/03/2021	Interest	11.41	0.00							
30/04/2021	Interest	11.38	0.00							
31/05/2021	Interest	11.81	0.00							
30/06/2021	Interest	12.42	0.00							
		105.06	0.00							
Total		105.06	0.00							
Other Fixed Interest Securities										
AFC.BOND: Australian Factoring Company										
29/07/2020	Interest	328.75	0.00	*						
31/08/2020	Interest	339.75	0.00	*						
29/09/2020	Interest	339.75	0.00	*						
29/10/2020	Interest	328.75	0.00	*						
30/11/2020	Interest	339.73	0.00	*						
29/12/2020	Interest	328.77	0.00	*						
29/01/2021	Interest	339.73	0.00	*						
02/03/2021	Interest	328.76	0.00	*						
29/03/2021	Interest	317.81	0.00	*						
29/04/2021	Interest	339.72	0.00	*						
03/06/2021	Interest	328.77	0.00	*						
		3,660.29	0.00							
ASCF.BOND: Australian Secure Capital Fund										
14/09/2020	Interest	1,012.50	0.00	*						
14/12/2020	Interest	1,012.50	0.00	*						
15/03/2021	Interest	1,012.50	0.00	*						
15/06/2021	Interest	1,012.50	0.00	*						
		4,050.00	0.00							
CBAAU: CBAAU 6.86 09Nov27/32										
30/04/2021	Interest	61.22	0.00	*						
		61.22	0.00							
INAAADIP5: Pioneer Credit Ltd										
22/09/2020	Interest	674.85	0.00	*						
22/12/2020	Interest	18.37	0.00	*						
24/12/2020	Interest	893.87	0.00	*						
22/03/2021	Interest	895.24	0.00	*						
22/06/2021	Interest	917.54	0.00	*						

+Note: Tax Credits refer to franking credits for domestic income and foreign tax credits where the income is foreign in nature.

Proud Self Managed Super Fund
Investment Income Comparison Report
For the period 1 July 2020 to 30 June 2021

Payment Date	Income Type	Ledger Data			Announcement Data				
		Total Income	Tax Credits+	Diff *	Quantity	Held < 45 Days	Amount Per Unit	Total Income	Tax Credits+
		3,399.87	0.00						
JEMNSW-IIA: JEM NSW Schools II Pty Ltd									
28/08/2020	Interest	501.43	0.00	*					
02/12/2020	Interest	498.25	0.00	*					
01/03/2021	Interest	499.74	0.00	*					
28/05/2021	Interest	501.98	0.00	*					
		2,001.40	0.00						
NABHA: National Australia Bank Ltd - Hybrid 3-Bbsw+1.25% (ASX:NABHA)									
17/08/2020	Dividend	0.00	0.00	*	805	0	0.3397	273.49	0.00
18/08/2020	Interest	273.50	0.00	*					
16/11/2020	Dividend	0.00	0.00	*	805	0	0.3403	273.92	0.00
16/11/2020	Interest	273.92	0.00	*					
15/02/2021	Dividend	0.00	0.00	*	805	0	0.3201	257.69	0.00
15/02/2021	Interest	257.69	0.00	*					
		805.11	0.00					805.10	0.00
NXTAU.BOND: NEXTDC Ltd									
09/12/2020	Interest	1,500.00	0.00	*					
		1,500.00	0.00						0.00
PALLAS.BOND: Pallas Capital									
31/03/2021	Interest	1,027.40	0.00	*					
30/06/2021	Interest	937.50	0.00	*					
		1,964.90	0.00						0.00
Total		17,442.79	0.00					805.10	0.00

+Note: Tax Credits refer to franking credits for domestic income and foreign tax credits where the income is foreign in nature.

Proud Self Managed Super Fund

Tax Accounting Reconciliation

For the period 1 July 2020 to 30 June 2021

		2021
		\$
Operating Statement Profit vs. Provision for Income Tax		
Benefits Accrued as a Result of Operations before Income Tax		67,958.55
ADD:		
Non-Deductible Expenses		338.00
LESS:		
Increase in Market Value		14,005.97
Non-Taxable Contributions		16,700.00
Rounding		1.58
Taxable Income or Loss		37,589.00
	Income Amount	Tax Amount
Gross Tax @ 15% for Concessional Income	37,589.00	5,638.35
Gross Tax @ 45% for Net Non-Arm's Length Income	0.00	0.00
No-TFN Quoted Contributions @ 32%	0.00	0.00
Change in Carried Forward Losses	0.00	0.00
Provision for Income Tax		5,638.35

Provision for Income Tax vs. Income Tax Expense

Provision for Income Tax	5,638.35
Income Tax Expense	5,638.35

Provision for Income Tax vs. Income Tax Payable

Provision for Income Tax	5,638.35
LESS:	
Income Tax Instalments Paid	4,656.00
Income Tax Payable (Receivable)	982.35

Exempt Current Pension Income Settings

Pension Exempt % (Actuarial)	0.0000%
Pension Exempt % (Expenses)	0.0000%
Assets Segregated For Pensions	No

Proud Self Managed Super Fund
Statement of Taxable Income
For the Period from 1 July 2020 to 30 June 2021

Description	Investment Reference	Date	Tax Return Ref.	Amount
				Section B
Income				
Net Capital Gain				
Deferred Capital Gain Realised		30 Jun 2021	A	0.00
Less Capital Losses Applied		30 Jun 2021	A	0.00
Less Discount		30 Jun 2021	A	0.00
Total Net Capital Gain			A	0.00
Total Gross Rent and Other Leasing & Hiring Income			B	0.00
Gross Interest				
Coupon receipt: AFC 8'« 29Oct22	AFC.BOND: Australian Factoring Company	29 Jul 2020	C	328.75
Coupon receipt: AFC 8'« 29Oct22	AFC.BOND: Australian Factoring Company	31 Aug 2020	C	339.75
Coupon receipt: AFC 8% 29Oct22	AFC.BOND: Australian Factoring Company	29 Sep 2020	C	339.75
Coupon receipt: AFC 8% 29Oct22	AFC.BOND: Australian Factoring Company	29 Oct 2020	C	328.75
Coupon receipt: AFC 8% 29Oct22	AFC.BOND: Australian Factoring Company	30 Nov 2020	C	339.73
Coupon receipt: AFC 8% 29Oct22	AFC.BOND: Australian Factoring Company	29 Dec 2020	C	328.77
Coupon receipt: AFC 8% 29Oct22	AFC.BOND: Australian Factoring Company	29 Jan 2021	C	339.73
Coupon receipt: AFC 8% 29Oct22	AFC.BOND: Australian Factoring Company	02 Mar 2021	C	328.76
Coupon receipt: AFC 8% 29Oct22	AFC.BOND: Australian Factoring Company	29 Mar 2021	C	317.81
Coupon receipt: AFC 8'« 29Oct22	AFC.BOND: Australian Factoring Company	29 Apr 2021	C	339.72
Coupon receipt: AFC 8% 29Oct22	AFC.BOND: Australian Factoring Company	03 Jun 2021	C	328.77
Coupon receipt: ASCF-A 9.00'X« 12Sep23	ASCF.BOND: Australian Secure Capital Fund	14 Sep 2020	C	1,012.50
Coupon receipt: ASCF-A 9.00% 12Sep23	ASCF.BOND: Australian Secure Capital Fund	14 Dec 2020	C	1,012.50
Coupon receipt: ASCF-A 9.00'« 12Sep23	ASCF.BOND: Australian Secure Capital Fund	15 Mar 2021	C	1,012.50
Coupon receipt: ASCF-A 9.00% 12Sep23	ASCF.BOND: Australian Secure Capital Fund	15 Jun 2021	C	1,012.50
Coupon receipt: CBAAU L 0.0625% PERP	CBAAU: CBAAU 6.86 09Nov27/32	30 Apr 2021	C	61.22
Coupon receipt: PIOCRES BBSW+7.25% 22Mar23	INAAADIP5: Pioneer Credit Ltd	22 Sep 2020	C	674.85
Coupon receipt: PIOCRES BBSW+7.25% 22Mar23	INAAADIP5: Pioneer Credit Ltd	22 Dec 2020	C	18.37
Coupon receipt: PIOCRES BBSW+7.25% 22Mar23	INAAADIP5: Pioneer Credit Ltd	24 Dec 2020	C	893.87
Coupon receipt: PIOCRES BBSW+7.25% 22Mar23	INAAADIP5: Pioneer Credit Ltd	22 Mar 2021	C	895.24
Coupon receipt: PIOCRES BBSW+7.25% 22Mar23	INAAADIP5: Pioneer Credit Ltd	22 Jun 2021	C	917.54
Coupon receipt: JEMNSW-IIA-28Nov35	JEMNSW-IIA: JEM NSW Schools II Pty Ltd	28 Aug 2020	C	501.43
Coupon receipt: JEMNSW-IIA-28Nov35	JEMNSW-IIA: JEM NSW Schools II Pty Ltd	02 Dec 2020	C	498.25
Coupon receipt: JEMNSW-IIA-28Nov35	JEMNSW-IIA: JEM NSW Schools II Pty Ltd	01 Mar 2021	C	499.74
Coupon receipt: JEMNSW-IIA-28Nov35	JEMNSW-IIA: JEM NSW Schools II Pty Ltd	28 May 2021	C	501.98
MACQUARIE CMA INTEREST PAID	MACQ.BACCT: Macquarie Cash Management Account	31 Jul 2020	C	4.02
MACQUARIE CMA INTEREST PAID	MACQ.BACCT: Macquarie Cash Management Account	31 Aug 2020	C	4.02
MACQUARIE CMA INTEREST PAID	MACQ.BACCT: Macquarie Cash Management Account	30 Sep 2020	C	3.90
MACQUARIE CMA INTEREST PAID	MACQ.BACCT: Macquarie Cash Management Account	31 Dec 2020	C	23.81
MACQUARIE CMA INTEREST PAID	MACQ.BACCT: Macquarie Cash Management Account	29 Jan 2021	C	12.22
MACQUARIE CMA INTEREST PAID	MACQ.BACCT: Macquarie Cash Management Account	26 Feb 2021	C	10.07

Proud Self Managed Super Fund
Statement of Taxable Income
For the Period from 1 July 2020 to 30 June 2021

Description	Investment Reference	Date	Tax Return	
			Ref.	Amount
MACQUARIE CMA INTEREST PAID	MACQ.BACCT: Macquarie Cash Management Account	31 Mar 2021	C	11.41
MACQUARIE CMA INTEREST PAID	MACQ.BACCT: Macquarie Cash Management Account	30 Apr 2021	C	11.38
MACQUARIE CMA INTEREST PAID	MACQ.BACCT: Macquarie Cash Management Account	31 May 2021	C	11.81
MACQUARIE CMA INTEREST PAID	MACQ.BACCT: Macquarie Cash Management Account	30 Jun 2021	C	12.42
Coupon receipt: NABHA BBSW+1.25% Perpetual	NABHA: National Australia Bank Ltd - Hybrid 3-Bbsw+1.25%	18 Aug 2020	C	273.50
Coupon receipt: NABHA BBSW+1.25% Perpetual	NABHA: National Australia Bank Ltd - Hybrid 3-Bbsw+1.25%	16 Nov 2020	C	273.92
Coupon receipt: NABHA BBSW+1.25'X» Perpetual	NABHA: National Australia Bank Ltd - Hybrid 3-Bbsw+1.25%	15 Feb 2021	C	257.69
Coupon receipt: NXTAU 6.00% 09JUN22	NXTAU.BOND: NEXTDC Ltd	09 Dec 2020	C	1,500.00
Coupon receipt: Pallas 7.50% 31Dec24	PALLAS.BOND: Pallas Capital	31 Mar 2021	C	1,027.40
Coupon receipt: Pallas 7.50% 31Dec24	PALLAS.BOND: Pallas Capital	30 Jun 2021	C	937.50
<i>Less Rounding</i>			C	(0.85)
Total Gross Interest			C	17,547.00
Total Forestry Managed Investment Scheme Income			X	0.00
Total Net Foreign Income			D	0.00
Total Australian Franking Credits from a New Zealand Company			E	0.00
Total Transfers from Foreign Funds			F	0.00
Total Gross Payments where ABN not quoted			H	0.00
Total Gross Distribution from Partnerships			I	0.00
Total Unfranked Dividend Amount			J	0.00
Total Franked Dividend Amount			K	0.00
Total Dividend Franking Credit			L	0.00
Total Gross Trust Distributions			M	0.00
Assessable Employer Contributions				
PRECISION CH PASCH2007080004394	1: Garry Proud	14 Jul 2020	R1	608.00
PRECISION CH PASCH2008050004564	1: Garry Proud	11 Aug 2020	R1	486.40
PRECISION CH PASCH2008310003785	1: Garry Proud	04 Sep 2020	R1	608.00
PRECISION CH PASCH2010130001623	1: Garry Proud	16 Oct 2020	R1	486.40
PRECISION CH PASCH2011020005161	1: Garry Proud	06 Nov 2020	R1	486.40
PRECISION CH PASCH2101230000390	1: Garry Proud	29 Jan 2021	R1	608.00
PRECISION CH PASCH2101230000393	1: Garry Proud	29 Jan 2021	R1	486.40
PRECISION CH PASCH2103080001151	1: Garry Proud	11 Mar 2021	R1	972.80
PRECISION CH PASCH2103290002607	1: Garry Proud	01 Apr 2021	R1	608.00
PRECISION CH PASCH2105010000411	1: Garry Proud	06 May 2021	R1	486.40
PRECISION CH PASCH2106010005069	1: Garry Proud	07 Jun 2021	R1	608.00
PRECISION CH PASCH2007080004394	2: Tanya Proud	14 Jul 2020	R1	512.62
PRECISION CH PASCH2008050004564	2: Tanya Proud	11 Aug 2020	R1	433.20
PRECISION CH PASCH2008310003785	2: Tanya Proud	04 Sep 2020	R1	573.99
PRECISION CH PASCH2010130001623	2: Tanya Proud	16 Oct 2020	R1	465.69
PRECISION CH PASCH2011020005161	2: Tanya Proud	06 Nov 2020	R1	447.64
PRECISION CH PASCH2101230000390	2: Tanya Proud	29 Jan 2021	R1	566.77
PRECISION CH PASCH2101230000393	2: Tanya Proud	29 Jan 2021	R1	490.96

Proud Self Managed Super Fund
Statement of Taxable Income
For the Period from 1 July 2020 to 30 June 2021

Description	Investment Reference	Date	Tax Return	
			Ref.	Amount
PRECISION CH PASCH2103080001151	2: Tanya Proud	11 Mar 2021	R1	689.51
PRECISION CH PASCH2103290002607	2: Tanya Proud	01 Apr 2021	R1	407.93
PRECISION CH PASCH2105010000411	2: Tanya Proud	06 May 2021	R1	361.00
PRECISION CH PASCH2106010005069	2: Tanya Proud	07 Jun 2021	R1	516.23
<i>Less Rounding</i>			R1	(0.34)
Total Assessable Employer Contributions			R1	11,910.00
Total Assessable Personal Contributions			R2	0.00
Total No-TFN quoted contributions			R3	0.00
Total Transfer of Liability to life insurance company or PST			R6	0.00
Total Assessable Contributions			R	11,910.00
Other Income				
REBATE OF ADVISER COMMISSION		02 Jul 2020	S	19.14
REBATE OF ADVISER COMMISSION		04 Aug 2020	S	20.15
REBATE OF ADVISER COMMISSION		02 Sep 2020	S	20.01
REBATE OF ADVISER COMMISSION		02 Oct 2020	S	19.50
REBATE OF ADVISER COMMISSION		03 Nov 2020	S	21.02
REBATE OF ADVISER COMMISSION		02 Dec 2020	S	20.87
SAME DAY DEPOSIT PROUD SELF MANAGED SUPE MINT Credit Advice - Consent Fee re Pioneer Credit Ltd July Special Resolution	INAAADIP5: Pioneer Credit Ltd	02 Oct 2020	S	250.00
Traditional Security Gain	NABHA: National Australia Bank Ltd - Hybrid 3-Bbsw+1.25%	30 Jun 2021	S	13,588.70
Traditional Security Gain	NXTAU.BOND: NEXTDC Ltd	30 Jun 2021	S	625.00
<i>Less Rounding</i>			S	(0.39)
Total Other Income			S	14,584.00
Total Assessable Income Due to Changed Tax Status of Fund			T	0.00
Total Net Non-arm's Length Income			U	0.00
Total Exempt Current Pension Income			Y	0.00
Total Assessable Income				44,041.00
Deductions			Section C	
Total Interest Expenses within Australia			A	0.00
Total Interest Expenses Overseas			B	0.00
Total Capital Works Deductions			D	0.00
Total Deduction for Decline in Value of Depreciating Assets			E	0.00
Total Death or Disability Premiums			F	0.00
Total Death Benefit Increase			G	0.00
Approved Auditor Fee				
TRANSACTION FUNDS TFR TO THE REAL ISSUE PTY SMSF Audit 30th June		18 Sep 2020	H	595.00
Total Approved Auditor Fee			H	595.00
Total Investment Expenses			I	0.00

Proud Self Managed Super Fund
Statement of Taxable Income
For the Period from 1 July 2020 to 30 June 2021

Description	Investment Reference	Date	Tax Return Ref.	Amount
Management and Administration Expenses				
AAS SVC FEE		03 Jul 2020	J	275.00
TRANSACT FUNDS TFR TO KDF ACCOUNTANTS		08 Jul 2020	J	2,244.00
AAS SVC FEE		05 Aug 2020	J	275.00
BPAY TO ASIC Annual Review		28 Aug 2020	J	54.00
AAS SVC FEE		04 Sep 2020	J	275.00
AAS SVC FEE		05 Oct 2020	J	275.00
AAS SVC FEE		05 Nov 2020	J	275.00
AAS SVC FEE		04 Dec 2020	J	275.00
AAS SVC FEE		05 Jan 2021	J	275.00
AAS SVC FEE		05 Feb 2021	J	275.00
AAS SVC FEE		05 Mar 2021	J	275.00
AAS SVC FEE		01 Apr 2021	J	275.00
AAS SVC FEE		05 May 2021	J	275.00
AAS SVC FEE		04 Jun 2021	J	275.00
Total Management and Administration Expenses			J	5,598.00
Total Forestry Managed Investment Scheme Deduction			U	0.00
Other Deductions				
BPAY TO TAX OFFICE PAYMENTS		18 Aug 2020	L	259.00
Total Other Deductions			L	259.00
Tax Losses Deducted				
Tax Losses Brought Forward		30 Jun 2021	M	0.00
Less Net Exempt Income		30 Jun 2021	M	0.00
Total Tax Losses Deducted			M	0.00
Total Deductions				6,452.00
Taxable Income or Loss			(V - N) O	37,589.00

Income Tax Calculation Statement

Section D

Gross Tax

Gross Tax @ 15% for Concessional Income		30 Jun 2021	T1	5,638.35
Gross Tax @ 45% for Net Non-Arm's Length Income		30 Jun 2021	T1	0.00
No-TFN Quoted Contributions @ 32%		30 Jun 2021	J	0.00
Total Gross Tax				5,638.35

Total Credit: Foreign Tax Income Offset **C1** **0.00**

Total Credit: Rebates and Tax Offset **C2** **0.00**

Rebates and Offsets **C** **0.00**

SUBTOTAL **5,638.35**

Total Credit: Refundable Franking Credits **E1** **0.00**

Total Credit: No-TFN Tax Offset **E2** **0.00**

Total Credit: Refundable National Rental Affordability Scheme Tax Offset **E3** **0.00**

Total Credit: Interest on Early Payments **H1** **0.00**

Total Credit: Foreign Resident Withholding **H2** **0.00**

Proud Self Managed Super Fund
Statement of Taxable Income
For the Period from 1 July 2020 to 30 June 2021

Description	Investment Reference	Date	Tax Return Ref.	Amount
Total Credit: ABN/TFN Not Quoted (Non-Individual)			H3	0.00
Total Credit: Interest on No-TFN Tax Offset			H6	0.00
Total Eligible Credits			■	0.00
Net Tax Payable			■	5,638.35
PAYG Instalments Raised				
BPAY TO TAX OFFICE PAYMENTS #tax		30 Sep 2020	K	1,164.00
BPAY TO TAX OFFICE PAYMENTS ATO PAYG		31 Dec 2020	K	1,164.00
BPAY TO TAX OFFICE PAYMENTS		31 Mar 2021	K	1,164.00
BPAY TO TAX OFFICE PAYMENTS PAYG instalment		30 Jun 2021	K	1,164.00
Total PAYG Instalments Raised			K	4,656.00
Total Supervisory Levy			L	259.00
Total Supervisory Levy Adjustment for Wound Up Funds			M	0.00
Total Supervisory Levy Adjustment for New Funds			N	0.00
Total Amount Due / (Refundable)			■	1,241.35

Proud Self Managed Super Fund

Members Summary Report - For the period 1/07/2020 to 30/06/2021

Member's Detail	Opening Balance	Increases				Decreases					Closing Balance
		Contrib	Tran In	Profit	Ins Proc	Tax	Exp	Ins Prem	Tran Out	Ben Paid	
Mr Garry Proud											
588 Six Mile Road Roma QLD 4455											
Accumulation Accumulation	178,204.16	14,644.80	0.00	18,059.77	0.00	(2,734.59)	0.00	0.00	0.00	0.00	208,174.14
	178,204.16	14,644.80	0.00	18,059.77	0.00	(2,734.59)	0.00	0.00	0.00	0.00	208,174.14
Ms Tanya Proud											
588 Six Mile Road Roma QLD 4455											
Accumulation Accumulation	210,858.36	13,965.54	0.00	21,288.44	0.00	(2,903.76)	0.00	0.00	0.00	0.00	243,208.58
	210,858.36	13,965.54	0.00	21,288.44	0.00	(2,903.76)	0.00	0.00	0.00	0.00	243,208.58
	389,062.52	28,610.34	0.00	39,348.21	0.00	(5,638.35)	0.00	0.00	0.00	0.00	451,382.72

**Proud Self Managed Super Fund
Investment Summary as at 30 June 2021**

Investment	Units	Average Cost Price	Market Price	Accounting Cost	Market Value	Unrealised Accounting Gain/(Loss)	Accounting Gain/(Loss) (%)	Portfolio Weight (%)
<u>Bank</u>								
BGC Cash Account				4,854.30	4,854.30			1.06%
Macquarie Cash Management Account				129,647.48	129,647.48			28.35%
				134,501.78	134,501.78			29.41%
<u>Listed Securities Market</u>								
Australian Factoring Company	500.00000	101.5000	100.5219	50,750.00	50,260.96	(489.04)	(0.96)%	10.99%
Australian Secure Capital Fund	450.00000	105.6895	102.8913	47,560.29	46,301.09	(1,259.20)	(2.65)%	10.12%
One Management Investment Funds Ltd	400.00000	100.6970	100.6000	40,278.80	40,240.00	(38.80)	(0.10)%	8.80%
Axesstoday (ASX:AXLHA)	500.00000	73.0000	6.0000	36,500.00	3,000.00	(33,500.00)	(91.78)%	0.66%
CBAAU 6.86 09Nov27/32	300.00000	121.4730	125.1190	36,441.90	37,535.69	1,093.79	3.00%	8.21%
Pioneer Credit Ltd	500.00000	101.7000	93.2590	50,850.00	46,629.50	(4,220.50)	(8.30)%	10.20%
JEM NSW Schools II Pty Ltd	500.00000	89.3686	97.1240	44,684.31	48,562.00	3,877.69	8.68%	10.62%
Pallas Capital	500.00000	100.0000	100.6000	50,000.00	50,300.00	300.00	0.60%	11.00%
				357,065.30	322,829.24	(34,236.06)	(9.59)%	70.59%
				491,567.08	457,331.02	(34,236.06)	(6.96)%	100.00%

The accounting cost is the original cost base adjusted by any subsequent capital call/improvement or capital return transactions. In many cases, it is not the same as the adjusted or reduced cost base, or the reset cost base resulting from the CGT relief. To view the tax cost base and unrealised gain/(loss) for tax purposes refer to the Unrealised Capital Gains Report or change the report parameter to tax cost base.

**Proud Self Managed Super Fund
Investment Income Summary
For the period 1 July 2020 to 30 June 2021**

Total Income	Add			Less					Taxable Income (excluding Capital Gains)	Indexed Capital Gains *	Discounted Capital Gains *	Other Capital Gains *	CGT Concession Amount *	
	Franking Credits	Foreign Credits	TFN Credits	Tax Free	Tax Exempt	Tax Deferred	Distributed Capital Gains	GST						
<u>Bank</u>														
Macquarie Cash Management Account														
105.06	0.00	0.00	0.00	0.00	0.00	0.00	0.00	0.00	0.00	105.06	0.00	0.00	0.00	0.00
105.06	0.00	0.00	0.00	0.00	0.00	0.00	0.00	0.00	0.00	105.06	0.00	0.00	0.00	0.00
<u>Listed Securities Market</u>														
Australian Factoring Company														
3,660.29	0.00	0.00	0.00	0.00	0.00	0.00	0.00	0.00	0.00	3,660.29	0.00	0.00	0.00	0.00
Australian Secure Capital Fund														
4,050.00	0.00	0.00	0.00	0.00	0.00	0.00	0.00	0.00	0.00	4,050.00	0.00	0.00	0.00	0.00
CBAAU 6.86 09Nov27/32														
61.22	0.00	0.00	0.00	0.00	0.00	0.00	0.00	0.00	0.00	61.22	0.00	0.00	0.00	0.00
JEM NSW Schools II Pty Ltd														
2,001.40	0.00	0.00	0.00	0.00	0.00	0.00	0.00	0.00	0.00	2,001.40	0.00	0.00	0.00	0.00
National Australia Bank Ltd - Hybrid 3-Bbsw+1.25% (ASX:NABHA)														
805.11	0.00	0.00	0.00	0.00	0.00	0.00	0.00	0.00	0.00	805.11	0.00	0.00	0.00	0.00
NEXTDC Ltd														
1,500.00	0.00	0.00	0.00	0.00	0.00	0.00	0.00	0.00	0.00	1,500.00	0.00	0.00	0.00	0.00
Pallas Capital														
1,964.90	0.00	0.00	0.00	0.00	0.00	0.00	0.00	0.00	0.00	1,964.90	0.00	0.00	0.00	0.00
Pioneer Credit Ltd														
3,649.87	0.00	0.00	0.00	0.00	0.00	0.00	0.00	0.00	0.00	3,649.87	0.00	0.00	0.00	0.00
17,692.79	0.00	0.00	0.00	0.00	0.00	0.00	0.00	0.00	0.00	17,692.79	0.00	0.00	0.00	0.00
17,797.85	0.00	0.00	0.00	0.00	0.00	0.00	0.00	0.00	0.00	17,797.85	0.00	0.00	0.00	0.00

Proud Self Managed Super Fund
Investment Income Summary
For the period 1 July 2020 to 30 June 2021

Total Income	Add			Less					Taxable Income (excluding Capital Gains)	Indexed Capital Gains *	Discounted Capital Gains *	Other Capital Gains *	CGT Concession Amount *
	Franking Credits	Foreign Credits	TFN Credits	Tax Free	Tax Exempt	Tax Deferred	Distributed Capital Gains	GST					

* Distributed capital gains components correspond to the cash amount received. You should refer to Realised Capital Gains or Distribution Reconciliation Reports for tax and capital gain reporting purpose.

Consolidated Member Benefit Totals

Period	Member Account Details
1 July 2020 - 30 June 2021	Residential Address: 588 Six Mile Road Roma, QLD 4455
Member	Number: 1
Mr Garry John Proud	Date of Birth: 22 October 1969 Date Joined Fund: 12 April 2018 Eligible Service Date: 16 January 1989 Tax File Number Held: Yes

*Note: this report provides a consolidated view of the Member's interests in the SMSF
 Refer to the Member Benefit Statements produced for each member account for further details*

Your Accounts

Withdrawal Benefit as at 1 Jul 2020	
Accumulation	178,204.16
Total as at 1 Jul 2020	<u>178,204.16</u>

Withdrawal Benefit as at 30 Jun 2021	
Accumulation	208,174.14
Total as at 30 Jun 2021	<u>208,174.14</u>

Your Tax Components

Tax Free	67,223.34
Taxable - Taxed	140,950.80
Taxable - Untaxed	-

Your Preservation Components

Preserved	208,174.14
Restricted Non Preserved	-
Unrestricted Non Preserved	-

Your Insurance Benefits

No insurance details have been recorded

Your Beneficiaries

No beneficiary details have been recorded

For Enquiries:
 mail Proud Self Managed Super Fund, 588 Six Mile Road, Roma QLD 4455

Proud Self Managed Super Fund
 (ABN: 63 776 685 316)

Member Benefit Statement

Period	Member Account Details
1 July 2020 - 30 June 2021	Residential Address: 588 Six Mile Road Roma, QLD 4455
Member Number: 1	Date of Birth: 22 October 1969
Mr Garry John Proud	Date Joined Fund: 12 April 2018
Accumulation Account	Eligible Service Date: 16 January 1989
Accumulation	Tax File Number Held: Yes
	Account Start Date: 12 April 2018

Your Account Summary	
Withdrawal Benefit as at 1 Jul 2020	178,204.16
<i><u>Increases to your account:</u></i>	
Employer Contributions	6,444.80
Member Contributions	8,200.00
Share Of Net Fund Income	18,059.77
<u>Total Increases</u>	32,704.57
<i><u>Decreases to your account:</u></i>	
Contributions Tax	966.72
Tax on Net Fund Income	1,767.87
<u>Total Decreases</u>	2,734.59
Withdrawal Benefit as at 30 Jun 2021	<u>208,174.14</u>

Your Tax Components		
Tax Free	32.2919 %	67,223.34
Taxable - Taxed		140,950.80
Taxable - Untaxed		-
Your Preservation Components		
Preserved		208,174.14
Restricted Non Preserved		-
Unrestricted Non Preserved		-
Your Insurance Benefits		
No insurance details have been recorded		
Your Beneficiaries		
No beneficiary details have been recorded		

For Enquiries:
 mail Proud Self Managed Super Fund, 588 Six Mile Road, Roma QLD 4455



Trustee

The Trustee of the Fund is as follows:

Proud Super Pty Ltd

The directors of the Trustee company are:

Tanya Proud and
Garry Proud

Availability of Other Fund Information

Additional information regarding your membership is available on request. What your Fund can do is governed by the provisions of its Trust Deed, which is available for inspection. If you require further information or clarification of any aspect of your membership of the Fund, please contact your Fund's Administrator or Trustee.

Trustee Disclaimer

This statement has been prepared by the Trustee for the member whose name appears at the top of this statement. While every effort has been made by the Trustee to ensure the accuracy and completeness of this statement, the Trustee does not accept any liability for any errors, omissions or misprints.

Signed on behalf of the Trustee of the Fund

.....
Tanya Proud
Director - Proud Super Pty Ltd

.....
Garry Proud
Director - Proud Super Pty Ltd

Statement Date: 30 June 2021

For Enquiries:
mail Proud Self Managed Super Fund, 588 Six Mile Road, Roma QLD 4455

Consolidated Member Benefit Totals

Period	Member Account Details
1 July 2020 - 30 June 2021	Residential Address: 588 Six Mile Road Roma, QLD 4455
Member	Number: 2
Ms Tanya Louise Proud	Date of Birth: 7 January 1969 Date Joined Fund: 12 April 2018 Eligible Service Date: 26 July 1987
	Tax File Number Held: Yes

*Note: this report provides a consolidated view of the Member's interests in the SMSF
Refer to the Member Benefit Statements produced for each member account for further details*

Your Accounts	
Withdrawal Benefit as at 1 Jul 2020	
Accumulation	210,858.36
Total as at 1 Jul 2020	<u>210,858.36</u>
Withdrawal Benefit as at 30 Jun 2021	
Accumulation	243,208.58
Total as at 30 Jun 2021	<u>243,208.58</u>

Your Tax Components	
Tax Free	37,736.26
Taxable - Taxed	205,472.32
Taxable - Untaxed	-

Your Preservation Components	
Preserved	243,208.58
Restricted Non Preserved	-
Unrestricted Non Preserved	-

Your Insurance Benefits

No insurance details have been recorded

Your Beneficiaries

No beneficiary details have been recorded

For Enquiries:
mail Proud Self Managed Super Fund, 588 Six Mile Road, Roma QLD 4455

Proud Self Managed Super Fund
(ABN: 63 776 685 316)

Member Benefit Statement

Period	Member Account Details
1 July 2020 - 30 June 2021	Residential Address: 588 Six Mile Road Roma, QLD 4455
Member Number: 2	Date of Birth: 7 January 1969
Ms Tanya Louise Proud	Date Joined Fund: 12 April 2018
Accumulation Account	Eligible Service Date: 26 July 1987
Accumulation	Tax File Number Held: Yes
	Account Start Date: 12 April 2018

Your Account Summary	
Withdrawal Benefit as at 1 Jul 2020	210,858.36
<i><u>Increases to your account:</u></i>	
Employer Contributions	5,465.54
Member Contributions	8,500.00
Share Of Net Fund Income	21,288.44
<u>Total Increases</u>	35,253.98
<i><u>Decreases to your account:</u></i>	
Contributions Tax	819.83
Tax on Net Fund Income	2,083.93
<u>Total Decreases</u>	2,903.76
Withdrawal Benefit as at 30 Jun 2021	<u>243,208.58</u>

Your Tax Components		
Tax Free	15.5160 %	37,736.26
Taxable - Taxed		205,472.32
Taxable - Untaxed		-
Your Preservation Components		
Preserved		243,208.58
Restricted Non Preserved		-
Unrestricted Non Preserved		-
Your Insurance Benefits		
No insurance details have been recorded		
Your Beneficiaries		
No beneficiary details have been recorded		

For Enquiries:
mail Proud Self Managed Super Fund, 588 Six Mile Road, Roma QLD 4455



Trustee

The Trustee of the Fund is as follows:

Proud Super Pty Ltd

The directors of the Trustee company are:

Tanya Proud and
Garry Proud

Availability of Other Fund Information

Additional information regarding your membership is available on request. What your Fund can do is governed by the provisions of its Trust Deed, which is available for inspection. If you require further information or clarification of any aspect of your membership of the Fund, please contact your Fund's Administrator or Trustee.

Trustee Disclaimer

This statement has been prepared by the Trustee for the member whose name appears at the top of this statement. While every effort has been made by the Trustee to ensure the accuracy and completeness of this statement, the Trustee does not accept any liability for any errors, omissions or misprints.

Signed on behalf of the Trustee of the Fund

.....
Tanya Proud
Director - Proud Super Pty Ltd

.....
Garry Proud
Director - Proud Super Pty Ltd

Statement Date: 30 June 2021

For Enquiries:
mail Proud Self Managed Super Fund, 588 Six Mile Road, Roma QLD 4455

Proud Self Managed Super Fund
Contribution Caps
For the Period From 1 July 2020 to 30 June 2021

Mr Garry Proud

Date of Birth: 22 Oct 1969
Age: 51 (at 30/06/2021)
Status: Member may be eligible for the bring forward rule, certain conditions apply

Contributions Summary

Prior Year Contributions

Contributions for the previous 2 years are not confirmed
 3-year cap in effect from previous years

Total non-concessional contributions in previous 2 years

Non-Concessional

Unknown

Unknown

Current Year Contributions	Note	Concessional	Non-Concessional
Caps	1,2	25,000.00	100,000.00
Cumulative Available Unused Cap	3	43,676.80	0.00
Contributions made (to this fund)	4	6,444.80	8,200.00
Contributions made (to other funds)		0.00	0.00
Contributions as allocated		6,444.80	8,200.00
Amount above caps	5	0.00	0.00
Available		62,232.00	91,800.00

Notes

- 1 . 'Bring Forward Rule' MAY be triggered this year
- 2 . Non-concessional cap shown applies to current year only
- 3 . Member may be eligible to make catch-up concessional contributions
- 4 . Excludes any unmatched deposits
- 5 . Any excess concessional contributions are treated as non-concessional

Contributions Breakdown

<u>Income Type</u>	<u>Contribution Type</u>	<u>Amount</u>
Concessional	Employer	6,444.80
	Personal	0.00
	Family and friends	0.00
	Foreign superannuation fund	0.00
	Transfers from reserve	0.00
	Contributions as allocated	6,444.80
NonConcessional	Personal	8,200.00
	Spouse	0.00
	Child	0.00
	Transfers from reserve	0.00
	Foreign superannuation fund	0.00
	Contributions as allocated	8,200.00
Other	CGT small business 15-year exemption	0.00
	CGT small business retirement exemption	0.00
	Government Co-Contributions	0.00
	Directed termination payment (taxed)	0.00
	Directed termination payment (untaxed)	0.00
	Personal injury election	0.00
	Downsizer Contribution	0.00
	COVID-19 Re-Contribution	0.00
	Total Other contributions	0.00

Transactions

Proud Self Managed Super Fund
Contribution Caps
For the Period From 1 July 2020 to 30 June 2021

Mr Garry Proud

Date	Contribution Type	Concessional	Non-Concessional	Other	Source
14/07/2020	Employer Mandated	608.00			manual
14/07/2020	Personal		300.00		manual
11/08/2020	Employer Mandated	486.40			manual
11/08/2020	Personal		500.00		manual
04/09/2020	Employer Mandated	608.00			manual
04/09/2020	Personal		300.00		manual
16/10/2020	Employer Mandated	486.40			manual
16/10/2020	Personal		800.00		manual
06/11/2020	Employer Mandated	486.40			manual
06/11/2020	Personal		500.00		manual
29/01/2021	Employer Mandated	486.40			manual
29/01/2021	Employer Mandated	608.00			manual
11/03/2021	Employer Mandated	972.80			manual
11/03/2021	Personal		300.00		manual
01/04/2021	Employer Mandated	608.00			manual
01/04/2021	Personal		200.00		manual
06/05/2021	Employer Mandated	486.40			manual
06/05/2021	Personal		300.00		manual
07/06/2021	Employer Mandated	608.00			manual
07/06/2021	Personal		5,000.00		manual
Totals:		6,444.80	8,200.00		

Proud Self Managed Super Fund
Contribution Caps
For the Period From 1 July 2020 to 30 June 2021

Ms Tanya Proud

Date of Birth: 07 Jan 1969
Age: 52 (at 30/06/2021)
Status: Member may be eligible for the bring forward rule, certain conditions apply

Contributions Summary

Prior Year Contributions		Non-Concessional	
Contributions for the previous 2 years are not confirmed			Unknown
3-year cap in effect from previous years			Unknown
Total non-concessional contributions in previous 2 years			Unknown
Current Year Contributions	Note	Concessional	Non-Concessional
Caps	1,2	25,000.00	100,000.00
Cumulative Available Unused Cap	3	44,343.13	0.00
Contributions made (to this fund)	4	5,465.54	8,500.00
Contributions made (to other funds)		0.00	0.00
Contributions as allocated		5,465.54	8,500.00
Amount above caps	5	0.00	0.00
Available		63,877.59	91,500.00

Notes

- 1 . 'Bring Forward Rule' MAY be triggered this year
- 2 . Non-concessional cap shown applies to current year only
- 3 . Member may be eligible to make catch-up concessional contributions
- 4 . Excludes any unmatched deposits
- 5 . Any excess concessional contributions are treated as non-concessional

Contributions Breakdown

<u>Income Type</u>	<u>Contribution Type</u>	<u>Amount</u>
Concessional	Employer	5,465.54
	Personal	0.00
	Family and friends	0.00
	Foreign superannuation fund	0.00
	Transfers from reserve	0.00
	Contributions as allocated	5,465.54
NonConcessional	Personal	8,500.00
	Spouse	0.00
	Child	0.00
	Transfers from reserve	0.00
	Foreign superannuation fund	0.00
	Contributions as allocated	8,500.00
Other	CGT small business 15-year exemption	0.00
	CGT small business retirement exemption	0.00
	Government Co-Contributions	0.00
	Directed termination payment (taxed)	0.00
	Directed termination payment (untaxed)	0.00
	Personal injury election	0.00
	Downsizer Contribution	0.00
	COVID-19 Re-Contribution	0.00
	Total Other contributions	0.00

Transactions

Date	Contribution Type	Concessional	Non-Concessional	Other	Source
14/07/2020	Employer Mandated	512.62			manual
11/08/2020	Employer Mandated	433.20			manual
04/09/2020	Employer Mandated	573.99			manual
13/10/2020	Personal		3,500.00		manual

Proud Self Managed Super Fund
Contribution Caps
For the Period From 1 July 2020 to 30 June 2021

Ms Tanya Proud

16/10/2020	Employer Mandated	465.69		manual
06/11/2020	Employer Mandated	447.64		manual
29/01/2021	Employer Mandated	490.96		manual
29/01/2021	Employer Mandated	566.77		manual
11/03/2021	Employer Mandated	689.51		manual
01/04/2021	Employer Mandated	407.93		manual
06/05/2021	Employer Mandated	361.00		manual
07/06/2021	Employer Mandated	516.23		manual
07/06/2021	Personal		5,000.00	manual
Totals:		5,465.54	8,500.00	

Proud Self Managed Super Fund
Investment Movement Summary
For the period 1 July 2020 to 30 June 2021

Investment	Opening Balance		Acquisitions		Disposals			Closing Balance		
	Qty	Cost	Qty	Cost	Qty	Proceeds	Profit/(Loss)	Qty	Cost	Market Value
<u>Bank</u>										
BGC Cash Account		339.75		150,734.72		146,220.17	0.00		4,854.30	4,854.30
Macquarie Cash Management Account		95,731.84		48,034.29		14,118.65	0.00		129,647.48	129,647.48
		<u>96,071.59</u>		<u>198,769.01</u>		<u>160,338.82</u>	<u>0.00</u>		<u>134,501.78</u>	<u>134,501.78</u>
<u>Listed Securities Market</u>										
Australian Factoring Company	500.00	50,750.00	0.00	0.00	0.00	0.00	0.00	500.00	50,750.00	50,260.96
Australian Secure Capital Fund	450.00	47,560.29	0.00	0.00	0.00	0.00	0.00	450.00	47,560.29	46,301.09
Aksesstoday (ASX:AXLHA)	500.00	36,500.00	0.00	0.00	0.00	0.00	0.00	500.00	36,500.00	3,000.00
CBAAU 6.86 09Nov27/32	0.00	0.00	300.00	36,441.90	0.00	0.00	0.00	300.00	36,441.90	37,535.69
JEM NSW Schools II Pty Ltd	500.00	46,299.97	0.00	0.00	0.00	1,615.66	0.00	500.00	44,684.31	48,562.00
National Australia Bank Ltd - Hybrid 3-Bbsw+1.25% (ASX:NABHA)	805.00	66,911.30	0.00	0.00	805.00	80,500.00	13,588.70	0.00	0.00	0.00
NEXTDC Ltd	500.00	50,000.00	0.00	0.00	500.00	50,625.00	625.00	0.00	0.00	0.00
One Management Investment Funds Ltd	0.00	0.00	400.00	40,278.80	0.00	0.00	0.00	400.00	40,278.80	40,240.00
Pallas Capital	0.00	0.00	500.00	50,000.00	0.00	0.00	0.00	500.00	50,000.00	50,300.00
Pioneer Credit Ltd	500.00	50,850.00	0.00	0.00	0.00	0.00	0.00	500.00	50,850.00	46,629.50
		<u>348,871.56</u>		<u>126,720.70</u>		<u>132,740.66</u>	<u>14,213.70</u>		<u>357,065.30</u>	<u>322,829.24</u>
Fund Total		<u>444,943.15</u>		<u>325,489.71</u>		<u>293,079.48</u>	<u>14,213.70</u>		<u>491,567.08</u>	<u>457,331.02</u>



Activity statement 004

Date generated	11 October 2023
Overdue	\$0.00
Not yet due	\$0.00
Balance	\$0.00

Transactions

41 results found - from **01 July 2018** to **11 October 2023** sorted by **processed date** ordered **newest to oldest**

Processed date	Effective date	Description	Debit (DR)	Credit (CR)	Balance
30 Aug 2023	30 Aug 2023	General interest charge			\$0.00
30 Aug 2023	29 Aug 2023	Payment received		\$1,187.00	\$0.00
1 Aug 2023	1 Aug 2023	General interest charge			\$1,187.00 DR
30 Jul 2023	28 Jul 2023	Original Activity Statement for the period ending 30 Jun 23 - PAYG Instalments	\$1,187.00		\$1,187.00 DR
24 May 2023	24 May 2023	General interest charge			\$0.00
24 May 2023	22 May 2023	Payment received		\$1,187.00	\$0.00
1 May 2023	1 May 2023	General interest charge			\$1,187.00 DR
30 Apr 2023	28 Apr 2023	Original Activity Statement for the period ending 31 Mar 23 - PAYG Instalments	\$1,187.00		\$1,187.00 DR
4 Apr 2023	3 Apr 2023	Payment received		\$1,187.00	\$0.00
3 Apr 2023	3 Apr 2023	General interest charge			\$1,187.00 DR
5 Mar 2023	28 Feb 2023	Original Activity Statement for the period ending 31 Dec 22 - PAYG Instalments	\$1,187.00		\$1,187.00 DR
22 Nov 2022	22 Nov 2022	General interest charge			\$0.00

Processed date	Effective date	Description	Debit (DR)	Credit (CR)	Balance
22 Nov 2022	21 Nov 2022	Payment received		\$1,187.00	\$0.00
1 Nov 2022	1 Nov 2022	General interest charge			\$1,187.00 DR
30 Oct 2022	28 Oct 2022	Original Activity Statement for the period ending 30 Sep 22 - PAYG Instalments	\$1,187.00		\$1,187.00 DR
18 Aug 2022	18 Aug 2022	General interest charge			\$0.00
18 Aug 2022	17 Aug 2022	Payment received		\$1,164.00	\$0.00
1 Aug 2022	1 Aug 2022	General interest charge			\$1,164.00 DR
31 Jul 2022	28 Jul 2022	Original Activity Statement for the period ending 30 Jun 22 - PAYG Instalments	\$1,164.00		\$1,164.00 DR
24 May 2022	24 May 2022	General interest charge			\$0.00
24 May 2022	23 May 2022	Payment received		\$1,164.00	\$0.00
2 May 2022	2 May 2022	General interest charge			\$1,164.00 DR
1 May 2022	28 Apr 2022	Original Activity Statement for the period ending 31 Mar 22 - PAYG Instalments	\$1,164.00		\$1,164.00 DR
28 Mar 2022	28 Mar 2022	General interest charge			\$0.00
28 Mar 2022	25 Mar 2022	Payment received		\$1,164.00	\$0.00
7 Mar 2022	28 Feb 2022	Original Activity Statement for the period ending 31 Dec 21 - PAYG Instalments	\$1,164.00		\$1,164.00 DR
31 Oct 2021	31 Oct 2021	General interest charge			\$0.00
31 Oct 2021	28 Oct 2021	Original Activity Statement for the period ending 30 Sep 21 - PAYG Instalments	\$1,164.00		\$0.00
5 Oct 2021	4 Oct 2021	Payment received		\$1,164.00	\$1,164.00 CR
1 Aug 2021	1 Aug 2021	General interest charge			\$0.00

Processed date	Effective date	Description	Debit (DR)	Credit (CR)	Balance
1 Aug 2021	28 Jul 2021	Original Activity Statement for the period ending 30 Jun 21 - PAYG Instalments	\$1,164.00		\$0.00
6 Jul 2021	5 Jul 2021	Payment received		\$1,164.00	\$1,164.00 CR
26 May 2021	26 May 2021	General interest charge			\$0.00
26 May 2021	25 May 2021	Payment received		\$1,164.00	\$0.00
3 May 2021	3 May 2021	General interest charge			\$1,164.00 DR
2 May 2021	28 Apr 2021	Original Activity Statement for the period ending 31 Mar 21 - PAYG Instalments	\$1,164.00		\$1,164.00 DR
30 Mar 2021	30 Mar 2021	General interest charge			\$0.00
30 Mar 2021	29 Mar 2021	Payment received		\$1,164.00	\$0.00
8 Mar 2021	2 Mar 2021	Original Activity Statement for the period ending 31 Dec 20 - PAYG Instalments	\$1,164.00		\$1,164.00 DR
13 Dec 2020	28 Oct 2020	Original Activity Statement for the period ending 30 Sep 20 - PAYG Instalments	\$1,164.00		\$0.00
29 Oct 2020	28 Oct 2020	Payment received		\$1,164.00	\$1,164.00 CR



Income tax 002

Date generated	11 October 2023
Overdue	\$0.00
Not yet due	\$0.00
Balance	\$0.00

Transactions

6 results found - from **01 July 2018** to **11 October 2023** sorted by **processed date** ordered **newest to oldest**

Processed date	Effective date	Description	Debit (DR)	Credit (CR)	Balance
19 Aug 2020	18 Aug 2020	Payment received		\$4,095.65	\$0.00
4 Aug 2020	31 Aug 2020	Tax return Self Man Superfund - Income Tax for the period from 01 Jul 18 to 30 Jun 19	\$4,095.65		\$4,095.65 DR
15 Mar 2019	15 Mar 2019	General interest charge			\$0.00
15 Mar 2019	14 Mar 2019	Payment received		\$631.70	\$0.00
1 Mar 2019	1 Mar 2019	General interest charge			\$631.70 DR
28 Feb 2019	28 Feb 2019	Tax return Self Man Superfund - Income Tax for the period from 01 Jul 17 to 30 Jun 18	\$631.70		\$631.70 DR

Date	Category	Description	Debit	Credit	Balance
06 Aug 2021	Transfers	PRECISION CH PASCH2108030004505		1,321.20	132,533.82
05 Aug 2021	Direct Debits	ORACLE SVC FEE	275.00		131,212.62
03 Aug 2021	Direct Debits	ORACLE SVC FEE	275.00		131,487.62
30 Jul 2021	Interest	MACQUARIE CMA INTEREST PAID		13.38	131,762.62
09 Jul 2021	Transfers	FundBpo AURA 8 20Dec23		797.81	131,749.24
08 Jul 2021	Dividends & Distributions	FundBpo AFC 8% 29Oct22		339.73	130,951.43
05 Jul 2021	Uncategorised	BPAY TO TAX OFFICE PAYMENTS PAYG instalment	1,164.00		130,611.70
02 Jul 2021	Transfers	PRECISION CH PASCH2106280008620		1,190.72	131,775.70
02 Jul 2021	Transfers	FundBpo Pallas FCB 31Dec24		937.50	130,584.98
30 Jun 2021	Interest	MACQUARIE CMA INTEREST PAID		12.42	129,647.48
25 Jun 2021	Transfers	FundBpo PIOCRES-FRN-22Mar23		917.54	129,635.06
17 Jun 2021	Transfers	FundBpo ASCF-A FCB 12Sep23		1,012.50	128,717.52
10 Jun 2021	Transfers	FundBpo JEMNSW-IIA-28Nov35		910.63	127,705.02
07 Jun 2021	Transfers	PRECISION CH PASCH2106010005069		11,124.23	126,794.39
07 Jun 2021	Dividends & Distributions	FundBpo AFC 8% 29Oct22		328.77	115,670.16
04 Jun 2021	Adviser Fees	AAS SVC FEE	275.00		115,341.39
31 May 2021	Interest	MACQUARIE CMA INTEREST PAID		11.81	115,616.39
25 May 2021	Business Taxes	BPAY TO TAX OFFICE PAYMENTS #tax	1,164.00		115,604.58
19 May 2021	Dividends & Distributions	FundBpo CBAAU FRN PERP USD BGC Coupon Payment - CBA		61.22	116,768.58
06 May 2021	Dividends & Distributions	FundBpo AFC 8% 29Oct22 BGC Coupon Payment - Australia Factoring Co		339.72	116,707.36
06 May 2021	Transfers	PRECISION CH PASCH2105010000411		1,147.40	116,367.64
05 May 2021	Adviser Fees	AAS SVC FEE	275.00		115,220.24
30 Apr 2021	Interest	MACQUARIE CMA INTEREST PAID		11.38	115,495.24
06 Apr 2021	Dividends & Distributions	FundBpo Pallas FCB 31Dec24 BGC Coupon Payment - Pallas Capital		1,027.40	115,483.86
01 Apr 2021	Adviser Fees	AAS SVC FEE	275.00		114,456.46
01 Apr 2021	Transfers	PRECISION CH PASCH2103290002607		1,215.93	114,731.46
31 Mar 2021	Dividends & Distributions	FundBpo AFC 8% 29Oct22 BGC Coupon Payment - Australian Factoring Co		317.81	113,515.53

Date	Category	Description	Debit	Credit	Balance
31 Mar 2021	Interest	MACQUARIE CMA INTEREST PAID		11.41	113,197.72
29 Mar 2021	Other Tax Expenses	BPAY TO TAX OFFICE PAYMENTS ATO PAYG	1,164.00		113,186.31
26 Mar 2021	Dividends & Distributions	FundBpo PIOCRES-FRN-22Mar23 BGC Coupon Payment - Pioneer Credit Union		895.24	114,350.31
18 Mar 2021	Dividends & Distributions	FundBpo ASCF-A FCB 12Sep23 BGC Coupon Payment - Australian Secure Capital Fund		1,012.50	113,455.07
11 Mar 2021	Transfers	PRECISION CH PASCH2103080001151		1,194.33	112,442.57
11 Mar 2021	Transfers	PRECISION CH PASCH2103080001137		767.98	111,248.24
05 Mar 2021	Adviser Fees	AAS SVC FEE	275.00		110,480.26
05 Mar 2021	Dividends & Distributions	FundBpo JEMNSW-IIA-28Nov35 BGC Coupon Payment - JEM		905.22	110,755.26
04 Mar 2021	Dividends & Distributions	FundBpo AFC 8% 29Oct22 BGC Coupon Payment - Australian Factoring Co		328.76	109,850.04
26 Feb 2021	Interest	MACQUARIE CMA INTEREST PAID		10.07	109,521.28
17 Feb 2021	Dividends & Distributions	FundBpo BGCPAYC211049 BGC Coupon Payment - National Australia Bank		257.69	109,511.21
10 Feb 2021	Dividends & Distributions	FundBpo BGCPAYC206004 BGC Coupon Payment - Australian Factoring Co		339.73	109,253.52
05 Feb 2021	Adviser Fees	AAS SVC FEE	275.00		108,913.79
29 Jan 2021	Transfers	PRECISION CH PASCH2101230000390		1,174.77	109,188.79
29 Jan 2021	Transfers	PRECISION CH PASCH2101230000393		977.36	108,014.02
29 Jan 2021	Interest	MACQUARIE CMA INTEREST PAID		12.22	107,036.66
08 Jan 2021	Dividends & Distributions	FundBpo BGCPAYC200503 BGC Coupon Payment - Pioneer Credit Union		912.24	107,024.44
05 Jan 2021	Adviser Fees	AAS SVC FEE	275.00		106,112.20
31 Dec 2020	Dividends & Distributions	FundBpo BGCPAYC196863 BGC Coupon Payment - Australian Factoring Co		328.76	106,387.20
31 Dec 2020	Interest	MACQUARIE CMA INTEREST PAID		23.81	106,058.44
21 Dec 2020	Transfers	FundBpo BGCPAYC193152 BGC Double up on NEXTDC Payment on 14.12.20		1,500.00	106,034.63
14 Dec 2020	Dividends & Distributions	FundBpo BGCPAYC193152 BGC Coupon Payment - NEXTDC Ltd		1,500.00	104,534.63

Date	Category	Description	Debit	Credit	Balance
09 Dec 2020	Dividends & Distributions	FundBpo BGCPAYC192156 BGC Coupon Payment - JEM NSW Schools II Pty Ltd		900.59	103,034.63
04 Dec 2020	Adviser Fees	AAS SVC FEE	275.00		102,134.04
03 Dec 2020	Bond & Fixed Interest	FundBpo BGC_BGCPAYC186117 BGC Coupon Payment - Australian Factoring co		339.73	102,409.04
02 Dec 2020	Financial Advice	REBATE OF ADVISER COMMISSION		20.87	102,069.31
27 Nov 2020	Dividends & Distributions	FundBpo BGC_PAYC179514 BGC Coupon Payment - National Australia Bank		273.92	102,048.44
06 Nov 2020	Transfers	PRECISION CH PASCH2011020005161		1,434.04	101,774.52
05 Nov 2020	Adviser Fees	AAS SVC FEE	275.00		100,340.48
03 Nov 2020	Financial Advice	REBATE OF ADVISER COMMISSION		21.02	100,615.48
03 Nov 2020	Dividends & Distributions	SAME DAY DEPOSIT PROUD SELF MANAGED SUPE MINT Coupon Payment - Australian Factoring Co		328.75	100,594.46
28 Oct 2020	Uncategorised	BPAY TO TAX OFFICE PAYMENTS #tax	1,164.00		100,265.71
16 Oct 2020	Transfers	PRECISION CH PASCH2010130001623		1,752.09	101,429.71
13 Oct 2020	Personal Contributions	Tanya Proud TANYAPersonalContr		3,500.00	99,677.62
08 Oct 2020	Dividends & Distributions	SAME DAY DEPOSIT PROUD SELF MANAGED SUPE MINT Credit Advice - Consent Fee re Pioneer Credit Ltd July Special Resolution		250.00	96,177.62
05 Oct 2020	Adviser Fees	AAS SVC FEE	275.00		95,927.62
02 Oct 2020	Financial Advice	REBATE OF ADVISER COMMISSION		19.50	96,202.62
02 Oct 2020	Dividends & Distributions	SAME DAY DEPOSIT PROUD SELF MANAGED SUPE Mint Coupon Payment - Australian Factoring Co		339.75	96,183.12
30 Sep 2020	Interest	MACQUARIE CMA INTEREST PAID		3.90	95,843.37
25 Sep 2020	Dividends & Distributions	SAME DAY DEPOSIT PROUD SELF MANAGED SUPE MINT Coupon Payment - Pioneer Credit Union		674.85	95,839.47
18 Sep 2020	Accounting	TRANSACT FUNDS TFR TO THE REAL ISSUE PTY SMSF Audit 30th June	595.00		95,164.62
17 Sep 2020	Dividends & Distributions	SAME DAY DEPOSIT PROUD SELF MANAGED SUPE		1,012.50	95,759.62

Date	Category	Description	Debit	Credit	Balance
		MINT Coupon Payment - Australian Secure Capital Fund			
04 Sep 2020	Adviser Fees	AAS SVC FEE	275.00		94,747.12
04 Sep 2020	Transfers	PRECISION CH PASCH2008310003785		1,481.99	95,022.12
03 Sep 2020	Dividends & Distributions	SAME DAY DEPOSIT PROUD SELF MANAGED SUPE MINT Coupon Payment - Australian Factoring Co		339.75	93,540.13
02 Sep 2020	Financial Advice	REBATE OF ADVISER COMMISSION		20.01	93,200.38
02 Sep 2020	Dividends & Distributions	SAME DAY DEPOSIT PROUD SELF MANAGED SUPE MINT Coupon Payment - JEM NSW Schools II Pty Ltd		900.63	93,180.37
31 Aug 2020	Interest	MACQUARIE CMA INTEREST PAID		4.02	92,279.74
28 Aug 2020	Uncategorised	BPAY TO ASIC Annual Review	392.00		92,275.72
21 Aug 2020	Dividends & Distributions	SAME DAY DEPOSIT PROUD SELF MANAGED SUPE MINT Coupon Payment - National Australia Bank		273.50	92,667.72
18 Aug 2020	Uncategorised	BPAY TO TAX OFFICE PAYMENTS	4,095.65		92,394.22
11 Aug 2020	Transfers	PRECISION CH PASCH2008050004564		1,419.60	96,489.87
05 Aug 2020	Adviser Fees	AAS SVC FEE	275.00		95,070.27
04 Aug 2020	Financial Advice	REBATE OF ADVISER COMMISSION		20.15	95,345.27
03 Aug 2020	Dividends & Distributions	SAME DAY DEPOSIT PROUD SELF MANAGED SUPE MINT Coupon Payment - Australian Factoring Co		328.75	95,325.12
31 Jul 2020	Interest	MACQUARIE CMA INTEREST PAID		4.02	94,996.37
14 Jul 2020	Transfers	PRECISION CH PASCH2007080004394		1,420.62	94,992.35
08 Jul 2020	Transfers	TRANSACT FUNDS TFR TO KDF ACCOUNTANTS	2,244.00		93,571.73
03 Jul 2020	Adviser Fees	AAS SVC FEE	275.00		95,815.73
02 Jul 2020	Financial Advice	REBATE OF ADVISER COMMISSION		19.14	96,090.73
01 Jul 2020	Dividends & Distributions	SAME DAY DEPOSIT PROUD SELF MANAGED SUPE MINT Coupon Payment - Australian Factoring co		339.75	96,071.59
30 Jun 2020	Interest	MACQUARIE CMA INTEREST PAID		3.82	95,731.84
25 Jun 2020	Dividends & Distributions	SAME DAY DEPOSIT PROUD SELF MANAGED SUPE MINT Coupon Payment - Pioneer Credit Union		712.15	95,728.02



TAX INVOICE

Proud Self Managed Super Fund
588 Six Mile Road
ROMA QLD 4455
ABN: 63 776 685 316

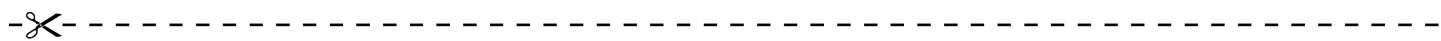
Invoice Date
2 Jul 2020
Account Number
PRO00000
Invoice Number
618953
ABN
18 114 220 290

THE REAL ISSUE PTY LTD
PO Box 2202
YEPPOON QLD 4703
E:
info@therealissue.com.au
T: 07 4913 0006

Description	Quantity	Unit Price	Amount AUD
Audit SMSF - Audit of financial statements and compliance with SISA for the year ended 30 June 2019	1.00	595.00	595.00
		INCLUDES GST 10%	54.09
		TOTAL AUD	595.00

Due Date: 16 Jul 2020

Payment Terms are 14 days. Payment may be made to NAB:
BSB 084-901
Account Number 862267016
Account Name: The Real Issue Pty Ltd
Reference: Inv [Invoice Number]



PAYMENT ADVICE

To: THE REAL ISSUE PTY LTD
PO Box 2202
YEPPOON QLD 4703
E: info@therealissue.com.au
T: 07 4913 0006

Customer Proud Self Managed Super Fund
Account Number PRO00000
Invoice Number 618953
Amount Due 595.00
Due Date 16 Jul 2020
Amount Enclosed _____

Enter the amount you are paying above



ASIC
Australian Securities &
Investments Commission

page 1 of 2

Inquiries
www.asic.gov.au/invoices
1300 300 630

ABN 86 768 265 615

PROUD SUPER PTY LTD
GARRY PROUD
588 SIX MILE RD
ROMA QLD 4455

09 July 2020

PROUD SUPER PTY LTD
ABN/ACN/ARBN 625 304 690
Account No. 22625304690

OVERDUE AMOUNT \$392.00

OVERDUE REMINDER

Our records indicate that we have not received payment for the above company's annual review fee and/or late payment fees.

As this payment is now overdue, please pay **immediately** to prevent further action. Failure to pay the annual review fee may result in ASIC initiated deregistration of the company.

If this account has been paid in full, thank you and please disregard this notice.

Outstanding transaction details are listed overleaf.



ASIC
Australian Securities &
Investments Commission

PAYMENT SLIP

PROUD SUPER PTY LTD

ACN 625 304 690 Account No. 22625304690



22625304690

TOTAL DUE \$392.00

Immediately \$392.00

Payment options are listed on the back of this payment slip

Bill Code: 17301
Ref: 2296253046900



*814 129 0002296253046900 04

Transaction Details

page 2 of 2

	<i>Outstanding Transactions</i>	<i>ASIC reference</i>	<i>\$ Amount</i>	
29/03/2020	ANNUAL - SPECIAL PURPOSE PTY COMPANY STATEMENT	3X3782006480PA	\$54.00	■
03/06/2020	Late Payment Fee 1	3X3782006480PA	\$80.00	
05/07/2020	Late Payment Fee 2	3X3782006480PA	\$258.00	■

PAYMENT OPTIONS



Billpay Code: 8929
Ref: 2296 2530 4690 004

Australia Post

Present this payment slip. Pay by cash, cheque or EFTPOS

Phone

Call 13 18 16 to pay by Mastercard or Visa

On-line

Go to postbillpay.com.au to pay by Mastercard or Visa

Mail

Mail this payment slip and cheque (do not staple) to ASIC.
Locked Bag 5000, Gippsland Mail Centre VIC 3841

Billers Code: 17301
Ref: 2296253046900

Use these details for phone or Internet banking. Call your financial institution to pay from your cheque, savings or credit card account. For info: www.bpay.com.au



Macquarie Cash Management Account

MACQUARIE BANK LIMITED
ABN 48 008 583 542 AFSL 237502

enquiries 1800 806 310
transact@macquarie.com
www.macquarie.com.au

GPO Box 2520
Sydney, NSW 2001



PROUD SUPER PTY LTD
PO BOX 459
ROMA QLD 4455

1 Shelley Street
Sydney, NSW 2000

account balance **\$129,647.48**
as at 30 Jun 21

account name PROUD SUPER PTY LTD ATF PROUD SELF
MANAGED SUPER FUND
account no. 966290645

transaction	description	debits	credits	balance
31.03.21	OPENING BALANCE			113,515.53
01.04.21	Deposit PRECISION CH PASCH2103290002607		1,215.93	114,731.46
01.04.21	Funds transfer AAS SVC FEE	275.00		114,456.46
06.04.21	Deposit FundBpo Pallas FCB 31Dec24		1,027.40	115,483.86
30.04.21	Interest MACQUARIE CMA INTEREST PAID*		11.38	115,495.24
05.05.21	Funds transfer AAS SVC FEE	275.00		115,220.24
06.05.21	Deposit PRECISION CH PASCH2105010000411		1,147.40	116,367.64
06.05.21	Deposit FundBpo AFC 8% 29Oct22		339.72	116,707.36
19.05.21	Deposit FundBpo CBA AU FRN PERP USD		61.22	116,768.58
25.05.21	BPAY BPAY TO TAX OFFICE PAYMENTS	1,164.00		115,604.58
31.05.21	Interest MACQUARIE CMA INTEREST PAID*		11.81	115,616.39
04.06.21	Funds transfer AAS SVC FEE	275.00		115,341.39

how to make a transaction

online
Log in to www.macquarie.com.au/personal

by phone
Call 133 275 to make a phone transaction

transfers from another bank account
Transfer funds from another bank to this account:
BSB 182 512
ACCOUNT NO. 966290645

deposits using BPay
From another bank



Bill code: 667022
Ref: 966 290 645

continued on next



Macquarie Cash Management Account

enquiries 1800 806 310

account name PROUD SUPER PTY LTD ATF PROUD SELF
MANAGED SUPER FUND
account no. 966290645

transaction	description	debits	credits	balance
07.06.21	Deposit	FundBpo AFC 8% 29Oct22	328.77	115,670.16
07.06.21	Deposit	PRECISION CH PASCH2106010005069	11,124.23	126,794.39
10.06.21	Deposit	FundBpo JEMNSW-IIA-28Nov35	910.63	127,705.02
17.06.21	Deposit	FundBpo ASCF-A FCB 12Sep23	1,012.50	128,717.52
25.06.21	Deposit	FundBpo PIOCRES-FRN-22Mar23	917.54	129,635.06
30.06.21	Interest	MACQUARIE CMA INTEREST PAID*	12.42	129,647.48
		CLOSING BALANCE AS AT 30 JUN 21	1,989.00	18,120.95
				129,647.48

* Interest rate for the period 1 April to 30 June: 0.12% pa (91 days)

annual interest summary 2020/2021

INTEREST PAID		105.06
TOTAL REBATE OF ADVISER COMMISSION	120.69	
TOTAL INCOME PAID		225.75

continued on next



Macquarie Cash Management Account

enquiries 1800 806 310

account name PROUD SUPER PTY LTD ATF PROUD SELF
MANAGED SUPER FUND
account no. 966290645

We offer several options that allow you to make payments and view transactions free of charge

- Electronic funds transfers up to \$20,000 a day using online banking.
- Increase your limit to \$100,000 temporarily or nominate an account for unlimited transfers by contacting us.
- BPAY payments (subject to BPAY biller code limits) free of charge via online and mobile banking.
- Make the switch to free online statements by updating your preference online.

About your account

- Interest is calculated on daily balances and paid monthly. The interest rate is variable and may change at any time without prior notice.
- If you have a complaint about our service, or you'd like more information about your account including fees and charges, mistaken payments or unauthorised transactions, please read the terms and conditions for your account or contact us.

Protect your account

- Please check each entry on this statement. If you think there is an error or unauthorised transaction, please contact us right away.
- If you have new contact details, please contact us to update them.
- This statement should be kept in a safe place at all times. Please read the Product Information Statement for more details about keeping your account secure.

Access to and sharing your data

- We may provide access to or share an electronic copy of your data (account details, balance, transaction history and personal information) with other parties at your or your Financial Services Professional's request. This includes people who work with or for your Financial Services Professional such as accountants, consultants, technology platform owner/operators and others, some of whom may not be in Australia.
- Please refer to the current offer document for more information and speak with your Financial Services Professional if you have questions about how your data may be used, disclosed and/or protected.

Visit our Help Centre

- Here you'll find answers to common questions about your account. For more information, please visit help.macquarie.com

Download the Macquarie Mobile Banking app

- The Macquarie Mobile Banking app makes managing your money simple and convenient.



*The Apple logo is a trademark of Apple Inc, registered in the U.S. and other countries.
App Store is a service mark of Apple Inc. Google Logo is a trademark of Google LLC.*

Summary	
Invested Gross Value (AUD)*	\$376,128.85
Market Capital Value (AUD)*	\$322,216.27
Market Accrued Interest (AUD)*	\$612.97
Market Gross Value (AUD)*	\$322,829.23
Portfolio Call/Maturity Yield	6.72%
Portfolio Running Yield	5.16%
Portfolio Modified Duration	2.12

Cash Balances [Unsettled]	
Australian Dollar	\$4,854.30

Activity Summary (AUD equivalent)*	MTD	QTD	YTD
Value of securities bought	\$0.00	\$40,278.80	\$126,720.70
Value of securities sold	\$0.00	\$0.00	\$0.00
Net value of purchases/sales	\$0.00	\$40,278.80	\$126,720.70
Income payments	\$4,005.08	\$5,236.77	\$18,580.33
Principal payments	\$0.00	\$408.65	\$132,740.66
Withholding tax	\$0.00	\$0.00	\$0.00
Other payments	\$0.00	\$0.00	\$250.00
Total payments	\$4,005.08	\$5,645.42	\$151,570.99
Franking credits	\$0.00	\$0.00	\$0.00

Projected Cashflows (AUD equivalent)*	Next month	Next 3 months	Next 12 months
Income payments	\$328.77	\$5,014.83	\$16,591.46
Principal payments	\$0.00	\$583.06	\$92,265.11
Total payments	\$328.77	\$5,597.89	\$108,856.57

*Values include AUD and non-AUD. Exchange rates sourced from Bloomberg as at 30 June 2021.

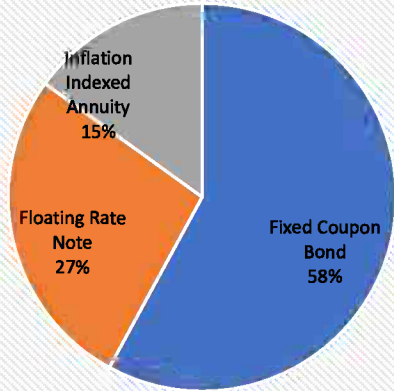
Issuer	Coupon	Call / Maturity	ISIN	CCY	Ratings (S/M/F)	Face Value	Yield	Running Yield	Market Cap Price	Market Cap Value (AUD)	Accrued Interest (AUD)	Mkt Gross Value (AUD)	Weight
Fixed Coupon Bond							7.55%	7.97%		\$186,915.00	\$187.05	\$187,102.05	58.0%
Australian Factoring Company	8.0000%	29-Oct-21	AU3CB0257855	AUD	NR/NR/NR	50,000	7.51%	7.88%	100.500	\$50,250.00	\$10.96	\$50,260.96	15.6%
Australian Secure Capital Fund	9.0000%	14-Sep-23	AU3CB0256485	AUD	NR/NR/NR	45,000	7.44%	8.58%	102.500	\$46,125.00	\$176.09	\$46,301.09	14.3%
One Managed Investment Funds Limited	8.0000%	20-Dec-23	AU3CB0259703	AUD	NR/NR/NR	40,000	7.79%	7.96%	100.600	\$40,240.00	\$0.00	\$40,240.00	12.5%
Pallas Capital	7.5000%	31-Dec-24	AU3CB0275915	AUD	NR/NR/NR	50,000	7.50%	7.50%	100.600	\$50,300.00	\$0.00	\$50,300.00	15.6%
Floating Rate Note							6.26%	2.74%		\$87,060.77	\$104.42	\$87,165.19	27.0%
Axesstoday	+4.9000%	20-Jul-23	AU0000017717	AUD	NR/NR/NR	50,000	5.15%	0.00%	6.000	\$3,000.00	\$0.00	\$3,000.00	0.9%
Pioneer Credit Ltd	+7.2500%	22-Mar-23	AU3FN0041505	AUD	NR/NR/NR	50,000	5.15%	7.15%	93.100	\$46,550.00	\$79.50	\$46,629.50	14.4%
CBA	+0.0625%	29-Oct-21	GB0008424284	USD	NR/NR/NR	30,000	9.26%	0.39%	94.052	\$37,510.77	\$24.92	\$37,535.69	11.6%
Inflation Indexed Annuity							4.85%	1.20%		\$48,240.50	\$321.50	\$48,562.00	15.0%
JEM NSW Schools II Pty Ltd	N/A	28-Nov-35	AU300JEMF025	AUD	NR/A1/NR	50,000	4.85%	1.20%	96.481	\$48,240.50	\$321.50	\$48,562.00	15.0%
Summary / Totals							6.72%	5.16%		\$322,216.27	\$612.97	\$322,829.23	100.0%

Issuer	Coupon	Call / Maturity	ISIN	Ratings (S/M/F)	Face Value	Yield	Running Yield	Market Cap Price	Market Cap Value	Accrued Interest	Mkt Gross Value	Weight
Fixed Coupon Bond						7.55%	7.97%		\$186,915.00	\$187.05	\$187,102.05	58.0%
Australian Factoring Company	8.0000%	29-Oct-21	AU3CB0257855	NR/NR/NR	50,000	7.51%	7.88%	100.500	\$50,250.00	\$10.96	\$50,260.96	15.6%
Australian Secure Capital Fund	9.0000%	14-Sep-23	AU3CB0256485	NR/NR/NR	45,000	7.44%	8.58%	102.500	\$46,125.00	\$176.09	\$46,301.09	14.3%
One Managed Investment Funds Limited	8.0000%	20-Dec-23	AU3CB0259703	NR/NR/NR	40,000	7.79%	7.96%	100.600	\$40,240.00	\$0.00	\$40,240.00	12.5%
Pallas Capital	7.5000%	31-Dec-24	AU3CB0275915	NR/NR/NR	50,000	7.50%	7.50%	100.600	\$50,300.00	\$0.00	\$50,300.00	15.6%
Floating Rate Note						5.15%	3.61%		\$49,550.00	\$79.50	\$49,629.50	15.4%
Axesstoday	+4.9000%	20-Jul-23	AU0000017717	NR/NR/NR	50,000	5.15%	0.00%	6.000	\$3,000.00	\$0.00	\$3,000.00	0.9%
Pioneer Credit Ltd	+7.2500%	22-Mar-23	AU3FN0041505	NR/NR/NR	50,000	5.15%	7.15%	93.100	\$46,550.00	\$79.50	\$46,629.50	14.4%
Inflation Indexed Annuity						4.85%	1.20%		\$48,240.50	\$321.50	\$48,562.00	15.0%
JEM NSW Schools II Pty Ltd	N/A	28-Nov-35	AU300JEMF025	NR/A1/NR	50,000	4.85%	1.20%	96.481	\$48,240.50	\$321.50	\$48,562.00	15.0%
Summary / Totals						6.44%	5.69%		\$284,705.50	\$588.05	\$285,293.55	88.4%

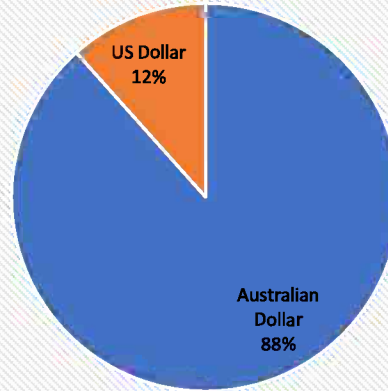
USD Cash	\$0.00
Modified Duration	0.34
FX Rate	0.7522

Issuer	Coupon	Call / Maturity	ISIN	Ratings (S/M/F)	Face Value	Yield	Running Yield	Market Cap Price	Market Cap Value	Accrued Interest	Mkt Gross Value	Weight
Floating Rate Note						9.26%	0.39%		\$28,215.60	\$18.74	\$28,234.34	11.6%
CBA	+0.0625%	29-Oct-21	GB0008424284	NR/NR/NR	30,000	9.26%	0.39%	94.052	\$28,215.60	\$18.74	\$28,234.34	11.6%
Summary / Totals						9.26%	0.39%		\$28,215.60	\$18.74	\$28,234.34	11.6%

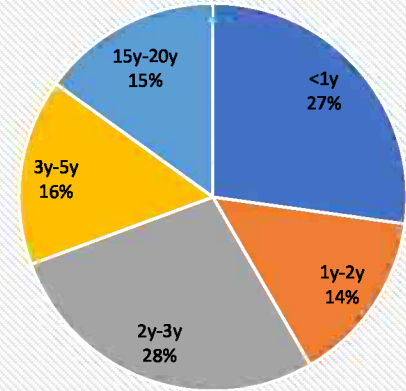
Coupon Type



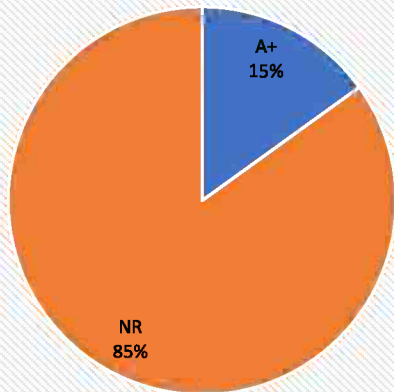
Currency



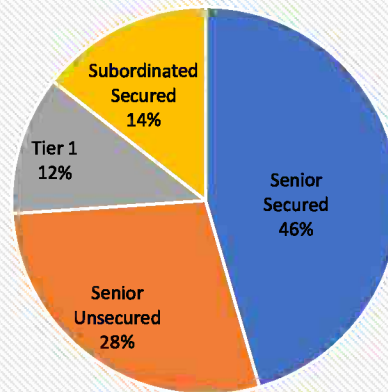
Tenor



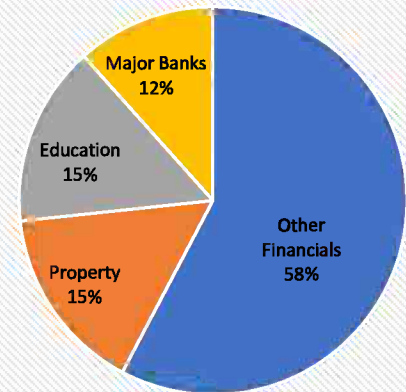
Rating



Asset Type



Sector



Trade Date	Settle Date	Security	Type	Volume	Cap Price	CCY	Cap Value	Accrued	Brokerage	Consideration	GST	TradeID
07-Apr-21	09-Apr-21	AURA 8% 20Dec23	Purchase	40,000	100.500	AUD	\$40,200.00	\$78.80	\$0.00	\$40,278.80	\$0.00	57894
16-Feb-21	18-Feb-21	CBAAU L+0.0625% PERP	Purchase	30,000	94.000	USD	\$28,200.00	\$28.91	\$0.00	\$28,228.91	\$0.00	56196
17-Dec-20	21-Dec-20	Pallas 7.50% 31Dec24	Purchase	50,000	100.000	AUD	\$50,000.00	\$0.00	\$0.00	\$50,000.00	\$0.00	55040

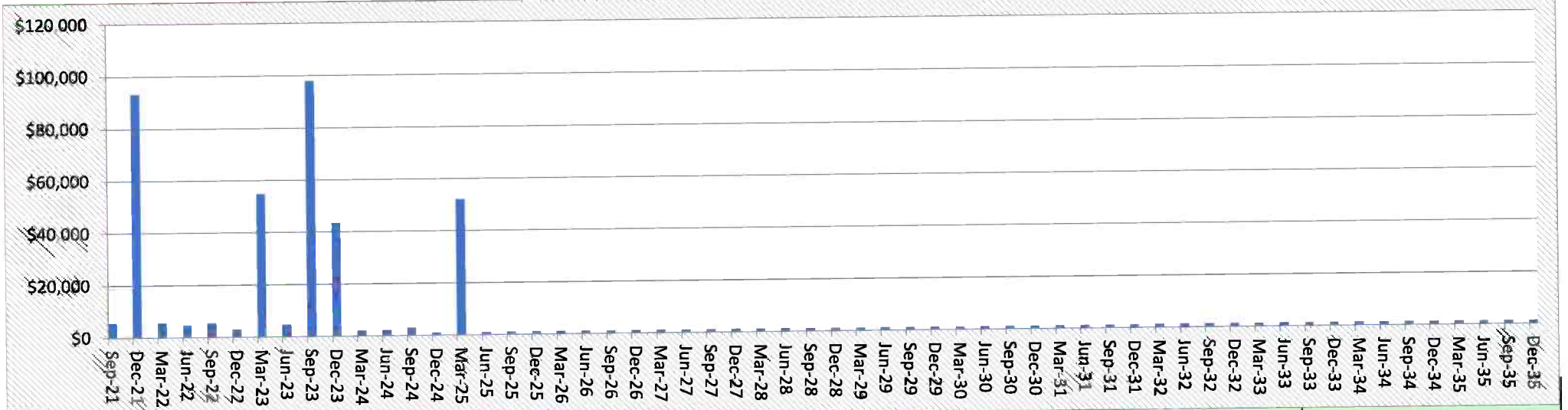
Date	Security	Type	Volume	CCY	Principal	Interest	WHT	Other	Cashflow	Franking
30-Jun-21	Pallas 7.50% 31Dec24	Coupon	50,000	AUD	\$0.00	\$937.50	\$0.00	\$0.00	\$937.50	0.00
30-Jun-21	AURA 8% 20Dec23	Coupon	40,000	AUD	\$0.00	\$797.81	\$0.00	\$0.00	\$797.81	0.00
29-Jun-21	AFC 8% 29Oct22	Coupon	50,000	AUD	\$0.00	\$339.73	\$0.00	\$0.00	\$339.73	0.00
22-Jun-21	PIOCRE BBSW+7.25% 22Mar23	Coupon	50,000	AUD	\$0.00	\$917.54	\$0.00	\$0.00	\$917.54	0.00
14-Jun-21	ASCF-A 9.00% 12Sep23	Coupon	45,000	AUD	\$0.00	\$1,012.50	\$0.00	\$0.00	\$1,012.50	0.00
31-May-21	AFC 8% 29Oct22	Coupon	50,000	AUD	\$0.00	\$328.77	\$0.00	\$0.00	\$328.77	0.00
28-May-21	JEMNSW-IIA-28Nov35	Coupon	50,000	AUD	\$408.65	\$501.98	\$0.00	\$0.00	\$910.63	0.00
30-Apr-21	CBAAU L+0.0625% PERP	Coupon	30,000	USD	\$0.00	\$47.40	\$0.00	\$0.00	\$47.40	0.00
29-Apr-21	AFC 8% 29Oct22	Coupon	50,000	AUD	\$0.00	\$339.72	\$0.00	\$0.00	\$339.72	0.00
31-Mar-21	Pallas 7.50% 31Dec24	Coupon	50,000	AUD	\$0.00	\$1,027.40	\$0.00	\$0.00	\$1,027.40	0.00
29-Mar-21	AFC 8% 29Oct22	Coupon	50,000	AUD	\$0.00	\$317.81	\$0.00	\$0.00	\$317.81	0.00
22-Mar-21	PIOCRE BBSW+7.25% 22Mar23	Coupon	50,000	AUD	\$0.00	\$895.24	\$0.00	\$0.00	\$895.24	0.00
15-Mar-21	ASCF-A 9.00% 12Sep23	Coupon	45,000	AUD	\$0.00	\$1,012.50	\$0.00	\$0.00	\$1,012.50	0.00
01-Mar-21	AFC 8% 29Oct22	Coupon	50,000	AUD	\$0.00	\$328.76	\$0.00	\$0.00	\$328.76	0.00
01-Mar-21	JEMNSW-IIA-28Nov35	Coupon	50,000	AUD	\$405.48	\$499.74	\$0.00	\$0.00	\$905.22	0.00
15-Feb-21	NABHA BBSW+1.25% Perpetual	Call	805	AUD	\$80,500.00	\$257.69	\$0.00	\$0.00	\$80,757.69	0.00
29-Jan-21	AFC 8% 29Oct22	Coupon	50,000	AUD	\$0.00	\$339.73	\$0.00	\$0.00	\$339.73	0.00
29-Dec-20	AFC 8% 29Oct22	Coupon	50,000	AUD	\$0.00	\$328.76	\$0.00	\$0.00	\$328.76	0.00
22-Dec-20	PIOCRE BBSW+7.25% 22Mar23	Coupon	50,000	AUD	\$0.00	\$912.24	\$0.00	\$0.00	\$912.24	0.00
14-Dec-20	ASCF-A 9.00% 12Sep23	Coupon	45,000	AUD	\$0.00	\$1,012.50	\$0.00	\$0.00	\$1,012.50	0.00
09-Dec-20	NXTAU 6.00% 09JUN22	Call	50,000	AUD	\$50,625.00	\$1,500.00	\$0.00	\$0.00	\$52,125.00	0.00
30-Nov-20	AFC 8% 29Oct22	Coupon	50,000	AUD	\$0.00	\$339.73	\$0.00	\$0.00	\$339.73	0.00
30-Nov-20	JEMNSW-IIA-28Nov35	Coupon	50,000	AUD	\$402.33	\$498.26	\$0.00	\$0.00	\$900.59	0.00
16-Nov-20	NABHA BBSW+1.25% Perpetual	Coupon	805	AUD	\$0.00	\$273.92	\$0.00	\$0.00	\$273.92	0.00
29-Oct-20	AFC 8% 29Oct22	Coupon	50,000	AUD	\$0.00	\$328.75	\$0.00	\$0.00	\$328.75	0.00
02-Oct-20	Consent fee re Pioneer Credit Ltd July special resolution	Miscellaneous		AUD	\$0.00	\$0.00	\$0.00	\$250.00	\$250.00	0.00
29-Sep-20	AFC 8% 29Oct22	Coupon	50,000	AUD	\$0.00	\$339.75	\$0.00	\$0.00	\$339.75	0.00
22-Sep-20	PIOCRE BBSW+7.25% 22Mar23	Coupon	50,000	AUD	\$0.00	\$674.85	\$0.00	\$0.00	\$674.85	0.00
14-Sep-20	ASCF-A 9.00% 12Sep23	Coupon	45,000	AUD	\$0.00	\$1,012.50	\$0.00	\$0.00	\$1,012.50	0.00
31-Aug-20	AFC 8% 29Oct22	Coupon	50,000	AUD	\$0.00	\$339.75	\$0.00	\$0.00	\$339.75	0.00
28-Aug-20	JEMNSW-IIA-28Nov35	Coupon	50,000	AUD	\$399.20	\$501.43	\$0.00	\$0.00	\$900.63	0.00
17-Aug-20	NABHA BBSW+1.25% Perpetual	Coupon	805	AUD	\$0.00	\$273.50	\$0.00	\$0.00	\$273.50	0.00
29-Jul-20	AFC 8% 29Oct22	Coupon	50,000	AUD	\$0.00	\$328.75	\$0.00	\$0.00	\$328.75	0.00

Date	Buy	Sell	Rate	Source
30-Apr-21	AUD \$61.22	USD \$47.40	0.7743	Security Coupon: CBAAU L+0.0625% PERP
18-Feb-21	USD \$28,228.91	AUD \$36,441.90	0.7746	Trade 56196 - Buy 30,000 CBAAU L+0.0625% PERP

Date	CCY	Amount	Description
30-Jun-21	AUD	937.50	Coupon receipt: Pallas 7.50% 31Dec24
25-Jun-21	AUD	-917.54	Outbound transfer: Security Coupon: PIOCRE BBSW+7.25% 22Mar23
22-Jun-21	AUD	917.54	Coupon receipt: PIOCRE BBSW+7.25% 22Mar23
17-Jun-21	AUD	-1,012.50	Outbound transfer: Security Coupon: ASCF-A 9.00% 12Sep23
15-Jun-21	AUD	1,012.50	Coupon receipt: ASCF-A 9.00% 12Sep23
10-Jun-21	AUD	-910.63	Outbound transfer: Security Coupon: JEMNSW-IIA-28Nov35
07-Jun-21	AUD	-328.77	Outbound transfer: Security Coupon: AFC 8% 29Oct22
03-Jun-21	AUD	328.77	Coupon receipt: AFC 8% 29Oct22
28-May-21	AUD	910.63	Coupon receipt: JEMNSW-IIA-28Nov35
19-May-21	AUD	-61.22	Outbound transfer: Security Coupon: CBAAU L+0.0625% PERP
14-May-21	AUD	61.22	FX purchase
14-May-21	USD	-47.40	FX sale
06-May-21	AUD	-339.72	Outbound transfer: Security Coupon: AFC 8% 29Oct22
30-Apr-21	USD	47.40	Coupon receipt: CBAAU L+0.0625% PERP
29-Apr-21	AUD	339.72	Coupon receipt: AFC 8% 29Oct22
09-Apr-21	AUD	-40,278.80	Security purchase: AURA 8% 20Dec23
06-Apr-21	AUD	-1,027.40	Outbound transfer: Security Coupon: Pallas 7.50% 31Dec24
31-Mar-21	AUD	1,027.40	Coupon receipt: Pallas 7.50% 31Dec24
31-Mar-21	AUD	-317.81	Outbound transfer: Security Coupon: AFC 8% 29Oct22
29-Mar-21	AUD	317.81	Coupon receipt: AFC 8% 29Oct22
26-Mar-21	AUD	-895.24	Outbound transfer: Security Coupon: PIOCRE BBSW+7.25% 22Mar23
22-Mar-21	AUD	895.24	Coupon receipt: PIOCRE BBSW+7.25% 22Mar23
18-Mar-21	AUD	-1,012.50	Outbound transfer: Security Coupon: ASCF-A 9.00% 12Sep23
15-Mar-21	AUD	1,012.50	Coupon receipt: ASCF-A 9.00% 12Sep23
05-Mar-21	AUD	-905.22	Outbound transfer: Security Coupon: JEMNSW-IIA-28Nov35
04-Mar-21	AUD	-328.76	Outbound transfer: Security Coupon: AFC 8% 29Oct22
02-Mar-21	AUD	328.76	Coupon receipt: AFC 8% 29Oct22
01-Mar-21	AUD	905.22	Coupon receipt: JEMNSW-IIA-28Nov35
18-Feb-21	USD	-28,228.91	Security purchase: CBAAU L+0.0625% PERP
17-Feb-21	AUD	-36,441.90	FX sale
17-Feb-21	AUD	-257.69	Outbound transfer: Security Call: NABHA BBSW+1.25% Perpetual
17-Feb-21	USD	28,228.91	FX purchase
15-Feb-21	AUD	257.69	Coupon receipt: NABHA BBSW+1.25% Perpetual
15-Feb-21	AUD	80,500.00	Security redemption: NABHA BBSW+1.25% Perpetual
10-Feb-21	AUD	-339.73	Outbound transfer: Security Coupon: AFC 8% 29Oct22
29-Jan-21	AUD	339.73	Coupon receipt: AFC 8% 29Oct22
08-Jan-21	AUD	-912.24	Outbound transfer: Security Coupon: PIOCRE BBSW+7.25% 22Mar23
31-Dec-20	AUD	-328.76	Outbound transfer: Security Coupon: AFC 8% 29Oct22
29-Dec-20	AUD	328.77	Coupon receipt: AFC 8% 29Oct22
24-Dec-20	AUD	893.87	Coupon receipt: PIOCRE BBSW+7.25% 22Mar23
22-Dec-20	AUD	18.37	Coupon receipt: PIOCRE BBSW+7.25% 22Mar23
21-Dec-20	AUD	-1,500.00	Outbound transfer: Security Call: NXTAU 6.00% 09JUN22
21-Dec-20	AUD	-50,000.00	Security purchase: Pallas 7.50% 31Dec24

Date	CCY	Amount	Description
14-Dec-20	AUD	-1,500.00	Outbound transfer: Security Call: NXTAU 6.00% 09JUN22
14-Dec-20	AUD	1,012.50	Coupon receipt: ASCF-A 9.00% 12Sep23
09-Dec-20	AUD	-900.59	Outbound transfer: Security Coupon: JEMNSW-IIA-28Nov35
09-Dec-20	AUD	1,500.00	Coupon receipt: NXTAU 6.00% 09JUN22
09-Dec-20	AUD	50,625.00	Security sale: NXTAU 6.00% 09JUN22
03-Dec-20	AUD	-339.73	Outbound transfer: Security Coupon: AFC 8% 29Oct22
02-Dec-20	AUD	900.58	Coupon receipt: JEMNSW-IIA-28Nov35
30-Nov-20	AUD	339.73	Coupon receipt: AFC 8% 29Oct22
27-Nov-20	AUD	-273.92	Outbound transfer: Security Coupon: NABHA BBSW+1.25% Perpetual
25-Nov-20	AUD	273.92	Inbound transfer
23-Nov-20	AUD	-273.92	Outbound transfer
16-Nov-20	AUD	273.92	Coupon receipt: NABHA BBSW+1.25% Perpetual
03-Nov-20	AUD	-328.75	Outbound transfer
29-Oct-20	AUD	328.75	Coupon receipt: AFC 8% 29Oct22
08-Oct-20	AUD	-250.00	Outbound transfer
02-Oct-20	AUD	250.00	Consent Fee: PIOCRES BBSW+7.25% 22Mar23
02-Oct-20	AUD	-339.75	Outbound transfer
29-Sep-20	AUD	339.75	Coupon receipt: AFC 8% 29Oct22
25-Sep-20	AUD	-674.85	Outbound transfer
22-Sep-20	AUD	674.85	Coupon receipt: PIOCRES BBSW+7.25% 22Mar23
17-Sep-20	AUD	-1,012.50	Outbound transfer
14-Sep-20	AUD	1,012.50	Coupon receipt: ASCF-A 9.00% 12Sep23
03-Sep-20	AUD	-339.75	Outbound transfer
02-Sep-20	AUD	-900.63	Outbound transfer
31-Aug-20	AUD	299.58	Principal paydown: JEMNSW-IIA-28Nov35
31-Aug-20	AUD	339.75	Coupon receipt: AFC 8% 29Oct22
28-Aug-20	AUD	601.05	Coupon receipt: JEMNSW-IIA-28Nov35
21-Aug-20	AUD	-273.50	Outbound transfer
18-Aug-20	AUD	-27.35	Coupon adjustment: NABHA BBSW+1.25% Perpetual
18-Aug-20	AUD	273.50	Coupon receipt: NABHA BBSW+1.25% Perpetual
17-Aug-20	AUD	27.35	Coupon receipt: NABHA BBSW+1.25% Perpetual
03-Aug-20	AUD	-328.75	Outbound transfer
29-Jul-20	AUD	328.75	Coupon receipt: AFC 8% 29Oct22
01-Jul-20	AUD	-339.75	Outbound transfer

Projected cashflows are gross of any expected franking credits



Date	Cashflow	Date	Cashflow	Date	Cashflow	Date	Cashflow	Date	Cashflow	Date	Cashflow
30-Sep-21	\$5,597.89	30-Mar-24	\$1,912.73	30-Sep-26	\$1,037.92	30-Mar-29	\$1,104.65	30-Sep-31	\$1,175.66	30-Mar-34	\$1,251.25
30-Dec-21	\$93,135.88	30-Jun-24	\$1,918.82	30-Dec-26	\$1,044.41	30-Jun-29	\$1,111.55	30-Dec-31	\$1,183.01	30-Jun-34	\$1,259.07
30-Mar-22	\$5,512.65	30-Sep-24	\$2,862.46	30-Mar-27	\$1,050.94	30-Sep-29	\$1,118.50	30-Mar-32	\$1,190.41	30-Sep-34	\$1,266.93
30-Jun-22	\$4,610.15	30-Dec-24	\$993.63	30-Jun-27	\$1,057.51	30-Dec-29	\$1,125.49	30-Jun-32	\$1,197.85	30-Dec-34	\$1,274.85
30-Sep-22	\$5,438.80	30-Mar-25	\$51,937.34	30-Sep-27	\$1,064.12	30-Mar-30	\$1,132.53	30-Sep-32	\$1,205.33	30-Mar-35	\$1,282.82
30-Dec-22	\$2,905.80	30-Jun-25	\$1,006.09	30-Dec-27	\$1,070.77	30-Jun-30	\$1,139.60	30-Dec-32	\$1,212.87	30-Jun-35	\$1,290.84
30-Mar-23	\$54,655.69	30-Sep-25	\$1,012.38	30-Mar-28	\$1,077.46	30-Sep-30	\$1,146.73	30-Mar-33	\$1,220.45	30-Sep-35	\$1,298.91
30-Jun-23	\$4,633.71	30-Dec-25	\$1,018.70	30-Jun-28	\$1,084.19	30-Dec-30	\$1,153.89	30-Jun-33	\$1,228.07	30-Dec-35	\$1,307.02
30-Sep-23	\$97,782.23	30-Mar-26	\$1,025.07	30-Sep-28	\$1,090.97	30-Mar-31	\$1,161.11	30-Sep-33	\$1,235.75		
30-Dec-23	\$43,414.62	30-Jun-26	\$1,031.48	30-Dec-28	\$1,097.79	30-Jun-31	\$1,168.36	30-Dec-33	\$1,243.47		

Projected cashflows are gross of any expected franking credits

Date	Security	CCY	Principal	Interest	Total
01-Jul-21	AXLHA BBSW+4.9% 20Jul23	AUD	\$0.00	\$0.00	\$0.00
29-Jul-21	AFC 8% 29Oct22	AUD	\$0.00	\$328.77	\$328.77
30-Aug-21	AFC 8% 29Oct22	AUD	\$0.00	\$339.73	\$339.73
30-Aug-21	JEMNSW-IIA-28Nov35	AUD	\$583.06	\$333.26	\$916.32
14-Sep-21	ASCF-A 9.00% 12Sep23	AUD	\$0.00	\$1,012.50	\$1,012.50
22-Sep-21	PIOCRE BBSW+7.25% 22Mar23	AUD	\$0.00	\$916.76	\$916.76
29-Sep-21	AFC 8% 29Oct22	AUD	\$0.00	\$339.73	\$339.73
30-Sep-21	AURA 8% 20Dec23	AUD	\$0.00	\$806.58	\$806.58
30-Sep-21	Pallas 7.50% 31Dec24	AUD	\$0.00	\$937.50	\$937.50
01-Oct-21	AXLHA BBSW+4.9% 20Jul23	AUD	\$0.00	\$0.00	\$0.00
29-Oct-21	AFC 8% 29Oct22	AUD	\$50,000.00	\$328.77	\$50,328.77
29-Oct-21	CBAAU L+0.0625% PERP	USD	\$30,000.00	\$55.93	\$30,055.93
29-Nov-21	JEMNSW-IIA-28Nov35	AUD	\$591.29	\$330.76	\$922.05
14-Dec-21	ASCF-A 9.00% 12Sep23	AUD	\$0.00	\$1,012.50	\$1,012.50
22-Dec-21	PIOCRE BBSW+7.25% 22Mar23	AUD	\$0.00	\$915.20	\$915.20
31-Dec-21	AURA 8% 20Dec23	AUD	\$0.00	\$806.58	\$806.58
31-Dec-21	Pallas 7.50% 31Dec24	AUD	\$0.00	\$937.50	\$937.50
03-Jan-22	AXLHA BBSW+4.9% 20Jul23	AUD	\$0.00	\$0.00	\$0.00
28-Feb-22	JEMNSW-IIA-28Nov35	AUD	\$599.64	\$328.17	\$927.81
14-Mar-22	ASCF-A 9.00% 12Sep23	AUD	\$0.00	\$1,012.50	\$1,012.50
22-Mar-22	PIOCRE BBSW+7.25% 22Mar23	AUD	\$0.00	\$904.03	\$904.03
22-Mar-22	PIOCRE BBSW+7.25% 22Mar23	AUD	\$0.00	\$924.23	\$924.23
31-Mar-22	AURA 8% 20Dec23	AUD	\$0.00	\$789.04	\$789.04
31-Mar-22	Pallas 7.50% 31Dec24	AUD	\$0.00	\$937.50	\$937.50
01-Apr-22	AXLHA BBSW+4.9% 20Jul23	AUD	\$0.00	\$0.00	\$0.00
30-May-22	JEMNSW-IIA-28Nov35	AUD	\$608.11	\$325.50	\$933.61
14-Jun-22	ASCF-A 9.00% 12Sep23	AUD	\$0.00	\$1,012.50	\$1,012.50
30-Jun-22	Pallas 7.50% 31Dec24	AUD	\$0.00	\$937.50	\$937.50

DISCLAIMER

BGC Securities (Australia) Pty Ltd (ACN: 092 873 142), which is regulated by the Australian Securities & Investments Commission (ASIC) under Australian Financial Services Licence No. 399636

This document and any investment to which this document relates is intended for the sole use of the persons to whom it is addressed, being persons who are **Wholesale Clients** or **Professional Investors** as described in Section 761(G)7 of the *Corporations Act 2001* (as amended). It is not intended to be distributed or passed on, directly or indirectly, to any other class of persons and may not be relied upon by such persons **and is therefore not intended for private individuals or those who would be classified as Retail Clients.**

This document has been produced for information purposes only and is not to be construed as investment advice or a solicitation or an offer to purchase or sell investments or related financial instruments. The investments referred to in this document may not be suitable for all recipients. Recipients of this document should make their own investment decisions based upon their own financial objectives and financial resources and, if in any doubt, should seek advice from an investment advisor. This document may not be reproduced for further publication without our prior written permission. This document may be provided to you by BGS Fixed Income Solutions or through another party. BGC Securities (Australia) Pty Ltd or its affiliates and their directors or employees may, as principal or as agent, make purchases, sales and offers to purchase or sell in the open market or otherwise and may have positions in or options on any financial instruments mentioned, and may have interests different or adverse to your interests. To the extent permitted by applicable law, no liability whatsoever is accepted for any direct or consequential loss, damages, costs or prejudices whatsoever arising from the use of this document or its contents. Decisions to enter in to investments by Wholesale Clients or Professional Investors are made entirely at the risk of such persons after completion of a level of due diligence to be expected of Wholesale Clients or Professional Investors and in consideration of their personal financial objectives and financial resources.