

**Compliance Workpapers**  
**Llorrac Superannuation Fund**  
**Financial Year - 2022**



**Fund Details**

<b>Fund Name</b>	Llorrac Superannuation Fund
<b>Contact no</b>	
<b>Financial Year</b>	2022
<b>Established Date</b>	24/09/2010
<b>ABN</b>	17 576 533 030
<b>TFN</b>	919515653
<b>Trustee Type</b>	Individual
<b>Trustees</b>	Justin Carroll Joanna Carroll
<b>ACN</b>	

## Review Points

## Statement of Financial Position

Assets	Qty	2022	2021	Change (\$)	Change (%)	
<b>Investments</b>	0.00	313,926.91	275,609.11	38,317.80	13.90	<a href="#">WP-1</a> <a href="#">WP-2</a> <a href="#">WP-3</a>
<b>Managed Investments</b>	0.00	313,926.91	275,609.11	38,317.80	13.90	
CFS FirstChoice W'sale - FirstChoice Wholesale Australian Small Companies	11,611.68	20,147.42	19,654.79	492.63	2.51	
CFS FirstChoice W'sale - FirstChoice Wholesale Multi-Index Balanced	145,668.63	125,231.32	103,861.37	21,369.95	20.58	
CFS FirstChoice W'sale - FirstRate Wholesale Saver A	0.00	0.00	27,076.60	-27,076.60	100.00	
CFS FirstChoice W'sale - FirstRate Wholesale Term Deposit (3 Month)	0.00	0.00	24,045.16	-24,045.16	100.00	
CFS FirstChoice W'sale - FirstRate WS Term Deposit 2 Yr	0.00	0.00	23,082.59	-23,082.59	100.00	
CFS FirstChoice W'sale - Platinum Wholesale Asia	14,891.04	19,254.11	17,809.54	1,444.57	8.11	
CFS FirstChoice W'sale - Platinum Wholesale International	53,382.20	73,421.88	60,079.06	13,342.82	22.21	
First Sentier Wholesale Strategic Cash Fund	75,322.33	75,872.18	0.00	75,872.18	100.00	
<b>Other Assets</b>	0.00	17,582.81	65,545.34	-47,962.53	73.17	
<b>Cash At Bank</b>	0.00	9,778.47	74,348.10	-64,569.63	86.85	
Westpac Savings Account	0.00	59.96	59.96	0.00	0.00	<a href="#">WP-1</a> <a href="#">WP-2</a>
Westpac Working Account	0.00	9,718.51	74,288.14	-64,569.63	86.92	<a href="#">WP-1</a> <a href="#">WP-2</a>
<b>Current Tax Assets</b>	0.00	7,804.34	-8,802.76	16,607.10	188.66	<a href="#">WP-1</a> <a href="#">WP-2</a>
<b>Foreign Tax Credits</b>	0.00	530.75	227.22	303.53	133.58	
<b>Managed Investments</b>	0.00	530.75	227.22	303.53	133.58	

Assets	Qty	2022	2021	Change (\$)	Change (%)	
CFS FirstChoice W'sale - FirstChoice Wholesale Australian Small Companies	0.00	9.69	4.51	5.18	114.86	
CFS FirstChoice W'sale - FirstChoice Wholesale Multi-Index Balanced	0.00	283.74	182.77	100.97	55.24	
CFS FirstChoice W'sale - Platinum Wholesale Asia	0.00	5.73	39.94	-34.21	85.65	
CFS FirstChoice W'sale - Platinum Wholesale International	0.00	231.59	0.00	231.59	100.00	
<b>Franking Credits</b>	0.00	1,096.59	475.97	620.62	130.39	
<b>Managed Investments</b>	0.00	1,096.59	475.97	620.62	130.39	
CFS FirstChoice W'sale - FirstChoice Wholesale Australian Small Companies	0.00	198.78	102.38	96.40	94.16	
CFS FirstChoice W'sale - FirstChoice Wholesale Multi-Index Balanced	0.00	895.66	368.35	527.31	143.15	
CFS FirstChoice W'sale - Platinum Wholesale International	0.00	2.15	5.24	-3.09	58.97	
Income Tax Instalments Paid	0.00	12,033.00	3,231.00	8,802.00	272.42	
Provision for Income Tax	0.00	-5,856.00	-12,736.95	6,880.95	54.02	
<b>Total Assets</b>	0.00	331,509.72	341,154.45	-9,644.73	2.83	

Liabilities	Qty	2022	2021	Change (\$)	Change (%)	
<b>Other Taxes Payable</b>	0.00	3,008.00	3,231.00	-223.00	6.90	
Activity Statement Payable/Refundable	0.00	3,008.00	3,231.00	-223.00	6.90	<a href="#">WP-1</a> <a href="#">WP-2</a> <a href="#">WP-3</a>
<b>Total Liabilities</b>	0.00	3,008.00	3,231.00	-223.00	6.90	

Member Entitlements	Qty	2022	2021	Change (\$)	Change (%)	
<b>Member Entitlement Accounts</b>	0.00	328,501.72	337,923.45	-9,421.73	2.79	<a href="#">WP-1</a> <a href="#">WP-2</a>

Member Entitlements	Qty	2022	2021	Change (\$)	Change (%)	
<b>Mr Justin Carroll</b>	0.00	208,404.34	215,025.82	-6,621.48	3.08	
Accumulation	0.00	208,404.34	215,025.82	-6,621.48	3.08	
<b>Mrs Joanna Carroll</b>	0.00	120,097.38	122,897.63	-2,800.25	2.28	
Accumulation	0.00	120,097.38	122,897.63	-2,800.25	2.28	
<b>Total Member Entitlements</b>	0.00	328,501.72	337,923.45	-9,421.73	2.79	

## Operating Statement

Income	2022	2021	Change (\$)	Change (%)	
<b>Investment Gains</b>	173.35	0.00	173.35	100.00	<a href="#">WP-1</a>
<b>Realised Capital Gains</b>	173.35	0.00	173.35	100.00	<a href="#">WP-1</a>
<b>Managed Investments</b>	173.35	0.00	173.35	100.00	
CFS FirstChoice W'sale - FirstChoice Wholesale Multi-Index Balanced	270.82	0.00	270.82	100.00	<a href="#">WP-1</a>
First Sentier Wholesale Strategic Cash Fund	-97.47	0.00	-97.47	100.00	
<b>Investment Income</b>	30,438.12	21,688.39	8,749.73	40.34	<a href="#">WP-1</a> <a href="#">WP-2</a>
<b>Distributions</b>	30,273.38	21,373.43	8,899.95	41.64	<a href="#">WP-1</a> <a href="#">WP-2</a>
<b>Managed Investments</b>	30,273.38	21,373.43	8,899.95	41.64	
CFS FirstChoice W'sale - FirstChoice Wholesale Australian Small Companies	3,863.08	2,820.23	1,042.85	36.98	
CFS FirstChoice W'sale - FirstChoice Wholesale Multi-Index Balanced	15,427.37	11,632.10	3,795.27	32.63	
CFS FirstChoice W'sale - Platinum Wholesale Asia	565.80	2,310.87	-1,745.07	75.52	
CFS FirstChoice W'sale - Platinum Wholesale International	10,339.11	4,610.23	5,728.88	124.26	
First Sentier Wholesale Strategic Cash Fund	78.02	0.00	78.02	100.00	
<b>Interest</b>	164.74	314.96	-150.22	47.69	
<b>Cash At Bank</b>	0.70	1.92	-1.22	63.54	
Westpac Working Account	0.70	1.92	-1.22	63.54	
<b>Managed Investments</b>	164.04	313.04	-149.00	47.60	
CFS FirstChoice W'sale - FirstRate Wholesale Saver A	144.71	43.85	100.86	230.01	
CFS FirstChoice W'sale - FirstRate Wholesale Term Deposit (3 Month)	0.61	84.54	-83.93	99.28	

Income	2022	2021	Change (\$)	Change (%)	
CFS FirstChoice W'sale - FirstRate WS Term Deposit 2 Yr	18.72	184.65	-165.93	89.86	
<b>Member Receipts</b>	21,524.52	69,149.10	-47,624.58	68.87	
<b>Contributions</b>	21,524.52	69,149.10	-47,624.58	68.87	<a href="#">WP-1</a>
<b>Employer</b>	21,524.52	69,149.10	-47,624.58	68.87	
Mr Justin Carroll	12,314.45	35,926.85	-23,612.40	65.72	
Mrs Joanna Carroll	9,210.07	33,222.25	-24,012.18	72.28	
<b>Other Income</b>	308.88	71.83	237.05	330.02	
ATO Interest Payments	1.76	0.00	1.76	100.00	
Rebate	107.12	71.83	35.29	49.13	
Sundry	200.00	0.00	200.00	100.00	
<b>Total Income</b>	52,444.87	90,909.32	-38,464.45	42.31	
Expenses	2022	2021	Change (\$)	Change (%)	
<b>Investment Losses</b>	49,423.23	-20,942.43	70,365.66	336.00	
<b>Decrease in Market Value</b>	49,423.23	-20,942.43	70,365.66	336.00	<a href="#">WP-1</a>
<b>Managed Investments</b>	49,423.23	-20,942.43	70,365.66	336.00	
CFS FirstChoice W'sale - FirstChoice Wholesale Australian Small Companies	7,830.98	-3,522.87	11,353.85	322.29	
CFS FirstChoice W'sale - FirstChoice Wholesale Multi-Index Balanced	22,158.88	-8,766.16	30,925.04	352.78	
CFS FirstChoice W'sale - Platinum Wholesale Asia	3,784.50	-1,313.28	5,097.78	388.17	
CFS FirstChoice W'sale - Platinum Wholesale International	15,424.55	-7,340.12	22,764.67	310.14	
First Sentier Wholesale Strategic Cash Fund	224.32	0.00	224.32	100.00	



Expenses	2022	2021	Change (\$)	Change (%)	
<b>Member Payments</b>	957.85	954.60	3.25	0.34	
<b>Insurance Premiums</b>	957.85	954.60	3.25	0.34	
<b>Mrs Joanna Carroll</b>	957.85	954.60	3.25	0.34	
Accumulation	957.85	954.60	3.25	0.34	<a href="#">WP-1</a> <a href="#">WP-2</a>
<b>Other Expenses</b>	5,629.52	4,485.75	1,143.77	25.50	<a href="#">WP-1</a>
Accountancy Fee	1,045.00	1,100.00	-55.00	5.00	
Adviser Fee	3,940.52	2,796.29	1,144.23	40.92	<a href="#">WP-1</a> <a href="#">WP-2</a>
Auditor Fee	385.00	330.00	55.00	16.67	
Non-Deductible Expense	0.00	0.46	-0.46	100.00	
SMSF Supervisory Levy	259.00	259.00	0.00	0.00	
<b>Total Expenses</b>	56,010.60	-15,502.08	71,512.68	461.31	
Income Tax	2022	2021	Change (\$)	Change (%)	
<b>Income Tax Expense</b>	5,856.00	12,736.95	-6,880.95	54.02	<a href="#">WP-1</a> <a href="#">WP-2</a>
Income Tax Expense	5,856.00	12,736.95	-6,880.95	54.02	
<b>Total Income Tax</b>	5,856.00	12,736.95	-6,880.95	54.02	
<b>Net Profit(Loss) Total</b>	-9,421.73	93,674.45			

## Market Value

					Current Status : Good to Go Prior Status : Warning	Prepared By : Jillian Torres	Reviewed By : N/A
	Security Code	Security Name	Source Price	Units	Market Price	Market Value	
FUND							
	FSF0075AU	First Sentier Wholesale Strategic Cash Fund	1.01	75,322.33	1.01	75,872.18	
	FSF0476AU	CFS FirstChoice W'sale - FirstChoice Wholesale Multi-Index Balanced	0.86	145,668.63	0.86	125,231.32	
	FSF0502AU	CFS FirstChoice W'sale - FirstChoice Wholesale Australian Small Companies	1.74	11,611.68	1.74	20,147.42	
	FSF0505AU	CFS FirstChoice W'sale - Platinum Wholesale International	1.38	53,382.20	1.38	73,421.88	
	FSF1079AU	CFS FirstChoice W'sale - Platinum Wholesale Asia	1.29	14,891.04	1.29	19,254.11	

### Lump Sum Payment - Good to Go

Great news! After review there is nothing that requires your attention.

**Preservation Components**

						Current Status : Good to Go Prior Status : N/A		Prepared By : N/A	Reviewed By : N/A
			Prior Year			Current Year			
Account Name	Account Type	Preserved Amount	Restricted Non-Preserved Amount	Unrestricted Non-Preserved Amount	Preserved Amount	Restricted Non-Preserved Amount	Unrestricted Non-Preserved Amount		
<i>Mrs Joanna Carroll (Age: 51 at 30/06/2022)</i>									
Accumulation	Accumulation	122,897.63	0.00	0.00	120,097.38	0.00	0.00		
<i>Mr Justin Carroll (Age: 63 at 30/06/2022)</i>									
Accumulation	Accumulation	215,025.82	0.00	0.00	208,404.34	0.00	0.00		

**Tax Component Verification (Accumulation)**

		Current Status : Good to Go Prior Status : N/A	Prepared By : N/A	Reviewed By : N/A
	Account Name		Prior Year Tax Free Amount	Current Year Tax Free Amount
<i>Mrs Joanna Carroll (Age: 51 at 30/06/2022)</i>				
	Accumulation		10,071.77	10,071.77
<i>Mr Justin Carroll (Age: 63 at 30/06/2022)</i>				
	Accumulation		60,117.95	60,117.95

## Work Test - Good to Go

Great news! After review there is nothing that requires your attention.

## Contribution Cap Limit







		Current Status : Good to Go Prior Status : N/A	Prepared By : N/A	Reviewed By : N/A
	Current Year Contributions		Concessional	Non-Concessional
<b>Mr Justin Carroll</b> Date of Birth: 09/11/1958 (Age: 62 at 30/06/2022)				
	Caps		27,500.00	110,000.00
	Cumulative available unused cap		18,032.12	0.00
	Maximum cap available		45,532.12	110,000.00
	Contributions made (to this fund)		12,314.45	0.00
	Contributions made (to other fund)		0.00	0.00
	Contributions as allocated		12,314.45	0.00
	Amount above caps		0.00	0.00
<b>Mrs Joanna Carroll</b> Date of Birth: 21/04/1971 (Age: 50 at 30/06/2022)				
	Caps		27,500.00	110,000.00
	Cumulative available unused cap		25,941.38	0.00
	Maximum cap available		53,441.38	110,000.00
	Contributions made (to this fund)		9,210.07	0.00
	Contributions made (to other fund)		0.00	0.00
	Contributions as allocated		9,210.07	0.00
	Amount above caps		0.00	0.00

### Negative Balance - Good to Go















Great news! After review there is nothing that requires your attention.



### Contra Bank Entries

				Current Status : Good to Go Prior Status : Warning		Prepared By : Jillian Torres	Reviewed By : N/A
	Date	Description	Debits	Credits	Balance		
<b>Westpac Working Account</b>							
	23/07/2021	Reim Bartley Inv	0.00	330.00	6,372.46		
	23/07/2021	Bartleys Inv 7260	330.00	0.00	6,042.46		
	27/08/2021	Deposit Dividend Col First State	0.00	85,468.63	88,360.73		
	06/09/2021	Payment Col First State	85,468.63	0.00	4,794.29		
	31/03/2022	Dividend Col First State	0.00	7,409.00	10,278.24		
	04/04/2022	Bpay Tax Office Tax Installment	7,409.00	0.00	2,869.24		

## Income Comparison

					Current Status : Good to Go Prior Status : Warning	Prepared By : Jillian Torres	Reviewed By : N/A
	Date	Income Type	Total Income	Franking Credit	Estimated Income	Estimated Franking Credit	
<b>FSF0075AU : First Sentier Wholesale Strategic Cash Fund (MF:FSF0075AU)</b>							
	28/10/2021	Distribution	8.46	0.00	8.40	0.00	
	27/01/2022	Distribution	8.41	0.00	8.29	0.00	
	24/03/2022	Distribution	8.35	0.00	8.23	0.00	
	30/06/2022	Distribution	30.12	0.00	30.13	0.00	
<b>FSF0476AU : CFS FirstChoice W'sale - FirstChoice Wholesale Multi-Index Balanced (MF:FSF0476AU)</b>							
	23/09/2021	Distribution	0.00	0.00	538.90	0.00	
	30/09/2021	Distribution	537.87	0.00	0.00	0.00	
	16/12/2021	Distribution	5,310.27	0.00	5,573.11	0.00	
	24/03/2022	Distribution	1,347.42	0.00	1,372.53	0.00	
	30/06/2022	Distribution	7,052.41	0.00	7,472.80	0.00	
<b>FSF0502AU : CFS FirstChoice W'sale - FirstChoice Wholesale Australian Small Companies (MF:FSF0502AU)</b>							
	23/09/2021	Distribution	0.00	0.00	56.87	0.00	
	30/09/2021	Distribution	56.87	0.00	0.00	0.00	
	16/12/2021	Distribution	657.42	0.00	674.68	0.00	
	24/03/2022	Distribution	1,132.53	0.00	1,187.22	0.00	
	30/06/2022	Distribution	1,807.79	0.00	1,985.60	0.00	
<b>FSF1079AU : CFS FirstChoice W'sale - Platinum Wholesale Asia (MF:FSF1079AU)</b>							

				Current Status : Good to Go Prior Status : Warning		Prepared By : Jillian Torres	Reviewed By : N/A
🚩	16/12/2021	Distribution	151.95	0.00	153.05	0.00	
🚩	30/06/2022	Distribution	408.12	0.00	416.95	0.00	
FSF0505AU : CFS FirstChoice W'sale - Platinum Wholesale International (MF:FSF0505AU)							
🚩	16/12/2021	Distribution	414.88	0.00	417.09	0.00	
🚩	30/06/2022	Distribution	9,690.49	0.00	11,162.22	0.00	

### Benefits Paid to Member < 60 - Good to Go

Great news! After review there is nothing that requires your attention.

## Retirement Condition - Good to Go

Great news! After review there is nothing that requires your attention.

### Pension Limit - Not Applicable

The system did not find any data to process.

### Tax Effective Allocation of Pension Payment (Member Level) - Not Applicable

The system did not find any data to process.

### Preservation Components for Member above 65 - Not Applicable

The system did not find any data to process.



### Tax Component Verification (Pension) - Not Applicable

The system did not find any data to process.

### Tax Effective Allocation of Pension Payment (Pension Account Level) - Not Applicable

The system did not find any data to process.

## General Ledger

Date	Description	Quantity	Debits	Credits	Balance
<b>Member Receipts / Contributions / Employer / Mr Justin Carroll</b>					
01/07/2021	Opening Balance	0.00	0.00	0.00	0.00
02/07/2021	Employer Contribution: Flight Extruded Plastics LP	0.00	0.00	1,003.67	1,003.67
03/08/2021	Employer Contribution: Flight Extruded Plastics LP	0.00	0.00	864.21	1,867.88
03/09/2021	Employer Contribution: Flight Extruded Plastics LP	0.00	0.00	1,088.18	2,956.06
01/10/2021	Employer Contribution: Flight Extruded Plastics LP	0.00	0.00	870.55	3,826.61
03/11/2021	Employer Contribution: Flight Extruded Plastics LP	0.00	0.00	870.55	4,697.16
02/12/2021	Employer Contribution: Flight Extruded Plastics LP	0.00	0.00	1,088.18	5,785.34
23/12/2021	Employer Contribution: Flight Extruded Plastics LP	0.00	0.00	870.55	6,655.89
03/02/2022	Employer Contribution: Flight Extruded Plastics LP	0.00	0.00	870.55	7,526.44
03/03/2022	Employer Contribution: Flight Extruded Plastics LP	0.00	0.00	870.55	8,396.99
05/04/2022	Employer Contribution: Flight Extruded Plastics LP	0.00	0.00	1,088.18	9,485.17
03/05/2022	Employer Contribution: Flight Extruded Plastics LP	0.00	0.00	870.55	10,355.72
08/06/2022	Employer Contribution: Flight Extruded Plastics LP	0.00	0.00	1,088.18	11,443.90

Date	Description	Quantity	Debits	Credits	Balance
30/06/2022	Employer Contribution: Flight Extruded Plastics LP	0.00	0.00	870.55	12,314.45
30/06/2022	Closing Balance	0.00	0.00	0.00	12,314.45
<b>Member Receipts / Contributions / Employer / Mrs Joanna Carroll</b>					
01/07/2021	Opening Balance	0.00	0.00	0.00	0.00
02/07/2021	Employer Contribution: Flight Extruded Plastics LP	0.00	0.00	750.65	750.65
03/08/2021	Employer Contribution: Flight Extruded Plastics LP	0.00	0.00	646.35	1,397.00
03/09/2021	Employer Contribution: Flight Extruded Plastics LP	0.00	0.00	813.86	2,210.86
01/10/2021	Employer Contribution: Flight Extruded Plastics LP	0.00	0.00	651.09	2,861.95
03/11/2021	Employer Contribution: Flight Extruded Plastics LP	0.00	0.00	651.09	3,513.04
02/12/2021	Employer Contribution: Flight Extruded Plastics LP	0.00	0.00	813.86	4,326.90
23/12/2021	Employer Contribution: Flight Extruded Plastics LP	0.00	0.00	651.09	4,977.99
03/02/2022	Employer Contribution: Flight Extruded Plastics LP	0.00	0.00	651.09	5,629.08
03/03/2022	Employer Contribution: Flight Extruded Plastics LP	0.00	0.00	651.09	6,280.17
05/04/2022	Employer Contribution: Flight Extruded Plastics LP	0.00	0.00	813.86	7,094.03
03/05/2022	Employer Contribution: Flight Extruded Plastics LP	0.00	0.00	651.09	7,745.12

Date	Description	Quantity	Debits	Credits	Balance
08/06/2022	Employer Contribution: Flight Extruded Plastics LP	0.00	0.00	813.86	8,558.98
30/06/2022	Employer Contribution: Flight Extruded Plastics LP	0.00	0.00	651.09	9,210.07
30/06/2022	Closing Balance	0.00	0.00	0.00	9,210.07
<b>Investment Gains / Realised Capital Gains / Managed Investments / CFS FirstChoice W'sale - FirstChoice Wholesale Multi-Index Balanced</b>					
01/07/2021	Opening Balance	0.00	0.00	0.00	0.00
31/03/2022	Listed Security Sale	0.00	0.00	270.82	270.82
30/06/2022	Closing Balance	0.00	0.00	0.00	270.82
<b>Investment Gains / Realised Capital Gains / Managed Investments / First Sentier Wholesale Strategic Cash Fund</b>					
01/07/2021	Opening Balance	0.00	0.00	0.00	0.00
07/09/2021	Unlisted Security Sale	0.00	3.19	0.00	3.19
01/10/2021	Listed Security Sale	0.00	3.10	0.00	6.29
01/11/2021	Listed Security Sale	0.00	3.31	0.00	9.60
01/12/2021	Listed Security Sale	0.00	3.22	0.00	12.82
30/12/2021	Listed Security Sale	0.00	2.26	0.00	15.08
04/01/2022	Listed Security Sale	0.00	3.28	0.00	18.36
01/02/2022	Listed Security Sale	0.00	3.28	0.00	21.64
01/03/2022	Listed Security Sale	0.00	3.28	0.00	24.92
31/03/2022	Dividend Col First State	0.00	62.71	0.00	87.63
01/04/2022	Listed Security Sale	0.00	3.28	0.00	90.91

Date	Description	Quantity	Debits	Credits	Balance
02/05/2022	Listed Security Sale	0.00	3.28	0.00	94.19
01/06/2022	Listed Security Sale	0.00	3.28	0.00	97.47
30/06/2022	Closing Balance	0.00	0.00	0.00	97.47
<b>Investment Gains / Disposal Suspense / Managed Investments / CFS FirstChoice W'sale - FirstChoice Wholesale Multi-Index Balanced</b>					
01/07/2021	Opening Balance	0.00	0.00	0.00	0.00
31/03/2022	Listed Security Sale	1,165.77	0.00	1,320.96	1,320.96
31/03/2022	Listed Security Sale	-1,165.77	1,320.96	0.00	0.00
30/06/2022	Closing Balance	0.00	0.00	0.00	0.00
<b>Investment Gains / Disposal Suspense / Managed Investments / CFS FirstChoice W'sale - FirstRate Wholesale Saver A</b>					
01/07/2021	Opening Balance	0.00	0.00	0.00	0.00
01/07/2021	Adviser Service Fee	248.93	0.00	248.93	248.93
01/07/2021	Adviser Service Fee	-248.93	248.93	0.00	0.00
02/08/2021	Adviser Service fee	319.83	0.00	319.83	319.83
02/08/2021	Adviser Service fee	-319.83	319.83	0.00	0.00
26/08/2021	Unlisted Security Sale	85,468.63	0.00	85,468.63	85,468.63
26/08/2021	Unlisted Security Sale	-85,468.63	85,468.63	0.00	0.00
30/06/2022	Closing Balance	0.00	0.00	0.00	0.00
<b>Investment Gains / Disposal Suspense / Managed Investments / CFS FirstChoice W'sale - FirstRate Wholesale Term Deposit (3 Month)</b>					
01/07/2021	Opening Balance	0.00	0.00	0.00	0.00
04/08/2021	Unlisted Security Sale	24,045.77	0.00	24,045.77	24,045.77

Date	Description	Quantity	Debits	Credits	Balance
04/08/2021	Unlisted Security Sale	-24,045.77	24,045.77	0.00	0.00
30/06/2022	Closing Balance	0.00	0.00	0.00	0.00
<b>Investment Gains / Disposal Suspense / Managed Investments / CFS FirstChoice W'sale - FirstRate WS Term Deposit 2 Yr</b>					
01/07/2021	Opening Balance	0.00	0.00	0.00	0.00
04/08/2021	FirstRate WS Term Deposit 2 Yr	23,085.63	0.00	23,085.63	23,085.63
04/08/2021	FirstRate WS Term Deposit 2 Yr	-23,085.63	23,085.63	0.00	0.00
30/06/2022	Closing Balance	0.00	0.00	0.00	0.00
<b>Investment Gains / Disposal Suspense / Managed Investments / First Sentier Wholesale Strategic Cash Fund</b>					
01/07/2021	Opening Balance	0.00	0.00	0.00	0.00
07/09/2021	Unlisted Security Sale	309.31	0.00	309.31	309.31
07/09/2021	Unlisted Security Sale	-309.31	309.31	0.00	0.00
01/10/2021	Listed Security Sale	301.07	0.00	301.07	301.07
01/10/2021	Listed Security Sale	-301.07	301.07	0.00	0.00
01/11/2021	Listed Security Sale	321.12	0.00	321.12	321.12
01/11/2021	Listed Security Sale	-321.12	321.12	0.00	0.00
01/12/2021	Listed Security Sale	313.03	0.00	313.03	313.03
01/12/2021	Listed Security Sale	-313.03	313.03	0.00	0.00
30/12/2021	Listed Security Sale	219.23	0.00	219.23	219.23
30/12/2021	Listed Security Sale	-219.23	219.23	0.00	0.00
04/01/2022	Listed Security Sale	318.00	0.00	318.00	318.00



Date	Description	Quantity	Debits	Credits	Balance
04/01/2022	Listed Security Sale	-318.00	318.00	0.00	0.00
01/02/2022	Listed Security Sale	318.00	0.00	318.00	318.00
01/02/2022	Listed Security Sale	-318.00	318.00	0.00	0.00
01/03/2022	Listed Security Sale	318.00	0.00	318.00	318.00
01/03/2022	Listed Security Sale	-318.00	318.00	0.00	0.00
31/03/2022	Dividend Col First State	6,088.04	0.00	6,088.04	6,088.04
31/03/2022	Dividend Col First State	-6,088.04	6,088.04	0.00	0.00
01/04/2022	Listed Security Sale	318.00	0.00	318.00	318.00
01/04/2022	Listed Security Sale	-318.00	318.00	0.00	0.00
02/05/2022	Listed Security Sale	318.00	0.00	318.00	318.00
02/05/2022	Listed Security Sale	-318.00	318.00	0.00	0.00
01/06/2022	Listed Security Sale	318.00	0.00	318.00	318.00
01/06/2022	Listed Security Sale	-318.00	318.00	0.00	0.00
30/06/2022	Closing Balance	0.00	0.00	0.00	0.00
<b>Investment Income / Distributions / Managed Investments / CFS FirstChoice W'sale - FirstChoice Wholesale Australian Small Companies</b>					
01/07/2021	Opening Balance	0.00	0.00	0.00	0.00
30/09/2021	Investment Income	0.00	0.00	56.87	56.87
16/12/2021	FSF0502AU Distribution - Cash	0.00	0.00	657.42	714.29
24/03/2022	FSF0502AU Distribution - Cash	0.00	0.00	1,132.53	1,846.82
30/06/2022	Distribution - Tax Statement	0.00	0.00	3.24	1,850.06



Date	Description	Quantity	Debits	Credits	Balance
30/06/2022	Distribution - Tax Statement	0.00	0.00	37.51	1,887.57
30/06/2022	Distribution - Tax Statement	0.00	0.00	64.60	1,952.17
30/06/2022	Distribution - Tax Statement	0.00	0.00	103.12	2,055.29
30/06/2022	FSF0502AU Distribution - Cash	0.00	0.00	1,807.79	3,863.08
30/06/2022	Closing Balance	0.00	0.00	0.00	3,863.08
<b>Investment Income / Distributions / Managed Investments / CFS FirstChoice W'sale - FirstChoice Wholesale Multi-Index Balanced</b>					
01/07/2021	Opening Balance	0.00	0.00	0.00	0.00
30/09/2021	Investment Income	0.00	0.00	537.87	537.87
16/12/2021	FSF0476AU Distribution - Cash	0.00	0.00	5,310.27	5,848.14
24/03/2022	FSF0476AU Distribution - Cash	0.00	0.00	1,347.42	7,195.56
30/06/2022	Distribution - Tax Statement	0.00	0.00	44.52	7,240.08
30/06/2022	Distribution - Tax Statement	0.00	0.00	111.53	7,351.61
30/06/2022	Distribution - Tax Statement	0.00	0.00	439.58	7,791.19
30/06/2022	Distribution - Tax Statement	0.00	0.00	583.77	8,374.96
30/06/2022	FSF0476AU Distribution - Cash	0.00	0.00	7,052.41	15,427.37
30/06/2022	Closing Balance	0.00	0.00	0.00	15,427.37
<b>Investment Income / Distributions / Managed Investments / CFS FirstChoice W'sale - Platinum Wholesale Asia</b>					
01/07/2021	Opening Balance	0.00	0.00	0.00	0.00
16/12/2021	FSF1079AU Distribution - Cash	0.00	0.00	151.95	151.95
30/06/2022	Distribution - Tax Statement	0.00	0.00	1.55	153.50

Date	Description	Quantity	Debits	Credits	Balance
30/06/2022	Distribution - Tax Statement	0.00	0.00	4.18	157.68
30/06/2022	FSF1079AU Distribution - Cash	0.00	0.00	408.12	565.80
30/06/2022	Closing Balance	0.00	0.00	0.00	565.80
<b>Investment Income / Distributions / Managed Investments / CFS FirstChoice W'sale - Platinum Wholesale International</b>					
01/07/2021	Opening Balance	0.00	0.00	0.00	0.00
16/12/2021	FSF0505AU Distribution - Cash	0.00	0.00	414.88	414.88
30/06/2022	Distribution - Tax Statement	0.00	0.00	9.60	424.48
30/06/2022	Distribution - Tax Statement	0.00	0.00	224.14	648.62
30/06/2022	FSF0505AU Distribution - Cash	0.00	0.00	9,690.49	10,339.11
30/06/2022	Closing Balance	0.00	0.00	0.00	10,339.11
<b>Investment Income / Distributions / Managed Investments / First Sentier Wholesale Strategic Cash Fund</b>					
01/07/2021	Opening Balance	0.00	0.00	0.00	0.00
28/10/2021	Investment Income	0.00	0.00	8.46	8.46
27/01/2022	Investment Income	0.00	0.00	8.41	16.87
24/03/2022	FSF0075AU Distribution - Cash	0.00	0.00	8.35	25.22
26/05/2022	Investment Income	0.00	0.00	22.68	47.90
30/06/2022	Distribution - Tax Statement	0.00	0.00	0.00	47.90
30/06/2022	Distribution - Tax Statement	0.00	0.00	0.00	47.90
30/06/2022	Distribution - Tax Statement	0.00	0.00	0.00	47.90
30/06/2022	FSF0075AU Distribution - Cash	0.00	0.00	30.12	78.02

Date	Description	Quantity	Debits	Credits	Balance
30/06/2022	Closing Balance	0.00	0.00	0.00	78.02
<b>Investment Income / Interest / Cash At Bank / Westpac Working Account</b>					
01/07/2021	Opening Balance	0.00	0.00	0.00	0.00
30/07/2021	Interest	0.00	0.00	0.08	0.08
31/08/2021	Interest	0.00	0.00	0.15	0.23
30/09/2021	Interest	0.00	0.00	0.17	0.40
29/10/2021	Interest	0.00	0.00	0.04	0.44
30/11/2021	Interest	0.00	0.00	0.06	0.50
31/12/2021	Interest	0.00	0.00	0.02	0.52
28/02/2022	Interest	0.00	0.00	0.01	0.53
31/03/2022	Interest	0.00	0.00	0.02	0.55
29/04/2022	Interest	0.00	0.00	0.04	0.59
31/05/2022	Interest	0.00	0.00	0.05	0.64
30/06/2022	Interest	0.00	0.00	0.06	0.70
30/06/2022	Closing Balance	0.00	0.00	0.00	0.70
<b>Investment Income / Interest / Managed Investments / CFS FirstChoice W'sale - FirstRate Wholesale Saver A</b>					
01/07/2021	Opening Balance	0.00	0.00	0.00	0.00
31/07/2021	Investment Income	0.00	0.00	3.37	3.37
09/08/2021	Investment Income	0.00	0.00	136.09	139.46
26/08/2021	Investment Income	0.00	0.00	5.25	144.71

Date	Description	Quantity	Debits	Credits	Balance
30/06/2022	Closing Balance	0.00	0.00	0.00	144.71
<b>Investment Income / Interest / Managed Investments / CFS FirstChoice W'sale - FirstRate Wholesale Term Deposit (3 Month)</b>					
01/07/2021	Opening Balance	0.00	0.00	0.00	0.00
04/08/2021	Investment Income	0.00	0.00	0.61	0.61
30/06/2022	Closing Balance	0.00	0.00	0.00	0.61
<b>Investment Income / Interest / Managed Investments / CFS FirstChoice W'sale - FirstRate WS Term Deposit 2 Yr</b>					
01/07/2021	Opening Balance	0.00	0.00	0.00	0.00
31/07/2021	Investment Income	0.00	0.00	15.68	15.68
04/08/2021	Investment Income	0.00	0.00	3.04	18.72
30/06/2022	Closing Balance	0.00	0.00	0.00	18.72
<b>Other Income / ATO Interest Payments</b>					
01/07/2021	Opening Balance	0.00	0.00	0.00	0.00
20/05/2022	Deposit Ato	0.00	0.00	1.76	1.76
30/06/2022	Closing Balance	0.00	0.00	0.00	1.76
<b>Other Income / Rebate</b>					
01/07/2021	Opening Balance	0.00	0.00	0.00	0.00
08/09/2021	Fund General Income	0.00	0.00	46.36	46.36
08/03/2022	Fund General Income	0.00	0.00	60.76	107.12
30/06/2022	Closing Balance	0.00	0.00	0.00	107.12
<b>Other Income / Sundry</b>					

Date	Description	Quantity	Debits	Credits	Balance
01/07/2021	Opening Balance	0.00	0.00	0.00	0.00
16/12/2021	Deposit online tfr westpac cho	0.00	0.00	200.00	200.00
30/06/2022	Closing Balance	0.00	0.00	0.00	200.00
<b>Member Payments / Insurance Premiums / Mrs Joanna Carroll / Accumulation</b>					
01/07/2021	Opening Balance	0.00	0.00	0.00	0.00
16/02/2022	AIA Australia	0.00	957.85	0.00	957.85
30/06/2022	Closing Balance	0.00	0.00	0.00	957.85
01/07/2021	Opening Balance	0.00	0.00	0.00	0.00
16/02/2022	AIA Australia	0.00	0.00	957.85	957.85
16/02/2022	Insurance Premium Paid	0.00	957.85	0.00	0.00
30/06/2022	Closing Balance	0.00	0.00	0.00	0.00
<b>Other Expenses / Accountancy Fee</b>					
01/07/2021	Opening Balance	0.00	0.00	0.00	0.00
25/08/2021	SMSF Aus Inv 0973 for return	0.00	770.00	0.00	770.00
25/08/2021	SMSF Aus Inv 0973 for return - subscription fee	0.00	275.00	0.00	1,045.00
30/06/2022	Closing Balance	0.00	0.00	0.00	1,045.00
<b>Other Expenses / Adviser Fee</b>					
01/07/2021	Opening Balance	0.00	0.00	0.00	0.00
01/07/2021	Adviser Fee	0.00	248.93	0.00	248.93

Date	Description	Quantity	Debits	Credits	Balance
02/08/2021	Adviser Fee	0.00	319.83	0.00	568.76
02/09/2021	Adviser Fee	0.00	309.31	0.00	878.07
01/10/2021	Adviser Fee	0.00	301.07	0.00	1,179.14
01/11/2021	Adviser Fee	0.00	321.12	0.00	1,500.26
01/12/2021	Adviser Fee	0.00	313.03	0.00	1,813.29
30/12/2021	Adviser Fee	0.00	219.23	0.00	2,032.52
04/01/2022	Adviser Fee	0.00	318.00	0.00	2,350.52
01/02/2022	Adviser Fee	0.00	318.00	0.00	2,668.52
01/03/2022	Adviser Fee	0.00	318.00	0.00	2,986.52
01/04/2022	Adviser Fee	0.00	318.00	0.00	3,304.52
02/05/2022	Adviser Fee	0.00	318.00	0.00	3,622.52
01/06/2022	Adviser Fee	0.00	318.00	0.00	3,940.52
30/06/2022	Closing Balance	0.00	0.00	0.00	3,940.52
<b>Other Expenses / Auditor Fee</b>					
01/07/2021	Opening Balance	0.00	0.00	0.00	0.00
25/08/2021	SMSF Aus Inv 0973 for return	0.00	385.00	0.00	385.00
30/06/2022	Closing Balance	0.00	0.00	0.00	385.00
<b>Other Expenses / SMSF Supervisory Levy</b>					
01/07/2021	Opening Balance	0.00	0.00	0.00	0.00
09/12/2021	BPAY Tax Office Ato2021 return	0.00	259.00	0.00	259.00



Date	Description	Quantity	Debits	Credits	Balance
30/06/2022	Closing Balance	0.00	0.00	0.00	259.00
<b>Investment Losses / Decrease in Market Value / Managed Investments / CFS FirstChoice W'sale - FirstChoice Wholesale Australian Small Companies</b>					
01/07/2021	Opening Balance	0.00	0.00	0.00	0.00
30/06/2022	Market Value Adjustment	0.00	7,830.98	0.00	7,830.98
30/06/2022	Closing Balance	0.00	0.00	0.00	7,830.98
<b>Investment Losses / Decrease in Market Value / Managed Investments / CFS FirstChoice W'sale - FirstChoice Wholesale Multi-Index Balanced</b>					
01/07/2021	Opening Balance	0.00	0.00	0.00	0.00
30/06/2022	Market Value Adjustment	0.00	22,158.88	0.00	22,158.88
30/06/2022	Closing Balance	0.00	0.00	0.00	22,158.88
<b>Investment Losses / Decrease in Market Value / Managed Investments / CFS FirstChoice W'sale - Platinum Wholesale Asia</b>					
01/07/2021	Opening Balance	0.00	0.00	0.00	0.00
30/06/2022	Market Value Adjustment	0.00	3,784.50	0.00	3,784.50
30/06/2022	Closing Balance	0.00	0.00	0.00	3,784.50
<b>Investment Losses / Decrease in Market Value / Managed Investments / CFS FirstChoice W'sale - Platinum Wholesale International</b>					
01/07/2021	Opening Balance	0.00	0.00	0.00	0.00
30/06/2022	Market Value Adjustment	0.00	15,424.55	0.00	15,424.55
30/06/2022	Closing Balance	0.00	0.00	0.00	15,424.55
<b>Investment Losses / Decrease in Market Value / Managed Investments / First Sentier Wholesale Strategic Cash Fund</b>					
01/07/2021	Opening Balance	0.00	0.00	0.00	0.00
30/06/2022	Market Value Adjustment	0.00	224.32	0.00	224.32

Date	Description	Quantity	Debits	Credits	Balance
30/06/2022	Closing Balance	0.00	0.00	0.00	224.32
<b>Income Tax Expense / Income Tax Expense</b>					
01/07/2021	Opening Balance	0.00	0.00	0.00	0.00
02/07/2021	Fund Income Tax	0.00	112.60	0.00	112.60
02/07/2021	Fund Income Tax	0.00	150.55	0.00	263.15
03/08/2021	Fund Income Tax	0.00	96.95	0.00	360.10
03/08/2021	Fund Income Tax	0.00	129.63	0.00	489.73
03/09/2021	Fund Income Tax	0.00	122.08	0.00	611.81
03/09/2021	Fund Income Tax	0.00	163.23	0.00	775.04
01/10/2021	Fund Income Tax	0.00	97.66	0.00	872.70
01/10/2021	Fund Income Tax	0.00	130.58	0.00	1,003.28
03/11/2021	Fund Income Tax	0.00	97.66	0.00	1,100.94
03/11/2021	Fund Income Tax	0.00	130.58	0.00	1,231.52
02/12/2021	Fund Income Tax	0.00	122.08	0.00	1,353.60
02/12/2021	Fund Income Tax	0.00	163.23	0.00	1,516.83
23/12/2021	Fund Income Tax	0.00	97.66	0.00	1,614.49
23/12/2021	Fund Income Tax	0.00	130.58	0.00	1,745.07
03/02/2022	Fund Income Tax	0.00	97.66	0.00	1,842.73
03/02/2022	Fund Income Tax	0.00	130.58	0.00	1,973.31
16/02/2022	Fund Income Tax	0.00	0.00	143.68	1,829.63



Date	Description	Quantity	Debits	Credits	Balance
03/03/2022	Fund Income Tax	0.00	97.66	0.00	1,927.29
03/03/2022	Fund Income Tax	0.00	130.58	0.00	2,057.87
05/04/2022	Fund Income Tax	0.00	122.08	0.00	2,179.95
05/04/2022	Fund Income Tax	0.00	163.23	0.00	2,343.18
03/05/2022	Fund Income Tax	0.00	97.66	0.00	2,440.84
03/05/2022	Fund Income Tax	0.00	130.58	0.00	2,571.42
08/06/2022	Fund Income Tax	0.00	122.08	0.00	2,693.50
08/06/2022	Fund Income Tax	0.00	163.23	0.00	2,856.73
30/06/2022	Fund Income Tax	0.00	97.66	0.00	2,954.39
30/06/2022	Fund Income Tax	0.00	130.58	0.00	3,084.97
30/06/2022	Fund Income Tax	0.00	2,771.03	0.00	5,856.00
30/06/2022	Closing Balance	0.00	0.00	0.00	5,856.00
<b>Investments - CFS FirstChoice W'sale - FirstChoice Wholesale Australian Small Companies</b>					
01/07/2021	Opening Balance	7,923.72	0.00	0.00	19,654.79
02/07/2021	Col First state FSF0502AU	1,881.60	4,669.00	0.00	24,323.79
30/09/2021	Investment Income	21.52	56.87	0.00	24,380.66
16/12/2021	FSF0502AU Distribution - Cash	258.03	657.42	0.00	25,038.08
24/03/2022	FSF0502AU Distribution - Cash	487.00	1,132.53	0.00	26,170.61
30/06/2022	FSF0502AU Distribution - Cash	1,039.80	1,807.79	0.00	27,978.40
30/06/2022	Market Value Adjustment	0.00	0.00	7,830.98	20,147.42

Date	Description	Quantity	Debits	Credits	Balance
30/06/2022	Closing Balance	11,611.68	0.00	0.00	20,147.42
<b>Investments - CFS FirstChoice W'sale - FirstChoice Wholesale Multi-Index Balanced</b>					
01/07/2021	Opening Balance	101,864.82	0.00	0.00	103,861.37
02/07/2021	Unlisted Security Purchase	29,573.91	30,331.00	0.00	134,192.37
30/09/2021	Investment Income	521.90	537.87	0.00	134,730.24
16/12/2021	FSF0476AU Distribution - Cash	5,308.15	5,310.27	0.00	140,040.51
24/03/2022	FSF0476AU Distribution - Cash	1,370.86	1,347.42	0.00	141,387.93
31/03/2022	Listed Security Sale	-1,165.77	0.00	1,050.14	140,337.79
30/06/2022	FSF0476AU Distribution - Cash	8,194.76	7,052.41	0.00	147,390.20
30/06/2022	Market Value Adjustment	0.00	0.00	22,158.88	125,231.32
30/06/2022	Closing Balance	145,668.63	0.00	0.00	125,231.32
<b>Investments - CFS FirstChoice W'sale - FirstRate Wholesale Saver A</b>					
01/07/2021	Opening Balance	27,076.60	0.00	0.00	27,076.60
01/07/2021	Adviser Service Fee	-248.93	0.00	248.93	26,827.67
02/07/2021	Unlisted Security Purchase	11,669.00	11,669.00	0.00	38,496.67
31/07/2021	Investment Income	3.37	3.37	0.00	38,500.04
31/07/2021	Unlisted Security Purchase	15.68	15.68	0.00	38,515.72
02/08/2021	Adviser Service fee	-319.83	0.00	319.83	38,195.89
04/08/2021	Unlisted Security Purchase	23,085.63	23,085.63	0.00	61,281.52
04/08/2021	Unlisted Security Purchase	24,045.77	24,045.77	0.00	85,327.29

Date	Description	Quantity	Debits	Credits	Balance
09/08/2021	Investment Income	136.09	136.09	0.00	85,463.38
26/08/2021	Investment Income	5.25	5.25	0.00	85,468.63
26/08/2021	Unlisted Security Sale	-85,468.63	0.00	85,468.63	0.00
30/06/2022	Closing Balance	0.00	0.00	0.00	0.00
<b>Investments - CFS FirstChoice W'sale - FirstRate Wholesale Term Deposit (3 Month)</b>					
01/07/2021	Opening Balance	24,045.16	0.00	0.00	24,045.16
04/08/2021	Investment Income	0.61	0.61	0.00	24,045.77
04/08/2021	Unlisted Security Sale	-24,045.77	0.00	24,045.77	0.00
30/06/2022	Closing Balance	0.00	0.00	0.00	0.00
<b>Investments - CFS FirstChoice W'sale - FirstRate WS Term Deposit 2 Yr</b>					
01/07/2021	Opening Balance	23,082.59	0.00	0.00	23,082.59
04/08/2021	FirstRate WS Term Deposit 2 Yr	-23,085.63	0.00	23,085.63	3.04
04/08/2021	Investment Income	3.04	3.04	0.00	0.00
30/06/2022	Closing Balance	0.00	0.00	0.00	0.00
<b>Investments - CFS FirstChoice W'sale - Platinum Wholesale Asia</b>					
01/07/2021	Opening Balance	11,444.98	0.00	0.00	17,809.54
02/07/2021	Col First state FSF1079AU	3,026.12	4,669.00	0.00	22,478.54
16/12/2021	FSF1079AU Distribution - Cash	104.76	151.95	0.00	22,630.49
30/06/2022	FSF1079AU Distribution - Cash	315.17	408.12	0.00	23,038.61
30/06/2022	Market Value Adjustment	0.00	0.00	3,784.50	19,254.11

Date	Description	Quantity	Debits	Credits	Balance
30/06/2022	Closing Balance	14,891.04	0.00	0.00	19,254.11
<b>Investments - CFS FirstChoice W'sale - Platinum Wholesale International</b>					
01/07/2021	Opening Balance	35,187.45	0.00	0.00	60,079.06
02/07/2021	Col First state FSF0505AU	10,910.26	18,662.00	0.00	78,741.06
16/12/2021	FSF0505AU Distribution - Cash	246.07	414.88	0.00	79,155.94
30/06/2022	FSF0505AU Distribution - Cash	7,038.42	9,690.49	0.00	88,846.43
30/06/2022	Market Value Adjustment	0.00	0.00	15,424.55	73,421.88
30/06/2022	Closing Balance	53,382.20	0.00	0.00	73,421.88
<b>Investments - First Sentier Wholesale Strategic Cash Fund</b>					
01/07/2021	Opening Balance	0.00	0.00	0.00	0.00
06/09/2021	BUY FSI Strategic Cash	84,597.28	85,468.63	0.00	85,468.63
07/09/2021	Unlisted Security Sale	-309.31	0.00	312.50	85,156.13
08/09/2021	Listed Security Purchase	46.36	46.36	0.00	85,202.49
01/10/2021	Listed Security Sale	-301.07	0.00	304.17	84,898.32
28/10/2021	Investment Income	8.46	8.46	0.00	84,906.78
01/11/2021	Listed Security Sale	-321.12	0.00	324.43	84,582.35
01/12/2021	Listed Security Sale	-313.03	0.00	316.25	84,266.10
30/12/2021	Listed Security Sale	-219.23	0.00	221.49	84,044.61
04/01/2022	Listed Security Sale	-318.00	0.00	321.28	83,723.33
27/01/2022	Investment Income	8.41	8.41	0.00	83,731.74

Date	Description	Quantity	Debits	Credits	Balance
01/02/2022	Listed Security Sale	-318.00	0.00	321.28	83,410.46
01/03/2022	Listed Security Sale	-318.00	0.00	321.28	83,089.18
08/03/2022	Listed Security Purchase	60.76	60.76	0.00	83,149.94
24/03/2022	FSF0075AU Distribution - Cash	8.28	8.35	0.00	83,158.29
31/03/2022	Dividend Col First State	-6,088.04	0.00	6,150.75	77,007.54
01/04/2022	Listed Security Sale	-318.00	0.00	321.28	76,686.26
02/05/2022	Listed Security Sale	-318.00	0.00	321.28	76,364.98
26/05/2022	Investment Income	22.68	22.68	0.00	76,387.66
01/06/2022	Listed Security Sale	-318.00	0.00	321.28	76,066.38
30/06/2022	FSF0075AU Distribution - Cash	29.90	30.12	0.00	76,096.50
30/06/2022	Market Value Adjustment	0.00	0.00	224.32	75,872.18
30/06/2022	Closing Balance	75,322.33	0.00	0.00	75,872.18
<b>Cash At Bank - Westpac Working Account</b>					
01/07/2021	Opening Balance	0.00	0.00	0.00	74,288.14
02/07/2021	Col First state	0.00	0.00	70,000.00	4,288.14
02/07/2021	Quicksuper	0.00	1,754.32	0.00	6,042.46
23/07/2021	Bartleys Inv 7260	0.00	0.00	330.00	5,712.46
23/07/2021	Reim Bartley Inv	0.00	330.00	0.00	6,042.46
30/07/2021	Interest	0.00	0.08	0.00	6,042.54
03/08/2021	Quicksuper	0.00	1,510.56	0.00	7,553.10

Date	Description	Quantity	Debits	Credits	Balance
25/08/2021	Bpay Tax Office	0.00	0.00	3,231.00	4,322.10
25/08/2021	SMSF Aus Inv 0973 for return	0.00	0.00	1,430.00	2,892.10
27/08/2021	Deposit Dividend Col First State	0.00	85,468.63	0.00	88,360.73
31/08/2021	Interest	0.00	0.15	0.00	88,360.88
03/09/2021	Quicksuper	0.00	1,902.04	0.00	90,262.92
06/09/2021	Payment Col First State	0.00	0.00	85,468.63	4,794.29
30/09/2021	Interest	0.00	0.17	0.00	4,794.46
01/10/2021	Quicksuper	0.00	1,521.64	0.00	6,316.10
29/10/2021	Interest	0.00	0.04	0.00	6,316.14
02/11/2021	Quicksuper	0.00	1,902.04	0.00	8,218.18
03/11/2021	Quicksuper	0.00	1,521.64	0.00	9,739.82
30/11/2021	Interest	0.00	0.06	0.00	9,739.88
09/12/2021	BPAY Tax Office Ato2021 return	0.00	0.00	9,061.76	678.12
16/12/2021	Ato Instalment	0.00	0.00	808.00	129.88
16/12/2021	Deposit online tfr westpac cho	0.00	200.00	0.00	70.12
23/12/2021	Quicksuper	0.00	1,521.64	0.00	1,591.76
31/12/2021	Interest	0.00	0.02	0.00	1,591.78
05/01/2022	Ato Installment	0.00	0.00	808.00	783.78
03/02/2022	Quicksuper	0.00	1,521.64	0.00	2,305.42
16/02/2022	AIA Australia	0.00	0.00	957.85	1,347.57



Date	Description	Quantity	Debits	Credits	Balance
28/02/2022	Interest	0.00	0.01	0.00	1,347.58
03/03/2022	Quicksuper	0.00	1,521.64	0.00	2,869.22
31/03/2022	Dividend Col First State	0.00	7,409.00	0.00	10,278.22
31/03/2022	Interest	0.00	0.02	0.00	10,278.24
04/04/2022	Bpay Tax Office Tax Installment	0.00	0.00	7,409.00	2,869.24
05/04/2022	Quicksuper	0.00	1,902.04	0.00	4,771.28
29/04/2022	Interest	0.00	0.04	0.00	4,771.32
03/05/2022	Quicksuper	0.00	1,521.64	0.00	6,292.96
20/05/2022	Deposit Ato	0.00	1.76	0.00	6,294.72
31/05/2022	Interest	0.00	0.05	0.00	6,294.77
08/06/2022	Quicksuper	0.00	1,902.04	0.00	8,196.81
30/06/2022	Interest	0.00	0.06	0.00	8,196.87
30/06/2022	Quicksuper	0.00	1,521.64	0.00	9,718.51
30/06/2022	Closing Balance	0.00	0.00	0.00	9,718.51
<b>Other Assets - Unsettled Trades / Acquisitions / Managed Investments / CFS FirstChoice W'sale - FirstChoice Wholesale Australian Small Companies</b>					
01/07/2021	Opening Balance	0.00	0.00	0.00	0.00
02/07/2021	Col First state FSF0502AU	0.00	0.00	4,669.00	4,669.00
02/07/2021	Col First state FSF0502AU	0.00	4,669.00	0.00	0.00
30/09/2021	Investment Income	0.00	0.00	56.87	56.87
30/09/2021	Investment Income	0.00	56.87	0.00	0.00

Date	Description	Quantity	Debits	Credits	Balance
16/12/2021	FSF0502AU Distribution - Cash	0.00	0.00	657.42	657.42
16/12/2021	FSF0502AU Distribution - Cash	0.00	657.42	0.00	0.00
24/03/2022	FSF0502AU Distribution - Cash	0.00	0.00	1,132.53	1,132.53
24/03/2022	FSF0502AU Distribution - Cash	0.00	1,132.53	0.00	0.00
30/06/2022	FSF0502AU Distribution - Cash	0.00	0.00	1,807.79	1,807.79
30/06/2022	FSF0502AU Distribution - Cash	0.00	1,807.79	0.00	0.00
30/06/2022	Closing Balance	0.00	0.00	0.00	0.00
<b>Other Assets - Unsettled Trades / Acquisitions / Managed Investments / CFS FirstChoice W'sale - FirstChoice Wholesale Multi-Index Balanced</b>					
01/07/2021	Opening Balance	0.00	0.00	0.00	0.00
02/07/2021	Unlisted Security Purchase	0.00	0.00	30,331.00	30,331.00
02/07/2021	Unlisted Security Purchase	0.00	30,331.00	0.00	0.00
30/09/2021	Investment Income	0.00	0.00	537.87	537.87
30/09/2021	Investment Income	0.00	537.87	0.00	0.00
16/12/2021	FSF0476AU Distribution - Cash	0.00	0.00	5,310.27	5,310.27
16/12/2021	FSF0476AU Distribution - Cash	0.00	5,310.27	0.00	0.00
24/03/2022	FSF0476AU Distribution - Cash	0.00	0.00	1,347.42	1,347.42
24/03/2022	FSF0476AU Distribution - Cash	0.00	1,347.42	0.00	0.00
30/06/2022	FSF0476AU Distribution - Cash	0.00	0.00	7,052.41	7,052.41
30/06/2022	FSF0476AU Distribution - Cash	0.00	7,052.41	0.00	0.00
30/06/2022	Closing Balance	0.00	0.00	0.00	0.00



Date	Description	Quantity	Debits	Credits	Balance
<b>Other Assets - Unsettled Trades / Acquisitions / Managed Investments / CFS FirstChoice W'sale - FirstRate Wholesale Saver A</b>					
01/07/2021	Opening Balance	0.00	0.00	0.00	0.00
02/07/2021	Unlisted Security Purchase	0.00	0.00	11,669.00	11,669.00
02/07/2021	Unlisted Security Purchase	0.00	11,669.00	0.00	0.00
31/07/2021	Investment Income	0.00	0.00	3.37	3.37
31/07/2021	Investment Income	0.00	3.37	0.00	0.00
31/07/2021	Unlisted Security Purchase	0.00	0.00	15.68	15.68
31/07/2021	Unlisted Security Purchase	0.00	15.68	0.00	0.00
04/08/2021	Unlisted Security Purchase	0.00	0.00	23,085.63	23,085.63
04/08/2021	Unlisted Security Purchase	0.00	0.00	24,045.77	47,131.40
04/08/2021	Unlisted Security Purchase	0.00	23,085.63	0.00	24,045.77
04/08/2021	Unlisted Security Purchase	0.00	24,045.77	0.00	0.00
09/08/2021	Investment Income	0.00	0.00	136.09	136.09
09/08/2021	Investment Income	0.00	136.09	0.00	0.00
26/08/2021	Investment Income	0.00	0.00	5.25	5.25
26/08/2021	Investment Income	0.00	5.25	0.00	0.00
30/06/2022	Closing Balance	0.00	0.00	0.00	0.00
<b>Other Assets - Unsettled Trades / Acquisitions / Managed Investments / CFS FirstChoice W'sale - FirstRate Wholesale Term Deposit (3 Month)</b>					
01/07/2021	Opening Balance	0.00	0.00	0.00	0.00
04/08/2021	Investment Income	0.00	0.00	0.61	0.61

Date	Description	Quantity	Debits	Credits	Balance
04/08/2021	Investment Income	0.00	0.61	0.00	0.00
30/06/2022	Closing Balance	0.00	0.00	0.00	0.00
<b>Other Assets - Unsettled Trades / Acquisitions / Managed Investments / CFS FirstChoice W'sale - FirstRate WS Term Deposit 2 Yr</b>					
01/07/2021	Opening Balance	0.00	0.00	0.00	0.00
04/08/2021	Investment Income	0.00	0.00	3.04	3.04
04/08/2021	Investment Income	0.00	3.04	0.00	0.00
30/06/2022	Closing Balance	0.00	0.00	0.00	0.00
<b>Other Assets - Unsettled Trades / Acquisitions / Managed Investments / CFS FirstChoice W'sale - Platinum Wholesale Asia</b>					
01/07/2021	Opening Balance	0.00	0.00	0.00	0.00
02/07/2021	Col First state FSF1079AU	0.00	0.00	4,669.00	4,669.00
02/07/2021	Col First state FSF1079AU	0.00	4,669.00	0.00	0.00
16/12/2021	FSF1079AU Distribution - Cash	0.00	0.00	151.95	151.95
16/12/2021	FSF1079AU Distribution - Cash	0.00	151.95	0.00	0.00
30/06/2022	FSF1079AU Distribution - Cash	0.00	0.00	408.12	408.12
30/06/2022	FSF1079AU Distribution - Cash	0.00	408.12	0.00	0.00
30/06/2022	Closing Balance	0.00	0.00	0.00	0.00
<b>Other Assets - Unsettled Trades / Acquisitions / Managed Investments / CFS FirstChoice W'sale - Platinum Wholesale International</b>					
01/07/2021	Opening Balance	0.00	0.00	0.00	0.00
02/07/2021	Col First state FSF0505AU	0.00	0.00	18,662.00	18,662.00
02/07/2021	Col First state FSF0505AU	0.00	18,662.00	0.00	0.00

Date	Description	Quantity	Debits	Credits	Balance
16/12/2021	FSF0505AU Distribution - Cash	0.00	0.00	414.88	414.88
16/12/2021	FSF0505AU Distribution - Cash	0.00	414.88	0.00	0.00
30/06/2022	FSF0505AU Distribution - Cash	0.00	0.00	9,690.49	9,690.49
30/06/2022	FSF0505AU Distribution - Cash	0.00	9,690.49	0.00	0.00
30/06/2022	Closing Balance	0.00	0.00	0.00	0.00
<b>Other Assets - Unsettled Trades / Acquisitions / Managed Investments / First Sentier Wholesale Strategic Cash Fund</b>					
01/07/2021	Opening Balance	0.00	0.00	0.00	0.00
06/09/2021	BUY FSI Strategic Cash	0.00	0.00	85,468.63	85,468.63
06/09/2021	BUY FSI Strategic Cash	0.00	85,468.63	0.00	0.00
08/09/2021	Listed Security Purchase	0.00	0.00	46.36	46.36
08/09/2021	Listed Security Purchase	0.00	46.36	0.00	0.00
28/10/2021	Investment Income	0.00	0.00	8.46	8.46
28/10/2021	Investment Income	0.00	8.46	0.00	0.00
27/01/2022	Investment Income	0.00	0.00	8.41	8.41
27/01/2022	Investment Income	0.00	8.41	0.00	0.00
08/03/2022	Listed Security Purchase	0.00	0.00	60.76	60.76
08/03/2022	Listed Security Purchase	0.00	60.76	0.00	0.00
24/03/2022	FSF0075AU Distribution - Cash	0.00	0.00	8.35	8.35
24/03/2022	FSF0075AU Distribution - Cash	0.00	8.35	0.00	0.00
26/05/2022	Investment Income	0.00	0.00	22.68	22.68

Date	Description	Quantity	Debits	Credits	Balance
26/05/2022	Investment Income	0.00	22.68	0.00	0.00
30/06/2022	FSF0075AU Distribution - Cash	0.00	0.00	30.12	30.12
30/06/2022	FSF0075AU Distribution - Cash	0.00	30.12	0.00	0.00
30/06/2022	Closing Balance	0.00	0.00	0.00	0.00
<b>Other Assets - Unsettled Trades / Disposals / Managed Investments / CFS FirstChoice W'sale - FirstChoice Wholesale Multi-Index Balanced</b>					
01/07/2021	Opening Balance	0.00	0.00	0.00	0.00
31/03/2022	Listed Security Sale	0.00	0.00	1,320.96	1,320.96
31/03/2022	Listed Security Sale	0.00	1,320.96	0.00	0.00
30/06/2022	Closing Balance	0.00	0.00	0.00	0.00
<b>Other Assets - Unsettled Trades / Disposals / Managed Investments / CFS FirstChoice W'sale - FirstRate Wholesale Saver A</b>					
01/07/2021	Opening Balance	0.00	0.00	0.00	0.00
01/07/2021	Adviser Service Fee	0.00	0.00	248.93	248.93
01/07/2021	Adviser Service Fee	0.00	248.93	0.00	0.00
02/08/2021	Adviser Service fee	0.00	0.00	319.83	319.83
02/08/2021	Adviser Service fee	0.00	319.83	0.00	0.00
26/08/2021	Unlisted Security Sale	0.00	85,468.63	0.00	85,468.63
27/08/2021	Unlisted Security Sale	0.00	0.00	85,468.63	0.00
30/06/2022	Closing Balance	0.00	0.00	0.00	0.00
<b>Other Assets - Unsettled Trades / Disposals / Managed Investments / CFS FirstChoice W'sale - FirstRate Wholesale Term Deposit (3 Month)</b>					
01/07/2021	Opening Balance	0.00	0.00	0.00	0.00

Date	Description	Quantity	Debits	Credits	Balance
04/08/2021	Unlisted Security Sale	0.00	0.00	24,045.77	24,045.77
04/08/2021	Unlisted Security Sale	0.00	24,045.77	0.00	0.00
30/06/2022	Closing Balance	0.00	0.00	0.00	0.00
<b>Other Assets - Unsettled Trades / Disposals / Managed Investments / CFS FirstChoice W'sale - FirstRate WS Term Deposit 2 Yr</b>					
01/07/2021	Opening Balance	0.00	0.00	0.00	0.00
04/08/2021	FirstRate WS Term Deposit 2 Yr	0.00	0.00	23,085.63	23,085.63
04/08/2021	FirstRate WS Term Deposit 2 Yr	0.00	23,085.63	0.00	0.00
30/06/2022	Closing Balance	0.00	0.00	0.00	0.00
<b>Other Assets - Unsettled Trades / Disposals / Managed Investments / First Sentier Wholesale Strategic Cash Fund</b>					
01/07/2021	Opening Balance	0.00	0.00	0.00	0.00
07/09/2021	Unlisted Security Sale	0.00	0.00	309.31	309.31
07/09/2021	Unlisted Security Sale	0.00	309.31	0.00	0.00
01/10/2021	Listed Security Sale	0.00	0.00	301.07	301.07
01/10/2021	Listed Security Sale	0.00	301.07	0.00	0.00
01/11/2021	Listed Security Sale	0.00	0.00	321.12	321.12
01/11/2021	Listed Security Sale	0.00	321.12	0.00	0.00
01/12/2021	Listed Security Sale	0.00	0.00	313.03	313.03
01/12/2021	Listed Security Sale	0.00	313.03	0.00	0.00
30/12/2021	Listed Security Sale	0.00	0.00	219.23	219.23
30/12/2021	Listed Security Sale	0.00	219.23	0.00	0.00

Date	Description	Quantity	Debits	Credits	Balance
04/01/2022	Listed Security Sale	0.00	0.00	318.00	318.00
04/01/2022	Listed Security Sale	0.00	318.00	0.00	0.00
01/02/2022	Listed Security Sale	0.00	0.00	318.00	318.00
01/02/2022	Listed Security Sale	0.00	318.00	0.00	0.00
01/03/2022	Listed Security Sale	0.00	0.00	318.00	318.00
01/03/2022	Listed Security Sale	0.00	318.00	0.00	0.00
31/03/2022	Dividend Col First State	0.00	0.00	6,088.04	6,088.04
31/03/2022	Dividend Col First State	0.00	6,088.04	0.00	0.00
01/04/2022	Listed Security Sale	0.00	0.00	318.00	318.00
01/04/2022	Listed Security Sale	0.00	318.00	0.00	0.00
02/05/2022	Listed Security Sale	0.00	0.00	318.00	318.00
02/05/2022	Listed Security Sale	0.00	318.00	0.00	0.00
01/06/2022	Listed Security Sale	0.00	0.00	318.00	318.00
01/06/2022	Listed Security Sale	0.00	318.00	0.00	0.00
30/06/2022	Closing Balance	0.00	0.00	0.00	0.00
<b>Other Assets - Receivables / Investment Income Receivable / Distributions / Managed Investments / CFS FirstChoice W'sale - FirstChoice Wholesale Australian Small Companies</b>					
01/07/2021	Opening Balance	0.00	0.00	0.00	0.00
30/09/2021	Investment Income	0.00	0.00	56.87	56.87
30/09/2021	Investment Income	0.00	56.87	0.00	0.00



Date	Description	Quantity	Debits	Credits	Balance
16/12/2021	FSF0502AU Distribution - Cash	0.00	0.00	657.42	657.42
16/12/2021	FSF0502AU Distribution - Cash	0.00	657.42	0.00	0.00
24/03/2022	FSF0502AU Distribution - Cash	0.00	0.00	1,132.53	1,132.53
24/03/2022	FSF0502AU Distribution - Cash	0.00	1,132.53	0.00	0.00
30/06/2022	FSF0502AU Distribution - Cash	0.00	0.00	1,807.79	1,807.79
30/06/2022	FSF0502AU Distribution - Cash	0.00	1,807.79	0.00	0.00
30/06/2022	Closing Balance	0.00	0.00	0.00	0.00
<b>Other Assets - Receivables / Investment Income Receivable / Distributions / Managed Investments / CFS FirstChoice W'sale - FirstChoice Wholesale Multi-Index Balanced</b>					
01/07/2021	Opening Balance	0.00	0.00	0.00	0.00
30/09/2021	Investment Income	0.00	0.00	537.87	537.87
30/09/2021	Investment Income	0.00	537.87	0.00	0.00
16/12/2021	FSF0476AU Distribution - Cash	0.00	0.00	5,310.27	5,310.27
16/12/2021	FSF0476AU Distribution - Cash	0.00	5,310.27	0.00	0.00
24/03/2022	FSF0476AU Distribution - Cash	0.00	0.00	1,347.42	1,347.42
24/03/2022	FSF0476AU Distribution - Cash	0.00	1,347.42	0.00	0.00
30/06/2022	FSF0476AU Distribution - Cash	0.00	0.00	7,052.41	7,052.41
30/06/2022	FSF0476AU Distribution - Cash	0.00	7,052.41	0.00	0.00
30/06/2022	Closing Balance	0.00	0.00	0.00	0.00
<b>Other Assets - Receivables / Investment Income Receivable / Distributions / Managed Investments / CFS FirstChoice W'sale - Platinum Wholesale Asia</b>					
01/07/2021	Opening Balance	0.00	0.00	0.00	0.00

Date	Description	Quantity	Debits	Credits	Balance
16/12/2021	FSF1079AU Distribution - Cash	0.00	0.00	151.95	151.95
16/12/2021	FSF1079AU Distribution - Cash	0.00	151.95	0.00	0.00
30/06/2022	FSF1079AU Distribution - Cash	0.00	0.00	408.12	408.12
30/06/2022	FSF1079AU Distribution - Cash	0.00	408.12	0.00	0.00
30/06/2022	Closing Balance	0.00	0.00	0.00	0.00
<b>Other Assets - Receivables / Investment Income Receivable / Distributions / Managed Investments / CFS FirstChoice W'sale - Platinum Wholesale International</b>					
01/07/2021	Opening Balance	0.00	0.00	0.00	0.00
16/12/2021	FSF0505AU Distribution - Cash	0.00	0.00	414.88	414.88
16/12/2021	FSF0505AU Distribution - Cash	0.00	414.88	0.00	0.00
30/06/2022	FSF0505AU Distribution - Cash	0.00	0.00	9,690.49	9,690.49
30/06/2022	FSF0505AU Distribution - Cash	0.00	9,690.49	0.00	0.00
30/06/2022	Closing Balance	0.00	0.00	0.00	0.00
<b>Other Assets - Receivables / Investment Income Receivable / Distributions / Managed Investments / First Sentier Wholesale Strategic Cash Fund</b>					
01/07/2021	Opening Balance	0.00	0.00	0.00	0.00
28/10/2021	Investment Income	0.00	0.00	8.46	8.46
28/10/2021	Investment Income	0.00	8.46	0.00	0.00
27/01/2022	Investment Income	0.00	0.00	8.41	8.41
27/01/2022	Investment Income	0.00	8.41	0.00	0.00
24/03/2022	FSF0075AU Distribution - Cash	0.00	0.00	8.35	8.35
24/03/2022	FSF0075AU Distribution - Cash	0.00	8.35	0.00	0.00



Date	Description	Quantity	Debits	Credits	Balance
26/05/2022	Investment Income	0.00	0.00	22.68	22.68
26/05/2022	Investment Income	0.00	22.68	0.00	0.00
30/06/2022	FSF0075AU Distribution - Cash	0.00	0.00	30.12	30.12
30/06/2022	FSF0075AU Distribution - Cash	0.00	30.12	0.00	0.00
30/06/2022	Closing Balance	0.00	0.00	0.00	0.00
<b>Other Assets - Receivables / Investment Income Receivable / Interest / Cash At Bank / Westpac Working Account</b>					
01/07/2021	Opening Balance	0.00	0.00	0.00	0.00
30/07/2021	Interest	0.00	0.00	0.08	0.08
30/07/2021	Interest	0.00	0.08	0.00	0.00
31/08/2021	Interest	0.00	0.00	0.15	0.15
31/08/2021	Interest	0.00	0.15	0.00	0.00
30/09/2021	Interest	0.00	0.00	0.17	0.17
30/09/2021	Interest	0.00	0.17	0.00	0.00
29/10/2021	Interest	0.00	0.00	0.04	0.04
29/10/2021	Interest	0.00	0.04	0.00	0.00
30/11/2021	Interest	0.00	0.00	0.06	0.06
30/11/2021	Interest	0.00	0.06	0.00	0.00
31/12/2021	Interest	0.00	0.00	0.02	0.02
31/12/2021	Interest	0.00	0.02	0.00	0.00
28/02/2022	Interest	0.00	0.00	0.01	0.01

Date	Description	Quantity	Debits	Credits	Balance
28/02/2022	Interest	0.00	0.01	0.00	0.00
31/03/2022	Interest	0.00	0.00	0.02	0.02
31/03/2022	Interest	0.00	0.02	0.00	0.00
29/04/2022	Interest	0.00	0.00	0.04	0.04
29/04/2022	Interest	0.00	0.04	0.00	0.00
31/05/2022	Interest	0.00	0.00	0.05	0.05
31/05/2022	Interest	0.00	0.05	0.00	0.00
30/06/2022	Interest	0.00	0.00	0.06	0.06
30/06/2022	Interest	0.00	0.06	0.00	0.00
30/06/2022	Closing Balance	0.00	0.00	0.00	0.00
<b>Other Assets - Receivables / Investment Income Receivable / Interest / Managed Investments / CFS FirstChoice W'sale - FirstRate Wholesale Saver A</b>					
01/07/2021	Opening Balance	0.00	0.00	0.00	0.00
31/07/2021	Investment Income	0.00	0.00	3.37	3.37
31/07/2021	Investment Income	0.00	3.37	0.00	0.00
09/08/2021	Investment Income	0.00	0.00	136.09	136.09
09/08/2021	Investment Income	0.00	136.09	0.00	0.00
26/08/2021	Investment Income	0.00	0.00	5.25	5.25
26/08/2021	Investment Income	0.00	5.25	0.00	0.00
30/06/2022	Closing Balance	0.00	0.00	0.00	0.00
<b>Other Assets - Receivables / Investment Income Receivable / Interest / Managed Investments / CFS FirstChoice W'sale - FirstRate Wholesale Term Deposit (3 Month)</b>					

Date	Description	Quantity	Debits	Credits	Balance
01/07/2021	Opening Balance	0.00	0.00	0.00	0.00
04/08/2021	Investment Income	0.00	0.00	0.61	0.61
04/08/2021	Investment Income	0.00	0.61	0.00	0.00
30/06/2022	Closing Balance	0.00	0.00	0.00	0.00
<b>Other Assets - Receivables / Investment Income Receivable / Interest / Managed Investments / CFS FirstChoice W'sale - FirstRate WS Term Deposit 2 Yr</b>					
01/07/2021	Opening Balance	0.00	0.00	0.00	0.00
31/07/2021	Investment Income	0.00	0.00	15.68	15.68
31/07/2021	Investment Income	0.00	15.68	0.00	0.00
04/08/2021	Investment Income	0.00	0.00	3.04	3.04
04/08/2021	Investment Income	0.00	3.04	0.00	0.00
30/06/2022	Closing Balance	0.00	0.00	0.00	0.00
<b>Other Assets - Receivables / Member Income Receivable / Contributions / Mr Justin Carroll</b>					
01/07/2021	Opening Balance	0.00	0.00	0.00	0.00
02/07/2021	Contribution Received	0.00	0.00	1,003.67	1,003.67
02/07/2021	Employer Contribution: Flight Extruded Plastics LP	0.00	1,003.67	0.00	0.00
03/08/2021	Contribution Received	0.00	0.00	864.21	864.21
03/08/2021	Employer Contribution: Flight Extruded Plastics LP	0.00	864.21	0.00	0.00
03/09/2021	Contribution Received	0.00	0.00	1,088.18	1,088.18
03/09/2021	Employer Contribution: Flight Extruded Plastics LP	0.00	1,088.18	0.00	0.00

Date	Description	Quantity	Debits	Credits	Balance
01/10/2021	Contribution Received	0.00	0.00	870.55	870.55
01/10/2021	Employer Contribution: Flight Extruded Plastics LP	0.00	870.55	0.00	0.00
02/11/2021	Contribution Received	0.00	0.00	1,088.18	1,088.18
03/11/2021	Contribution Received	0.00	0.00	870.55	1,958.73
03/11/2021	Employer Contribution: Flight Extruded Plastics LP	0.00	870.55	0.00	1,088.18
02/12/2021	Employer Contribution: Flight Extruded Plastics LP	0.00	1,088.18	0.00	0.00
23/12/2021	Contribution Received	0.00	0.00	870.55	870.55
23/12/2021	Employer Contribution: Flight Extruded Plastics LP	0.00	870.55	0.00	0.00
03/02/2022	Contribution Received	0.00	0.00	870.55	870.55
03/02/2022	Employer Contribution: Flight Extruded Plastics LP	0.00	870.55	0.00	0.00
03/03/2022	Contribution Received	0.00	0.00	870.55	870.55
03/03/2022	Employer Contribution: Flight Extruded Plastics LP	0.00	870.55	0.00	0.00
05/04/2022	Contribution Received	0.00	0.00	1,088.18	1,088.18
05/04/2022	Employer Contribution: Flight Extruded Plastics LP	0.00	1,088.18	0.00	0.00
03/05/2022	Contribution Received	0.00	0.00	870.55	870.55
03/05/2022	Employer Contribution: Flight Extruded Plastics LP	0.00	870.55	0.00	0.00
08/06/2022	Contribution Received	0.00	0.00	1,088.18	1,088.18

Date	Description	Quantity	Debits	Credits	Balance
08/06/2022	Employer Contribution: Flight Extruded Plastics LP	0.00	1,088.18	0.00	0.00
30/06/2022	Contribution Received	0.00	0.00	870.55	870.55
30/06/2022	Employer Contribution: Flight Extruded Plastics LP	0.00	870.55	0.00	0.00
30/06/2022	Closing Balance	0.00	0.00	0.00	0.00
<b>Other Assets - Receivables / Member Income Receivable / Contributions / Mrs Joanna Carroll</b>					
01/07/2021	Opening Balance	0.00	0.00	0.00	0.00
02/07/2021	Contribution Received	0.00	0.00	750.65	750.65
02/07/2021	Employer Contribution: Flight Extruded Plastics LP	0.00	750.65	0.00	0.00
03/08/2021	Contribution Received	0.00	0.00	646.35	646.35
03/08/2021	Employer Contribution: Flight Extruded Plastics LP	0.00	646.35	0.00	0.00
03/09/2021	Contribution Received	0.00	0.00	813.86	813.86
03/09/2021	Employer Contribution: Flight Extruded Plastics LP	0.00	813.86	0.00	0.00
01/10/2021	Contribution Received	0.00	0.00	651.09	651.09
01/10/2021	Employer Contribution: Flight Extruded Plastics LP	0.00	651.09	0.00	0.00
02/11/2021	Contribution Received	0.00	0.00	813.86	813.86
03/11/2021	Contribution Received	0.00	0.00	651.09	1,464.95
03/11/2021	Employer Contribution: Flight Extruded Plastics LP	0.00	651.09	0.00	813.86

Date	Description	Quantity	Debits	Credits	Balance
02/12/2021	Employer Contribution: Flight Extruded Plastics LP	0.00	813.86	0.00	0.00
23/12/2021	Contribution Received	0.00	0.00	651.09	651.09
23/12/2021	Employer Contribution: Flight Extruded Plastics LP	0.00	651.09	0.00	0.00
03/02/2022	Contribution Received	0.00	0.00	651.09	651.09
03/02/2022	Employer Contribution: Flight Extruded Plastics LP	0.00	651.09	0.00	0.00
03/03/2022	Contribution Received	0.00	0.00	651.09	651.09
03/03/2022	Employer Contribution: Flight Extruded Plastics LP	0.00	651.09	0.00	0.00
05/04/2022	Contribution Received	0.00	0.00	813.86	813.86
05/04/2022	Employer Contribution: Flight Extruded Plastics LP	0.00	813.86	0.00	0.00
03/05/2022	Contribution Received	0.00	0.00	651.09	651.09
03/05/2022	Employer Contribution: Flight Extruded Plastics LP	0.00	651.09	0.00	0.00
08/06/2022	Contribution Received	0.00	0.00	813.86	813.86
08/06/2022	Employer Contribution: Flight Extruded Plastics LP	0.00	813.86	0.00	0.00
30/06/2022	Contribution Received	0.00	0.00	651.09	651.09
30/06/2022	Employer Contribution: Flight Extruded Plastics LP	0.00	651.09	0.00	0.00
30/06/2022	Closing Balance	0.00	0.00	0.00	0.00

**Other Assets - Receivables / Sundry Debtors / Rebate**



Date	Description	Quantity	Debits	Credits	Balance
01/07/2021	Opening Balance	0.00	0.00	0.00	0.00
08/09/2021	Fund General Income	0.00	0.00	46.36	46.36
08/09/2021	Fund General Income	0.00	46.36	0.00	0.00
08/03/2022	Fund General Income	0.00	0.00	60.76	60.76
08/03/2022	Fund General Income	0.00	60.76	0.00	0.00
30/06/2022	Closing Balance	0.00	0.00	0.00	0.00
<b>Other Assets - Receivables / Sundry Debtors / Sundry</b>					
01/07/2021	Opening Balance	0.00	0.00	0.00	0.00
16/12/2021	Deposit online tfr westpac cho	0.00	0.00	200.00	200.00
16/12/2021	Deposit online tfr westpac cho	0.00	200.00	0.00	0.00
30/06/2022	Closing Balance	0.00	0.00	0.00	0.00
<b>Other Assets - Current Tax Assets / Income Tax Payable</b>					
01/07/2021	Opening Balance	0.00	0.00	0.00	0.00
01/07/2021	Fund Tax Finalisation	0.00	0.00	8,802.76	8,802.76
09/12/2021	BPAY Tax Office Ato2021 return	0.00	8,802.76	0.00	0.00
30/06/2022	Closing Balance	0.00	0.00	0.00	0.00
<b>Other Assets - Current Tax Assets / Provision for Income Tax</b>					
01/07/2021	Opening Balance	0.00	0.00	0.00	12,736.95
01/07/2021	Fund Tax Finalisation	0.00	12,736.95	0.00	0.00
02/07/2021	Tax Effect Of Income	0.00	0.00	112.60	112.60

Date	Description	Quantity	Debits	Credits	Balance
02/07/2021	Tax Effect Of Income	0.00	0.00	150.55	263.15
03/08/2021	Tax Effect Of Income	0.00	0.00	96.95	360.10
03/08/2021	Tax Effect Of Income	0.00	0.00	129.63	489.73
03/09/2021	Tax Effect Of Income	0.00	0.00	122.08	611.81
03/09/2021	Tax Effect Of Income	0.00	0.00	163.23	775.04
01/10/2021	Tax Effect Of Income	0.00	0.00	97.66	872.70
01/10/2021	Tax Effect Of Income	0.00	0.00	130.58	1,003.28
03/11/2021	Tax Effect Of Income	0.00	0.00	97.66	1,100.94
03/11/2021	Tax Effect Of Income	0.00	0.00	130.58	1,231.52
02/12/2021	Tax Effect Of Income	0.00	0.00	122.08	1,353.60
02/12/2021	Tax Effect Of Income	0.00	0.00	163.23	1,516.83
23/12/2021	Tax Effect Of Income	0.00	0.00	97.66	1,614.49
23/12/2021	Tax Effect Of Income	0.00	0.00	130.58	1,745.07
03/02/2022	Tax Effect Of Income	0.00	0.00	97.66	1,842.73
03/02/2022	Tax Effect Of Income	0.00	0.00	130.58	1,973.31
16/02/2022	Tax Effect Of Income	0.00	143.68	0.00	1,829.63
03/03/2022	Tax Effect Of Income	0.00	0.00	97.66	1,927.29
03/03/2022	Tax Effect Of Income	0.00	0.00	130.58	2,057.87
05/04/2022	Tax Effect Of Income	0.00	0.00	122.08	2,179.95
05/04/2022	Tax Effect Of Income	0.00	0.00	163.23	2,343.18



Date	Description	Quantity	Debits	Credits	Balance
03/05/2022	Tax Effect Of Income	0.00	0.00	97.66	2,440.84
03/05/2022	Tax Effect Of Income	0.00	0.00	130.58	2,571.42
08/06/2022	Tax Effect Of Income	0.00	0.00	122.08	2,693.50
08/06/2022	Tax Effect Of Income	0.00	0.00	163.23	2,856.73
30/06/2022	Tax Effect Of Income	0.00	0.00	97.66	2,954.39
30/06/2022	Tax Effect Of Income	0.00	0.00	130.58	3,084.97
30/06/2022	Tax Effect Of Income	0.00	0.00	2,771.03	5,856.00
30/06/2022	Closing Balance	0.00	0.00	0.00	5,856.00
<b>Other Assets - Current Tax Assets / Franking Credits / Managed Investments / CFS FirstChoice W'sale - FirstChoice Wholesale Australian Small Companies</b>					
01/07/2021	Opening Balance	0.00	0.00	0.00	102.38
01/07/2021	Fund Tax Finalisation	0.00	0.00	102.38	0.00
30/06/2022	Distribution - Tax Statement	0.00	3.09	0.00	3.09
30/06/2022	Distribution - Tax Statement	0.00	35.76	0.00	38.85
30/06/2022	Distribution - Tax Statement	0.00	61.60	0.00	100.45
30/06/2022	Distribution - Tax Statement	0.00	98.33	0.00	198.78
30/06/2022	Closing Balance	0.00	0.00	0.00	198.78
<b>Other Assets - Current Tax Assets / Franking Credits / Managed Investments / CFS FirstChoice W'sale - FirstChoice Wholesale Multi-Index Balanced</b>					
01/07/2021	Opening Balance	0.00	0.00	0.00	368.35
01/07/2021	Fund Tax Finalisation	0.00	0.00	368.35	0.00
30/06/2022	Distribution - Tax Statement	0.00	33.81	0.00	33.81

Date	Description	Quantity	Debits	Credits	Balance
30/06/2022	Distribution - Tax Statement	0.00	84.70	0.00	118.51
30/06/2022	Distribution - Tax Statement	0.00	333.82	0.00	452.33
30/06/2022	Distribution - Tax Statement	0.00	443.33	0.00	895.66
30/06/2022	Closing Balance	0.00	0.00	0.00	895.66
<b>Other Assets - Current Tax Assets / Franking Credits / Managed Investments / CFS FirstChoice W'sale - Platinum Wholesale International</b>					
01/07/2021	Opening Balance	0.00	0.00	0.00	5.24
01/07/2021	Fund Tax Finalisation	0.00	0.00	5.24	0.00
30/06/2022	Distribution - Tax Statement	0.00	0.09	0.00	0.09
30/06/2022	Distribution - Tax Statement	0.00	2.06	0.00	2.15
30/06/2022	Closing Balance	0.00	0.00	0.00	2.15
<b>Other Assets - Current Tax Assets / Foreign Tax Credits / Managed Investments / CFS FirstChoice W'sale - FirstChoice Wholesale Australian Small Companies</b>					
01/07/2021	Opening Balance	0.00	0.00	0.00	4.51
01/07/2021	Fund Tax Finalisation	0.00	0.00	4.51	0.00
30/06/2022	Distribution - Tax Statement	0.00	0.15	0.00	0.15
30/06/2022	Distribution - Tax Statement	0.00	1.75	0.00	1.90
30/06/2022	Distribution - Tax Statement	0.00	3.00	0.00	4.90
30/06/2022	Distribution - Tax Statement	0.00	4.79	0.00	9.69
30/06/2022	Closing Balance	0.00	0.00	0.00	9.69
<b>Other Assets - Current Tax Assets / Foreign Tax Credits / Managed Investments / CFS FirstChoice W'sale - FirstChoice Wholesale Multi-Index Balanced</b>					
01/07/2021	Opening Balance	0.00	0.00	0.00	182.77

Date	Description	Quantity	Debits	Credits	Balance
01/07/2021	Fund Tax Finalisation	0.00	0.00	182.77	0.00
30/06/2022	Distribution - Tax Statement	0.00	10.71	0.00	10.71
30/06/2022	Distribution - Tax Statement	0.00	26.83	0.00	37.54
30/06/2022	Distribution - Tax Statement	0.00	105.76	0.00	143.30
30/06/2022	Distribution - Tax Statement	0.00	140.44	0.00	283.74
30/06/2022	Closing Balance	0.00	0.00	0.00	283.74
<b>Other Assets - Current Tax Assets / Foreign Tax Credits / Managed Investments / CFS FirstChoice W'sale - Platinum Wholesale Asia</b>					
01/07/2021	Opening Balance	0.00	0.00	0.00	39.94
01/07/2021	Fund Tax Finalisation	0.00	0.00	39.94	0.00
30/06/2022	Distribution - Tax Statement	0.00	1.55	0.00	1.55
30/06/2022	Distribution - Tax Statement	0.00	4.18	0.00	5.73
30/06/2022	Closing Balance	0.00	0.00	0.00	5.73
<b>Other Assets - Current Tax Assets / Foreign Tax Credits / Managed Investments / CFS FirstChoice W'sale - Platinum Wholesale International</b>					
01/07/2021	Opening Balance	0.00	0.00	0.00	0.00
30/06/2022	Distribution - Tax Statement	0.00	9.51	0.00	9.51
30/06/2022	Distribution - Tax Statement	0.00	222.08	0.00	231.59
30/06/2022	Closing Balance	0.00	0.00	0.00	231.59
<b>Other Assets - Current Tax Assets / Income Tax Instalments Paid</b>					
01/07/2021	Opening Balance	0.00	0.00	0.00	3,231.00
01/07/2021	Fund Tax Finalisation	0.00	0.00	3,231.00	0.00

Date	Description	Quantity	Debits	Credits	Balance
30/09/2021	Ato Installment Jul - Sep 2021	0.00	808.00	0.00	808.00
31/12/2021	Ato Installment Oct - Dec 2021	0.00	808.00	0.00	1,616.00
31/03/2022	Bpay Tax Office Tax Installment	0.00	7,409.00	0.00	9,025.00
30/06/2022	Ato Installment Apr - June 2022	0.00	3,008.00	0.00	12,033.00
30/06/2022	Closing Balance	0.00	0.00	0.00	12,033.00
<b>Other Creditors and Accruals / Accountancy Fee</b>					
01/07/2021	Opening Balance	0.00	0.00	0.00	0.00
25/08/2021	SMSF Aus Inv 0973 for return	0.00	0.00	770.00	770.00
25/08/2021	SMSF Aus Inv 0973 for return	0.00	770.00	0.00	0.00
25/08/2021	SMSF Aus Inv 0973 for return - subscription fee	0.00	0.00	275.00	275.00
25/08/2021	SMSF Aus Inv 0973 for return - subscription fee	0.00	275.00	0.00	0.00
30/06/2022	Closing Balance	0.00	0.00	0.00	0.00
<b>Other Creditors and Accruals / Adviser Fee</b>					
01/07/2021	Opening Balance	0.00	0.00	0.00	0.00
01/07/2021	Adviser Fee	0.00	0.00	248.93	248.93
01/07/2021	Adviser Fee	0.00	248.93	0.00	0.00
02/08/2021	Adviser Fee	0.00	0.00	319.83	319.83
02/08/2021	Adviser Fee	0.00	319.83	0.00	0.00
02/09/2021	Adviser Fee	0.00	0.00	309.31	309.31

Date	Description	Quantity	Debits	Credits	Balance
07/09/2021	Adviser Fee	0.00	309.31	0.00	0.00
01/10/2021	Adviser Fee	0.00	0.00	301.07	301.07
01/10/2021	Adviser Fee	0.00	301.07	0.00	0.00
01/11/2021	Adviser Fee	0.00	0.00	321.12	321.12
01/11/2021	Adviser Fee	0.00	321.12	0.00	0.00
01/12/2021	Adviser Fee	0.00	0.00	313.03	313.03
01/12/2021	Adviser Fee	0.00	313.03	0.00	0.00
30/12/2021	Adviser Fee	0.00	0.00	219.23	219.23
30/12/2021	Adviser Fee	0.00	219.23	0.00	0.00
04/01/2022	Adviser Fee	0.00	0.00	318.00	318.00
04/01/2022	Adviser Fee	0.00	318.00	0.00	0.00
01/02/2022	Adviser Fee	0.00	0.00	318.00	318.00
01/02/2022	Adviser Fee	0.00	318.00	0.00	0.00
01/03/2022	Adviser Fee	0.00	0.00	318.00	318.00
01/03/2022	Adviser Fee	0.00	318.00	0.00	0.00
01/04/2022	Adviser Fee	0.00	0.00	318.00	318.00
01/04/2022	Adviser Fee	0.00	318.00	0.00	0.00
02/05/2022	Adviser Fee	0.00	0.00	318.00	318.00
02/05/2022	Adviser Fee	0.00	318.00	0.00	0.00
01/06/2022	Adviser Fee	0.00	0.00	318.00	318.00

Date	Description	Quantity	Debits	Credits	Balance
01/06/2022	Adviser Fee	0.00	318.00	0.00	0.00
30/06/2022	Closing Balance	0.00	0.00	0.00	0.00
<b>Other Creditors and Accruals / Auditor Fee</b>					
01/07/2021	Opening Balance	0.00	0.00	0.00	0.00
25/08/2021	SMSF Aus Inv 0973 for return	0.00	0.00	385.00	385.00
25/08/2021	SMSF Aus Inv 0973 for return	0.00	385.00	0.00	0.00
30/06/2022	Closing Balance	0.00	0.00	0.00	0.00
<b>Income Tax Suspense</b>					
01/07/2021	Opening Balance	0.00	0.00	0.00	0.00
09/12/2021	BPAY Tax Office Ato2021 return	0.00	0.00	9,061.76	9,061.76
09/12/2021	BPAY Tax Office Ato2021 return	0.00	9,061.76	0.00	0.00
20/05/2022	Deposit Ato	0.00	0.00	1.76	1.76
20/05/2022	Deposit Ato	0.00	1.76	0.00	0.00
30/06/2022	Closing Balance	0.00	0.00	0.00	0.00
<b>Other Taxes Payable / Activity Statement Payable/Refundable</b>					
01/07/2021	Opening Balance	0.00	0.00	0.00	3,231.00
25/08/2021	Fund Activity Statement	0.00	549.00	0.00	2,682.00
25/08/2021	Fund Activity Statement	0.00	808.00	0.00	1,874.00
25/08/2021	Fund Activity Statement	0.00	808.00	0.00	1,066.00
25/08/2021	Fund Activity Statement	0.00	1,066.00	0.00	0.00



Date	Description	Quantity	Debits	Credits	Balance
30/09/2021	Ato Installment Jul - Sep 2021	0.00	0.00	808.00	808.00
16/12/2021	Ato Installment Jul - Sep 2021	0.00	808.00	0.00	0.00
31/12/2021	Ato Installment Oct - Dec 2021	0.00	0.00	808.00	808.00
05/01/2022	Ato Installment Oct - Dec 2021	0.00	808.00	0.00	0.00
31/03/2022	Bpay Tax Office Tax Installment	0.00	0.00	7,409.00	7,409.00
04/04/2022	Bpay Tax Office Tax Installment	0.00	7,409.00	0.00	0.00
30/06/2022	Ato Installment Apr - June 2022	0.00	0.00	3,008.00	3,008.00
30/06/2022	Closing Balance	0.00	0.00	0.00	3,008.00
<b>Fund Suspense / Westpac Working Account</b>					
01/07/2021	Opening Balance	0.00	0.00	0.00	0.00
02/07/2021	Col First state	0.00	0.00	4,669.00	4,669.00
02/07/2021	Col First state	0.00	0.00	4,669.00	9,338.00
02/07/2021	Col First state	0.00	0.00	11,669.00	21,007.00
02/07/2021	Col First state	0.00	0.00	18,662.00	39,669.00
02/07/2021	Col First state	0.00	0.00	30,331.00	70,000.00
02/07/2021	Col First state	0.00	70,000.00	0.00	0.00
02/07/2021	Quicksuper	0.00	0.00	1,754.32	1,754.32
02/07/2021	Quicksuper	0.00	750.65	0.00	1,003.67
02/07/2021	Quicksuper	0.00	1,003.67	0.00	0.00
23/07/2021	Bartleys Inv 7260	0.00	0.00	330.00	330.00



Date	Description	Quantity	Debits	Credits	Balance
23/07/2021	Bartleys Inv 7260	0.00	330.00	0.00	0.00
23/07/2021	Reim Bartley Inv	0.00	0.00	330.00	330.00
23/07/2021	Reim Bartley Inv	0.00	330.00	0.00	0.00
30/07/2021	Interest	0.00	0.00	0.08	0.08
30/07/2021	Interest	0.00	0.08	0.00	0.00
03/08/2021	Quicksuper	0.00	0.00	1,510.56	1,510.56
03/08/2021	Quicksuper	0.00	646.35	0.00	864.21
03/08/2021	Quicksuper	0.00	864.21	0.00	0.00
25/08/2021	Bpay Tax Office	0.00	0.00	549.00	549.00
25/08/2021	Bpay Tax Office	0.00	0.00	808.00	1,357.00
25/08/2021	Bpay Tax Office	0.00	0.00	808.00	2,165.00
25/08/2021	Bpay Tax Office	0.00	0.00	1,066.00	3,231.00
25/08/2021	Bpay Tax Office	0.00	3,231.00	0.00	0.00
25/08/2021	SMSF Aus Inv 0973 for return	0.00	0.00	275.00	275.00
25/08/2021	SMSF Aus Inv 0973 for return	0.00	0.00	385.00	660.00
25/08/2021	SMSF Aus Inv 0973 for return	0.00	0.00	770.00	1,430.00
25/08/2021	SMSF Aus Inv 0973 for return	0.00	1,430.00	0.00	0.00
27/08/2021	Deposit Dividend Col First State	0.00	0.00	85,468.63	85,468.63
27/08/2021	Deposit Dividend Col First State	0.00	85,468.63	0.00	0.00
31/08/2021	Interest	0.00	0.00	0.15	0.15

Date	Description	Quantity	Debits	Credits	Balance
31/08/2021	Interest	0.00	0.15	0.00	0.00
03/09/2021	Quicksuper	0.00	0.00	1,902.04	1,902.04
03/09/2021	Quicksuper	0.00	813.86	0.00	1,088.18
03/09/2021	Quicksuper	0.00	1,088.18	0.00	0.00
06/09/2021	Payment Col First State	0.00	0.00	85,468.63	85,468.63
06/09/2021	Payment Col First State	0.00	85,468.63	0.00	0.00
30/09/2021	Interest	0.00	0.00	0.17	0.17
30/09/2021	Interest	0.00	0.17	0.00	0.00
01/10/2021	Quicksuper	0.00	0.00	1,521.64	1,521.64
01/10/2021	Quicksuper	0.00	651.09	0.00	870.55
01/10/2021	Quicksuper	0.00	870.55	0.00	0.00
29/10/2021	Interest	0.00	0.00	0.04	0.04
29/10/2021	Interest	0.00	0.04	0.00	0.00
02/11/2021	Quicksuper	0.00	0.00	1,902.04	1,902.04
02/11/2021	Quicksuper	0.00	813.86	0.00	1,088.18
02/11/2021	Quicksuper	0.00	1,088.18	0.00	0.00
03/11/2021	Quicksuper	0.00	0.00	1,521.64	1,521.64
03/11/2021	Quicksuper	0.00	651.09	0.00	870.55
03/11/2021	Quicksuper	0.00	870.55	0.00	0.00
30/11/2021	Interest	0.00	0.00	0.06	0.06

Date	Description	Quantity	Debits	Credits	Balance
30/11/2021	Interest	0.00	0.06	0.00	0.00
09/12/2021	BPAY Tax Office Ato2021 return	0.00	0.00	9,061.76	9,061.76
09/12/2021	BPAY Tax Office Ato2021 return	0.00	9,061.76	0.00	0.00
16/12/2021	Ato Instalment	0.00	0.00	808.00	808.00
16/12/2021	Ato Instalment	0.00	808.00	0.00	0.00
16/12/2021	Deposit online tfr westpac cho	0.00	0.00	200.00	200.00
16/12/2021	Deposit online tfr westpac cho	0.00	200.00	0.00	0.00
23/12/2021	Quicksuper	0.00	0.00	1,521.64	1,521.64
23/12/2021	Quicksuper	0.00	651.09	0.00	870.55
23/12/2021	Quicksuper	0.00	870.55	0.00	0.00
31/12/2021	Interest	0.00	0.00	0.02	0.02
31/12/2021	Interest	0.00	0.02	0.00	0.00
05/01/2022	Ato Installment	0.00	0.00	808.00	808.00
05/01/2022	Ato Installment	0.00	808.00	0.00	0.00
03/02/2022	Quicksuper	0.00	0.00	1,521.64	1,521.64
03/02/2022	Quicksuper	0.00	651.09	0.00	870.55
03/02/2022	Quicksuper	0.00	870.55	0.00	0.00
16/02/2022	AIA Australia	0.00	0.00	957.85	957.85
16/02/2022	AIA Australia	0.00	957.85	0.00	0.00
28/02/2022	Interest	0.00	0.00	0.01	0.01

Date	Description	Quantity	Debits	Credits	Balance
28/02/2022	Interest	0.00	0.01	0.00	0.00
03/03/2022	Quicksuper	0.00	0.00	1,521.64	1,521.64
03/03/2022	Quicksuper	0.00	651.09	0.00	870.55
03/03/2022	Quicksuper	0.00	870.55	0.00	0.00
31/03/2022	Dividend Col First State	0.00	0.00	7,409.00	7,409.00
31/03/2022	Dividend Col First State	0.00	1,320.96	0.00	6,088.04
31/03/2022	Dividend Col First State	0.00	6,088.04	0.00	0.00
31/03/2022	Interest	0.00	0.00	0.02	0.02
31/03/2022	Interest	0.00	0.02	0.00	0.00
04/04/2022	Bpay Tax Office Tax Installment	0.00	0.00	7,409.00	7,409.00
04/04/2022	Bpay Tax Office Tax Installment	0.00	7,409.00	0.00	0.00
05/04/2022	Quicksuper	0.00	0.00	1,902.04	1,902.04
05/04/2022	Quicksuper	0.00	813.86	0.00	1,088.18
05/04/2022	Quicksuper	0.00	1,088.18	0.00	0.00
29/04/2022	Interest	0.00	0.00	0.04	0.04
29/04/2022	Interest	0.00	0.04	0.00	0.00
03/05/2022	Quicksuper	0.00	0.00	1,521.64	1,521.64
03/05/2022	Quicksuper	0.00	651.09	0.00	870.55
03/05/2022	Quicksuper	0.00	870.55	0.00	0.00
20/05/2022	Deposit Ato	0.00	0.00	1.76	1.76

Date	Description	Quantity	Debits	Credits	Balance
20/05/2022	Deposit Ato	0.00	1.76	0.00	0.00
31/05/2022	Interest	0.00	0.00	0.05	0.05
31/05/2022	Interest	0.00	0.05	0.00	0.00
08/06/2022	Quicksuper	0.00	0.00	1,902.04	1,902.04
08/06/2022	Quicksuper	0.00	813.86	0.00	1,088.18
08/06/2022	Quicksuper	0.00	1,088.18	0.00	0.00
30/06/2022	Interest	0.00	0.00	0.06	0.06
30/06/2022	Interest	0.00	0.06	0.00	0.00
30/06/2022	Quicksuper	0.00	0.00	1,521.64	1,521.64
30/06/2022	Quicksuper	0.00	651.09	0.00	870.55
30/06/2022	Quicksuper	0.00	870.55	0.00	0.00
30/06/2022	Closing Balance	0.00	0.00	0.00	0.00
<b>Member Entitlement Accounts / Mr Justin Carroll / Accumulation</b>					
01/07/2021	Opening Balance	0.00	0.00	0.00	215,025.82
02/07/2021	Contribution Tax Withheld	0.00	150.55	0.00	214,875.27
02/07/2021	Employer Contribution: Flight Extruded Plastics LP	0.00	0.00	1,003.67	215,878.94
03/08/2021	Contribution Tax Withheld	0.00	129.63	0.00	215,749.31
03/08/2021	Employer Contribution: Flight Extruded Plastics LP	0.00	0.00	864.21	216,613.52
03/09/2021	Contribution Tax Withheld	0.00	163.23	0.00	216,450.29

Date	Description	Quantity	Debits	Credits	Balance
03/09/2021	Employer Contribution: Flight Extruded Plastics LP	0.00	0.00	1,088.18	217,538.47
01/10/2021	Contribution Tax Withheld	0.00	130.58	0.00	217,407.89
01/10/2021	Employer Contribution: Flight Extruded Plastics LP	0.00	0.00	870.55	218,278.44
03/11/2021	Contribution Tax Withheld	0.00	130.58	0.00	218,147.86
03/11/2021	Employer Contribution: Flight Extruded Plastics LP	0.00	0.00	870.55	219,018.41
02/12/2021	Contribution Tax Withheld	0.00	163.23	0.00	218,855.18
02/12/2021	Employer Contribution: Flight Extruded Plastics LP	0.00	0.00	1,088.18	219,943.36
23/12/2021	Contribution Tax Withheld	0.00	130.58	0.00	219,812.78
23/12/2021	Employer Contribution: Flight Extruded Plastics LP	0.00	0.00	870.55	220,683.33
03/02/2022	Contribution Tax Withheld	0.00	130.58	0.00	220,552.75
03/02/2022	Employer Contribution: Flight Extruded Plastics LP	0.00	0.00	870.55	221,423.30
03/03/2022	Contribution Tax Withheld	0.00	130.58	0.00	221,292.72
03/03/2022	Employer Contribution: Flight Extruded Plastics LP	0.00	0.00	870.55	222,163.27
05/04/2022	Contribution Tax Withheld	0.00	163.23	0.00	222,000.04
05/04/2022	Employer Contribution: Flight Extruded Plastics LP	0.00	0.00	1,088.18	223,088.22
03/05/2022	Contribution Tax Withheld	0.00	130.58	0.00	222,957.64



Date	Description	Quantity	Debits	Credits	Balance
03/05/2022	Employer Contribution: Flight Extruded Plastics LP	0.00	0.00	870.55	223,828.19
08/06/2022	Contribution Tax Withheld	0.00	163.23	0.00	223,664.96
08/06/2022	Employer Contribution: Flight Extruded Plastics LP	0.00	0.00	1,088.18	224,753.14
30/06/2022	Contribution Tax	0.00	0.01	0.00	224,753.13
30/06/2022	Contribution Tax Withheld	0.00	130.58	0.00	224,622.55
30/06/2022	Employer Contribution: Flight Extruded Plastics LP	0.00	0.00	870.55	225,493.10
30/06/2022	Income Taxes Allocated	0.00	1,760.12	0.00	223,732.98
30/06/2022	Investment Profit or Loss	0.00	15,328.64	0.00	208,404.34
30/06/2022	Closing Balance	0.00	0.00	0.00	208,404.34
<b>Member Entitlement Accounts / Mrs Joanna Carroll / Accumulation</b>					
01/07/2021	Opening Balance	0.00	0.00	0.00	122,897.63
02/07/2021	Contribution Tax Withheld	0.00	112.60	0.00	122,785.03
02/07/2021	Employer Contribution: Flight Extruded Plastics LP	0.00	0.00	750.65	123,535.68
03/08/2021	Contribution Tax Withheld	0.00	96.95	0.00	123,438.73
03/08/2021	Employer Contribution: Flight Extruded Plastics LP	0.00	0.00	646.35	124,085.08
03/09/2021	Contribution Tax Withheld	0.00	122.08	0.00	123,963.00
03/09/2021	Employer Contribution: Flight Extruded Plastics LP	0.00	0.00	813.86	124,776.86



Date	Description	Quantity	Debits	Credits	Balance
01/10/2021	Contribution Tax Withheld	0.00	97.66	0.00	124,679.20
01/10/2021	Employer Contribution: Flight Extruded Plastics LP	0.00	0.00	651.09	125,330.29
03/11/2021	Contribution Tax Withheld	0.00	97.66	0.00	125,232.63
03/11/2021	Employer Contribution: Flight Extruded Plastics LP	0.00	0.00	651.09	125,883.72
02/12/2021	Contribution Tax Withheld	0.00	122.08	0.00	125,761.64
02/12/2021	Employer Contribution: Flight Extruded Plastics LP	0.00	0.00	813.86	126,575.50
23/12/2021	Contribution Tax Withheld	0.00	97.66	0.00	126,477.84
23/12/2021	Employer Contribution: Flight Extruded Plastics LP	0.00	0.00	651.09	127,128.93
03/02/2022	Contribution Tax Withheld	0.00	97.66	0.00	127,031.27
03/02/2022	Employer Contribution: Flight Extruded Plastics LP	0.00	0.00	651.09	127,682.36
16/02/2022	AIA Australia	0.00	957.85	0.00	126,724.51
16/02/2022	Tax Effect of Direct Member Expenses	0.00	0.00	143.68	126,868.19
03/03/2022	Contribution Tax Withheld	0.00	97.66	0.00	126,770.53
03/03/2022	Employer Contribution: Flight Extruded Plastics LP	0.00	0.00	651.09	127,421.62
05/04/2022	Contribution Tax Withheld	0.00	122.08	0.00	127,299.54
05/04/2022	Employer Contribution: Flight Extruded Plastics LP	0.00	0.00	813.86	128,113.40
03/05/2022	Contribution Tax Withheld	0.00	97.66	0.00	128,015.74

Date	Description	Quantity	Debits	Credits	Balance
03/05/2022	Employer Contribution: Flight Extruded Plastics LP	0.00	0.00	651.09	128,666.83
08/06/2022	Contribution Tax Withheld	0.00	122.08	0.00	128,544.75
08/06/2022	Employer Contribution: Flight Extruded Plastics LP	0.00	0.00	813.86	129,358.61
30/06/2022	Contribution Tax	0.00	0.02	0.00	129,358.59
30/06/2022	Contribution Tax Withheld	0.00	97.66	0.00	129,260.93
30/06/2022	Employer Contribution: Flight Extruded Plastics LP	0.00	0.00	651.09	129,912.02
30/06/2022	Income Taxes Allocated	0.00	1,010.88	0.00	128,901.14
30/06/2022	Investment Profit or Loss	0.00	8,803.76	0.00	120,097.38
30/06/2022	Closing Balance	0.00	0.00	0.00	120,097.38

## Permanent Documents

[OCR\\_Signed Deed Page.pdf](#)

[OCR\\_Deed Cover Page.pdf](#)

# Self-managed superannuation fund annual return **2022**

## Who should complete this annual return?

Only self-managed superannuation funds (SMSFs) can complete this annual return. All other funds must complete the *Fund income tax return 2022* (NAT 71287).

- !** The *Self-managed superannuation fund annual return instructions 2022* (NAT 71606) (the instructions) can assist you to complete this annual return.
- The SMSF annual return cannot be used to notify us of a change in fund membership. You must update fund details via [ABR.gov.au](http://ABR.gov.au) or complete the Change of details for superannuation entities form (NAT 3036).

## To complete this annual return

- Print clearly, using a BLACK pen only.
- Use BLOCK LETTERS and print one character per box.

S M I T H S T

- Place **X** in ALL applicable boxes.

➤ Postal address for annual returns:

**Australian Taxation Office**  
**GPO Box 9845**  
**[insert the name and postcode**  
**of your capital city]**

For example;

**Australian Taxation Office**  
**GPO Box 9845**  
**SYDNEY NSW 2001**

## Section A: Fund information

**1 Tax file number (TFN)**

➤ To assist processing, write the fund's TFN at the top of pages 3, 5, 7 and 9.

- !** The ATO is authorised by law to request your TFN. You are not obliged to quote your TFN but not quoting it could increase the chance of delay or error in processing your annual return. See the Privacy note in the Declaration.

**2 Name of self-managed superannuation fund (SMSF)**

Llorrac Superannuation Fund

**3 Australian business number (ABN) (if applicable)**

**4 Current postal address**

6 Claire Lane

Suburb/town

VIRGINIA

State/territory

SA

Postcode

5120

**5 Annual return status**

Is this an amendment to the SMSF's 2022 return?

**A** No  Yes

Is this the first required return for a newly registered SMSF?

**B** No  Yes

Fund's tax file number (TFN) \*\*\*\*\*

**6 SMSF auditor**

Auditor's name

Title: MR

Family name

Bartley

First given name

John Paul

Other given names

Edmund

SMSF Auditor Number

100261872

Auditor's phone number

08

83381033

Postal address

PO Box 230

Suburb/town

GLEN OSMOND

State/territory

SA

Postcode

5064

Date audit was completed

**A**

Day Month Year

Was Part A of the audit report qualified?

**B** No  Yes 

Was Part B of the audit report qualified?

**C** No  Yes 

If Part B of the audit report was qualified, have the reported issues been rectified?

**D** No  Yes **7 Electronic funds transfer (EFT)**

We need your self-managed super fund's financial institution details to pay any super payments and tax refunds owing to you.

**A Fund's financial institution account details**

This account is used for super contributions and rollovers. Do not provide a tax agent account here.

Fund BSB number

Fund account number

Fund account name

I would like my tax refunds made to this account.  Go to C.**B Financial institution account details for tax refunds**

This account is used for tax refunds. You can provide a tax agent account here.

BSB number

Account number

Account name

**C Electronic service address alias**

Provide the electronic service address alias (ESA) issued by your SMSF messaging provider. (For example, SMSFdataESAAlias). See instructions for more information.

smsfdataflow

Fund's tax file number (TFN) 

- 8 Status of SMSF** Australian superannuation fund **A** No  Yes  Fund benefit structure **B**  Code
- Does the fund trust deed allow acceptance of the Government's Super Co-contribution and Low Income Super Amounts? **C** No  Yes

**9 Was the fund wound up during the income year?**

No  Yes  If yes, provide the date on which the fund was wound up  Day Month Year Have all tax lodgment and payment obligations been met? No  Yes

**10 Exempt current pension income**

Did the fund pay retirement phase superannuation income stream benefits to one or more members in the income year?

To claim a tax exemption for current pension income, you must pay at least the minimum benefit payment under the law. Record exempt current pension income at Label **A**.

No  Go to Section B: Income.

Yes  Exempt current pension income amount **A** \$ .00

Which method did you use to calculate your exempt current pension income?

Segregated assets method **B**

Unsegregated assets method **C**  Was an actuarial certificate obtained? **D** Yes

Did the fund have any other income that was assessable?

**E** Yes  Go to Section B: Income.

No  Choosing 'No' means that you do not have any assessable income, including no-TFN quoted contributions. Go to Section C: Deductions and non-deductible expenses. (Do **not** complete Section B: Income.)

If you are entitled to claim any tax offsets, you can list these at Section D: Income tax calculation statement.

Fund's tax file number (TFN)

## Section B: Income

**Do not complete this section** if all superannuation interests in the SMSF were supporting superannuation income streams in the retirement phase for the **entire year**, there was **no** other income that was assessable, and you **have not** realised a deferred notional gain. If you are entitled to claim any tax offsets, you can record these at Section D: Income tax calculation statement.

### 11 Income

Did you have a capital gains tax (CGT) event during the year?

**G** No  Yes

If the total capital loss or total capital gain is greater than \$10,000 or you elected to use the transitional CGT relief in 2017 and the deferred notional gain has been realised, complete and attach a *Capital gains tax (CGT) schedule 2022*.

Have you applied an exemption or rollover?

**M** No  Yes

Code

Net capital gain **A** \$ -00

Gross rent and other leasing and hiring income **B** \$ -00

Gross interest **C** \$ -00

Forestry managed investment scheme income **X** \$ -00

Gross foreign income	<b>D1</b> \$ <input type="text" value="8095"/> -00	Net foreign income	<b>D</b> \$ <input type="text" value="8095"/> -00	Loss <input type="checkbox"/>
----------------------	--	--------------------	---	-------------------------------

Australian franking credits from a New Zealand company **E** \$ -00

Transfers from foreign funds **F** \$ -00

Number

Gross payments where ABN not quoted **H** \$ -00

Gross distribution from partnerships **I** \$ -00

Loss

\*Unfranked dividend amount **J** \$ -00

\*Franked dividend amount **K** \$ -00

\*Dividend franking credit **L** \$ -00

\*Gross trust distributions **M** \$ -00

Code

<b>Calculation of assessable contributions</b>	
Assessable employer contributions	<b>R1</b> \$ <input type="text" value="21524"/> -00
plus Assessable personal contributions	<b>R2</b> \$ <input type="text" value="0"/> -00
plus <b>**No-TFN-quoted contributions</b>	<b>R3</b> \$ <input type="text" value="0"/> -00
<i>(an amount must be included even if it is zero)</i>	
less Transfer of liability to life insurance company or PST	<b>R6</b> \$ <input type="text"/> -00

**Assessable contributions**  
(**R1** plus **R2** plus **R3** less **R6**)  
**R** \$ -00

<b>Calculation of non-arm's length income</b>	
*Net non-arm's length private company dividends	<b>U1</b> \$ <input type="text" value="0"/> -00
plus *Net non-arm's length trust distributions	<b>U2</b> \$ <input type="text" value="0"/> -00
plus *Net other non-arm's length income	<b>U3</b> \$ <input type="text" value="0"/> -00

\*Other income **S** \$ -00

\*Assessable income due to changed tax status of fund **T** \$ -00

**Net non-arm's length income**  
(subject to 45% tax rate)  
(**U1** plus **U2** plus **U3**)  
**U** \$ -00

Code

#This is a mandatory label.  
  
\*If an amount is entered at this label, check the instructions to ensure the correct tax treatment has been applied.

<b>GROSS INCOME</b> (Sum of labels <b>A</b> to <b>U</b> )	<b>W</b> \$ <input type="text" value="45626"/> -00	Loss <input type="checkbox"/>
Exempt current pension income	<b>Y</b> \$ <input type="text"/> -00	
<b>TOTAL ASSESSABLE INCOME</b> ( <b>W</b> less <b>Y</b> )	<b>V</b> \$ <input type="text" value="45626"/> -00	Loss <input type="checkbox"/>



Fund's tax file number (TFN)

## Section C: Deductions and non-deductible expenses

### 12 Deductions and non-deductible expenses

Under 'Deductions' list all expenses and allowances you are entitled to claim a deduction for. Under 'Non-deductible expenses', list all other expenses or normally allowable deductions that you cannot claim as a deduction (for example, all expenses related to exempt current pension income should be recorded in the 'Non-deductible expenses' column).

DEDUCTIONS		NON-DEDUCTIBLE EXPENSES	
Interest expenses within Australia	<b>A1</b> \$ <input type="text" value="0"/> -00	<b>A2</b> \$ <input type="text" value="0"/> -00	
Interest expenses overseas	<b>B1</b> \$ <input type="text" value="0"/> -00	<b>B2</b> \$ <input type="text" value="0"/> -00	
Capital works expenditure	<b>D1</b> \$ <input type="text" value="0"/> -00	<b>D2</b> \$ <input type="text" value="0"/> -00	
Decline in value of depreciating assets	<b>E1</b> \$ <input type="text" value="0"/> -00	<b>E2</b> \$ <input type="text" value="0"/> -00	
Insurance premiums – members	<b>F1</b> \$ <input type="text" value="957"/> -00	<b>F2</b> \$ <input type="text" value="0"/> -00	
SMSF auditor fee	<b>H1</b> \$ <input type="text" value="385"/> -00	<b>H2</b> \$ <input type="text" value="0"/> -00	
Investment expenses	<b>I1</b> \$ <input type="text" value="0"/> -00	<b>I2</b> \$ <input type="text" value="0"/> -00	
Management and administration expenses	<b>J1</b> \$ <input type="text" value="4985"/> -00	<b>J2</b> \$ <input type="text" value="0"/> -00	
Forestry managed investment scheme expense	<b>U1</b> \$ <input type="text" value="0"/> -00	<b>U2</b> \$ <input type="text" value="0"/> -00	
Other amounts	<b>L1</b> \$ <input type="text" value="259"/> -00	<b>L2</b> \$ <input type="text" value="0"/> -00	Code <input type="text" value="0"/>
Tax losses deducted	<b>M1</b> \$ <input type="text" value="0"/> -00		Code <input type="text" value=""/>

**TOTAL DEDUCTIONS**  
**N** \$ -00  
 (Total **A1** to **M1**)

**TOTAL NON-DEDUCTIBLE EXPENSES**  
**Y** \$ -00  
 (Total **A2** to **L2**)

**#TAXABLE INCOME OR LOSS**  
**O** \$ -00  Loss  
 (TOTAL ASSESSABLE INCOME less TOTAL DEDUCTIONS)

**TOTAL SMSF EXPENSES**  
**Z** \$ -00  
 (N plus Y)

#This is a mandatory label.

Fund's tax file number (TFN) \*\*\*\*\*

## Section D: Income tax calculation statement

**#Important:**

Section B label **R3**, Section C label **O** and Section D labels **A, T1, J, T5** and **I** are mandatory. If you leave these labels blank, you will have specified a zero amount.

### 13 Calculation statement

Please refer to the *Self-managed superannuation fund annual return instructions 2022* on how to complete the calculation statement.

#Taxable income	<b>A</b>	\$	<input type="text" value="39040"/>	<b>-00</b>
<i>(an amount must be included even if it is zero)</i>				
#Tax on taxable income	<b>T1</b>	\$	<input type="text" value="5856"/>	
<i>(an amount must be included even if it is zero)</i>				
#Tax on no-TFN-quoted contributions	<b>J</b>	\$	<input type="text" value="0"/>	
<i>(an amount must be included even if it is zero)</i>				

Gross tax **B** \$   
*(T1 plus J)*

Foreign income tax offset	<b>C1</b>	\$	<input type="text" value="530.75"/>	
Rebates and tax offsets	<b>C2</b>	\$	<input type="text"/>	
Non-refundable non-carry forward tax offsets				
	<b>C</b>	\$	<input type="text" value="530.75"/>	
<i>(C1 plus C2)</i>				

SUBTOTAL 1  
**T2** \$   
*(B less C – cannot be less than zero)*

Early stage venture capital limited partnership tax offset	<b>D1</b>	\$	<input type="text" value="0"/>	
Early stage venture capital limited partnership tax offset carried forward from previous year	<b>D2</b>	\$	<input type="text" value="0"/>	
Early stage investor tax offset	<b>D3</b>	\$	<input type="text" value="0"/>	
Early stage investor tax offset carried forward from previous year	<b>D4</b>	\$	<input type="text" value="0"/>	
Non-refundable carry forward tax offsets				
	<b>D</b>	\$	<input type="text" value="0"/>	
<i>(D1 plus D2 plus D3 plus D4)</i>				

SUBTOTAL 2  
**T3** \$   
*(T2 less D – cannot be less than zero)*

Complying fund's franking credits tax offset	<b>E1</b>	\$	<input type="text" value="1096.59"/>	
No-TFN tax offset	<b>E2</b>	\$	<input type="text"/>	
National rental affordability scheme tax offset	<b>E3</b>	\$	<input type="text"/>	
Exploration credit tax offset	<b>E4</b>	\$	<input type="text"/>	
Refundable tax offsets				
	<b>E</b>	\$	<input type="text" value="1096.59"/>	
<i>(E1 plus E2 plus E3 plus E4)</i>				

#TAX PAYABLE **T5** \$   
*(T3 less E – cannot be less than zero)*

Section 102AAM interest charge  
**G** \$

Fund's tax file number (TFN)

Credit for interest on early payments – amount of interest	<b>H1 \$</b> <input type="text"/>
Credit for tax withheld – foreign resident withholding (excluding capital gains)	<b>H2 \$</b> <input type="text" value="0"/>
Credit for tax withheld – where ABN or TFN not quoted (non-individual)	<b>H3 \$</b> <input type="text" value="0"/>
Credit for TFN amounts withheld from payments from closely held trusts	<b>H5 \$</b> <input type="text"/>
Credit for interest on no-TFN tax offset	<b>H6 \$</b> <input type="text"/>
Credit for foreign resident capital gains withholding amounts	<b>H8 \$</b> <input type="text"/>
<b>Eligible credits</b>	<b>H \$</b> <input type="text" value="0"/>
	<i>(H1 plus H2 plus H3 plus H5 plus H6 plus H8)</i>

<b>#Tax offset refunds</b> (Remainder of refundable tax offsets)	<b>I \$</b> <input type="text" value="0"/>
	<i>(unused amount from label E – an amount must be included even if it is zero)</i>

**PAYG instalments raised**

**K \$**

**Supervisory levy**

**L \$**

**Supervisory levy adjustment for wound up funds**

**M \$**

**Supervisory levy adjustment for new funds**

**N \$**

<b>AMOUNT DUE OR REFUNDABLE</b> A positive amount at <b>S</b> is what you owe, while a negative amount is refundable to you.	<b>S \$</b> <input type="text" value="-7545.34"/>
	<i>(T5 plus G less H less I less K plus L less M plus N)</i>

#This is a mandatory label.

## Section E: Losses

### 14 Losses

**!** If total loss is greater than \$100,000, complete and attach a *Losses schedule 2022*.

Tax losses carried forward to later income years	<b>U \$</b> <input type="text" value="0"/> <b>-00</b>
Net capital losses carried forward to later income years	<b>V \$</b> <input type="text" value="0"/> <b>-00</b>

Fund's tax file number (TFN) \*\*\*\*\*

### Section F: Member information

#### MEMBER 1

Title:

Family name

First given name

Other given names

Member's TFN

See the Privacy note in the Declaration. \*\*\*\*\*

Date of birth

Day Month Year

#### Contributions

OPENING ACCOUNT BALANCE \$

**!** Refer to instructions for completing these labels.

Employer contributions

**A** \$

ABN of principal employer

**A1**

Personal contributions

**B** \$

CGT small business retirement exemption

**C** \$

CGT small business 15-year exemption amount

**D** \$

Personal injury election

**E** \$

Spouse and child contributions

**F** \$

Other third party contributions

**G** \$

Proceeds from primary residence disposal

**H** \$

Receipt date

Day Month Year

**H1**

Assessable foreign superannuation fund amount

**I** \$

Non-assessable foreign superannuation fund amount

**J** \$

Transfer from reserve: assessable amount

**K** \$

Transfer from reserve: non-assessable amount

**L** \$

Contributions from non-complying funds and previously non-complying funds

**T** \$

Any other contributions (including Super Co-contributions and Low Income Super Amounts)

**M** \$

**TOTAL CONTRIBUTIONS N** \$

(Sum of labels **A** to **M**)

#### Other transactions

Allocated earnings or losses

**O** \$

Loss

Inward rollovers and transfers

**P** \$

Outward rollovers and transfers

**Q** \$

Lump Sum payments

**R1** \$

Income stream payments

**R2** \$

Code

Code

Accumulation phase account balance

**S1** \$

Retirement phase account balance - Non CDBIS

**S2** \$

Retirement phase account balance - CDBIS

**S3** \$

TRIS Count

**CLOSING ACCOUNT BALANCE S** \$

(**S1** plus **S2** plus **S3**)

Accumulation phase value **X1** \$

Retirement phase value **X2** \$

Outstanding limited recourse borrowing arrangement amount **Y** \$

Fund's tax file number (TFN)

**MEMBER 2**

Title:

Family name

First given name

Other given names

Member's TFN

See the Privacy note in the Declaration.

Day Month Year

Date of birth

**Contributions**

OPENING ACCOUNT BALANCE \$

**!** Refer to instructions for completing these labels.

Employer contributions

**A** \$

ABN of principal employer

**A1**

Personal contributions

**B** \$

CGT small business retirement exemption

**C** \$

CGT small business 15-year exemption amount

**D** \$

Personal injury election

**E** \$

Spouse and child contributions

**F** \$

Other third party contributions

**G** \$

Proceeds from primary residence disposal

**H** \$

Receipt date

Day Month Year

**H1**

Assessable foreign superannuation fund amount

**I** \$

Non-assessable foreign superannuation fund amount

**J** \$

Transfer from reserve: assessable amount

**K** \$

Transfer from reserve: non-assessable amount

**L** \$

Contributions from non-complying funds and previously non-complying funds

**T** \$

Any other contributions (including Super Co-contributions and Low Income Super Amounts)

**M** \$

**TOTAL CONTRIBUTIONS N** \$

(Sum of labels **A** to **M**)

**Other transactions**

Allocated earnings or losses

**O** \$

Loss

Inward rollovers and transfers

**P** \$

Outward rollovers and transfers

**Q** \$

Lump Sum payments

**R1** \$

Income stream payments

**R2** \$

Code

Code

Accumulation phase account balance  
**S1** \$

Retirement phase account balance - Non CDBIS  
**S2** \$

Retirement phase account balance - CDBIS  
**S3** \$

TRIS Count

**CLOSING ACCOUNT BALANCE S** \$

(**S1** plus **S2** plus **S3**)

Accumulation phase value **X1** \$

Retirement phase value **X2** \$

Outstanding limited recourse borrowing arrangement amount **Y** \$

Fund's tax file number (TFN)

Section H: **Assets and liabilities**

**15 ASSETS**

**15a Australian managed investments**

Listed trusts **A** \$   
 Unlisted trusts **B** \$   
 Insurance policy **C** \$   
 Other managed investments **D** \$

**15b Australian direct investments**

**Limited recourse borrowing arrangements**  
 Australian residential real property  
**J1** \$   
 Australian non-residential real property  
**J2** \$   
 Overseas real property  
**J3** \$   
 Australian shares  
**J4** \$   
 Overseas shares  
**J5** \$   
 Other  
**J6** \$   
 Property count  
**J7**

Cash and term deposits **E** \$   
 Debt securities **F** \$   
 Loans **G** \$   
 Listed shares **H** \$   
 Unlisted shares **I** \$   
 Limited recourse borrowing arrangements **J** \$   
 Non-residential real property **K** \$   
 Residential real property **L** \$   
 Collectables and personal use assets **M** \$   
 Other assets **O** \$

**15c Other investments**

Crypto-Currency **N** \$

**15d Overseas direct investments**

Overseas shares **P** \$   
 Overseas non-residential real property **Q** \$   
 Overseas residential real property **R** \$   
 Overseas managed investments **S** \$   
 Other overseas assets **T** \$

**TOTAL AUSTRALIAN AND OVERSEAS ASSETS** **U** \$   
 (Sum of labels **A** to **T**)

**15e In-house assets**

Did the fund have a loan to, lease to or investment in, related parties (known as in-house assets) at the end of the income year?  
**A** No  Yes  \$

Fund's tax file number (TFN)

**15f Limited recourse borrowing arrangements**

If the fund had an LRBA were the LRBA borrowings from a licensed financial institution? **A** No  Yes

Did the members or related parties of the fund use personal guarantees or other security for the LRBA? **B** No  Yes

**16 LIABILITIES**

Borrowings for limited recourse borrowing arrangements	<b>V1</b> \$ <input type="text" value=""/>	-00	
Permissible temporary borrowings	<b>V2</b> \$ <input type="text" value=""/>	-00	
Other borrowings	<b>V3</b> \$ <input type="text" value=""/>	-00	
	Borrowings	<b>V</b> \$ <input type="text" value="0"/>	-00
Total member closing account balances (total of all <b>CLOSING ACCOUNT BALANCES</b> from Sections F and G)		<b>W</b> \$ <input type="text" value="328501"/>	-00
	Reserve accounts	<b>X</b> \$ <input type="text" value="0"/>	-00
	Other liabilities	<b>Y</b> \$ <input type="text" value="3008"/>	-00
<b>TOTAL LIABILITIES</b>		<b>Z</b> \$ <input type="text" value="331509"/>	-00

**Section I: Taxation of financial arrangements**

**17 Taxation of financial arrangements (TOFA)**

Total TOFA gains **H** \$

Total TOFA losses **I** \$

**Section J: Other information**

**Family trust election status**

If the trust or fund has made, or is making, a family trust election, write the four-digit **income year specified** of the election (for example, for the 2021–22 income year, write **2022**). **A**

If revoking or varying a family trust election, print **R** for revoke or print **V** for variation, and complete and attach the *Family trust election, revocation or variation 2022*. **B**

**Interposed entity election status**

If the trust or fund has an existing election, write the earliest income year specified. If the trust or fund is making one or more elections this year, write the earliest income year being specified and complete an *Interposed entity election or revocation 2022* for each election.

If revoking an interposed entity election, print **R**, and complete and attach the *Interposed entity election or revocation 2022*. **D**



Section K: **Declarations**

 Penalties may be imposed for false or misleading information in addition to penalties relating to any tax shortfalls.

**Important**

Before making this declaration check to ensure that all income has been disclosed and the annual return, all attached schedules and any additional documents are true and correct in every detail. If you leave labels blank, you will have specified a zero amount or the label was not applicable to you. If you are in doubt about any aspect of the annual return, place all the facts before the ATO.

**Privacy**

The ATO is authorised by the *Taxation Administration Act 1953* to request the provision of tax file numbers (TFNs). We will use the TFN to identify the entity in our records. It is not an offence not to provide the TFN. However if you do not provide the TFN, the processing of this form may be delayed.

Taxation law authorises the ATO to collect information and disclose it to other government agencies. For information about your privacy go to [ato.gov.au/privacy](http://ato.gov.au/privacy)

**TRUSTEE'S OR DIRECTOR'S DECLARATION:**

I declare that, the current trustees and directors have authorised this annual return and it is documented as such in the SMSF's records. I have received a copy of the audit report and are aware of any matters raised therein. The information on this annual return, including any attached schedules and additional documentation is true and correct.

Authorised trustee's, director's or public officer's signature

Date      Day      /      Month      /      Year

**Preferred trustee or director contact details:**

Title:

Family name

First given name

Other given names

Phone number



Email address

Non-individual trustee name (if applicable)

ABN of non-individual trustee

Time taken to prepare and complete this annual return  Hrs

 The Commissioner of Taxation, as Registrar of the Australian Business Register, may use the ABN and business details which you provide on this annual return to maintain the integrity of the register. For further information, refer to the instructions.

**TAX AGENT'S DECLARATION:**

I declare that the *Self-managed superannuation fund annual return 2022* has been prepared in accordance with information provided by the trustees, that the trustees have given me a declaration stating that the information provided to me is true and correct, and that the trustees have authorised me to lodge this annual return.

Tax agent's signature

Date      Day      /      Month      /      Year

**Tax agent's contact details**

Title:

Family name

First given name

Other given names

Tax agent's practice

Tax agent's phone number

Reference number

Tax agent number

**Llorrac Superannuation Fund**  
**Investment Revaluation as at 30 June 2022**

Investment	Price Date	Market Price	Quantity	Market Value	Change in Market Value
<b>Managed Funds Market</b>					
FSF0075AU First Sentier Wholesale Strategic Cash Fund	30 Jun 2022	1.00730	75,322.32950	75,872.18	(224.32)
FSF0476AU CFS FirstChoice W'sale - FirstChoice Wholesale Multi-Index Balanced	30 Jun 2022	0.85970	145,668.62550	125,231.32	(22,158.88)
FSF0502AU CFS FirstChoice W'sale - FirstChoice Wholesale Australian Small Companies	30 Jun 2022	1.73510	11,611.67750	20,147.42	(7,830.98)
FSF0505AU CFS FirstChoice W'sale - Platinum Wholesale International	30 Jun 2022	1.37540	53,382.20180	73,421.88	(15,424.55)
FSF1079AU CFS FirstChoice W'sale - Platinum Wholesale Asia	30 Jun 2022	1.29300	14,891.03520	19,254.11	(3,784.50)
<b>Managed Funds Market Total</b>				<b>313,926.91</b>	<b>(49,423.23)</b>
<b>Fund Total</b>				<b>313,926.91</b>	<b>(49,423.23)</b>

**Llorrac Superannuation Fund**  
**Investment Income Comparison Report**  
**For the period 1 July 2021 to 30 June 2022**

Payment Date	Income Type	Ledger Data			Announcement Data				
		Total Income	Tax Credits+	Diff *	Quantity	Held < 45 Days	Amount Per Unit	Total Income	Tax Credits+
<b>Cash At Bank</b>									
<b>WBCWORKING: Westpac Working Account</b>									
30/07/2021	Interest	0.08	0.00						
31/08/2021	Interest	0.15	0.00						
30/09/2021	Interest	0.17	0.00						
29/10/2021	Interest	0.04	0.00						
30/11/2021	Interest	0.06	0.00						
31/12/2021	Interest	0.02	0.00						
28/02/2022	Interest	0.01	0.00						
31/03/2022	Interest	0.02	0.00						
29/04/2022	Interest	0.04	0.00						
31/05/2022	Interest	0.05	0.00						
30/06/2022	Interest	0.06	0.00						
		<u>0.70</u>	<u>0.00</u>						
<b>Total</b>		<b>0.70</b>	<b>0.00</b>						
<b>Managed Investments</b>									
<b>FSF0075AU: First Sentier Wholesale Strategic Cash Fund</b>									
28/10/2021	Distribution	8.46	0.00	*	84,042	8	0.0001	8.40	0.00
27/01/2022	Distribution	8.41	0.00	*	82,879	8	0.0001	8.29	0.00
24/03/2022	Distribution	8.35	0.00	*	82,312	69	0.0001	8.23	0.00
26/05/2022	Distribution	22.68	0.00		75,610	23	0.0003	22.68	0.00
30/06/2022	Distribution	30.12	0.00	*	75,322	0	0.0004	30.13	0.00
		<u>78.02</u>	<u>0.00</u>					<u>77.73</u>	<u>0.00</u>
<b>FSF0476AU: CFS FirstChoice W'sale - FirstChoice Wholesale Multi-Index Balanced</b>									
23/09/2021	Distribution	0.00	0.00	*	131,439	0	0.0041	538.90	0.00
30/09/2021	Distribution	537.87	0.00	*					
16/12/2021	Distribution	5,310.27	0.00	*	137,269	0	0.0406	5,573.11	0.00
24/03/2022	Distribution	1,347.42	0.00	*	138,640	1,166	0.0099	1,372.53	0.00
30/06/2022	Distribution	7,052.41	0.00	*	145,669	0	0.0513	7,472.80	0.00
		<u>14,247.97</u>	<u>0.00</u>					<u>14,957.34</u>	<u>0.00</u>
<b>FSF0502AU: CFS FirstChoice W'sale - FirstChoice Wholesale Australian Small Companies</b>									
23/09/2021	Distribution	0.00	0.00	*	9,805	0	0.0058	56.87	0.00
30/09/2021	Distribution	56.87	0.00	*					
16/12/2021	Distribution	657.42	0.00	*	10,085	0	0.0669	674.68	0.00
24/03/2022	Distribution	1,132.53	0.00	*	10,572	0	0.1123	1,187.22	0.00
30/06/2022	Distribution	1,807.79	0.00	*	11,612	0	0.1710	1,985.60	0.00
		<u>3,654.61</u>	<u>0.00</u>					<u>3,904.37</u>	<u>0.00</u>
<b>FSF0505AU: CFS FirstChoice W'sale - Platinum Wholesale International</b>									
16/12/2021	Distribution	414.88	0.00	*	46,344	0	0.0090	417.09	0.00
30/06/2022	Distribution	9,690.49	0.00	*	53,382	0	0.2091	11,162.22	0.00
		<u>10,105.37</u>	<u>0.00</u>					<u>11,579.31</u>	<u>0.00</u>
<b>FSF1008AU: CFS FirstChoice W'sale - FirstRate Wholesale Saver A</b>									
31/07/2021	Interest	3.37	0.00	*					

+Note: Tax Credits refer to franking credits for domestic income and foreign tax credits where the income is foreign in nature.

**Llorrac Superannuation Fund**  
**Investment Income Comparison Report**  
**For the period 1 July 2021 to 30 June 2022**

Payment Date	Income Type	Ledger Data			Announcement Data				
		Total Income	Tax Credits+	Diff *	Quantity	Held < 45 Days	Amount Per Unit	Total Income	Tax Credits+
09/08/2021	Interest	136.09	0.00	*					
26/08/2021	Interest	5.25	0.00	*					
		144.71	0.00						0.00
<b>FSF1021AU: CFS FirstChoice W'sale - FirstRate Wholesale Term Deposit (3 Month)</b>									
04/08/2021	Interest	0.61	0.00	*					
		0.61	0.00						0.00
<b>FSF1079AU: CFS FirstChoice W'sale - Platinum Wholesale Asia</b>									
16/12/2021	Distribution	151.95	0.00	*	14,576	0	0.0105	153.05	0.00
30/06/2022	Distribution	408.12	0.00	*	14,891	0	0.0280	416.95	0.00
		560.07	0.00					570.00	0.00
<b>FSF1650AU: CFS FirstChoice W'sale - FirstRate WS Term Deposit 2 Yr</b>									
31/07/2021	Interest	15.68	0.00	*					
04/08/2021	Interest	3.04	0.00	*					
		18.72	0.00						0.00
<b>Total</b>		<b>28,810.08</b>	<b>0.00</b>					<b>31,088.75</b>	<b>0.00</b>
<b>Total</b>		<b>0.00</b>	<b>0.00</b>					<b>0.00</b>	<b>0.00</b>

+Note: Tax Credits refer to franking credits for domestic income and foreign tax credits where the income is foreign in nature.

## Llorrac Superannuation Fund

### Tax Accounting Reconciliation

For the period 1 July 2021 to 30 June 2022

<b>Operating Statement Profit vs. Provision for Income Tax</b>		<b>2022</b>
		<b>\$</b>
<b>Benefits Accrued as a Result of Operations before Income Tax</b>		<b>(3,565.73)</b>
<b><u>ADD:</u></b>		
Decrease in Market Value		49,423.23
Taxable Capital Gains		11,819.00
<b><u>LESS:</u></b>		
Realised Capital Gains		173.35
Distributed Capital Gains		17,553.37
Non-Taxable Income		909.41
Rounding		0.37
<b>Taxable Income or Loss</b>		<b><u><u>39,040.00</u></u></b>
	<b>Income Amount</b>	<b>Tax Amount</b>
Gross Tax @ 15% for Concessional Income	39,040.00	5,856.00
Gross Tax @ 45% for Net Non-Arm's Length Income	0.00	0.00
No-TFN Quoted Contributions @ 32%	0.00	0.00
Change in Carried Forward Losses	0.00	0.00
<b>Provision for Income Tax</b>		<b><u><u>5,856.00</u></u></b>

### Provision for Income Tax vs. Income Tax Expense

<b>Provision for Income Tax</b>	<b><u>5,856.00</u></b>
<b>Income Tax Expense</b>	<b><u><u>5,856.00</u></u></b>

### Provision for Income Tax vs. Income Tax Payable

<b>Provision for Income Tax</b>	<b>5,856.00</b>
<b><u>LESS:</u></b>	
Franking Credits	1,096.59
Foreign Tax Credits	530.75
Income Tax Instalments Paid	12,033.00
<b>Income Tax Payable (Receivable)</b>	<b><u><u>(7,804.34)</u></u></b>

### Exempt Current Pension Income Settings

Pension Exempt % (Actuarial)	0.0000%
Pension Exempt % (Expenses)	0.0000%
Assets Segregated For Pensions	No

**Llorrac Superannuation Fund**  
**Statement of Taxable Income**  
**For the Period from 1 July 2021 to 30 June 2022**

Description	Investment Reference	Date	Tax Return Ref.	Amount
			<b>Section B</b>	
<b>Income</b>				
<b>Net Capital Gain</b>				
Gross Capital Gain - Shares & Units - Other Units	As Per Investment Disposals CGT Report	30 Jun 2022	A	272.00
Gross Capital Gain - Distributed Capital Gains from Trusts	As Per Investment Disposals CGT Report	30 Jun 2022	A	17,552.00
Deferred Capital Gain Realised		30 Jun 2022	A	0.00
Less Capital Losses Applied		30 Jun 2022	A	(97.00)
Less Discount		30 Jun 2022	A	(5,908.00)
<b>Total Net Capital Gain</b>			<b>A</b>	<b>11,819.00</b>
<b>Total Gross Rent and Other Leasing &amp; Hiring Income</b>			<b>B</b>	<b>0.00</b>
<b>Gross Interest</b>				
Deposit Ato		20 May 2022	C	1.76
Investment Income	FSF1008AU: CFS FirstChoice W'sale - FirstRate Wholesale Saver A	31 Jul 2021	C	3.37
Investment Income	FSF1008AU: CFS FirstChoice W'sale - FirstRate Wholesale Saver A	09 Aug 2021	C	136.09
Investment Income	FSF1008AU: CFS FirstChoice W'sale - FirstRate Wholesale Saver A	26 Aug 2021	C	5.25
Investment Income	FSF1021AU: CFS FirstChoice W'sale - FirstRate Wholesale Term Deposit (3 Month)	04 Aug 2021	C	0.61
Investment Income	FSF1650AU: CFS FirstChoice W'sale - FirstRate WS Term Deposit 2 Yr	31 Jul 2021	C	15.68
Investment Income	FSF1650AU: CFS FirstChoice W'sale - FirstRate WS Term Deposit 2 Yr	04 Aug 2021	C	3.04
Interest	WBCWORKING: Westpac Working Account	30 Jul 2021	C	0.08
Interest	WBCWORKING: Westpac Working Account	31 Aug 2021	C	0.15
Interest	WBCWORKING: Westpac Working Account	30 Sep 2021	C	0.17
Interest	WBCWORKING: Westpac Working Account	29 Oct 2021	C	0.04
Interest	WBCWORKING: Westpac Working Account	30 Nov 2021	C	0.06
Interest	WBCWORKING: Westpac Working Account	31 Dec 2021	C	0.02
Interest	WBCWORKING: Westpac Working Account	28 Feb 2022	C	0.01
Interest	WBCWORKING: Westpac Working Account	31 Mar 2022	C	0.02
Interest	WBCWORKING: Westpac Working Account	29 Apr 2022	C	0.04
Interest	WBCWORKING: Westpac Working Account	31 May 2022	C	0.05
Interest	WBCWORKING: Westpac Working Account	30 Jun 2022	C	0.06
Less Rounding			C	(0.50)
<b>Total Gross Interest</b>			<b>C</b>	<b>166.00</b>
<b>Total Forestry Managed Investment Scheme Income</b>			<b>X</b>	<b>0.00</b>
<b>Net Foreign Income</b>				
Distribution - Tax Statement	FSF0476AU: CFS FirstChoice W'sale - FirstChoice Wholesale Multi-Index Balanced	30 Jun 2022	D	550.68
Distribution - Tax Statement	FSF0476AU: CFS FirstChoice W'sale - FirstChoice Wholesale Multi-Index Balanced	30 Jun 2022	D	139.72
Distribution - Tax Statement	FSF0476AU: CFS FirstChoice W'sale - FirstChoice Wholesale Multi-Index Balanced	30 Jun 2022	D	731.32
Distribution - Tax Statement	FSF0476AU: CFS FirstChoice W'sale - FirstChoice Wholesale Multi-Index Balanced	30 Jun 2022	D	55.78

**Llorrac Superannuation Fund**  
**Statement of Taxable Income**  
**For the Period from 1 July 2021 to 30 June 2022**

Description	Investment Reference	Date	Tax Return Ref.	Amount
Distribution - Tax Statement	FSF0502AU: CFS FirstChoice W'sale - FirstChoice Wholesale Australian Small Companies	30 Jun 2022	D	6.48
Distribution - Tax Statement	FSF0502AU: CFS FirstChoice W'sale - FirstChoice Wholesale Australian Small Companies	30 Jun 2022	D	11.15
Distribution - Tax Statement	FSF0502AU: CFS FirstChoice W'sale - FirstChoice Wholesale Australian Small Companies	30 Jun 2022	D	17.80
Distribution - Tax Statement	FSF0502AU: CFS FirstChoice W'sale - FirstChoice Wholesale Australian Small Companies	30 Jun 2022	D	0.56
Distribution - Tax Statement	FSF0505AU: CFS FirstChoice W'sale - Platinum Wholesale International	30 Jun 2022	D	263.18
Distribution - Tax Statement	FSF0505AU: CFS FirstChoice W'sale - Platinum Wholesale International	30 Jun 2022	D	6,147.04
Distribution - Tax Statement	FSF1079AU: CFS FirstChoice W'sale - Platinum Wholesale Asia	30 Jun 2022	D	46.54
Distribution - Tax Statement	FSF1079AU: CFS FirstChoice W'sale - Platinum Wholesale Asia	30 Jun 2022	D	125.02
<i>Less Rounding</i>			D	(0.27)
<b>Total Net Foreign Income</b>			<b>D</b>	<b>8,095.00</b>
<b>Total Australian Franking Credits from a New Zealand Company</b>			<b>E</b>	<b>0.00</b>
<b>Total Transfers from Foreign Funds</b>			<b>F</b>	<b>0.00</b>
<b>Total Gross Payments where ABN not quoted</b>			<b>H</b>	<b>0.00</b>
<b>Total Gross Distribution from Partnerships</b>			<b>I</b>	<b>0.00</b>
<b>Total Unfranked Dividend Amount</b>			<b>J</b>	<b>0.00</b>
<b>Total Franked Dividend Amount</b>			<b>K</b>	<b>0.00</b>
<b>Total Dividend Franking Credit</b>			<b>L</b>	<b>0.00</b>
<b>Gross Trust Distributions</b>				
Investment Income	FSF0075AU: First Sentier Wholesale Strategic Cash Fund	28 Oct 2021	M	8.46
Investment Income	FSF0075AU: First Sentier Wholesale Strategic Cash Fund	27 Jan 2022	M	8.41
FSF0075AU Distribution - Cash	FSF0075AU: First Sentier Wholesale Strategic Cash Fund	24 Mar 2022	M	8.35
Investment Income	FSF0075AU: First Sentier Wholesale Strategic Cash Fund	26 May 2022	M	22.68
Distribution - Tax Statement	FSF0075AU: First Sentier Wholesale Strategic Cash Fund	30 Jun 2022	M	0.00
Distribution - Tax Statement	FSF0075AU: First Sentier Wholesale Strategic Cash Fund	30 Jun 2022	M	0.00
Distribution - Tax Statement	FSF0075AU: First Sentier Wholesale Strategic Cash Fund	30 Jun 2022	M	0.00
FSF0075AU Distribution - Cash	FSF0075AU: First Sentier Wholesale Strategic Cash Fund	30 Jun 2022	M	30.12
Investment Income	FSF0476AU: CFS FirstChoice W'sale - FirstChoice Wholesale Multi-Index Balanced	30 Sep 2021	M	537.87
FSF0476AU Distribution - Cash	FSF0476AU: CFS FirstChoice W'sale - FirstChoice Wholesale Multi-Index Balanced	16 Dec 2021	M	5,310.27
FSF0476AU Distribution - Cash	FSF0476AU: CFS FirstChoice W'sale - FirstChoice Wholesale Multi-Index Balanced	24 Mar 2022	M	1,347.42
Distribution - Tax Statement	FSF0476AU: CFS FirstChoice W'sale - FirstChoice Wholesale Multi-Index Balanced	30 Jun 2022	M	(4,156.24)
Distribution - Tax Statement	FSF0476AU: CFS FirstChoice W'sale - FirstChoice Wholesale Multi-Index Balanced	30 Jun 2022	M	(1,054.60)
Distribution - Tax Statement	FSF0476AU: CFS FirstChoice W'sale - FirstChoice Wholesale Multi-Index Balanced	30 Jun 2022	M	(5,519.78)
Distribution - Tax Statement	FSF0476AU: CFS FirstChoice W'sale - FirstChoice Wholesale Multi-Index Balanced	30 Jun 2022	M	(420.97)

**Llorrac Superannuation Fund**  
**Statement of Taxable Income**  
**For the Period from 1 July 2021 to 30 June 2022**

Description	Investment Reference	Date	Tax Return Ref.	Amount
FSF0476AU Distribution - Cash	FSF0476AU: CFS FirstChoice W'sale - FirstChoice Wholesale Multi-Index Balanced	30 Jun 2022	M	7,052.41
Investment Income	FSF0502AU: CFS FirstChoice W'sale - FirstChoice Wholesale Australian Small Companies	30 Sep 2021	M	56.87
FSF0502AU Distribution - Cash	FSF0502AU: CFS FirstChoice W'sale - FirstChoice Wholesale Australian Small Companies	16 Dec 2021	M	657.42
FSF0502AU Distribution - Cash	FSF0502AU: CFS FirstChoice W'sale - FirstChoice Wholesale Australian Small Companies	24 Mar 2022	M	1,132.53
Distribution - Tax Statement	FSF0502AU: CFS FirstChoice W'sale - FirstChoice Wholesale Australian Small Companies	30 Jun 2022	M	(577.03)
Distribution - Tax Statement	FSF0502AU: CFS FirstChoice W'sale - FirstChoice Wholesale Australian Small Companies	30 Jun 2022	M	(994.04)
Distribution - Tax Statement	FSF0502AU: CFS FirstChoice W'sale - FirstChoice Wholesale Australian Small Companies	30 Jun 2022	M	(1,586.72)
Distribution - Tax Statement	FSF0502AU: CFS FirstChoice W'sale - FirstChoice Wholesale Australian Small Companies	30 Jun 2022	M	(49.92)
FSF0502AU Distribution - Cash	FSF0502AU: CFS FirstChoice W'sale - FirstChoice Wholesale Australian Small Companies	30 Jun 2022	M	1,807.79
FSF0505AU Distribution - Cash	FSF0505AU: CFS FirstChoice W'sale - Platinum Wholesale International	16 Dec 2021	M	414.88
Distribution - Tax Statement	FSF0505AU: CFS FirstChoice W'sale - Platinum Wholesale International	30 Jun 2022	M	(411.02)
Distribution - Tax Statement	FSF0505AU: CFS FirstChoice W'sale - Platinum Wholesale International	30 Jun 2022	M	(9,600.38)
FSF0505AU Distribution - Cash	FSF0505AU: CFS FirstChoice W'sale - Platinum Wholesale International	30 Jun 2022	M	9,690.49
FSF1079AU Distribution - Cash	FSF1079AU: CFS FirstChoice W'sale - Platinum Wholesale Asia	16 Dec 2021	M	151.95
Distribution - Tax Statement	FSF1079AU: CFS FirstChoice W'sale - Platinum Wholesale Asia	30 Jun 2022	M	(151.93)
Distribution - Tax Statement	FSF1079AU: CFS FirstChoice W'sale - Platinum Wholesale Asia	30 Jun 2022	M	(408.08)
FSF1079AU Distribution - Cash	FSF1079AU: CFS FirstChoice W'sale - Platinum Wholesale Asia	30 Jun 2022	M	408.12
<i>Less Rounding</i>			M	(0.33)
<b>Total Gross Trust Distributions</b>			<b>M</b>	<b>3,715.00</b>
<b>Assessable Employer Contributions</b>				
Employer Contribution: Flight Extruded Plastics LP	1: Justin Carroll	02 Jul 2021	R1	1,003.67
Employer Contribution: Flight Extruded Plastics LP	1: Justin Carroll	03 Aug 2021	R1	864.21
Employer Contribution: Flight Extruded Plastics LP	1: Justin Carroll	03 Sep 2021	R1	1,088.18
Employer Contribution: Flight Extruded Plastics LP	1: Justin Carroll	01 Oct 2021	R1	870.55
Employer Contribution: Flight Extruded Plastics LP	1: Justin Carroll	03 Nov 2021	R1	870.55
Employer Contribution: Flight Extruded Plastics LP	1: Justin Carroll	02 Dec 2021	R1	1,088.18
Employer Contribution: Flight Extruded Plastics LP	1: Justin Carroll	23 Dec 2021	R1	870.55
Employer Contribution: Flight Extruded Plastics LP	1: Justin Carroll	03 Feb 2022	R1	870.55
Employer Contribution: Flight Extruded Plastics LP	1: Justin Carroll	03 Mar 2022	R1	870.55
Employer Contribution: Flight Extruded Plastics LP	1: Justin Carroll	05 Apr 2022	R1	1,088.18
Employer Contribution: Flight Extruded Plastics LP	1: Justin Carroll	03 May 2022	R1	870.55
Employer Contribution: Flight Extruded Plastics LP	1: Justin Carroll	08 Jun 2022	R1	1,088.18
Employer Contribution: Flight Extruded Plastics LP	1: Justin Carroll	30 Jun 2022	R1	870.55
Employer Contribution: Flight Extruded Plastics LP	2: Joanna Carroll	02 Jul 2021	R1	750.65
Employer Contribution: Flight Extruded Plastics LP	2: Joanna Carroll	03 Aug 2021	R1	646.35



**Llorrac Superannuation Fund**  
**Statement of Taxable Income**  
**For the Period from 1 July 2021 to 30 June 2022**

Description	Investment Reference	Date	Tax Return	
			Ref.	Amount
Employer Contribution: Flight Extruded Plastics LP	2: Joanna Carroll	03 Sep 2021	R1	813.86
Employer Contribution: Flight Extruded Plastics LP	2: Joanna Carroll	01 Oct 2021	R1	651.09
Employer Contribution: Flight Extruded Plastics LP	2: Joanna Carroll	03 Nov 2021	R1	651.09
Employer Contribution: Flight Extruded Plastics LP	2: Joanna Carroll	02 Dec 2021	R1	813.86
Employer Contribution: Flight Extruded Plastics LP	2: Joanna Carroll	23 Dec 2021	R1	651.09
Employer Contribution: Flight Extruded Plastics LP	2: Joanna Carroll	03 Feb 2022	R1	651.09
Employer Contribution: Flight Extruded Plastics LP	2: Joanna Carroll	03 Mar 2022	R1	651.09
Employer Contribution: Flight Extruded Plastics LP	2: Joanna Carroll	05 Apr 2022	R1	813.86
Employer Contribution: Flight Extruded Plastics LP	2: Joanna Carroll	03 May 2022	R1	651.09
Employer Contribution: Flight Extruded Plastics LP	2: Joanna Carroll	08 Jun 2022	R1	813.86
Employer Contribution: Flight Extruded Plastics LP	2: Joanna Carroll	30 Jun 2022	R1	651.09
<i>Less Rounding</i>			R1	(0.52)
<b>Total Assessable Employer Contributions</b>			<b>R1</b>	<b>21,524.00</b>
<b>Total Assessable Personal Contributions</b>			<b>R2</b>	<b>0.00</b>
<b>Total No-TFN quoted contributions</b>			<b>R3</b>	<b>0.00</b>
<b>Total Transfer of Liability to life insurance company or PST</b>			<b>R6</b>	<b>0.00</b>
<b>Total Assessable Contributions</b>			<b>R</b>	<b>21,524.00</b>
<b>Other Income</b>				
Fund General Income		08 Sep 2021	S	46.36
Deposit online tfr westpac cho		16 Dec 2021	S	200.00
Fund General Income		08 Mar 2022	S	60.76
<i>Less Rounding</i>			S	(0.12)
<b>Total Other Income</b>			<b>S</b>	<b>307.00</b>
<b>Total Assessable Income Due to Changed Tax Status of Fund</b>			<b>T</b>	<b>0.00</b>
<b>Total Net Non-arm's Length Income</b>			<b>U</b>	<b>0.00</b>
<b>Total Exempt Current Pension Income</b>			<b>Y</b>	<b>0.00</b>
<b>Total Assessable Income</b>				<b>45,626.00</b>
<b>Deductions</b>			<b>Section C</b>	
<b>Total Interest Expenses within Australia</b>			<b>A</b>	<b>0.00</b>
<b>Total Interest Expenses Overseas</b>			<b>B</b>	<b>0.00</b>
<b>Total Capital Works Deductions</b>			<b>D</b>	<b>0.00</b>
<b>Total Deduction for Decline in Value of Depreciating Assets</b>			<b>E</b>	<b>0.00</b>
<b>Death or Disability Premiums</b>				
AIA Australia	2: Joanna Carroll	16 Feb 2022	F	957.85
<i>Less Rounding</i>			F	(0.85)
<b>Total Death or Disability Premiums</b>			<b>F</b>	<b>957.00</b>
<b>Total Death Benefit Increase</b>			<b>G</b>	<b>0.00</b>
<b>Approved Auditor Fee</b>				
SMSF Aus Inv 0973 for return		25 Aug 2021	H	385.00
<b>Total Approved Auditor Fee</b>			<b>H</b>	<b>385.00</b>

**Llorrac Superannuation Fund**  
**Statement of Taxable Income**  
**For the Period from 1 July 2021 to 30 June 2022**

Description	Investment Reference	Date	Tax Return Ref.	Amount
<b>Total Investment Expenses</b>			<b>I</b>	<b>0.00</b>
<b>Management and Administration Expenses</b>				
Adviser Fee		01 Jul 2021	J	248.93
Adviser Fee		02 Aug 2021	J	319.83
SMSF Aus Inv 0973 for return		25 Aug 2021	J	770.00
SMSF Aus Inv 0973 for return - subscription fee		25 Aug 2021	J	275.00
Adviser Fee		02 Sep 2021	J	309.31
Adviser Fee		01 Oct 2021	J	301.07
Adviser Fee		01 Nov 2021	J	321.12
Adviser Fee		01 Dec 2021	J	313.03
Adviser Fee		30 Dec 2021	J	219.23
Adviser Fee		04 Jan 2022	J	318.00
Adviser Fee		01 Feb 2022	J	318.00
Adviser Fee		01 Mar 2022	J	318.00
Adviser Fee		01 Apr 2022	J	318.00
Adviser Fee		02 May 2022	J	318.00
Adviser Fee		01 Jun 2022	J	318.00
Less Rounding			J	(0.52)
<b>Total Management and Administration Expenses</b>			<b>J</b>	<b>4,985.00</b>
<b>Total Forestry Managed Investment Scheme Deduction</b>			<b>U</b>	<b>0.00</b>
<b>Other Deductions</b>				
BPAY Tax Office Ato2021 return		09 Dec 2021	L	259.00
<b>Total Other Deductions</b>			<b>L</b>	<b>259.00</b>
<b>Tax Losses Deducted</b>				
Tax Losses Brought Forward		30 Jun 2022	M	0.00
Less Net Exempt Income		30 Jun 2022	M	0.00
<b>Total Tax Losses Deducted</b>			<b>M</b>	<b>0.00</b>
<b>Total Deductions</b>			<b></b>	<b>6,586.00</b>
<b>Taxable Income or Loss</b>			<b>(V - N) O</b>	<b>39,040.00</b>

**Income Tax Calculation Statement**

**Section D**

**Gross Tax**

Gross Tax @ 15% for Concessional Income		30 Jun 2022	T1	5,856.00
Gross Tax @ 45% for Net Non-Arm's Length Income		30 Jun 2022	T1	0.00
No-TFN Quoted Contributions @ 32%		30 Jun 2022	J	0.00
<b>Total Gross Tax</b>			<b></b>	<b>5,856.00</b>

**Credit: Foreign Tax Income Offset**

Distribution - Tax Statement	FSF0476AU: CFS FirstChoice W'sale - FirstChoice Wholesale Multi-Index Balanced	30 Jun 2022	C1	105.76
Distribution - Tax Statement	FSF0476AU: CFS FirstChoice W'sale - FirstChoice Wholesale Multi-Index Balanced	30 Jun 2022	C1	26.83
Distribution - Tax Statement	FSF0476AU: CFS FirstChoice W'sale - FirstChoice Wholesale Multi-Index Balanced	30 Jun 2022	C1	140.44
Distribution - Tax Statement	FSF0476AU: CFS FirstChoice W'sale - FirstChoice Wholesale Multi-Index Balanced	30 Jun 2022	C1	10.71
Distribution - Tax Statement	FSF0502AU: CFS FirstChoice W'sale - FirstChoice Wholesale Australian Small Companies	30 Jun 2022	C1	1.75

**Llorrac Superannuation Fund**  
**Statement of Taxable Income**  
**For the Period from 1 July 2021 to 30 June 2022**

Description	Investment Reference	Date	Tax Return Ref.	Amount
Distribution - Tax Statement	FSF0502AU: CFS FirstChoice W'sale - FirstChoice Wholesale Australian Small Companies	30 Jun 2022	C1	3.00
Distribution - Tax Statement	FSF0502AU: CFS FirstChoice W'sale - FirstChoice Wholesale Australian Small Companies	30 Jun 2022	C1	4.79
Distribution - Tax Statement	FSF0502AU: CFS FirstChoice W'sale - FirstChoice Wholesale Australian Small Companies	30 Jun 2022	C1	0.15
Distribution - Tax Statement	FSF0505AU: CFS FirstChoice W'sale - Platinum Wholesale International	30 Jun 2022	C1	9.51
Distribution - Tax Statement	FSF0505AU: CFS FirstChoice W'sale - Platinum Wholesale International	30 Jun 2022	C1	222.08
Distribution - Tax Statement	FSF1079AU: CFS FirstChoice W'sale - Platinum Wholesale Asia	30 Jun 2022	C1	1.55
Distribution - Tax Statement	FSF1079AU: CFS FirstChoice W'sale - Platinum Wholesale Asia	30 Jun 2022	C1	4.18
<b>Total Credit: Foreign Tax Income Offset</b>			<b>C1</b>	<b>530.75</b>
<b>Total Credit: Rebates and Tax Offset</b>			<b>C2</b>	<b>0.00</b>
<b>Rebates and Offsets</b>			<b>C</b>	<b>530.75</b>
<b>SUBTOTAL</b>				<b>5,325.25</b>
<b>Credit: Refundable Franking Credits</b>				
Distribution - Tax Statement	FSF0476AU: CFS FirstChoice W'sale - FirstChoice Wholesale Multi-Index Balanced	30 Jun 2022	E1	333.82
Distribution - Tax Statement	FSF0476AU: CFS FirstChoice W'sale - FirstChoice Wholesale Multi-Index Balanced	30 Jun 2022	E1	84.70
Distribution - Tax Statement	FSF0476AU: CFS FirstChoice W'sale - FirstChoice Wholesale Multi-Index Balanced	30 Jun 2022	E1	443.33
Distribution - Tax Statement	FSF0476AU: CFS FirstChoice W'sale - FirstChoice Wholesale Multi-Index Balanced	30 Jun 2022	E1	33.81
Distribution - Tax Statement	FSF0502AU: CFS FirstChoice W'sale - FirstChoice Wholesale Australian Small Companies	30 Jun 2022	E1	35.76
Distribution - Tax Statement	FSF0502AU: CFS FirstChoice W'sale - FirstChoice Wholesale Australian Small Companies	30 Jun 2022	E1	61.60
Distribution - Tax Statement	FSF0502AU: CFS FirstChoice W'sale - FirstChoice Wholesale Australian Small Companies	30 Jun 2022	E1	98.33
Distribution - Tax Statement	FSF0502AU: CFS FirstChoice W'sale - FirstChoice Wholesale Australian Small Companies	30 Jun 2022	E1	3.09
Distribution - Tax Statement	FSF0505AU: CFS FirstChoice W'sale - Platinum Wholesale International	30 Jun 2022	E1	0.09
Distribution - Tax Statement	FSF0505AU: CFS FirstChoice W'sale - Platinum Wholesale International	30 Jun 2022	E1	2.06
<i>Less Rounding</i>			E1	0.00
<b>Total Credit: Refundable Franking Credits</b>			<b>E1</b>	<b>1,096.59</b>
<b>Total Credit: No-TFN Tax Offset</b>			<b>E2</b>	<b>0.00</b>
<b>Total Credit: Refundable National Rental Affordability Scheme Tax Offset</b>			<b>E3</b>	<b>0.00</b>
<b>Total Credit: Interest on Early Payments</b>			<b>H1</b>	<b>0.00</b>
<b>Total Credit: Foreign Resident Withholding</b>			<b>H2</b>	<b>0.00</b>
<b>Total Credit: ABN/TFN Not Quoted (Non-Individual)</b>			<b>H3</b>	<b>0.00</b>
<b>Total Credit: Interest on No-TFN Tax Offset</b>			<b>H6</b>	<b>0.00</b>
<b>Total Eligible Credits</b>				<b>0.00</b>

**Llorrac Superannuation Fund**  
**Statement of Taxable Income**  
**For the Period from 1 July 2021 to 30 June 2022**

Description	Investment Reference	Date	Tax Return Ref.	Amount
<b>Net Tax Payable</b>				<b>4,228.66</b>
<b>PAYG Instalments Raised</b>				
Ato Installment Jul - Sep 2021		30 Sep 2021	K	808.00
Ato Installment Oct - Dec 2021		31 Dec 2021	K	808.00
Bpay Tax Office Tax Installment		31 Mar 2022	K	7,409.00
Ato Installment Apr - June 2022		30 Jun 2022	K	3,008.00
<b>Total PAYG Instalments Raised</b>				<b>12,033.00</b>
<b>Total Supervisory Levy</b>				<b>259.00</b>
<b>Total Supervisory Levy Adjustment for Wound Up Funds</b>				<b>0.00</b>
<b>Total Supervisory Levy Adjustment for New Funds</b>				<b>0.00</b>
<b>Total Amount Due / (Refundable)</b>				<b>(7,545.34)</b>

## Llorrac Superannuation Fund

### Members Summary Report - For the period 1/07/2021 to 30/06/2022

Member's Detail	Opening Balance	Increases				Decreases					Closing Balance
		Contrib	Tran In	Profit	Ins Proc	Tax	Exp	Ins Prem	Tran Out	Ben Paid	
<b>Mr Justin Carroll</b>											
6 Claire Lane VIRGINIA SA 5120											
Accumulation <b>Accumulation</b>	215,025.82	12,314.45	0.00	(15,328.64)	0.00	(3,607.29)	0.00	0.00	0.00	0.00	208,404.34
	215,025.82	12,314.45	0.00	(15,328.64)	0.00	(3,607.29)	0.00	0.00	0.00	0.00	208,404.34
<b>Mrs Joanna Carroll</b>											
6 Claire Lane VIRGINIA SA 5120											
Accumulation <b>Accumulation</b>	122,897.63	9,210.07	0.00	(8,803.76)	0.00	(2,248.71)	0.00	(957.85)	0.00	0.00	120,097.38
	122,897.63	9,210.07	0.00	(8,803.76)	0.00	(2,248.71)	0.00	(957.85)	0.00	0.00	120,097.38
	337,923.45	21,524.52	0.00	(24,132.40)	0.00	(5,856.00)	0.00	(957.85)	0.00	0.00	328,501.72

**Llorrac Superannuation Fund**  
**Investment Summary as at 30 June 2022**

Investment	Units	Average Cost Price	Market Price	Accounting Cost	Market Value	Unrealised Accounting Gain/(Loss)	Accounting Gain/(Loss) (%)	Portfolio Weight (%)
<b><u>Bank</u></b>								
Westpac Savings Account				59.96	59.96			0.02%
Westpac Working Account				9,718.51	9,718.51			3.00%
				<b>9,778.47</b>	<b>9,778.47</b>			<b>3.02%</b>
<b><u>Managed Funds Market</u></b>								
First Sentier Wholesale Strategic Cash Fund	75,322.32950	1.0103	1.0073	76,096.50	75,872.18	(224.32)	(0.29)%	23.44%
CFS FirstChoice W'sale - FirstChoice Wholesale Multi-Index Balanced	145,668.62550	0.9763	0.8597	142,220.35	125,231.32	(16,989.03)	(11.95)%	38.69%
CFS FirstChoice W'sale - FirstChoice Wholesale Australian Small Companies	11,611.67750	1.8447	1.7351	21,419.83	20,147.42	(1,272.41)	(5.94)%	6.22%
CFS FirstChoice W'sale - Platinum Wholesale International	53,382.20180	1.5284	1.3754	81,588.15	73,421.88	(8,166.27)	(10.01)%	22.68%
CFS FirstChoice W'sale - Platinum Wholesale Asia	14,891.03520	1.2146	1.2930	18,086.99	19,254.11	1,167.12	6.45%	5.95%
				<b>339,411.82</b>	<b>313,926.91</b>	<b>(25,484.91)</b>	<b>(7.51)%</b>	<b>96.98%</b>
				<b>349,190.29</b>	<b>323,705.38</b>	<b>(25,484.91)</b>	<b>(7.30)%</b>	<b>100.00%</b>

The accounting cost is the original cost base adjusted by any subsequent capital call/improvement or capital return transactions. In many cases, it is not the same as the adjusted or reduced cost base, or the reset cost base resulting from the CGT relief. To view the tax cost base and unrealised gain/(loss) for tax purposes refer to the Unrealised Capital Gains Report or change the report parameter to tax cost base.

**Llorrac Superannuation Fund**  
**Investment Income Summary**  
**For the period 1 July 2021 to 30 June 2022**

Total Income	Add			Less					Taxable Income (excluding Capital Gains)	Indexed Capital Gains *	Discounted Capital Gains *	Other Capital Gains *	CGT Concession Amount *	
	Franking Credits	Foreign Credits	TFN Credits	Tax Free	Tax Exempt	Tax Deferred	Distributed Capital Gains	GST						
<b><i>Bank</i></b>														
Westpac Working Account														
0.70	0.00	0.00	0.00	0.00	0.00	0.00	0.00	0.00	0.70	0.00	0.00	0.00	0.00	0.00
<b>0.70</b>	<b>0.00</b>	<b>0.00</b>	<b>0.00</b>	<b>0.00</b>	<b>0.00</b>	<b>0.00</b>	<b>0.00</b>	<b>0.00</b>	<b>0.70</b>	<b>0.00</b>	<b>0.00</b>	<b>0.00</b>	<b>0.00</b>	<b>0.00</b>
<b><i>Managed Funds Market</i></b>														
CFS FirstChoice W'sale - FirstChoice Wholesale Australian Small Companies														
3,654.61	198.78	9.69	0.00	2.06	96.08	0.00	3,282.05	0.00	482.89	0.00	1,591.14	99.77	1,591.14	
CFS FirstChoice W'sale - FirstChoice Wholesale Multi-Index Balanced														
14,247.97	895.66	283.74	0.00	130.41	673.76	0.00	10,049.32	0.00	4,573.88	0.00	5,024.66	0.00	5,024.66	
CFS FirstChoice W'sale - FirstRate Wholesale Saver A														
144.71	0.00	0.00	0.00	0.00	0.00	0.00	0.00	0.00	144.71	0.00	0.00	0.00	0.00	0.00
CFS FirstChoice W'sale - FirstRate Wholesale Term Deposit (3 Month)														
0.61	0.00	0.00	0.00	0.00	0.00	0.00	0.00	0.00	0.61	0.00	0.00	0.00	0.00	0.00
CFS FirstChoice W'sale - FirstRate WS Term Deposit 2 Yr														
18.72	0.00	0.00	0.00	0.00	0.00	0.00	0.00	0.00	18.72	0.00	0.00	0.00	0.00	0.00
CFS FirstChoice W'sale - Platinum Wholesale Asia														
560.07	0.00	5.73	0.00	0.00	1.66	0.00	392.52	0.00	171.62	0.00	196.26	0.00	196.26	
CFS FirstChoice W'sale - Platinum Wholesale International														
10,105.37	2.15	231.59	0.00	0.00	5.44	0.00	3,829.48	0.00	6,504.19	0.00	1,914.74	0.00	1,914.74	
First Sentier Wholesale Strategic Cash Fund														
78.02	0.00	0.00	0.00	0.00	0.00	0.00	0.00	0.00	78.02	0.00	0.00	0.00	0.00	0.00
<b>28,810.08</b>	<b>1,096.59</b>	<b>530.75</b>	<b>0.00</b>	<b>132.47</b>	<b>776.94</b>	<b>0.00</b>	<b>17,553.37</b>	<b>0.00</b>	<b>11,974.64</b>	<b>0.00</b>	<b>8,726.80</b>	<b>99.77</b>	<b>8,726.80</b>	
<b>28,810.78</b>	<b>1,096.59</b>	<b>530.75</b>	<b>0.00</b>	<b>132.47</b>	<b>776.94</b>	<b>0.00</b>	<b>17,553.37</b>	<b>0.00</b>	<b>11,975.34</b>	<b>0.00</b>	<b>8,726.80</b>	<b>99.77</b>	<b>8,726.80</b>	



**Llorrac Superannuation Fund**  
**Investment Income Summary**  
**For the period 1 July 2021 to 30 June 2022**

Total Income	Add			Less					Taxable Income (excluding Capital Gains)	Indexed Capital Gains *	Discounted Capital Gains *	Other Capital Gains *	CGT Concession Amount *
	Franking Credits	Foreign Credits	TFN Credits	Tax Free	Tax Exempt	Tax Deferred	Distributed Capital Gains	GST					

\* Distributed capital gains components correspond to the cash amount received. You should refer to Realised Capital Gains or Distribution Reconciliation Reports for tax and capital gain reporting purpose.

**Llorrac Superannuation Fund  
Distribution Reconciliation Report  
For the period 1 July 2021 to 30 June 2022**

Net Distribution	Australian Income			Other Non-Assessable Amounts			Foreign Income			Capital Gains			AMIT	Gross Distribution		
	NPP Income	Franking Credits	Withholding Tax	Tax Exempt	Tax Free	Tax Deferred	Capital Returns	Assesable Amounts	Foreign Tax Credits	Discounted Capital Gains	CGT Concession Amount	Indexed Capital Gains	Other Capital Gains	Net Cost Base Increase/ (Decrease)	Accounting	Tax
<b><i>Managed Funds Market</i></b>																
First Sentier Wholesale Strategic Cash Fund																
78.02	78.02	0.00	0.00	0.00	0.00	0.00	0.00	0.00	0.00	0.00	0.00	0.00	0.00	0.00	78.02	78.02
CFS FirstChoice W'sale - FirstChoice Wholesale Multi-Index Balanced																
14,247.97	2,200.72	895.66	0.00	673.76	130.41	0.00	0.00	1,193.76	283.74	5,024.66	5,024.66	0.00	0.00	(673.76)	15,427.37	3,096.38
CFS FirstChoice W'sale - FirstChoice Wholesale Australian Small Companies																
3,654.61	248.12	198.78	0.00	96.08	2.06	0.00	0.00	26.30	9.69	1,591.14	1,591.14	0.00	99.77	(96.08)	3,863.08	446.90
CFS FirstChoice W'sale - Platinum Wholesale International																
10,105.37	91.82	2.15	0.00	5.44	0.00	0.00	0.00	6,178.63	231.59	1,914.74	1,914.74	0.00	0.00	(5.44)	10,339.11	93.97
CFS FirstChoice W'sale - Platinum Wholesale Asia																
560.07	0.06	0.00	0.00	1.66	0.00	0.00	0.00	165.83	5.73	196.26	196.26	0.00	0.00	(1.66)	565.80	0.06
<b>28,646.04</b>	<b>2,618.74</b>	<b>1,096.59</b>	<b>0.00</b>	<b>776.94</b>	<b>132.47</b>	<b>0.00</b>	<b>0.00</b>	<b>7,564.52</b>	<b>530.75</b>	<b>8,726.80</b>	<b>8,726.80</b>	<b>0.00</b>	<b>99.77</b>	<b>(776.94)</b>	<b>30,273.38</b>	<b>3,715.33</b>
<b>28,646.04</b>	<b>2,618.74</b>	<b>1,096.59</b>	<b>0.00</b>	<b>776.94</b>	<b>132.47</b>	<b>0.00</b>	<b>0.00</b>	<b>7,564.52</b>	<b>530.75</b>	<b>8,726.80</b>	<b>8,726.80</b>	<b>0.00</b>	<b>99.77</b>	<b>(776.94)</b>	<b>30,273.38</b>	<b>3,715.33</b>

**Llorrac Superannuation Fund**  
**Distribution Reconciliation Report**  
**For the period 1 July 2021 to 30 June 2022**

Net Distribution	Australian Income			Other Non-Assessable Amounts			Foreign Income			Capital Gains			AMIT	Gross Distribution	
	NPP Income	Franking Credits	Withholding Tax	Tax Exempt	Tax Free	Tax Deferred	Capital Returns	Assesable Amounts	Foreign Tax Credits	Discounted Capital Gains	CGT Concession Amount	Indexed Capital Gains	Other Capital Gains	Net Cost Base Increase/ (Decrease)	Accounting

**Reconciliation**

	Australian Income			Other Non-Assessable Amounts			Foreign Income			Capital Gains			Gross Distribution	
	NPP Income	Franking Credits	Withholding Tax	Tax Exempt	Tax Free	Tax Deferred	Assesable Amounts	Foreign Tax Credits	Disc. Capital Gains	CGT Concession Amount	Indexed Capital Gains	Other Capital Gains	Accounting	Tax
Gross Accounting Distribution	2,618.74	1,096.59		776.94	132.47	-	7,564.52	530.75	8,726.80	8,726.80	-	99.77	30,273.38	-
Gross Tax Distribution	2,618.74	1,096.59		-	-	-	-	-	-	-	-	-	-	3,715.33
Net Foreign Income	-	-		-	-	-	7,564.52	530.75	-	-	-	-	-	8,095.27
Net Distributed Capital Gain	-	-		-	-	-	-	-	17,453.60	N/A	-	99.77	-	17,553.37

**Llorrac Superannuation Fund**  
**Realised Capital Gains**  
**For the period from 1 July 2021 to 30 June 2022**

		Accounting Treatment				Taxation Treatment							
		Quantity	Proceeds	Excess Tax Value*	Original Cost	Accounting Profit/(Loss)	Cost Base Calculation		Capital Gains Calculation				
							Adjusted	Reduced	Indexation	Discounted	Other	Deferred	Capital Loss
<b><u>Managed Funds Market</u></b>													
<b>CFS FirstChoice W'sale - FirstChoice Wholesale Australian Small Companies</b>													
30/06/2022	Dist	0.00	0.00		0.00					572.45	17.95		
30/06/2022	Dist	0.00	0.00		0.00					49.52	1.55		
30/06/2022	Dist	0.00	0.00		0.00					986.16	30.92		
30/06/2022	Dist	0.00	0.00		0.00					1,574.15	49.35		
		0.00	0.00		0.00					3,182.28	99.77	0.00	
<b>CFS FirstChoice W'sale - FirstChoice Wholesale Multi-Index Balanced</b>													
31/03/2022	Sale	1,165.77	1,320.96		1,050.14	270.82	1,048.92			272.04			
30/06/2022	Dist	0.00	0.00		0.00					950.36			
30/06/2022	Dist	0.00	0.00		0.00					3,745.41			
30/06/2022	Dist	0.00	0.00		0.00					379.37			
30/06/2022	Dist	0.00	0.00		0.00					4,974.18			
		1,165.77	1,320.96		1,050.14	270.82	1,048.92			10,321.36		0.00	
<b>CFS FirstChoice W'sale - FirstRate Wholesale Saver A</b>													
01/07/2021	Sale	248.93	248.93		248.93	0.00	248.93			0.00			
02/08/2021	Sale	319.83	319.83		319.83	0.00	319.83			0.00			
26/08/2021	Sale	85,468.63	85,468.63		85,468.63	0.00	85,468.63			0.00	0.00		
		86,037.39	86,037.39		86,037.39	0.00	86,037.39			0.00	0.00	0.00	
<b>CFS FirstChoice W'sale - FirstRate Wholesale Term Deposit (3 Month)</b>													
04/08/2021	Sale	24,045.77	24,045.77		24,045.77	0.00	24,045.77			0.00	0.00		
		24,045.77	24,045.77		24,045.77	0.00	24,045.77			0.00	0.00	0.00	
<b>CFS FirstChoice W'sale - FirstRate WS Term Deposit 2 Yr</b>													
04/08/2021	Sale	23,085.63	23,085.63		23,085.63	0.00	23,085.63			0.00	0.00		
		23,085.63	23,085.63		23,085.63	0.00	23,085.63			0.00	0.00	0.00	

**Llorrac Superannuation Fund**  
**Realised Capital Gains**  
**For the period from 1 July 2021 to 30 June 2022**

		Accounting Treatment				Taxation Treatment							
		Quantity	Proceeds	Excess Tax Value*	Original Cost	Accounting Profit/(Loss)	Cost Base Calculation		Capital Gains Calculation				
							Adjusted	Reduced	Indexation	Discounted	Other	Deferred	Capital Loss
<b><u>Managed Funds Market</u></b>													
<b>CFS FirstChoice W'sale - Platinum Wholesale Asia</b>													
30/06/2022	Dist	0.00	0.00		0.00					286.03			
30/06/2022	Dist	0.00	0.00		0.00					106.49			
		0.00	0.00		0.00	0.00				392.52	0.00	0.00	
<b>CFS FirstChoice W'sale - Platinum Wholesale International</b>													
30/06/2022	Dist	0.00	0.00		0.00					3,672.26			
30/06/2022	Dist	0.00	0.00		0.00					157.22			
		0.00	0.00		0.00	0.00				3,829.48	0.00	0.00	
<b>First Sentier Wholesale Strategic Cash Fund</b>													
07/09/2021	Sale	309.31	309.31		312.50	(3.19)		312.50					3.19
01/10/2021	Sale	301.07	301.07		304.17	(3.10)		304.17					3.10
01/11/2021	Sale	321.12	321.12		324.43	(3.31)		324.43					3.31
01/12/2021	Sale	313.03	313.03		316.25	(3.22)		316.25					3.22
30/12/2021	Sale	219.23	219.23		221.49	(2.26)		221.49					2.26
04/01/2022	Sale	318.00	318.00		321.28	(3.28)		321.28					3.28
01/02/2022	Sale	318.00	318.00		321.28	(3.28)		321.28					3.28
01/03/2022	Sale	318.00	318.00		321.28	(3.28)		321.28					3.28
31/03/2022	Sale	6,088.04	6,088.04		6,150.75	(62.71)		6,150.75					62.71
01/04/2022	Sale	318.00	318.00		321.28	(3.28)		321.28					3.28
02/05/2022	Sale	318.00	318.00		321.28	(3.28)		321.28					3.28
01/06/2022	Sale	318.00	318.00		321.28	(3.28)		321.28					3.28
		9,459.80	9,459.80		9,557.27	(97.47)		9,557.27			0.00	0.00	97.47
<b>Managed Funds Market Total</b>			143,949.55		143,776.20	173.35	134,217.71	9,557.27		17,725.64	99.77	0.00	97.47
<b>Grand Total</b>			<b>143,949.55</b>		<b>143,776.20</b>	<b>173.35</b>	<b>134,217.71</b>	<b>9,557.27</b>		<b>17,725.64</b>	<b>99.77</b>	<b>0.00</b>	<b>97.47</b>

\* Where there is an Excess Tax Value Amount, the Accounting Profit/(Loss) figure takes account of this. Accounting Profit/(Loss) equals Proceeds less Excess Tax Value less Original Cost.

**Llorrac Superannuation Fund**  
**Realised Capital Gains**  
**For the period from 1 July 2021 to 30 June 2022**

**Capital Gains Tax Return Summary**

	Indexation	Discount	Other	Deferred	Total Capital Gains	Capital Losses
<b>Current Year Capital Gains</b>						
Shares & Units - Listed Shares	0.00	0.00	0.00	0.00	0.00	0.00
Shares & Units - Other Shares	0.00	0.00	0.00	0.00	0.00	0.00
Shares & Units - Listed Trusts	0.00	0.00	0.00	0.00	0.00	0.00
Shares & Units - Other Units	0.00	272.00	0.00	0.00	272.00	97.00
Australian Real Estate	0.00	0.00	0.00	0.00	0.00	0.00
Other Real Estate	0.00	0.00	0.00	0.00	0.00	0.00
Collectables	0.00	0.00	0.00	0.00	0.00	0.00
Other CGT Assets & Other CGT Events	0.00	0.00	0.00	0.00	0.00	0.00
Distributed Capital Gains from Trusts	0.00	17,453.00	99.00	0.00	17,552.00	0.00
	0.00	17,725.00	99.00	0.00	17,824.00	97.00
<b>Capital Losses Applied</b>						
Current Year	0.00	0.00	97.00	0.00	97.00	
Prior Years	0.00	0.00	0.00	0.00	0.00	
	0.00	0.00	97.00	0.00	97.00	
<b>Net Capital Gains</b>						
Net Gain after applying losses	0.00	17,725.00	2.00	0.00	17,727.00	
Discount applicable		5,908.00				
Net Gain after applying discount	0.00	11,817.00	2.00	0.00	11,819.00	

**Llorrac Superannuation Fund**  
(ABN: 17 576 533 030)

**Consolidated Member Benefit Totals**

Period	Member Account Details
1 July 2021 - 30 June 2022	Residential Address: 6 Claire Lane VIRGINIA, SA 5120
Member	Number: 1
Mr Justin Carroll	Date of Birth: 9 November 1958 Date Joined Fund: 28 February 2014 Eligible Service Date: 28 February 2014
	Tax File Number Held: Yes

*Note: this report provides a consolidated view of the Member's interests in the SMSF  
Refer to the Member Benefit Statements produced for each member account for further details*

**Your Accounts**

<b>Withdrawal Benefit as at 1 Jul 2021</b>	
Accumulation	215,025.82
<b>Total as at 1 Jul 2021</b>	<b><u>215,025.82</u></b>

<b>Withdrawal Benefit as at 30 Jun 2022</b>	
Accumulation	208,404.34
<b>Total as at 30 Jun 2022</b>	<b><u>208,404.34</u></b>

**Your Tax Components**

Tax Free	60,117.95
Taxable - Taxed	148,286.39
Taxable - Untaxed	-

**Your Preservation Components**

Preserved	208,404.34
Restricted Non Preserved	-
Unrestricted Non Preserved	-

**Your Insurance Benefits**

No insurance details have been recorded

**Your Beneficiaries**

No beneficiary details have been recorded

**For Enquiries:**  
mail Llorrac Superannuation Fund, 6 Claire Lane, VIRGINIA SA 5120

**Llorrac Superannuation Fund**  
(ABN: 17 576 533 030)

**Member Benefit Statement**

Period	Member Account Details
1 July 2021 - 30 June 2022	Residential Address: 6 Claire Lane VIRGINIA, SA 5120
Member Number: 1	Date of Birth: 9 November 1958
<b>Mr Justin Carroll</b>	Date Joined Fund: 28 February 2014
Accumulation Account	Eligible Service Date: 28 February 2014
<b>Accumulation</b>	Tax File Number Held: Yes
	Account Start Date: 28 February 2014

Your Account Summary	
<b>Withdrawal Benefit</b> as at 1 Jul 2021	<b>215,025.82</b>
<i>Increases to your account:</i>	
Employer Contributions	12,314.45
<u>Total Increases</u>	<u>12,314.45</u>
<i>Decreases to your account:</i>	
Contributions Tax	1,847.17
Share Of Net Fund Income	15,328.64
Tax on Net Fund Income	1,760.12
<u>Total Decreases</u>	<u>18,935.93</u>
<b>Withdrawal Benefit</b> as at 30 Jun 2022	<b><u>208,404.34</u></b>

Your Tax Components		
Tax Free	28.8468 %	60,117.95
Taxable - Taxed		148,286.39
Taxable - Untaxed		-
Your Preservation Components		
Preserved		208,404.34
Restricted Non Preserved		-
Unrestricted Non Preserved		-
Your Insurance Benefits		
No insurance details have been recorded		
Your Beneficiaries		
No beneficiary details have been recorded		

**For Enquiries:**  
mail Llorrac Superannuation Fund, 6 Claire Lane, VIRGINIA SA 5120





**Trustees**

The Trustees of the Fund are as follows:

Joanna Carroll and  
Justin Carroll

**Availability of Other Fund Information**

Additional information regarding your membership is available on request. What your Fund can do is governed by the provisions of its Trust Deed, which is available for inspection. If you require further information or clarification of any aspect of your membership of the Fund, please contact your Fund's Administrator or Trustees.

**Trustees Disclaimer**

This statement has been prepared by the Trustees for the member whose name appears at the top of this statement. While every effort has been made by the Trustees to ensure the accuracy and completeness of this statement, the Trustees do not accept any liability for any errors, omissions or misprints.

Signed on behalf of the Trustees of the Fund

.....  
Joanna Carroll  
Trustee

.....  
Justin Carroll  
Trustee

Statement Date: 30 June 2022

**For Enquiries:**  
mail Llorrac Superannuation Fund, 6 Claire Lane, VIRGINIA SA 5120

**Llorrac Superannuation Fund**  
(ABN: 17 576 533 030)

**Consolidated Member Benefit Totals**

Period	Member Account Details
1 July 2021 - 30 June 2022	Residential Address: 6 Claire Lane VIRGINIA, SA 5120
Member	Number: 2
Mrs Joanna Carroll	Date of Birth: 21 April 1971 Date Joined Fund: 1 July 2011 Eligible Service Date: 1 July 2011
	Tax File Number Held: Yes

*Note: this report provides a consolidated view of the Member's interests in the SMSF  
Refer to the Member Benefit Statements produced for each member account for further details*

**Your Accounts**

<b>Withdrawal Benefit as at 1 Jul 2021</b>	
Accumulation	122,897.63
<b>Total as at 1 Jul 2021</b>	<b>122,897.63</b>

<b>Withdrawal Benefit as at 30 Jun 2022</b>	
Accumulation	120,097.38
<b>Total as at 30 Jun 2022</b>	<b>120,097.38</b>

**Your Tax Components**

Tax Free	10,071.77
Taxable - Taxed	110,025.61
Taxable - Untaxed	-

**Your Preservation Components**

Preserved	120,097.38
Restricted Non Preserved	-
Unrestricted Non Preserved	-

**Your Insurance Benefits**

	Balance	Insurance	Total Benefit
On Death	120,097.38	550,000.00	670,097.38
On TPD	120,097.38	-	120,097.38
Salary Cont		-	

**Your Beneficiaries**

No beneficiary details have been recorded

**For Enquiries:**  
mail Llorrac Superannuation Fund, 6 Claire Lane, VIRGINIA SA 5120

**Llorrac Superannuation Fund**  
(ABN: 17 576 533 030)

**Member Benefit Statement**

Period	Member Account Details
1 July 2021 - 30 June 2022	Residential Address: 6 Claire Lane VIRGINIA, SA 5120
Member Number: 2	Date of Birth: 21 April 1971
<b>Mrs Joanna Carroll</b>	Date Joined Fund: 1 July 2011
Accumulation Account	Eligible Service Date: 1 July 2011
<b>Accumulation</b>	Tax File Number Held: Yes
	Account Start Date: 1 July 2011

Your Account Summary	
<b>Withdrawal Benefit</b> as at 1 Jul 2021	<b>122,897.63</b>
<i>Increases to your account:</i>	
Employer Contributions	9,210.07
Tax Effect Of Direct Member Expenses	143.68
<u>Total Increases</u>	<u>9,353.75</u>
<i>Decreases to your account:</i>	
Contributions Tax	1,381.51
Member Insurance Premiums	957.85
Share Of Net Fund Income	8,803.76
Tax on Net Fund Income	1,010.88
<u>Total Decreases</u>	<u>12,154.00</u>
<b>Withdrawal Benefit</b> as at 30 Jun 2022	<b><u>120,097.38</u></b>

Your Tax Components		
Tax Free	8.3863 %	10,071.77
Taxable - Taxed		110,025.61
Taxable - Untaxed		-

Your Preservation Components	
Preserved	120,097.38
Restricted Non Preserved	-
Unrestricted Non Preserved	-

Your Insurance Benefits			
	Balance	Insurance	Total Benefit
On Death	120,097.38	550,000.00	670,097.38
On TPD	120,097.38	-	120,097.38
Salary Cont		-	

**Your Beneficiaries**  
No beneficiary details have been recorded

For Enquiries:  
mail Llorrac Superannuation Fund, 6 Claire Lane, VIRGINIA SA 5120



**Trustees**

The Trustees of the Fund are as follows:

Joanna Carroll and  
Justin Carroll

**Availability of Other Fund Information**

Additional information regarding your membership is available on request. What your Fund can do is governed by the provisions of its Trust Deed, which is available for inspection. If you require further information or clarification of any aspect of your membership of the Fund, please contact your Fund's Administrator or Trustees.

**Trustees Disclaimer**

This statement has been prepared by the Trustees for the member whose name appears at the top of this statement. While every effort has been made by the Trustees to ensure the accuracy and completeness of this statement, the Trustees do not accept any liability for any errors, omissions or misprints.

Signed on behalf of the Trustees of the Fund

.....  
Joanna Carroll  
Trustee

.....  
Justin Carroll  
Trustee

Statement Date: 30 June 2022

**For Enquiries:**  
mail Llorrac Superannuation Fund, 6 Claire Lane, VIRGINIA SA 5120

**Llorryac Superannuation Fund**  
**Contribution Caps**  
**For the Period From 1 July 2021 to 30 June 2022**

**Mr Justin Carroll**

**Date of Birth:** 09 Nov 1958  
**Age:** 63 (at 30/06/2022)  
**Status:** Member may be eligible for the bring forward rule, certain conditions apply

**Contributions Summary**

**Prior Year Contributions** **Non-Concessional**  
 Contributions for the previous 2 years are not confirmed  
 3-year cap in effect from previous years Unknown  
 Total non-concessional contributions in previous 2 years Unknown

Current Year Contributions	Note	Concessional	Non-Concessional
Caps	1	27,500.00	110,000.00
Cumulative Available Unused Cap	2	18,032.12	0.00
Contributions made (to this fund)	3	12,314.45	0.00
Contributions made (to other funds)		0.00	0.00
Contributions as allocated		12,314.45	0.00
Amount above caps	4	0.00	0.00
Available		33,217.67	110,000.00

**Notes**

- 1 . Non-concessional cap shown does NOT take prior year 'Bring Forward Rule' usage into account
- 2 . Member may be eligible to make catch-up concessional contributions
- 3 . Excludes any unmatched deposits
- 4 . Any excess concessional contributions are treated as non-concessional

**Contributions Breakdown**

<u>Income Type</u>	<u>Contribution Type</u>	<u>Amount</u>
<b>Concessional</b>	Employer	12,314.45
	Personal	0.00
	Family and friends	0.00
	Foreign superannuation fund	0.00
	Transfers from reserve	0.00
	<b>Contributions as allocated</b>	<b>12,314.45</b>
<b>NonConcessional</b>	Personal	0.00
	Spouse	0.00
	Child	0.00
	Transfers from reserve	0.00
	Foreign superannuation fund	0.00
	<b>Contributions as allocated</b>	<b>0.00</b>
<b>Other</b>	CGT small business 15-year exemption	0.00
	CGT small business retirement exemption	0.00
	Government Co-Contributions	0.00
	Directed termination payment (taxed)	0.00
	Directed termination payment (untaxed)	0.00
	Personal injury election	0.00
	Downsizer Contribution	0.00
	COVID-19 Re-Contribution	0.00
	<b>Total Other contributions</b>	<b>0.00</b>

**Transactions**

Date	Contribution Type	Concessional	Non-Concessional	Other	Source
------	-------------------	--------------	------------------	-------	--------

---

**Llorrac Superannuation Fund**  
**Contribution Caps**  
**For the Period From 1 July 2021 to 30 June 2022**

---

**Mr Justin Carroll**

02/07/2021	Employer Mandated	1,003.67	smsfdataflow
03/08/2021	Employer Mandated	864.21	smsfdataflow
03/09/2021	Employer Mandated	1,088.18	smsfdataflow
01/10/2021	Employer Mandated	870.55	smsfdataflow
03/11/2021	Employer Mandated	870.55	smsfdataflow
02/12/2021	Employer Mandated	1,088.18	smsfdataflow
23/12/2021	Employer Mandated	870.55	smsfdataflow
03/02/2022	Employer Mandated	870.55	smsfdataflow
03/03/2022	Employer Mandated	870.55	smsfdataflow
05/04/2022	Employer Mandated	1,088.18	smsfdataflow
03/05/2022	Employer Mandated	870.55	smsfdataflow
08/06/2022	Employer Mandated	1,088.18	smsfdataflow
30/06/2022	Employer Mandated	870.55	smsfdataflow
<b>Totals:</b>		<b>12,314.45</b>	

---

**Llorrac Superannuation Fund**  
**Contribution Caps**  
**For the Period From 1 July 2021 to 30 June 2022**

**Mrs Joanna Carroll**

**Date of Birth:** 21 Apr 1971  
**Age:** 51 (at 30/06/2022)  
**Status:** Member may be eligible for the bring forward rule, certain conditions apply

**Contributions Summary**

<b>Prior Year Contributions</b>		<b>Non-Concessional</b>	
Contributions for the previous 2 years are not confirmed			Unknown
3-year cap in effect from previous years			Unknown
Total non-concessional contributions in previous 2 years			Unknown
<b>Current Year Contributions</b>	<b>Note</b>	<b>Concessional</b>	<b>Non-Concessional</b>
Caps	1	27,500.00	110,000.00
Cumulative Available Unused Cap	2	25,941.38	0.00
Contributions made (to this fund)	3	9,210.07	0.00
Contributions made (to other funds)		0.00	0.00
Contributions as allocated		9,210.07	0.00
Amount above caps	4	0.00	0.00
Available		44,231.31	110,000.00

**Notes**

- 1 . Non-concessional cap shown does NOT take prior year 'Bring Forward Rule' usage into account
- 2 . Member may be eligible to make catch-up concessional contributions
- 3 . Excludes any unmatched deposits
- 4 . Any excess concessional contributions are treated as non-concessional

**Contributions Breakdown**

<u>Income Type</u>	<u>Contribution Type</u>	<u>Amount</u>
<b>Concessional</b>	Employer	9,210.07
	Personal	0.00
	Family and friends	0.00
	Foreign superannuation fund	0.00
	Transfers from reserve	0.00
	<b>Contributions as allocated</b>	<b>9,210.07</b>
<b>NonConcessional</b>	Personal	0.00
	Spouse	0.00
	Child	0.00
	Transfers from reserve	0.00
	Foreign superannuation fund	0.00
	<b>Contributions as allocated</b>	<b>0.00</b>
<b>Other</b>	CGT small business 15-year exemption	0.00
	CGT small business retirement exemption	0.00
	Government Co-Contributions	0.00
	Directed termination payment (taxed)	0.00
	Directed termination payment (untaxed)	0.00
	Personal injury election	0.00
	Downsizer Contribution	0.00
	COVID-19 Re-Contribution	0.00
	<b>Total Other contributions</b>	<b>0.00</b>

**Transactions**

<b>Date</b>	<b>Contribution Type</b>	<b>Concessional</b>	<b>Non-Concessional</b>	<b>Other</b>	<b>Source</b>
02/07/2021	Employer Mandated	750.65			smsfdataflow
03/08/2021	Employer Mandated	646.35			smsfdataflow
03/09/2021	Employer Mandated	813.86			smsfdataflow
01/10/2021	Employer Mandated	651.09			smsfdataflow
03/11/2021	Employer Mandated	651.09			smsfdataflow

---

**Llorrac Superannuation Fund**  
**Contribution Caps**  
**For the Period From 1 July 2021 to 30 June 2022**

---

**Mrs Joanna Carroll**

02/12/2021	Employer Mandated	813.86	smsfdataflow
23/12/2021	Employer Mandated	651.09	smsfdataflow
03/02/2022	Employer Mandated	651.09	smsfdataflow
03/03/2022	Employer Mandated	651.09	smsfdataflow
05/04/2022	Employer Mandated	813.86	smsfdataflow
03/05/2022	Employer Mandated	651.09	smsfdataflow
08/06/2022	Employer Mandated	813.86	smsfdataflow
30/06/2022	Employer Mandated	651.09	smsfdataflow
<b>Totals:</b>		<b>9,210.07</b>	



**Llorrac Superannuation Fund**  
**Investment Movement Summary**  
**For the period 1 July 2021 to 30 June 2022**

Investment	Opening Balance		Acquisitions		Disposals			Closing Balance		
	Qty	Cost	Qty	Cost	Qty	Proceeds	Profit/(Loss)	Qty	Cost	Market Value
<b><i>Bank</i></b>										
Westpac Savings Account		59.96		0.00		0.00	0.00		59.96	59.96
Westpac Working Account		74,288.14		114,934.61		179,504.24	0.00		9,718.51	9,718.51
		74,348.10		114,934.61		179,504.24	0.00		9,778.47	9,778.47
<b><i>Managed Funds Market</i></b>										
CFS FirstChoice W'sale - FirstChoice Wholesale Australian Small Companies	7,923.72	13,096.22	3,687.96	8,323.61	0.00	0.00	0.00	11,611.68	21,419.83	20,147.42
CFS FirstChoice W'sale - FirstChoice Wholesale Multi-Index Balanced	101,864.82	98,691.52	44,969.58	44,578.97	1,165.77	1,320.96	270.82	145,668.63	142,220.35	125,231.32
CFS FirstChoice W'sale - FirstRate Wholesale Saver A	27,076.60	27,076.60	58,960.79	58,960.79	86,037.39	86,037.39	0.00	0.00	0.00	0.00
CFS FirstChoice W'sale - FirstRate Wholesale Term Deposit (3 Month)	24,045.16	24,045.16	0.61	0.61	24,045.77	24,045.77	0.00	0.00	0.00	0.00
CFS FirstChoice W'sale - FirstRate WS Term Deposit 2 Yr	23,082.59	23,082.59	3.04	3.04	23,085.63	23,085.63	0.00	0.00	0.00	0.00
CFS FirstChoice W'sale - Platinum Wholesale Asia	11,444.98	12,857.92	3,446.05	5,229.07	0.00	0.00	0.00	14,891.04	18,086.99	19,254.11
CFS FirstChoice W'sale - Platinum Wholesale International	35,187.45	52,820.78	18,194.75	28,767.37	0.00	0.00	0.00	53,382.20	81,588.15	73,421.88
First Sentier Wholesale Strategic Cash Fund	0.00	0.00	84,782.13	85,653.77	9,459.80	9,459.80	(97.47)	75,322.33	76,096.50	75,872.18
		251,670.79		231,517.23		143,949.55	173.35		339,411.82	313,926.91
<b>Fund Total</b>		<b>326,018.89</b>		<b>346,451.84</b>		<b>323,453.79</b>	<b>173.35</b>		<b>349,190.29</b>	<b>323,705.38</b>



## Westpac DIY Super Savings Account

Statement Period  
30 June 2021 - 30 September 2021

Account Name  
MRS JOANNA MAREE CARROLL & MR  
JUSTIN GREGORY CARROLL ATF  
LLORAC SUPERANNUATION FUND

Customer ID  
8364 5416 CARROLL, JOANNA MAREE  
9255 8024 CARROLL, JUSTIN  
GREGORY

BSB Account Number  
035-225 170 836

Opening Balance	+ \$59.96
Total Credits	+ \$0.00
Total Debits	- \$0.00
Closing Balance	+ \$59.96

### INTEREST RATES (PER ANNUM) ON CREDIT BALANCES

Effective Date	\$0 to \$9999	Over \$9999 to \$49999	Over \$49999 to \$99999	Over \$99999 to \$499999
17 Mar 2020	0.01 %	0.05 %	0.05 %	0.05 %

Effective Date	Over \$499999
17 Mar 2020	0.05 %

### TRANSACTIONS

Please check all entries on this statement and promptly inform Westpac of any possible error or unauthorised transaction

DATE	TRANSACTION DESCRIPTION	DEBIT	CREDIT	BALANCE
30/06/21	STATEMENT OPENING BALANCE			59.96
30/09/21	CLOSING BALANCE			59.96

### CONVENIENCE AT YOUR FINGERTIPS

Use Online, Mobile or Tablet Banking to pay bills, transfer funds, check your account balances and much more



## MORE INFORMATION

Further information in relation to your account, including details of product benefits and applicable fees and charges, is available on request. That information is also contained in the Product Disclosure Statement (PDS) or other disclosure document for your account. For a copy of that document, or if you have any other enquiries, you can call Telephone Banking on 132 032 from Australia or +61 2 9293 9270 from overseas.

The above Closing Balance amount may not be the same as the balance payable to you on closure of your account (the 'termination value'). Details of the termination value can be obtained by calling Telephone Banking on the numbers quoted above. Further information on how to close accounts, including calculation of the termination value, is contained in the Product Disclosure Statement (PDS) booklet or other disclosure document for your account.

We have an internal process for handling and resolving any problem you may have with, or complaints relating to, your account or this product. Information about this process can be found in the Product Disclosure Statement (PDS) or other disclosure document for your account, or you can contact us on 1300 130 467.

Remember, if you have a card, always keep your passcode (PIN) secret - don't tell anyone or let them see it. Never write your passcode on your card or on anything that could be lost or stolen. If you do need to record a reminder, you must make every effort to disguise it. You may be liable for losses if you don't protect your passcode. To help you learn how you can protect your card against unauthorised transactions, you can find more information at [westpac.com.au/dispute](http://westpac.com.au/dispute). If you are a business customer, please go to [westpac.com.au/businessdispute](http://westpac.com.au/businessdispute)

### **Information for customers that have a Westpac Transaction account for personal use, and have a Commonwealth Concession or Health Care card (Concession card).**

The Westpac Choice Concession account is a transaction account designed for Concession card holders and offers no monthly service fees, no outward dishonour fees, no account overdrawn fees and there are no informal overdrafts (except where it is impossible or reasonably impractical for us to prevent your account from being overdrawn).

To be eligible for this account, you must have your government payments paid into the account. There is a limit of one Westpac Choice Concession account per customer, this includes joint account holders. All account holders must be eligible.

If you would like more information or would like to apply for the Westpac Choice Concession account please visit [www.westpac.com.au/personal-banking/bank-accounts/transaction/choice/basic/](http://www.westpac.com.au/personal-banking/bank-accounts/transaction/choice/basic/), call 132 032 or visit your local branch.

Before making a decision about any of our products, please read all the terms and conditions available at [westpac.com.au](http://westpac.com.au) and consider whether the product is right for you. Please consider that the features of the Concession account may differ to the features and benefits of your existing account. To view our full range of transaction accounts visit [www.westpac.com.au/personal-banking/bank-accounts/transaction/](http://www.westpac.com.au/personal-banking/bank-accounts/transaction/)

### **Complaints**

If you have a complaint, contact our dedicated Customer Solutions team on 132 032 or write to us at Westpac Customer Solutions, Reply Paid 5265, Sydney NSW 2001. If an issue has not been resolved to your satisfaction, you can lodge a complaint with the Australian Financial Complaints Authority (AFCA). AFCA provides fair and independent financial services complaint resolution that is free to consumers.

Online: [www.afca.org.au](http://www.afca.org.au)

Email: [info@afca.org.au](mailto:info@afca.org.au)

Phone 1800 931 678

Mail: Australian Financial Complaints Authority GPO Box 3 Melbourne VIC 3001



**Westpac Live**



Find out about Online Banking  
at [westpac.com.au/westpaclive](http://westpac.com.au/westpaclive)

**Telephone Banking**



Call us on 132 032  
+61 2 9293 9270 if overseas

**Local Branch**



Find branches and ATMs at  
[westpac.com.au/locateus](http://westpac.com.au/locateus)

**THANK YOU FOR BANKING WITH WESTPAC**



Statement Period  
30 September 2021 - 31 December 2021

## Westpac DIY Super Savings Account

Account Name  
MRS JOANNA MAREE CARROLL & MR  
JUSTIN GREGORY CARROLL ATF  
LLORAC SUPERANNUATION FUND

Customer ID  
8364 5416 CARROLL, JOANNA MAREE  
9255 8024 CARROLL, JUSTIN  
GREGORY

BSB Account Number  
035-225 170 836

Opening Balance	+ \$59.96
Total Credits	+ \$0.00
Total Debits	- \$0.00
Closing Balance	+ \$59.96

### INTEREST RATES (PER ANNUM) ON CREDIT BALANCES

Effective Date	\$0 to \$9999	Over \$9999 to \$49999	Over \$49999 to \$99999	Over \$99999 to \$499999
17 Mar 2020	0.01 %	0.05 %	0.05 %	0.05 %

Effective Date	Over \$499999
17 Mar 2020	0.05 %

### TRANSACTIONS

Please check all entries on this statement and promptly inform Westpac of any possible error or unauthorised transaction

DATE	TRANSACTION DESCRIPTION	DEBIT	CREDIT	BALANCE
30/09/21	STATEMENT OPENING BALANCE			59.96
31/12/21	CLOSING BALANCE			59.96

### CONVENIENCE AT YOUR FINGERTIPS

Use Online, Mobile or Tablet Banking to pay bills, transfer funds, check your account balances and much more



## MORE INFORMATION

Further information in relation to your account, including details of product benefits and applicable fees and charges, is available on request. That information is also contained in the Product Disclosure Statement (PDS) or other disclosure document for your account. For a copy of that document, or if you have any other enquiries, you can call Telephone Banking on 132 032 from Australia or +61 2 9155 7700 from overseas.

The above Closing Balance amount may not be the same as the balance payable to you on closure of your account (the 'termination value'). Details of the termination value can be obtained by calling Telephone Banking on the numbers quoted above. Further information on how to close accounts, including calculation of the termination value, is contained in the Product Disclosure Statement (PDS) booklet or other disclosure document for your account.

We have an internal process for handling and resolving any problem you may have with, or complaints relating to, your account or this product. Information about this process can be found in the Product Disclosure Statement (PDS) or other disclosure document for your account, or you can contact us on 1300 130 467.

Remember, if you have a card, always keep your passcode (PIN) secret - don't tell anyone or let them see it. Never write your passcode on your card or on anything that could be lost or stolen. If you do need to record a reminder, you must make every effort to disguise it. You may be liable for losses if you don't protect your passcode. To help you learn how you can protect your card against unauthorised transactions, you can find more information at [westpac.com.au/dispute](http://westpac.com.au/dispute). If you are a business customer, please go to [westpac.com.au/businessdispute](http://westpac.com.au/businessdispute)

### **Information for customers that have a Westpac Transaction account for personal use, and have a Commonwealth Concession or Health Care card (Concession card).**

The Westpac Choice Concession account is a transaction account designed for Concession card holders and offers no monthly service fees, no outward dishonour fees, no account overdrawn fees and there are no informal overdrafts (except where it is impossible or reasonably impractical for us to prevent your account from being overdrawn).

To be eligible for this account, you must have your government payments paid into the account. There is a limit of one Westpac Choice Concession account per customer, this includes joint account holders. All account holders must be eligible.

If you would like more information or would like to apply for the Westpac Choice Concession account please visit [www.westpac.com.au/personal-banking/bank-accounts/transaction/choice/basic/](http://www.westpac.com.au/personal-banking/bank-accounts/transaction/choice/basic/), call 132 032 or visit your local branch.

Before making a decision about any of our products, please read all the terms and conditions available at [westpac.com.au](http://westpac.com.au) and consider whether the product is right for you. Please consider that the features of the Concession account may differ to the features and benefits of your existing account. To view our full range of transaction accounts visit [www.westpac.com.au/personal-banking/bank-accounts/transaction/](http://www.westpac.com.au/personal-banking/bank-accounts/transaction/)

### **Complaints**

If you have a complaint, contact our dedicated Customer Solutions team on 132 032 or write to us at Westpac Customer Solutions, Reply Paid 5265, Sydney NSW 2001. If an issue has not been resolved to your satisfaction, you can lodge a complaint with the Australian Financial Complaints Authority (AFCA). AFCA provides fair and independent financial services complaint resolution that is free to consumers.

Online: [www.afca.org.au](http://www.afca.org.au)

Email: [info@afca.org.au](mailto:info@afca.org.au)

Phone 1800 931 678

Mail: Australian Financial Complaints Authority GPO Box 3 Melbourne VIC 3001



**Westpac Live**



Find out about Online Banking  
at [westpac.com.au/westpaclive](http://westpac.com.au/westpaclive)

**Telephone Banking**



Call us on 132 032  
+61 2 9155 7700 if overseas

**Local Branch**



Find branches and ATMs at  
[westpac.com.au/locateus](http://westpac.com.au/locateus)

**THANK YOU FOR BANKING WITH WESTPAC**



Statement Period  
31 December 2021 - 31 March 2022

## Westpac DIY Super Savings Account

Account Name  
MRS JOANNA MAREE CARROLL & MR  
JUSTIN GREGORY CARROLL ATF  
LLORAC SUPERANNUATION FUND

Customer ID  
8364 5416 CARROLL, JOANNA MAREE  
9255 8024 CARROLL, JUSTIN  
GREGORY

BSB Account Number  
035-225 170 836

Opening Balance	+ \$59.96
Total Credits	+ \$0.00
Total Debits	- \$0.00
Closing Balance	+ \$59.96

### INTEREST RATES (PER ANNUM) ON CREDIT BALANCES

Effective Date	\$0 to \$9999	Over \$9999 to \$49999	Over \$49999 to \$99999	Over \$99999 to \$499999
17 Mar 2020	0.01 %	0.05 %	0.05 %	0.05 %

Effective Date	Over \$499999
17 Mar 2020	0.05 %

### TRANSACTIONS

Please check all entries on this statement and promptly inform Westpac of any possible error or unauthorised transaction

DATE	TRANSACTION DESCRIPTION	DEBIT	CREDIT	BALANCE
31/12/21	STATEMENT OPENING BALANCE			59.96
31/03/22	CLOSING BALANCE			59.96

### CONVENIENCE AT YOUR FINGERTIPS

Use Online, Mobile or Tablet Banking to pay bills, transfer funds, check your account balances and much more





## MORE INFORMATION

Further information in relation to your account, including details of product benefits and applicable fees and charges, is available on request. That information is also contained in the Product Disclosure Statement (PDS) or other disclosure document for your account. For a copy of that document, or if you have any other enquiries, you can call Telephone Banking on 132 032 from Australia or +61 2 9155 7700 from overseas.

The above Closing Balance amount may not be the same as the balance payable to you on closure of your account (the 'termination value'). Details of the termination value can be obtained by calling Telephone Banking on the numbers quoted above. Further information on how to close accounts, including calculation of the termination value, is contained in the Product Disclosure Statement (PDS) booklet or other disclosure document for your account.

We have an internal process for handling and resolving any problem you may have with, or complaints relating to, your account or this product. Information about this process can be found in the Product Disclosure Statement (PDS) or other disclosure document for your account, or you can contact us on 1300 130 467.

Remember, if you have a card, always keep your passcode (PIN) secret - don't tell anyone or let them see it. Never write your passcode on your card or on anything that could be lost or stolen. If you do need to record a reminder, you must make every effort to disguise it. You may be liable for losses if you don't protect your passcode. To help you learn how you can protect your card against unauthorised transactions, you can find more information at [westpac.com.au/dispute](http://westpac.com.au/dispute). If you are a business customer, please go to [westpac.com.au/businessdispute](http://westpac.com.au/businessdispute)

### **Information for customers that have a Westpac Transaction account for personal use, and have a Commonwealth Concession or Health Care card (Concession card).**

The Westpac Choice Concession account is a transaction account designed for Concession card holders and offers no monthly service fees, no outward dishonour fees, no account overdrawn fees and there are no informal overdrafts (except where it is impossible or reasonably impractical for us to prevent your account from being overdrawn).

To be eligible for this account, you must have your government payments paid into the account. There is a limit of one Westpac Choice Concession account per customer, this includes joint account holders. All account holders must be eligible.

If you would like more information or would like to apply for the Westpac Choice Concession account please visit [www.westpac.com.au/personal-banking/bank-accounts/transaction/choice/basic/](http://www.westpac.com.au/personal-banking/bank-accounts/transaction/choice/basic/), call 132 032 or visit your local branch.

Before making a decision about any of our products, please read all the terms and conditions available at [westpac.com.au](http://westpac.com.au) and consider whether the product is right for you. Please consider that the features of the Concession account may differ to the features and benefits of your existing account. To view our full range of transaction accounts visit [www.westpac.com.au/personal-banking/bank-accounts/transaction/](http://www.westpac.com.au/personal-banking/bank-accounts/transaction/)

### **Complaints**

If you have a complaint, contact our dedicated Customer Solutions team on 132 032 or write to us at Westpac Customer Solutions, Reply Paid 5265, Sydney NSW 2001. If an issue has not been resolved to your satisfaction, you can lodge a complaint with the Australian Financial Complaints Authority (AFCA). AFCA provides fair and independent financial services complaint resolution that is free to consumers.

Online: [www.afca.org.au](http://www.afca.org.au)

Email: [info@afca.org.au](mailto:info@afca.org.au)

Phone 1800 931 678

Mail: Australian Financial Complaints Authority GPO Box 3 Melbourne VIC 3001



**Westpac Live**



Find out about Online Banking  
at [westpac.com.au/westpaclive](http://westpac.com.au/westpaclive)

**Telephone Banking**



Call us on 132 032  
+61 2 9155 7700 if overseas

**Local Branch**



Find branches and ATMs at  
[westpac.com.au/locateus](http://westpac.com.au/locateus)

**THANK YOU FOR BANKING WITH WESTPAC**



## Westpac DIY Super Savings Account

Statement Period  
31 March 2022 - 30 June 2022

Account Name  
MRS JOANNA MAREE CARROLL & MR  
JUSTIN GREGORY CARROLL ATF  
LLORAC SUPERANNUATION FUND

Customer ID  
8364 5416 CARROLL, JOANNA MAREE  
9255 8024 CARROLL, JUSTIN  
GREGORY

BSB Account Number  
035-225 170 836

Opening Balance	+ \$59.96
Total Credits	+ \$0.00
Total Debits	- \$0.00
Closing Balance	+ \$59.96

### INTEREST RATES (PER ANNUM) ON CREDIT BALANCES

Effective Date	\$0 to \$9999	Over \$9999 to \$49999	Over \$49999 to \$99999	Over \$99999 to \$499999
17 Mar 2020	0.01 %	0.05 %	0.05 %	0.05 %
17 May 2022	0.10 %	0.10 %	0.10 %	0.10 %

Effective Date	Over \$499999
17 Mar 2020	0.05 %
17 May 2022	0.10 %

### TRANSACTIONS

Please check all entries on this statement and promptly inform Westpac of any possible error or unauthorised transaction

DATE	TRANSACTION DESCRIPTION	DEBIT	CREDIT	BALANCE
31/03/22	STATEMENT OPENING BALANCE			59.96
30/06/22	CLOSING BALANCE			59.96

### CONVENIENCE AT YOUR FINGERTIPS

Use Online, Mobile or Tablet Banking to pay bills, transfer funds, check your account balances and much more



## MORE INFORMATION

Further information in relation to your account, including details of product benefits and applicable fees and charges, is available on request. That information is also contained in the Product Disclosure Statement (PDS) or other disclosure document for your account. For a copy of that document, or if you have any other enquiries, you can call Telephone Banking on 132 032 from Australia or +61 2 9155 7700 from overseas.

The above Closing Balance amount may not be the same as the balance payable to you on closure of your account (the 'termination value'). Details of the termination value can be obtained by calling Telephone Banking on the numbers quoted above. Further information on how to close accounts, including calculation of the termination value, is contained in the Product Disclosure Statement (PDS) booklet or other disclosure document for your account.

We have an internal process for handling and resolving any problem you may have with, or complaints relating to, your account or this product. Information about this process can be found in the Product Disclosure Statement (PDS) or other disclosure document for your account, or you can contact us on 1300 130 467.

Remember, if you have a card, always keep your passcode (PIN) secret - don't tell anyone or let them see it. Never write your passcode on your card or on anything that could be lost or stolen. If you do need to record a reminder, you must make every effort to disguise it. You may be liable for losses if you don't protect your passcode. To help you learn how you can protect your card against unauthorised transactions, you can find more information at [westpac.com.au/dispute](http://westpac.com.au/dispute). If you are a business customer, please go to [westpac.com.au/businessdispute](http://westpac.com.au/businessdispute)

### **Information for customers that have a Westpac Transaction account for personal use, and have a Commonwealth Concession or Health Care card (Concession card).**

The Westpac Choice Concession account is a transaction account designed for Concession card holders and offers no monthly service fees, no outward dishonour fees, no account overdrawn fees and there are no informal overdrafts (except where it is impossible or reasonably impractical for us to prevent your account from being overdrawn).

To be eligible for this account, you must have your government payments paid into the account. There is a limit of one Westpac Choice Concession account per customer, this includes joint account holders. All account holders must be eligible.

If you would like more information or would like to apply for the Westpac Choice Concession account please visit [www.westpac.com.au/personal-banking/bank-accounts/transaction/choice/basic/](http://www.westpac.com.au/personal-banking/bank-accounts/transaction/choice/basic/), call 132 032 or visit your local branch.

Before making a decision about any of our products, please read all the terms and conditions available at [westpac.com.au](http://westpac.com.au) and consider whether the product is right for you. Please consider that the features of the Concession account may differ to the features and benefits of your existing account. To view our full range of transaction accounts visit [www.westpac.com.au/personal-banking/bank-accounts/transaction/](http://www.westpac.com.au/personal-banking/bank-accounts/transaction/)

If any loan you hold with us is secured by a real property mortgage; the mortgage terms require the property to be insured. Please review the replacement value of the property and check with your insurer to ensure you have adequate cover. For general information on property insurance, visit the Australian Securities and Investments Commission's MoneySmart website: [www.moneysmart.gov.au](http://www.moneysmart.gov.au).

### **Complaints**

If you have a complaint, contact our dedicated Customer Solutions team on 132 032 or write to us at Westpac Customer Solutions, Reply Paid 5265, Sydney NSW 2001. If an issue has not been resolved to your satisfaction, you can lodge a complaint with the Australian Financial Complaints Authority (AFCA). AFCA provides fair and independent financial services complaint resolution that is free to consumers.

Online: [www.afca.org.au](http://www.afca.org.au)

Email: [info@afca.org.au](mailto:info@afca.org.au)

Phone 1800 931 678

Mail: Australian Financial Complaints Authority GPO Box 3 Melbourne VIC 3001



**Westpac Live**



Find out about Online Banking  
at [westpac.com.au/westpaclive](http://westpac.com.au/westpaclive)

**Telephone Banking**



Call us on 132 032  
+61 2 9155 7700 if overseas

**Local Branch**



Find branches and ATMs at  
[westpac.com.au/locateus](http://westpac.com.au/locateus)

**THANK YOU FOR BANKING WITH WESTPAC**


**Westpac DIY Super Working Account**

 Statement Period  
 30 June 2021 - 30 September 2021

 Account Name  
 MRS JOANNA MAREE CARROLL & MR  
 JUSTIN GREGORY CARROLL ATF  
 LLORAC SUPERANNUATION FUND

 Customer ID  
 8364 5416 CARROLL, JOANNA MAREE  
 9255 8024 CARROLL, JUSTIN  
 GREGORY

 BSB Account Number  
 035-225 170 828

Opening Balance	+ \$74,288.14
Total Credits	+ \$90,965.95
Total Debits	- \$160,459.63
Closing Balance	+ \$4,794.46

**INTEREST RATES (PER ANNUM) ON CREDIT BALANCES**

Effective Date	\$0 to \$9999	Over \$9999 to \$49999	Over \$49999 to \$99999	Over \$99999 to \$499999
17 Mar 2020	0.01 %	0.01 %	0.01 %	0.01 %

Effective Date	Over \$499999
17 Mar 2020	0.02 %

**TRANSACTIONS**

Please check all entries on this statement and promptly inform Westpac of any possible error or unauthorised transaction

DATE	TRANSACTION DESCRIPTION	DEBIT	CREDIT	BALANCE
<b>30/06/21</b>	<b>STATEMENT OPENING BALANCE</b>			<b>74,288.14</b>
02/07/21	Deposit Quicksuper Quickspr2997607544		1,754.32	76,042.46
02/07/21	Payment By Authority To Col First State Ap001091021585201	70,000.00		6,042.46
23/07/21	Deposit Online 2924212 Tfr Westpac Cho reimb Bartley inv		330.00	6,372.46
23/07/21	Withdrawal-Osko Payment 1903011 Bartley Partners Pty Ltd Bartleys inv 7260	330.00		6,042.46
30/07/21	Interest Paid		0.08	6,042.54
03/08/21	Deposit Quicksuper Quickspr3017931216		1,510.56	7,553.10
25/08/21	Withdrawal-Osko Payment 1136584 Smsf Australia Pty Ltd Smsf Inv-0973 for Return	1,430.00		6,123.10



## TRANSACTIONS

Please check all entries on this statement and promptly inform Westpac of any possible error or unauthorised transaction

DATE	TRANSACTION DESCRIPTION	DEBIT	CREDIT	BALANCE
25/08/21	Withdrawal Online 7167000 Bpay Tax Office 001175765330309260	3,231.00		2,892.10
27/08/21	Deposit Dividend Col First State Rd001091021585201		85,468.63	88,360.73
31/08/21	Interest Paid		0.15	88,360.88
03/09/21	Deposit Quicksuper Quickspr3038611850		1,902.04	90,262.92
06/09/21	Payment By Authority To Col First State Ap001091021585201	85,468.63		4,794.29
30/09/21	Interest Paid		0.17	4,794.46
<b>30/09/21</b>	<b>CLOSING BALANCE</b>			<b>4,794.46</b>

## Westpac Deposits And Mortgages

We've removed some fees. We've also updated some fee names. Details at [westpac.com.au/simplerfe](http://westpac.com.au/simplerfe)

## ANNUAL INFORMATION FOR THE PERIOD 1 JULY 2020 TO 30 JUNE 2021

**For account: 5225/170828**

Total interest credited

\$1.92

These details are provided for your records and taxation purposes

## MORE INFORMATION

Further information in relation to your account, including details of product benefits and applicable fees and charges, is available on request. That information is also contained in the Product Disclosure Statement (PDS) or other disclosure document for your account. For a copy of that document, or if you have any other enquiries, you can call Telephone Banking on 132 032 from Australia or +61 2 9293 9270 from overseas.

The above Closing Balance amount may not be the same as the balance payable to you on closure of your account (the 'termination value'). Details of the termination value can be obtained by calling Telephone Banking on the numbers quoted above. Further information on how to close accounts, including calculation of the termination value, is contained in the Product Disclosure Statement (PDS) booklet or other disclosure document for your account.

We have an internal process for handling and resolving any problem you may have with, or complaints relating to, your account or this product. Information about this process can be found in the Product Disclosure Statement (PDS) or other disclosure document for your account, or you can contact us on 1300 130 467.

Remember, if you have a card, always keep your passcode (PIN) secret - don't tell anyone or let them see it. Never write your passcode on your card or on anything that could be lost or stolen. If you do need to record a reminder, you must make every effort to disguise it. You may be liable for losses if you don't protect your passcode. To help you learn how you can protect your card against unauthorised transactions, you can find more information at [westpac.com.au/dispute](http://westpac.com.au/dispute). If you are a business customer, please go to [westpac.com.au/businessdispute](http://westpac.com.au/businessdispute)



**Information for customers that have a Westpac Transaction account for personal use, and have a Commonwealth Concession or Health Care card (Concession card).**

The Westpac Choice Concession account is a transaction account designed for Concession card holders and offers no monthly service fees, no outward dishonour fees, no account overdrawn fees and there are no informal overdrafts (except where it is impossible or reasonably impractical for us to prevent your account from being overdrawn).

To be eligible for this account, you must have your government payments paid into the account. There is a limit of one Westpac Choice Concession account per customer, this includes joint account holders. All account holders must be eligible.

If you would like more information or would like to apply for the Westpac Choice Concession account please visit [www.westpac.com.au/personal-banking/bank-accounts/transaction/choice/basic/](http://www.westpac.com.au/personal-banking/bank-accounts/transaction/choice/basic/), call 132 032 or visit your local branch.

Before making a decision about any of our products, please read all the terms and conditions available at [westpac.com.au](http://westpac.com.au) and consider whether the product is right for you. Please consider that the features of the Concession account may differ to the features and benefits of your existing account. To view our full range of transaction accounts visit [www.westpac.com.au/personal-banking/bank-accounts/transaction/](http://www.westpac.com.au/personal-banking/bank-accounts/transaction/)

**Complaints**

If you have a complaint, contact our dedicated Customer Solutions team on 132 032 or write to us at Westpac Customer Solutions, Reply Paid 5265, Sydney NSW 2001. If an issue has not been resolved to your satisfaction, you can lodge a complaint with the Australian Financial Complaints Authority (AFCA). AFCA provides fair and independent financial services complaint resolution that is free to consumers.

Online: [www.afca.org.au](http://www.afca.org.au)

Email: [info@afca.org.au](mailto:info@afca.org.au)

Phone 1800 931 678

Mail: Australian Financial Complaints Authority GPO Box 3 Melbourne VIC 3001

**Westpac Live**



**Find out about Online Banking  
at [westpac.com.au/westpaclive](http://westpac.com.au/westpaclive)**

**Telephone Banking**



**Call us on 132 032  
+61 2 9293 9270 if overseas**

**Local Branch**



**Find branches and ATMs at  
[westpac.com.au/locateus](http://westpac.com.au/locateus)**

**THANK YOU FOR BANKING WITH WESTPAC**





Statement Period  
30 September 2021 - 31 December 2021

## Westpac DIY Super Working Account

Account Name  
MRS JOANNA MAREE CARROLL & MR  
JUSTIN GREGORY CARROLL ATF  
LLORAC SUPERANNUATION FUND

Customer ID  
8364 5416 CARROLL, JOANNA MAREE  
9255 8024 CARROLL, JUSTIN  
GREGORY

BSB Account Number  
035-225 170 828

Opening Balance	+ \$4,794.46
Total Credits	+ \$6,667.08
Total Debits	- \$9,869.76
Closing Balance	+ \$1,591.78

## INTEREST RATES (PER ANNUM) ON CREDIT BALANCES

Effective Date	\$0 to \$9999	Over \$9999 to \$49999	Over \$49999 to \$99999	Over \$99999 to \$499999
17 Mar 2020	0.01 %	0.01 %	0.01 %	0.01 %

Effective Date	Over \$499999
17 Mar 2020	0.02 %

## TRANSACTIONS

Please check all entries on this statement and promptly inform Westpac of any possible error or unauthorised transaction

DATE	TRANSACTION DESCRIPTION	DEBIT	CREDIT	BALANCE
<b>30/09/21</b>	<b>STATEMENT OPENING BALANCE</b>			<b>4,794.46</b>
01/10/21	Deposit Quicksuper Quickspr3056327466		1,521.64	6,316.10
29/10/21	Interest Paid		0.04	6,316.14
03/11/21	Deposit Quicksuper Quickspr3077346320		1,521.64	7,837.78
30/11/21	Interest Paid		0.06	7,837.84
02/12/21	Deposit Quicksuper Quickspr3097245817		1,902.04	9,739.88
09/12/21	Withdrawal Online 3954164 Bpay Tax Office Ato2021 return	9,061.76		678.12
16/12/21	Deposit Online 2250713 Tfr Westpac Cho		200.00	878.12
16/12/21	Withdrawal Online 0570944 Bpay Tax Office Ato installment	808.00		70.12
23/12/21	Deposit Quicksuper Quickspr3111318976		1,521.64	1,591.76



## TRANSACTIONS

Please check all entries on this statement and promptly inform Westpac of any possible error or unauthorised transaction

DATE	TRANSACTION DESCRIPTION	DEBIT	CREDIT	BALANCE
31/12/21	Interest Paid		0.02	1,591.78
<b>31/12/21</b>	<b>CLOSING BALANCE</b>			<b>1,591.78</b>

## CONVENIENCE AT YOUR FINGERTIPS

Use Online, Mobile or Tablet Banking to pay bills, transfer funds, check your account balances and much more

## MORE INFORMATION

Further information in relation to your account, including details of product benefits and applicable fees and charges, is available on request. That information is also contained in the Product Disclosure Statement (PDS) or other disclosure document for your account. For a copy of that document, or if you have any other enquiries, you can call Telephone Banking on 132 032 from Australia or +61 2 9155 7700 from overseas.

The above Closing Balance amount may not be the same as the balance payable to you on closure of your account (the 'termination value'). Details of the termination value can be obtained by calling Telephone Banking on the numbers quoted above. Further information on how to close accounts, including calculation of the termination value, is contained in the Product Disclosure Statement (PDS) booklet or other disclosure document for your account.

We have an internal process for handling and resolving any problem you may have with, or complaints relating to, your account or this product. Information about this process can be found in the Product Disclosure Statement (PDS) or other disclosure document for your account, or you can contact us on 1300 130 467.

Remember, if you have a card, always keep your passcode (PIN) secret - don't tell anyone or let them see it. Never write your passcode on your card or on anything that could be lost or stolen. If you do need to record a reminder, you must make every effort to disguise it. You may be liable for losses if you don't protect your passcode. To help you learn how you can protect your card against unauthorised transactions, you can find more information at [westpac.com.au/dispute](http://westpac.com.au/dispute). If you are a business customer, please go to [westpac.com.au/businessdispute](http://westpac.com.au/businessdispute)

### **Information for customers that have a Westpac Transaction account for personal use, and have a Commonwealth Concession or Health Care card (Concession card).**

The Westpac Choice Concession account is a transaction account designed for Concession card holders and offers no monthly service fees, no outward dishonour fees, no account overdrawn fees and there are no informal overdrafts (except where it is impossible or reasonably impractical for us to prevent your account from being overdrawn).

To be eligible for this account, you must have your government payments paid into the account. There is a limit of one Westpac Choice Concession account per customer, this includes joint account holders. All account holders must be eligible.

If you would like more information or would like to apply for the Westpac Choice Concession account please visit [www.westpac.com.au/personal-banking/bank-accounts/transaction/choice/basic/](http://www.westpac.com.au/personal-banking/bank-accounts/transaction/choice/basic/), call 132 032 or visit your local branch.

Before making a decision about any of our products, please read all the terms and conditions available at [westpac.com.au](http://westpac.com.au) and consider whether the product is right for you. Please consider that the features of the Concession account may differ to the features and benefits of your existing account. To view our full range of transaction accounts visit [www.westpac.com.au/personal-banking/bank-accounts/transaction/](http://www.westpac.com.au/personal-banking/bank-accounts/transaction/)



**Complaints**

If you have a complaint, contact our dedicated Customer Solutions team on 132 032 or write to us at Westpac Customer Solutions, Reply Paid 5265, Sydney NSW 2001. If an issue has not been resolved to your satisfaction, you can lodge a complaint with the Australian Financial Complaints Authority (AFCA). AFCA provides fair and independent financial services complaint resolution that is free to consumers.

Online: [www.afca.org.au](http://www.afca.org.au)

Email: [info@afca.org.au](mailto:info@afca.org.au)

Phone 1800 931 678

Mail: Australian Financial Complaints Authority GPO Box 3 Melbourne VIC 3001

**Westpac Live**



**Find out about Online Banking  
at [westpac.com.au/westpaclive](http://westpac.com.au/westpaclive)**

**Telephone Banking**



**Call us on 132 032  
+61 2 9155 7700 if overseas**

**Local Branch**



**Find branches and ATMs at  
[westpac.com.au/locateus](http://westpac.com.au/locateus)**

**THANK YOU FOR BANKING WITH WESTPAC**



Statement Period  
31 December 2021 - 31 March 2022

## Westpac DIY Super Working Account

Account Name  
MRS JOANNA MAREE CARROLL & MR  
JUSTIN GREGORY CARROLL ATF  
LLORAC SUPERANNUATION FUND

Customer ID  
8364 5416 CARROLL, JOANNA MAREE  
9255 8024 CARROLL, JUSTIN  
GREGORY

BSB Account Number  
035-225 170 828

Opening Balance	+ \$1,591.78
Total Credits	+ \$10,452.31
Total Debits	- \$1,765.85
Closing Balance	+ \$10,278.24

## INTEREST RATES (PER ANNUM) ON CREDIT BALANCES

Effective Date	\$0 to \$9999	Over \$9999 to \$49999	Over \$49999 to \$99999	Over \$99999 to \$499999
17 Mar 2020	0.01 %	0.01 %	0.01 %	0.01 %

Effective Date	Over \$499999
17 Mar 2020	0.02 %

## TRANSACTIONS

Please check all entries on this statement and promptly inform Westpac of any possible error or unauthorised transaction

DATE	TRANSACTION DESCRIPTION	DEBIT	CREDIT	BALANCE
<b>31/12/21</b>	<b>STATEMENT OPENING BALANCE</b>			<b>1,591.78</b>
05/01/22	Withdrawal Online 6443407 Bpay Tax Office Ato installment	808.00		783.78
03/02/22	Deposit Quicksuper Quickspr3137007478		1,521.64	2,305.42
16/02/22	Withdrawal Online 4909946 Bpay Aia Austra Aia (life insur)	957.85		1,347.57
28/02/22	Interest Paid		0.01	1,347.58
03/03/22	Deposit Quicksuper Quickspr3156932490		1,521.64	2,869.22
31/03/22	Interest Paid		0.02	2,869.24
31/03/22	Deposit Dividend Col First State Rd001091021585201		7,409.00	10,278.24
<b>31/03/22</b>	<b>CLOSING BALANCE</b>			<b>10,278.24</b>



## CONVENIENCE AT YOUR FINGERTIPS

Use Online, Mobile or Tablet Banking to pay bills, transfer funds, check your account balances and much more

## MORE INFORMATION

Further information in relation to your account, including details of product benefits and applicable fees and charges, is available on request. That information is also contained in the Product Disclosure Statement (PDS) or other disclosure document for your account. For a copy of that document, or if you have any other enquiries, you can call Telephone Banking on 132 032 from Australia or +61 2 9155 7700 from overseas.

The above Closing Balance amount may not be the same as the balance payable to you on closure of your account (the 'termination value'). Details of the termination value can be obtained by calling Telephone Banking on the numbers quoted above. Further information on how to close accounts, including calculation of the termination value, is contained in the Product Disclosure Statement (PDS) booklet or other disclosure document for your account.

We have an internal process for handling and resolving any problem you may have with, or complaints relating to, your account or this product. Information about this process can be found in the Product Disclosure Statement (PDS) or other disclosure document for your account, or you can contact us on 1300 130 467.

Remember, if you have a card, always keep your passcode (PIN) secret - don't tell anyone or let them see it. Never write your passcode on your card or on anything that could be lost or stolen. If you do need to record a reminder, you must make every effort to disguise it. You may be liable for losses if you don't protect your passcode. To help you learn how you can protect your card against unauthorised transactions, you can find more information at [westpac.com.au/dispute](http://westpac.com.au/dispute). If you are a business customer, please go to [westpac.com.au/businessdispute](http://westpac.com.au/businessdispute)

### **Information for customers that have a Westpac Transaction account for personal use, and have a Commonwealth Concession or Health Care card (Concession card).**

The Westpac Choice Concession account is a transaction account designed for Concession card holders and offers no monthly service fees, no outward dishonour fees, no account overdrawn fees and there are no informal overdrafts (except where it is impossible or reasonably impractical for us to prevent your account from being overdrawn).

To be eligible for this account, you must have your government payments paid into the account. There is a limit of one Westpac Choice Concession account per customer, this includes joint account holders. All account holders must be eligible.

If you would like more information or would like to apply for the Westpac Choice Concession account please visit [www.westpac.com.au/personal-banking/bank-accounts/transaction/choice/basic/](http://www.westpac.com.au/personal-banking/bank-accounts/transaction/choice/basic/), call 132 032 or visit your local branch.

Before making a decision about any of our products, please read all the terms and conditions available at [westpac.com.au](http://westpac.com.au) and consider whether the product is right for you. Please consider that the features of the Concession account may differ to the features and benefits of your existing account. To view our full range of transaction accounts visit [www.westpac.com.au/personal-banking/bank-accounts/transaction/](http://www.westpac.com.au/personal-banking/bank-accounts/transaction/)

### **Complaints**

If you have a complaint, contact our dedicated Customer Solutions team on 132 032 or write to us at Westpac Customer Solutions, Reply Paid 5265, Sydney NSW 2001. If an issue has not been resolved to your satisfaction, you can lodge a complaint with the Australian Financial Complaints Authority (AFCA). AFCA provides fair and independent financial services complaint resolution that is free to consumers.

Online: [www.afca.org.au](http://www.afca.org.au)

Email: [info@afca.org.au](mailto:info@afca.org.au)

Phone 1800 931 678

Mail: Australian Financial Complaints Authority GPO Box 3 Melbourne VIC 3001



**Westpac Live**



Find out about Online Banking  
at [westpac.com.au/westpaclive](http://westpac.com.au/westpaclive)

**Telephone Banking**



Call us on 132 032  
+61 2 9155 7700 if overseas

**Local Branch**



Find branches and ATMs at  
[westpac.com.au/locateus](http://westpac.com.au/locateus)

**THANK YOU FOR BANKING WITH WESTPAC**



Statement Period  
31 March 2022 - 30 June 2022

## Westpac DIY Super Working Account

Account Name  
MRS JOANNA MAREE CARROLL & MR  
JUSTIN GREGORY CARROLL ATF  
LLORAC SUPERANNUATION FUND

Customer ID  
8364 5416 CARROLL, JOANNA MAREE  
9255 8024 CARROLL, JUSTIN  
GREGORY

BSB Account Number  
035-225 170 828

Opening Balance	+ \$10,278.24
Total Credits	+ \$6,849.27
Total Debits	- \$7,409.00
Closing Balance	+ \$9,718.51

## INTEREST RATES (PER ANNUM) ON CREDIT BALANCES

Effective Date	\$0 to \$9999	Over \$9999 to \$49999	Over \$49999 to \$99999	Over \$99999 to \$499999
17 Mar 2020	0.01 %	0.01 %	0.01 %	0.01 %

Effective Date	Over \$499999
17 Mar 2020	0.02 %

## TRANSACTIONS

Please check all entries on this statement and promptly inform Westpac of any possible error or unauthorised transaction

DATE	TRANSACTION DESCRIPTION	DEBIT	CREDIT	BALANCE
<b>31/03/22</b>	<b>STATEMENT OPENING BALANCE</b>			<b>10,278.24</b>
04/04/22	Withdrawal Online 4830142 Bpay Tax Office Tax Installment	7,409.00		2,869.24
05/04/22	Deposit Quicksuper Quickspr3179567111		1,902.04	4,771.28
29/04/22	Interest Paid		0.04	4,771.32
03/05/22	Deposit Quicksuper Quickspr3198095856		1,521.64	6,292.96
20/05/22	Deposit Ato Ato009000016177645		1.76	6,294.72
31/05/22	Interest Paid		0.05	6,294.77
08/06/22	Deposit Quicksuper Quickspr3224207093		1,902.04	8,196.81
30/06/22	Interest Paid		0.06	8,196.87
30/06/22	Deposit Quicksuper Quickspr3240609801		1,521.64	9,718.51
<b>30/06/22</b>	<b>CLOSING BALANCE</b>			<b>9,718.51</b>



## CONVENIENCE AT YOUR FINGERTIPS

Use Online, Mobile or Tablet Banking to pay bills, transfer funds, check your account balances and much more

## MORE INFORMATION

Further information in relation to your account, including details of product benefits and applicable fees and charges, is available on request. That information is also contained in the Product Disclosure Statement (PDS) or other disclosure document for your account. For a copy of that document, or if you have any other enquiries, you can call Telephone Banking on 132 032 from Australia or +61 2 9155 7700 from overseas.

The above Closing Balance amount may not be the same as the balance payable to you on closure of your account (the 'termination value'). Details of the termination value can be obtained by calling Telephone Banking on the numbers quoted above. Further information on how to close accounts, including calculation of the termination value, is contained in the Product Disclosure Statement (PDS) booklet or other disclosure document for your account.

We have an internal process for handling and resolving any problem you may have with, or complaints relating to, your account or this product. Information about this process can be found in the Product Disclosure Statement (PDS) or other disclosure document for your account, or you can contact us on 1300 130 467.

Remember, if you have a card, always keep your passcode (PIN) secret - don't tell anyone or let them see it. Never write your passcode on your card or on anything that could be lost or stolen. If you do need to record a reminder, you must make every effort to disguise it. You may be liable for losses if you don't protect your passcode. To help you learn how you can protect your card against unauthorised transactions, you can find more information at [westpac.com.au/dispute](http://westpac.com.au/dispute). If you are a business customer, please go to [westpac.com.au/businessdispute](http://westpac.com.au/businessdispute)

### **Information for customers that have a Westpac Transaction account for personal use, and have a Commonwealth Concession or Health Care card (Concession card).**

The Westpac Choice Concession account is a transaction account designed for Concession card holders and offers no monthly service fees, no outward dishonour fees, no account overdrawn fees and there are no informal overdrafts (except where it is impossible or reasonably impractical for us to prevent your account from being overdrawn).

To be eligible for this account, you must have your government payments paid into the account. There is a limit of one Westpac Choice Concession account per customer, this includes joint account holders. All account holders must be eligible.

If you would like more information or would like to apply for the Westpac Choice Concession account please visit [www.westpac.com.au/personal-banking/bank-accounts/transaction/choice/basic/](http://www.westpac.com.au/personal-banking/bank-accounts/transaction/choice/basic/), call 132 032 or visit your local branch.

Before making a decision about any of our products, please read all the terms and conditions available at [westpac.com.au](http://westpac.com.au) and consider whether the product is right for you. Please consider that the features of the Concession account may differ to the features and benefits of your existing account. To view our full range of transaction accounts visit [www.westpac.com.au/personal-banking/bank-accounts/transaction/](http://www.westpac.com.au/personal-banking/bank-accounts/transaction/)

If any loan you hold with us is secured by a real property mortgage; the mortgage terms require the property to be insured. Please review the replacement value of the property and check with your insurer to ensure you have adequate cover. For general information on property insurance, visit the Australian Securities and Investments Commission's MoneySmart website: [www.moneysmart.gov.au](http://www.moneysmart.gov.au).

### **Complaints**

If you have a complaint, contact our dedicated Customer Solutions team on 132 032 or write to us at Westpac Customer Solutions, Reply Paid 5265, Sydney NSW 2001. If an issue has not been resolved to your satisfaction, you can lodge a complaint with the Australian Financial Complaints Authority (AFCA). AFCA provides fair and independent financial services complaint resolution that is free to consumers.

Online: [www.afca.org.au](http://www.afca.org.au)





Email: [info@afca.org.au](mailto:info@afca.org.au)

Phone 1800 931 678

Mail: Australian Financial Complaints Authority GPO Box 3 Melbourne VIC 3001

**Westpac Live**



**Find out about Online Banking  
at [westpac.com.au/westpaclive](http://westpac.com.au/westpaclive)**

**Telephone Banking**



**Call us on 132 032  
+61 2 9155 7700 if overseas**

**Local Branch**



**Find branches and ATMs at  
[westpac.com.au/locateus](http://westpac.com.au/locateus)**

**THANK YOU FOR BANKING WITH WESTPAC**



Australian Government  
Australian Taxation Office

**Agent** SMSF AUSTRALIA PTY LTD  
**Client** THE TRUSTEE FOR LLORRAC  
SUPERANNUATION FUND  
**ABN** 17 576 533 030

## Print activity statement

Account	Period	Document ID
Activity statement – 001 – LLORRAC SUPERANNUATION FUND	Oct 2021 – Dec 2021	45098020454

<b>Receipt ID</b>	3705010391
<b>Date lodged</b>	22 December 2021
<b>Payment due date</b>	28 February 2022

## Statement summary

Description	Reported Value	Owed to ATO	Owed by ATO
<b><i>PAYG tax withheld</i></b>			
4 Income tax withheld amount		\$0.00	
W1 Total salary, wages and other payments	\$0.00		
W2 Amount withheld from total salary, wages and other payments	\$0.00		
W3 Other amounts withheld	\$0.00		
W4 Amount withheld where ABN not quoted	\$0.00		
<b><i>PAYG income tax instalment</i></b>			
5A Owed to ATO		\$808.00	
5B Owed by ATO			\$0.00
T7 Instalment amount – Based on the notional tax \$ 3,232.01 from the 2020 assessment.	\$808.00		

## Total amount to pay

\$808.00 DR

You need to pay **\$808.00** by **28/02/2022** for this activity statement to minimise possible interest charges.

## Breakdown of this activity statement lodgment

---

<b>PAYGW</b>	\$0.00
<b>PAYGI</b>	\$808.00 DR
<b>Activity statement result</b>	\$808.00 DR

## Your new activity statement account balance

---

<b>Account balance before lodgment</b>	\$0.00
<b>Activity statement result</b>	\$808.00 DR
<b>Account balance after lodgment</b>	\$808.00 DR

as at 11:30 AM AEDT 22 December 2021

Account balances may:

**Include** amounts that are either

- > not yet due and payable
- > under an existing payment plan
- > under dispute.

**Not include** amounts that are either

- > related to **outstanding** activity statements
- > interest and penalties including any general interest charges accrued due to outstanding amounts not yet applied
- > from payments **submitted but not yet processed**
- > relating to credits held in other accounts, such as GST property credits.

**BPAY®**

---



**Biller code** 75556

**Ref** 175765330300960

**Telephone and Internet Banking - BPAY®**

Contact your bank or financial institution to make this payment from your cheque, savings, debit or credit card account.

For more information see [www.bpay.com.au](http://www.bpay.com.au)

## Australia Post

---

Payment can be made in person at Australia Post outlets with cash, cheque or money order using the barcode below.

**Payment reference number**

175765330300960



\*171 175765330300960



**Australian Government**  
**Australian Taxation Office**

**Agent** SMSF AUSTRALIA PTY LTD  
**Client** THE TRUSTEE FOR LLORRAC  
SUPERANNUATION FUND  
**ABN** 17 576 533 030

## Print activity statement

Account	Period	Document ID
Activity statement – 001 – LLORRAC SUPERANNUATION FUND	Jan 2022 – Mar 2022	45158401857

<b>Receipt ID</b>	6707635452
<b>Date lodged</b>	28 March 2022
<b>Payment due date</b>	26 May 2022

## Statement summary

Description	Reported Value	Owed to ATO	Owed by ATO
<b><i>PAYG tax withheld</i></b>			
4 Income tax withheld amount		\$0.00	
W1 Total salary, wages and other payments	\$0.00		
W2 Amount withheld from total salary, wages and other payments	\$0.00		
W3 Other amounts withheld	\$0.00		
W4 Amount withheld where ABN not quoted	\$0.00		
<b><i>PAYG income tax instalment</i></b>			
5A Owed to ATO		\$7,409.00	
5B Owed by ATO			\$0.00
T7 Instalment amount – Based on the notional tax \$ 12,033.76 from the 2021 assessment.	\$7,409.00		

## Total amount to pay

\$7,409.00 DR

You need to pay **\$7,409.00** by **26/05/2022** for this activity statement to minimise possible interest charges.

## Breakdown of this activity statement lodgment

---

PAYGW	\$0.00
PAYGI	\$7,409.00 DR
<b>Activity statement result</b>	<b>\$7,409.00 DR</b>

## Your new activity statement account balance

---

<b>Account balance before lodgment</b>	\$0.00
<b>Activity statement result</b>	\$7,409.00 DR
<b>Account balance after lodgment</b>	\$7,409.00 DR

as at 7:45 PM AEDT 28 March 2022

Account balances may:

**Include** amounts that are either

- > not yet due and payable
- > under an existing payment plan
- > under dispute.

**Not include** amounts that are either

- > related to **outstanding** activity statements
- > interest and penalties including any general interest charges accrued due to outstanding amounts not yet applied
- > from payments **submitted but not yet processed**
- > relating to credits held in other accounts, such as GST property credits.

BPAY®

---



**Biller code** 75556

**Ref** 175765330300960

**Telephone and Internet Banking - BPAY®**

Contact your bank or financial institution to make this payment from your cheque, savings, debit or credit card account.

For more information see [www.bpay.com.au](http://www.bpay.com.au)

## Australia Post

---

Payment can be made in person at Australia Post outlets with cash, cheque or money order using the barcode below.

**Payment reference number**

175765330300960



\*171 175765330300960



**Australian Government**  
**Australian Taxation Office**

**Agent** SMSF AUSTRALIA PTY LTD  
**Client** THE TRUSTEE FOR LLORRAC  
SUPERANNUATION FUND  
**ABN** 17 576 533 030

## Print activity statement

Account	Period	Document ID
Activity statement – 001 – LLORRAC SUPERANNUATION FUND	Apr 2022 – Jun 2022	49622372956

**Receipt ID** 1321484545  
**Date lodged** 28 June 2022  
**Payment due date** 25 August 2022

## Statement summary

Description	Reported Value	Owed to ATO	Owed by ATO
<b><i>PAYG tax withheld</i></b>			
4 Income tax withheld amount		\$0.00	
W1 Total salary, wages and other payments	\$0.00		
W2 Amount withheld from total salary, wages and other payments	\$0.00		
W3 Other amounts withheld	\$0.00		
W4 Amount withheld where ABN not quoted	\$0.00		
<b><i>PAYG income tax instalment</i></b>			
5A Owed to ATO		\$3,008.00	
5B Owed by ATO			\$0.00
T7 Instalment amount – Based on the notional tax \$ 12,033.76 from the 2021 assessment.	\$3,008.00		

## Total amount to pay

\$3,008.00 DR



You need to pay \$3,008.00 by 25/08/2022 for this activity statement to minimise possible interest charges.

## Breakdown of this activity statement lodgment

---

PAYGW	\$0.00
PAYGI	\$3,008.00 DR
<b>Activity statement result</b>	<b>\$3,008.00 DR</b>

## Your new activity statement account balance

---

<b>Account balance before lodgment</b>	\$0.00
<b>Activity statement result</b>	<b>\$3,008.00 DR</b>
<b>Account balance after lodgment</b>	<b>\$3,008.00 DR</b>

as at 1:54 PM AEST 28 June 2022

Account balances may:

**Include** amounts that are either

- > not yet due and payable
- > under an existing payment plan
- > under dispute.

**Not include** amounts that are either

- > related to **outstanding** activity statements
- > interest and penalties including any general interest charges accrued due to outstanding amounts not yet applied
- > from payments **submitted but not yet processed**
- > relating to credits held in other accounts, such as GST property credits.

BPAY®

---



**Biller code** 75556

**Ref** 175765330300960

**Telephone and Internet Banking - BPAY®**

Contact your bank or financial institution to make this payment from your cheque, savings, debit or credit card account.

For more information see [www.bpay.com.au](http://www.bpay.com.au)

## Australia Post

---

Payment can be made in person at Australia Post outlets with cash, cheque or money order using the barcode below.

**Payment reference number**

175765330300960



\*171 175765330300960

**FirstChoice Wholesale Investments**  
**2021/22 Tax Return Information Statement**

**Account number:** \*\*\* \*\*\*\*\*201  
**Account type:** Super fund  
**Account name:** Justin Carroll  
Llorrac Superannuation Fund  
Joanna Maree Carroll  
Llorrac Super Fund  
**TFN/ABN:** Provided

Mrs Joanna M Carroll  
\*\*\* \*\* \*  
\*\*\* \*\* \*  
\*\*\* \*\* \*

If you have any questions about this statement, please talk to your financial adviser or accountant. The information shown on this statement is also provided to the Australian Taxation Office (ATO).

**Part A**

**Summary of 2022 tax return items**

<b>Tax return</b>	<b>Amount (\$)</b>	<b>Tax return label</b>
Interest income	164.04	10L
TFN amounts withheld (Interest)	0.00	10M
Non-primary production income	660.06	13U
Franked distributions from trusts	3,055.27	13C
Share of franking credits – franked dividends	1,096.59	13Q
TFN amounts withheld (Trust Distribution)	0.00	13R
Total current year capital gains	17,553.37	18H
Net capital gain	11,735.51	18A
Controlled Foreign Company (CFC) income	0.00	19K
Assessable foreign source income	8,095.27	20E
Other net foreign source income	8,095.27	20M
Australian franking credits from a New Zealand franking company	0.00	20F
Foreign Income Tax Offset	530.75	20O
Rebates	107.12	24V

**Part B**

<b>Capital gains tax information – additional information for item 18</b>	<b>Amount (\$)</b>
Capital gains - discount method (grossed-up amount)	17,453.60
Capital gains - other than discount method	99.77
<b>Total current year capital gains</b>	<b>17,553.37</b>

**Notes**

The cost base of your units in Attribution Managed Investment Trusts (AMITs) can be adjusted both upward and downward. Your cost base is adjusted at the end of each income year by the 'AMIT cost base net amount'. For all AMIT attribution, distribution and cost-base adjustment information, **go to Part C of the individual AMMA statement**

**Keeping your account details up-to-date**

Please ensure that all account details, including your address information shown at the top of this statement are correct. Contact Investor Services on 13 13 36, Monday to Friday, between 8am to 7pm, Sydney - Australian Eastern Standard Time to inform us of any changes to your account.

**PLEASE RETAIN THIS STATEMENT FOR INCOME TAX PURPOSES**

Use this statement, together with the tax guide, to help you complete your tax return. Tax guides are also available on our website at [www.cfs.com.au](http://www.cfs.com.au).

**Part C**

<b>Total - interest</b>	<b>Taxable income (\$)</b>
Interest income	164.04

**Total - components of distribution/attribution**

	Cash distribution (\$)	Tax paid/Franking credit (\$)	Attribution/ Taxable amount (\$)
<b>Australian income</b>			
Dividends - unfranked not CFI*	57.87		57.87
Dividends - unfranked CFI*	104.54		104.54
Interest	83.27		83.27
Interest exempt from non-resident withholding	254.86		254.86
Other income	156.10		156.10
NCMI# - Non-primary production	0.86		0.86
Excluded from NCMI# - Non-primary production	2.56		2.56
<b>Non-primary production income</b>	<b>660.06</b>		<b>660.06</b>
<b>Dividends - franked amount</b>	<b>1,958.68</b>	<b>1,096.59</b>	<b>3,055.27</b>
<b>Capital gains</b>			
Discounted capital gain TAP^	3.45		3.45
Discounted capital gain NTAP^	8,723.35		8,723.35
Discounted capital gain NCMI#	0.00		0.00
Discounted capital gain Excluded NCMI#	0.00		0.00
Capital gains - other TAP^	0.00		0.00
Capital gains - other NTAP^	99.77		99.77
Capital gains - other NCMI#	0.00		0.00
Capital gains - other Excluded NCMI#	0.00		0.00
<b>Capital gain</b>	<b>8,826.57</b>		<b>8,826.57</b>
CGT gross-up amount (AMIT)			8,726.80
Other capital gains distribution (AMIT)	8,726.80		
CGT concession amount (non-AMIT)	0.00		
<b>Total current year/distributed capital gains</b>	<b>17,553.37</b>		
<b>Foreign income</b>			
Other net foreign source income	7,564.52	530.75	8,095.27
<b>Assessable foreign income</b>	<b>7,564.52</b>	<b>530.75</b>	<b>8,095.27</b>
Australian franking credits from a New Zealand franking company		0.00	0.00
CFC income	0.00		0.00
<b>Total foreign income</b>	<b>7,564.52</b>	<b>530.75</b>	<b>8,095.27</b>

**Notes**

\* CFI = Conduit foreign income. CFI unfranked dividend income is paid from Australian companies and the income has been declared to be CFI income. CFI income is exempt from non-resident withholding tax.

^ TAP = Taxable Australian Property. NTAP = Non-Taxable Australian Property.

# NCMI = Non-concessional MIT Income

**PLEASE RETAIN THIS STATEMENT FOR INCOME TAX PURPOSES**

Use this statement, together with the tax guide, to help you complete your tax return. Tax guides are also available on our website at [www.cfs.com.au](http://www.cfs.com.au).

Part C - continued

	Cash distribution (\$)	Attribution/Amount (\$)
<b>Other non-assessable amounts</b>		
Net exempt income	0.00	0.00
Non-assessable non-exempt	132.47	132.47
Other non-attributable amounts (AMIT)	776.94	
Tax free amounts (non-AMITs)	0.00	
Tax deferred amounts (non-AMITs)	0.00	
<b>Gross cash distribution</b>	<b>28,810.08</b>	
<b>(Includes interest income)</b>		
<b>Other deductions from distribution</b>		
Less: TFN amounts withheld	0.00	
Less: Non-resident withholding tax(12H)	0.00	
Less Other non-resident withholding	0.00	
<b>Net cash distribution</b>	<b>28,810.08</b>	
<b>(Includes interest income)</b>		

**Do you hold any other FirstChoice investments with Colonial First State Investments Limited (CFSIL)?**  
 You will receive a separate Tax Return Information Statement if you have an investment in any other CFSIL product.

**If you intend to complete a myTax return, please check the information against this statement.**  
 CFSIL is participating in the ATO's project to pre-fill managed fund distribution information into the myTax online tax return portal. If you complete a myTax return, you should ensure that any information that is pre-filled matches this distribution statement. To find out more about myTax visit the ATO website.

**PLEASE RETAIN THIS STATEMENT FOR INCOME TAX PURPOSES**

Use this statement, together with the tax guide, to help you complete your tax return. Tax guides are also available on our website at [www.cfs.com.au](http://www.cfs.com.au).

## Attribution managed investment trust member annual statement (AMMA)

## Part C

## Components of attribution

Investment option: FSI Strategic Cash (FSF0075AU)

	Cash distribution (\$)	Tax paid/Frinking credit (\$)	Attribution (\$)
<b>Australian income</b>			
Dividends - unfranked not CFI	0.00		0.00
Dividends - unfranked CFI	0.00		0.00
Interest	42.68		42.68
Interest exempt from non-resident withholding	32.48		32.48
Other income	2.86		2.86
NCMI# - Non-primary production	0.00		0.00
Excluded from NCMI# - Non-primary production	0.00		0.00
<b>Non-primary production income</b>	<b>78.02</b>		<b>78.02</b>
<b>Dividends - franked amount</b>	<b>0.00</b>	<b>0.00</b>	<b>0.00</b>
<b>Capital gains</b>			
Discounted capital gain TAP	0.00		0.00
Discounted capital gain NTAP	0.00		0.00
Discounted capital gain NCMI#	0.00		0.00
Discounted capital gain Excluded NCMI#	0.00		0.00
Capital gains - other TAP	0.00		0.00
Capital gains - other NTAP	0.00		0.00
Capital gains - other NCMI#	0.00		0.00
Capital gains - other Excluded NCMI#	0.00		0.00
<b>Capital gain</b>	<b>0.00</b>		<b>0.00</b>
CGT gross-up amount (AMIT)			0.00
Other capital gains distribution (AMIT)	0.00		
<b>Total current year capital gains</b>	<b>0.00</b>		<b>0.00</b>
<b>Foreign income</b>			
Other net foreign source income	0.00	0.00	0.00
<b>Assessable foreign income</b>	<b>0.00</b>	<b>0.00</b>	<b>0.00</b>
Australian franking credits from a New Zealand franking company		0.00	0.00
CFC income	0.00		0.00
<b>Total foreign income</b>	<b>0.00</b>	<b>0.00</b>	<b>0.00</b>

## PLEASE RETAIN THIS STATEMENT FOR INCOME TAX PURPOSES

Use this statement, together with the tax guide, to help you complete your tax return. Tax guides are also available on our website at [www.cfs.com.au](http://www.cfs.com.au).

**Attribution managed investment trust member annual statement (AMMA) continued**

**Part C**

**Components of attribution**

Investment option: FSI Strategic Cash (FSF0075AU)

	Cash distribution (\$)	Attribution/Amount (\$)	
<b>Other non-assessable amounts</b>			
Net exempt income	0.00	0.00	
Non-assessable non-exempt	0.00	0.00	
Other non-attributable amounts (AMIT)	0.00		
<b>Gross cash distribution</b>	<b>78.02</b>		
<b>Other deductions from distribution</b>			
Less: TFN amounts withheld	0.00		
Less: Non-resident withholding tax (12 H)	0.00		
Less Other non-resident withholding	0.00		
<b>Net cash distribution</b>	<b>78.02</b>		
			<b>Other Amount (\$)</b>
<b>AMIT Cost Base Adjustment Amounts</b>			
AMIT cost base net decrease amount - (excess)			0.00
AMIT cost base net increase amount - (short fall)			0.00

**PLEASE RETAIN THIS STATEMENT FOR INCOME TAX PURPOSES**

Use this statement, together with the tax guide, to help you complete your tax return. Tax guides are also available on our website at [www.cfs.com.au](http://www.cfs.com.au).

## Attribution managed investment trust member annual statement (AMMA)

## Part C

## Components of attribution

Investment option: CFS W Enhanced Index Bal (FSF0476AU)

	Cash distribution (\$)	Tax paid/Frinking credit (\$)	Attribution (\$)
<b>Australian income</b>			
Dividends - unfranked not CFI	49.98		49.98
Dividends - unfranked CFI	85.59		85.59
Interest	38.68		38.68
Interest exempt from non-resident withholding	222.38		222.38
Other income	47.07		47.07
NCMI# - Non-primary production	0.84		0.84
Excluded from NCMI# - Non-primary production	2.39		2.39
<b>Non-primary production income</b>	<b>446.93</b>		<b>446.93</b>
<b>Dividends - franked amount</b>	<b>1,753.79</b>	<b>895.66</b>	<b>2,649.45</b>
<b>Capital gains</b>			
Discounted capital gain TAP	2.03		2.03
Discounted capital gain NTAP	5,022.63		5,022.63
Discounted capital gain NCMI#	0.00		0.00
Discounted capital gain Excluded NCMI#	0.00		0.00
Capital gains - other TAP	0.00		0.00
Capital gains - other NTAP	0.00		0.00
Capital gains - other NCMI#	0.00		0.00
Capital gains - other Excluded NCMI#	0.00		0.00
<b>Capital gain</b>	<b>5,024.66</b>		<b>5,024.66</b>
CGT gross-up amount (AMIT)			5,024.66
Other capital gains distribution (AMIT)	5,024.66		
<b>Total current year capital gains</b>	<b>10,049.32</b>		<b>10,049.32</b>
<b>Foreign income</b>			
Other net foreign source income	1,193.76	283.74	1,477.50
<b>Assessable foreign income</b>	<b>1,193.76</b>	<b>283.74</b>	<b>1,477.50</b>
Australian franking credits from a New Zealand franking company		0.00	0.00
CFC income	0.00		0.00
<b>Total foreign income</b>	<b>1,193.76</b>	<b>283.74</b>	<b>1,477.50</b>

## PLEASE RETAIN THIS STATEMENT FOR INCOME TAX PURPOSES

Use this statement, together with the tax guide, to help you complete your tax return. Tax guides are also available on our website at [www.cfs.com.au](http://www.cfs.com.au).



**Attribution managed investment trust member annual statement (AMMA) continued**

**Part C**

**Components of attribution**

Investment option: CFS W Enhanced Index Bal (FSF0476AU)

	Cash distribution (\$)	Attribution/Amount (\$)	
<b>Other non-assessable amounts</b>			
Net exempt income	0.00	0.00	
Non-assessable non-exempt	130.41	130.41	
Other non-attributable amounts (AMIT)	673.76		
<b>Gross cash distribution</b>	<b>14,247.97</b>		
<b>Other deductions from distribution</b>			
Less: TFN amounts withheld	0.00		
Less: Non-resident withholding tax (12 H)	0.00		
Less Other non-resident withholding	0.00		
<b>Net cash distribution</b>	<b>14,247.97</b>		
			<b>Other Amount (\$)</b>
<b>AMIT Cost Base Adjustment Amounts</b>			
AMIT cost base net decrease amount - (excess)			673.76
AMIT cost base net increase amount - (short fall)			0.00

**PLEASE RETAIN THIS STATEMENT FOR INCOME TAX PURPOSES**

Use this statement, together with the tax guide, to help you complete your tax return. Tax guides are also available on our website at [www.cfs.com.au](http://www.cfs.com.au).

## Attribution managed investment trust member annual statement (AMMA)

## Part C

## Components of attribution

Investment option: Platinum Wsale International (FSF0505AU)

	Cash distribution (\$)	Tax paid/Franking credit (\$)	Attribution (\$)
<b>Australian income</b>			
Dividends - unfranked not CFI	0.00		0.00
Dividends - unfranked CFI	0.00		0.00
Interest	0.00		0.00
Interest exempt from non-resident withholding	0.00		0.00
Other income	87.73		87.73
NCMI# - Non-primary production	0.00		0.00
Excluded from NCMI# - Non-primary production	0.00		0.00
<b>Non-primary production income</b>	<b>87.73</b>		<b>87.73</b>
<b>Dividends - franked amount</b>	<b>4.09</b>	<b>2.15</b>	<b>6.24</b>
<b>Capital gains</b>			
Discounted capital gain TAP	0.00		0.00
Discounted capital gain NTAP	1,914.74		1,914.74
Discounted capital gain NCMI#	0.00		0.00
Discounted capital gain Excluded NCMI#	0.00		0.00
Capital gains - other TAP	0.00		0.00
Capital gains - other NTAP	0.00		0.00
Capital gains - other NCMI#	0.00		0.00
Capital gains - other Excluded NCMI#	0.00		0.00
<b>Capital gain</b>	<b>1,914.74</b>		<b>1,914.74</b>
CGT gross-up amount (AMIT)			1,914.74
Other capital gains distribution (AMIT)	1,914.74		
<b>Total current year capital gains</b>	<b>3,829.48</b>		<b>3,829.48</b>
<b>Foreign income</b>			
Other net foreign source income	6,178.63	231.59	6,410.22
<b>Assessable foreign income</b>	<b>6,178.63</b>	<b>231.59</b>	<b>6,410.22</b>
Australian franking credits from a New Zealand franking company		0.00	0.00
CFC income	0.00		0.00
<b>Total foreign income</b>	<b>6,178.63</b>	<b>231.59</b>	<b>6,410.22</b>

## PLEASE RETAIN THIS STATEMENT FOR INCOME TAX PURPOSES

Use this statement, together with the tax guide, to help you complete your tax return. Tax guides are also available on our website at [www.cfs.com.au](http://www.cfs.com.au).

**Attribution managed investment trust member annual statement (AMMA) continued**

**Part C**

**Components of attribution**

Investment option: Platinum Wsale International (FSF0505AU)

	Cash distribution (\$)	Attribution/Amount (\$)	
<b>Other non-assessable amounts</b>			
Net exempt income	0.00	0.00	
Non-assessable non-exempt	0.00	0.00	
Other non-attributable amounts (AMIT)	5.44		
<b>Gross cash distribution</b>	<b>10,105.37</b>		
<b>Other deductions from distribution</b>			
Less: TFN amounts withheld	0.00		
Less: Non-resident withholding tax (12 H)	0.00		
Less Other non-resident withholding	0.00		
<b>Net cash distribution</b>	<b>10,105.37</b>		
			<b>Other Amount (\$)</b>
<b>AMIT Cost Base Adjustment Amounts</b>			
AMIT cost base net decrease amount - (excess)			5.44
AMIT cost base net increase amount - (short fall)			0.00

**PLEASE RETAIN THIS STATEMENT FOR INCOME TAX PURPOSES**

Use this statement, together with the tax guide, to help you complete your tax return. Tax guides are also available on our website at [www.cfs.com.au](http://www.cfs.com.au).

## Attribution managed investment trust member annual statement (AMMA)

## Part C

## Components of attribution

Investment option: FirstChoice Wsale Aust Small Co (FSF0502AU)

	Cash distribution (\$)	Tax paid/Frinking credit (\$)	Attribution (\$)
<b>Australian income</b>			
Dividends - unfranked not CFI	7.89		7.89
Dividends - unfranked CFI	18.95		18.95
Interest	1.85		1.85
Interest exempt from non-resident withholding	0.00		0.00
Other income	18.44		18.44
NCMI# - Non-primary production	0.02		0.02
Excluded from NCMI# - Non-primary production	0.17		0.17
<b>Non-primary production income</b>	<b>47.32</b>		<b>47.32</b>
<b>Dividends - franked amount</b>	<b>200.80</b>	<b>198.78</b>	<b>399.58</b>
<b>Capital gains</b>			
Discounted capital gain TAP	1.42		1.42
Discounted capital gain NTAP	1,589.72		1,589.72
Discounted capital gain NCMI#	0.00		0.00
Discounted capital gain Excluded NCMI#	0.00		0.00
Capital gains - other TAP	0.00		0.00
Capital gains - other NTAP	99.77		99.77
Capital gains - other NCMI#	0.00		0.00
Capital gains - other Excluded NCMI#	0.00		0.00
<b>Capital gain</b>	<b>1,690.91</b>		<b>1,690.91</b>
CGT gross-up amount (AMIT)			1,591.14
Other capital gains distribution (AMIT)	1,591.14		
<b>Total current year capital gains</b>	<b>3,282.05</b>		<b>3,282.05</b>
<b>Foreign income</b>			
Other net foreign source income	26.30	9.69	35.99
<b>Assessable foreign income</b>	<b>26.30</b>	<b>9.69</b>	<b>35.99</b>
Australian franking credits from a New Zealand franking company		0.00	0.00
CFC income	0.00		0.00
<b>Total foreign income</b>	<b>26.30</b>	<b>9.69</b>	<b>35.99</b>

## PLEASE RETAIN THIS STATEMENT FOR INCOME TAX PURPOSES

Use this statement, together with the tax guide, to help you complete your tax return. Tax guides are also available on our website at [www.cfs.com.au](http://www.cfs.com.au).

**Attribution managed investment trust member annual statement (AMMA) continued**

**Part C**

**Components of attribution**

Investment option: FirstChoice Wsale Aust Small Co (FSF0502AU)

	Cash distribution (\$)	Attribution/Amount (\$)	
<b>Other non-assessable amounts</b>			
Net exempt income	0.00	0.00	
Non-assessable non-exempt	2.06	2.06	
Other non-attributable amounts (AMIT)	96.08		
<b>Gross cash distribution</b>	<b>3,654.61</b>		
<b>Other deductions from distribution</b>			
Less: TFN amounts withheld	0.00		
Less: Non-resident withholding tax (12 H)	0.00		
Less Other non-resident withholding	0.00		
<b>Net cash distribution</b>	<b>3,654.61</b>		
			<b>Other Amount (\$)</b>
<b>AMIT Cost Base Adjustment Amounts</b>			
AMIT cost base net decrease amount - (excess)			96.08
AMIT cost base net increase amount - (short fall)			0.00

**PLEASE RETAIN THIS STATEMENT FOR INCOME TAX PURPOSES**

Use this statement, together with the tax guide, to help you complete your tax return. Tax guides are also available on our website at [www.cfs.com.au](http://www.cfs.com.au).

## Attribution managed investment trust member annual statement (AMMA)

## Part C

## Components of attribution

Investment option: Platinum Wsale Asia (FSF1079AU)

	Cash distribution (\$)	Tax paid/Frinking credit (\$)	Attribution (\$)
<b>Australian income</b>			
Dividends - unfranked not CFI	0.00		0.00
Dividends - unfranked CFI	0.00		0.00
Interest	0.06		0.06
Interest exempt from non-resident withholding	0.00		0.00
Other income	0.00		0.00
NCMI# - Non-primary production	0.00		0.00
Excluded from NCMI# - Non-primary production	0.00		0.00
<b>Non-primary production income</b>	<b>0.06</b>		<b>0.06</b>
<b>Dividends - franked amount</b>	<b>0.00</b>	<b>0.00</b>	<b>0.00</b>
<b>Capital gains</b>			
Discounted capital gain TAP	0.00		0.00
Discounted capital gain NTAP	196.26		196.26
Discounted capital gain NCMI#	0.00		0.00
Discounted capital gain Excluded NCMI#	0.00		0.00
Capital gains - other TAP	0.00		0.00
Capital gains - other NTAP	0.00		0.00
Capital gains - other NCMI#	0.00		0.00
Capital gains - other Excluded NCMI#	0.00		0.00
<b>Capital gain</b>	<b>196.26</b>		<b>196.26</b>
CGT gross-up amount (AMIT)			196.26
Other capital gains distribution (AMIT)	196.26		
<b>Total current year capital gains</b>	<b>392.52</b>		<b>392.52</b>
<b>Foreign income</b>			
Other net foreign source income	165.83	5.73	171.56
<b>Assessable foreign income</b>	<b>165.83</b>	<b>5.73</b>	<b>171.56</b>
Australian franking credits from a New Zealand franking company		0.00	0.00
CFC income	0.00		0.00
<b>Total foreign income</b>	<b>165.83</b>	<b>5.73</b>	<b>171.56</b>

## PLEASE RETAIN THIS STATEMENT FOR INCOME TAX PURPOSES

Use this statement, together with the tax guide, to help you complete your tax return. Tax guides are also available on our website at [www.cfs.com.au](http://www.cfs.com.au).

Attribution managed investment trust member annual statement (AMMA) continued

Part C

Components of attribution

Investment option: Platinum Wsale Asia (FSF1079AU)

	Cash distribution (\$)	Attribution/Amount (\$)	
<b>Other non-assessable amounts</b>			
Net exempt income	0.00	0.00	
Non-assessable non-exempt	0.00	0.00	
Other non-attributable amounts (AMIT)	1.66		
<b>Gross cash distribution</b>	<b>560.07</b>		
<b>Other deductions from distribution</b>			
Less: TFN amounts withheld	0.00		
Less: Non-resident withholding tax (12 H)	0.00		
Less Other non-resident withholding	0.00		
<b>Net cash distribution</b>	<b>560.07</b>		
			<b>Other Amount (\$)</b>
<b>AMIT Cost Base Adjustment Amounts</b>			
AMIT cost base net decrease amount - (excess)			1.66
AMIT cost base net increase amount - (short fall)			0.00

**PLEASE RETAIN THIS STATEMENT FOR INCOME TAX PURPOSES**

Use this statement, together with the tax guide, to help you complete your tax return. Tax guides are also available on our website at [www.cfs.com.au](http://www.cfs.com.au).

**Part C**

**Total interest**

Investment option: FirstRate Td 2 Year Monthly (FSF1650AU)

	<b>Taxable income (\$)</b>
	<hr/>
<b>Interest income (Gross)</b>	<b>18.72</b>
<b>Other deductions from distribution</b>	<b>Cash distribution (\$)</b>
	<hr/>
Less: TFN amounts withheld	0.00
Less: Other non-resident withholding	0.00
	<hr/>
<b>Net interest income</b>	<b>18.72</b>

**PLEASE RETAIN THIS STATEMENT FOR INCOME TAX PURPOSES**

Use this statement, together with the tax guide, to help you complete your tax return. Tax guides are also available on our website at [www.cfs.com.au](http://www.cfs.com.au).



**Part C****Total interest**

Investment option: FirstRate Wsale Saver (FSF1008AU)

	<b>Taxable income (\$)</b>
<b>Interest income (Gross)</b>	<b>144.71</b>
<b>Other deductions from distribution</b>	
Less: TFN amounts withheld	0.00
Less: Other non-resident withholding	0.00
<b>Net interest income</b>	<b>144.71</b>

**PLEASE RETAIN THIS STATEMENT FOR INCOME TAX PURPOSES**

Use this statement, together with the tax guide, to help you complete your tax return. Tax guides are also available on our website at [www.cfs.com.au](http://www.cfs.com.au).

**Part C****Total interest**Investment option: **FirstRate Term Deposit 3 Month (FSF1021AU)**

	<b>Taxable income (\$)</b>
<b>Interest income (Gross)</b>	<b>0.61</b>
<b>Other deductions from distribution</b>	
Less: TFN amounts withheld	0.00
Less: Other non-resident withholding	0.00
<b>Net interest income</b>	<b>0.61</b>

**PLEASE RETAIN THIS STATEMENT FOR INCOME TAX PURPOSES**

Use this statement, together with the tax guide, to help you complete your tax return. Tax guides are also available on our website at [www.cfs.com.au](http://www.cfs.com.au).

Colonial First State Investments Limited ABN 98 002 348 352, AFSL 232468 (CFSIL) is the responsible entity and issuer of products made available under FirstChoice Investments and FirstChoice Wholesale Investments. This document may include general advice but does not take into account your individual objectives, financial situation, needs or tax circumstances. The Target Market Determinations (TMD) for our financial products can be found at [www.cfs.com.au/tmd](http://www.cfs.com.au/tmd), which include a description of who a financial product might suit. You should read the relevant Product Disclosure Statement (PDS) and Financial Services Guide (FSG) carefully, assess whether the information is appropriate for you, and consider talking to a financial adviser before making an investment decision. You can get the PDS and FSG at [www.cfs.com.au](http://www.cfs.com.au) or by calling us on 13 13 36.

( Investor Services 13 13 36  
: [www.cfs.com.au](http://www.cfs.com.au)



Thursday, 15 September 2022

Investor Services

13 13 36

Investor name  
Carroll, Joanna Maree  
Carroll, Justin  
Llorac Superannuation Fund

Account number  
10910 2158 5201

#### TRANSACTION HISTORY

For: FirstChoice Wholesale Investments

As at 13/09/2022 the **total account** value is: **\$319,069.93.**

Date	Description	Gross (\$)	Fees/charges (\$)	Amount (\$)	Status
30/06/2022	Distribution	18,988.93		18,988.93	Completed
01/06/2022	Adviser Service Fee - Monthly	-318.00		318.00	Completed
26/05/2022	Distribution	22.68		22.68	Completed
02/05/2022	Adviser Service Fee - Monthly	-318.00		318.00	Completed
27/04/2022	Market Movement Adjustment	45.66		45.66	Completed
01/04/2022	Adviser Service Fee - Monthly	-318.00		318.00	Completed
30/03/2022	Withdrawal	-7,409.00		7,409.00	Completed
24/03/2022	Distribution	2,488.30		2,488.30	Completed
08/03/2022	Management Fee Rebate	60.76		60.76	Completed
01/03/2022	Adviser Service Fee - Monthly	-318.00		318.00	Completed
01/02/2022	Adviser Service Fee - Monthly	-318.00		318.00	Completed
27/01/2022	Distribution	8.41		8.41	Completed
04/01/2022	Adviser Service Fee - Monthly	-318.00		318.00	Completed
30/12/2021	Adviser Service Fee - Monthly	-219.23		219.23	Completed
16/12/2021	Distribution	6,534.52		6,534.52	Completed
01/12/2021	Adviser Service Fee - Monthly	-313.03		313.03	Completed
01/11/2021	Adviser Service Fee - Monthly	-321.12		321.12	Completed
28/10/2021	Distribution	8.46		8.46	Completed
01/10/2021	Adviser Service Fee - Monthly	-301.07		301.07	Completed
23/09/2021	Distribution	594.74		594.74	Completed
08/09/2021	Management Fee Rebate	46.36		46.36	Completed
06/09/2021	Application	85,468.63		85,468.63	Completed
01/09/2021	Adviser Service Fee - Monthly	-309.31		309.31	Completed
26/08/2021	Withdrawal	-85,468.63		85,468.63	Completed
26/08/2021	Interest	5.25		5.25	Completed
09/08/2021	Interest adjustment	136.09		136.09	Completed
06/08/2021	Switch in by percentage	23,085.63		23,085.63	Completed
06/08/2021	Switch out by percentage	-23,085.63		23,085.63	Completed
06/08/2021	Interest	3.04		3.04	Completed
04/08/2021	Switch in by units	24,045.77		24,045.77	Completed
04/08/2021	TD maturity	-24,045.77		24,045.77	Completed
04/08/2021	Interest	0.61		0.61	Completed
02/08/2021	Adviser Service Fee - Monthly	-319.83		319.83	Completed
31/07/2021	Interest	3.37		3.37	Completed
31/07/2021	Switch in out	15.68		15.68	Completed
31/07/2021	Switch out out	-15.68		15.68	Completed
31/07/2021	Interest	15.68		15.68	Completed
02/07/2021	Application	70,000.00		70,000.00	Completed
01/07/2021	Adviser Service Fee - Monthly	-248.93		248.93	Completed

Subject to the terms and conditions and our privacy policy, Colonial First State takes reasonable steps to ensure that information about your accounts visible on this and other pages on the FirstNet site is accurate, but no liability is accepted for errors or omissions or for loss or damage suffered as a result of reliance on it.  
Copyright © 2022 all rights reserved Colonial First State Investments Limited ABN 98 002 348 352, AFSL 232468.

## FirstChoice Wholesale Investments - InvestorReport

### Your details

Statement Period: 01 July 2021 to 31 December 2021 Investor Services: 13 13 36  
 Name: Carroll, Joanna Maree Web site: www.colonialfirststate.com.au  
 Account number: 0910 2158 5201

### Your account valuation

Investment options	Units	Unit price (\$)	Option value (\$)	%	Distributions (\$)
FSI Strategic Cash	84,388.4452	1.0093	85,173.26	24.5	8.46
CFS Enhance Indx Bal	136,103.0043	1.0100	137,464.03	39.5	5,848.14
Platinum Int'l	46,343.7866	1.6859	78,130.99	22.4	414.88
FirstChoice Small Co	10,084.8762	2.6167	26,389.10	7.6	714.29
Platinum Asia	14,575.8603	1.4355	20,923.65	6.0	151.95
<b>Account value</b>			<b>\$348,081.03</b>	<b>100.0%</b>	<b>\$7,137.72</b>

Distribution method: Reinvest

### Your account summary

<b>Opening balance as at 30 June 2021</b>	<b>\$ 275,609.11</b>
<b>Your investments</b>	
Applications	155,468.63
Management cost rebates	
Management fee rebate	46.36
Distribution(s)	7,137.72
Interest	27.95
<b>Your withdrawals</b>	
Redemptions	-85,468.63
Fees	
Adviser service fee (includes reversals)	-2,032.52
Interest Adjustment	136.09
<b>Change in Investment value</b>	<b>-2,707.59</b>
<b>Closing balance as at 31 December 2021</b>	<b>348,081.03</b>

### Your asset allocation

Investment options	Option value (\$)	Cash (%)	Fixed interest (%)		Shares (%)		Property (%)
			Aus	Global	Aus	Global *	
FSI Strategic Cash	85,173.26	24.5	0.0	0.0	0.0	0.0	0.0
CFS Enhance Indx Bal	137,464.03	1.9	5.4	4.1	10.3	12.8	5.0
Platinum Int'l	78,130.99	2.5	0.0	0.0	0.0	19.9	0.0
FirstChoice Small Co	26,389.10	0.3	0.0	0.0	7.3	0.0	0.0
Platinum Asia	20,923.65	0.8	0.0	0.0	0.0	5.2	0.0
<b>Total account allocation</b>	<b>348,081.03</b>	<b>30.0</b>	<b>5.4</b>	<b>4.1</b>	<b>17.6</b>	<b>37.9</b>	<b>5.0</b>

\* The asset type includes allocations to alternatives

Subject to the terms and conditions and our privacy policy, Colonial First State takes reasonable steps to ensure that information about your accounts visible on this and other pages on the FirstNet site is accurate, but no liability is accepted for errors or omissions or for loss or damage suffered as a result of reliance on it. Copyright © 2022 all rights reserved Colonial First State Investments Limited ABN 98 002 348 352, AFSL 232468.

## FirstChoice Wholesale Investments - InvestorReport

### Your details

Statement Period: 01 January 2022 to 30 June 2022 Investor Services: 13 13 36  
 Name: Carroll, Joanna Maree Web site: www.colonialfirststate.com.au  
 Account number: 0910 2158 5201

### Your account valuation

Investment options	Units	Unit price (\$)	Option value (\$)	%	Distributions (\$)
FSI Strategic Cash	75,322.3295	1.0073	75,872.18	24.2	69.56
CFS Enhance Indx Bal	145,668.6255	0.8597	125,231.32	39.9	8,399.83
Platinum Int'l	53,382.2018	1.3754	73,421.88	23.4	9,690.49
FirstChoice Small Co	11,611.6775	1.7351	20,147.42	6.4	2,940.32
Platinum Asia	14,891.0352	1.2930	19,254.11	6.1	408.12
<b>Account value</b>			<b>\$313,926.91</b>	<b>100.0%</b>	<b>\$21,508.32</b>

Distribution method: Reinvest

### Your account summary

	\$
<b>Opening balance as at 31 December 2021</b>	<b>348,081.03</b>
<b>Your investments</b>	
Applications	45.66
Management cost rebates	
Management fee rebate	60.76
Distribution(s)	21,508.32
<b>Your withdrawals</b>	
Redemptions	-7,409.00
Fees	
Adviser service fee (includes reversals)	-1,908.00
<b>Change in investment value</b>	<b>-46,451.86</b>
<b>Closing balance as at 30 June 2022</b>	<b>313,926.91</b>

### Your asset allocation

Investment options	Option value (\$)	Cash (%)	Fixed interest (%)		Shares (%)		Property (%)
			Aus	Global	Aus	Global *	
FSI Strategic Cash	75,872.18	24.2	0.0	0.0	0.0	0.0	0.0
CFS Enhance Indx Bal	125,231.32	2.8	5.3	4.7	8.8	13.8	4.5
Platinum Int'l	73,421.88	7.7	0.0	0.0	0.0	15.7	0.0
FirstChoice Small Co	20,147.42	0.3	0.0	0.0	6.1	0.0	0.0
Platinum Asia	19,254.11	1.0	0.0	0.0	0.0	5.1	0.0
<b>Total account allocation</b>	<b>313,926.91</b>	<b>36.0</b>	<b>5.3</b>	<b>4.7</b>	<b>14.9</b>	<b>34.6</b>	<b>4.5</b>

\* The asset type includes allocations to alternatives

Subject to the terms and conditions and our privacy policy, Colonial First State takes reasonable steps to ensure that information about your accounts visible on this and other pages on the FirstNet site is accurate, but no liability is accepted for errors or omissions or for loss or damage suffered as a result of reliance on it.  
 Copyright © 2022 all rights reserved Colonial First State Investments Limited ABN 98 002 348 352, AFSL 232468.



## Payment summary

BPAY® receipt number 4909946  
Payment status Processing

### From

From Westpac DIY Super Working Account 035-225 xx0828  
Description AIA (life insur)

### To

Payee nickname AIA Australia  
AIA Australia - Biller code81174  
Customer reference number 1800157616542

### Payment details

Amount \$957.85  
Scheduled payment date 16 Feb 2022  
Payment ID a31dc421-466c-4261-a28f-95c02344f337

**Due Date: 23 Aug 2021**

TAX INVOICE

Trustee for Llorrac Superannuation Fund  
PO BOX 955  
VIRGINIA SA 5120  
AUSTRALIA**Invoice Number**  
INV-0973**Invoice Date**  
16 Aug 2021

Description	GST	Amount
For Professional Services including:		
- Preparation of 2021 Financial Statements	10%	770.00
- Preparation and lodgement of 2021 Tax Return		
- Annual software subscription fee	10%	275.00
- Disbursement to independent auditor for 2021 audit	10%	385.00
	Subtotal	1,300.00
	Total GST 10%	130.00
	Invoice Total	1,430.00
	Payments Received	0.00
	<b>Amount Due</b>	<b>\$1,430.00</b>

Account payment terms are STRICTLY 7 days net  
[accounts@smsfaustralia.com](mailto:accounts@smsfaustralia.com)

## How to Pay

EFT directly into our bank account:  
Account: SMSF Australia Pty Ltd  
BSB: 065-004 Account No: 1108 1117  
Reference: Name and INV-0973Credit card by phone – 8338 1033  
VISA or MasterCard Accepted  
**3% surcharge charged**



AIA Australia Limited  
(ABN 79 004 837 861 AFSL 230043)  
PO Box 6111  
Melbourne VIC 3004  
Phone: 1800 333 613  
Fax: 1800 832 266  
AIA.COM.AU

Issue Date: 18 January 2022

Policy Number: 15761654

Policy Type: PRIORITY PROTECTION

Total payment due this year: \$ 957.85

## Notice of Payment Due

Llorrac Superannuation Fund  
Po Box 955  
VIRGINIA SA 5120

*paid from  
WP 5m5f  
16.2.22*

### Adviser Details:

**Name:** WEALTHIQ: ANTHONY SKINNER

**Phone:** 0882715427

**Mobile:** 0412424034

**Email:** tony@swmgroup.com.au

### Payment due date:

19 February 2022

Your current cover provided under this policy is due to expire on 19 February 2022.  
To renew the policy for a further 12 months please pay the amount shown below prior to the due date.  
The total amount due must be paid before the payment due date\*

\*Please refer to your Policy Terms and Conditions for action that will be taken in the event of non payment of premium.



### How to pay



**Billpay Code : 3028**  
**Ref : 1800 1576 1654 2**

#### By Phone

Phone 13 18 16 to pay by credit card (Visa, MasterCard, Diners Club or American Express accepted up to \$50,000).

#### On the Internet

Go to [postbillpay.com.au](http://postbillpay.com.au) to pay now by credit card (Visa, MasterCard, Diners Club or American Express).

#### In Person

Pay in person at any post office by cash, cheque, debit card or credit card. In person credit card transactions are limited to \$10,000.



\*3028 1800157616542



**Biller Code: 81174**  
**Ref : 1800 1576 1654 2**

#### Telephone & Internet Banking - BPAY

Contact your bank, credit union or building society to make this payment from your cheque, savings or credit card account. More info: [www.bpay.com.au](http://www.bpay.com.au)

#### By mail using Credit Card / Money Order / Cheque

Please complete the details on the back of this page and post that portion to: AIA Australia, PO BOX 6111, MELBOURNE VIC 3004

Payment due date: 19 February 2022

Total amount: \$957.85



# Summary of Policy Benefits†

Life/Lives Insured	Benefits	Sum Insured	Premium	Stamp Duty	Premium Due
CARROLL, MRS JOANNA	TERM LIFE (BAS)	\$ 550,000.00	\$ 869.00	\$ 0.00	\$ 869.00
Total Premium (including policy fee \$88.85)					\$ 957.85

†The benefits shown are those applicable at the date of this notice. The benefit and premium amounts reflect indexation (where applicable) calculated as per your policy terms. Your premium may also be affected by age, loadings, discounts and/or any changes in premium rates (communicated previously). AIA Australia has the right to correct any error on this notice. The total premium due must be paid before the due date and within the 60 Days of Grace or the policy will automatically lapse.

Cancelling and replacing your cover may carry risks including but not limited to the loss of any accrued benefits, the possibility of waiting periods starting again, and the implications of any non-disclosure on your policy, to understand your options please contact your adviser to discuss your needs and/ or refer to your Policy Terms and Conditions.

If you need to change the terms of your Life Insurance Policy, are having difficulty meeting your payments or in the event of a claim you can contact your adviser or our Client Service Team for assistance on 1800 333 613. If you are having difficulty meeting your premium payments, your financial adviser or our Client Service Team can take you through options which may be available to you to reduce, remove or alter benefits on your policy in order to reduce your premium.

## Policy upgrades

We regularly review the benefits provided on the policy and make enhancements. For information on policy enhancements that may benefit you, visit [www.aia.com.au/upgrades](http://www.aia.com.au/upgrades)

## Important information – Availability of AIA Priority Protection Income Protection or Income Protection Accident Only

Due to regulatory changes, from **1 October 2021**, the availability of AIA Priority Protection Income Protection or Income Protection Accident Only cover is solely limited to customers who already hold Income Protection or Income Protection Accident Only cover under an existing AIA Australia Priority Protection policy. Existing customers holding such cover can continue to make permitted alterations to those benefits in accordance with the policy's terms and conditions.


If you'd like to discuss these changes, please call us on 1800 333 613 or speak with your adviser.



## Care for when you need it most

We've partnered with Medix, a global healthcare management company that provides world-class support to those dealing with serious illness. It's another way we're helping our customers live **healthier, longer, better lives.**

Visit [aia.com.au/medix](http://aia.com.au/medix) for more information.




## Privacy Policy and Notification – Your privacy is important to us

AIA Australia handles and collects personal and sensitive information for purposes which include the administration of your policy or claim, the provision of products and services, our business operations and other purposes set out in our Privacy Policy. Personal and sensitive information provided will be handled in the manner described in the AIA Australia Group Privacy Policy as updated from time to time, accessible by visiting our website at [www.aia.com.au](http://www.aia.com.au), or by contacting us on 1800 333 613 to request a copy.



Monday, 17 April 2023

**Adviser Services**

13 18 36

**Investor Name**

Carroll, Joanna Maree

**Account Number**

10910 2158 5201

**TRANSACTION DETAIL**

For: FirstChoice Wholesale Investments

**Distribution 23/09/2021 11:59:50 PM**

Option	Gross (\$)	Fee (\$)	Net (\$)	Unit price (\$)	Units
FirstChoice Small Co	56.87	0.00	56.87	2.6423	21.5229
CFS Enhance Indx Bal	537.87	0.00	537.87	1.0306	521.8999
<b>Total</b>	<b>594.74</b>		<b>594.74</b>		

Subject to the terms and conditions and our privacy policy, Colonial First State takes reasonable steps to ensure that information about your accounts visible on this and other pages on the FirstNet site is accurate, but no liability is accepted for errors or omissions or for loss or damage suffered as a result of reliance on it.


Copyright © 2023 all rights reserved Colonial First State Investments Limited ABN 98 002 348 352, AFSL 232468.

**Execution**


Executed as a deed.

Dated: \_\_\_\_\_

Signed sealed and delivered by Justin Carroll,  
in the capacity of trustee, in the presence of:



Signature of witness

  
Signature of individual


Ricky Newenhoven

Name of witness (please print)

Signed sealed and delivered by Joanna  
Ferris, in the capacity of trustee, in the  
presence of:



Signature of witness

  
Signature of individual

Ricky Newenhoven

Name of witness (please print)

# Superannuation Trust Deed for a Self-Managed Fund

for

---

## Llorrac Superannuation Fund

---

I Rick Nieuwenhoven  
as a member of the NIA  
135591 certify this deed  
as true and correct  
on the 3/6/11.



shop 27 Clovercrest Plaza  
422 Montague Rd  
Modbury North SA 5092  
Tel: 08 82634009

[nieuvision.rick@optusnet.com.au](mailto:nieuvision.rick@optusnet.com.au)

Maddocks  
Level 6  
140 William Street  
Melbourne VIC 3000  
Tel: 03 9288 0555  
Fax: 03 9288 0666  
[info@maddocks.com.au](mailto:info@maddocks.com.au)  
[www.maddocks.com.au](http://www.maddocks.com.au)



Monday, 17 April 2023

**Adviser Services**

13 18 36

**Investor Name**

Carroll, Joanna Maree

**Account Number**

10910 2158 5201

**TRANSACTION DETAIL**

For: FirstChoice Wholesale Investments

**Distribution 23/09/2021 11:59:50 PM**

<b>Option</b>	<b>Gross (\$)</b>	<b>Fee (\$)</b>	<b>Net (\$)</b>	<b>Unit price (\$)</b>	<b>Units</b>
FirstChoice Small Co	56.87	0.00	56.87	2.6423	21.5229
CFS Enhance Indx Bal	537.87	0.00	537.87	1.0306	521.8999
<b>Total</b>	<b>594.74</b>		<b>594.74</b>		

Subject to the terms and conditions and our privacy policy, Colonial First State takes reasonable steps to ensure that information about your accounts visible on this and other pages on the FirstNet site is accurate, but no liability is accepted for errors or omissions or for loss or damage suffered as a result of reliance on it.

Copyright © 2023 all rights reserved Colonial First State Investments Limited ABN 98 002 348 352, AFSL 232468.