

## **Compliance Workpapers**

**The Townview Superannuation Fund**

**Financial Year - 2022**



### Fund Details

<b>Fund Name</b>	The Townview Superannuation Fund
<b>Contact no</b>	0477705173
<b>Financial Year</b>	2022
<b>Established Date</b>	24/04/2006
<b>ABN</b>	29 184 685 026
<b>TFN</b>	843120345
<b>Trustee Type</b>	Individual
<b>Trustees</b>	Michael King Muh-Ling Chang
<b>ACN</b>	

## Statement of Financial Position

Assets	Qty	2022	2021	Change (\$)	Change (%)	
<b>Investments</b>	0.00	53,034.20	76,352.87	-23,318.67	30.54	<a href="#">WP-1</a> <a href="#">WP-2</a>
<b>Other Assets</b>	0.00	1,916.07	51,477.37	-49,561.30	96.28	<a href="#">WP-1</a>
Bitcoin	0.00	4.60	7.58	-2.98	39.31	
BitShares	0.00	0.00	61.11	-61.11	100.00	
Cardano	0.00	0.00	632.30	-632.30	100.00	
Celer Network	0.00	0.00	57.60	-57.60	100.00	
DEXTools	1,075.71	210.74	0.00	210.74	100.00	
DigiByte	0.00	0.00	191.36	-191.36	100.00	
Dogelon Mars	94,803,354.60	43.61	0.00	43.61	100.00	
Ethereum	0.02	31.09	1,328.12	-1,297.03	97.66	
FTX Token	0.00	0.00	167.12	-167.12	100.00	
Funtastic Limited	0.00	0.00	22,784.48	-22,784.48	100.00	
FUNToken	0.00	0.00	5,436.78	-5,436.78	100.00	
Hedera	0.00	0.00	245.63	-245.63	100.00	
HEX	2,876.03	151.00	0.00	151.00	100.00	
Hina Inu	9,829,666,578,252.00	0.00	0.00	0.00	0.00	
IOST	0.00	0.00	49.08	-49.08	100.00	
IOTEX	0.00	0.00	40.53	-40.53	100.00	

Assets	Qty	2022	2021	Change (\$)	Change (%)	
Power Ledger	0.00	0.00	131.00	-131.00	100.00	
QuarkChain	0.00	0.00	355.42	-355.42	100.00	
Request	0.00	0.00	107.10	-107.10	100.00	
Siacoin	0.00	0.00	31.54	-31.54	100.00	
StormX	0.00	0.00	53.04	-53.04	100.00	
Theta Coin	0.00	0.00	15,938.77	-15,938.77	100.00	
Tron	0.00	0.00	972.30	-972.30	100.00	
USDT (Tether)	1,013.56	1,475.03	0.00	1,475.03	100.00	
Verge	0.00	0.00	72.78	-72.78	100.00	
XLM Stellar	0.00	0.00	410.68	-410.68	100.00	
XRP	0.00	0.00	2,403.05	-2,403.05	100.00	
<b>Shares in Listed Companies - Foreign</b>	0.00	2,848.23	83.13	2,765.10	3,326.24	<a href="#">WP-1</a> <a href="#">WP-2</a>
Emerald Health Therapeutics Inc	499.00	13.93	0.00	13.93	100.00	<a href="#">WP-1</a>
Emerald Health Therapeutics	0.00	0.00	83.13	-83.13	100.00	
Gold Royalty Corp	335.00	1,094.14	0.00	1,094.14	100.00	
Nuvve Holding Corp	100.00	679.34	0.00	679.34	100.00	
Tritium DCFC Limited	120.00	1,060.82	0.00	1,060.82	100.00	
<b>Units In Unlisted Unit Trusts</b>	0.00	48,269.90	24,792.37	23,477.53	94.70	<a href="#">WP-1</a> <a href="#">WP-2</a> <a href="#">WP-3</a>
Gold Minted Bar	8.00	21,607.20	9,379.32	12,227.88	130.37	

Assets	Qty	2022	2021	Change (\$)	Change (%)	
Platinum Coin	6.00	8,211.90	8,435.94	-224.04	2.66	
Silver Minted Coins	478.00	18,450.80	6,977.11	11,473.69	164.45	
<b>Other Assets</b>	0.00	20,080.84	13,446.68	6,634.16	49.34	
<b>Cash At Bank</b>	0.00	7,984.79	1,350.63	6,634.16	491.19	
CBA Bank Account	0.00	7,769.50	1,350.63	6,418.87	475.25	<a href="#">WP-1</a>
CMC Cash Account	0.00	215.29	0.00	215.29	100.00	<a href="#">WP-1</a> <a href="#">WP-2</a>
<b>Receivables</b>	0.00	12,096.05	12,096.05	0.00	0.00	
<b>Sundry Debtors</b>	0.00	12,096.05	12,096.05	0.00	0.00	
Sundry	0.00	12,096.05	12,096.05	0.00	0.00	
<b>Total Assets</b>	0.00	73,115.04	89,799.55	-16,684.51	18.58	

Liabilities	Qty	2022	2021	Change (\$)	Change (%)	
<b>Income Tax Payable</b>	0.00	1,299.95	3,844.95	-2,545.00	66.19	<a href="#">WP-1</a> <a href="#">WP-2</a> <a href="#">WP-3</a>
Income Tax Instalments Paid	0.00	-1,527.00	0.00	-1,527.00	100.00	
Income Tax Payable	0.00	2,826.95	3,844.95	-1,018.00	26.48	
<b>Other Taxes Payable</b>	0.00	509.00	0.00	509.00	100.00	
Activity Statement Payable/Refundable	0.00	509.00	0.00	509.00	100.00	<a href="#">WP-1</a>
<b>Total Liabilities</b>	0.00	1,808.95	3,844.95	-2,036.00	52.95	

Member Entitlements	Qty	2022	2021	Change (\$)	Change (%)	
<b>Member Entitlement Accounts</b>	0.00	71,306.09	85,954.60	-14,648.51	17.04	<a href="#">WP-1</a> <a href="#">WP-2</a>
<b>Mr Michael King</b>	0.00	43,720.11	50,983.04	-7,262.93	14.25	
Accumulation	0.00	43,720.11	50,983.04	-7,262.93	14.25	
<b>Mrs Muh-Ling Chang</b>	0.00	27,585.98	34,971.56	-7,385.58	21.12	
Accumulation	0.00	27,585.98	34,971.56	-7,385.58	21.12	
<b>Total Member Entitlements</b>	0.00	71,306.09	85,954.60	-14,648.51	17.04	

## Operating Statement

Income	2022	2021	Change (\$)	Change (%)	
<b>Investment Income</b>	0.04	0.00	0.04	100.00	<a href="#">WP-1</a> <a href="#">WP-2</a>
<b>Interest</b>	0.04	0.00	0.04	100.00	
<b>Cash At Bank</b>	0.04	0.00	0.04	100.00	
CBA Bank Account	0.04	0.00	0.04	100.00	
<b>Member Receipts</b>	23,598.51	35,338.52	-11,740.01	33.22	
<b>Contributions</b>	23,598.51	33,286.67	-9,688.16	29.11	<a href="#">WP-1</a>
<b>Employer</b>	9,298.51	33,286.67	-23,988.16	72.07	
Mr Michael King	8,272.51	0.00	8,272.51	100.00	
Mrs Muh-Ling Chang	1,026.00	0.00	1,026.00	100.00	
<b>Member</b>	14,300.00	0.00	14,300.00	100.00	
<b>Personal Non-Concessional</b>	14,300.00	0.00	14,300.00	100.00	
Mr Michael King	7,150.00	0.00	7,150.00	100.00	
Mrs Muh-Ling Chang	7,150.00	0.00	7,150.00	100.00	
Rollovers In	0.00	2,051.85	-2,051.85	100.00	
<b>Total Income</b>	23,598.55	35,338.52	-11,739.97	33.22	
Expenses	2022	2021	Change (\$)	Change (%)	
<b>Investment Losses</b>	26,362.85	-53,769.19	80,132.04	149.03	
<b>Decrease in Market Value</b>	20,625.05	-53,769.19	74,394.24	138.36	<a href="#">WP-1</a>
<b>Other Assets</b>	21,007.41	0.00	21,007.41	100.00	

Expenses	2022	2021	Change (\$)	Change (%)	
Bitcoin	2.98	0.00	2.98	100.00	
BitShares	-38.97	0.00	-38.97	100.00	
Cardano	127.80	0.00	127.80	100.00	
Celer Network	-42.48	0.00	-42.48	100.00	
DEXTools	806.67	0.00	806.67	100.00	
DigiByte	-60.89	0.00	-60.89	100.00	
Dogelon Mars	377.64	0.00	377.64	100.00	
Ethereum	1,174.16	0.00	1,174.16	100.00	
FTX Token	-85.13	0.00	-85.13	100.00	
FUNToken	2,984.09	0.00	2,984.09	100.00	
Hedera	-258.87	0.00	-258.87	100.00	
HEX	-13.46	0.00	-13.46	100.00	
IOST	-51.00	0.00	-51.00	100.00	
IOTEX	-59.55	0.00	-59.55	100.00	
Power Ledger	-121.25	0.00	-121.25	100.00	
QuarkChain	-718.29	0.00	-718.29	100.00	
Request	-145.15	0.00	-145.15	100.00	
Siacoin	-18.50	0.00	-18.50	100.00	
StormX	-47.04	0.00	-47.04	100.00	
Theta Coin	15,321.76	0.00	15,321.76	100.00	
Tron	468.80	0.00	468.80	100.00	



Expenses	2022	2021	Change (\$)	Change (%)	
USDT (Tether)	-5.04	0.00	-5.04	100.00	
Verge	-27.30	0.00	-27.30	100.00	
XLM Stellar	-92.82	0.00	-92.82	100.00	
XRP	1,529.25	0.00	1,529.25	100.00	
<b>Shares in Listed Companies - Foreign</b>	2,621.57	0.00	2,621.57	100.00	
Emerald Health Therapeutics Inc	4,325.46	0.00	4,325.46	100.00	
Emerald Health Therapeutics	-4,256.26	0.00	-4,256.26	100.00	
Gold Royalty Corp	465.59	0.00	465.59	100.00	
Nuvve Holding Corp	1,472.62	0.00	1,472.62	100.00	
Tritium DCFC Limited	614.16	0.00	614.16	100.00	
<b>Units In Unlisted Unit Trusts</b>	-3,003.93	0.00	-3,003.93	100.00	
Gold Minted Bar	-2,312.28	0.00	-2,312.28	100.00	
Platinum Coin	224.04	0.00	224.04	100.00	
Silver Minted Coins	-915.69	0.00	-915.69	100.00	
<b>Realised Capital Losses</b>	5,737.80	0.00	5,737.80	100.00	<a href="#">WP-1</a> <a href="#">WP-2</a>
<b>Other Assets</b>	14,554.97	0.00	14,554.97	100.00	
BitShares	48.27	0.00	48.27	100.00	
Cardano	156.39	0.00	156.39	100.00	
Celer Network	53.68	0.00	53.68	100.00	
DigiByte	96.75	0.00	96.75	100.00	

Expenses	2022	2021	Change (\$)	Change (%)	
Dogey Inu	-8,497.86	0.00	-8,497.86	100.00	
Ethereum	3,755.10	0.00	3,755.10	100.00	
FTX Token	108.26	0.00	108.26	100.00	
Funtastic Limited	22,784.48	0.00	22,784.48	100.00	
FUNToken	-1,315.20	0.00	-1,315.20	100.00	
Hedera	250.23	0.00	250.23	100.00	
HEX	-3,611.68	0.00	-3,611.68	100.00	
Hina Inu	12,664.68	0.00	12,664.68	100.00	
INUYASHA	-6,206.64	0.00	-6,206.64	100.00	
IOST	58.44	0.00	58.44	100.00	
IOTEX	62.59	0.00	62.59	100.00	
Kuma Inu	-13,112.07	0.00	-13,112.07	100.00	
Power Ledger	128.28	0.00	128.28	100.00	
QuarkChain	708.70	0.00	708.70	100.00	
Request	157.22	0.00	157.22	100.00	
SafeMoon Inu	701.71	0.00	701.71	100.00	
SHIBCOIN	2,551.66	0.00	2,551.66	100.00	
Siacoin	23.09	0.00	23.09	100.00	
StormX	55.16	0.00	55.16	100.00	
The Sandbox	391.64	0.00	391.64	100.00	
Theta Coin	-3,499.18	0.00	-3,499.18	100.00	

Expenses	2022	2021	Change (\$)	Change (%)	
Tron	-772.84	0.00	-772.84	100.00	
USDT (Tether)	-2.49	0.00	-2.49	100.00	
Verge	41.12	0.00	41.12	100.00	
XLM Stellar	146.62	0.00	146.62	100.00	
XRP	-1,097.47	0.00	-1,097.47	100.00	
YASHA	7,726.33	0.00	7,726.33	100.00	
<b>Sundry Assets</b>	-8,817.17	0.00	-8,817.17	100.00	
Cryptocurrency Wallet	-8,817.17	0.00	-8,817.17	100.00	
<b>Member Payments</b>	9,058.12	20,377.32	-11,319.20	55.55	
<b>Insurance Premiums</b>	9,058.12	20,377.32	-11,319.20	55.55	
<b>Mr Michael King</b>	4,471.68	0.00	4,471.68	100.00	<a href="#">WP-1</a>
Accumulation	4,471.68	0.00	4,471.68	100.00	
<b>Mrs Muh-Ling Chang</b>	4,586.44	0.00	4,586.44	100.00	<a href="#">WP-1</a>
Accumulation	4,586.44	0.00	4,586.44	100.00	
<b>Other Expenses</b>	2,826.09	4,532.00	-1,705.91	37.64	
Accountancy Fee	0.00	3,520.00	-3,520.00	100.00	
Auditor Fee	0.00	990.00	-990.00	100.00	
<b>Bank Fees</b>	10.00	22.00	-12.00	54.55	
<b>Cash At Bank</b>	10.00	0.00	10.00	100.00	
CBA Bank Account	10.00	0.00	10.00	100.00	
<b>General Expenses</b>	2,816.09	0.00	2,816.09	100.00	

Expenses	2022	2021	Change (\$)	Change (%)	
<b>Other Assets</b>	2,816.09	0.00	2,816.09	100.00	
Ethereum	2,816.09	0.00	2,816.09	100.00	
<b>Total Expenses</b>	38,247.06	-28,859.87	67,106.93	232.53	
Income Tax	2022	2021	Change (\$)	Change (%)	
<b>Income Tax Expense</b>	0.00	3,844.95	-3,844.95	100.00	<a href="#">WP-1</a> <a href="#">WP-2</a>
Income Tax Expense	0.00	3,844.95	-3,844.95	100.00	
<b>Total Income Tax</b>	0.00	3,844.95	-3,844.95	100.00	
<b>Net Profit(Loss) Total</b>	-14,648.51	60,353.44			

### Lump Sum Payment - Good to Go

Great news! After review there is nothing that requires your attention.

**Preservation Components**

							Current Status : Good to Go Prior Status : N/A		Prepared By : N/A	Reviewed By : N/A
			Prior Year			Current Year				
Account Name	Account Type	Preserved Amount	Restricted Non-Preserved Amount	Unrestricted Non-Preserved Amount	Preserved Amount	Restricted Non-Preserved Amount	Unrestricted Non-Preserved Amount			
<b>Mrs Muh-Ling Chang (Age: 54 at 30/06/2022)</b>										
Accumulation	Accumulation	34,971.56	0.00	0.00	27,585.98	0.00	0.00			
<b>Mr Michael King (Age: 55 at 30/06/2022)</b>										
Accumulation	Accumulation	50,983.04	0.00	0.00	43,720.11	0.00	0.00			

**Tax Component Verification (Accumulation)**

		Current Status : Good to Go Prior Status : Warning	Prepared By : N/A	Reviewed By : N/A
	Account Name		Prior Year Tax Free Amount	Current Year Tax Free Amount
Mrs Muh-Ling Chang (Age: 54 at 30/06/2022)				
🚩	Accumulation		3,911.62	11,061.62
Mr Michael King (Age: 55 at 30/06/2022)				
🚩	Accumulation		2,687.64	9,837.64

### Work Test - Good to Go

Great news! After review there is nothing that requires your attention.



**Contribution Cap Limit**


		Current Status : Good to Go Prior Status : N/A	Prepared By : N/A	Reviewed By : N/A
	Current Year Contributions		Concessional	Non-Concessional
<p>Mr Michael King                      Date of Birth: 27/07/1966 (Age: 54 at 30/06/2022)</p>				
	Caps		27,500.00	110,000.00
	Cumulative available unused cap		75,000.00	0.00
	Maximum cap available		102,500.00	110,000.00
	Contributions made (to this fund)		8,272.51	7,150.00
	Contributions made (to other fund)		0.00	0.00
	Contributions as allocated		8,272.51	7,150.00
	Amount above caps		0.00	0.00
<p>Mrs Muh-Ling Chang                      Date of Birth: 18/01/1968 (Age: 53 at 30/06/2022)</p>				
	Caps		27,500.00	110,000.00
	Cumulative available unused cap		75,000.00	0.00
	Maximum cap available		102,500.00	110,000.00
	Contributions made (to this fund)		1,026.00	7,150.00
	Contributions made (to other fund)		0.00	0.00
	Contributions as allocated		1,026.00	7,150.00
	Amount above caps		0.00	0.00

### Negative Balance - Good to Go

Great news! After review there is nothing that requires your attention.

## Contra Bank Entries

				Current Status : Good to Go Prior Status : Warning	Prepared By : N/A	Reviewed By : N/A
	Date	Description	Debits	Credits	Balance	
<b>CBA Bank Account</b>						
🚩	08/12/2021	Transfer to other Bank NetBank CMC for NVVE	2,500.00	0.00	2,892.43	
🚩	15/12/2021	Transfer to other Bank NetBank CMC invest	1,000.00	0.00	1,542.67	
🚩	06/01/2022	Transfer From CMC back to SMSF CREDIT TO ACCOUNT	0.00	1,348.04	2,890.71	
🚩	01/02/2022	Transfer to CBA A/c CommBank app SMSF to MandM	2,000.00	0.00	1,784.14	
🚩	02/02/2022	Transfer from xx7903 NetBank MandM to SMSF	0.00	2,000.00	3,784.14	
🚩	11/02/2022	Transfer to other Bank CommBank app For DCFC	2,000.00	0.00	1,784.14	
🚩	11/03/2022	Transfer from xx3721 NetBank DandA to SMSF	0.00	1,000.00	2,434.38	
🚩	15/03/2022	Return 15/03/22 Direct Debit 002631 BT Life Insuranc Y0889241 062-227	0.00	4,586.44	7,320.82	
🚩	15/03/2022	Direct Debit 002631 BT Life Insuranc Y0889241 062-227	4,586.44	0.00	2,379.62	
🚩	19/04/2022	Return 19/04/22 Direct Debit 002631 BT Life Insuranc Y0889241 062-227	0.00	4,586.44	6,966.06	
🚩	19/04/2022	Direct Debit 002631 BT Life Insuranc Y0889241 062-227	4,586.44	0.00	915.34	
🚩	07/05/2022	Transfer to other Bank CommBank app SMSF to CMC Groy	1,450.00	0.00	3,652.06	
<b>CMC Cash Account</b>						
🚩	08/12/2021	Transfer to other Bank NetBank CMC for NVVE	0.00	2,500.00	2,500.00	
🚩	31/12/2021	DE: 012-010 400213961	1,348.04	0.00	0.00	
🚩	11/02/2022	Transfer to other Bank CommBank app For DCFC	0.00	2,000.00	2,000.00	

				Current Status : Good to Go Prior Status : Warning	Prepared By : N/A	Reviewed By : N/A
	07/05/2022	Transfer to other Bank CommBank app SMSF to CMC Groy		0.00	1,450.00	1,775.02

### Income Comparison - Good to Go

Great news! After review there is nothing that requires your attention.

### Benefits Paid to Member < 60 - Good to Go

Great news! After review there is nothing that requires your attention.

### Retirement Condition - Good to Go

Great news! After review there is nothing that requires your attention.

### Market Value - Not Applicable

The system did not find any data to process.



### Pension Limit - Not Applicable

The system did not find any data to process.

### Tax Effective Allocation of Pension Payment (Member Level) - Not Applicable

The system did not find any data to process.

### Preservation Components for Member above 65 - Not Applicable

The system did not find any data to process.

### Tax Component Verification (Pension) - Not Applicable

The system did not find any data to process.

### Tax Effective Allocation of Pension Payment (Pension Account Level) - Not Applicable

The system did not find any data to process.

## General Ledger

Date	Description	Quantity	Debits	Credits	Balance
<b>Member Receipts / Contributions / Employer / Mr Michael King</b>					
01/07/2021	Opening Balance	0.00	0.00	0.00	0.00
22/09/2021	Direct Credit 481471 SuperChoice P/L PC150921-163750623	0.00	0.00	3,025.38	3,025.38
28/10/2021	Direct Credit 481471 SuperChoice P/L PC221021-192501828	0.00	0.00	3,230.78	6,256.16
20/01/2022	Direct Credit 481471 SuperChoice P/L PC140122-187037204	0.00	0.00	1,243.19	7,499.35
28/04/2022	Direct Credit 481471 SuperChoice P/L PC200422-183430549	0.00	0.00	773.16	8,272.51
30/06/2022	Closing Balance	0.00	0.00	0.00	8,272.51
<b>Member Receipts / Contributions / Employer / Mrs Muh-Ling Chang</b>					
01/07/2021	Opening Balance	0.00	0.00	0.00	0.00
29/07/2021	Transfer from xx6919 NetBank Mau Jun21 Super	0.00	0.00	1,026.00	1,026.00
30/06/2022	Closing Balance	0.00	0.00	0.00	1,026.00
<b>Member Receipts / Contributions / Personal Non-Concessional / Mr Michael King</b>					
01/07/2021	Opening Balance	0.00	0.00	0.00	0.00
11/03/2022	Transfer from xx3721 NetBank DandA to SMSF	0.00	0.00	500.00	500.00
12/03/2022	Transfer from xx7903 NetBank MandM to SMSF	0.00	0.00	150.00	650.00
23/04/2022	Transfer from xx7903 NetBank MandM to Super	0.00	0.00	2,000.00	2,650.00

Date	Description	Quantity	Debits	Credits	Balance
03/05/2022	Transfer from xx7903 CommBank app MandM to SMSF	0.00	0.00	2,000.00	4,650.00
21/06/2022	Transfer from xx7903 CommBank app MandM to SMSF	0.00	0.00	2,500.00	7,150.00
30/06/2022	Closing Balance	0.00	0.00	0.00	7,150.00
<b>Member Receipts / Contributions / Personal Non-Concessional / Mrs Muh-Ling Chang</b>					
01/07/2021	Opening Balance	0.00	0.00	0.00	0.00
11/03/2022	Transfer from xx3721 NetBank DandA to SMSF	0.00	0.00	500.00	500.00
12/03/2022	Transfer from xx7903 NetBank MandM to SMSF	0.00	0.00	150.00	650.00
23/04/2022	Transfer from xx7903 NetBank MandM to Super	0.00	0.00	2,000.00	2,650.00
03/05/2022	Transfer from xx7903 CommBank app MandM to SMSF	0.00	0.00	2,000.00	4,650.00
21/06/2022	Transfer from xx7903 CommBank app MandM to SMSF	0.00	0.00	2,500.00	7,150.00
30/06/2022	Closing Balance	0.00	0.00	0.00	7,150.00
<b>Investment Gains / Disposal Suspense / Other Assets / BitShares</b>					
01/07/2021	Opening Balance	0.00	0.00	0.00	0.00
17/07/2021	S BTS	1,027.00	0.00	51.81	51.81
17/07/2021	S BTS	-1,027.00	51.81	0.00	0.00
30/06/2022	Closing Balance	0.00	0.00	0.00	0.00
<b>Investment Gains / Disposal Suspense / Other Assets / Cardano</b>					

Date	Description	Quantity	Debits	Credits	Balance
01/07/2021	Opening Balance	0.00	0.00	0.00	0.00
10/05/2022	S ADA	360.00	0.00	348.11	348.11
10/05/2022	S ADA	-360.00	348.11	0.00	0.00
30/06/2022	Closing Balance	0.00	0.00	0.00	0.00
<b>Investment Gains / Disposal Suspense / Other Assets / Celer Network</b>					
01/07/2021	Opening Balance	0.00	0.00	0.00	0.00
17/07/2021	S CELR	1,504.00	0.00	46.40	46.40
17/07/2021	S CELR	-1,504.00	46.40	0.00	0.00
30/06/2022	Closing Balance	0.00	0.00	0.00	0.00
<b>Investment Gains / Disposal Suspense / Other Assets / DigiByte</b>					
01/07/2021	Opening Balance	0.00	0.00	0.00	0.00
17/07/2021	S DGB	3,052.00	0.00	155.50	155.50
17/07/2021	S DGB	-3,052.00	155.50	0.00	0.00
30/06/2022	Closing Balance	0.00	0.00	0.00	0.00
<b>Investment Gains / Disposal Suspense / Other Assets / Dogey Inu</b>					
01/07/2021	Opening Balance	0.00	0.00	0.00	0.00
16/11/2021	S DINU	255,000,000,000.00	0.00	10,617.55	10,617.55
16/11/2021	S DINU	-255,000,000,000.00	10,617.55	0.00	0.00
15/02/2022	S DINU	349,725,786,517.00	0.00	4,064.27	4,064.27
15/02/2022	S DINU	-349,725,786,517.00	4,064.27	0.00	0.00



Date	Description	Quantity	Debits	Credits	Balance
30/06/2022	Closing Balance	0.00	0.00	0.00	0.00
<b>Investment Gains / Disposal Suspense / Other Assets / Ethereum</b>					
01/07/2021	Opening Balance	0.00	0.00	0.00	0.00
01/07/2021	ETHEREUM Unlisted Security Disposal	0.00	0.00	2.21	2.21
01/07/2021	ETHEREUM Unlisted Security Disposal	0.00	0.00	11.17	13.38
01/07/2021	ETHEREUM Unlisted Security Disposal	0.00	0.00	11.85	25.23
01/07/2021	ETHEREUM Unlisted Security Disposal	0.00	0.00	12.88	38.11
01/07/2021	ETHEREUM Unlisted Security Disposal	0.01	0.00	14.32	52.43
01/07/2021	ETHEREUM Unlisted Security Disposal	0.01	0.00	14.45	66.88
01/07/2021	ETHEREUM Unlisted Security Disposal	0.01	0.00	15.29	82.17
01/07/2021	ETHEREUM Unlisted Security Disposal	0.01	0.00	15.37	97.54
01/07/2021	ETHEREUM Unlisted Security Disposal	0.01	0.00	17.93	115.47
01/07/2021	ETHEREUM Unlisted Security Disposal	0.01	0.00	22.35	137.82
01/07/2021	ETHEREUM Unlisted Security Disposal	0.01	0.00	22.81	160.63
01/07/2021	ETHEREUM Unlisted Security Disposal	0.01	0.00	25.48	186.11
01/07/2021	ETHEREUM Unlisted Security Disposal	0.01	0.00	27.08	213.19
01/07/2021	ETHEREUM Unlisted Security Disposal	0.06	0.00	169.61	382.80
01/07/2021	ETHEREUM Unlisted Security Disposal	-0.14	382.80	0.00	0.00
02/07/2021	ETHEREUM Unlisted Security Disposal	0.00	0.00	0.64	0.64
02/07/2021	ETHEREUM Unlisted Security Disposal	0.05	0.00	134.52	135.16

Date	Description	Quantity	Debits	Credits	Balance
02/07/2021	ETHEREUM Unlisted Security Disposal	0.32	0.00	866.22	1,001.38
02/07/2021	ETHEREUM Unlisted Security Disposal	3.35	0.00	8,999.26	10,000.64
02/07/2021	ETHEREUM Unlisted Security Disposal	-3.72	10,000.64	0.00	0.00
16/07/2021	ETHEREUM Unlisted Security Disposal	0.00	0.00	3.15	3.15
16/07/2021	ETHEREUM Unlisted Security Disposal	-0.00	3.15	0.00	0.00
17/07/2021	ETHEREUM Unlisted Security Disposal	0.00	0.00	8.79	8.79
17/07/2021	ETHEREUM Unlisted Security Disposal	-0.00	8.79	0.00	0.00
05/08/2021	ETHEREUM Unlisted Security Disposal	0.01	0.00	27.72	27.72
05/08/2021	ETHEREUM Unlisted Security Disposal	0.01	0.00	43.84	71.56
05/08/2021	ETHEREUM Unlisted Security Disposal	0.07	0.00	260.99	332.55
05/08/2021	ETHEREUM Unlisted Security Disposal	0.93	0.00	3,278.85	3,611.40
05/08/2021	ETHEREUM Unlisted Security Disposal	3.00	0.00	10,613.11	14,224.51
05/08/2021	ETHEREUM Unlisted Security Disposal	-4.02	14,224.51	0.00	0.00
15/08/2021	ETHEREUM Unlisted Security Disposal	0.01	0.00	45.48	45.48
15/08/2021	ETHEREUM Unlisted Security Disposal	-0.01	45.48	0.00	0.00
18/08/2021	ETHEREUM Unlisted Security Disposal	0.01	0.00	45.12	45.12
18/08/2021	ETHEREUM Unlisted Security Disposal	0.01	0.00	50.36	95.48
18/08/2021	ETHEREUM Unlisted Security Disposal	0.53	0.00	2,309.49	2,404.97
18/08/2021	ETHEREUM Unlisted Security Disposal	1.47	0.00	6,362.58	8,767.55
18/08/2021	ETHEREUM Unlisted Security Disposal	-2.02	8,767.55	0.00	0.00

Date	Description	Quantity	Debits	Credits	Balance
21/08/2021	ETHEREUM Unlisted Security Disposal	0.00	0.00	20.70	20.70
21/08/2021	ETHEREUM Unlisted Security Disposal	1.52	0.00	7,019.14	7,039.84
21/08/2021	ETHEREUM Unlisted Security Disposal	4.48	0.00	20,621.16	27,661.00
21/08/2021	ETHEREUM Unlisted Security Disposal	-6.00	27,661.00	0.00	0.00
28/08/2021	ETHEREUM Unlisted Security Disposal	0.00	0.00	15.96	15.96
28/08/2021	ETHEREUM Unlisted Security Disposal	0.00	0.00	20.23	36.19
28/08/2021	ETHEREUM Unlisted Security Disposal	0.01	0.00	23.35	59.54
28/08/2021	ETHEREUM Unlisted Security Disposal	0.03	0.00	149.63	209.17
28/08/2021	ETHEREUM Unlisted Security Disposal	0.07	0.00	319.51	528.68
28/08/2021	ETHEREUM Unlisted Security Disposal	1.15	0.00	5,098.86	5,627.54
28/08/2021	ETHEREUM Unlisted Security Disposal	1.78	0.00	7,932.90	13,560.44
28/08/2021	ETHEREUM Unlisted Security Disposal	3.00	0.00	13,323.55	26,883.99
28/08/2021	ETHEREUM Unlisted Security Disposal	-6.05	26,883.99	0.00	0.00
31/08/2021	ETHEREUM Unlisted Security Disposal	0.00	0.00	19.09	19.09
31/08/2021	ETHEREUM Unlisted Security Disposal	0.00	0.00	19.21	38.30
31/08/2021	ETHEREUM Unlisted Security Disposal	0.00	0.00	19.78	58.08
31/08/2021	ETHEREUM Unlisted Security Disposal	0.00	0.00	21.42	79.50
31/08/2021	ETHEREUM Unlisted Security Disposal	0.00	0.00	21.73	101.23
31/08/2021	ETHEREUM Unlisted Security Disposal	0.00	0.00	22.51	123.74
31/08/2021	ETHEREUM Unlisted Security Disposal	0.00	0.00	22.73	146.47

Date	Description	Quantity	Debits	Credits	Balance
31/08/2021	ETHEREUM Unlisted Security Disposal	0.01	0.00	23.76	170.23
31/08/2021	ETHEREUM Unlisted Security Disposal	0.01	0.00	28.10	198.33
31/08/2021	ETHEREUM Unlisted Security Disposal	-0.04	198.33	0.00	0.00
10/09/2021	ETHEREUM Unlisted Security Disposal	0.06	0.00	278.00	278.00
10/09/2021	ETHEREUM Unlisted Security Disposal	0.06	0.00	292.00	570.00
10/09/2021	ETHEREUM Unlisted Security Disposal	0.06	0.00	292.23	862.23
10/09/2021	ETHEREUM Unlisted Security Disposal	0.06	0.00	294.28	1,156.51
10/09/2021	ETHEREUM Unlisted Security Disposal	0.06	0.00	303.21	1,459.72
10/09/2021	ETHEREUM Unlisted Security Disposal	0.07	0.00	311.65	1,771.37
10/09/2021	ETHEREUM Unlisted Security Disposal	0.07	0.00	323.80	2,095.17
10/09/2021	ETHEREUM Unlisted Security Disposal	0.07	0.00	330.28	2,425.45
10/09/2021	ETHEREUM Unlisted Security Disposal	0.08	0.00	349.63	2,775.08
10/09/2021	ETHEREUM Unlisted Security Disposal	0.08	0.00	383.48	3,158.56
10/09/2021	ETHEREUM Unlisted Security Disposal	0.09	0.00	435.58	3,594.14
10/09/2021	ETHEREUM Unlisted Security Disposal	0.11	0.00	493.21	4,087.35
10/09/2021	ETHEREUM Unlisted Security Disposal	-0.88	4,087.35	0.00	0.00
25/09/2021	ETHEREUM Unlisted Security Disposal	0.00	0.00	4.64	4.64
25/09/2021	ETHEREUM Unlisted Security Disposal	0.01	0.00	22.75	27.39
25/09/2021	ETHEREUM Unlisted Security Disposal	0.01	0.00	26.66	54.05
25/09/2021	ETHEREUM Unlisted Security Disposal	0.01	0.00	35.54	89.59

Date	Description	Quantity	Debits	Credits	Balance
25/09/2021	ETHEREUM Unlisted Security Disposal	0.01	0.00	54.67	144.26
25/09/2021	ETHEREUM Unlisted Security Disposal	0.03	0.00	120.99	265.25
25/09/2021	ETHEREUM Unlisted Security Disposal	0.03	0.00	122.59	387.84
25/09/2021	ETHEREUM Unlisted Security Disposal	0.04	0.00	162.68	550.52
25/09/2021	ETHEREUM Unlisted Security Disposal	1.49	0.00	5,932.96	6,483.48
25/09/2021	ETHEREUM Unlisted Security Disposal	2.51	0.00	9,961.80	16,445.28
25/09/2021	ETHEREUM Unlisted Security Disposal	-4.14	16,445.28	0.00	0.00
28/09/2021	ETHEREUM Unlisted Security Disposal	0.65	0.00	2,603.01	2,603.01
28/09/2021	ETHEREUM Unlisted Security Disposal	1.08	0.00	4,339.87	6,942.88
28/09/2021	ETHEREUM Unlisted Security Disposal	-1.72	6,942.88	0.00	0.00
06/10/2021	ETHEREUM Unlisted Security Disposal	1.03	0.00	4,776.71	4,776.71
06/10/2021	ETHEREUM Unlisted Security Disposal	-1.03	4,776.71	0.00	0.00
12/10/2021	ETHEREUM Unlisted Security Disposal	0.01	0.00	27.98	27.98
12/10/2021	ETHEREUM Unlisted Security Disposal	0.03	0.00	132.46	160.44
12/10/2021	ETHEREUM Unlisted Security Disposal	-0.03	160.44	0.00	0.00
13/10/2021	ETHEREUM Unlisted Security Disposal	0.01	0.00	24.59	24.59
13/10/2021	ETHEREUM Unlisted Security Disposal	1.02	0.00	4,786.28	4,810.87
13/10/2021	ETHEREUM Unlisted Security Disposal	-1.02	4,810.87	0.00	0.00
15/10/2021	ETHEREUM Unlisted Security Disposal	0.03	0.00	137.69	137.69
15/10/2021	ETHEREUM Unlisted Security Disposal	0.04	0.00	180.95	318.64

Date	Description	Quantity	Debits	Credits	Balance
15/10/2021	ETHEREUM Unlisted Security Disposal	-0.06	318.64	0.00	0.00
16/10/2021	ETHEREUM Unlisted Security Disposal	0.00	0.00	12.46	12.46
16/10/2021	ETHEREUM Unlisted Security Disposal	0.02	0.00	97.91	110.37
16/10/2021	ETHEREUM Unlisted Security Disposal	0.02	0.00	98.61	208.98
16/10/2021	ETHEREUM Unlisted Security Disposal	-0.04	208.98	0.00	0.00
17/10/2021	ETHEREUM Unlisted Security Disposal	0.00	0.00	22.11	22.11
17/10/2021	ETHEREUM Unlisted Security Disposal	-0.00	22.11	0.00	0.00
18/10/2021	ETHEREUM Unlisted Security Disposal	0.00	0.00	14.54	14.54
18/10/2021	ETHEREUM Unlisted Security Disposal	0.00	0.00	22.68	37.22
18/10/2021	ETHEREUM Unlisted Security Disposal	0.01	0.00	41.68	78.90
18/10/2021	ETHEREUM Unlisted Security Disposal	0.01	0.00	52.31	131.21
18/10/2021	ETHEREUM Unlisted Security Disposal	0.10	0.00	506.92	638.13
18/10/2021	ETHEREUM Unlisted Security Disposal	0.77	0.00	3,859.70	4,497.83
18/10/2021	ETHEREUM Unlisted Security Disposal	1.02	0.00	5,266.37	9,764.20
18/10/2021	ETHEREUM Unlisted Security Disposal	1.25	0.00	6,287.29	16,051.49
18/10/2021	ETHEREUM Unlisted Security Disposal	-3.16	16,051.49	0.00	0.00
19/10/2021	ETHEREUM Unlisted Security Disposal	0.00	0.00	7.20	7.20
19/10/2021	ETHEREUM Unlisted Security Disposal	2.00	0.00	9,910.73	9,917.93
19/10/2021	ETHEREUM Unlisted Security Disposal	-2.00	9,917.93	0.00	0.00
20/10/2021	ETHEREUM Unlisted Security Disposal	0.11	0.00	587.02	587.02

Date	Description	Quantity	Debits	Credits	Balance
20/10/2021	ETHEREUM Unlisted Security Disposal	0.21	0.00	1,109.99	1,697.01
20/10/2021	ETHEREUM Unlisted Security Disposal	-0.33	1,697.01	0.00	0.00
23/10/2021	ETHEREUM Unlisted Security Disposal	0.12	0.00	671.64	671.64
23/10/2021	ETHEREUM Unlisted Security Disposal	-0.12	671.64	0.00	0.00
26/10/2021	ETHEREUM Unlisted Security Disposal	0.02	0.00	103.39	103.39
26/10/2021	ETHEREUM Unlisted Security Disposal	0.11	0.00	629.85	733.24
26/10/2021	ETHEREUM Unlisted Security Disposal	0.22	0.00	1,231.00	1,964.24
26/10/2021	ETHEREUM Unlisted Security Disposal	-0.35	1,964.24	0.00	0.00
28/10/2021	ETHEREUM Unlisted Security Disposal	0.14	0.00	749.95	749.95
28/10/2021	ETHEREUM Unlisted Security Disposal	-0.14	749.95	0.00	0.00
31/10/2021	ETHEREUM Unlisted Security Disposal	0.07	0.00	421.25	421.25
31/10/2021	ETHEREUM Unlisted Security Disposal	-0.07	421.25	0.00	0.00
15/11/2021	ETHEREUM Unlisted Security Disposal	0.00	0.00	29.55	29.55
15/11/2021	ETHEREUM Unlisted Security Disposal	-0.00	29.55	0.00	0.00
16/11/2021	ETHEREUM Unlisted Security Disposal	0.03	0.00	181.89	181.89
16/11/2021	ETHEREUM Unlisted Security Disposal	-0.03	181.89	0.00	0.00
17/11/2021	ETHEREUM Unlisted Security Disposal	0.00	0.00	16.19	16.19
17/11/2021	ETHEREUM Unlisted Security Disposal	-0.00	16.19	0.00	0.00
18/11/2021	ETHEREUM Unlisted Security Disposal	0.03	0.00	147.98	147.98
18/11/2021	ETHEREUM Unlisted Security Disposal	-0.03	147.98	0.00	0.00

Date	Description	Quantity	Debits	Credits	Balance
19/11/2021	ETHEREUM Unlisted Security Disposal	0.03	0.00	154.50	154.50
19/11/2021	ETHEREUM Unlisted Security Disposal	-0.03	154.50	0.00	0.00
03/12/2021	ETHEREUM Unlisted Security Disposal	0.02	0.00	129.34	129.34
03/12/2021	ETHEREUM Unlisted Security Disposal	0.06	0.00	403.11	532.45
03/12/2021	ETHEREUM Unlisted Security Disposal	0.12	0.00	765.07	1,297.52
03/12/2021	ETHEREUM Unlisted Security Disposal	0.14	0.00	879.50	2,177.02
03/12/2021	ETHEREUM Unlisted Security Disposal	0.16	0.00	1,017.41	3,194.43
03/12/2021	ETHEREUM Unlisted Security Disposal	0.95	0.00	6,153.06	9,347.49
03/12/2021	ETHEREUM Unlisted Security Disposal	-1.45	9,347.49	0.00	0.00
11/12/2021	ETHEREUM Unlisted Security Disposal	0.00	0.00	15.88	15.88
11/12/2021	ETHEREUM Unlisted Security Disposal	-0.00	15.88	0.00	0.00
17/12/2021	ETHEREUM Unlisted Security Disposal	0.02	0.00	116.44	116.44
17/12/2021	ETHEREUM Unlisted Security Disposal	0.02	0.00	134.53	250.97
17/12/2021	ETHEREUM Unlisted Security Disposal	-0.05	250.97	0.00	0.00
27/12/2021	ETHEREUM Unlisted Security Disposal	0.02	0.00	110.99	110.99
27/12/2021	ETHEREUM Unlisted Security Disposal	-0.02	110.99	0.00	0.00
30/12/2021	ETHEREUM Unlisted Security Disposal	0.60	0.00	3,126.05	3,126.05
30/12/2021	ETHEREUM Unlisted Security Disposal	0.93	0.00	4,818.55	7,944.60
30/12/2021	ETHEREUM Unlisted Security Disposal	1.52	0.00	7,883.41	15,828.01
30/12/2021	ETHEREUM Unlisted Security Disposal	-3.05	15,828.01	0.00	0.00



Date	Description	Quantity	Debits	Credits	Balance
03/01/2022	ETHEREUM Unlisted Security Disposal	0.02	0.00	84.61	84.61
03/01/2022	ETHEREUM Unlisted Security Disposal	0.02	0.00	102.77	187.38
03/01/2022	ETHEREUM Unlisted Security Disposal	-0.04	187.38	0.00	0.00
08/01/2022	ETHEREUM Unlisted Security Disposal	0.01	0.00	25.64	25.64
08/01/2022	ETHEREUM Unlisted Security Disposal	0.01	0.00	28.69	54.33
08/01/2022	ETHEREUM Unlisted Security Disposal	0.01	0.00	29.65	83.98
08/01/2022	ETHEREUM Unlisted Security Disposal	0.01	0.00	32.31	116.29
08/01/2022	ETHEREUM Unlisted Security Disposal	0.01	0.00	34.63	150.92
08/01/2022	ETHEREUM Unlisted Security Disposal	1.98	0.00	8,889.22	9,040.14
08/01/2022	ETHEREUM Unlisted Security Disposal	2.04	0.00	9,152.62	18,192.76
08/01/2022	ETHEREUM Unlisted Security Disposal	-4.05	18,192.76	0.00	0.00
11/01/2022	ETHEREUM Unlisted Security Disposal	0.02	0.00	106.33	106.33
11/01/2022	ETHEREUM Unlisted Security Disposal	3.00	0.00	13,040.28	13,146.61
11/01/2022	ETHEREUM Unlisted Security Disposal	-3.03	13,146.61	0.00	0.00
14/01/2022	ETHEREUM Unlisted Security Disposal	0.33	0.00	1,477.70	1,477.70
14/01/2022	ETHEREUM Unlisted Security Disposal	-0.33	1,477.70	0.00	0.00
31/01/2022	ETHEREUM Unlisted Security Disposal	0.01	0.00	32.63	32.63
31/01/2022	ETHEREUM Unlisted Security Disposal	0.01	0.00	40.58	73.21
31/01/2022	ETHEREUM Unlisted Security Disposal	0.01	0.00	47.44	120.65
31/01/2022	ETHEREUM Unlisted Security Disposal	0.02	0.00	64.86	185.51

Date	Description	Quantity	Debits	Credits	Balance
31/01/2022	ETHEREUM Unlisted Security Disposal	0.02	0.00	77.55	263.06
31/01/2022	ETHEREUM Unlisted Security Disposal	0.02	0.00	88.77	351.83
31/01/2022	ETHEREUM Unlisted Security Disposal	0.07	0.00	271.15	622.98
31/01/2022	ETHEREUM Unlisted Security Disposal	0.12	0.00	416.30	1,039.28
31/01/2022	ETHEREUM Unlisted Security Disposal	0.45	0.00	1,640.65	2,679.93
31/01/2022	ETHEREUM Unlisted Security Disposal	2.54	0.00	9,178.56	11,858.49
31/01/2022	ETHEREUM Unlisted Security Disposal	-3.28	11,858.49	0.00	0.00
04/02/2022	ETHEREUM Unlisted Security Disposal	0.34	0.00	1,294.22	1,294.22
04/02/2022	ETHEREUM Unlisted Security Disposal	-0.34	1,294.22	0.00	0.00
15/02/2022	ETHEREUM Unlisted Security Disposal	0.01	0.00	26.60	26.60
15/02/2022	ETHEREUM Unlisted Security Disposal	0.01	0.00	50.35	76.95
15/02/2022	ETHEREUM Unlisted Security Disposal	-0.02	76.95	0.00	0.00
16/02/2022	ETHEREUM Unlisted Security Disposal	0.01	0.00	23.86	23.86
16/02/2022	ETHEREUM Unlisted Security Disposal	0.03	0.00	129.87	153.73
16/02/2022	ETHEREUM Unlisted Security Disposal	3.20	0.00	14,166.69	14,320.42
16/02/2022	ETHEREUM Unlisted Security Disposal	-3.24	14,320.42	0.00	0.00
26/02/2022	ETHEREUM Unlisted Security Disposal	0.00	0.00	14.41	14.41
26/02/2022	ETHEREUM Unlisted Security Disposal	-0.00	14.41	0.00	0.00
05/03/2022	ETHEREUM Unlisted Security Disposal	0.01	0.00	30.97	30.97
05/03/2022	ETHEREUM Unlisted Security Disposal	0.05	0.00	188.90	219.87

Date	Description	Quantity	Debits	Credits	Balance
05/03/2022	ETHEREUM Unlisted Security Disposal	0.55	0.00	1,935.27	2,155.14
05/03/2022	ETHEREUM Unlisted Security Disposal	-0.61	2,155.14	0.00	0.00
07/03/2022	ETHEREUM Unlisted Security Disposal	0.01	0.00	20.47	20.47
07/03/2022	ETHEREUM Unlisted Security Disposal	0.01	0.00	32.78	53.25
07/03/2022	ETHEREUM Unlisted Security Disposal	0.10	0.00	361.81	415.06
07/03/2022	ETHEREUM Unlisted Security Disposal	0.53	0.00	1,812.56	2,227.62
07/03/2022	ETHEREUM Unlisted Security Disposal	0.66	0.00	2,242.14	4,469.76
07/03/2022	ETHEREUM Unlisted Security Disposal	0.82	0.00	2,789.30	7,259.06
07/03/2022	ETHEREUM Unlisted Security Disposal	-2.12	7,259.06	0.00	0.00
14/04/2022	ETHEREUM Unlisted Security Disposal	0.00	0.00	4.33	4.33
14/04/2022	ETHEREUM Unlisted Security Disposal	0.00	0.00	16.18	20.51
14/04/2022	ETHEREUM Unlisted Security Disposal	-0.00	20.51	0.00	0.00
04/05/2022	ETHEREUM Unlisted Security Disposal	0.00	0.00	5.97	5.97
04/05/2022	ETHEREUM Unlisted Security Disposal	0.00	0.00	6.62	12.59
04/05/2022	ETHEREUM Unlisted Security Disposal	0.00	0.00	7.36	19.95
04/05/2022	ETHEREUM Unlisted Security Disposal	0.00	0.00	7.42	27.37
04/05/2022	ETHEREUM Unlisted Security Disposal	0.00	0.00	8.52	35.89
04/05/2022	ETHEREUM Unlisted Security Disposal	0.00	0.00	10.92	46.81
04/05/2022	ETHEREUM Unlisted Security Disposal	0.01	0.00	27.76	74.57
04/05/2022	ETHEREUM Unlisted Security Disposal	0.01	0.00	34.07	108.64

Date	Description	Quantity	Debits	Credits	Balance
04/05/2022	ETHEREUM Unlisted Security Disposal	0.01	0.00	34.91	143.55
04/05/2022	ETHEREUM Unlisted Security Disposal	0.01	0.00	43.56	187.11
04/05/2022	ETHEREUM Unlisted Security Disposal	0.02	0.00	72.96	260.07
04/05/2022	ETHEREUM Unlisted Security Disposal	0.02	0.00	83.85	343.92
04/05/2022	ETHEREUM Unlisted Security Disposal	0.06	0.00	220.93	564.85
04/05/2022	ETHEREUM Unlisted Security Disposal	0.06	0.00	252.54	817.39
04/05/2022	ETHEREUM Unlisted Security Disposal	0.07	0.00	270.72	1,088.11
04/05/2022	ETHEREUM Unlisted Security Disposal	0.49	0.00	1,919.40	3,007.51
04/05/2022	ETHEREUM Unlisted Security Disposal	1.12	0.00	4,418.02	7,425.53
04/05/2022	ETHEREUM Unlisted Security Disposal	1.34	0.00	5,293.09	12,718.62
04/05/2022	ETHEREUM Unlisted Security Disposal	1.39	0.00	5,461.56	18,180.18
04/05/2022	ETHEREUM Unlisted Security Disposal	-4.62	18,180.18	0.00	0.00
06/05/2022	ETHEREUM Unlisted Security Disposal	0.01	0.00	26.03	26.03
06/05/2022	ETHEREUM Unlisted Security Disposal	0.01	0.00	30.51	56.54
06/05/2022	ETHEREUM Unlisted Security Disposal	0.01	0.00	36.59	93.13
06/05/2022	ETHEREUM Unlisted Security Disposal	0.01	0.00	38.09	131.22
06/05/2022	ETHEREUM Unlisted Security Disposal	0.01	0.00	47.15	178.37
06/05/2022	ETHEREUM Unlisted Security Disposal	0.01	0.00	55.16	233.53
06/05/2022	ETHEREUM Unlisted Security Disposal	0.02	0.00	90.92	324.45
06/05/2022	ETHEREUM Unlisted Security Disposal	0.03	0.00	98.55	423.00

Date	Description	Quantity	Debits	Credits	Balance
06/05/2022	ETHEREUM Unlisted Security Disposal	0.03	0.00	108.89	531.89
06/05/2022	ETHEREUM Unlisted Security Disposal	0.04	0.00	165.20	697.09
06/05/2022	ETHEREUM Unlisted Security Disposal	0.04	0.00	169.66	866.75
06/05/2022	ETHEREUM Unlisted Security Disposal	0.04	0.00	169.90	1,036.65
06/05/2022	ETHEREUM Unlisted Security Disposal	0.04	0.00	171.47	1,208.12
06/05/2022	ETHEREUM Unlisted Security Disposal	0.05	0.00	181.82	1,389.94
06/05/2022	ETHEREUM Unlisted Security Disposal	0.05	0.00	187.19	1,577.13
06/05/2022	ETHEREUM Unlisted Security Disposal	0.06	0.00	216.87	1,794.00
06/05/2022	ETHEREUM Unlisted Security Disposal	0.06	0.00	233.42	2,027.42
06/05/2022	ETHEREUM Unlisted Security Disposal	0.07	0.00	249.76	2,277.18
06/05/2022	ETHEREUM Unlisted Security Disposal	1.05	0.00	4,023.29	6,300.47
06/05/2022	ETHEREUM Unlisted Security Disposal	1.27	0.00	4,888.92	11,189.39
06/05/2022	ETHEREUM Unlisted Security Disposal	1.78	0.00	6,845.20	18,034.59
06/05/2022	ETHEREUM Unlisted Security Disposal	-4.69	18,034.59	0.00	0.00
10/05/2022	ETHEREUM Unlisted Security Disposal	0.16	0.00	572.44	572.44
10/05/2022	ETHEREUM Unlisted Security Disposal	0.23	0.00	802.78	1,375.22
10/05/2022	ETHEREUM Unlisted Security Disposal	0.37	0.00	1,265.26	2,640.48
10/05/2022	ETHEREUM Unlisted Security Disposal	0.77	0.00	2,653.98	5,294.46
10/05/2022	ETHEREUM Unlisted Security Disposal	3.74	0.00	13,119.75	18,414.21
10/05/2022	ETHEREUM Unlisted Security Disposal	-5.28	18,414.21	0.00	0.00

Date	Description	Quantity	Debits	Credits	Balance
11/05/2022	ETHEREUM Unlisted Security Disposal	0.02	0.00	72.00	72.00
11/05/2022	ETHEREUM Unlisted Security Disposal	0.03	0.00	99.17	171.17
11/05/2022	ETHEREUM Unlisted Security Disposal	0.11	0.00	357.19	528.36
11/05/2022	ETHEREUM Unlisted Security Disposal	-0.16	528.36	0.00	0.00
12/05/2022	ETHEREUM Unlisted Security Disposal	0.01	0.00	17.11	17.11
12/05/2022	ETHEREUM Unlisted Security Disposal	0.01	0.00	18.30	35.41
12/05/2022	ETHEREUM Unlisted Security Disposal	0.01	0.00	34.79	70.20
12/05/2022	ETHEREUM Unlisted Security Disposal	0.01	0.00	37.73	107.93
12/05/2022	ETHEREUM Unlisted Security Disposal	0.01	0.00	38.82	146.75
12/05/2022	ETHEREUM Unlisted Security Disposal	0.01	0.00	45.05	191.80
12/05/2022	ETHEREUM Unlisted Security Disposal	0.02	0.00	51.44	243.24
12/05/2022	ETHEREUM Unlisted Security Disposal	0.02	0.00	52.13	295.37
12/05/2022	ETHEREUM Unlisted Security Disposal	0.02	0.00	56.80	352.17
12/05/2022	ETHEREUM Unlisted Security Disposal	0.03	0.00	101.14	453.31
12/05/2022	ETHEREUM Unlisted Security Disposal	0.04	0.00	124.01	577.32
12/05/2022	ETHEREUM Unlisted Security Disposal	0.05	0.00	162.27	739.59
12/05/2022	ETHEREUM Unlisted Security Disposal	0.06	0.00	198.98	938.57
12/05/2022	ETHEREUM Unlisted Security Disposal	0.08	0.00	244.53	1,183.10
12/05/2022	ETHEREUM Unlisted Security Disposal	0.08	0.00	261.03	1,444.13
12/05/2022	ETHEREUM Unlisted Security Disposal	0.09	0.00	270.26	1,714.39

Date	Description	Quantity	Debits	Credits	Balance
12/05/2022	ETHEREUM Unlisted Security Disposal	0.09	0.00	271.00	1,985.39
12/05/2022	ETHEREUM Unlisted Security Disposal	0.09	0.00	292.10	2,277.49
12/05/2022	ETHEREUM Unlisted Security Disposal	0.45	0.00	1,386.67	3,664.16
12/05/2022	ETHEREUM Unlisted Security Disposal	0.80	0.00	2,450.21	6,114.37
12/05/2022	ETHEREUM Unlisted Security Disposal	0.95	0.00	2,930.67	9,045.04
12/05/2022	ETHEREUM Unlisted Security Disposal	2.75	0.00	8,465.74	17,510.78
12/05/2022	ETHEREUM Unlisted Security Disposal	-5.69	17,510.78	0.00	0.00
15/06/2022	ETHEREUM Unlisted Security Disposal	0.00	0.00	4.66	4.66
15/06/2022	ETHEREUM Unlisted Security Disposal	0.00	0.00	5.06	9.72
15/06/2022	ETHEREUM Unlisted Security Disposal	0.00	0.00	5.18	14.90
15/06/2022	ETHEREUM Unlisted Security Disposal	0.00	0.00	6.40	21.30
15/06/2022	ETHEREUM Unlisted Security Disposal	0.01	0.00	18.39	39.69
15/06/2022	ETHEREUM Unlisted Security Disposal	0.02	0.00	26.78	66.47
15/06/2022	ETHEREUM Unlisted Security Disposal	0.40	0.00	631.82	698.29
15/06/2022	ETHEREUM Unlisted Security Disposal	2.61	0.00	4,173.89	4,872.18
15/06/2022	ETHEREUM Unlisted Security Disposal	-3.05	4,872.18	0.00	0.00
18/06/2022	ETHEREUM Unlisted Security Disposal	0.01	0.00	8.58	8.58
18/06/2022	ETHEREUM Unlisted Security Disposal	-0.01	8.58	0.00	0.00
19/06/2022	ETHEREUM Unlisted Security Disposal	0.00	0.00	2.73	2.73
19/06/2022	ETHEREUM Unlisted Security Disposal	-0.00	2.73	0.00	0.00

Date	Description	Quantity	Debits	Credits	Balance
20/06/2022	ETHEREUM Unlisted Security Disposal	0.00	0.00	2.64	2.64
20/06/2022	ETHEREUM Unlisted Security Disposal	-0.00	2.64	0.00	0.00
21/06/2022	ETHEREUM Unlisted Security Disposal	0.00	0.00	2.42	2.42
21/06/2022	ETHEREUM Unlisted Security Disposal	-0.00	2.42	0.00	0.00
24/06/2022	ETHEREUM Unlisted Security Disposal	0.00	0.00	1.98	1.98
24/06/2022	ETHEREUM Unlisted Security Disposal	-0.00	1.98	0.00	0.00
30/06/2022	Closing Balance	0.00	0.00	0.00	0.00
<b>Investment Gains / Disposal Suspense / Other Assets / FTX Token</b>					
01/07/2021	Opening Balance	0.00	0.00	0.00	0.00
17/07/2021	S FTT	4.67	0.00	143.99	143.99
17/07/2021	S FTT	-4.67	143.99	0.00	0.00
30/06/2022	Closing Balance	0.00	0.00	0.00	0.00
<b>Investment Gains / Disposal Suspense / Other Assets / Funtastic Limited</b>					
01/07/2021	Opening Balance	0.00	0.00	0.00	0.00
30/06/2022	Non Cash Disposal	1.00	0.00	0.00	0.00
30/06/2022	Non Cash Disposal	-1.00	0.00	0.00	0.00
30/06/2022	Closing Balance	0.00	0.00	0.00	0.00
<b>Investment Gains / Disposal Suspense / Other Assets / FUNToken</b>					
01/07/2021	Opening Balance	0.00	0.00	0.00	0.00
06/10/2021	FUN.COIN Unlisted Security Disposal	18,859.00	0.00	304.09	304.09



Date	Description	Quantity	Debits	Credits	Balance
06/10/2021	FUN.COIN Unlisted Security Disposal	19,076.00	0.00	307.59	611.68
06/10/2021	FUN.COIN Unlisted Security Disposal	199,479.00	0.00	3,216.49	3,828.17
06/10/2021	FUN.COIN Unlisted Security Disposal	-237,414.00	3,828.17	0.00	0.00
20/10/2021	FUN.COIN Unlisted Security Disposal	12,588.00	0.00	202.97	202.97
20/10/2021	FUN.COIN Unlisted Security Disposal	-12,588.00	202.97	0.00	0.00
30/06/2022	Closing Balance	0.00	0.00	0.00	0.00
<b>Investment Gains / Disposal Suspense / Other Assets / Hedera</b>					
01/07/2021	Opening Balance	0.00	0.00	0.00	0.00
17/07/2021	S HBAR	1,003.00	0.00	254.27	254.27
17/07/2021	S HBAR	-1,003.00	254.27	0.00	0.00
30/06/2022	Closing Balance	0.00	0.00	0.00	0.00
<b>Investment Gains / Disposal Suspense / Other Assets / HEX</b>					
01/07/2021	Opening Balance	0.00	0.00	0.00	0.00
01/07/2021	HEX Unlisted Security Disposal	186.40	0.00	19.44	19.44
01/07/2021	HEX Unlisted Security Disposal	1,598.65	0.00	166.74	186.18
01/07/2021	HEX Unlisted Security Disposal	2,281.74	0.00	230.97	417.15
01/07/2021	HEX Unlisted Security Disposal	6,944.48	0.00	724.30	1,141.45
01/07/2021	HEX Unlisted Security Disposal	7,065.76	0.00	736.95	1,878.40
01/07/2021	HEX Unlisted Security Disposal	7,271.34	0.00	758.39	2,636.79
01/07/2021	HEX Unlisted Security Disposal	7,553.32	0.00	764.58	3,401.37

Date	Description	Quantity	Debits	Credits	Balance
01/07/2021	HEX Unlisted Security Disposal	7,393.52	0.00	771.13	4,172.50
01/07/2021	HEX Unlisted Security Disposal	7,895.98	0.00	799.26	4,971.76
01/07/2021	HEX Unlisted Security Disposal	8,085.25	0.00	818.42	5,790.18
01/07/2021	HEX Unlisted Security Disposal	7,961.00	0.00	830.32	6,620.50
01/07/2021	HEX Unlisted Security Disposal	8,086.75	0.00	843.44	7,463.94
01/07/2021	HEX Unlisted Security Disposal	8,169.85	0.00	852.10	8,316.04
01/07/2021	HEX Unlisted Security Disposal	14,909.43	0.00	1,509.19	9,825.23
01/07/2021	HEX Unlisted Security Disposal	79,274.28	0.00	8,024.46	17,849.69
01/07/2021	HEX Unlisted Security Disposal	145,322.25	0.00	15,156.91	33,006.60
01/07/2021	HEX Unlisted Security Disposal	-320,000.00	33,006.60	0.00	0.00
16/07/2021	HEX Unlisted Security Disposal	1,000.00	0.00	232.42	232.42
16/07/2021	HEX Unlisted Security Disposal	-1,000.00	232.42	0.00	0.00
17/07/2021	HEX Unlisted Security Disposal	3,917.70	0.00	877.48	877.48
17/07/2021	HEX Unlisted Security Disposal	6,082.30	0.00	1,362.30	2,239.78
17/07/2021	HEX Unlisted Security Disposal	-10,000.00	2,239.78	0.00	0.00
05/08/2021	HEX Unlisted Security Disposal	3,336.39	0.00	668.32	668.32
05/08/2021	HEX Unlisted Security Disposal	76,663.61	0.00	15,356.71	16,025.03
05/08/2021	HEX Unlisted Security Disposal	-80,000.00	16,025.03	0.00	0.00
15/08/2021	HEX Unlisted Security Disposal	100,000.00	0.00	21,503.10	21,503.10
15/08/2021	HEX Unlisted Security Disposal	-100,000.00	21,503.10	0.00	0.00

Date	Description	Quantity	Debits	Credits	Balance
18/08/2021	HEX Unlisted Security Disposal	30,000.00	0.00	7,101.06	7,101.06
18/08/2021	HEX Unlisted Security Disposal	30,000.00	0.00	7,500.76	14,601.82
18/08/2021	HEX Unlisted Security Disposal	-60,000.00	14,601.82	0.00	0.00
28/08/2021	HEX Unlisted Security Disposal	466.16	0.00	139.93	139.93
28/08/2021	HEX Unlisted Security Disposal	1,000.00	0.00	312.38	452.31
28/08/2021	HEX Unlisted Security Disposal	1,000.00	0.00	312.38	764.69
28/08/2021	HEX Unlisted Security Disposal	100,000.00	0.00	29,389.04	30,153.73
28/08/2021	HEX Unlisted Security Disposal	99,533.84	0.00	29,877.56	60,031.29
28/08/2021	HEX Unlisted Security Disposal	-202,000.00	60,031.29	0.00	0.00
31/08/2021	HEX Unlisted Security Disposal	10,000.00	0.00	3,348.55	3,348.55
31/08/2021	HEX Unlisted Security Disposal	10,000.00	0.00	3,348.55	6,697.10
31/08/2021	HEX Unlisted Security Disposal	10,000.00	0.00	3,419.64	10,116.74
31/08/2021	HEX Unlisted Security Disposal	10,000.00	0.00	3,419.64	13,536.38
31/08/2021	HEX Unlisted Security Disposal	10,000.00	0.00	3,419.64	16,956.02
31/08/2021	HEX Unlisted Security Disposal	10,000.00	0.00	3,419.64	20,375.66
31/08/2021	HEX Unlisted Security Disposal	10,000.00	0.00	3,419.64	23,795.30
31/08/2021	HEX Unlisted Security Disposal	10,000.00	0.00	3,419.64	27,214.94
31/08/2021	HEX Unlisted Security Disposal	10,000.00	0.00	3,419.64	30,634.58
31/08/2021	HEX Unlisted Security Disposal	-90,000.00	30,634.58	0.00	0.00
25/09/2021	HEX Unlisted Security Disposal	378.80	0.00	245.97	245.97

Date	Description	Quantity	Debits	Credits	Balance
25/09/2021	HEX Unlisted Security Disposal	781.58	0.00	501.18	747.15
25/09/2021	HEX Unlisted Security Disposal	3,764.08	0.00	2,444.20	3,191.35
25/09/2021	HEX Unlisted Security Disposal	4,336.82	0.00	2,816.69	6,008.04
25/09/2021	HEX Unlisted Security Disposal	4,638.08	0.00	2,982.81	8,990.85
25/09/2021	HEX Unlisted Security Disposal	7,437.32	0.00	4,783.04	13,773.89
25/09/2021	HEX Unlisted Security Disposal	7,456.99	0.00	4,843.19	18,617.08
25/09/2021	HEX Unlisted Security Disposal	7,924.59	0.00	5,096.41	23,713.49
25/09/2021	HEX Unlisted Security Disposal	7,871.31	0.00	5,111.24	28,824.73
25/09/2021	HEX Unlisted Security Disposal	7,985.81	0.00	5,185.59	34,010.32
25/09/2021	HEX Unlisted Security Disposal	8,272.52	0.00	5,304.65	39,314.97
25/09/2021	HEX Unlisted Security Disposal	8,206.20	0.00	5,329.78	44,644.75
25/09/2021	HEX Unlisted Security Disposal	10,945.91	0.00	7,018.94	51,663.69
25/09/2021	HEX Unlisted Security Disposal	-80,000.00	51,663.69	0.00	0.00
13/10/2021	HEX Unlisted Security Disposal	2,942.12	0.00	1,487.31	1,487.31
13/10/2021	HEX Unlisted Security Disposal	7,057.88	0.00	3,567.93	5,055.24
13/10/2021	HEX Unlisted Security Disposal	-10,000.00	5,055.24	0.00	0.00
18/10/2021	HEX Unlisted Security Disposal	1,403.12	0.00	511.64	511.64
18/10/2021	HEX Unlisted Security Disposal	7,652.42	0.00	2,790.40	3,302.04
18/10/2021	HEX Unlisted Security Disposal	7,781.74	0.00	2,837.55	6,139.59
18/10/2021	HEX Unlisted Security Disposal	8,120.34	0.00	2,961.02	9,100.61

Date	Description	Quantity	Debits	Credits	Balance
18/10/2021	HEX Unlisted Security Disposal	8,195.10	0.00	2,988.28	12,088.89
18/10/2021	HEX Unlisted Security Disposal	8,223.09	0.00	2,998.49	15,087.38
18/10/2021	HEX Unlisted Security Disposal	8,624.19	0.00	3,144.75	18,232.13
18/10/2021	HEX Unlisted Security Disposal	-50,000.00	18,232.13	0.00	0.00
27/12/2021	HEX Unlisted Security Disposal	3,777.16	0.00	1,511.71	1,511.71
27/12/2021	HEX Unlisted Security Disposal	12,357.12	0.00	4,945.63	6,457.34
27/12/2021	HEX Unlisted Security Disposal	13,312.56	0.00	5,328.01	11,785.35
27/12/2021	HEX Unlisted Security Disposal	20,553.16	0.00	8,225.88	20,011.23
27/12/2021	HEX Unlisted Security Disposal	-50,000.00	20,011.23	0.00	0.00
03/01/2022	HEX Unlisted Security Disposal	8,588.27	0.00	2,567.78	2,567.78
03/01/2022	HEX Unlisted Security Disposal	91,411.73	0.00	27,330.87	29,898.65
03/01/2022	HEX Unlisted Security Disposal	-100,000.00	29,898.65	0.00	0.00
08/01/2022	HEX Unlisted Security Disposal	2,510.84	0.00	780.46	780.46
08/01/2022	HEX Unlisted Security Disposal	6,350.28	0.00	1,973.90	2,754.36
08/01/2022	HEX Unlisted Security Disposal	13,649.72	0.00	4,242.85	6,997.21
08/01/2022	HEX Unlisted Security Disposal	17,489.16	0.00	5,436.29	12,433.50
08/01/2022	HEX Unlisted Security Disposal	20,000.00	0.00	6,216.75	18,650.25
08/01/2022	HEX Unlisted Security Disposal	20,000.00	0.00	6,216.75	24,867.00
08/01/2022	HEX Unlisted Security Disposal	20,000.00	0.00	6,216.75	31,083.75
08/01/2022	HEX Unlisted Security Disposal	-100,000.00	31,083.75	0.00	0.00

Date	Description	Quantity	Debits	Credits	Balance
11/01/2022	HEX Unlisted Security Disposal	34,209.37	0.00	11,023.13	11,023.13
11/01/2022	HEX Unlisted Security Disposal	-34,209.37	11,023.13	0.00	0.00
31/01/2022	HEX Unlisted Security Disposal	3,908.07	0.00	970.32	970.32
31/01/2022	HEX Unlisted Security Disposal	6,693.76	0.00	1,661.97	2,632.29
31/01/2022	HEX Unlisted Security Disposal	9,923.10	0.00	2,463.78	5,096.07
31/01/2022	HEX Unlisted Security Disposal	18,675.54	0.00	4,636.90	9,732.97
31/01/2022	HEX Unlisted Security Disposal	20,799.53	0.00	5,164.26	14,897.23
31/01/2022	HEX Unlisted Security Disposal	-60,000.00	14,897.23	0.00	0.00
05/03/2022	HEX Unlisted Security Disposal	1,250.78	0.00	192.20	192.20
05/03/2022	HEX Unlisted Security Disposal	3,381.38	0.00	519.61	711.81
05/03/2022	HEX Unlisted Security Disposal	-4,632.16	711.81	0.00	0.00
07/03/2022	HEX Unlisted Security Disposal	7,176.75	0.00	1,095.88	1,095.88
07/03/2022	HEX Unlisted Security Disposal	10,493.49	0.00	1,612.51	2,708.39
07/03/2022	HEX Unlisted Security Disposal	17,000.00	0.00	2,595.88	5,304.27
07/03/2022	HEX Unlisted Security Disposal	19,823.25	0.00	3,026.98	8,331.25
07/03/2022	HEX Unlisted Security Disposal	-54,493.49	8,331.25	0.00	0.00
04/05/2022	HEX Unlisted Security Disposal	3,313.35	0.00	848.73	848.73
04/05/2022	HEX Unlisted Security Disposal	18,069.06	0.00	4,614.80	5,463.53
04/05/2022	HEX Unlisted Security Disposal	19,942.96	0.00	5,108.46	10,571.99
04/05/2022	HEX Unlisted Security Disposal	-41,325.37	10,571.99	0.00	0.00

Date	Description	Quantity	Debits	Credits	Balance
06/05/2022	HEX Unlisted Security Disposal	5,808.36	0.00	1,422.41	1,422.41
06/05/2022	HEX Unlisted Security Disposal	5,914.45	0.00	1,448.40	2,870.81
06/05/2022	HEX Unlisted Security Disposal	6,021.28	0.00	1,474.82	4,345.63
06/05/2022	HEX Unlisted Security Disposal	6,065.62	0.00	1,485.41	5,831.04
06/05/2022	HEX Unlisted Security Disposal	6,129.10	0.00	1,501.23	7,332.27
06/05/2022	HEX Unlisted Security Disposal	6,197.72	0.00	1,518.32	8,850.59
06/05/2022	HEX Unlisted Security Disposal	6,237.52	0.00	1,527.23	10,377.82
06/05/2022	HEX Unlisted Security Disposal	6,523.57	0.00	1,598.15	11,975.97
06/05/2022	HEX Unlisted Security Disposal	6,856.26	0.00	1,679.65	13,655.62
06/05/2022	HEX Unlisted Security Disposal	7,968.85	0.00	1,951.50	15,607.12
06/05/2022	HEX Unlisted Security Disposal	8,364.24	0.00	2,049.08	17,656.20
06/05/2022	HEX Unlisted Security Disposal	-72,086.97	17,656.20	0.00	0.00
12/05/2022	HEX Unlisted Security Disposal	6,283.85	0.00	1,234.55	1,234.55
12/05/2022	HEX Unlisted Security Disposal	6,381.53	0.00	1,254.31	2,488.86
12/05/2022	HEX Unlisted Security Disposal	6,492.04	0.00	1,276.03	3,764.89
12/05/2022	HEX Unlisted Security Disposal	6,611.74	0.00	1,299.56	5,064.45
12/05/2022	HEX Unlisted Security Disposal	6,724.54	0.00	1,322.52	6,386.97
12/05/2022	HEX Unlisted Security Disposal	6,828.62	0.00	1,342.05	7,729.02
12/05/2022	HEX Unlisted Security Disposal	6,943.02	0.00	1,365.49	9,094.51
12/05/2022	HEX Unlisted Security Disposal	7,058.02	0.00	1,386.67	10,481.18

Date	Description	Quantity	Debits	Credits	Balance
12/05/2022	HEX Unlisted Security Disposal	19,758.83	0.00	3,881.89	14,363.07
12/05/2022	HEX Unlisted Security Disposal	20,723.44	0.00	4,071.40	18,434.47
12/05/2022	HEX Unlisted Security Disposal	-93,805.63	18,434.47	0.00	0.00
15/06/2022	HEX Unlisted Security Disposal	2,964.88	0.00	145.25	145.25
15/06/2022	HEX Unlisted Security Disposal	7,035.12	0.00	344.64	489.89
15/06/2022	HEX Unlisted Security Disposal	10,000.00	0.00	489.89	979.78
15/06/2022	HEX Unlisted Security Disposal	10,000.00	0.00	489.89	1,469.67
15/06/2022	HEX Unlisted Security Disposal	-30,000.00	1,469.67	0.00	0.00
18/06/2022	HEX Unlisted Security Disposal	2,475.22	0.00	115.89	115.89
18/06/2022	HEX Unlisted Security Disposal	7,524.78	0.00	352.31	468.20
18/06/2022	HEX Unlisted Security Disposal	10,000.00	0.00	468.20	936.40
18/06/2022	HEX Unlisted Security Disposal	10,000.00	0.00	468.20	1,404.60
18/06/2022	HEX Unlisted Security Disposal	-30,000.00	1,404.60	0.00	0.00
30/06/2022	Closing Balance	0.00	0.00	0.00	0.00

**Investment Gains / Disposal Suspense / Other Assets / Hina Inu**

01/07/2021	Opening Balance	0.00	0.00	0.00	0.00
17/10/2021	Non Cash Disposal	19,600,000,000,000.00	0.00	0.00	0.00
17/10/2021	Non Cash Disposal	-19,600,000,000,000.00	0.00	0.00	0.00
18/10/2021	Non Cash Disposal	41,221,313,803,097.80	0.00	0.00	0.00
18/10/2021	Non Cash Disposal	-41,221,313,803,097.80	0.00	0.00	0.00



Date	Description	Quantity	Debits	Credits	Balance
26/10/2021	Non Cash Disposal	5,091,773,030,517.62	0.00	0.00	0.00
26/10/2021	Non Cash Disposal	-5,091,773,030,517.62	0.00	0.00	0.00
30/06/2022	Closing Balance	0.00	0.00	0.00	0.00
<b>Investment Gains / Disposal Suspense / Other Assets / INUYASHA</b>					
01/07/2021	Opening Balance	0.00	0.00	0.00	0.00
16/02/2022	INUYASHA Unlisted Security Disposal	190,761.74	0.00	72.91	72.91
16/02/2022	INUYASHA Unlisted Security Disposal	2,866,620.94	0.00	1,095.65	1,168.56
16/02/2022	INUYASHA Unlisted Security Disposal	28,389,014.32	0.00	10,850.60	12,019.16
16/02/2022	INUYASHA Unlisted Security Disposal	-31,446,397.00	12,019.16	0.00	0.00
30/06/2022	Closing Balance	0.00	0.00	0.00	0.00
<b>Investment Gains / Disposal Suspense / Other Assets / IOST</b>					
01/07/2021	Opening Balance	0.00	0.00	0.00	0.00
17/07/2021	S IOST	1,722.00	0.00	41.64	41.64
17/07/2021	S IOST	-1,722.00	41.64	0.00	0.00
30/06/2022	Closing Balance	0.00	0.00	0.00	0.00
<b>Investment Gains / Disposal Suspense / Other Assets / IOTEX</b>					
01/07/2021	Opening Balance	0.00	0.00	0.00	0.00
17/07/2021	S IOTX	1,577.00	0.00	37.49	37.49
17/07/2021	S IOTX	-1,577.00	37.49	0.00	0.00
30/06/2022	Closing Balance	0.00	0.00	0.00	0.00

Date	Description	Quantity	Debits	Credits	Balance
<b>Investment Gains / Disposal Suspense / Other Assets / Kuma Inu</b>					
01/07/2021	Opening Balance	0.00	0.00	0.00	0.00
12/10/2021	KUMA Unlisted Security Disposal	11,000,000,000.00	0.00	6,723.87	6,723.87
12/10/2021	KUMA Unlisted Security Disposal	-11,000,000,000.00	6,723.87	0.00	0.00
15/10/2021	KUMA Unlisted Security Disposal	100,000,000.00	0.00	44.65	44.65
15/10/2021	KUMA Unlisted Security Disposal	10,000,000,000.00	0.00	4,464.95	4,509.60
15/10/2021	KUMA Unlisted Security Disposal	-10,100,000,000.00	4,509.60	0.00	0.00
16/10/2021	KUMA Unlisted Security Disposal	5,000,000,000.00	0.00	1,415.64	1,415.64
16/10/2021	KUMA Unlisted Security Disposal	10,000,000,000.00	0.00	2,862.33	4,277.97
16/10/2021	KUMA Unlisted Security Disposal	-15,000,000,000.00	4,277.97	0.00	0.00
15/02/2022	KUMA Unlisted Security Disposal	9,467,829,767.00	0.00	2,377.33	2,377.33
15/02/2022	KUMA Unlisted Security Disposal	-9,467,829,767.00	2,377.33	0.00	0.00
30/06/2022	Closing Balance	0.00	0.00	0.00	0.00
<b>Investment Gains / Disposal Suspense / Other Assets / Power Ledger</b>					
01/07/2021	Opening Balance	0.00	0.00	0.00	0.00
17/07/2021	S POWR	562.00	0.00	123.97	123.97
17/07/2021	S POWR	-562.00	123.97	0.00	0.00
30/06/2022	Closing Balance	0.00	0.00	0.00	0.00
<b>Investment Gains / Disposal Suspense / Other Assets / QuarkChain</b>					
01/07/2021	Opening Balance	0.00	0.00	0.00	0.00

Date	Description	Quantity	Debits	Credits	Balance
17/07/2021	S QKC	1,930.00	0.00	36.27	36.27
17/07/2021	S QKC	17,492.00	0.00	328.74	365.01
17/07/2021	S QKC	-19,422.00	365.01	0.00	0.00
30/06/2022	Closing Balance	0.00	0.00	0.00	0.00
<b>Investment Gains / Disposal Suspense / Other Assets / Request</b>					
01/07/2021	Opening Balance	0.00	0.00	0.00	0.00
17/07/2021	S REQ	1,517.00	0.00	95.03	95.03
17/07/2021	S REQ	-1,517.00	95.03	0.00	0.00
30/06/2022	Closing Balance	0.00	0.00	0.00	0.00
<b>Investment Gains / Disposal Suspense / Other Assets / SafeMoon Inu</b>					
01/07/2021	Opening Balance	0.00	0.00	0.00	0.00
04/05/2022	S SMI	5,441,412.80	0.00	48.24	48.24
04/05/2022	S SMI	-5,441,412.80	48.24	0.00	0.00
30/06/2022	Closing Balance	0.00	0.00	0.00	0.00
<b>Investment Gains / Disposal Suspense / Other Assets / SHIBCOIN</b>					
01/07/2021	Opening Balance	0.00	0.00	0.00	0.00
04/05/2022	SHIB Unlisted Security Disposal	9,844,859.50	0.00	285.46	285.46
04/05/2022	SHIB Unlisted Security Disposal	11,897,864.89	0.00	344.99	630.45
04/05/2022	SHIB Unlisted Security Disposal	19,809,990.90	0.00	574.41	1,204.86
04/05/2022	SHIB Unlisted Security Disposal	41,228,943.67	0.00	1,195.48	2,400.34

Date	Description	Quantity	Debits	Credits	Balance
04/05/2022	SHIB Unlisted Security Disposal	-82,781,658.96	2,400.34	0.00	0.00
30/06/2022	Closing Balance	0.00	0.00	0.00	0.00
<b>Investment Gains / Disposal Suspense / Other Assets / Siacoin</b>					
01/07/2021	Opening Balance	0.00	0.00	0.00	0.00
17/07/2021	S SC	1,900.00	0.00	26.95	26.95
17/07/2021	S SC	-1,900.00	26.95	0.00	0.00
30/06/2022	Closing Balance	0.00	0.00	0.00	0.00
<b>Investment Gains / Disposal Suspense / Other Assets / StormX</b>					
01/07/2021	Opening Balance	0.00	0.00	0.00	0.00
17/07/2021	S STMX	2,156.00	0.00	44.92	44.92
17/07/2021	S STMX	-2,156.00	44.92	0.00	0.00
30/06/2022	Closing Balance	0.00	0.00	0.00	0.00
<b>Investment Gains / Disposal Suspense / Other Assets / The Sandbox</b>					
01/07/2021	Opening Balance	0.00	0.00	0.00	0.00
14/04/2022	S SAND	74.73	0.00	280.00	280.00
14/04/2022	S SAND	-74.73	280.00	0.00	0.00
30/06/2022	Closing Balance	0.00	0.00	0.00	0.00
<b>Investment Gains / Disposal Suspense / Other Assets / Theta Coin</b>					
01/07/2021	Opening Balance	0.00	0.00	0.00	0.00
10/05/2022	THETA Unlisted Security Disposal	203.30	0.00	552.94	552.94

Date	Description	Quantity	Debits	Credits	Balance
10/05/2022	THETA Unlisted Security Disposal	408.00	0.00	1,109.70	1,662.64
10/05/2022	THETA Unlisted Security Disposal	1,388.70	0.00	3,777.05	5,439.69
10/05/2022	THETA Unlisted Security Disposal	-2,000.00	5,439.69	0.00	0.00
30/06/2022	Closing Balance	0.00	0.00	0.00	0.00
<b>Investment Gains / Disposal Suspense / Other Assets / Tron</b>					
01/07/2021	Opening Balance	0.00	0.00	0.00	0.00
10/05/2022	S TRX	11,074.00	0.00	1,276.34	1,276.34
10/05/2022	S TRX	-11,074.00	1,276.34	0.00	0.00
30/06/2022	Closing Balance	0.00	0.00	0.00	0.00
<b>Investment Gains / Disposal Suspense / Other Assets / USDT (Tether)</b>					
01/07/2021	Opening Balance	0.00	0.00	0.00	0.00
04/05/2022	USDT1 Unlisted Security Disposal	924.58	0.00	1,301.83	1,301.83
04/05/2022	USDT1 Unlisted Security Disposal	-924.58	1,301.83	0.00	0.00
15/06/2022	USDT1 Unlisted Security Disposal	100.00	0.00	145.03	145.03
15/06/2022	USDT1 Unlisted Security Disposal	1,000.00	0.00	1,450.32	1,595.35
15/06/2022	USDT1 Unlisted Security Disposal	-1,100.00	1,595.35	0.00	0.00
18/06/2022	USDT1 Unlisted Security Disposal	1,000.00	0.00	1,445.33	1,445.33
18/06/2022	USDT1 Unlisted Security Disposal	-1,000.00	1,445.33	0.00	0.00
24/06/2022	USDT1 Unlisted Security Disposal	200.00	0.00	289.93	289.93
24/06/2022	USDT1 Unlisted Security Disposal	-200.00	289.93	0.00	0.00

Date	Description	Quantity	Debits	Credits	Balance
30/06/2022	Closing Balance	0.00	0.00	0.00	0.00
<b>Investment Gains / Disposal Suspense / Other Assets / Verge</b>					
01/07/2021	Opening Balance	0.00	0.00	0.00	0.00
17/07/2021	S XVG	2,394.00	0.00	58.96	58.96
17/07/2021	S XVG	-2,394.00	58.96	0.00	0.00
30/06/2022	Closing Balance	0.00	0.00	0.00	0.00
<b>Investment Gains / Disposal Suspense / Other Assets / XLM Stellar</b>					
01/07/2021	Opening Balance	0.00	0.00	0.00	0.00
17/07/2021	S XLM	1,137.00	0.00	356.88	356.88
17/07/2021	S XLM	-1,137.00	356.88	0.00	0.00
30/06/2022	Closing Balance	0.00	0.00	0.00	0.00
<b>Investment Gains / Disposal Suspense / Other Assets / XRP</b>					
01/07/2021	Opening Balance	0.00	0.00	0.00	0.00
10/05/2022	S XRP	2,631.00	0.00	1,971.27	1,971.27
10/05/2022	S XRP	-2,631.00	1,971.27	0.00	0.00
30/06/2022	Closing Balance	0.00	0.00	0.00	0.00
<b>Investment Gains / Disposal Suspense / Other Assets / YASHA</b>					
01/07/2021	Opening Balance	0.00	0.00	0.00	0.00
04/05/2022	S YASHA	31,446,397.00	0.00	4,422.71	4,422.71
04/05/2022	S YASHA	-31,446,397.00	4,422.71	0.00	0.00

Date	Description	Quantity	Debits	Credits	Balance
30/06/2022	Closing Balance	0.00	0.00	0.00	0.00
<b>Investment Gains / Disposal Suspense / Shares in Listed Companies - Foreign / Emerald Health Therapeutics</b>					
01/07/2021	Opening Balance	0.00	0.00	0.00	0.00
01/07/2021	UNLIST/TBD Code Change	499.00	0.00	4,339.39	4,339.39
01/07/2021	UNLIST/TBD Code Change	-499.00	4,339.39	0.00	0.00
30/06/2022	Closing Balance	0.00	0.00	0.00	0.00
<b>Investment Income / Interest / Cash At Bank / CBA Bank Account</b>					
01/07/2021	Opening Balance	0.00	0.00	0.00	0.00
01/08/2021	Credit Interest	0.00	0.00	0.02	0.02
01/11/2021	Credit Interest	0.00	0.00	0.02	0.04
30/06/2022	Closing Balance	0.00	0.00	0.00	0.04
<b>Member Payments / Insurance Premiums / Mr Michael King / Accumulation</b>					
01/07/2021	Opening Balance	0.00	0.00	0.00	0.00
15/07/2021	Direct Debit 523294 NEOS LIFE 111603075/4904596	0.00	349.76	0.00	349.76
16/08/2021	Direct Debit 523294 NEOS LIFE 111603075/5245859	0.00	349.76	0.00	699.52
15/09/2021	Direct Debit 523294 NEOS LIFE 111603075/5609531	0.00	349.76	0.00	1,049.28
15/10/2021	Direct Debit 523294 NEOS LIFE 111603075/5985053	0.00	349.76	0.00	1,399.04
15/11/2021	Direct Debit 523294 NEOS LIFE 111603075/6377558	0.00	349.76	0.00	1,748.80

Date	Description	Quantity	Debits	Credits	Balance
15/12/2021	Direct Debit 523294 NEOS LIFE 111603075/6788912	0.00	349.76	0.00	2,098.56
17/01/2022	Direct Debit 523294 NEOS LIFE 111603075/7202255	0.00	349.76	0.00	2,448.32
15/02/2022	Direct Debit 523294 NEOS LIFE 111603075/7623960	0.00	349.76	0.00	2,798.08
15/03/2022	Direct Debit 523294 NEOS LIFE 111603075/8065126	0.00	349.76	0.00	3,147.84
19/04/2022	Direct Debit 523294 NEOS LIFE 111603075/8508282	0.00	441.28	0.00	3,589.12
16/05/2022	Direct Debit 523294 NEOS LIFE 111603075/8950315	0.00	441.28	0.00	4,030.40
15/06/2022	Direct Debit 523294 NEOS LIFE 111603075/9404890	0.00	441.28	0.00	4,471.68
30/06/2022	Closing Balance	0.00	0.00	0.00	4,471.68
01/07/2021	Opening Balance	0.00	0.00	0.00	0.00
15/07/2021	Direct Debit 523294 NEOS LIFE 111603075/4904596	0.00	0.00	349.76	349.76
15/07/2021	Insurance Premium Paid	0.00	349.76	0.00	0.00
16/08/2021	Direct Debit 523294 NEOS LIFE 111603075/5245859	0.00	0.00	349.76	349.76
16/08/2021	Insurance Premium Paid	0.00	349.76	0.00	0.00
15/09/2021	Direct Debit 523294 NEOS LIFE 111603075/5609531	0.00	0.00	349.76	349.76
15/09/2021	Insurance Premium Paid	0.00	349.76	0.00	0.00
15/10/2021	Direct Debit 523294 NEOS LIFE 111603075/5985053	0.00	0.00	349.76	349.76



Date	Description	Quantity	Debits	Credits	Balance
15/10/2021	Insurance Premium Paid	0.00	349.76	0.00	0.00
15/11/2021	Direct Debit 523294 NEOS LIFE 111603075/6377558	0.00	0.00	349.76	349.76
15/11/2021	Insurance Premium Paid	0.00	349.76	0.00	0.00
15/12/2021	Direct Debit 523294 NEOS LIFE 111603075/6788912	0.00	0.00	349.76	349.76
15/12/2021	Insurance Premium Paid	0.00	349.76	0.00	0.00
17/01/2022	Direct Debit 523294 NEOS LIFE 111603075/7202255	0.00	0.00	349.76	349.76
17/01/2022	Insurance Premium Paid	0.00	349.76	0.00	0.00
15/02/2022	Direct Debit 523294 NEOS LIFE 111603075/7623960	0.00	0.00	349.76	349.76
15/02/2022	Insurance Premium Paid	0.00	349.76	0.00	0.00
15/03/2022	Direct Debit 523294 NEOS LIFE 111603075/8065126	0.00	0.00	349.76	349.76
15/03/2022	Insurance Premium Paid	0.00	349.76	0.00	0.00
19/04/2022	Direct Debit 523294 NEOS LIFE 111603075/8508282	0.00	0.00	441.28	441.28
19/04/2022	Insurance Premium Paid	0.00	441.28	0.00	0.00
16/05/2022	Direct Debit 523294 NEOS LIFE 111603075/8950315	0.00	0.00	441.28	441.28
16/05/2022	Insurance Premium Paid	0.00	441.28	0.00	0.00
15/06/2022	Direct Debit 523294 NEOS LIFE 111603075/9404890	0.00	0.00	441.28	441.28
15/06/2022	Insurance Premium Paid	0.00	441.28	0.00	0.00

Date	Description	Quantity	Debits	Credits	Balance
30/06/2022	Closing Balance	0.00	0.00	0.00	0.00
<b>Member Payments / Insurance Premiums / Mrs Muh-Ling Chang / Accumulation</b>					
01/07/2021	Opening Balance	0.00	0.00	0.00	0.00
15/03/2022	Direct Debit 002631 BT Life Insuranc Y0889241 062-227	0.00	4,586.44	0.00	4,586.44
30/06/2022	Closing Balance	0.00	0.00	0.00	4,586.44
01/07/2021	Opening Balance	0.00	0.00	0.00	0.00
15/03/2022	Direct Debit 002631 BT Life Insuranc Y0889241 062-227	0.00	0.00	4,586.44	4,586.44
15/03/2022	Insurance Premium Paid	0.00	4,586.44	0.00	0.00
30/06/2022	Closing Balance	0.00	0.00	0.00	0.00
<b>Other Expenses / Bank Fees / Cash At Bank / CBA Bank Account</b>					
01/07/2021	Opening Balance	0.00	0.00	0.00	0.00
15/03/2022	Unpaid Payment Fee	0.00	5.00	0.00	5.00
19/04/2022	Unpaid Payment Fee	0.00	5.00	0.00	10.00
30/06/2022	Closing Balance	0.00	0.00	0.00	10.00
<b>Other Expenses / General Expenses / Other Assets / Ethereum</b>					
01/07/2021	Opening Balance	0.00	0.00	0.00	0.00
30/06/2022	Cryptotrading Fee	0.00	2,816.09	0.00	2,816.09
30/06/2022	Closing Balance	0.00	0.00	0.00	2,816.09
<b>Investment Losses / Realised Capital Losses / Other Assets / BitShares</b>					

Date	Description	Quantity	Debits	Credits	Balance
01/07/2021	Opening Balance	0.00	0.00	0.00	0.00
17/07/2021	S BTS	0.00	48.27	0.00	48.27
30/06/2022	Closing Balance	0.00	0.00	0.00	48.27
<b>Investment Losses / Realised Capital Losses / Other Assets / Cardano</b>					
01/07/2021	Opening Balance	0.00	0.00	0.00	0.00
10/05/2022	S ADA	0.00	156.39	0.00	156.39
30/06/2022	Closing Balance	0.00	0.00	0.00	156.39
<b>Investment Losses / Realised Capital Losses / Other Assets / Celer Network</b>					
01/07/2021	Opening Balance	0.00	0.00	0.00	0.00
17/07/2021	S CELR	0.00	53.68	0.00	53.68
30/06/2022	Closing Balance	0.00	0.00	0.00	53.68
<b>Investment Losses / Realised Capital Losses / Other Assets / DigiByte</b>					
01/07/2021	Opening Balance	0.00	0.00	0.00	0.00
17/07/2021	S DGB	0.00	96.75	0.00	96.75
30/06/2022	Closing Balance	0.00	0.00	0.00	96.75
<b>Investment Losses / Realised Capital Losses / Other Assets / Dogey Inu</b>					
01/07/2021	Opening Balance	0.00	0.00	0.00	0.00
16/11/2021	S DINU	0.00	0.00	7,008.53	7,008.53
15/02/2022	S DINU	0.00	0.00	1,489.33	8,497.86
30/06/2022	Closing Balance	0.00	0.00	0.00	8,497.86

Date	Description	Quantity	Debits	Credits	Balance
<b>Investment Losses / Realised Capital Losses / Other Assets / Ethereum</b>					
01/07/2021	Opening Balance	0.00	0.00	0.00	0.00
01/07/2021	ETHEREUM Unlisted Security Disposal	0.00	0.00	336.84	336.84
02/07/2021	ETHEREUM Unlisted Security Disposal	0.00	0.00	286.19	623.03
16/07/2021	ETHEREUM Unlisted Security Disposal	0.00	0.36	0.00	622.67
17/07/2021	ETHEREUM Unlisted Security Disposal	0.00	0.78	0.00	621.89
05/08/2021	ETHEREUM Unlisted Security Disposal	0.00	0.00	722.84	1,344.73
15/08/2021	ETHEREUM Unlisted Security Disposal	0.00	0.00	8.10	1,352.83
18/08/2021	ETHEREUM Unlisted Security Disposal	0.00	0.00	1,225.79	2,578.62
21/08/2021	ETHEREUM Unlisted Security Disposal	0.00	0.00	1,975.00	4,553.62
28/08/2021	ETHEREUM Unlisted Security Disposal	0.00	0.00	71.73	4,625.35
31/08/2021	ETHEREUM Unlisted Security Disposal	0.00	0.00	5.10	4,630.45
10/09/2021	ETHEREUM Unlisted Security Disposal	0.00	0.00	165.76	4,796.21
25/09/2021	ETHEREUM Unlisted Security Disposal	0.00	747.35	0.00	4,048.86
28/09/2021	ETHEREUM Unlisted Security Disposal	0.00	0.00	112.39	4,161.25
06/10/2021	ETHEREUM Unlisted Security Disposal	0.00	0.00	687.68	4,848.93
12/10/2021	ETHEREUM Unlisted Security Disposal	0.00	0.00	27.82	4,876.75
13/10/2021	ETHEREUM Unlisted Security Disposal	0.00	0.00	759.98	5,636.73
15/10/2021	ETHEREUM Unlisted Security Disposal	0.00	0.00	71.87	5,708.60
16/10/2021	ETHEREUM Unlisted Security Disposal	0.00	0.00	35.28	5,743.88

Date	Description	Quantity	Debits	Credits	Balance
17/10/2021	ETHEREUM Unlisted Security Disposal	0.00	0.00	1.13	5,745.01
18/10/2021	ETHEREUM Unlisted Security Disposal	0.00	0.00	317.60	6,062.61
19/10/2021	ETHEREUM Unlisted Security Disposal	0.00	170.56	0.00	5,892.05
20/10/2021	ETHEREUM Unlisted Security Disposal	0.00	0.00	54.25	5,946.30
23/10/2021	ETHEREUM Unlisted Security Disposal	0.00	0.00	82.03	6,028.33
26/10/2021	ETHEREUM Unlisted Security Disposal	0.00	0.00	204.90	6,233.23
28/10/2021	ETHEREUM Unlisted Security Disposal	0.00	0.00	39.37	6,272.60
31/10/2021	ETHEREUM Unlisted Security Disposal	0.00	0.00	50.71	6,323.31
15/11/2021	ETHEREUM Unlisted Security Disposal	0.00	0.00	6.41	6,329.72
16/11/2021	ETHEREUM Unlisted Security Disposal	0.00	0.00	26.24	6,355.96
17/11/2021	ETHEREUM Unlisted Security Disposal	0.00	0.00	2.33	6,358.29
18/11/2021	ETHEREUM Unlisted Security Disposal	0.00	0.00	21.36	6,379.65
19/11/2021	ETHEREUM Unlisted Security Disposal	0.00	0.00	20.09	6,399.74
03/12/2021	ETHEREUM Unlisted Security Disposal	0.00	0.00	1,810.61	8,210.35
11/12/2021	ETHEREUM Unlisted Security Disposal	0.00	1.31	0.00	8,209.04
17/12/2021	ETHEREUM Unlisted Security Disposal	0.00	24.26	0.00	8,184.78
27/12/2021	ETHEREUM Unlisted Security Disposal	0.00	6.22	0.00	8,178.56
30/12/2021	ETHEREUM Unlisted Security Disposal	0.00	2,017.58	0.00	6,160.98
03/01/2022	ETHEREUM Unlisted Security Disposal	0.00	18.20	0.00	6,142.78
08/01/2022	ETHEREUM Unlisted Security Disposal	0.00	3,957.02	0.00	2,185.76

Date	Description	Quantity	Debits	Credits	Balance
11/01/2022	ETHEREUM Unlisted Security Disposal	0.00	2,733.29	0.00	547.53
14/01/2022	ETHEREUM Unlisted Security Disposal	0.00	244.04	0.00	791.57
31/01/2022	ETHEREUM Unlisted Security Disposal	0.00	2,427.91	0.00	3,219.48
04/02/2022	ETHEREUM Unlisted Security Disposal	0.00	0.00	47.63	3,171.85
15/02/2022	ETHEREUM Unlisted Security Disposal	0.00	0.00	12.89	3,158.96
16/02/2022	ETHEREUM Unlisted Security Disposal	0.00	0.00	2,576.80	582.16
26/02/2022	ETHEREUM Unlisted Security Disposal	0.00	0.00	0.71	581.45
05/03/2022	ETHEREUM Unlisted Security Disposal	0.00	472.07	0.00	1,053.52
07/03/2022	ETHEREUM Unlisted Security Disposal	0.00	1,034.23	0.00	2,087.75
14/04/2022	ETHEREUM Unlisted Security Disposal	0.00	0.00	3.43	2,084.32
04/05/2022	ETHEREUM Unlisted Security Disposal	0.00	0.00	505.50	1,578.82
06/05/2022	ETHEREUM Unlisted Security Disposal	0.00	385.61	0.00	1,964.43
10/05/2022	ETHEREUM Unlisted Security Disposal	0.00	844.09	0.00	2,808.52
11/05/2022	ETHEREUM Unlisted Security Disposal	0.00	32.37	0.00	2,840.89
12/05/2022	ETHEREUM Unlisted Security Disposal	0.00	227.96	0.00	3,068.85
15/06/2022	ETHEREUM Unlisted Security Disposal	0.00	685.55	0.00	3,754.40
18/06/2022	ETHEREUM Unlisted Security Disposal	0.00	0.38	0.00	3,754.78
19/06/2022	ETHEREUM Unlisted Security Disposal	0.00	0.13	0.00	3,754.91
20/06/2022	ETHEREUM Unlisted Security Disposal	0.00	0.12	0.00	3,755.03
21/06/2022	ETHEREUM Unlisted Security Disposal	0.00	0.10	0.00	3,755.13

Date	Description	Quantity	Debits	Credits	Balance
24/06/2022	ETHEREUM Unlisted Security Disposal	0.00	0.00	0.03	3,755.10
30/06/2022	Closing Balance	0.00	0.00	0.00	3,755.10
<b>Investment Losses / Realised Capital Losses / Other Assets / FTX Token</b>					
01/07/2021	Opening Balance	0.00	0.00	0.00	0.00
17/07/2021	S FTT	0.00	108.26	0.00	108.26
30/06/2022	Closing Balance	0.00	0.00	0.00	108.26
<b>Investment Losses / Realised Capital Losses / Other Assets / Funtastic Limited</b>					
01/07/2021	Opening Balance	0.00	0.00	0.00	0.00
30/06/2022	Non Cash Disposal	0.00	22,784.48	0.00	22,784.48
30/06/2022	Closing Balance	0.00	0.00	0.00	22,784.48
<b>Investment Losses / Realised Capital Losses / Other Assets / FUNToken</b>					
01/07/2021	Opening Balance	0.00	0.00	0.00	0.00
06/10/2021	FUN.COIN Unlisted Security Disposal	0.00	0.00	1,375.48	1,375.48
20/10/2021	FUN.COIN Unlisted Security Disposal	0.00	60.28	0.00	1,315.20
30/06/2022	Closing Balance	0.00	0.00	0.00	1,315.20
<b>Investment Losses / Realised Capital Losses / Other Assets / Hedera</b>					
01/07/2021	Opening Balance	0.00	0.00	0.00	0.00
17/07/2021	S HBAR	0.00	250.23	0.00	250.23
30/06/2022	Closing Balance	0.00	0.00	0.00	250.23
<b>Investment Losses / Realised Capital Losses / Other Assets / HEX</b>					

Date	Description	Quantity	Debits	Credits	Balance
01/07/2021	Opening Balance	0.00	0.00	0.00	0.00
01/07/2021	HEX Unlisted Security Disposal	0.00	0.00	898.85	898.85
16/07/2021	HEX Unlisted Security Disposal	0.00	0.00	158.73	1,057.58
17/07/2021	HEX Unlisted Security Disposal	0.00	0.00	1,502.84	2,560.42
05/08/2021	HEX Unlisted Security Disposal	0.00	48.85	0.00	2,511.57
15/08/2021	HEX Unlisted Security Disposal	0.00	0.00	857.04	3,368.61
18/08/2021	HEX Unlisted Security Disposal	0.00	0.00	2,214.19	5,582.80
28/08/2021	HEX Unlisted Security Disposal	0.00	0.00	13,244.39	18,827.19
31/08/2021	HEX Unlisted Security Disposal	0.00	0.00	7,589.53	26,416.72
25/09/2021	HEX Unlisted Security Disposal	0.00	0.00	4,255.28	30,672.00
13/10/2021	HEX Unlisted Security Disposal	0.00	1,404.28	0.00	29,267.72
18/10/2021	HEX Unlisted Security Disposal	0.00	13,703.50	0.00	15,564.22
27/12/2021	HEX Unlisted Security Disposal	0.00	0.00	1,570.89	17,135.11
03/01/2022	HEX Unlisted Security Disposal	0.00	4,211.08	0.00	12,924.03
08/01/2022	HEX Unlisted Security Disposal	0.00	3,839.44	0.00	9,084.59
11/01/2022	HEX Unlisted Security Disposal	0.00	0.00	141.65	9,226.24
31/01/2022	HEX Unlisted Security Disposal	0.00	129.93	0.00	9,096.31
05/03/2022	HEX Unlisted Security Disposal	0.00	455.62	0.00	8,640.69
07/03/2022	HEX Unlisted Security Disposal	0.00	3,384.78	0.00	5,255.91
04/05/2022	HEX Unlisted Security Disposal	0.00	0.00	619.74	5,875.65



Date	Description	Quantity	Debits	Credits	Balance
06/05/2022	HEX Unlisted Security Disposal	0.00	396.51	0.00	5,479.14
12/05/2022	HEX Unlisted Security Disposal	0.00	1,350.61	0.00	4,128.53
15/06/2022	HEX Unlisted Security Disposal	0.00	476.29	0.00	3,652.24
18/06/2022	HEX Unlisted Security Disposal	0.00	40.56	0.00	3,611.68
30/06/2022	Closing Balance	0.00	0.00	0.00	3,611.68
<b>Investment Losses / Realised Capital Losses / Other Assets / Hina Inu</b>					
01/07/2021	Opening Balance	0.00	0.00	0.00	0.00
17/10/2021	Non Cash Disposal	0.00	4,397.54	0.00	4,397.54
18/10/2021	Non Cash Disposal	0.00	5,113.24	0.00	9,510.78
26/10/2021	Non Cash Disposal	0.00	3,153.90	0.00	12,664.68
30/06/2022	Closing Balance	0.00	0.00	0.00	12,664.68
<b>Investment Losses / Realised Capital Losses / Other Assets / INUYASHA</b>					
01/07/2021	Opening Balance	0.00	0.00	0.00	0.00
16/02/2022	INUYASHA Unlisted Security Disposal	0.00	0.00	6,206.64	6,206.64
30/06/2022	Closing Balance	0.00	0.00	0.00	6,206.64
<b>Investment Losses / Realised Capital Losses / Other Assets / IOST</b>					
01/07/2021	Opening Balance	0.00	0.00	0.00	0.00
17/07/2021	S IOST	0.00	58.44	0.00	58.44
30/06/2022	Closing Balance	0.00	0.00	0.00	58.44
<b>Investment Losses / Realised Capital Losses / Other Assets / IOTEX</b>					

Date	Description	Quantity	Debits	Credits	Balance
01/07/2021	Opening Balance	0.00	0.00	0.00	0.00
17/07/2021	S IOTX	0.00	62.59	0.00	62.59
30/06/2022	Closing Balance	0.00	0.00	0.00	62.59
<b>Investment Losses / Realised Capital Losses / Other Assets / Kuma Inu</b>					
01/07/2021	Opening Balance	0.00	0.00	0.00	0.00
12/10/2021	KUMA Unlisted Security Disposal	0.00	0.00	5,570.78	5,570.78
15/10/2021	KUMA Unlisted Security Disposal	0.00	0.00	3,450.86	9,021.64
16/10/2021	KUMA Unlisted Security Disposal	0.00	0.00	2,705.58	11,727.22
15/02/2022	KUMA Unlisted Security Disposal	0.00	0.00	1,384.85	13,112.07
30/06/2022	Closing Balance	0.00	0.00	0.00	13,112.07
<b>Investment Losses / Realised Capital Losses / Other Assets / Power Ledger</b>					
01/07/2021	Opening Balance	0.00	0.00	0.00	0.00
17/07/2021	S POWR	0.00	128.28	0.00	128.28
30/06/2022	Closing Balance	0.00	0.00	0.00	128.28
<b>Investment Losses / Realised Capital Losses / Other Assets / QuarkChain</b>					
01/07/2021	Opening Balance	0.00	0.00	0.00	0.00
17/07/2021	S QKC	0.00	708.70	0.00	708.70
30/06/2022	Closing Balance	0.00	0.00	0.00	708.70
<b>Investment Losses / Realised Capital Losses / Other Assets / Request</b>					
01/07/2021	Opening Balance	0.00	0.00	0.00	0.00

Date	Description	Quantity	Debits	Credits	Balance
17/07/2021	S REQ	0.00	157.22	0.00	157.22
30/06/2022	Closing Balance	0.00	0.00	0.00	157.22
<b>Investment Losses / Realised Capital Losses / Other Assets / SafeMoon Inu</b>					
01/07/2021	Opening Balance	0.00	0.00	0.00	0.00
04/05/2022	S SMI	0.00	701.71	0.00	701.71
30/06/2022	Closing Balance	0.00	0.00	0.00	701.71
<b>Investment Losses / Realised Capital Losses / Other Assets / SHIBCOIN</b>					
01/07/2021	Opening Balance	0.00	0.00	0.00	0.00
04/05/2022	SHIB Unlisted Security Disposal	0.00	2,551.66	0.00	2,551.66
30/06/2022	Closing Balance	0.00	0.00	0.00	2,551.66
<b>Investment Losses / Realised Capital Losses / Other Assets / Siacoin</b>					
01/07/2021	Opening Balance	0.00	0.00	0.00	0.00
17/07/2021	S SC	0.00	23.09	0.00	23.09
30/06/2022	Closing Balance	0.00	0.00	0.00	23.09
<b>Investment Losses / Realised Capital Losses / Other Assets / StormX</b>					
01/07/2021	Opening Balance	0.00	0.00	0.00	0.00
17/07/2021	S STMX	0.00	55.16	0.00	55.16
30/06/2022	Closing Balance	0.00	0.00	0.00	55.16
<b>Investment Losses / Realised Capital Losses / Other Assets / The Sandbox</b>					
01/07/2021	Opening Balance	0.00	0.00	0.00	0.00

Date	Description	Quantity	Debits	Credits	Balance
14/04/2022	S SAND	0.00	391.64	0.00	391.64
30/06/2022	Closing Balance	0.00	0.00	0.00	391.64
<b>Investment Losses / Realised Capital Losses / Other Assets / Theta Coin</b>					
01/07/2021	Opening Balance	0.00	0.00	0.00	0.00
10/05/2022	THETA Unlisted Security Disposal	0.00	0.00	3,499.18	3,499.18
30/06/2022	Closing Balance	0.00	0.00	0.00	3,499.18
<b>Investment Losses / Realised Capital Losses / Other Assets / Tron</b>					
01/07/2021	Opening Balance	0.00	0.00	0.00	0.00
10/05/2022	S TRX	0.00	0.00	772.84	772.84
30/06/2022	Closing Balance	0.00	0.00	0.00	772.84
<b>Investment Losses / Realised Capital Losses / Other Assets / USDT (Tether)</b>					
01/07/2021	Opening Balance	0.00	0.00	0.00	0.00
04/05/2022	USDT1 Unlisted Security Disposal	0.00	0.00	7.61	7.61
18/06/2022	USDT1 Unlisted Security Disposal	0.00	4.99	0.00	2.62
24/06/2022	USDT1 Unlisted Security Disposal	0.00	0.13	0.00	2.49
30/06/2022	Closing Balance	0.00	0.00	0.00	2.49
<b>Investment Losses / Realised Capital Losses / Other Assets / Verge</b>					
01/07/2021	Opening Balance	0.00	0.00	0.00	0.00
17/07/2021	S XVG	0.00	41.12	0.00	41.12
30/06/2022	Closing Balance	0.00	0.00	0.00	41.12

Date	Description	Quantity	Debits	Credits	Balance
<b>Investment Losses / Realised Capital Losses / Other Assets / XLM Stellar</b>					
01/07/2021	Opening Balance	0.00	0.00	0.00	0.00
17/07/2021	S XLM	0.00	146.62	0.00	146.62
30/06/2022	Closing Balance	0.00	0.00	0.00	146.62
<b>Investment Losses / Realised Capital Losses / Other Assets / XRP</b>					
01/07/2021	Opening Balance	0.00	0.00	0.00	0.00
10/05/2022	S XRP	0.00	0.00	1,097.47	1,097.47
30/06/2022	Closing Balance	0.00	0.00	0.00	1,097.47
<b>Investment Losses / Realised Capital Losses / Other Assets / YASHA</b>					
01/07/2021	Opening Balance	0.00	0.00	0.00	0.00
04/05/2022	S YASHA	0.00	7,726.33	0.00	7,726.33
30/06/2022	Closing Balance	0.00	0.00	0.00	7,726.33
<b>Investment Losses / Realised Capital Losses / Sundry Assets / Cryptocurrency Wallet</b>					
01/07/2021	Opening Balance	0.00	0.00	0.00	0.00
30/06/2022	Realised gain	0.00	0.00	8,817.17	8,817.17
30/06/2022	Closing Balance	0.00	0.00	0.00	8,817.17
<b>Investment Losses / Decrease in Market Value / Other Assets / Bitcoin</b>					
01/07/2021	Opening Balance	0.00	0.00	0.00	0.00
30/06/2022	Market Value Adjustment	0.00	2.98	0.00	2.98
30/06/2022	Closing Balance	0.00	0.00	0.00	2.98

Date	Description	Quantity	Debits	Credits	Balance
<b>Investment Losses / Decrease in Market Value / Other Assets / BitShares</b>					
01/07/2021	Opening Balance	0.00	0.00	0.00	0.00
30/06/2022	Market Value Adjustment	0.00	0.00	38.97	38.97
30/06/2022	Closing Balance	0.00	0.00	0.00	38.97
<b>Investment Losses / Decrease in Market Value / Other Assets / Cardano</b>					
01/07/2021	Opening Balance	0.00	0.00	0.00	0.00
30/06/2022	Market Value Adjustment	0.00	127.80	0.00	127.80
30/06/2022	Closing Balance	0.00	0.00	0.00	127.80
<b>Investment Losses / Decrease in Market Value / Other Assets / Celer Network</b>					
01/07/2021	Opening Balance	0.00	0.00	0.00	0.00
30/06/2022	Market Value Adjustment	0.00	0.00	42.48	42.48
30/06/2022	Closing Balance	0.00	0.00	0.00	42.48
<b>Investment Losses / Decrease in Market Value / Other Assets / DEXTools</b>					
01/07/2021	Opening Balance	0.00	0.00	0.00	0.00
30/06/2022	Market Value Adjustment	0.00	806.67	0.00	806.67
30/06/2022	Closing Balance	0.00	0.00	0.00	806.67
<b>Investment Losses / Decrease in Market Value / Other Assets / DigiByte</b>					
01/07/2021	Opening Balance	0.00	0.00	0.00	0.00
30/06/2022	Market Value Adjustment	0.00	0.00	60.89	60.89
30/06/2022	Closing Balance	0.00	0.00	0.00	60.89

Date	Description	Quantity	Debits	Credits	Balance
<b>Investment Losses / Decrease in Market Value / Other Assets / Dogelon Mars</b>					
01/07/2021	Opening Balance	0.00	0.00	0.00	0.00
30/06/2022	Market Value Adjustment	0.00	377.64	0.00	377.64
30/06/2022	Closing Balance	0.00	0.00	0.00	377.64
<b>Investment Losses / Decrease in Market Value / Other Assets / Ethereum</b>					
01/07/2021	Opening Balance	0.00	0.00	0.00	0.00
30/06/2022	Market Value Adjustment	0.00	1,174.16	0.00	1,174.16
30/06/2022	Closing Balance	0.00	0.00	0.00	1,174.16
<b>Investment Losses / Decrease in Market Value / Other Assets / FTX Token</b>					
01/07/2021	Opening Balance	0.00	0.00	0.00	0.00
30/06/2022	Market Value Adjustment	0.00	0.00	85.13	85.13
30/06/2022	Closing Balance	0.00	0.00	0.00	85.13
<b>Investment Losses / Decrease in Market Value / Other Assets / FUNToken</b>					
01/07/2021	Opening Balance	0.00	0.00	0.00	0.00
30/06/2022	Market Value Adjustment	0.00	2,984.09	0.00	2,984.09
30/06/2022	Closing Balance	0.00	0.00	0.00	2,984.09
<b>Investment Losses / Decrease in Market Value / Other Assets / Hedera</b>					
01/07/2021	Opening Balance	0.00	0.00	0.00	0.00
30/06/2022	Market Value Adjustment	0.00	0.00	258.87	258.87
30/06/2022	Closing Balance	0.00	0.00	0.00	258.87

Date	Description	Quantity	Debits	Credits	Balance
<b>Investment Losses / Decrease in Market Value / Other Assets / HEX</b>					
01/07/2021	Opening Balance	0.00	0.00	0.00	0.00
30/06/2022	Market Value Adjustment	0.00	0.00	13.46	13.46
30/06/2022	Closing Balance	0.00	0.00	0.00	13.46
<b>Investment Losses / Decrease in Market Value / Other Assets / IOST</b>					
01/07/2021	Opening Balance	0.00	0.00	0.00	0.00
30/06/2022	Market Value Adjustment	0.00	0.00	51.00	51.00
30/06/2022	Closing Balance	0.00	0.00	0.00	51.00
<b>Investment Losses / Decrease in Market Value / Other Assets / IOTEX</b>					
01/07/2021	Opening Balance	0.00	0.00	0.00	0.00
30/06/2022	Market Value Adjustment	0.00	0.00	59.55	59.55
30/06/2022	Closing Balance	0.00	0.00	0.00	59.55
<b>Investment Losses / Decrease in Market Value / Other Assets / Power Ledger</b>					
01/07/2021	Opening Balance	0.00	0.00	0.00	0.00
30/06/2022	Market Value Adjustment	0.00	0.00	121.25	121.25
30/06/2022	Closing Balance	0.00	0.00	0.00	121.25
<b>Investment Losses / Decrease in Market Value / Other Assets / QuarkChain</b>					
01/07/2021	Opening Balance	0.00	0.00	0.00	0.00
30/06/2022	Market Value Adjustment	0.00	0.00	718.29	718.29
30/06/2022	Closing Balance	0.00	0.00	0.00	718.29



Date	Description	Quantity	Debits	Credits	Balance
<b>Investment Losses / Decrease in Market Value / Other Assets / Request</b>					
01/07/2021	Opening Balance	0.00	0.00	0.00	0.00
30/06/2022	Market Value Adjustment	0.00	0.00	145.15	145.15
30/06/2022	Closing Balance	0.00	0.00	0.00	145.15
<b>Investment Losses / Decrease in Market Value / Other Assets / Siacoin</b>					
01/07/2021	Opening Balance	0.00	0.00	0.00	0.00
30/06/2022	Market Value Adjustment	0.00	0.00	18.50	18.50
30/06/2022	Closing Balance	0.00	0.00	0.00	18.50
<b>Investment Losses / Decrease in Market Value / Other Assets / StormX</b>					
01/07/2021	Opening Balance	0.00	0.00	0.00	0.00
30/06/2022	Market Value Adjustment	0.00	0.00	47.04	47.04
30/06/2022	Closing Balance	0.00	0.00	0.00	47.04
<b>Investment Losses / Decrease in Market Value / Other Assets / Theta Coin</b>					
01/07/2021	Opening Balance	0.00	0.00	0.00	0.00
30/06/2022	Market Value Adjustment	0.00	15,321.76	0.00	15,321.76
30/06/2022	Closing Balance	0.00	0.00	0.00	15,321.76
<b>Investment Losses / Decrease in Market Value / Other Assets / Tron</b>					
01/07/2021	Opening Balance	0.00	0.00	0.00	0.00
30/06/2022	Market Value Adjustment	0.00	468.80	0.00	468.80
30/06/2022	Closing Balance	0.00	0.00	0.00	468.80

Date	Description	Quantity	Debits	Credits	Balance
<b>Investment Losses / Decrease in Market Value / Other Assets / USDT (Tether)</b>					
01/07/2021	Opening Balance	0.00	0.00	0.00	0.00
30/06/2022	Market Value Adjustment	0.00	0.00	5.04	5.04
30/06/2022	Closing Balance	0.00	0.00	0.00	5.04
<b>Investment Losses / Decrease in Market Value / Other Assets / Verge</b>					
01/07/2021	Opening Balance	0.00	0.00	0.00	0.00
30/06/2022	Market Value Adjustment	0.00	0.00	27.30	27.30
30/06/2022	Closing Balance	0.00	0.00	0.00	27.30
<b>Investment Losses / Decrease in Market Value / Other Assets / XLM Stellar</b>					
01/07/2021	Opening Balance	0.00	0.00	0.00	0.00
30/06/2022	Market Value Adjustment	0.00	0.00	92.82	92.82
30/06/2022	Closing Balance	0.00	0.00	0.00	92.82
<b>Investment Losses / Decrease in Market Value / Other Assets / XRP</b>					
01/07/2021	Opening Balance	0.00	0.00	0.00	0.00
30/06/2022	Market Value Adjustment	0.00	1,529.25	0.00	1,529.25
30/06/2022	Closing Balance	0.00	0.00	0.00	1,529.25
<b>Investment Losses / Decrease in Market Value / Shares in Listed Companies - Foreign / Emerald Health Therapeutics Inc</b>					
01/07/2021	Opening Balance	0.00	0.00	0.00	0.00
30/06/2022	Market Value Adjustment	0.00	4,325.46	0.00	4,325.46
30/06/2022	Closing Balance	0.00	0.00	0.00	4,325.46

Date	Description	Quantity	Debits	Credits	Balance
<b>Investment Losses / Decrease in Market Value / Shares in Listed Companies - Foreign / Emerald Health Therapeutics</b>					
01/07/2021	Opening Balance	0.00	0.00	0.00	0.00
30/06/2022	Market Value Adjustment	0.00	0.00	4,256.26	4,256.26
30/06/2022	Closing Balance	0.00	0.00	0.00	4,256.26
<b>Investment Losses / Decrease in Market Value / Shares in Listed Companies - Foreign / Gold Royalty Corp</b>					
01/07/2021	Opening Balance	0.00	0.00	0.00	0.00
30/06/2022	Market Value Adjustment	0.00	465.59	0.00	465.59
30/06/2022	Closing Balance	0.00	0.00	0.00	465.59
<b>Investment Losses / Decrease in Market Value / Shares in Listed Companies - Foreign / Nuvve Holding Corp</b>					
01/07/2021	Opening Balance	0.00	0.00	0.00	0.00
30/06/2022	Market Value Adjustment	0.00	1,472.62	0.00	1,472.62
30/06/2022	Closing Balance	0.00	0.00	0.00	1,472.62
<b>Investment Losses / Decrease in Market Value / Shares in Listed Companies - Foreign / Tritium DCFC Limited</b>					
01/07/2021	Opening Balance	0.00	0.00	0.00	0.00
30/06/2022	Market Value Adjustment	0.00	614.16	0.00	614.16
30/06/2022	Closing Balance	0.00	0.00	0.00	614.16
<b>Investment Losses / Decrease in Market Value / Units In Unlisted Unit Trusts / Gold Minted Bar</b>					
01/07/2021	Opening Balance	0.00	0.00	0.00	0.00
30/06/2022	Market Value Adjustment	0.00	0.00	2,312.28	2,312.28
30/06/2022	Closing Balance	0.00	0.00	0.00	2,312.28

Date	Description	Quantity	Debits	Credits	Balance
<b>Investment Losses / Decrease in Market Value / Units In Unlisted Unit Trusts / Platinum Coin</b>					
01/07/2021	Opening Balance	0.00	0.00	0.00	0.00
30/06/2022	Market Value Adjustment	0.00	224.04	0.00	224.04
30/06/2022	Closing Balance	0.00	0.00	0.00	224.04
<b>Investment Losses / Decrease in Market Value / Units In Unlisted Unit Trusts / Silver Minted Coins</b>					
01/07/2021	Opening Balance	0.00	0.00	0.00	0.00
30/06/2022	Market Value Adjustment	0.00	0.00	915.69	915.69
30/06/2022	Closing Balance	0.00	0.00	0.00	915.69
<b>Income Tax Expense / Income Tax Expense</b>					
01/07/2021	Opening Balance	0.00	0.00	0.00	0.00
15/07/2021	Fund Income Tax	0.00	0.00	52.46	52.46
29/07/2021	Fund Income Tax	0.00	153.90	0.00	101.44
16/08/2021	Fund Income Tax	0.00	0.00	52.46	48.98
15/09/2021	Fund Income Tax	0.00	0.00	52.46	3.48
22/09/2021	Fund Income Tax	0.00	453.81	0.00	450.33
15/10/2021	Fund Income Tax	0.00	0.00	52.46	397.87
28/10/2021	Fund Income Tax	0.00	484.62	0.00	882.49
15/11/2021	Fund Income Tax	0.00	0.00	52.46	830.03
15/12/2021	Fund Income Tax	0.00	0.00	52.46	777.57
17/01/2022	Fund Income Tax	0.00	0.00	52.46	725.11

Date	Description	Quantity	Debits	Credits	Balance
20/01/2022	Fund Income Tax	0.00	186.48	0.00	911.59
15/02/2022	Fund Income Tax	0.00	0.00	52.46	859.13
15/03/2022	Fund Income Tax	0.00	0.00	52.46	806.67
15/03/2022	Fund Income Tax	0.00	0.00	687.97	118.70
19/04/2022	Fund Income Tax	0.00	0.00	66.19	52.51
28/04/2022	Fund Income Tax	0.00	115.97	0.00	168.48
16/05/2022	Fund Income Tax	0.00	0.00	66.19	102.29
15/06/2022	Fund Income Tax	0.00	0.00	66.19	36.10
30/06/2022	Fund Income Tax	0.00	0.00	36.10	0.00
30/06/2022	Closing Balance	0.00	0.00	0.00	0.00
<b>Investments - Bitcoin</b>					
01/07/2021	Opening Balance	0.00	0.00	0.00	7.58
30/06/2022	Market Value Adjustment	0.00	0.00	2.98	4.60
30/06/2022	Closing Balance	0.00	0.00	0.00	4.60
<b>Investments - BitShares</b>					
01/07/2021	Opening Balance	1,027.00	0.00	0.00	61.11
17/07/2021	S BTS	-1,027.00	0.00	100.08	38.97
30/06/2022	Market Value Adjustment	0.00	38.97	0.00	0.00
30/06/2022	Closing Balance	0.00	0.00	0.00	0.00
<b>Investments - Cardano</b>					

Date	Description	Quantity	Debits	Credits	Balance
01/07/2021	Opening Balance	360.00	0.00	0.00	632.30
10/05/2022	S ADA	-360.00	0.00	504.50	127.80
30/06/2022	Market Value Adjustment	0.00	0.00	127.80	0.00
30/06/2022	Closing Balance	0.00	0.00	0.00	0.00
<b>Investments - Celer Network</b>					
01/07/2021	Opening Balance	1,504.00	0.00	0.00	57.60
17/07/2021	S CELR	-1,504.00	0.00	100.08	42.48
30/06/2022	Market Value Adjustment	0.00	42.48	0.00	0.00
30/06/2022	Closing Balance	0.00	0.00	0.00	0.00
<b>Investments - DEXTools</b>					
01/07/2021	Opening Balance	0.00	0.00	0.00	0.00
30/06/2022	B DEXT	1,075.71	1,017.41	0.00	1,017.41
30/06/2022	Market Value Adjustment	0.00	0.00	806.67	210.74
30/06/2022	Closing Balance	1,075.71	0.00	0.00	210.74
<b>Investments - DigiByte</b>					
01/07/2021	Opening Balance	3,052.00	0.00	0.00	191.36
17/07/2021	S DGB	-3,052.00	0.00	252.25	60.89
30/06/2022	Market Value Adjustment	0.00	60.89	0.00	0.00
30/06/2022	Closing Balance	0.00	0.00	0.00	0.00
<b>Investments - Dogelon Mars</b>					

Date	Description	Quantity	Debits	Credits	Balance
01/07/2021	Opening Balance	0.00	0.00	0.00	0.00
30/06/2022	B ELON	94,803,354.60	421.25	0.00	421.25
30/06/2022	Market Value Adjustment	0.00	0.00	377.64	43.61
30/06/2022	Closing Balance	94,803,354.60	0.00	0.00	43.61
<b>Investments - Dogey Inu</b>					
01/07/2021	Opening Balance	0.00	0.00	0.00	0.00
16/10/2021	B DINU	317,031,586,953.00	4,486.95	0.00	4,486.95
20/10/2021	B DINU	287,694,199,564.00	1,697.01	0.00	6,183.96
16/11/2021	S DINU	-255,000,000,000.00	0.00	3,609.02	2,574.94
15/02/2022	S DINU	-349,725,786,517.00	0.00	2,574.94	0.00
30/06/2022	Closing Balance	0.00	0.00	0.00	0.00
<b>Investments - Ethereum</b>					
01/07/2021	Opening Balance	0.46	0.00	0.00	1,328.12
01/07/2021	B ETH	0.00	3.52	0.00	1,331.64
01/07/2021	B ETH	0.00	9.57	0.00	1,341.21
01/07/2021	B ETH	0.01	21.71	0.00	1,362.92
01/07/2021	B ETH	0.01	35.36	0.00	1,398.28
01/07/2021	B ETH	0.05	141.34	0.00	1,539.62
01/07/2021	B ETH	0.93	2,624.65	0.00	4,164.27
01/07/2021	B ETH	3.35	9,470.00	0.00	13,634.27

Date	Description	Quantity	Debits	Credits	Balance
01/07/2021	ETHEREUM Unlisted Security Disposal	-0.14	0.00	45.96	13,588.31
02/07/2021	ETHEREUM Unlisted Security Disposal	-3.72	0.00	9,714.45	3,873.86
16/07/2021	ETHEREUM Unlisted Security Disposal	-0.00	0.00	3.51	3,870.35
17/07/2021	ETHEREUM Unlisted Security Disposal	-0.00	0.00	9.57	3,860.78
05/08/2021	B ETH	0.01	37.37	0.00	3,898.15
05/08/2021	B ETH	0.01	40.92	0.00	3,939.07
05/08/2021	B ETH	0.07	259.73	0.00	4,198.80
05/08/2021	B ETH	1.47	5,168.85	0.00	9,367.65
05/08/2021	B ETH	3.00	10,562.00	0.00	19,929.65
05/08/2021	ETHEREUM Unlisted Security Disposal	-4.02	0.00	13,501.67	6,427.98
15/08/2021	B ETH	0.01	46.04	0.00	6,474.02
15/08/2021	B ETH	0.53	2,287.95	0.00	8,761.97
15/08/2021	B ETH	4.48	19,214.59	0.00	27,976.56
15/08/2021	ETHEREUM Unlisted Security Disposal	-0.01	0.00	37.38	27,939.18
18/08/2021	B ETH	0.00	19.60	0.00	27,958.78
18/08/2021	B ETH	0.01	22.90	0.00	27,981.68
18/08/2021	B ETH	0.03	146.77	0.00	28,128.45
18/08/2021	B ETH	0.07	313.39	0.00	28,441.84
18/08/2021	B ETH	1.52	6,648.76	0.00	35,090.60
18/08/2021	B ETH	1.78	7,545.88	0.00	42,636.48



Date	Description	Quantity	Debits	Credits	Balance
18/08/2021	ETHEREUM Unlisted Security Disposal	-2.02	0.00	7,541.76	35,094.72
21/08/2021	ETHEREUM Unlisted Security Disposal	-6.00	0.00	25,686.00	9,408.72
28/08/2021	B ETH	0.00	16.08	0.00	9,424.80
28/08/2021	B ETH	0.00	18.60	0.00	9,443.40
28/08/2021	B ETH	0.00	18.71	0.00	9,462.11
28/08/2021	B ETH	0.00	19.27	0.00	9,481.38
28/08/2021	B ETH	0.00	20.38	0.00	9,501.76
28/08/2021	B ETH	0.00	20.86	0.00	9,522.62
28/08/2021	B ETH	0.00	21.17	0.00	9,543.79
28/08/2021	B ETH	0.00	21.93	0.00	9,565.72
28/08/2021	B ETH	0.00	22.14	0.00	9,587.86
28/08/2021	B ETH	0.01	23.15	0.00	9,611.01
28/08/2021	B ETH	0.01	25.82	0.00	9,636.83
28/08/2021	B ETH	0.01	27.37	0.00	9,664.20
28/08/2021	B ETH	0.01	30.01	0.00	9,694.21
28/08/2021	B ETH	0.01	40.01	0.00	9,734.22
28/08/2021	B ETH	0.01	62.04	0.00	9,796.26
28/08/2021	B ETH	0.06	266.82	0.00	10,063.08
28/08/2021	B ETH	0.06	280.26	0.00	10,343.34
28/08/2021	B ETH	0.06	280.48	0.00	10,623.82

Date	Description	Quantity	Debits	Credits	Balance
28/08/2021	B ETH	0.06	282.45	0.00	10,906.27
28/08/2021	B ETH	0.06	289.64	0.00	11,195.91
28/08/2021	B ETH	0.07	299.12	0.00	11,495.03
28/08/2021	B ETH	0.07	310.78	0.00	11,805.81
28/08/2021	B ETH	0.07	317.00	0.00	12,122.81
28/08/2021	B ETH	0.08	335.57	0.00	12,458.38
28/08/2021	B ETH	0.08	368.06	0.00	12,826.44
28/08/2021	B ETH	0.09	418.06	0.00	13,244.50
28/08/2021	B ETH	0.11	473.38	0.00	13,717.88
28/08/2021	B ETH	1.15	5,124.82	0.00	18,842.70
28/08/2021	B ETH	1.49	6,679.12	0.00	25,521.82
28/08/2021	B ETH	3.00	13,425.56	0.00	38,947.38
28/08/2021	ETHEREUM Unlisted Security Disposal	-6.05	0.00	26,812.26	12,135.12
31/08/2021	ETHEREUM Unlisted Security Disposal	-0.04	0.00	193.23	11,941.89
10/09/2021	ETHEREUM Unlisted Security Disposal	-0.88	0.00	3,921.59	8,020.30
25/09/2021	B ETH	0.00	4.54	0.00	8,024.84
25/09/2021	B ETH	0.01	20.79	0.00	8,045.63
25/09/2021	B ETH	0.01	23.13	0.00	8,068.76
25/09/2021	B ETH	0.02	73.62	0.00	8,142.38
25/09/2021	B ETH	0.03	107.34	0.00	8,249.72

Date	Description	Quantity	Debits	Credits	Balance
25/09/2021	B ETH	0.03	109.49	0.00	8,359.21
25/09/2021	B ETH	0.03	118.20	0.00	8,477.41
25/09/2021	B ETH	0.03	119.76	0.00	8,597.17
25/09/2021	B ETH	0.04	141.07	0.00	8,738.24
25/09/2021	B ETH	0.04	158.93	0.00	8,897.17
25/09/2021	B ETH	0.65	2,554.23	0.00	11,451.40
25/09/2021	B ETH	1.02	4,046.69	0.00	15,498.09
25/09/2021	B ETH	1.03	4,089.00	0.00	19,587.09
25/09/2021	B ETH	1.08	4,286.68	0.00	23,873.77
25/09/2021	B ETH	2.51	9,923.77	0.00	33,797.54
25/09/2021	ETHEREUM Unlisted Security Disposal	-4.14	0.00	17,192.63	16,604.91
28/09/2021	ETHEREUM Unlisted Security Disposal	-1.72	0.00	6,830.49	9,774.42
06/10/2021	ETHEREUM Unlisted Security Disposal	-1.03	0.00	4,089.03	5,685.39
12/10/2021	B ETH	0.00	11.55	0.00	5,696.94
12/10/2021	B ETH	0.00	14.17	0.00	5,711.11
12/10/2021	B ETH	0.00	20.97	0.00	5,732.08
12/10/2021	B ETH	0.01	40.63	0.00	5,772.71
12/10/2021	B ETH	0.01	50.98	0.00	5,823.69
12/10/2021	B ETH	0.02	91.46	0.00	5,915.15
12/10/2021	B ETH	0.10	498.52	0.00	6,413.67

Date	Description	Quantity	Debits	Credits	Balance
12/10/2021	B ETH	1.25	6,128.04	0.00	12,541.71
12/10/2021	ETHEREUM Unlisted Security Disposal	-0.03	0.00	132.62	12,409.09
13/10/2021	ETHEREUM Unlisted Security Disposal	-1.02	0.00	4,050.89	8,358.20
15/10/2021	ETHEREUM Unlisted Security Disposal	-0.06	0.00	246.77	8,111.43
16/10/2021	ETHEREUM Unlisted Security Disposal	-0.04	0.00	173.70	7,937.73
17/10/2021	ETHEREUM Unlisted Security Disposal	-0.00	0.00	20.98	7,916.75
18/10/2021	B ETH	0.00	7.20	0.00	7,923.95
18/10/2021	B ETH	0.00	13.86	0.00	7,937.81
18/10/2021	B ETH	0.00	22.41	0.00	7,960.22
18/10/2021	B ETH	0.00	23.12	0.00	7,983.34
18/10/2021	B ETH	0.02	92.61	0.00	8,075.95
18/10/2021	B ETH	0.03	126.63	0.00	8,202.58
18/10/2021	B ETH	0.03	134.45	0.00	8,337.03
18/10/2021	B ETH	0.03	155.64	0.00	8,492.67
18/10/2021	B ETH	0.07	370.55	0.00	8,863.22
18/10/2021	B ETH	0.11	564.14	0.00	9,427.36
18/10/2021	B ETH	0.11	568.25	0.00	9,995.61
18/10/2021	B ETH	0.12	589.61	0.00	10,585.22
18/10/2021	B ETH	0.12	598.61	0.00	11,183.83
18/10/2021	B ETH	0.14	685.53	0.00	11,869.36

Date	Description	Quantity	Debits	Credits	Balance
18/10/2021	B ETH	0.14	710.58	0.00	12,579.94
18/10/2021	B ETH	0.21	1,074.50	0.00	13,654.44
18/10/2021	B ETH	0.22	1,102.58	0.00	14,757.02
18/10/2021	B ETH	0.77	3,859.70	0.00	18,616.72
18/10/2021	B ETH	0.95	4,795.98	0.00	23,412.70
18/10/2021	B ETH	1.02	5,119.75	0.00	28,532.45
18/10/2021	B ETH	2.00	10,081.28	0.00	38,613.73
18/10/2021	ETHEREUM Unlisted Security Disposal	-3.16	0.00	15,733.89	22,879.84
19/10/2021	ETHEREUM Unlisted Security Disposal	-2.00	0.00	10,088.49	12,791.35
20/10/2021	ETHEREUM Unlisted Security Disposal	-0.33	0.00	1,642.76	11,148.59
23/10/2021	ETHEREUM Unlisted Security Disposal	-0.12	0.00	589.61	10,558.98
26/10/2021	ETHEREUM Unlisted Security Disposal	-0.35	0.00	1,759.34	8,799.64
28/10/2021	ETHEREUM Unlisted Security Disposal	-0.14	0.00	710.58	8,089.06
31/10/2021	ETHEREUM Unlisted Security Disposal	-0.07	0.00	370.54	7,718.52
15/11/2021	ETHEREUM Unlisted Security Disposal	-0.00	0.00	23.14	7,695.38
16/11/2021	B ETH	0.00	17.18	0.00	7,712.56
16/11/2021	B ETH	0.02	117.81	0.00	7,830.37
16/11/2021	B ETH	0.02	119.52	0.00	7,949.89
16/11/2021	B ETH	0.02	127.70	0.00	8,077.59
16/11/2021	B ETH	0.02	147.54	0.00	8,225.13

Date	Description	Quantity	Debits	Credits	Balance
16/11/2021	B ETH	0.06	379.93	0.00	8,605.06
16/11/2021	B ETH	0.16	961.80	0.00	9,566.86
16/11/2021	B ETH	0.60	3,669.87	0.00	13,236.73
16/11/2021	B ETH	0.93	5,530.39	0.00	18,767.12
16/11/2021	ETHEREUM Unlisted Security Disposal	-0.03	0.00	155.65	18,611.47
17/11/2021	ETHEREUM Unlisted Security Disposal	-0.00	0.00	13.86	18,597.61
18/11/2021	ETHEREUM Unlisted Security Disposal	-0.03	0.00	126.62	18,470.99
19/11/2021	ETHEREUM Unlisted Security Disposal	-0.03	0.00	134.41	18,336.58
03/12/2021	ETHEREUM Unlisted Security Disposal	-1.45	0.00	7,536.88	10,799.70
11/12/2021	ETHEREUM Unlisted Security Disposal	-0.00	0.00	17.19	10,782.51
17/12/2021	ETHEREUM Unlisted Security Disposal	-0.05	0.00	275.23	10,507.28
27/12/2021	B ETH	0.02	92.08	0.00	10,599.36
27/12/2021	B ETH	0.02	113.50	0.00	10,712.86
27/12/2021	B ETH	1.52	8,641.97	0.00	19,354.83
27/12/2021	B ETH	1.98	11,274.67	0.00	30,629.50
27/12/2021	ETHEREUM Unlisted Security Disposal	-0.02	0.00	117.21	30,512.29
30/12/2021	ETHEREUM Unlisted Security Disposal	-3.05	0.00	17,845.59	12,666.70
03/01/2022	B ETH	0.01	29.97	0.00	12,696.67
03/01/2022	B ETH	0.01	33.53	0.00	12,730.20
03/01/2022	B ETH	0.01	34.65	0.00	12,764.85

Date	Description	Quantity	Debits	Credits	Balance
03/01/2022	B ETH	0.01	37.76	0.00	12,802.61
03/01/2022	B ETH	0.01	40.47	0.00	12,843.08
03/01/2022	B ETH	0.01	47.34	0.00	12,890.42
03/01/2022	B ETH	0.01	58.86	0.00	12,949.28
03/01/2022	B ETH	0.01	68.82	0.00	13,018.10
03/01/2022	B ETH	0.02	94.10	0.00	13,112.20
03/01/2022	B ETH	0.02	112.50	0.00	13,224.70
03/01/2022	B ETH	0.02	128.44	0.00	13,353.14
03/01/2022	B ETH	0.02	128.77	0.00	13,481.91
03/01/2022	B ETH	0.07	393.34	0.00	13,875.25
03/01/2022	B ETH	0.12	603.91	0.00	14,479.16
03/01/2022	B ETH	0.33	1,721.75	0.00	16,200.91
03/01/2022	B ETH	2.04	10,697.56	0.00	26,898.47
03/01/2022	B ETH	3.00	15,751.50	0.00	42,649.97
03/01/2022	ETHEREUM Unlisted Security Disposal	-0.04	0.00	205.58	42,444.39
08/01/2022	ETHEREUM Unlisted Security Disposal	-4.05	0.00	22,149.78	20,294.61
11/01/2022	B ETH	2.54	11,129.46	0.00	31,424.07
11/01/2022	ETHEREUM Unlisted Security Disposal	-3.03	0.00	15,879.90	15,544.17
14/01/2022	ETHEREUM Unlisted Security Disposal	-0.33	0.00	1,721.74	13,822.43
31/01/2022	B ETH	0.00	13.70	0.00	13,836.13

Date	Description	Quantity	Debits	Credits	Balance
31/01/2022	B ETH	0.01	19.36	0.00	13,855.49
31/01/2022	B ETH	0.01	22.14	0.00	13,877.63
31/01/2022	B ETH	0.01	31.66	0.00	13,909.29
31/01/2022	B ETH	0.01	41.90	0.00	13,951.19
31/01/2022	B ETH	0.03	105.41	0.00	14,056.60
31/01/2022	B ETH	0.05	193.11	0.00	14,249.71
31/01/2022	B ETH	0.34	1,246.56	0.00	15,496.27
31/01/2022	B ETH	0.45	1,645.12	0.00	17,141.39
31/01/2022	B ETH	3.20	11,618.85	0.00	28,760.24
31/01/2022	ETHEREUM Unlisted Security Disposal	-3.28	0.00	14,286.40	14,473.84
04/02/2022	ETHEREUM Unlisted Security Disposal	-0.34	0.00	1,246.59	13,227.25
15/02/2022	B ETH	0.01	26.39	0.00	13,253.64
15/02/2022	B ETH	0.01	42.26	0.00	13,295.90
15/02/2022	B ETH	0.10	449.96	0.00	13,745.86
15/02/2022	B ETH	0.55	2,403.93	0.00	16,149.79
15/02/2022	B ETH	0.82	3,596.01	0.00	19,745.80
15/02/2022	ETHEREUM Unlisted Security Disposal	-0.02	0.00	64.06	19,681.74
16/02/2022	ETHEREUM Unlisted Security Disposal	-3.24	0.00	11,743.62	7,938.12
26/02/2022	ETHEREUM Unlisted Security Disposal	-0.00	0.00	13.70	7,924.42
05/03/2022	B ETH	0.66	2,355.29	0.00	10,279.71



Date	Description	Quantity	Debits	Credits	Balance
05/03/2022	ETHEREUM Unlisted Security Disposal	-0.61	0.00	2,627.21	7,652.50
07/03/2022	B ETH	0.00	3.60	0.00	7,656.10
07/03/2022	B ETH	0.00	5.21	0.00	7,661.31
07/03/2022	B ETH	0.00	5.78	0.00	7,667.09
07/03/2022	B ETH	0.00	6.43	0.00	7,673.52
07/03/2022	B ETH	0.00	6.48	0.00	7,680.00
07/03/2022	B ETH	0.00	13.47	0.00	7,693.47
07/03/2022	B ETH	0.01	29.76	0.00	7,723.23
07/03/2022	B ETH	0.07	236.44	0.00	7,959.67
07/03/2022	B ETH	0.53	1,821.40	0.00	9,781.07
07/03/2022	B ETH	1.34	4,622.95	0.00	14,404.02
07/03/2022	ETHEREUM Unlisted Security Disposal	-2.12	0.00	8,293.29	6,110.73
14/04/2022	B ETH	0.00	12.12	0.00	6,122.85
14/04/2022	B ETH	0.01	38.76	0.00	6,161.61
14/04/2022	B ETH	0.06	245.30	0.00	6,406.91
14/04/2022	ETHEREUM Unlisted Security Disposal	-0.00	0.00	17.08	6,389.83
04/05/2022	B ETH	0.00	8.57	0.00	6,398.40
04/05/2022	B ETH	0.01	26.80	0.00	6,425.20
04/05/2022	B ETH	0.01	27.95	0.00	6,453.15
04/05/2022	B ETH	0.01	31.41	0.00	6,484.56

Date	Description	Quantity	Debits	Credits	Balance
04/05/2022	B ETH	0.01	39.75	0.00	6,524.31
04/05/2022	B ETH	0.01	41.38	0.00	6,565.69
04/05/2022	B ETH	0.01	43.85	0.00	6,609.54
04/05/2022	B ETH	0.01	59.93	0.00	6,669.47
04/05/2022	B ETH	0.02	73.37	0.00	6,742.84
04/05/2022	B ETH	0.02	84.62	0.00	6,827.46
04/05/2022	B ETH	0.01	91.80	0.00	6,919.26
04/05/2022	B ETH	0.02	93.58	0.00	7,012.84
04/05/2022	B ETH	0.03	104.47	0.00	7,117.31
04/05/2022	B ETH	0.03	118.30	0.00	7,235.61
04/05/2022	B ETH	0.04	174.64	0.00	7,410.25
04/05/2022	B ETH	0.04	174.88	0.00	7,585.13
04/05/2022	B ETH	0.04	179.47	0.00	7,764.60
04/05/2022	B ETH	0.04	186.29	0.00	7,950.89
04/05/2022	B ETH	0.05	192.73	0.00	8,143.62
04/05/2022	B ETH	0.05	198.43	0.00	8,342.05
04/05/2022	B ETH	0.06	235.62	0.00	8,577.67
04/05/2022	B ETH	0.06	253.59	0.00	8,831.26
04/05/2022	B ETH	0.06	254.26	0.00	9,085.52
04/05/2022	B ETH	0.07	271.34	0.00	9,356.86

Date	Description	Quantity	Debits	Credits	Balance
04/05/2022	B ETH	0.49	1,988.58	0.00	11,345.44
04/05/2022	B ETH	1.05	4,141.25	0.00	15,486.69
04/05/2022	B ETH	1.12	4,457.62	0.00	19,944.31
04/05/2022	B ETH	1.39	5,498.63	0.00	25,442.94
04/05/2022	ETHEREUM Unlisted Security Disposal	-4.62	0.00	17,674.68	7,768.26
06/05/2022	B ETH	0.16	639.55	0.00	8,407.81
06/05/2022	B ETH	0.23	918.18	0.00	9,325.99
06/05/2022	B ETH	0.37	1,427.38	0.00	10,753.37
06/05/2022	B ETH	0.77	3,002.09	0.00	13,755.46
06/05/2022	B ETH	1.27	4,918.43	0.00	18,673.89
06/05/2022	B ETH	1.78	6,881.80	0.00	25,555.69
06/05/2022	ETHEREUM Unlisted Security Disposal	-4.69	0.00	18,420.20	7,135.49
10/05/2022	B ETH	0.01	19.76	0.00	7,155.25
10/05/2022	B ETH	0.02	73.45	0.00	7,228.70
10/05/2022	B ETH	0.03	101.17	0.00	7,329.87
10/05/2022	B ETH	0.11	386.09	0.00	7,715.96
10/05/2022	B ETH	3.74	13,303.77	0.00	21,019.73
10/05/2022	ETHEREUM Unlisted Security Disposal	-5.28	0.00	19,258.30	1,761.43
11/05/2022	ETHEREUM Unlisted Security Disposal	-0.16	0.00	560.73	1,200.70
12/05/2022	B ETH	0.01	18.51	0.00	1,219.21

Date	Description	Quantity	Debits	Credits	Balance
12/05/2022	B ETH	0.01	34.79	0.00	1,254.00
12/05/2022	B ETH	0.01	37.73	0.00	1,291.73
12/05/2022	B ETH	0.01	39.64	0.00	1,331.37
12/05/2022	B ETH	0.01	45.32	0.00	1,376.69
12/05/2022	B ETH	0.02	51.44	0.00	1,428.13
12/05/2022	B ETH	0.02	52.13	0.00	1,480.26
12/05/2022	B ETH	0.02	57.47	0.00	1,537.73
12/05/2022	B ETH	0.03	101.14	0.00	1,638.87
12/05/2022	B ETH	0.04	128.76	0.00	1,767.63
12/05/2022	B ETH	0.05	163.24	0.00	1,930.87
12/05/2022	B ETH	0.06	203.19	0.00	2,134.06
12/05/2022	B ETH	0.08	245.99	0.00	2,380.05
12/05/2022	B ETH	0.08	264.10	0.00	2,644.15
12/05/2022	B ETH	0.09	271.87	0.00	2,916.02
12/05/2022	B ETH	0.09	274.19	0.00	3,190.21
12/05/2022	B ETH	0.09	295.54	0.00	3,485.75
12/05/2022	B ETH	0.40	1,264.73	0.00	4,750.48
12/05/2022	B ETH	0.45	1,425.49	0.00	6,175.97
12/05/2022	B ETH	0.80	2,501.98	0.00	8,677.95
12/05/2022	B ETH	0.95	2,965.15	0.00	11,643.10

Date	Description	Quantity	Debits	Credits	Balance
12/05/2022	B ETH	2.75	8,516.27	0.00	20,159.37
12/05/2022	ETHEREUM Unlisted Security Disposal	-5.69	0.00	17,738.74	2,420.63
15/06/2022	B ETH	0.00	1.95	0.00	2,422.58
15/06/2022	B ETH	0.00	2.52	0.00	2,425.10
15/06/2022	B ETH	0.00	2.76	0.00	2,427.86
15/06/2022	B ETH	0.00	2.85	0.00	2,430.71
15/06/2022	B ETH	0.00	4.66	0.00	2,435.37
15/06/2022	B ETH	0.00	4.98	0.00	2,440.35
15/06/2022	B ETH	0.00	5.11	0.00	2,445.46
15/06/2022	B ETH	0.00	6.31	0.00	2,451.77
15/06/2022	B ETH	0.01	8.95	0.00	2,460.72
15/06/2022	B ETH	0.01	18.39	0.00	2,479.11
15/06/2022	B ETH	0.02	26.78	0.00	2,505.89
15/06/2022	B ETH	2.61	4,246.81	0.00	6,752.70
15/06/2022	ETHEREUM Unlisted Security Disposal	-3.05	0.00	5,557.73	1,194.97
18/06/2022	ETHEREUM Unlisted Security Disposal	-0.01	0.00	8.96	1,186.01
19/06/2022	ETHEREUM Unlisted Security Disposal	-0.00	0.00	2.86	1,183.15
20/06/2022	ETHEREUM Unlisted Security Disposal	-0.00	0.00	2.76	1,180.39
21/06/2022	ETHEREUM Unlisted Security Disposal	-0.00	0.00	2.52	1,177.87
24/06/2022	ETHEREUM Unlisted Security Disposal	-0.00	0.00	1.95	1,175.92

Date	Description	Quantity	Debits	Credits	Balance
30/06/2022	B ETH	0.02	29.33	0.00	1,205.25
30/06/2022	Market Value Adjustment	0.00	0.00	1,174.16	31.09
30/06/2022	Closing Balance	0.02	0.00	0.00	31.09
<b>Investments - FTX Token</b>					
01/07/2021	Opening Balance	4.67	0.00	0.00	167.12
17/07/2021	S FTT	-4.67	0.00	252.25	85.13
30/06/2022	Market Value Adjustment	0.00	85.13	0.00	0.00
30/06/2022	Closing Balance	0.00	0.00	0.00	0.00
<b>Investments - Funtastic Limited</b>					
01/07/2021	Opening Balance	1.00	0.00	0.00	22,784.48
30/06/2022	Non Cash Disposal	-1.00	0.00	22,784.48	0.00
30/06/2022	Closing Balance	0.00	0.00	0.00	0.00
<b>Investments - FUNToken</b>					
01/07/2021	Opening Balance	237,414.00	0.00	0.00	5,436.78
17/07/2021	FUN.COIN Unlisted Security Acquisition	12,588.00	263.25	0.00	5,700.03
06/10/2021	FUN.COIN Unlisted Security Disposal	-237,414.00	0.00	2,452.69	3,247.34
20/10/2021	FUN.COIN Unlisted Security Disposal	-12,588.00	0.00	263.25	2,984.09
30/06/2022	Market Value Adjustment	0.00	0.00	2,984.09	0.00
30/06/2022	Closing Balance	0.00	0.00	0.00	0.00
<b>Investments - Hedera</b>					

Date	Description	Quantity	Debits	Credits	Balance
01/07/2021	Opening Balance	1,003.00	0.00	0.00	245.63
17/07/2021	S HBAR	-1,003.00	0.00	504.50	258.87
30/06/2022	Market Value Adjustment	0.00	258.87	0.00	0.00
30/06/2022	Closing Balance	0.00	0.00	0.00	0.00
<b>Investments - HEX</b>					
01/07/2021	Opening Balance	0.00	0.00	0.00	0.00
01/07/2021	B HEX	186.40	19.44	0.00	19.44
01/07/2021	B HEX	1,000.00	104.30	0.00	123.74
01/07/2021	B HEX	1,598.65	163.96	0.00	287.70
01/07/2021	B HEX	3,336.39	347.98	0.00	635.68
01/07/2021	B HEX	3,917.70	408.61	0.00	1,044.29
01/07/2021	B HEX	6,082.30	634.38	0.00	1,678.67
01/07/2021	B HEX	6,944.48	724.30	0.00	2,402.97
01/07/2021	B HEX	7,065.76	724.67	0.00	3,127.64
01/07/2021	B HEX	7,393.52	758.29	0.00	3,885.93
01/07/2021	B HEX	7,271.34	758.39	0.00	4,644.32
01/07/2021	B HEX	7,961.00	816.49	0.00	5,460.81
01/07/2021	B HEX	8,086.75	829.39	0.00	6,290.20
01/07/2021	B HEX	8,169.85	837.91	0.00	7,128.11
01/07/2021	B HEX	79,274.28	8,130.47	0.00	15,258.58

Date	Description	Quantity	Debits	Credits	Balance
01/07/2021	B HEX	145,322.25	14,904.44	0.00	30,163.02
01/07/2021	HEX Opening	40,725.72	3,001.23	0.00	33,164.25
01/07/2021	HEX Unlisted Security Disposal	-320,000.00	0.00	32,107.75	1,056.50
16/07/2021	HEX Unlisted Security Disposal	-1,000.00	0.00	73.69	982.81
17/07/2021	HEX Unlisted Security Disposal	-10,000.00	0.00	736.94	245.87
05/08/2021	B HEX	30,000.00	6,193.82	0.00	6,439.69
05/08/2021	B HEX	30,000.00	6,193.82	0.00	12,633.51
05/08/2021	B HEX	76,663.61	15,828.01	0.00	28,461.52
05/08/2021	B HEX	99,533.84	20,549.81	0.00	49,011.33
05/08/2021	B HEX	100,000.00	20,646.05	0.00	69,657.38
05/08/2021	HEX Unlisted Security Disposal	-80,000.00	0.00	16,073.88	53,583.50
15/08/2021	HEX Unlisted Security Disposal	-100,000.00	0.00	20,646.06	32,937.44
18/08/2021	HEX Unlisted Security Disposal	-60,000.00	0.00	12,387.63	20,549.81
21/08/2021	B HEX	466.16	119.36	0.00	20,669.17
21/08/2021	B HEX	1,000.00	256.06	0.00	20,925.23
21/08/2021	B HEX	1,000.00	256.06	0.00	21,181.29
21/08/2021	B HEX	10,000.00	2,560.56	0.00	23,741.85
21/08/2021	B HEX	10,000.00	2,560.56	0.00	26,302.41
21/08/2021	B HEX	10,000.00	2,560.56	0.00	28,862.97
21/08/2021	B HEX	10,000.00	2,560.56	0.00	31,423.53



Date	Description	Quantity	Debits	Credits	Balance
21/08/2021	B HEX	10,000.00	2,560.56	0.00	33,984.09
21/08/2021	B HEX	10,000.00	2,560.56	0.00	36,544.65
21/08/2021	B HEX	10,000.00	2,560.56	0.00	39,105.21
21/08/2021	B HEX	10,000.00	2,560.56	0.00	41,665.77
21/08/2021	B HEX	10,000.00	2,560.56	0.00	44,226.33
21/08/2021	B HEX	10,945.91	2,802.77	0.00	47,029.10
21/08/2021	B HEX	100,000.00	25,605.62	0.00	72,634.72
28/08/2021	HEX Unlisted Security Disposal	-202,000.00	0.00	46,786.90	25,847.82
31/08/2021	HEX Unlisted Security Disposal	-90,000.00	0.00	23,045.05	2,802.77
10/09/2021	B HEX	378.80	244.69	0.00	3,047.46
10/09/2021	B HEX	781.58	504.86	0.00	3,552.32
10/09/2021	B HEX	1,403.12	906.35	0.00	4,458.67
10/09/2021	B HEX	2,942.12	1,900.47	0.00	6,359.14
10/09/2021	B HEX	3,764.08	2,431.41	0.00	8,790.55
10/09/2021	B HEX	4,336.82	2,801.38	0.00	11,591.93
10/09/2021	B HEX	4,638.08	2,995.98	0.00	14,587.91
10/09/2021	B HEX	7,057.88	4,559.05	0.00	19,146.96
10/09/2021	B HEX	7,437.32	4,804.16	0.00	23,951.12
10/09/2021	B HEX	7,456.99	4,816.86	0.00	28,767.98
10/09/2021	B HEX	7,781.74	5,026.63	0.00	33,794.61

Date	Description	Quantity	Debits	Credits	Balance
10/09/2021	B HEX	7,871.31	5,084.49	0.00	38,879.10
10/09/2021	B HEX	7,924.59	5,118.91	0.00	43,998.01
10/09/2021	B HEX	7,985.81	5,158.45	0.00	49,156.46
10/09/2021	B HEX	8,272.52	5,233.29	0.00	54,389.75
10/09/2021	B HEX	8,120.34	5,245.35	0.00	59,635.10
10/09/2021	B HEX	8,206.20	5,300.81	0.00	64,935.91
25/09/2021	B HEX	8,195.10	5,307.72	0.00	70,243.63
25/09/2021	B HEX	8,223.09	5,325.85	0.00	75,569.48
25/09/2021	B HEX	8,624.19	5,585.63	0.00	81,155.11
25/09/2021	HEX Unlisted Security Disposal	-80,000.00	0.00	47,408.41	33,746.70
28/09/2021	B HEX	3,777.16	2,294.43	0.00	36,041.13
28/09/2021	B HEX	7,652.42	4,648.45	0.00	40,689.58
13/10/2021	HEX Unlisted Security Disposal	-10,000.00	0.00	6,459.52	34,230.06
18/10/2021	B HEX	13,312.56	5,266.37	0.00	39,496.43
18/10/2021	HEX Unlisted Security Disposal	-50,000.00	0.00	31,935.63	7,560.80
17/12/2021	B HEX	12,357.12	4,085.04	0.00	11,645.84
17/12/2021	B HEX	20,553.16	6,794.50	0.00	18,440.34
17/12/2021	B HEX	91,411.73	30,219.03	0.00	48,659.37
27/12/2021	HEX Unlisted Security Disposal	-50,000.00	0.00	18,440.34	30,219.03
30/12/2021	B HEX	6,350.28	2,876.83	0.00	33,095.86

Date	Description	Quantity	Debits	Credits	Balance
30/12/2021	B HEX	8,588.27	3,890.70	0.00	36,986.56
30/12/2021	B HEX	20,000.00	9,060.49	0.00	46,047.05
03/01/2022	B HEX	13,649.72	4,224.06	0.00	50,271.11
03/01/2022	B HEX	17,489.16	5,412.22	0.00	55,683.33
03/01/2022	B HEX	20,000.00	6,189.23	0.00	61,872.56
03/01/2022	HEX Unlisted Security Disposal	-100,000.00	0.00	34,109.73	27,762.83
08/01/2022	B HEX	2,876.03	137.55	0.00	27,900.38
08/01/2022	B HEX	2,510.84	798.66	0.00	28,699.04
08/01/2022	B HEX	20,000.00	6,361.70	0.00	35,060.74
08/01/2022	B HEX	34,209.37	10,881.48	0.00	45,942.22
08/01/2022	HEX Unlisted Security Disposal	-100,000.00	0.00	34,923.19	11,019.03
11/01/2022	HEX Unlisted Security Disposal	-34,209.37	0.00	10,881.48	137.55
14/01/2022	B HEX	3,908.07	1,477.70	0.00	1,615.25
31/01/2022	B HEX	1,250.78	315.23	0.00	1,930.48
31/01/2022	B HEX	3,381.38	852.20	0.00	2,782.68
31/01/2022	B HEX	6,693.76	1,687.02	0.00	4,469.70
31/01/2022	B HEX	7,176.75	1,808.74	0.00	6,278.44
31/01/2022	B HEX	9,923.10	2,500.90	0.00	8,779.34
31/01/2022	B HEX	10,493.49	2,644.65	0.00	11,423.99
31/01/2022	B HEX	18,675.54	4,706.76	0.00	16,130.75

Date	Description	Quantity	Debits	Credits	Balance
31/01/2022	B HEX	20,799.53	5,242.07	0.00	21,372.82
31/01/2022	HEX Unlisted Security Disposal	-60,000.00	0.00	15,027.16	6,345.66
26/02/2022	B HEX	19,823.25	4,337.97	0.00	10,683.63
05/03/2022	HEX Unlisted Security Disposal	-4,632.16	0.00	1,167.43	9,516.20
07/03/2022	B HEX	3,313.35	516.06	0.00	10,032.26
07/03/2022	B HEX	17,000.00	2,647.78	0.00	12,680.04
07/03/2022	HEX Unlisted Security Disposal	-54,493.49	0.00	11,716.03	964.01
04/05/2022	B HEX	18,069.06	4,609.31	0.00	5,573.32
04/05/2022	B HEX	19,942.96	5,112.59	0.00	10,685.91
04/05/2022	HEX Unlisted Security Disposal	-41,325.37	0.00	9,952.25	733.66
06/05/2022	B HEX	5,808.36	1,453.46	0.00	2,187.12
06/05/2022	B HEX	5,914.45	1,480.01	0.00	3,667.13
06/05/2022	B HEX	6,021.28	1,506.74	0.00	5,173.87
06/05/2022	B HEX	6,065.62	1,517.83	0.00	6,691.70
06/05/2022	B HEX	6,129.10	1,533.72	0.00	8,225.42
06/05/2022	B HEX	6,197.72	1,550.89	0.00	9,776.31
06/05/2022	B HEX	6,237.52	1,560.85	0.00	11,337.16
06/05/2022	B HEX	6,523.57	1,632.43	0.00	12,969.59
06/05/2022	B HEX	6,856.26	1,715.68	0.00	14,685.27
06/05/2022	B HEX	7,968.85	1,994.09	0.00	16,679.36

Date	Description	Quantity	Debits	Credits	Balance
06/05/2022	B HEX	8,364.24	2,093.03	0.00	18,772.39
06/05/2022	HEX Unlisted Security Disposal	-72,086.97	0.00	18,052.71	719.68
11/05/2022	B HEX	6,283.85	1,417.94	0.00	2,137.62
11/05/2022	B HEX	19,758.83	4,328.02	0.00	6,465.64
11/05/2022	B HEX	20,723.44	4,539.31	0.00	11,004.95
12/05/2022	B HEX	6,381.53	1,268.71	0.00	12,273.66
12/05/2022	B HEX	6,492.04	1,290.68	0.00	13,564.34
12/05/2022	B HEX	6,611.74	1,314.48	0.00	14,878.82
12/05/2022	B HEX	6,724.54	1,336.90	0.00	16,215.72
12/05/2022	B HEX	6,828.62	1,357.60	0.00	17,573.32
12/05/2022	B HEX	6,943.02	1,380.34	0.00	18,953.66
12/05/2022	B HEX	7,058.02	1,403.20	0.00	20,356.86
12/05/2022	HEX Unlisted Security Disposal	-93,805.63	0.00	19,785.08	571.78
15/06/2022	B HEX	2,475.22	123.19	0.00	694.97
15/06/2022	B HEX	2,964.88	171.81	0.00	866.78
15/06/2022	B HEX	7,035.12	350.13	0.00	1,216.91
15/06/2022	B HEX	10,000.00	497.69	0.00	1,714.60
15/06/2022	B HEX	10,000.00	497.69	0.00	2,212.29
15/06/2022	HEX Unlisted Security Disposal	-30,000.00	0.00	1,945.96	266.33
18/06/2022	B HEX	7,524.78	359.87	0.00	626.20

Date	Description	Quantity	Debits	Credits	Balance
18/06/2022	B HEX	10,000.00	478.25	0.00	1,104.45
18/06/2022	B HEX	10,000.00	478.25	0.00	1,582.70
18/06/2022	HEX Unlisted Security Disposal	-30,000.00	0.00	1,445.16	137.54
30/06/2022	Market Value Adjustment	0.00	13.46	0.00	151.00
30/06/2022	Closing Balance	2,876.03	0.00	0.00	151.00
<b>Investments - Hina Inu</b>					
01/07/2021	Opening Balance	0.00	0.00	0.00	0.00
13/10/2021	B HINA	21,332,638,923,632.60	4,786.28	0.00	4,786.28
15/10/2021	B HINA	40,355,744,358,369.40	4,828.24	0.00	9,614.52
17/10/2021	Non Cash Disposal	-19,600,000,000,000.00	0.00	4,397.54	5,216.98
18/10/2021	B HINA	4,224,703,551,613.42	3,050.16	0.00	8,267.14
18/10/2021	Non Cash Disposal	-41,221,313,803,097.80	0.00	5,113.24	3,153.90
26/10/2021	Non Cash Disposal	-5,091,773,030,517.62	0.00	3,153.90	0.00
30/06/2022	Non Cash Acquisition	9,829,666,578,252.00	0.00	0.00	0.00
30/06/2022	Closing Balance	9,829,666,578,252.00	0.00	0.00	0.00
<b>Investments - INUYASHA</b>					
01/07/2021	Opening Balance	0.00	0.00	0.00	0.00
03/12/2021	INUYASHA Unlisted Security Acquisition	2,866,620.94	879.50	0.00	879.50
03/12/2021	INUYASHA Unlisted Security Acquisition	28,389,014.32	4,933.02	0.00	5,812.52
16/02/2022	INUYASHA Unlisted Security Acquisition	190,761.74	0.00	0.00	5,812.52

Date	Description	Quantity	Debits	Credits	Balance
16/02/2022	INUYASHA Unlisted Security Disposal	-31,446,397.00	0.00	5,812.52	0.00
30/06/2022	Closing Balance	0.00	0.00	0.00	0.00
<b>Investments - IOST</b>					
01/07/2021	Opening Balance	1,722.00	0.00	0.00	49.08
17/07/2021	S IOST	-1,722.00	0.00	100.08	51.00
30/06/2022	Market Value Adjustment	0.00	51.00	0.00	0.00
30/06/2022	Closing Balance	0.00	0.00	0.00	0.00
<b>Investments - IOTEX</b>					
01/07/2021	Opening Balance	1,577.00	0.00	0.00	40.53
17/07/2021	S IOTX	-1,577.00	0.00	100.08	59.55
30/06/2022	Market Value Adjustment	0.00	59.55	0.00	0.00
30/06/2022	Closing Balance	0.00	0.00	0.00	0.00
<b>Investments - Kuma Inu</b>					
01/07/2021	Opening Balance	0.00	0.00	0.00	0.00
06/10/2021	KUMA Unlisted Security Acquisition	100,000,000.00	10.48	0.00	10.48
06/10/2021	KUMA Unlisted Security Acquisition	5,000,000,000.00	524.13	0.00	534.61
06/10/2021	KUMA Unlisted Security Acquisition	9,467,829,767.00	992.48	0.00	1,527.09
06/10/2021	KUMA Unlisted Security Acquisition	10,000,000,000.00	1,048.26	0.00	2,575.35
06/10/2021	KUMA Unlisted Security Acquisition	10,000,000,000.00	1,048.26	0.00	3,623.61
06/10/2021	KUMA Unlisted Security Acquisition	11,000,000,000.00	1,153.09	0.00	4,776.70

Date	Description	Quantity	Debits	Credits	Balance
12/10/2021	KUMA Unlisted Security Disposal	-11,000,000,000.00	0.00	1,153.09	3,623.61
15/10/2021	KUMA Unlisted Security Disposal	-10,100,000,000.00	0.00	1,058.74	2,564.87
16/10/2021	KUMA Unlisted Security Disposal	-15,000,000,000.00	0.00	1,572.39	992.48
15/02/2022	KUMA Unlisted Security Disposal	-9,467,829,767.00	0.00	992.48	0.00
30/06/2022	Closing Balance	0.00	0.00	0.00	0.00
<b>Investments - Power Ledger</b>					
01/07/2021	Opening Balance	562.00	0.00	0.00	131.00
17/07/2021	S POWR	-562.00	0.00	252.25	121.25
30/06/2022	Market Value Adjustment	0.00	121.25	0.00	0.00
30/06/2022	Closing Balance	0.00	0.00	0.00	0.00
<b>Investments - QuarkChain</b>					
01/07/2021	Opening Balance	19,422.00	0.00	0.00	355.42
17/07/2021	S QKC	-19,422.00	0.00	1,073.71	718.29
30/06/2022	Market Value Adjustment	0.00	718.29	0.00	0.00
30/06/2022	Closing Balance	0.00	0.00	0.00	0.00
<b>Investments - Request</b>					
01/07/2021	Opening Balance	1,517.00	0.00	0.00	107.10
17/07/2021	S REQ	-1,517.00	0.00	252.25	145.15
30/06/2022	Market Value Adjustment	0.00	145.15	0.00	0.00
30/06/2022	Closing Balance	0.00	0.00	0.00	0.00



Date	Description	Quantity	Debits	Credits	Balance
<b>Investments - SafeMoon Inu</b>					
01/07/2021	Opening Balance	0.00	0.00	0.00	0.00
28/10/2021	B SMI	5,310,833.00	749.95	0.00	749.95
04/05/2022	Non Cash Acquisition	130,579.80	0.00	0.00	749.95
04/05/2022	S SMI	-5,441,412.80	0.00	749.95	0.00
30/06/2022	Closing Balance	0.00	0.00	0.00	0.00
<b>Investments - SHIBCOIN</b>					
01/07/2021	Opening Balance	0.00	0.00	0.00	0.00
26/10/2021	SHIB Unlisted Security Acquisition	9,844,859.50	629.85	0.00	629.85
26/10/2021	SHIB Unlisted Security Acquisition	19,809,990.90	1,231.00	0.00	1,860.85
26/10/2021	SHIB Unlisted Security Acquisition	41,228,943.67	2,326.08	0.00	4,186.93
03/12/2021	SHIB Unlisted Security Acquisition	11,897,864.89	765.07	0.00	4,952.00
04/05/2022	SHIB Unlisted Security Disposal	-82,781,658.96	0.00	4,952.00	0.00
30/06/2022	Closing Balance	0.00	0.00	0.00	0.00
<b>Investments - Siacoin</b>					
01/07/2021	Opening Balance	1,900.00	0.00	0.00	31.54
17/07/2021	S SC	-1,900.00	0.00	50.04	18.50
30/06/2022	Market Value Adjustment	0.00	18.50	0.00	0.00
30/06/2022	Closing Balance	0.00	0.00	0.00	0.00
<b>Investments - StormX</b>					

Date	Description	Quantity	Debits	Credits	Balance
01/07/2021	Opening Balance	2,156.00	0.00	0.00	53.04
17/07/2021	S STMX	-2,156.00	0.00	100.08	47.04
30/06/2022	Market Value Adjustment	0.00	47.04	0.00	0.00
30/06/2022	Closing Balance	0.00	0.00	0.00	0.00
<b>Investments - The Sandbox</b>					
01/07/2021	Opening Balance	0.00	0.00	0.00	0.00
23/11/2021	B SAND	74.73	671.64	0.00	671.64
14/04/2022	S SAND	-74.73	0.00	671.64	0.00
30/06/2022	Closing Balance	0.00	0.00	0.00	0.00
<b>Investments - Theta Coin</b>					
01/07/2021	Opening Balance	1,796.70	0.00	0.00	15,938.77
17/07/2021	THETA Unlisted Security Acquisition	203.30	1,323.50	0.00	17,262.27
10/05/2022	THETA Unlisted Security Disposal	-2,000.00	0.00	1,940.51	15,321.76
30/06/2022	Market Value Adjustment	0.00	0.00	15,321.76	0.00
30/06/2022	Closing Balance	0.00	0.00	0.00	0.00
<b>Investments - Tron</b>					
01/07/2021	Opening Balance	11,074.00	0.00	0.00	972.30
10/05/2022	S TRX	-11,074.00	0.00	503.50	468.80
30/06/2022	Market Value Adjustment	0.00	0.00	468.80	0.00
30/06/2022	Closing Balance	0.00	0.00	0.00	0.00

Date	Description	Quantity	Debits	Credits	Balance
<b>Investments - USDT (Tether)</b>					
01/07/2021	Opening Balance	0.00	0.00	0.00	0.00
04/02/2022	USDT1 Unlisted Security Acquisition	924.58	1,294.22	0.00	1,294.22
04/05/2022	USDT1 Unlisted Security Disposal	-924.58	0.00	1,294.22	0.00
15/06/2022	USDT1 Unlisted Security Acquisition	100.00	145.03	0.00	145.03
15/06/2022	USDT1 Unlisted Security Acquisition	200.00	290.06	0.00	435.09
15/06/2022	USDT1 Unlisted Security Acquisition	1,000.00	1,450.32	0.00	1,885.41
15/06/2022	USDT1 Unlisted Security Acquisition	1,000.00	1,450.32	0.00	3,335.73
15/06/2022	USDT1 Unlisted Security Disposal	-1,100.00	0.00	1,595.35	1,740.38
18/06/2022	USDT1 Unlisted Security Disposal	-1,000.00	0.00	1,450.32	290.06
24/06/2022	USDT1 Unlisted Security Disposal	-200.00	0.00	290.06	0.00
30/06/2022	Market Value Adjustment	0.00	5.04	0.00	5.04
30/06/2022	Unlisted Security Purchase	1,013.56	1,469.99	0.00	1,475.03
30/06/2022	Closing Balance	1,013.56	0.00	0.00	1,475.03
<b>Investments - Verge</b>					
01/07/2021	Opening Balance	2,394.00	0.00	0.00	72.78
17/07/2021	S XVG	-2,394.00	0.00	100.08	27.30
30/06/2022	Market Value Adjustment	0.00	27.30	0.00	0.00
30/06/2022	Closing Balance	0.00	0.00	0.00	0.00
<b>Investments - XLM Stellar</b>					

Date	Description	Quantity	Debits	Credits	Balance
01/07/2021	Opening Balance	1,137.00	0.00	0.00	410.68
17/07/2021	S XLM	-1,137.00	0.00	503.50	92.82
30/06/2022	Market Value Adjustment	0.00	92.82	0.00	0.00
30/06/2022	Closing Balance	0.00	0.00	0.00	0.00
<b>Investments - XRP</b>					
01/07/2021	Opening Balance	2,631.00	0.00	0.00	2,403.05
10/05/2022	S XRP	-2,631.00	0.00	873.80	1,529.25
30/06/2022	Market Value Adjustment	0.00	0.00	1,529.25	0.00
30/06/2022	Closing Balance	0.00	0.00	0.00	0.00
<b>Investments - YASHA</b>					
01/07/2021	Opening Balance	0.00	0.00	0.00	0.00
16/02/2022	B YASHA	31,446,397.00	12,149.04	0.00	12,149.04
04/05/2022	S YASHA	-31,446,397.00	0.00	12,149.04	0.00
30/06/2022	Closing Balance	0.00	0.00	0.00	0.00
<b>Investments - Emerald Health Therapeutics Inc</b>					
01/07/2021	Opening Balance	0.00	0.00	0.00	0.00
01/07/2021	UNLIST/TBD Code Change	499.00	4,339.39	0.00	4,339.39
30/06/2022	Market Value Adjustment	0.00	0.00	4,325.46	13.93
30/06/2022	Closing Balance	499.00	0.00	0.00	13.93
<b>Investments - Emerald Health Therapeutics</b>					

Date	Description	Quantity	Debits	Credits	Balance
01/07/2021	Opening Balance	499.00	0.00	0.00	83.13
01/07/2021	UNLIST/TBD Code Change	-499.00	0.00	4,339.39	4,256.26
30/06/2022	Market Value Adjustment	0.00	4,256.26	0.00	0.00
30/06/2022	Closing Balance	0.00	0.00	0.00	0.00
<b>Investments - Gold Royalty Corp</b>					
01/07/2021	Opening Balance	0.00	0.00	0.00	0.00
11/05/2022	Bght 335 GROY:US @ 4.6559	335.00	1,559.73	0.00	1,559.73
30/06/2022	Market Value Adjustment	0.00	0.00	465.59	1,094.14
30/06/2022	Closing Balance	335.00	0.00	0.00	1,094.14
<b>Investments - Nuvve Holding Corp</b>					
01/07/2021	Opening Balance	0.00	0.00	0.00	0.00
10/12/2021	Bght 100 NVVE:US @ 21.5196	100.00	2,151.96	0.00	2,151.96
30/06/2022	Market Value Adjustment	0.00	0.00	1,472.62	679.34
30/06/2022	Closing Balance	100.00	0.00	0.00	679.34
<b>Investments - Tritium DCFC Limited</b>					
01/07/2021	Opening Balance	0.00	0.00	0.00	0.00
15/02/2022	Bght 120 DCFC:US @ 13.9582	120.00	1,674.98	0.00	1,674.98
30/06/2022	Market Value Adjustment	0.00	0.00	614.16	1,060.82
30/06/2022	Closing Balance	120.00	0.00	0.00	1,060.82
<b>Investments - Gold Minted Bar</b>					

Date	Description	Quantity	Debits	Credits	Balance
01/07/2021	Opening Balance	4.00	0.00	0.00	9,379.32
07/07/2021	Transfer to other Bank NetBank Jaggards	1.00	2,480.00	0.00	11,859.32
06/10/2021	Transfer To Jaggards Pty Limited NetBank Jaggards for M and M King Sup...	1.00	2,504.00	0.00	14,363.32
21/10/2021	Transfer To Jaggard NetBank Jaggards	2.00	4,931.60	0.00	19,294.92
30/06/2022	Market Value Adjustment	0.00	2,312.28	0.00	21,607.20
30/06/2022	Closing Balance	8.00	0.00	0.00	21,607.20
<b>Investments - Platinum Coin</b>					
01/07/2021	Opening Balance	6.00	0.00	0.00	8,435.94
30/06/2022	Market Value Adjustment	0.00	0.00	224.04	8,211.90
30/06/2022	Closing Balance	6.00	0.00	0.00	8,211.90
<b>Investments - Silver Minted Coins</b>					
01/07/2021	Opening Balance	203.00	0.00	0.00	6,977.11
07/07/2021	Transfer to other Bank NetBank Jaggards	100.00	4,000.00	0.00	10,977.11
06/10/2021	Transfer To Jaggards Pty Limited NetBank Jaggards for M and M King Sup...	50.00	1,835.50	0.00	12,812.61
21/10/2021	Transfer To Jaggard NetBank Jaggards	125.00	4,722.50	0.00	17,535.11
30/06/2022	Market Value Adjustment	0.00	915.69	0.00	18,450.80
30/06/2022	Closing Balance	478.00	0.00	0.00	18,450.80
<b>Cash At Bank - CBA Bank Account</b>					
01/07/2021	Opening Balance	0.00	0.00	0.00	1,350.63

Date	Description	Quantity	Debits	Credits	Balance
06/07/2021	Direct Credit 048950 Boss Access Acco Cointreee55y8728	0.00	10,000.00	0.00	11,350.63
07/07/2021	TAX OFFICE PAYMENTS NetBank BPAY 75556 001291846850263860 ATO IAS	0.00	0.00	156.00	11,194.63
07/07/2021	Transfer to other Bank NetBank Jaggards	0.00	0.00	6,480.00	4,714.63
15/07/2021	Direct Debit 523294 NEOS LIFE 111603075/4904596	0.00	0.00	349.76	4,364.87
29/07/2021	Transfer from xx6919 NetBank Mau Jun21 Super	0.00	1,026.00	0.00	5,390.87
01/08/2021	Credit Interest	0.00	0.02	0.00	5,390.89
16/08/2021	Direct Debit 523294 NEOS LIFE 111603075/5245859	0.00	0.00	349.76	5,041.13
18/08/2021	TAX OFFICE PAYMENTS NetBank BPAY 75556 001291846850263860 ATO AS 12Aug21	0.00	0.00	862.00	4,179.13
15/09/2021	Direct Debit 523294 NEOS LIFE 111603075/5609531	0.00	0.00	349.76	3,829.37
22/09/2021	Direct Credit 481471 SuperChoice P/L PC150921-163750623	0.00	3,025.38	0.00	6,854.75
06/10/2021	Transfer To Jaggards Pty Limited NetBank Jaggards for M and M King Sup...	0.00	0.00	4,339.50	2,515.25
15/10/2021	Direct Debit 523294 NEOS LIFE 111603075/5985053	0.00	0.00	349.76	2,165.49
20/10/2021	Direct Credit 048950 Boss Access Acco Cointreee5y10153	0.00	10,000.00	0.00	12,165.49
21/10/2021	Transfer To Jaggard NetBank Jaggards	0.00	0.00	9,654.10	2,511.39
28/10/2021	Direct Credit 481471 SuperChoice P/L PC221021-192501828	0.00	3,230.78	0.00	5,742.17

Date	Description	Quantity	Debits	Credits	Balance
01/11/2021	Credit Interest	0.00	0.02	0.00	5,742.19
15/11/2021	Direct Debit 523294 NEOS LIFE 111603075/6377558	0.00	0.00	349.76	5,392.43
08/12/2021	Transfer to other Bank NetBank CMC for NVVE	0.00	0.00	2,500.00	2,892.43
15/12/2021	Direct Debit 523294 NEOS LIFE 111603075/6788912	0.00	0.00	349.76	2,542.67
15/12/2021	Transfer to other Bank NetBank CMC invest	0.00	0.00	1,000.00	1,542.67
06/01/2022	Transfer From CMC back to SMSF CREDIT TO ACCOUNT	0.00	1,348.04	0.00	2,890.71
17/01/2022	Direct Debit 523294 NEOS LIFE 111603075/7202255	0.00	0.00	349.76	2,540.95
20/01/2022	Direct Credit 481471 SuperChoice P/L PC140122-187037204	0.00	1,243.19	0.00	3,784.14
01/02/2022	Transfer to CBA A/c CommBank app SMSF to MandM	0.00	0.00	2,000.00	1,784.14
02/02/2022	Transfer from xx7903 NetBank MandM to SMSF	0.00	2,000.00	0.00	3,784.14
11/02/2022	Transfer to other Bank CommBank app For DCFC	0.00	0.00	2,000.00	1,784.14
15/02/2022	Direct Debit 523294 NEOS LIFE 111603075/7623960	0.00	0.00	349.76	1,434.38
11/03/2022	Transfer from xx3721 NetBank DandA to SMSF	0.00	1,000.00	0.00	2,434.38
12/03/2022	Transfer from xx7903 NetBank MandM to SMSF	0.00	300.00	0.00	2,734.38
15/03/2022	Direct Debit 002631 BT Life Insuranc Y0889241 062-227	0.00	0.00	4,586.44	1,852.06



Date	Description	Quantity	Debits	Credits	Balance
15/03/2022	Direct Debit 523294 NEOS LIFE 111603075/8065126	0.00	0.00	349.76	2,201.82
15/03/2022	Return 15/03/22 Direct Debit 002631 BT Life Insuranc Y0889241 062-227	0.00	4,586.44	0.00	2,384.62
15/03/2022	Unpaid Payment Fee	0.00	0.00	5.00	2,379.62
19/04/2022	Direct Debit 002631 BT Life Insuranc Y0889241 062-227	0.00	0.00	4,586.44	2,206.82
19/04/2022	Direct Debit 523294 NEOS LIFE 111603075/8508282	0.00	0.00	441.28	2,648.10
19/04/2022	Return 19/04/22 Direct Debit 002631 BT Life Insuranc Y0889241 062-227	0.00	4,586.44	0.00	1,938.34
19/04/2022	TAX OFFICE PAYMENTS NetBank BPAY 75556 001291846850263860 ATO AS 21 22	0.00	0.00	1,018.00	920.34
19/04/2022	Unpaid Payment Fee	0.00	0.00	5.00	915.34
23/04/2022	Transfer from xx7903 NetBank MandM to Super	0.00	4,000.00	0.00	4,915.34
27/04/2022	Direct Debit 002631 BT Life Insuranc Y0889241 062-227	0.00	0.00	4,586.44	328.90
28/04/2022	Direct Credit 481471 SuperChoice P/L PC200422-183430549	0.00	773.16	0.00	1,102.06
03/05/2022	Transfer from xx7903 CommBank app MandM to SMSF	0.00	4,000.00	0.00	5,102.06
07/05/2022	Transfer to other Bank CommBank app SMSF to CMC Groy	0.00	0.00	1,450.00	3,652.06
16/05/2022	Direct Debit 523294 NEOS LIFE 111603075/8950315	0.00	0.00	441.28	3,210.78
15/06/2022	Direct Debit 523294 NEOS LIFE 111603075/9404890	0.00	0.00	441.28	2,769.50

Date	Description	Quantity	Debits	Credits	Balance
21/06/2022	Transfer from xx7903 CommBank app MandM to SMSF	0.00	5,000.00	0.00	7,769.50
30/06/2022	Closing Balance	0.00	0.00	0.00	7,769.50
<b>Cash At Bank - CMC Cash Account</b>					
01/07/2021	Opening Balance	0.00	0.00	0.00	0.00
08/12/2021	Transfer to other Bank NetBank CMC for NVVE	0.00	2,500.00	0.00	2,500.00
10/12/2021	Bght 100 NVVE:US @ 21.5196	0.00	0.00	2,151.96	348.04
15/12/2021	Transfer to other Bank NetBank CMC invest	0.00	1,000.00	0.00	1,348.04
31/12/2021	DE: 012-010 400213961	0.00	0.00	1,348.04	0.00
11/02/2022	Transfer to other Bank CommBank app For DCFC	0.00	2,000.00	0.00	2,000.00
15/02/2022	Bght 120 DCFC:US @ 13.9582	0.00	0.00	1,674.98	325.02
07/05/2022	Transfer to other Bank CommBank app SMSF to CMC Groy	0.00	1,450.00	0.00	1,775.02
11/05/2022	Bght 335 GROY:US @	0.00	0.00	1,559.73	215.29
30/06/2022	Closing Balance	0.00	0.00	0.00	215.29
<b>Other Assets - Sundry Assets / Cryptocurrency Wallet</b>					
01/07/2021	Opening Balance	0.00	0.00	0.00	0.00
01/07/2021	B ETH	0.00	0.00	3.52	3.52
01/07/2021	B ETH	0.00	0.00	9.57	13.09
01/07/2021	B ETH	0.00	0.00	21.71	34.80

Date	Description	Quantity	Debits	Credits	Balance
01/07/2021	B ETH	0.00	0.00	35.36	70.16
01/07/2021	B ETH	0.00	0.00	141.34	211.50
01/07/2021	B ETH	0.00	0.00	2,624.65	2,836.15
01/07/2021	B ETH	0.00	0.00	9,470.00	12,306.15
01/07/2021	B HEX	0.00	0.00	19.44	12,325.59
01/07/2021	B HEX	0.00	0.00	104.30	12,429.89
01/07/2021	B HEX	0.00	0.00	163.96	12,593.85
01/07/2021	B HEX	0.00	0.00	347.98	12,941.83
01/07/2021	B HEX	0.00	0.00	408.61	13,350.44
01/07/2021	B HEX	0.00	0.00	634.38	13,984.82
01/07/2021	B HEX	0.00	0.00	724.30	14,709.12
01/07/2021	B HEX	0.00	0.00	724.67	15,433.79
01/07/2021	B HEX	0.00	0.00	758.29	16,192.08
01/07/2021	B HEX	0.00	0.00	758.39	16,950.47
01/07/2021	B HEX	0.00	0.00	816.49	17,766.96
01/07/2021	B HEX	0.00	0.00	829.39	18,596.35
01/07/2021	B HEX	0.00	0.00	837.91	19,434.26
01/07/2021	B HEX	0.00	0.00	8,130.47	27,564.73
01/07/2021	B HEX	0.00	0.00	14,904.44	42,469.17
01/07/2021	ETHEREUM Unlisted Security Disposal	0.00	2.21	0.00	42,466.96

Date	Description	Quantity	Debits	Credits	Balance
01/07/2021	ETHEREUM Unlisted Security Disposal	0.00	11.17	0.00	42,455.79
01/07/2021	ETHEREUM Unlisted Security Disposal	0.00	11.85	0.00	42,443.94
01/07/2021	ETHEREUM Unlisted Security Disposal	0.00	12.88	0.00	42,431.06
01/07/2021	ETHEREUM Unlisted Security Disposal	0.00	14.32	0.00	42,416.74
01/07/2021	ETHEREUM Unlisted Security Disposal	0.00	14.45	0.00	42,402.29
01/07/2021	ETHEREUM Unlisted Security Disposal	0.00	15.29	0.00	42,387.00
01/07/2021	ETHEREUM Unlisted Security Disposal	0.00	15.37	0.00	42,371.63
01/07/2021	ETHEREUM Unlisted Security Disposal	0.00	22.35	0.00	42,349.28
01/07/2021	ETHEREUM Unlisted Security Disposal	0.00	22.81	0.00	42,326.47
01/07/2021	ETHEREUM Unlisted Security Disposal	0.00	25.48	0.00	42,300.99
01/07/2021	ETHEREUM Unlisted Security Disposal	0.00	27.08	0.00	42,273.91
01/07/2021	ETHEREUM Unlisted Security Disposal	0.00	169.61	0.00	42,104.30
01/07/2021	HEX Opening	0.00	0.00	3,001.23	45,105.53
01/07/2021	HEX Unlisted Security Disposal	0.00	19.44	0.00	45,086.09
01/07/2021	HEX Unlisted Security Disposal	0.00	166.74	0.00	44,919.35
01/07/2021	HEX Unlisted Security Disposal	0.00	230.97	0.00	44,688.38
01/07/2021	HEX Unlisted Security Disposal	0.00	724.30	0.00	43,964.08
01/07/2021	HEX Unlisted Security Disposal	0.00	736.95	0.00	43,227.13
01/07/2021	HEX Unlisted Security Disposal	0.00	758.39	0.00	42,468.74
01/07/2021	HEX Unlisted Security Disposal	0.00	764.58	0.00	41,704.16

Date	Description	Quantity	Debits	Credits	Balance
01/07/2021	HEX Unlisted Security Disposal	0.00	771.13	0.00	40,933.03
01/07/2021	HEX Unlisted Security Disposal	0.00	799.26	0.00	40,133.77
01/07/2021	HEX Unlisted Security Disposal	0.00	818.42	0.00	39,315.35
01/07/2021	HEX Unlisted Security Disposal	0.00	830.32	0.00	38,485.03
01/07/2021	HEX Unlisted Security Disposal	0.00	843.44	0.00	37,641.59
01/07/2021	HEX Unlisted Security Disposal	0.00	852.10	0.00	36,789.49
01/07/2021	HEX Unlisted Security Disposal	0.00	1,509.19	0.00	35,280.30
01/07/2021	HEX Unlisted Security Disposal	0.00	8,024.46	0.00	27,255.84
01/07/2021	HEX Unlisted Security Disposal	0.00	15,156.91	0.00	12,098.93
02/07/2021	ETHEREUM Unlisted Security Disposal	0.00	134.52	0.00	11,964.41
02/07/2021	ETHEREUM Unlisted Security Disposal	0.00	866.22	0.00	11,098.19
02/07/2021	ETHEREUM Unlisted Security Disposal	0.00	8,999.26	0.00	2,098.93
06/07/2021	Direct Credit 048950 Boss Access Acco Cointreee55y8728	0.00	0.00	10,000.00	12,098.93
16/07/2021	ETHEREUM Unlisted Security Disposal	0.00	3.15	0.00	12,095.78
16/07/2021	HEX Unlisted Security Disposal	0.00	232.42	0.00	11,863.36
17/07/2021	ETHEREUM Unlisted Security Disposal	0.00	8.79	0.00	11,854.57
17/07/2021	FUN.COIN Unlisted Security Acquisition	0.00	0.00	263.25	12,117.82
17/07/2021	HEX Unlisted Security Disposal	0.00	877.48	0.00	11,240.34
17/07/2021	HEX Unlisted Security Disposal	0.00	1,362.30	0.00	9,878.04

Date	Description	Quantity	Debits	Credits	Balance
17/07/2021	S BTS	0.00	51.81	0.00	9,826.23
17/07/2021	S CELR	0.00	46.40	0.00	9,779.83
17/07/2021	S DGB	0.00	155.50	0.00	9,624.33
17/07/2021	S FTT	0.00	143.99	0.00	9,480.34
17/07/2021	S HBAR	0.00	254.27	0.00	9,226.07
17/07/2021	S IOST	0.00	41.64	0.00	9,184.43
17/07/2021	S IOTX	0.00	37.49	0.00	9,146.94
17/07/2021	S POWR	0.00	123.97	0.00	9,022.97
17/07/2021	S QKC	0.00	36.27	0.00	8,986.70
17/07/2021	S QKC	0.00	328.74	0.00	8,657.96
17/07/2021	S REQ	0.00	95.03	0.00	8,562.93
17/07/2021	S SC	0.00	26.95	0.00	8,535.98
17/07/2021	S STMX	0.00	44.92	0.00	8,491.06
17/07/2021	S XLM	0.00	356.88	0.00	8,134.18
17/07/2021	S XVG	0.00	58.96	0.00	8,075.22
17/07/2021	THETA Unlisted Security Acquisition	0.00	0.00	1,323.50	9,398.72
05/08/2021	B ETH	0.00	0.00	37.37	9,436.09
05/08/2021	B ETH	0.00	0.00	40.92	9,477.01
05/08/2021	B ETH	0.00	0.00	259.73	9,736.74
05/08/2021	B ETH	0.00	0.00	5,168.85	14,905.59

Date	Description	Quantity	Debits	Credits	Balance
05/08/2021	B ETH	0.00	0.00	10,562.00	25,467.59
05/08/2021	B HEX	0.00	0.00	6,193.82	31,661.41
05/08/2021	B HEX	0.00	0.00	6,193.82	37,855.23
05/08/2021	B HEX	0.00	0.00	15,828.01	53,683.24
05/08/2021	B HEX	0.00	0.00	20,549.81	74,233.05
05/08/2021	B HEX	0.00	0.00	20,646.05	94,879.10
05/08/2021	ETHEREUM Unlisted Security Disposal	0.00	27.72	0.00	94,851.38
05/08/2021	ETHEREUM Unlisted Security Disposal	0.00	260.99	0.00	94,590.39
05/08/2021	ETHEREUM Unlisted Security Disposal	0.00	3,278.85	0.00	91,311.54
05/08/2021	ETHEREUM Unlisted Security Disposal	0.00	10,613.11	0.00	80,698.43
05/08/2021	HEX Unlisted Security Disposal	0.00	668.32	0.00	80,030.11
05/08/2021	HEX Unlisted Security Disposal	0.00	15,356.71	0.00	64,673.40
15/08/2021	B ETH	0.00	0.00	46.04	64,719.44
15/08/2021	B ETH	0.00	0.00	2,287.95	67,007.39
15/08/2021	B ETH	0.00	0.00	19,214.59	86,221.98
15/08/2021	HEX Unlisted Security Disposal	0.00	21,503.10	0.00	64,718.88
18/08/2021	B ETH	0.00	0.00	19.60	64,738.48
18/08/2021	B ETH	0.00	0.00	22.90	64,761.38
18/08/2021	B ETH	0.00	0.00	146.77	64,908.15
18/08/2021	B ETH	0.00	0.00	313.39	65,221.54

Date	Description	Quantity	Debits	Credits	Balance
18/08/2021	B ETH	0.00	0.00	6,648.76	71,870.30
18/08/2021	B ETH	0.00	0.00	7,545.88	79,416.18
18/08/2021	ETHEREUM Unlisted Security Disposal	0.00	2,309.49	0.00	77,106.69
18/08/2021	ETHEREUM Unlisted Security Disposal	0.00	6,362.58	0.00	70,744.11
18/08/2021	HEX Unlisted Security Disposal	0.00	7,101.06	0.00	63,643.05
18/08/2021	HEX Unlisted Security Disposal	0.00	7,500.76	0.00	56,142.29
21/08/2021	B HEX	0.00	0.00	119.36	56,261.65
21/08/2021	B HEX	0.00	0.00	256.06	56,517.71
21/08/2021	B HEX	0.00	0.00	256.06	56,773.77
21/08/2021	B HEX	0.00	0.00	2,560.56	59,334.33
21/08/2021	B HEX	0.00	0.00	2,560.56	61,894.89
21/08/2021	B HEX	0.00	0.00	2,560.56	64,455.45
21/08/2021	B HEX	0.00	0.00	2,560.56	67,016.01
21/08/2021	B HEX	0.00	0.00	2,560.56	69,576.57
21/08/2021	B HEX	0.00	0.00	2,560.56	72,137.13
21/08/2021	B HEX	0.00	0.00	2,560.56	74,697.69
21/08/2021	B HEX	0.00	0.00	2,560.56	77,258.25
21/08/2021	B HEX	0.00	0.00	2,560.56	79,818.81
21/08/2021	B HEX	0.00	0.00	2,802.77	82,621.58
21/08/2021	B HEX	0.00	0.00	25,605.62	108,227.20



Date	Description	Quantity	Debits	Credits	Balance
21/08/2021	ETHEREUM Unlisted Security Disposal	0.00	20.70	0.00	108,206.50
21/08/2021	ETHEREUM Unlisted Security Disposal	0.00	7,019.14	0.00	101,187.36
21/08/2021	ETHEREUM Unlisted Security Disposal	0.00	20,621.16	0.00	80,566.20
28/08/2021	B ETH	0.00	0.00	16.08	80,582.28
28/08/2021	B ETH	0.00	0.00	18.60	80,600.88
28/08/2021	B ETH	0.00	0.00	18.71	80,619.59
28/08/2021	B ETH	0.00	0.00	19.27	80,638.86
28/08/2021	B ETH	0.00	0.00	20.38	80,659.24
28/08/2021	B ETH	0.00	0.00	20.86	80,680.10
28/08/2021	B ETH	0.00	0.00	21.17	80,701.27
28/08/2021	B ETH	0.00	0.00	21.93	80,723.20
28/08/2021	B ETH	0.00	0.00	22.14	80,745.34
28/08/2021	B ETH	0.00	0.00	23.15	80,768.49
28/08/2021	B ETH	0.00	0.00	25.82	80,794.31
28/08/2021	B ETH	0.00	0.00	27.37	80,821.68
28/08/2021	B ETH	0.00	0.00	30.01	80,851.69
28/08/2021	B ETH	0.00	0.00	40.01	80,891.70
28/08/2021	B ETH	0.00	0.00	62.04	80,953.74
28/08/2021	B ETH	0.00	0.00	266.82	81,220.56
28/08/2021	B ETH	0.00	0.00	280.26	81,500.82

Date	Description	Quantity	Debits	Credits	Balance
28/08/2021	B ETH	0.00	0.00	280.48	81,781.30
28/08/2021	B ETH	0.00	0.00	282.45	82,063.75
28/08/2021	B ETH	0.00	0.00	289.64	82,353.39
28/08/2021	B ETH	0.00	0.00	299.12	82,652.51
28/08/2021	B ETH	0.00	0.00	310.78	82,963.29
28/08/2021	B ETH	0.00	0.00	317.00	83,280.29
28/08/2021	B ETH	0.00	0.00	335.57	83,615.86
28/08/2021	B ETH	0.00	0.00	368.06	83,983.92
28/08/2021	B ETH	0.00	0.00	418.06	84,401.98
28/08/2021	B ETH	0.00	0.00	473.38	84,875.36
28/08/2021	B ETH	0.00	0.00	5,124.82	90,000.18
28/08/2021	B ETH	0.00	0.00	6,679.12	96,679.30
28/08/2021	B ETH	0.00	0.00	13,425.56	110,104.86
28/08/2021	ETHEREUM Unlisted Security Disposal	0.00	15.96	0.00	110,088.90
28/08/2021	ETHEREUM Unlisted Security Disposal	0.00	20.23	0.00	110,068.67
28/08/2021	ETHEREUM Unlisted Security Disposal	0.00	23.35	0.00	110,045.32
28/08/2021	ETHEREUM Unlisted Security Disposal	0.00	319.51	0.00	109,725.81
28/08/2021	ETHEREUM Unlisted Security Disposal	0.00	5,098.86	0.00	104,626.95
28/08/2021	ETHEREUM Unlisted Security Disposal	0.00	7,932.90	0.00	96,694.05
28/08/2021	ETHEREUM Unlisted Security Disposal	0.00	13,323.55	0.00	83,370.50

Date	Description	Quantity	Debits	Credits	Balance
28/08/2021	HEX Unlisted Security Disposal	0.00	139.93	0.00	83,230.57
28/08/2021	HEX Unlisted Security Disposal	0.00	312.38	0.00	82,918.19
28/08/2021	HEX Unlisted Security Disposal	0.00	312.38	0.00	82,605.81
28/08/2021	HEX Unlisted Security Disposal	0.00	29,389.04	0.00	53,216.77
28/08/2021	HEX Unlisted Security Disposal	0.00	29,877.56	0.00	23,339.21
31/08/2021	ETHEREUM Unlisted Security Disposal	0.00	19.09	0.00	23,320.12
31/08/2021	ETHEREUM Unlisted Security Disposal	0.00	19.21	0.00	23,300.91
31/08/2021	ETHEREUM Unlisted Security Disposal	0.00	19.78	0.00	23,281.13
31/08/2021	ETHEREUM Unlisted Security Disposal	0.00	21.42	0.00	23,259.71
31/08/2021	ETHEREUM Unlisted Security Disposal	0.00	21.73	0.00	23,237.98
31/08/2021	ETHEREUM Unlisted Security Disposal	0.00	22.51	0.00	23,215.47
31/08/2021	ETHEREUM Unlisted Security Disposal	0.00	22.73	0.00	23,192.74
31/08/2021	ETHEREUM Unlisted Security Disposal	0.00	23.76	0.00	23,168.98
31/08/2021	ETHEREUM Unlisted Security Disposal	0.00	28.10	0.00	23,140.88
31/08/2021	HEX Unlisted Security Disposal	0.00	3,348.55	0.00	19,792.33
31/08/2021	HEX Unlisted Security Disposal	0.00	3,348.55	0.00	16,443.78
31/08/2021	HEX Unlisted Security Disposal	0.00	3,419.64	0.00	13,024.14
31/08/2021	HEX Unlisted Security Disposal	0.00	3,419.64	0.00	9,604.50
31/08/2021	HEX Unlisted Security Disposal	0.00	3,419.64	0.00	6,184.86
31/08/2021	HEX Unlisted Security Disposal	0.00	3,419.64	0.00	2,765.22

Date	Description	Quantity	Debits	Credits	Balance
31/08/2021	HEX Unlisted Security Disposal	0.00	3,419.64	0.00	654.42
31/08/2021	HEX Unlisted Security Disposal	0.00	3,419.64	0.00	4,074.06
31/08/2021	HEX Unlisted Security Disposal	0.00	3,419.64	0.00	7,493.70
10/09/2021	B HEX	0.00	0.00	244.69	7,249.01
10/09/2021	B HEX	0.00	0.00	504.86	6,744.15
10/09/2021	B HEX	0.00	0.00	906.35	5,837.80
10/09/2021	B HEX	0.00	0.00	1,900.47	3,937.33
10/09/2021	B HEX	0.00	0.00	2,431.41	1,505.92
10/09/2021	B HEX	0.00	0.00	2,801.38	1,295.46
10/09/2021	B HEX	0.00	0.00	2,995.98	4,291.44
10/09/2021	B HEX	0.00	0.00	4,559.05	8,850.49
10/09/2021	B HEX	0.00	0.00	4,804.16	13,654.65
10/09/2021	B HEX	0.00	0.00	4,816.86	18,471.51
10/09/2021	B HEX	0.00	0.00	5,026.63	23,498.14
10/09/2021	B HEX	0.00	0.00	5,084.49	28,582.63
10/09/2021	B HEX	0.00	0.00	5,118.91	33,701.54
10/09/2021	B HEX	0.00	0.00	5,158.45	38,859.99
10/09/2021	B HEX	0.00	0.00	5,233.29	44,093.28
10/09/2021	B HEX	0.00	0.00	5,245.35	49,338.63
10/09/2021	B HEX	0.00	0.00	5,300.81	54,639.44

Date	Description	Quantity	Debits	Credits	Balance
10/09/2021	ETHEREUM Unlisted Security Disposal	0.00	278.00	0.00	54,361.44
10/09/2021	ETHEREUM Unlisted Security Disposal	0.00	292.00	0.00	54,069.44
10/09/2021	ETHEREUM Unlisted Security Disposal	0.00	292.23	0.00	53,777.21
10/09/2021	ETHEREUM Unlisted Security Disposal	0.00	294.28	0.00	53,482.93
10/09/2021	ETHEREUM Unlisted Security Disposal	0.00	303.21	0.00	53,179.72
10/09/2021	ETHEREUM Unlisted Security Disposal	0.00	311.65	0.00	52,868.07
10/09/2021	ETHEREUM Unlisted Security Disposal	0.00	323.80	0.00	52,544.27
10/09/2021	ETHEREUM Unlisted Security Disposal	0.00	330.28	0.00	52,213.99
10/09/2021	ETHEREUM Unlisted Security Disposal	0.00	349.63	0.00	51,864.36
10/09/2021	ETHEREUM Unlisted Security Disposal	0.00	383.48	0.00	51,480.88
10/09/2021	ETHEREUM Unlisted Security Disposal	0.00	435.58	0.00	51,045.30
10/09/2021	ETHEREUM Unlisted Security Disposal	0.00	493.21	0.00	50,552.09
25/09/2021	B ETH	0.00	0.00	4.54	50,556.63
25/09/2021	B ETH	0.00	0.00	20.79	50,577.42
25/09/2021	B ETH	0.00	0.00	23.13	50,600.55
25/09/2021	B ETH	0.00	0.00	73.62	50,674.17
25/09/2021	B ETH	0.00	0.00	107.34	50,781.51
25/09/2021	B ETH	0.00	0.00	109.49	50,891.00
25/09/2021	B ETH	0.00	0.00	118.20	51,009.20
25/09/2021	B ETH	0.00	0.00	119.76	51,128.96

Date	Description	Quantity	Debits	Credits	Balance
25/09/2021	B ETH	0.00	0.00	141.07	51,270.03
25/09/2021	B ETH	0.00	0.00	158.93	51,428.96
25/09/2021	B ETH	0.00	0.00	2,554.23	53,983.19
25/09/2021	B ETH	0.00	0.00	4,046.69	58,029.88
25/09/2021	B ETH	0.00	0.00	4,089.00	62,118.88
25/09/2021	B ETH	0.00	0.00	4,286.68	66,405.56
25/09/2021	B ETH	0.00	0.00	9,923.77	76,329.33
25/09/2021	B HEX	0.00	0.00	5,307.72	81,637.05
25/09/2021	B HEX	0.00	0.00	5,325.85	86,962.90
25/09/2021	B HEX	0.00	0.00	5,585.63	92,548.53
25/09/2021	ETHEREUM Unlisted Security Disposal	0.00	4.64	0.00	92,543.89
25/09/2021	ETHEREUM Unlisted Security Disposal	0.00	22.75	0.00	92,521.14
25/09/2021	ETHEREUM Unlisted Security Disposal	0.00	26.66	0.00	92,494.48
25/09/2021	ETHEREUM Unlisted Security Disposal	0.00	120.99	0.00	92,373.49
25/09/2021	ETHEREUM Unlisted Security Disposal	0.00	122.59	0.00	92,250.90
25/09/2021	ETHEREUM Unlisted Security Disposal	0.00	162.68	0.00	92,088.22
25/09/2021	ETHEREUM Unlisted Security Disposal	0.00	5,932.96	0.00	86,155.26
25/09/2021	ETHEREUM Unlisted Security Disposal	0.00	9,961.80	0.00	76,193.46
25/09/2021	HEX Unlisted Security Disposal	0.00	245.97	0.00	75,947.49
25/09/2021	HEX Unlisted Security Disposal	0.00	501.18	0.00	75,446.31

Date	Description	Quantity	Debits	Credits	Balance
25/09/2021	HEX Unlisted Security Disposal	0.00	2,444.20	0.00	73,002.11
25/09/2021	HEX Unlisted Security Disposal	0.00	2,816.69	0.00	70,185.42
25/09/2021	HEX Unlisted Security Disposal	0.00	2,982.81	0.00	67,202.61
25/09/2021	HEX Unlisted Security Disposal	0.00	4,783.04	0.00	62,419.57
25/09/2021	HEX Unlisted Security Disposal	0.00	4,843.19	0.00	57,576.38
25/09/2021	HEX Unlisted Security Disposal	0.00	5,096.41	0.00	52,479.97
25/09/2021	HEX Unlisted Security Disposal	0.00	5,111.24	0.00	47,368.73
25/09/2021	HEX Unlisted Security Disposal	0.00	5,185.59	0.00	42,183.14
25/09/2021	HEX Unlisted Security Disposal	0.00	5,304.65	0.00	36,878.49
25/09/2021	HEX Unlisted Security Disposal	0.00	5,329.78	0.00	31,548.71
25/09/2021	HEX Unlisted Security Disposal	0.00	7,018.94	0.00	24,529.77
28/09/2021	B HEX	0.00	0.00	2,294.43	26,824.20
28/09/2021	B HEX	0.00	0.00	4,648.45	31,472.65
28/09/2021	ETHEREUM Unlisted Security Disposal	0.00	2,603.01	0.00	28,869.64
28/09/2021	ETHEREUM Unlisted Security Disposal	0.00	4,339.87	0.00	24,529.77
06/10/2021	ETHEREUM Unlisted Security Disposal	0.00	4,776.71	0.00	19,753.06
06/10/2021	FUN.COIN Unlisted Security Disposal	0.00	304.09	0.00	19,448.97
06/10/2021	FUN.COIN Unlisted Security Disposal	0.00	307.59	0.00	19,141.38
06/10/2021	FUN.COIN Unlisted Security Disposal	0.00	3,216.49	0.00	15,924.89
06/10/2021	KUMA Unlisted Security Acquisition	0.00	0.00	10.48	15,935.37

Date	Description	Quantity	Debits	Credits	Balance
06/10/2021	KUMA Unlisted Security Acquisition	0.00	0.00	524.13	16,459.50
06/10/2021	KUMA Unlisted Security Acquisition	0.00	0.00	992.48	17,451.98
06/10/2021	KUMA Unlisted Security Acquisition	0.00	0.00	1,048.26	18,500.24
06/10/2021	KUMA Unlisted Security Acquisition	0.00	0.00	1,048.26	19,548.50
06/10/2021	KUMA Unlisted Security Acquisition	0.00	0.00	1,153.09	20,701.59
12/10/2021	B ETH	0.00	0.00	11.55	20,713.14
12/10/2021	B ETH	0.00	0.00	14.17	20,727.31
12/10/2021	B ETH	0.00	0.00	20.97	20,748.28
12/10/2021	B ETH	0.00	0.00	40.63	20,788.91
12/10/2021	B ETH	0.00	0.00	50.98	20,839.89
12/10/2021	B ETH	0.00	0.00	91.46	20,931.35
12/10/2021	B ETH	0.00	0.00	498.52	21,429.87
12/10/2021	B ETH	0.00	0.00	6,128.04	27,557.91
12/10/2021	ETHEREUM Unlisted Security Disposal	0.00	27.98	0.00	27,529.93
12/10/2021	KUMA Unlisted Security Disposal	0.00	6,723.87	0.00	20,806.06
13/10/2021	B HINA	0.00	0.00	4,786.28	25,592.34
13/10/2021	ETHEREUM Unlisted Security Disposal	0.00	24.59	0.00	25,567.75
13/10/2021	ETHEREUM Unlisted Security Disposal	0.00	4,786.28	0.00	20,781.47
13/10/2021	HEX Unlisted Security Disposal	0.00	1,487.31	0.00	19,294.16
13/10/2021	HEX Unlisted Security Disposal	0.00	3,567.93	0.00	15,726.23



Date	Description	Quantity	Debits	Credits	Balance
15/10/2021	B HINA	0.00	0.00	4,828.24	20,554.47
15/10/2021	KUMA Unlisted Security Disposal	0.00	44.65	0.00	20,509.82
15/10/2021	KUMA Unlisted Security Disposal	0.00	4,464.95	0.00	16,044.87
16/10/2021	B DINU	0.00	0.00	4,486.95	20,531.82
16/10/2021	KUMA Unlisted Security Disposal	0.00	1,415.64	0.00	19,116.18
16/10/2021	KUMA Unlisted Security Disposal	0.00	2,862.33	0.00	16,253.85
17/10/2021	ETHEREUM Unlisted Security Disposal	0.00	22.11	0.00	16,231.74
18/10/2021	B ETH	0.00	0.00	7.20	16,238.94
18/10/2021	B ETH	0.00	0.00	13.86	16,252.80
18/10/2021	B ETH	0.00	0.00	22.41	16,275.21
18/10/2021	B ETH	0.00	0.00	23.12	16,298.33
18/10/2021	B ETH	0.00	0.00	92.61	16,390.94
18/10/2021	B ETH	0.00	0.00	126.63	16,517.57
18/10/2021	B ETH	0.00	0.00	134.45	16,652.02
18/10/2021	B ETH	0.00	0.00	155.64	16,807.66
18/10/2021	B ETH	0.00	0.00	370.55	17,178.21
18/10/2021	B ETH	0.00	0.00	564.14	17,742.35
18/10/2021	B ETH	0.00	0.00	568.25	18,310.60
18/10/2021	B ETH	0.00	0.00	589.61	18,900.21
18/10/2021	B ETH	0.00	0.00	598.61	19,498.82

Date	Description	Quantity	Debits	Credits	Balance
18/10/2021	B ETH	0.00	0.00	685.53	20,184.35
18/10/2021	B ETH	0.00	0.00	710.58	20,894.93
18/10/2021	B ETH	0.00	0.00	1,074.50	21,969.43
18/10/2021	B ETH	0.00	0.00	1,102.58	23,072.01
18/10/2021	B ETH	0.00	0.00	3,859.70	26,931.71
18/10/2021	B ETH	0.00	0.00	4,795.98	31,727.69
18/10/2021	B ETH	0.00	0.00	5,119.75	36,847.44
18/10/2021	B ETH	0.00	0.00	10,081.28	46,928.72
18/10/2021	B HEX	0.00	0.00	5,266.37	52,195.09
18/10/2021	B HINA	0.00	0.00	3,050.16	55,245.25
18/10/2021	ETHEREUM Unlisted Security Disposal	0.00	14.54	0.00	55,230.71
18/10/2021	ETHEREUM Unlisted Security Disposal	0.00	22.68	0.00	55,208.03
18/10/2021	ETHEREUM Unlisted Security Disposal	0.00	41.68	0.00	55,166.35
18/10/2021	ETHEREUM Unlisted Security Disposal	0.00	52.31	0.00	55,114.04
18/10/2021	ETHEREUM Unlisted Security Disposal	0.00	506.92	0.00	54,607.12
18/10/2021	ETHEREUM Unlisted Security Disposal	0.00	3,859.70	0.00	50,747.42
18/10/2021	ETHEREUM Unlisted Security Disposal	0.00	5,266.37	0.00	45,481.05
18/10/2021	ETHEREUM Unlisted Security Disposal	0.00	6,287.29	0.00	39,193.76
18/10/2021	HEX Unlisted Security Disposal	0.00	511.64	0.00	38,682.12
18/10/2021	HEX Unlisted Security Disposal	0.00	2,790.40	0.00	35,891.72

Date	Description	Quantity	Debits	Credits	Balance
18/10/2021	HEX Unlisted Security Disposal	0.00	2,837.55	0.00	33,054.17
18/10/2021	HEX Unlisted Security Disposal	0.00	2,961.02	0.00	30,093.15
18/10/2021	HEX Unlisted Security Disposal	0.00	2,988.28	0.00	27,104.87
18/10/2021	HEX Unlisted Security Disposal	0.00	2,998.49	0.00	24,106.38
18/10/2021	HEX Unlisted Security Disposal	0.00	3,144.75	0.00	20,961.63
19/10/2021	ETHEREUM Unlisted Security Disposal	0.00	9,910.73	0.00	11,050.90
20/10/2021	B DINU	0.00	0.00	1,697.01	12,747.91
20/10/2021	Direct Credit 048950 Boss Access Acco Cointreee5y10153	0.00	0.00	10,000.00	22,747.91
20/10/2021	ETHEREUM Unlisted Security Disposal	0.00	587.02	0.00	22,160.89
20/10/2021	ETHEREUM Unlisted Security Disposal	0.00	1,109.99	0.00	21,050.90
20/10/2021	FUN.COIN Unlisted Security Disposal	0.00	202.97	0.00	20,847.93
23/10/2021	ETHEREUM Unlisted Security Disposal	0.00	671.64	0.00	20,176.29
26/10/2021	ETHEREUM Unlisted Security Disposal	0.00	103.39	0.00	20,072.90
26/10/2021	ETHEREUM Unlisted Security Disposal	0.00	629.85	0.00	19,443.05
26/10/2021	ETHEREUM Unlisted Security Disposal	0.00	1,231.00	0.00	18,212.05
26/10/2021	SHIB Unlisted Security Acquisition	0.00	0.00	629.85	18,841.90
26/10/2021	SHIB Unlisted Security Acquisition	0.00	0.00	1,231.00	20,072.90
26/10/2021	SHIB Unlisted Security Acquisition	0.00	0.00	2,326.08	22,398.98
28/10/2021	B SMI	0.00	0.00	749.95	23,148.93

Date	Description	Quantity	Debits	Credits	Balance
28/10/2021	ETHEREUM Unlisted Security Disposal	0.00	749.95	0.00	22,398.98
31/10/2021	ETHEREUM Unlisted Security Disposal	0.00	421.25	0.00	21,977.73
15/11/2021	ETHEREUM Unlisted Security Disposal	0.00	29.55	0.00	21,948.18
16/11/2021	B ETH	0.00	0.00	17.18	21,965.36
16/11/2021	B ETH	0.00	0.00	117.81	22,083.17
16/11/2021	B ETH	0.00	0.00	119.52	22,202.69
16/11/2021	B ETH	0.00	0.00	127.70	22,330.39
16/11/2021	B ETH	0.00	0.00	147.54	22,477.93
16/11/2021	B ETH	0.00	0.00	379.93	22,857.86
16/11/2021	B ETH	0.00	0.00	961.80	23,819.66
16/11/2021	B ETH	0.00	0.00	3,669.87	27,489.53
16/11/2021	B ETH	0.00	0.00	5,530.39	33,019.92
16/11/2021	S DINU	0.00	10,617.55	0.00	22,402.37
17/11/2021	ETHEREUM Unlisted Security Disposal	0.00	16.19	0.00	22,386.18
18/11/2021	ETHEREUM Unlisted Security Disposal	0.00	147.98	0.00	22,238.20
23/11/2021	B SAND	0.00	0.00	671.64	22,909.84
03/12/2021	ETHEREUM Unlisted Security Disposal	0.00	129.34	0.00	22,780.50
03/12/2021	ETHEREUM Unlisted Security Disposal	0.00	403.11	0.00	22,377.39
03/12/2021	ETHEREUM Unlisted Security Disposal	0.00	765.07	0.00	21,612.32
03/12/2021	ETHEREUM Unlisted Security Disposal	0.00	879.50	0.00	20,732.82

Date	Description	Quantity	Debits	Credits	Balance
03/12/2021	ETHEREUM Unlisted Security Disposal	0.00	1,017.41	0.00	19,715.41
03/12/2021	ETHEREUM Unlisted Security Disposal	0.00	6,153.06	0.00	13,562.35
03/12/2021	INUYASHA Unlisted Security Acquisition	0.00	0.00	879.50	14,441.85
03/12/2021	INUYASHA Unlisted Security Acquisition	0.00	0.00	4,933.02	19,374.87
03/12/2021	SHIB Unlisted Security Acquisition	0.00	0.00	765.07	20,139.94
11/12/2021	ETHEREUM Unlisted Security Disposal	0.00	15.88	0.00	20,124.06
17/12/2021	B HEX	0.00	0.00	4,085.04	24,209.10
17/12/2021	B HEX	0.00	0.00	6,794.50	31,003.60
17/12/2021	B HEX	0.00	0.00	30,219.03	61,222.63
17/12/2021	ETHEREUM Unlisted Security Disposal	0.00	116.44	0.00	61,106.19
17/12/2021	ETHEREUM Unlisted Security Disposal	0.00	134.53	0.00	60,971.66
27/12/2021	B ETH	0.00	0.00	92.08	61,063.74
27/12/2021	B ETH	0.00	0.00	113.50	61,177.24
27/12/2021	B ETH	0.00	0.00	8,641.97	69,819.21
27/12/2021	B ETH	0.00	0.00	11,274.67	81,093.88
27/12/2021	HEX Unlisted Security Disposal	0.00	1,511.71	0.00	79,582.17
27/12/2021	HEX Unlisted Security Disposal	0.00	4,945.63	0.00	74,636.54
27/12/2021	HEX Unlisted Security Disposal	0.00	5,328.01	0.00	69,308.53
27/12/2021	HEX Unlisted Security Disposal	0.00	8,225.88	0.00	61,082.65
30/12/2021	B HEX	0.00	0.00	2,876.83	63,959.48

Date	Description	Quantity	Debits	Credits	Balance
30/12/2021	B HEX	0.00	0.00	3,890.70	67,850.18
30/12/2021	B HEX	0.00	0.00	9,060.49	76,910.67
30/12/2021	ETHEREUM Unlisted Security Disposal	0.00	3,126.05	0.00	73,784.62
30/12/2021	ETHEREUM Unlisted Security Disposal	0.00	4,818.55	0.00	68,966.07
30/12/2021	ETHEREUM Unlisted Security Disposal	0.00	7,883.41	0.00	61,082.66
03/01/2022	B ETH	0.00	0.00	29.97	61,112.63
03/01/2022	B ETH	0.00	0.00	33.53	61,146.16
03/01/2022	B ETH	0.00	0.00	34.65	61,180.81
03/01/2022	B ETH	0.00	0.00	37.76	61,218.57
03/01/2022	B ETH	0.00	0.00	40.47	61,259.04
03/01/2022	B ETH	0.00	0.00	47.34	61,306.38
03/01/2022	B ETH	0.00	0.00	58.86	61,365.24
03/01/2022	B ETH	0.00	0.00	68.82	61,434.06
03/01/2022	B ETH	0.00	0.00	94.10	61,528.16
03/01/2022	B ETH	0.00	0.00	112.50	61,640.66
03/01/2022	B ETH	0.00	0.00	128.44	61,769.10
03/01/2022	B ETH	0.00	0.00	128.77	61,897.87
03/01/2022	B ETH	0.00	0.00	393.34	62,291.21
03/01/2022	B ETH	0.00	0.00	603.91	62,895.12
03/01/2022	B ETH	0.00	0.00	1,721.75	64,616.87

Date	Description	Quantity	Debits	Credits	Balance
03/01/2022	B ETH	0.00	0.00	10,697.56	75,314.43
03/01/2022	B ETH	0.00	0.00	15,751.50	91,065.93
03/01/2022	B HEX	0.00	0.00	4,224.06	95,289.99
03/01/2022	B HEX	0.00	0.00	5,412.22	100,702.21
03/01/2022	B HEX	0.00	0.00	6,189.23	106,891.44
03/01/2022	ETHEREUM Unlisted Security Disposal	0.00	102.77	0.00	106,788.67
03/01/2022	HEX Unlisted Security Disposal	0.00	2,567.78	0.00	104,220.89
03/01/2022	HEX Unlisted Security Disposal	0.00	27,330.87	0.00	76,890.02
08/01/2022	B HEX	0.00	0.00	137.55	77,027.57
08/01/2022	B HEX	0.00	0.00	798.66	77,826.23
08/01/2022	B HEX	0.00	0.00	6,361.70	84,187.93
08/01/2022	B HEX	0.00	0.00	10,881.48	95,069.41
08/01/2022	ETHEREUM Unlisted Security Disposal	0.00	25.64	0.00	95,043.77
08/01/2022	ETHEREUM Unlisted Security Disposal	0.00	28.69	0.00	95,015.08
08/01/2022	ETHEREUM Unlisted Security Disposal	0.00	29.65	0.00	94,985.43
08/01/2022	ETHEREUM Unlisted Security Disposal	0.00	32.31	0.00	94,953.12
08/01/2022	ETHEREUM Unlisted Security Disposal	0.00	34.63	0.00	94,918.49
08/01/2022	ETHEREUM Unlisted Security Disposal	0.00	8,889.22	0.00	86,029.27
08/01/2022	ETHEREUM Unlisted Security Disposal	0.00	9,152.62	0.00	76,876.65
08/01/2022	HEX Unlisted Security Disposal	0.00	780.46	0.00	76,096.19

Date	Description	Quantity	Debits	Credits	Balance
08/01/2022	HEX Unlisted Security Disposal	0.00	1,973.90	0.00	74,122.29
08/01/2022	HEX Unlisted Security Disposal	0.00	4,242.85	0.00	69,879.44
08/01/2022	HEX Unlisted Security Disposal	0.00	5,436.29	0.00	64,443.15
08/01/2022	HEX Unlisted Security Disposal	0.00	6,216.75	0.00	58,226.40
08/01/2022	HEX Unlisted Security Disposal	0.00	6,216.75	0.00	52,009.65
08/01/2022	HEX Unlisted Security Disposal	0.00	6,216.75	0.00	45,792.90
11/01/2022	B ETH	0.00	0.00	11,129.46	56,922.36
11/01/2022	ETHEREUM Unlisted Security Disposal	0.00	13,040.28	0.00	43,882.08
11/01/2022	HEX Unlisted Security Disposal	0.00	11,023.13	0.00	32,858.95
14/01/2022	B HEX	0.00	0.00	1,477.70	34,336.65
14/01/2022	ETHEREUM Unlisted Security Disposal	0.00	1,477.70	0.00	32,858.95
31/01/2022	B ETH	0.00	0.00	13.70	32,872.65
31/01/2022	B ETH	0.00	0.00	19.36	32,892.01
31/01/2022	B ETH	0.00	0.00	22.14	32,914.15
31/01/2022	B ETH	0.00	0.00	31.66	32,945.81
31/01/2022	B ETH	0.00	0.00	41.90	32,987.71
31/01/2022	B ETH	0.00	0.00	105.41	33,093.12
31/01/2022	B ETH	0.00	0.00	193.11	33,286.23
31/01/2022	B ETH	0.00	0.00	1,246.56	34,532.79
31/01/2022	B ETH	0.00	0.00	1,645.12	36,177.91



Date	Description	Quantity	Debits	Credits	Balance
31/01/2022	B ETH	0.00	0.00	11,618.85	47,796.76
31/01/2022	B HEX	0.00	0.00	315.23	48,111.99
31/01/2022	B HEX	0.00	0.00	852.20	48,964.19
31/01/2022	B HEX	0.00	0.00	1,687.02	50,651.21
31/01/2022	B HEX	0.00	0.00	1,808.74	52,459.95
31/01/2022	B HEX	0.00	0.00	2,500.90	54,960.85
31/01/2022	B HEX	0.00	0.00	2,644.65	57,605.50
31/01/2022	B HEX	0.00	0.00	4,706.76	62,312.26
31/01/2022	B HEX	0.00	0.00	5,242.07	67,554.33
31/01/2022	ETHEREUM Unlisted Security Disposal	0.00	32.63	0.00	67,521.70
31/01/2022	ETHEREUM Unlisted Security Disposal	0.00	47.44	0.00	67,474.26
31/01/2022	ETHEREUM Unlisted Security Disposal	0.00	64.86	0.00	67,409.40
31/01/2022	ETHEREUM Unlisted Security Disposal	0.00	77.55	0.00	67,331.85
31/01/2022	ETHEREUM Unlisted Security Disposal	0.00	88.77	0.00	67,243.08
31/01/2022	ETHEREUM Unlisted Security Disposal	0.00	271.15	0.00	66,971.93
31/01/2022	ETHEREUM Unlisted Security Disposal	0.00	416.30	0.00	66,555.63
31/01/2022	ETHEREUM Unlisted Security Disposal	0.00	1,640.65	0.00	64,914.98
31/01/2022	ETHEREUM Unlisted Security Disposal	0.00	9,178.56	0.00	55,736.42
31/01/2022	HEX Unlisted Security Disposal	0.00	970.32	0.00	54,766.10
31/01/2022	HEX Unlisted Security Disposal	0.00	1,661.97	0.00	53,104.13

Date	Description	Quantity	Debits	Credits	Balance
31/01/2022	HEX Unlisted Security Disposal	0.00	2,463.78	0.00	50,640.35
31/01/2022	HEX Unlisted Security Disposal	0.00	4,636.90	0.00	46,003.45
31/01/2022	HEX Unlisted Security Disposal	0.00	5,164.26	0.00	40,839.19
04/02/2022	ETHEREUM Unlisted Security Disposal	0.00	1,294.22	0.00	39,544.97
04/02/2022	USDT1 Unlisted Security Acquisition	0.00	0.00	1,294.22	40,839.19
15/02/2022	B ETH	0.00	0.00	26.39	40,865.58
15/02/2022	B ETH	0.00	0.00	42.26	40,907.84
15/02/2022	B ETH	0.00	0.00	449.96	41,357.80
15/02/2022	B ETH	0.00	0.00	2,403.93	43,761.73
15/02/2022	B ETH	0.00	0.00	3,596.01	47,357.74
15/02/2022	KUMA Unlisted Security Disposal	0.00	2,377.33	0.00	44,980.41
15/02/2022	S DINU	0.00	4,064.27	0.00	40,916.14
16/02/2022	B YASHA	0.00	0.00	12,149.04	53,065.18
16/02/2022	ETHEREUM Unlisted Security Disposal	0.00	23.86	0.00	53,041.32
16/02/2022	ETHEREUM Unlisted Security Disposal	0.00	14,166.69	0.00	38,874.63
16/02/2022	INUYASHA Unlisted Security Disposal	0.00	72.91	0.00	38,801.72
16/02/2022	INUYASHA Unlisted Security Disposal	0.00	1,095.65	0.00	37,706.07
16/02/2022	INUYASHA Unlisted Security Disposal	0.00	10,850.60	0.00	26,855.47
26/02/2022	B HEX	0.00	0.00	4,337.97	31,193.44
26/02/2022	ETHEREUM Unlisted Security Disposal	0.00	14.41	0.00	31,179.03

Date	Description	Quantity	Debits	Credits	Balance
05/03/2022	B ETH	0.00	0.00	2,355.29	33,534.32
05/03/2022	ETHEREUM Unlisted Security Disposal	0.00	188.90	0.00	33,345.42
05/03/2022	ETHEREUM Unlisted Security Disposal	0.00	1,935.27	0.00	31,410.15
05/03/2022	HEX Unlisted Security Disposal	0.00	192.20	0.00	31,217.95
05/03/2022	HEX Unlisted Security Disposal	0.00	519.61	0.00	30,698.34
07/03/2022	B ETH	0.00	0.00	3.60	30,701.94
07/03/2022	B ETH	0.00	0.00	5.21	30,707.15
07/03/2022	B ETH	0.00	0.00	5.78	30,712.93
07/03/2022	B ETH	0.00	0.00	6.43	30,719.36
07/03/2022	B ETH	0.00	0.00	6.48	30,725.84
07/03/2022	B ETH	0.00	0.00	13.47	30,739.31
07/03/2022	B ETH	0.00	0.00	29.76	30,769.07
07/03/2022	B ETH	0.00	0.00	236.44	31,005.51
07/03/2022	B ETH	0.00	0.00	1,821.40	32,826.91
07/03/2022	B ETH	0.00	0.00	4,622.95	37,449.86
07/03/2022	B HEX	0.00	0.00	516.06	37,965.92
07/03/2022	B HEX	0.00	0.00	2,647.78	40,613.70
07/03/2022	ETHEREUM Unlisted Security Disposal	0.00	20.47	0.00	40,593.23
07/03/2022	ETHEREUM Unlisted Security Disposal	0.00	361.81	0.00	40,231.42
07/03/2022	ETHEREUM Unlisted Security Disposal	0.00	1,812.56	0.00	38,418.86

Date	Description	Quantity	Debits	Credits	Balance
07/03/2022	ETHEREUM Unlisted Security Disposal	0.00	2,242.14	0.00	36,176.72
07/03/2022	ETHEREUM Unlisted Security Disposal	0.00	2,789.30	0.00	33,387.42
07/03/2022	HEX Unlisted Security Disposal	0.00	1,095.88	0.00	32,291.54
07/03/2022	HEX Unlisted Security Disposal	0.00	1,612.51	0.00	30,679.03
07/03/2022	HEX Unlisted Security Disposal	0.00	2,595.88	0.00	28,083.15
07/03/2022	HEX Unlisted Security Disposal	0.00	3,026.98	0.00	25,056.17
14/04/2022	B ETH	0.00	0.00	12.12	25,068.29
14/04/2022	B ETH	0.00	0.00	38.76	25,107.05
14/04/2022	B ETH	0.00	0.00	245.30	25,352.35
14/04/2022	ETHEREUM Unlisted Security Disposal	0.00	4.33	0.00	25,348.02
14/04/2022	S SAND	0.00	280.00	0.00	25,068.02
04/05/2022	B ETH	0.00	0.00	8.57	25,076.59
04/05/2022	B ETH	0.00	0.00	26.80	25,103.39
04/05/2022	B ETH	0.00	0.00	27.95	25,131.34
04/05/2022	B ETH	0.00	0.00	31.41	25,162.75
04/05/2022	B ETH	0.00	0.00	39.75	25,202.50
04/05/2022	B ETH	0.00	0.00	41.38	25,243.88
04/05/2022	B ETH	0.00	0.00	43.85	25,287.73
04/05/2022	B ETH	0.00	0.00	59.93	25,347.66
04/05/2022	B ETH	0.00	0.00	73.37	25,421.03

Date	Description	Quantity	Debits	Credits	Balance
04/05/2022	B ETH	0.00	0.00	84.62	25,505.65
04/05/2022	B ETH	0.00	0.00	91.80	25,597.45
04/05/2022	B ETH	0.00	0.00	93.58	25,691.03
04/05/2022	B ETH	0.00	0.00	104.47	25,795.50
04/05/2022	B ETH	0.00	0.00	118.30	25,913.80
04/05/2022	B ETH	0.00	0.00	174.64	26,088.44
04/05/2022	B ETH	0.00	0.00	174.88	26,263.32
04/05/2022	B ETH	0.00	0.00	179.47	26,442.79
04/05/2022	B ETH	0.00	0.00	186.29	26,629.08
04/05/2022	B ETH	0.00	0.00	192.73	26,821.81
04/05/2022	B ETH	0.00	0.00	198.43	27,020.24
04/05/2022	B ETH	0.00	0.00	235.62	27,255.86
04/05/2022	B ETH	0.00	0.00	253.59	27,509.45
04/05/2022	B ETH	0.00	0.00	254.26	27,763.71
04/05/2022	B ETH	0.00	0.00	271.34	28,035.05
04/05/2022	B ETH	0.00	0.00	1,988.58	30,023.63
04/05/2022	B ETH	0.00	0.00	4,141.25	34,164.88
04/05/2022	B ETH	0.00	0.00	4,457.62	38,622.50
04/05/2022	B ETH	0.00	0.00	5,498.63	44,121.13
04/05/2022	B HEX	0.00	0.00	4,609.31	48,730.44

Date	Description	Quantity	Debits	Credits	Balance
04/05/2022	B HEX	0.00	0.00	5,112.59	53,843.03
04/05/2022	ETHEREUM Unlisted Security Disposal	0.00	5.97	0.00	53,837.06
04/05/2022	ETHEREUM Unlisted Security Disposal	0.00	6.62	0.00	53,830.44
04/05/2022	ETHEREUM Unlisted Security Disposal	0.00	7.36	0.00	53,823.08
04/05/2022	ETHEREUM Unlisted Security Disposal	0.00	7.42	0.00	53,815.66
04/05/2022	ETHEREUM Unlisted Security Disposal	0.00	8.52	0.00	53,807.14
04/05/2022	ETHEREUM Unlisted Security Disposal	0.00	220.93	0.00	53,586.21
04/05/2022	ETHEREUM Unlisted Security Disposal	0.00	252.54	0.00	53,333.67
04/05/2022	ETHEREUM Unlisted Security Disposal	0.00	270.72	0.00	53,062.95
04/05/2022	ETHEREUM Unlisted Security Disposal	0.00	1,919.40	0.00	51,143.55
04/05/2022	ETHEREUM Unlisted Security Disposal	0.00	4,418.02	0.00	46,725.53
04/05/2022	ETHEREUM Unlisted Security Disposal	0.00	5,293.09	0.00	41,432.44
04/05/2022	ETHEREUM Unlisted Security Disposal	0.00	5,461.56	0.00	35,970.88
04/05/2022	HEX Unlisted Security Disposal	0.00	848.73	0.00	35,122.15
04/05/2022	HEX Unlisted Security Disposal	0.00	4,614.80	0.00	30,507.35
04/05/2022	HEX Unlisted Security Disposal	0.00	5,108.46	0.00	25,398.89
04/05/2022	S SMI	0.00	48.24	0.00	25,350.65
04/05/2022	S YASHA	0.00	4,422.71	0.00	20,927.94
04/05/2022	SHIB Unlisted Security Disposal	0.00	285.46	0.00	20,642.48
04/05/2022	SHIB Unlisted Security Disposal	0.00	344.99	0.00	20,297.49

Date	Description	Quantity	Debits	Credits	Balance
04/05/2022	SHIB Unlisted Security Disposal	0.00	574.41	0.00	19,723.08
04/05/2022	SHIB Unlisted Security Disposal	0.00	1,195.48	0.00	18,527.60
04/05/2022	USDT1 Unlisted Security Disposal	0.00	1,301.83	0.00	17,225.77
06/05/2022	B ETH	0.00	0.00	639.55	17,865.32
06/05/2022	B ETH	0.00	0.00	918.18	18,783.50
06/05/2022	B ETH	0.00	0.00	1,427.38	20,210.88
06/05/2022	B ETH	0.00	0.00	3,002.09	23,212.97
06/05/2022	B ETH	0.00	0.00	4,918.43	28,131.40
06/05/2022	B ETH	0.00	0.00	6,881.80	35,013.20
06/05/2022	B HEX	0.00	0.00	1,453.46	36,466.66
06/05/2022	B HEX	0.00	0.00	1,480.01	37,946.67
06/05/2022	B HEX	0.00	0.00	1,506.74	39,453.41
06/05/2022	B HEX	0.00	0.00	1,517.83	40,971.24
06/05/2022	B HEX	0.00	0.00	1,533.72	42,504.96
06/05/2022	B HEX	0.00	0.00	1,550.89	44,055.85
06/05/2022	B HEX	0.00	0.00	1,560.85	45,616.70
06/05/2022	B HEX	0.00	0.00	1,632.43	47,249.13
06/05/2022	B HEX	0.00	0.00	1,715.68	48,964.81
06/05/2022	B HEX	0.00	0.00	1,994.09	50,958.90
06/05/2022	B HEX	0.00	0.00	2,093.03	53,051.93

Date	Description	Quantity	Debits	Credits	Balance
06/05/2022	ETHEREUM Unlisted Security Disposal	0.00	47.15	0.00	53,004.78
06/05/2022	ETHEREUM Unlisted Security Disposal	0.00	55.16	0.00	52,949.62
06/05/2022	ETHEREUM Unlisted Security Disposal	0.00	90.92	0.00	52,858.70
06/05/2022	ETHEREUM Unlisted Security Disposal	0.00	98.55	0.00	52,760.15
06/05/2022	ETHEREUM Unlisted Security Disposal	0.00	108.89	0.00	52,651.26
06/05/2022	ETHEREUM Unlisted Security Disposal	0.00	165.20	0.00	52,486.06
06/05/2022	ETHEREUM Unlisted Security Disposal	0.00	169.66	0.00	52,316.40
06/05/2022	ETHEREUM Unlisted Security Disposal	0.00	169.90	0.00	52,146.50
06/05/2022	ETHEREUM Unlisted Security Disposal	0.00	171.47	0.00	51,975.03
06/05/2022	ETHEREUM Unlisted Security Disposal	0.00	181.82	0.00	51,793.21
06/05/2022	ETHEREUM Unlisted Security Disposal	0.00	187.19	0.00	51,606.02
06/05/2022	ETHEREUM Unlisted Security Disposal	0.00	216.87	0.00	51,389.15
06/05/2022	ETHEREUM Unlisted Security Disposal	0.00	233.42	0.00	51,155.73
06/05/2022	ETHEREUM Unlisted Security Disposal	0.00	249.76	0.00	50,905.97
06/05/2022	ETHEREUM Unlisted Security Disposal	0.00	4,023.29	0.00	46,882.68
06/05/2022	ETHEREUM Unlisted Security Disposal	0.00	4,888.92	0.00	41,993.76
06/05/2022	ETHEREUM Unlisted Security Disposal	0.00	6,845.20	0.00	35,148.56
06/05/2022	HEX Unlisted Security Disposal	0.00	1,422.41	0.00	33,726.15
06/05/2022	HEX Unlisted Security Disposal	0.00	1,448.40	0.00	32,277.75
06/05/2022	HEX Unlisted Security Disposal	0.00	1,474.82	0.00	30,802.93



Date	Description	Quantity	Debits	Credits	Balance
06/05/2022	HEX Unlisted Security Disposal	0.00	1,485.41	0.00	29,317.52
06/05/2022	HEX Unlisted Security Disposal	0.00	1,501.23	0.00	27,816.29
06/05/2022	HEX Unlisted Security Disposal	0.00	1,518.32	0.00	26,297.97
06/05/2022	HEX Unlisted Security Disposal	0.00	1,527.23	0.00	24,770.74
06/05/2022	HEX Unlisted Security Disposal	0.00	1,598.15	0.00	23,172.59
06/05/2022	HEX Unlisted Security Disposal	0.00	1,679.65	0.00	21,492.94
06/05/2022	HEX Unlisted Security Disposal	0.00	1,951.50	0.00	19,541.44
06/05/2022	HEX Unlisted Security Disposal	0.00	2,049.08	0.00	17,492.36
10/05/2022	B ETH	0.00	0.00	19.76	17,512.12
10/05/2022	B ETH	0.00	0.00	73.45	17,585.57
10/05/2022	B ETH	0.00	0.00	101.17	17,686.74
10/05/2022	B ETH	0.00	0.00	386.09	18,072.83
10/05/2022	B ETH	0.00	0.00	13,303.77	31,376.60
10/05/2022	ETHEREUM Unlisted Security Disposal	0.00	572.44	0.00	30,804.16
10/05/2022	ETHEREUM Unlisted Security Disposal	0.00	802.78	0.00	30,001.38
10/05/2022	ETHEREUM Unlisted Security Disposal	0.00	1,265.26	0.00	28,736.12
10/05/2022	ETHEREUM Unlisted Security Disposal	0.00	2,653.98	0.00	26,082.14
10/05/2022	ETHEREUM Unlisted Security Disposal	0.00	13,119.75	0.00	12,962.39
10/05/2022	S ADA	0.00	348.11	0.00	12,614.28
10/05/2022	S TRX	0.00	1,276.34	0.00	11,337.94

Date	Description	Quantity	Debits	Credits	Balance
10/05/2022	S XRP	0.00	1,971.27	0.00	9,366.67
10/05/2022	THETA Unlisted Security Disposal	0.00	552.94	0.00	8,813.73
10/05/2022	THETA Unlisted Security Disposal	0.00	1,109.70	0.00	7,704.03
10/05/2022	THETA Unlisted Security Disposal	0.00	3,777.05	0.00	3,926.98
11/05/2022	B HEX	0.00	0.00	1,417.94	5,344.92
11/05/2022	B HEX	0.00	0.00	4,328.02	9,672.94
11/05/2022	B HEX	0.00	0.00	4,539.31	14,212.25
11/05/2022	ETHEREUM Unlisted Security Disposal	0.00	72.00	0.00	14,140.25
11/05/2022	ETHEREUM Unlisted Security Disposal	0.00	99.17	0.00	14,041.08
11/05/2022	ETHEREUM Unlisted Security Disposal	0.00	357.19	0.00	13,683.89
12/05/2022	B ETH	0.00	0.00	18.51	13,702.40
12/05/2022	B ETH	0.00	0.00	34.79	13,737.19
12/05/2022	B ETH	0.00	0.00	37.73	13,774.92
12/05/2022	B ETH	0.00	0.00	39.64	13,814.56
12/05/2022	B ETH	0.00	0.00	45.32	13,859.88
12/05/2022	B ETH	0.00	0.00	51.44	13,911.32
12/05/2022	B ETH	0.00	0.00	52.13	13,963.45
12/05/2022	B ETH	0.00	0.00	57.47	14,020.92
12/05/2022	B ETH	0.00	0.00	101.14	14,122.06
12/05/2022	B ETH	0.00	0.00	128.76	14,250.82

Date	Description	Quantity	Debits	Credits	Balance
12/05/2022	B ETH	0.00	0.00	163.24	14,414.06
12/05/2022	B ETH	0.00	0.00	203.19	14,617.25
12/05/2022	B ETH	0.00	0.00	245.99	14,863.24
12/05/2022	B ETH	0.00	0.00	264.10	15,127.34
12/05/2022	B ETH	0.00	0.00	271.87	15,399.21
12/05/2022	B ETH	0.00	0.00	274.19	15,673.40
12/05/2022	B ETH	0.00	0.00	295.54	15,968.94
12/05/2022	B ETH	0.00	0.00	1,264.73	17,233.67
12/05/2022	B ETH	0.00	0.00	1,425.49	18,659.16
12/05/2022	B ETH	0.00	0.00	2,501.98	21,161.14
12/05/2022	B ETH	0.00	0.00	2,965.15	24,126.29
12/05/2022	B ETH	0.00	0.00	8,516.27	32,642.56
12/05/2022	B HEX	0.00	0.00	1,268.71	33,911.27
12/05/2022	B HEX	0.00	0.00	1,290.68	35,201.95
12/05/2022	B HEX	0.00	0.00	1,314.48	36,516.43
12/05/2022	B HEX	0.00	0.00	1,336.90	37,853.33
12/05/2022	B HEX	0.00	0.00	1,357.60	39,210.93
12/05/2022	B HEX	0.00	0.00	1,380.34	40,591.27
12/05/2022	B HEX	0.00	0.00	1,403.20	41,994.47
12/05/2022	ETHEREUM Unlisted Security Disposal	0.00	18.30	0.00	41,976.17

Date	Description	Quantity	Debits	Credits	Balance
12/05/2022	ETHEREUM Unlisted Security Disposal	0.00	34.79	0.00	41,941.38
12/05/2022	ETHEREUM Unlisted Security Disposal	0.00	52.13	0.00	41,889.25
12/05/2022	ETHEREUM Unlisted Security Disposal	0.00	101.14	0.00	41,788.11
12/05/2022	ETHEREUM Unlisted Security Disposal	0.00	124.01	0.00	41,664.10
12/05/2022	ETHEREUM Unlisted Security Disposal	0.00	162.27	0.00	41,501.83
12/05/2022	ETHEREUM Unlisted Security Disposal	0.00	198.98	0.00	41,302.85
12/05/2022	ETHEREUM Unlisted Security Disposal	0.00	244.53	0.00	41,058.32
12/05/2022	ETHEREUM Unlisted Security Disposal	0.00	261.03	0.00	40,797.29
12/05/2022	ETHEREUM Unlisted Security Disposal	0.00	270.26	0.00	40,527.03
12/05/2022	ETHEREUM Unlisted Security Disposal	0.00	271.00	0.00	40,256.03
12/05/2022	ETHEREUM Unlisted Security Disposal	0.00	292.10	0.00	39,963.93
12/05/2022	ETHEREUM Unlisted Security Disposal	0.00	1,386.67	0.00	38,577.26
12/05/2022	ETHEREUM Unlisted Security Disposal	0.00	2,450.21	0.00	36,127.05
12/05/2022	ETHEREUM Unlisted Security Disposal	0.00	2,930.67	0.00	33,196.38
12/05/2022	ETHEREUM Unlisted Security Disposal	0.00	8,465.74	0.00	24,730.64
12/05/2022	HEX Unlisted Security Disposal	0.00	1,234.55	0.00	23,496.09
12/05/2022	HEX Unlisted Security Disposal	0.00	1,254.31	0.00	22,241.78
12/05/2022	HEX Unlisted Security Disposal	0.00	1,276.03	0.00	20,965.75
12/05/2022	HEX Unlisted Security Disposal	0.00	1,299.56	0.00	19,666.19
12/05/2022	HEX Unlisted Security Disposal	0.00	1,322.52	0.00	18,343.67

Date	Description	Quantity	Debits	Credits	Balance
12/05/2022	HEX Unlisted Security Disposal	0.00	1,342.05	0.00	17,001.62
12/05/2022	HEX Unlisted Security Disposal	0.00	1,365.49	0.00	15,636.13
12/05/2022	HEX Unlisted Security Disposal	0.00	1,386.67	0.00	14,249.46
12/05/2022	HEX Unlisted Security Disposal	0.00	3,881.89	0.00	10,367.57
12/05/2022	HEX Unlisted Security Disposal	0.00	4,071.40	0.00	6,296.17
15/06/2022	B ETH	0.00	0.00	1.95	6,298.12
15/06/2022	B ETH	0.00	0.00	2.52	6,300.64
15/06/2022	B ETH	0.00	0.00	2.76	6,303.40
15/06/2022	B ETH	0.00	0.00	2.85	6,306.25
15/06/2022	B ETH	0.00	0.00	4.66	6,310.91
15/06/2022	B ETH	0.00	0.00	4.98	6,315.89
15/06/2022	B ETH	0.00	0.00	5.11	6,321.00
15/06/2022	B ETH	0.00	0.00	6.31	6,327.31
15/06/2022	B ETH	0.00	0.00	8.95	6,336.26
15/06/2022	B ETH	0.00	0.00	18.39	6,354.65
15/06/2022	B ETH	0.00	0.00	26.78	6,381.43
15/06/2022	B ETH	0.00	0.00	4,246.81	10,628.24
15/06/2022	B HEX	0.00	0.00	123.19	10,751.43
15/06/2022	B HEX	0.00	0.00	171.81	10,923.24
15/06/2022	B HEX	0.00	0.00	350.13	11,273.37

Date	Description	Quantity	Debits	Credits	Balance
15/06/2022	B HEX	0.00	0.00	497.69	11,771.06
15/06/2022	B HEX	0.00	0.00	497.69	12,268.75
15/06/2022	ETHEREUM Unlisted Security Disposal	0.00	4.66	0.00	12,264.09
15/06/2022	ETHEREUM Unlisted Security Disposal	0.00	5.06	0.00	12,259.03
15/06/2022	ETHEREUM Unlisted Security Disposal	0.00	5.18	0.00	12,253.85
15/06/2022	ETHEREUM Unlisted Security Disposal	0.00	6.40	0.00	12,247.45
15/06/2022	ETHEREUM Unlisted Security Disposal	0.00	631.82	0.00	11,615.63
15/06/2022	ETHEREUM Unlisted Security Disposal	0.00	4,173.89	0.00	7,441.74
15/06/2022	HEX Unlisted Security Disposal	0.00	145.25	0.00	7,296.49
15/06/2022	HEX Unlisted Security Disposal	0.00	344.64	0.00	6,951.85
15/06/2022	HEX Unlisted Security Disposal	0.00	489.89	0.00	6,461.96
15/06/2022	HEX Unlisted Security Disposal	0.00	489.89	0.00	5,972.07
15/06/2022	USDT1 Unlisted Security Acquisition	0.00	0.00	145.03	6,117.10
15/06/2022	USDT1 Unlisted Security Acquisition	0.00	0.00	290.06	6,407.16
15/06/2022	USDT1 Unlisted Security Acquisition	0.00	0.00	1,450.32	7,857.48
15/06/2022	USDT1 Unlisted Security Acquisition	0.00	0.00	1,450.32	9,307.80
15/06/2022	USDT1 Unlisted Security Disposal	0.00	145.03	0.00	9,162.77
15/06/2022	USDT1 Unlisted Security Disposal	0.00	1,450.32	0.00	7,712.45
18/06/2022	B HEX	0.00	0.00	359.87	8,072.32
18/06/2022	B HEX	0.00	0.00	478.25	8,550.57

Date	Description	Quantity	Debits	Credits	Balance
18/06/2022	B HEX	0.00	0.00	478.25	9,028.82
18/06/2022	HEX Unlisted Security Disposal	0.00	115.89	0.00	8,912.93
18/06/2022	HEX Unlisted Security Disposal	0.00	352.31	0.00	8,560.62
18/06/2022	HEX Unlisted Security Disposal	0.00	468.20	0.00	8,092.42
18/06/2022	HEX Unlisted Security Disposal	0.00	468.20	0.00	7,624.22
18/06/2022	USDT1 Unlisted Security Disposal	0.00	1,445.33	0.00	6,178.89
19/06/2022	ETHEREUM Unlisted Security Disposal	0.00	2.73	0.00	6,176.16
20/06/2022	ETHEREUM Unlisted Security Disposal	0.00	2.64	0.00	6,173.52
21/06/2022	ETHEREUM Unlisted Security Disposal	0.00	2.42	0.00	6,171.10
24/06/2022	ETHEREUM Unlisted Security Disposal	0.00	1.98	0.00	6,169.12
24/06/2022	USDT1 Unlisted Security Disposal	0.00	289.93	0.00	5,879.19
30/06/2022	B DEXT	0.00	0.00	1,017.41	6,896.60
30/06/2022	B ELON	0.00	0.00	421.25	7,317.85
30/06/2022	B ETH	0.00	0.00	29.33	7,347.18
30/06/2022	B USDT	0.00	0.00	1,469.99	8,817.17
30/06/2022	Realised gain	0.00	8,817.17	0.00	0.00
30/06/2022	Closing Balance	0.00	0.00	0.00	0.00
<b>Other Assets - Unsettled Trades / Acquisitions / Other Assets / DEXTools</b>					
01/07/2021	Opening Balance	0.00	0.00	0.00	0.00
30/06/2022	B DEXT	0.00	0.00	1,017.41	1,017.41

Date	Description	Quantity	Debits	Credits	Balance
30/06/2022	B DEXT	0.00	1,017.41	0.00	0.00
30/06/2022	Closing Balance	0.00	0.00	0.00	0.00
<b>Other Assets - Unsettled Trades / Acquisitions / Other Assets / Dogelon Mars</b>					
01/07/2021	Opening Balance	0.00	0.00	0.00	0.00
30/06/2022	B ELON	0.00	0.00	421.25	421.25
30/06/2022	B ELON	0.00	421.25	0.00	0.00
30/06/2022	Closing Balance	0.00	0.00	0.00	0.00
<b>Other Assets - Unsettled Trades / Acquisitions / Other Assets / Dogey Inu</b>					
01/07/2021	Opening Balance	0.00	0.00	0.00	0.00
16/10/2021	B DINU	0.00	0.00	4,486.95	4,486.95
16/10/2021	B DINU	0.00	4,486.95	0.00	0.00
20/10/2021	B DINU	0.00	0.00	1,697.01	1,697.01
20/10/2021	B DINU	0.00	1,697.01	0.00	0.00
30/06/2022	Closing Balance	0.00	0.00	0.00	0.00
<b>Other Assets - Unsettled Trades / Acquisitions / Other Assets / Ethereum</b>					
01/07/2021	Opening Balance	0.00	0.00	0.00	0.00
01/07/2021	B ETH	0.00	0.00	3.52	3.52
01/07/2021	B ETH	0.00	0.00	9.57	13.09
01/07/2021	B ETH	0.00	0.00	21.71	34.80
01/07/2021	B ETH	0.00	0.00	35.36	70.16



Date	Description	Quantity	Debits	Credits	Balance
01/07/2021	B ETH	0.00	0.00	141.34	211.50
01/07/2021	B ETH	0.00	0.00	2,624.65	2,836.15
01/07/2021	B ETH	0.00	0.00	9,470.00	12,306.15
01/07/2021	B ETH	0.00	3.52	0.00	12,302.63
01/07/2021	B ETH	0.00	9.57	0.00	12,293.06
01/07/2021	B ETH	0.00	21.71	0.00	12,271.35
01/07/2021	B ETH	0.00	35.36	0.00	12,235.99
01/07/2021	B ETH	0.00	141.34	0.00	12,094.65
01/07/2021	B ETH	0.00	2,624.65	0.00	9,470.00
01/07/2021	B ETH	0.00	9,470.00	0.00	0.00
05/08/2021	B ETH	0.00	0.00	37.37	37.37
05/08/2021	B ETH	0.00	0.00	40.92	78.29
05/08/2021	B ETH	0.00	0.00	259.73	338.02
05/08/2021	B ETH	0.00	0.00	5,168.85	5,506.87
05/08/2021	B ETH	0.00	0.00	10,562.00	16,068.87
05/08/2021	B ETH	0.00	37.37	0.00	16,031.50
05/08/2021	B ETH	0.00	40.92	0.00	15,990.58
05/08/2021	B ETH	0.00	259.73	0.00	15,730.85
05/08/2021	B ETH	0.00	5,168.85	0.00	10,562.00
05/08/2021	B ETH	0.00	10,562.00	0.00	0.00

Date	Description	Quantity	Debits	Credits	Balance
15/08/2021	B ETH	0.00	0.00	46.04	46.04
15/08/2021	B ETH	0.00	0.00	2,287.95	2,333.99
15/08/2021	B ETH	0.00	0.00	19,214.59	21,548.58
15/08/2021	B ETH	0.00	46.04	0.00	21,502.54
15/08/2021	B ETH	0.00	2,287.95	0.00	19,214.59
15/08/2021	B ETH	0.00	19,214.59	0.00	0.00
18/08/2021	B ETH	0.00	0.00	19.60	19.60
18/08/2021	B ETH	0.00	0.00	22.90	42.50
18/08/2021	B ETH	0.00	0.00	146.77	189.27
18/08/2021	B ETH	0.00	0.00	313.39	502.66
18/08/2021	B ETH	0.00	0.00	6,648.76	7,151.42
18/08/2021	B ETH	0.00	0.00	7,545.88	14,697.30
18/08/2021	B ETH	0.00	19.60	0.00	14,677.70
18/08/2021	B ETH	0.00	22.90	0.00	14,654.80
18/08/2021	B ETH	0.00	146.77	0.00	14,508.03
18/08/2021	B ETH	0.00	313.39	0.00	14,194.64
18/08/2021	B ETH	0.00	6,648.76	0.00	7,545.88
18/08/2021	B ETH	0.00	7,545.88	0.00	0.00
28/08/2021	B ETH	0.00	0.00	16.08	16.08
28/08/2021	B ETH	0.00	0.00	18.60	34.68

Date	Description	Quantity	Debits	Credits	Balance
28/08/2021	B ETH	0.00	0.00	18.71	53.39
28/08/2021	B ETH	0.00	0.00	19.27	72.66
28/08/2021	B ETH	0.00	0.00	20.38	93.04
28/08/2021	B ETH	0.00	0.00	20.86	113.90
28/08/2021	B ETH	0.00	0.00	21.17	135.07
28/08/2021	B ETH	0.00	0.00	21.93	157.00
28/08/2021	B ETH	0.00	0.00	22.14	179.14
28/08/2021	B ETH	0.00	0.00	23.15	202.29
28/08/2021	B ETH	0.00	0.00	25.82	228.11
28/08/2021	B ETH	0.00	0.00	27.37	255.48
28/08/2021	B ETH	0.00	0.00	30.01	285.49
28/08/2021	B ETH	0.00	0.00	40.01	325.50
28/08/2021	B ETH	0.00	0.00	62.04	387.54
28/08/2021	B ETH	0.00	0.00	266.82	654.36
28/08/2021	B ETH	0.00	0.00	280.26	934.62
28/08/2021	B ETH	0.00	0.00	280.48	1,215.10
28/08/2021	B ETH	0.00	0.00	282.45	1,497.55
28/08/2021	B ETH	0.00	0.00	289.64	1,787.19
28/08/2021	B ETH	0.00	0.00	299.12	2,086.31
28/08/2021	B ETH	0.00	0.00	310.78	2,397.09

Date	Description	Quantity	Debits	Credits	Balance
28/08/2021	B ETH	0.00	0.00	317.00	2,714.09
28/08/2021	B ETH	0.00	0.00	335.57	3,049.66
28/08/2021	B ETH	0.00	0.00	368.06	3,417.72
28/08/2021	B ETH	0.00	0.00	418.06	3,835.78
28/08/2021	B ETH	0.00	0.00	473.38	4,309.16
28/08/2021	B ETH	0.00	0.00	5,124.82	9,433.98
28/08/2021	B ETH	0.00	0.00	6,679.12	16,113.10
28/08/2021	B ETH	0.00	0.00	13,425.56	29,538.66
28/08/2021	B ETH	0.00	16.08	0.00	29,522.58
28/08/2021	B ETH	0.00	18.60	0.00	29,503.98
28/08/2021	B ETH	0.00	18.71	0.00	29,485.27
28/08/2021	B ETH	0.00	19.27	0.00	29,466.00
28/08/2021	B ETH	0.00	20.38	0.00	29,445.62
28/08/2021	B ETH	0.00	20.86	0.00	29,424.76
28/08/2021	B ETH	0.00	21.17	0.00	29,403.59
28/08/2021	B ETH	0.00	21.93	0.00	29,381.66
28/08/2021	B ETH	0.00	22.14	0.00	29,359.52
28/08/2021	B ETH	0.00	23.15	0.00	29,336.37
28/08/2021	B ETH	0.00	25.82	0.00	29,310.55
28/08/2021	B ETH	0.00	27.37	0.00	29,283.18

Date	Description	Quantity	Debits	Credits	Balance
28/08/2021	B ETH	0.00	30.01	0.00	29,253.17
28/08/2021	B ETH	0.00	40.01	0.00	29,213.16
28/08/2021	B ETH	0.00	62.04	0.00	29,151.12
28/08/2021	B ETH	0.00	266.82	0.00	28,884.30
28/08/2021	B ETH	0.00	280.26	0.00	28,604.04
28/08/2021	B ETH	0.00	280.48	0.00	28,323.56
28/08/2021	B ETH	0.00	282.45	0.00	28,041.11
28/08/2021	B ETH	0.00	289.64	0.00	27,751.47
28/08/2021	B ETH	0.00	299.12	0.00	27,452.35
28/08/2021	B ETH	0.00	310.78	0.00	27,141.57
28/08/2021	B ETH	0.00	317.00	0.00	26,824.57
28/08/2021	B ETH	0.00	335.57	0.00	26,489.00
28/08/2021	B ETH	0.00	368.06	0.00	26,120.94
28/08/2021	B ETH	0.00	418.06	0.00	25,702.88
28/08/2021	B ETH	0.00	473.38	0.00	25,229.50
28/08/2021	B ETH	0.00	5,124.82	0.00	20,104.68
28/08/2021	B ETH	0.00	6,679.12	0.00	13,425.56
28/08/2021	B ETH	0.00	13,425.56	0.00	0.00
25/09/2021	B ETH	0.00	0.00	4.54	4.54
25/09/2021	B ETH	0.00	0.00	20.79	25.33

Date	Description	Quantity	Debits	Credits	Balance
25/09/2021	B ETH	0.00	0.00	23.13	48.46
25/09/2021	B ETH	0.00	0.00	73.62	122.08
25/09/2021	B ETH	0.00	0.00	107.34	229.42
25/09/2021	B ETH	0.00	0.00	109.49	338.91
25/09/2021	B ETH	0.00	0.00	118.20	457.11
25/09/2021	B ETH	0.00	0.00	119.76	576.87
25/09/2021	B ETH	0.00	0.00	141.07	717.94
25/09/2021	B ETH	0.00	0.00	158.93	876.87
25/09/2021	B ETH	0.00	0.00	2,554.23	3,431.10
25/09/2021	B ETH	0.00	0.00	4,046.69	7,477.79
25/09/2021	B ETH	0.00	0.00	4,089.00	11,566.79
25/09/2021	B ETH	0.00	0.00	4,286.68	15,853.47
25/09/2021	B ETH	0.00	0.00	9,923.77	25,777.24
25/09/2021	B ETH	0.00	4.54	0.00	25,772.70
25/09/2021	B ETH	0.00	20.79	0.00	25,751.91
25/09/2021	B ETH	0.00	23.13	0.00	25,728.78
25/09/2021	B ETH	0.00	73.62	0.00	25,655.16
25/09/2021	B ETH	0.00	107.34	0.00	25,547.82
25/09/2021	B ETH	0.00	109.49	0.00	25,438.33
25/09/2021	B ETH	0.00	118.20	0.00	25,320.13

Date	Description	Quantity	Debits	Credits	Balance
25/09/2021	B ETH	0.00	119.76	0.00	25,200.37
25/09/2021	B ETH	0.00	141.07	0.00	25,059.30
25/09/2021	B ETH	0.00	158.93	0.00	24,900.37
25/09/2021	B ETH	0.00	2,554.23	0.00	22,346.14
25/09/2021	B ETH	0.00	4,046.69	0.00	18,299.45
25/09/2021	B ETH	0.00	4,089.00	0.00	14,210.45
25/09/2021	B ETH	0.00	4,286.68	0.00	9,923.77
25/09/2021	B ETH	0.00	9,923.77	0.00	0.00
12/10/2021	B ETH	0.00	0.00	11.55	11.55
12/10/2021	B ETH	0.00	0.00	14.17	25.72
12/10/2021	B ETH	0.00	0.00	20.97	46.69
12/10/2021	B ETH	0.00	0.00	40.63	87.32
12/10/2021	B ETH	0.00	0.00	50.98	138.30
12/10/2021	B ETH	0.00	0.00	91.46	229.76
12/10/2021	B ETH	0.00	0.00	498.52	728.28
12/10/2021	B ETH	0.00	0.00	6,128.04	6,856.32
12/10/2021	B ETH	0.00	11.55	0.00	6,844.77
12/10/2021	B ETH	0.00	14.17	0.00	6,830.60
12/10/2021	B ETH	0.00	20.97	0.00	6,809.63
12/10/2021	B ETH	0.00	40.63	0.00	6,769.00

Date	Description	Quantity	Debits	Credits	Balance
12/10/2021	B ETH	0.00	50.98	0.00	6,718.02
12/10/2021	B ETH	0.00	91.46	0.00	6,626.56
12/10/2021	B ETH	0.00	498.52	0.00	6,128.04
12/10/2021	B ETH	0.00	6,128.04	0.00	0.00
18/10/2021	B ETH	0.00	0.00	7.20	7.20
18/10/2021	B ETH	0.00	0.00	13.86	21.06
18/10/2021	B ETH	0.00	0.00	22.41	43.47
18/10/2021	B ETH	0.00	0.00	23.12	66.59
18/10/2021	B ETH	0.00	0.00	92.61	159.20
18/10/2021	B ETH	0.00	0.00	126.63	285.83
18/10/2021	B ETH	0.00	0.00	134.45	420.28
18/10/2021	B ETH	0.00	0.00	155.64	575.92
18/10/2021	B ETH	0.00	0.00	370.55	946.47
18/10/2021	B ETH	0.00	0.00	564.14	1,510.61
18/10/2021	B ETH	0.00	0.00	568.25	2,078.86
18/10/2021	B ETH	0.00	0.00	589.61	2,668.47
18/10/2021	B ETH	0.00	0.00	598.61	3,267.08
18/10/2021	B ETH	0.00	0.00	685.53	3,952.61
18/10/2021	B ETH	0.00	0.00	710.58	4,663.19
18/10/2021	B ETH	0.00	0.00	1,074.50	5,737.69



Date	Description	Quantity	Debits	Credits	Balance
18/10/2021	B ETH	0.00	0.00	1,102.58	6,840.27
18/10/2021	B ETH	0.00	0.00	3,859.70	10,699.97
18/10/2021	B ETH	0.00	0.00	4,795.98	15,495.95
18/10/2021	B ETH	0.00	0.00	5,119.75	20,615.70
18/10/2021	B ETH	0.00	0.00	10,081.28	30,696.98
18/10/2021	B ETH	0.00	7.20	0.00	30,689.78
18/10/2021	B ETH	0.00	13.86	0.00	30,675.92
18/10/2021	B ETH	0.00	22.41	0.00	30,653.51
18/10/2021	B ETH	0.00	23.12	0.00	30,630.39
18/10/2021	B ETH	0.00	92.61	0.00	30,537.78
18/10/2021	B ETH	0.00	126.63	0.00	30,411.15
18/10/2021	B ETH	0.00	134.45	0.00	30,276.70
18/10/2021	B ETH	0.00	155.64	0.00	30,121.06
18/10/2021	B ETH	0.00	370.55	0.00	29,750.51
18/10/2021	B ETH	0.00	564.14	0.00	29,186.37
18/10/2021	B ETH	0.00	568.25	0.00	28,618.12
18/10/2021	B ETH	0.00	589.61	0.00	28,028.51
18/10/2021	B ETH	0.00	598.61	0.00	27,429.90
18/10/2021	B ETH	0.00	685.53	0.00	26,744.37
18/10/2021	B ETH	0.00	710.58	0.00	26,033.79

Date	Description	Quantity	Debits	Credits	Balance
18/10/2021	B ETH	0.00	1,074.50	0.00	24,959.29
18/10/2021	B ETH	0.00	1,102.58	0.00	23,856.71
18/10/2021	B ETH	0.00	3,859.70	0.00	19,997.01
18/10/2021	B ETH	0.00	4,795.98	0.00	15,201.03
18/10/2021	B ETH	0.00	5,119.75	0.00	10,081.28
18/10/2021	B ETH	0.00	10,081.28	0.00	0.00
16/11/2021	B ETH	0.00	0.00	17.18	17.18
16/11/2021	B ETH	0.00	0.00	117.81	134.99
16/11/2021	B ETH	0.00	0.00	119.52	254.51
16/11/2021	B ETH	0.00	0.00	127.70	382.21
16/11/2021	B ETH	0.00	0.00	147.54	529.75
16/11/2021	B ETH	0.00	0.00	379.93	909.68
16/11/2021	B ETH	0.00	0.00	961.80	1,871.48
16/11/2021	B ETH	0.00	0.00	3,669.87	5,541.35
16/11/2021	B ETH	0.00	0.00	5,530.39	11,071.74
16/11/2021	B ETH	0.00	17.18	0.00	11,054.56
16/11/2021	B ETH	0.00	117.81	0.00	10,936.75
16/11/2021	B ETH	0.00	119.52	0.00	10,817.23
16/11/2021	B ETH	0.00	127.70	0.00	10,689.53
16/11/2021	B ETH	0.00	147.54	0.00	10,541.99

Date	Description	Quantity	Debits	Credits	Balance
16/11/2021	B ETH	0.00	379.93	0.00	10,162.06
16/11/2021	B ETH	0.00	961.80	0.00	9,200.26
16/11/2021	B ETH	0.00	3,669.87	0.00	5,530.39
16/11/2021	B ETH	0.00	5,530.39	0.00	0.00
27/12/2021	B ETH	0.00	0.00	92.08	92.08
27/12/2021	B ETH	0.00	0.00	113.50	205.58
27/12/2021	B ETH	0.00	0.00	8,641.97	8,847.55
27/12/2021	B ETH	0.00	0.00	11,274.67	20,122.22
27/12/2021	B ETH	0.00	92.08	0.00	20,030.14
27/12/2021	B ETH	0.00	113.50	0.00	19,916.64
27/12/2021	B ETH	0.00	8,641.97	0.00	11,274.67
27/12/2021	B ETH	0.00	11,274.67	0.00	0.00
03/01/2022	B ETH	0.00	0.00	29.97	29.97
03/01/2022	B ETH	0.00	0.00	33.53	63.50
03/01/2022	B ETH	0.00	0.00	34.65	98.15
03/01/2022	B ETH	0.00	0.00	37.76	135.91
03/01/2022	B ETH	0.00	0.00	40.47	176.38
03/01/2022	B ETH	0.00	0.00	47.34	223.72
03/01/2022	B ETH	0.00	0.00	58.86	282.58
03/01/2022	B ETH	0.00	0.00	68.82	351.40

Date	Description	Quantity	Debits	Credits	Balance
03/01/2022	B ETH	0.00	0.00	94.10	445.50
03/01/2022	B ETH	0.00	0.00	112.50	558.00
03/01/2022	B ETH	0.00	0.00	128.44	686.44
03/01/2022	B ETH	0.00	0.00	128.77	815.21
03/01/2022	B ETH	0.00	0.00	393.34	1,208.55
03/01/2022	B ETH	0.00	0.00	603.91	1,812.46
03/01/2022	B ETH	0.00	0.00	1,721.75	3,534.21
03/01/2022	B ETH	0.00	0.00	10,697.56	14,231.77
03/01/2022	B ETH	0.00	0.00	15,751.50	29,983.27
03/01/2022	B ETH	0.00	29.97	0.00	29,953.30
03/01/2022	B ETH	0.00	33.53	0.00	29,919.77
03/01/2022	B ETH	0.00	34.65	0.00	29,885.12
03/01/2022	B ETH	0.00	37.76	0.00	29,847.36
03/01/2022	B ETH	0.00	40.47	0.00	29,806.89
03/01/2022	B ETH	0.00	47.34	0.00	29,759.55
03/01/2022	B ETH	0.00	58.86	0.00	29,700.69
03/01/2022	B ETH	0.00	68.82	0.00	29,631.87
03/01/2022	B ETH	0.00	94.10	0.00	29,537.77
03/01/2022	B ETH	0.00	112.50	0.00	29,425.27
03/01/2022	B ETH	0.00	128.44	0.00	29,296.83

Date	Description	Quantity	Debits	Credits	Balance
03/01/2022	B ETH	0.00	128.77	0.00	29,168.06
03/01/2022	B ETH	0.00	393.34	0.00	28,774.72
03/01/2022	B ETH	0.00	603.91	0.00	28,170.81
03/01/2022	B ETH	0.00	1,721.75	0.00	26,449.06
03/01/2022	B ETH	0.00	10,697.56	0.00	15,751.50
03/01/2022	B ETH	0.00	15,751.50	0.00	0.00
11/01/2022	B ETH	0.00	0.00	11,129.46	11,129.46
11/01/2022	B ETH	0.00	11,129.46	0.00	0.00
31/01/2022	B ETH	0.00	0.00	13.70	13.70
31/01/2022	B ETH	0.00	0.00	19.36	33.06
31/01/2022	B ETH	0.00	0.00	22.14	55.20
31/01/2022	B ETH	0.00	0.00	31.66	86.86
31/01/2022	B ETH	0.00	0.00	41.90	128.76
31/01/2022	B ETH	0.00	0.00	105.41	234.17
31/01/2022	B ETH	0.00	0.00	193.11	427.28
31/01/2022	B ETH	0.00	0.00	1,246.56	1,673.84
31/01/2022	B ETH	0.00	0.00	1,645.12	3,318.96
31/01/2022	B ETH	0.00	0.00	11,618.85	14,937.81
31/01/2022	B ETH	0.00	13.70	0.00	14,924.11
31/01/2022	B ETH	0.00	19.36	0.00	14,904.75

Date	Description	Quantity	Debits	Credits	Balance
31/01/2022	B ETH	0.00	22.14	0.00	14,882.61
31/01/2022	B ETH	0.00	31.66	0.00	14,850.95
31/01/2022	B ETH	0.00	41.90	0.00	14,809.05
31/01/2022	B ETH	0.00	105.41	0.00	14,703.64
31/01/2022	B ETH	0.00	193.11	0.00	14,510.53
31/01/2022	B ETH	0.00	1,246.56	0.00	13,263.97
31/01/2022	B ETH	0.00	1,645.12	0.00	11,618.85
31/01/2022	B ETH	0.00	11,618.85	0.00	0.00
15/02/2022	B ETH	0.00	0.00	26.39	26.39
15/02/2022	B ETH	0.00	0.00	42.26	68.65
15/02/2022	B ETH	0.00	0.00	449.96	518.61
15/02/2022	B ETH	0.00	0.00	2,403.93	2,922.54
15/02/2022	B ETH	0.00	0.00	3,596.01	6,518.55
15/02/2022	B ETH	0.00	26.39	0.00	6,492.16
15/02/2022	B ETH	0.00	42.26	0.00	6,449.90
15/02/2022	B ETH	0.00	449.96	0.00	5,999.94
15/02/2022	B ETH	0.00	2,403.93	0.00	3,596.01
15/02/2022	B ETH	0.00	3,596.01	0.00	0.00
05/03/2022	B ETH	0.00	0.00	2,355.29	2,355.29
05/03/2022	B ETH	0.00	2,355.29	0.00	0.00

Date	Description	Quantity	Debits	Credits	Balance
07/03/2022	B ETH	0.00	0.00	3.60	3.60
07/03/2022	B ETH	0.00	0.00	5.21	8.81
07/03/2022	B ETH	0.00	0.00	5.78	14.59
07/03/2022	B ETH	0.00	0.00	6.43	21.02
07/03/2022	B ETH	0.00	0.00	6.48	27.50
07/03/2022	B ETH	0.00	0.00	13.47	40.97
07/03/2022	B ETH	0.00	0.00	29.76	70.73
07/03/2022	B ETH	0.00	0.00	236.44	307.17
07/03/2022	B ETH	0.00	0.00	1,821.40	2,128.57
07/03/2022	B ETH	0.00	0.00	4,622.95	6,751.52
07/03/2022	B ETH	0.00	3.60	0.00	6,747.92
07/03/2022	B ETH	0.00	5.21	0.00	6,742.71
07/03/2022	B ETH	0.00	5.78	0.00	6,736.93
07/03/2022	B ETH	0.00	6.43	0.00	6,730.50
07/03/2022	B ETH	0.00	6.48	0.00	6,724.02
07/03/2022	B ETH	0.00	13.47	0.00	6,710.55
07/03/2022	B ETH	0.00	29.76	0.00	6,680.79
07/03/2022	B ETH	0.00	236.44	0.00	6,444.35
07/03/2022	B ETH	0.00	1,821.40	0.00	4,622.95
07/03/2022	B ETH	0.00	4,622.95	0.00	0.00

Date	Description	Quantity	Debits	Credits	Balance
14/04/2022	B ETH	0.00	0.00	12.12	12.12
14/04/2022	B ETH	0.00	0.00	38.76	50.88
14/04/2022	B ETH	0.00	0.00	245.30	296.18
14/04/2022	B ETH	0.00	12.12	0.00	284.06
14/04/2022	B ETH	0.00	38.76	0.00	245.30
14/04/2022	B ETH	0.00	245.30	0.00	0.00
04/05/2022	B ETH	0.00	0.00	8.57	8.57
04/05/2022	B ETH	0.00	0.00	26.80	35.37
04/05/2022	B ETH	0.00	0.00	27.95	63.32
04/05/2022	B ETH	0.00	0.00	31.41	94.73
04/05/2022	B ETH	0.00	0.00	39.75	134.48
04/05/2022	B ETH	0.00	0.00	41.38	175.86
04/05/2022	B ETH	0.00	0.00	43.85	219.71
04/05/2022	B ETH	0.00	0.00	59.93	279.64
04/05/2022	B ETH	0.00	0.00	73.37	353.01
04/05/2022	B ETH	0.00	0.00	84.62	437.63
04/05/2022	B ETH	0.00	0.00	91.80	529.43
04/05/2022	B ETH	0.00	0.00	93.58	623.01
04/05/2022	B ETH	0.00	0.00	104.47	727.48
04/05/2022	B ETH	0.00	0.00	118.30	845.78



Date	Description	Quantity	Debits	Credits	Balance
04/05/2022	B ETH	0.00	0.00	174.64	1,020.42
04/05/2022	B ETH	0.00	0.00	174.88	1,195.30
04/05/2022	B ETH	0.00	0.00	179.47	1,374.77
04/05/2022	B ETH	0.00	0.00	186.29	1,561.06
04/05/2022	B ETH	0.00	0.00	192.73	1,753.79
04/05/2022	B ETH	0.00	0.00	198.43	1,952.22
04/05/2022	B ETH	0.00	0.00	235.62	2,187.84
04/05/2022	B ETH	0.00	0.00	253.59	2,441.43
04/05/2022	B ETH	0.00	0.00	254.26	2,695.69
04/05/2022	B ETH	0.00	0.00	271.34	2,967.03
04/05/2022	B ETH	0.00	0.00	1,988.58	4,955.61
04/05/2022	B ETH	0.00	0.00	4,141.25	9,096.86
04/05/2022	B ETH	0.00	0.00	4,457.62	13,554.48
04/05/2022	B ETH	0.00	0.00	5,498.63	19,053.11
04/05/2022	B ETH	0.00	8.57	0.00	19,044.54
04/05/2022	B ETH	0.00	26.80	0.00	19,017.74
04/05/2022	B ETH	0.00	27.95	0.00	18,989.79
04/05/2022	B ETH	0.00	31.41	0.00	18,958.38
04/05/2022	B ETH	0.00	39.75	0.00	18,918.63
04/05/2022	B ETH	0.00	41.38	0.00	18,877.25

Date	Description	Quantity	Debits	Credits	Balance
04/05/2022	B ETH	0.00	43.85	0.00	18,833.40
04/05/2022	B ETH	0.00	59.93	0.00	18,773.47
04/05/2022	B ETH	0.00	73.37	0.00	18,700.10
04/05/2022	B ETH	0.00	84.62	0.00	18,615.48
04/05/2022	B ETH	0.00	91.80	0.00	18,523.68
04/05/2022	B ETH	0.00	93.58	0.00	18,430.10
04/05/2022	B ETH	0.00	104.47	0.00	18,325.63
04/05/2022	B ETH	0.00	118.30	0.00	18,207.33
04/05/2022	B ETH	0.00	174.64	0.00	18,032.69
04/05/2022	B ETH	0.00	174.88	0.00	17,857.81
04/05/2022	B ETH	0.00	179.47	0.00	17,678.34
04/05/2022	B ETH	0.00	186.29	0.00	17,492.05
04/05/2022	B ETH	0.00	192.73	0.00	17,299.32
04/05/2022	B ETH	0.00	198.43	0.00	17,100.89
04/05/2022	B ETH	0.00	235.62	0.00	16,865.27
04/05/2022	B ETH	0.00	253.59	0.00	16,611.68
04/05/2022	B ETH	0.00	254.26	0.00	16,357.42
04/05/2022	B ETH	0.00	271.34	0.00	16,086.08
04/05/2022	B ETH	0.00	1,988.58	0.00	14,097.50
04/05/2022	B ETH	0.00	4,141.25	0.00	9,956.25

Date	Description	Quantity	Debits	Credits	Balance
04/05/2022	B ETH	0.00	4,457.62	0.00	5,498.63
04/05/2022	B ETH	0.00	5,498.63	0.00	0.00
06/05/2022	B ETH	0.00	0.00	639.55	639.55
06/05/2022	B ETH	0.00	0.00	918.18	1,557.73
06/05/2022	B ETH	0.00	0.00	1,427.38	2,985.11
06/05/2022	B ETH	0.00	0.00	3,002.09	5,987.20
06/05/2022	B ETH	0.00	0.00	4,918.43	10,905.63
06/05/2022	B ETH	0.00	0.00	6,881.80	17,787.43
06/05/2022	B ETH	0.00	639.55	0.00	17,147.88
06/05/2022	B ETH	0.00	918.18	0.00	16,229.70
06/05/2022	B ETH	0.00	1,427.38	0.00	14,802.32
06/05/2022	B ETH	0.00	3,002.09	0.00	11,800.23
06/05/2022	B ETH	0.00	4,918.43	0.00	6,881.80
06/05/2022	B ETH	0.00	6,881.80	0.00	0.00
10/05/2022	B ETH	0.00	0.00	19.76	19.76
10/05/2022	B ETH	0.00	0.00	73.45	93.21
10/05/2022	B ETH	0.00	0.00	101.17	194.38
10/05/2022	B ETH	0.00	0.00	386.09	580.47
10/05/2022	B ETH	0.00	0.00	13,303.77	13,884.24
10/05/2022	B ETH	0.00	19.76	0.00	13,864.48

Date	Description	Quantity	Debits	Credits	Balance
10/05/2022	B ETH	0.00	73.45	0.00	13,791.03
10/05/2022	B ETH	0.00	101.17	0.00	13,689.86
10/05/2022	B ETH	0.00	386.09	0.00	13,303.77
10/05/2022	B ETH	0.00	13,303.77	0.00	0.00
12/05/2022	B ETH	0.00	0.00	18.51	18.51
12/05/2022	B ETH	0.00	0.00	34.79	53.30
12/05/2022	B ETH	0.00	0.00	37.73	91.03
12/05/2022	B ETH	0.00	0.00	39.64	130.67
12/05/2022	B ETH	0.00	0.00	45.32	175.99
12/05/2022	B ETH	0.00	0.00	51.44	227.43
12/05/2022	B ETH	0.00	0.00	52.13	279.56
12/05/2022	B ETH	0.00	0.00	57.47	337.03
12/05/2022	B ETH	0.00	0.00	101.14	438.17
12/05/2022	B ETH	0.00	0.00	128.76	566.93
12/05/2022	B ETH	0.00	0.00	163.24	730.17
12/05/2022	B ETH	0.00	0.00	203.19	933.36
12/05/2022	B ETH	0.00	0.00	245.99	1,179.35
12/05/2022	B ETH	0.00	0.00	264.10	1,443.45
12/05/2022	B ETH	0.00	0.00	271.87	1,715.32
12/05/2022	B ETH	0.00	0.00	274.19	1,989.51

Date	Description	Quantity	Debits	Credits	Balance
12/05/2022	B ETH	0.00	0.00	295.54	2,285.05
12/05/2022	B ETH	0.00	0.00	1,264.73	3,549.78
12/05/2022	B ETH	0.00	0.00	1,425.49	4,975.27
12/05/2022	B ETH	0.00	0.00	2,501.98	7,477.25
12/05/2022	B ETH	0.00	0.00	2,965.15	10,442.40
12/05/2022	B ETH	0.00	0.00	8,516.27	18,958.67
12/05/2022	B ETH	0.00	18.51	0.00	18,940.16
12/05/2022	B ETH	0.00	34.79	0.00	18,905.37
12/05/2022	B ETH	0.00	37.73	0.00	18,867.64
12/05/2022	B ETH	0.00	39.64	0.00	18,828.00
12/05/2022	B ETH	0.00	45.32	0.00	18,782.68
12/05/2022	B ETH	0.00	51.44	0.00	18,731.24
12/05/2022	B ETH	0.00	52.13	0.00	18,679.11
12/05/2022	B ETH	0.00	57.47	0.00	18,621.64
12/05/2022	B ETH	0.00	101.14	0.00	18,520.50
12/05/2022	B ETH	0.00	128.76	0.00	18,391.74
12/05/2022	B ETH	0.00	163.24	0.00	18,228.50
12/05/2022	B ETH	0.00	203.19	0.00	18,025.31
12/05/2022	B ETH	0.00	245.99	0.00	17,779.32
12/05/2022	B ETH	0.00	264.10	0.00	17,515.22

Date	Description	Quantity	Debits	Credits	Balance
12/05/2022	B ETH	0.00	271.87	0.00	17,243.35
12/05/2022	B ETH	0.00	274.19	0.00	16,969.16
12/05/2022	B ETH	0.00	295.54	0.00	16,673.62
12/05/2022	B ETH	0.00	1,264.73	0.00	15,408.89
12/05/2022	B ETH	0.00	1,425.49	0.00	13,983.40
12/05/2022	B ETH	0.00	2,501.98	0.00	11,481.42
12/05/2022	B ETH	0.00	2,965.15	0.00	8,516.27
12/05/2022	B ETH	0.00	8,516.27	0.00	0.00
15/06/2022	B ETH	0.00	0.00	1.95	1.95
15/06/2022	B ETH	0.00	0.00	2.52	4.47
15/06/2022	B ETH	0.00	0.00	2.76	7.23
15/06/2022	B ETH	0.00	0.00	2.85	10.08
15/06/2022	B ETH	0.00	0.00	4.66	14.74
15/06/2022	B ETH	0.00	0.00	4.98	19.72
15/06/2022	B ETH	0.00	0.00	5.11	24.83
15/06/2022	B ETH	0.00	0.00	6.31	31.14
15/06/2022	B ETH	0.00	0.00	8.95	40.09
15/06/2022	B ETH	0.00	0.00	18.39	58.48
15/06/2022	B ETH	0.00	0.00	26.78	85.26
15/06/2022	B ETH	0.00	0.00	4,246.81	4,332.07

Date	Description	Quantity	Debits	Credits	Balance
15/06/2022	B ETH	0.00	1.95	0.00	4,330.12
15/06/2022	B ETH	0.00	2.52	0.00	4,327.60
15/06/2022	B ETH	0.00	2.76	0.00	4,324.84
15/06/2022	B ETH	0.00	2.85	0.00	4,321.99
15/06/2022	B ETH	0.00	4.66	0.00	4,317.33
15/06/2022	B ETH	0.00	4.98	0.00	4,312.35
15/06/2022	B ETH	0.00	5.11	0.00	4,307.24
15/06/2022	B ETH	0.00	6.31	0.00	4,300.93
15/06/2022	B ETH	0.00	8.95	0.00	4,291.98
15/06/2022	B ETH	0.00	18.39	0.00	4,273.59
15/06/2022	B ETH	0.00	26.78	0.00	4,246.81
15/06/2022	B ETH	0.00	4,246.81	0.00	0.00
30/06/2022	B ETH	0.00	0.00	29.33	29.33
30/06/2022	B ETH	0.00	29.33	0.00	0.00
30/06/2022	Closing Balance	0.00	0.00	0.00	0.00
<b>Other Assets - Unsettled Trades / Acquisitions / Other Assets / FUNToken</b>					
01/07/2021	Opening Balance	0.00	0.00	0.00	0.00
17/07/2021	FUN.COIN Unlisted Security Acquisition	0.00	0.00	263.25	263.25
17/07/2021	FUN.COIN Unlisted Security Acquisition	0.00	263.25	0.00	0.00
30/06/2022	Closing Balance	0.00	0.00	0.00	0.00

Date	Description	Quantity	Debits	Credits	Balance
<b>Other Assets - Unsettled Trades / Acquisitions / Other Assets / HEX</b>					
01/07/2021	Opening Balance	0.00	0.00	0.00	0.00
01/07/2021	B HEX	0.00	0.00	19.44	19.44
01/07/2021	B HEX	0.00	0.00	104.30	123.74
01/07/2021	B HEX	0.00	0.00	163.96	287.70
01/07/2021	B HEX	0.00	0.00	347.98	635.68
01/07/2021	B HEX	0.00	0.00	408.61	1,044.29
01/07/2021	B HEX	0.00	0.00	634.38	1,678.67
01/07/2021	B HEX	0.00	0.00	724.30	2,402.97
01/07/2021	B HEX	0.00	0.00	724.67	3,127.64
01/07/2021	B HEX	0.00	0.00	758.29	3,885.93
01/07/2021	B HEX	0.00	0.00	758.39	4,644.32
01/07/2021	B HEX	0.00	0.00	816.49	5,460.81
01/07/2021	B HEX	0.00	0.00	829.39	6,290.20
01/07/2021	B HEX	0.00	0.00	837.91	7,128.11
01/07/2021	B HEX	0.00	0.00	8,130.47	15,258.58
01/07/2021	B HEX	0.00	0.00	14,904.44	30,163.02
01/07/2021	B HEX	0.00	19.44	0.00	30,143.58
01/07/2021	B HEX	0.00	104.30	0.00	30,039.28
01/07/2021	B HEX	0.00	163.96	0.00	29,875.32



Date	Description	Quantity	Debits	Credits	Balance
01/07/2021	B HEX	0.00	347.98	0.00	29,527.34
01/07/2021	B HEX	0.00	408.61	0.00	29,118.73
01/07/2021	B HEX	0.00	634.38	0.00	28,484.35
01/07/2021	B HEX	0.00	724.30	0.00	27,760.05
01/07/2021	B HEX	0.00	724.67	0.00	27,035.38
01/07/2021	B HEX	0.00	758.29	0.00	26,277.09
01/07/2021	B HEX	0.00	758.39	0.00	25,518.70
01/07/2021	B HEX	0.00	816.49	0.00	24,702.21
01/07/2021	B HEX	0.00	829.39	0.00	23,872.82
01/07/2021	B HEX	0.00	837.91	0.00	23,034.91
01/07/2021	B HEX	0.00	8,130.47	0.00	14,904.44
01/07/2021	B HEX	0.00	14,904.44	0.00	0.00
01/07/2021	HEX Opening	0.00	0.00	3,001.23	3,001.23
01/07/2021	HEX Opening	0.00	3,001.23	0.00	0.00
05/08/2021	B HEX	0.00	0.00	6,193.82	6,193.82
05/08/2021	B HEX	0.00	0.00	6,193.82	12,387.64
05/08/2021	B HEX	0.00	0.00	15,828.01	28,215.65
05/08/2021	B HEX	0.00	0.00	20,549.81	48,765.46
05/08/2021	B HEX	0.00	0.00	20,646.05	69,411.51
05/08/2021	B HEX	0.00	6,193.82	0.00	63,217.69

Date	Description	Quantity	Debits	Credits	Balance
05/08/2021	B HEX	0.00	6,193.82	0.00	57,023.87
05/08/2021	B HEX	0.00	15,828.01	0.00	41,195.86
05/08/2021	B HEX	0.00	20,549.81	0.00	20,646.05
05/08/2021	B HEX	0.00	20,646.05	0.00	0.00
21/08/2021	B HEX	0.00	0.00	119.36	119.36
21/08/2021	B HEX	0.00	0.00	256.06	375.42
21/08/2021	B HEX	0.00	0.00	256.06	631.48
21/08/2021	B HEX	0.00	0.00	2,560.56	3,192.04
21/08/2021	B HEX	0.00	0.00	2,560.56	5,752.60
21/08/2021	B HEX	0.00	0.00	2,560.56	8,313.16
21/08/2021	B HEX	0.00	0.00	2,560.56	10,873.72
21/08/2021	B HEX	0.00	0.00	2,560.56	13,434.28
21/08/2021	B HEX	0.00	0.00	2,560.56	15,994.84
21/08/2021	B HEX	0.00	0.00	2,560.56	18,555.40
21/08/2021	B HEX	0.00	0.00	2,560.56	21,115.96
21/08/2021	B HEX	0.00	0.00	2,560.56	23,676.52
21/08/2021	B HEX	0.00	0.00	2,802.77	26,479.29
21/08/2021	B HEX	0.00	0.00	25,605.62	52,084.91
21/08/2021	B HEX	0.00	119.36	0.00	51,965.55
21/08/2021	B HEX	0.00	256.06	0.00	51,709.49

Date	Description	Quantity	Debits	Credits	Balance
21/08/2021	B HEX	0.00	256.06	0.00	51,453.43
21/08/2021	B HEX	0.00	2,560.56	0.00	48,892.87
21/08/2021	B HEX	0.00	2,560.56	0.00	46,332.31
21/08/2021	B HEX	0.00	2,560.56	0.00	43,771.75
21/08/2021	B HEX	0.00	2,560.56	0.00	41,211.19
21/08/2021	B HEX	0.00	2,560.56	0.00	38,650.63
21/08/2021	B HEX	0.00	2,560.56	0.00	36,090.07
21/08/2021	B HEX	0.00	2,560.56	0.00	33,529.51
21/08/2021	B HEX	0.00	2,560.56	0.00	30,968.95
21/08/2021	B HEX	0.00	2,560.56	0.00	28,408.39
21/08/2021	B HEX	0.00	2,802.77	0.00	25,605.62
21/08/2021	B HEX	0.00	25,605.62	0.00	0.00
10/09/2021	B HEX	0.00	0.00	244.69	244.69
10/09/2021	B HEX	0.00	0.00	504.86	749.55
10/09/2021	B HEX	0.00	0.00	906.35	1,655.90
10/09/2021	B HEX	0.00	0.00	1,900.47	3,556.37
10/09/2021	B HEX	0.00	0.00	2,431.41	5,987.78
10/09/2021	B HEX	0.00	0.00	2,801.38	8,789.16
10/09/2021	B HEX	0.00	0.00	2,995.98	11,785.14
10/09/2021	B HEX	0.00	0.00	4,559.05	16,344.19

Date	Description	Quantity	Debits	Credits	Balance
10/09/2021	B HEX	0.00	0.00	4,804.16	21,148.35
10/09/2021	B HEX	0.00	0.00	4,816.86	25,965.21
10/09/2021	B HEX	0.00	0.00	5,026.63	30,991.84
10/09/2021	B HEX	0.00	0.00	5,084.49	36,076.33
10/09/2021	B HEX	0.00	0.00	5,118.91	41,195.24
10/09/2021	B HEX	0.00	0.00	5,158.45	46,353.69
10/09/2021	B HEX	0.00	0.00	5,233.29	51,586.98
10/09/2021	B HEX	0.00	0.00	5,245.35	56,832.33
10/09/2021	B HEX	0.00	0.00	5,300.81	62,133.14
10/09/2021	B HEX	0.00	244.69	0.00	61,888.45
10/09/2021	B HEX	0.00	504.86	0.00	61,383.59
10/09/2021	B HEX	0.00	906.35	0.00	60,477.24
10/09/2021	B HEX	0.00	1,900.47	0.00	58,576.77
10/09/2021	B HEX	0.00	2,431.41	0.00	56,145.36
10/09/2021	B HEX	0.00	2,801.38	0.00	53,343.98
10/09/2021	B HEX	0.00	2,995.98	0.00	50,348.00
10/09/2021	B HEX	0.00	4,559.05	0.00	45,788.95
10/09/2021	B HEX	0.00	4,804.16	0.00	40,984.79
10/09/2021	B HEX	0.00	4,816.86	0.00	36,167.93
10/09/2021	B HEX	0.00	5,026.63	0.00	31,141.30

Date	Description	Quantity	Debits	Credits	Balance
10/09/2021	B HEX	0.00	5,084.49	0.00	26,056.81
10/09/2021	B HEX	0.00	5,118.91	0.00	20,937.90
10/09/2021	B HEX	0.00	5,158.45	0.00	15,779.45
10/09/2021	B HEX	0.00	5,233.29	0.00	10,546.16
10/09/2021	B HEX	0.00	5,245.35	0.00	5,300.81
10/09/2021	B HEX	0.00	5,300.81	0.00	0.00
25/09/2021	B HEX	0.00	0.00	5,307.72	5,307.72
25/09/2021	B HEX	0.00	0.00	5,325.85	10,633.57
25/09/2021	B HEX	0.00	0.00	5,585.63	16,219.20
25/09/2021	B HEX	0.00	5,307.72	0.00	10,911.48
25/09/2021	B HEX	0.00	5,325.85	0.00	5,585.63
25/09/2021	B HEX	0.00	5,585.63	0.00	0.00
28/09/2021	B HEX	0.00	0.00	2,294.43	2,294.43
28/09/2021	B HEX	0.00	0.00	4,648.45	6,942.88
28/09/2021	B HEX	0.00	2,294.43	0.00	4,648.45
28/09/2021	B HEX	0.00	4,648.45	0.00	0.00
18/10/2021	B HEX	0.00	0.00	5,266.37	5,266.37
18/10/2021	B HEX	0.00	5,266.37	0.00	0.00
17/12/2021	B HEX	0.00	0.00	4,085.04	4,085.04
17/12/2021	B HEX	0.00	0.00	6,794.50	10,879.54

Date	Description	Quantity	Debits	Credits	Balance
17/12/2021	B HEX	0.00	0.00	30,219.03	41,098.57
17/12/2021	B HEX	0.00	4,085.04	0.00	37,013.53
17/12/2021	B HEX	0.00	6,794.50	0.00	30,219.03
17/12/2021	B HEX	0.00	30,219.03	0.00	0.00
30/12/2021	B HEX	0.00	0.00	2,876.83	2,876.83
30/12/2021	B HEX	0.00	0.00	3,890.70	6,767.53
30/12/2021	B HEX	0.00	0.00	9,060.49	15,828.02
30/12/2021	B HEX	0.00	2,876.83	0.00	12,951.19
30/12/2021	B HEX	0.00	3,890.70	0.00	9,060.49
30/12/2021	B HEX	0.00	9,060.49	0.00	0.00
03/01/2022	B HEX	0.00	0.00	4,224.06	4,224.06
03/01/2022	B HEX	0.00	0.00	5,412.22	9,636.28
03/01/2022	B HEX	0.00	0.00	6,189.23	15,825.51
03/01/2022	B HEX	0.00	4,224.06	0.00	11,601.45
03/01/2022	B HEX	0.00	5,412.22	0.00	6,189.23
03/01/2022	B HEX	0.00	6,189.23	0.00	0.00
08/01/2022	B HEX	0.00	0.00	137.55	137.55
08/01/2022	B HEX	0.00	0.00	798.66	936.21
08/01/2022	B HEX	0.00	0.00	6,361.70	7,297.91
08/01/2022	B HEX	0.00	0.00	10,881.48	18,179.39

Date	Description	Quantity	Debits	Credits	Balance
08/01/2022	B HEX	0.00	137.55	0.00	18,041.84
08/01/2022	B HEX	0.00	798.66	0.00	17,243.18
08/01/2022	B HEX	0.00	6,361.70	0.00	10,881.48
08/01/2022	B HEX	0.00	10,881.48	0.00	0.00
14/01/2022	B HEX	0.00	0.00	1,477.70	1,477.70
14/01/2022	B HEX	0.00	1,477.70	0.00	0.00
31/01/2022	B HEX	0.00	0.00	315.23	315.23
31/01/2022	B HEX	0.00	0.00	852.20	1,167.43
31/01/2022	B HEX	0.00	0.00	1,687.02	2,854.45
31/01/2022	B HEX	0.00	0.00	1,808.74	4,663.19
31/01/2022	B HEX	0.00	0.00	2,500.90	7,164.09
31/01/2022	B HEX	0.00	0.00	2,644.65	9,808.74
31/01/2022	B HEX	0.00	0.00	4,706.76	14,515.50
31/01/2022	B HEX	0.00	0.00	5,242.07	19,757.57
31/01/2022	B HEX	0.00	315.23	0.00	19,442.34
31/01/2022	B HEX	0.00	852.20	0.00	18,590.14
31/01/2022	B HEX	0.00	1,687.02	0.00	16,903.12
31/01/2022	B HEX	0.00	1,808.74	0.00	15,094.38
31/01/2022	B HEX	0.00	2,500.90	0.00	12,593.48
31/01/2022	B HEX	0.00	2,644.65	0.00	9,948.83

Date	Description	Quantity	Debits	Credits	Balance
31/01/2022	B HEX	0.00	4,706.76	0.00	5,242.07
31/01/2022	B HEX	0.00	5,242.07	0.00	0.00
26/02/2022	B HEX	0.00	0.00	4,337.97	4,337.97
26/02/2022	B HEX	0.00	4,337.97	0.00	0.00
07/03/2022	B HEX	0.00	0.00	516.06	516.06
07/03/2022	B HEX	0.00	0.00	2,647.78	3,163.84
07/03/2022	B HEX	0.00	516.06	0.00	2,647.78
07/03/2022	B HEX	0.00	2,647.78	0.00	0.00
04/05/2022	B HEX	0.00	0.00	4,609.31	4,609.31
04/05/2022	B HEX	0.00	0.00	5,112.59	9,721.90
04/05/2022	B HEX	0.00	4,609.31	0.00	5,112.59
04/05/2022	B HEX	0.00	5,112.59	0.00	0.00
06/05/2022	B HEX	0.00	0.00	1,453.46	1,453.46
06/05/2022	B HEX	0.00	0.00	1,480.01	2,933.47
06/05/2022	B HEX	0.00	0.00	1,506.74	4,440.21
06/05/2022	B HEX	0.00	0.00	1,517.83	5,958.04
06/05/2022	B HEX	0.00	0.00	1,533.72	7,491.76
06/05/2022	B HEX	0.00	0.00	1,550.89	9,042.65
06/05/2022	B HEX	0.00	0.00	1,560.85	10,603.50
06/05/2022	B HEX	0.00	0.00	1,632.43	12,235.93



Date	Description	Quantity	Debits	Credits	Balance
06/05/2022	B HEX	0.00	0.00	1,715.68	13,951.61
06/05/2022	B HEX	0.00	0.00	1,994.09	15,945.70
06/05/2022	B HEX	0.00	0.00	2,093.03	18,038.73
06/05/2022	B HEX	0.00	1,453.46	0.00	16,585.27
06/05/2022	B HEX	0.00	1,480.01	0.00	15,105.26
06/05/2022	B HEX	0.00	1,506.74	0.00	13,598.52
06/05/2022	B HEX	0.00	1,517.83	0.00	12,080.69
06/05/2022	B HEX	0.00	1,533.72	0.00	10,546.97
06/05/2022	B HEX	0.00	1,550.89	0.00	8,996.08
06/05/2022	B HEX	0.00	1,560.85	0.00	7,435.23
06/05/2022	B HEX	0.00	1,632.43	0.00	5,802.80
06/05/2022	B HEX	0.00	1,715.68	0.00	4,087.12
06/05/2022	B HEX	0.00	1,994.09	0.00	2,093.03
06/05/2022	B HEX	0.00	2,093.03	0.00	0.00
11/05/2022	B HEX	0.00	0.00	1,417.94	1,417.94
11/05/2022	B HEX	0.00	0.00	4,328.02	5,745.96
11/05/2022	B HEX	0.00	0.00	4,539.31	10,285.27
11/05/2022	B HEX	0.00	1,417.94	0.00	8,867.33
11/05/2022	B HEX	0.00	4,328.02	0.00	4,539.31
11/05/2022	B HEX	0.00	4,539.31	0.00	0.00

Date	Description	Quantity	Debits	Credits	Balance
12/05/2022	B HEX	0.00	0.00	1,268.71	1,268.71
12/05/2022	B HEX	0.00	0.00	1,290.68	2,559.39
12/05/2022	B HEX	0.00	0.00	1,314.48	3,873.87
12/05/2022	B HEX	0.00	0.00	1,336.90	5,210.77
12/05/2022	B HEX	0.00	0.00	1,357.60	6,568.37
12/05/2022	B HEX	0.00	0.00	1,380.34	7,948.71
12/05/2022	B HEX	0.00	0.00	1,403.20	9,351.91
12/05/2022	B HEX	0.00	1,268.71	0.00	8,083.20
12/05/2022	B HEX	0.00	1,290.68	0.00	6,792.52
12/05/2022	B HEX	0.00	1,314.48	0.00	5,478.04
12/05/2022	B HEX	0.00	1,336.90	0.00	4,141.14
12/05/2022	B HEX	0.00	1,357.60	0.00	2,783.54
12/05/2022	B HEX	0.00	1,380.34	0.00	1,403.20
12/05/2022	B HEX	0.00	1,403.20	0.00	0.00
15/06/2022	B HEX	0.00	0.00	123.19	123.19
15/06/2022	B HEX	0.00	0.00	171.81	295.00
15/06/2022	B HEX	0.00	0.00	350.13	645.13
15/06/2022	B HEX	0.00	0.00	497.69	1,142.82
15/06/2022	B HEX	0.00	0.00	497.69	1,640.51
15/06/2022	B HEX	0.00	123.19	0.00	1,517.32

Date	Description	Quantity	Debits	Credits	Balance
15/06/2022	B HEX	0.00	171.81	0.00	1,345.51
15/06/2022	B HEX	0.00	350.13	0.00	995.38
15/06/2022	B HEX	0.00	497.69	0.00	497.69
15/06/2022	B HEX	0.00	497.69	0.00	0.00
18/06/2022	B HEX	0.00	0.00	359.87	359.87
18/06/2022	B HEX	0.00	0.00	478.25	838.12
18/06/2022	B HEX	0.00	0.00	478.25	1,316.37
18/06/2022	B HEX	0.00	359.87	0.00	956.50
18/06/2022	B HEX	0.00	478.25	0.00	478.25
18/06/2022	B HEX	0.00	478.25	0.00	0.00
30/06/2022	Closing Balance	0.00	0.00	0.00	0.00
<b>Other Assets - Unsettled Trades / Acquisitions / Other Assets / Hina Inu</b>					
01/07/2021	Opening Balance	0.00	0.00	0.00	0.00
13/10/2021	B HINA	0.00	0.00	4,786.28	4,786.28
13/10/2021	B HINA	0.00	4,786.28	0.00	0.00
15/10/2021	B HINA	0.00	0.00	4,828.24	4,828.24
15/10/2021	B HINA	0.00	4,828.24	0.00	0.00
18/10/2021	B HINA	0.00	0.00	3,050.16	3,050.16
18/10/2021	B HINA	0.00	3,050.16	0.00	0.00
30/06/2022	Closing Balance	0.00	0.00	0.00	0.00

Date	Description	Quantity	Debits	Credits	Balance
<b>Other Assets - Unsettled Trades / Acquisitions / Other Assets / INUYASHA</b>					
01/07/2021	Opening Balance	0.00	0.00	0.00	0.00
03/12/2021	INUYASHA Unlisted Security Acquisition	0.00	0.00	879.50	879.50
03/12/2021	INUYASHA Unlisted Security Acquisition	0.00	0.00	4,933.02	5,812.52
03/12/2021	INUYASHA Unlisted Security Acquisition	0.00	879.50	0.00	4,933.02
03/12/2021	INUYASHA Unlisted Security Acquisition	0.00	4,933.02	0.00	0.00
30/06/2022	Closing Balance	0.00	0.00	0.00	0.00
<b>Other Assets - Unsettled Trades / Acquisitions / Other Assets / Kuma Inu</b>					
01/07/2021	Opening Balance	0.00	0.00	0.00	0.00
06/10/2021	KUMA Unlisted Security Acquisition	0.00	0.00	10.48	10.48
06/10/2021	KUMA Unlisted Security Acquisition	0.00	0.00	524.13	534.61
06/10/2021	KUMA Unlisted Security Acquisition	0.00	0.00	992.48	1,527.09
06/10/2021	KUMA Unlisted Security Acquisition	0.00	0.00	1,048.26	2,575.35
06/10/2021	KUMA Unlisted Security Acquisition	0.00	0.00	1,048.26	3,623.61
06/10/2021	KUMA Unlisted Security Acquisition	0.00	0.00	1,153.09	4,776.70
06/10/2021	KUMA Unlisted Security Acquisition	0.00	10.48	0.00	4,766.22
06/10/2021	KUMA Unlisted Security Acquisition	0.00	524.13	0.00	4,242.09
06/10/2021	KUMA Unlisted Security Acquisition	0.00	992.48	0.00	3,249.61
06/10/2021	KUMA Unlisted Security Acquisition	0.00	1,048.26	0.00	2,201.35
06/10/2021	KUMA Unlisted Security Acquisition	0.00	1,048.26	0.00	1,153.09

Date	Description	Quantity	Debits	Credits	Balance
06/10/2021	KUMA Unlisted Security Acquisition	0.00	1,153.09	0.00	0.00
30/06/2022	Closing Balance	0.00	0.00	0.00	0.00
<b>Other Assets - Unsettled Trades / Acquisitions / Other Assets / SafeMoon Inu</b>					
01/07/2021	Opening Balance	0.00	0.00	0.00	0.00
28/10/2021	B SMI	0.00	0.00	749.95	749.95
28/10/2021	B SMI	0.00	749.95	0.00	0.00
30/06/2022	Closing Balance	0.00	0.00	0.00	0.00
<b>Other Assets - Unsettled Trades / Acquisitions / Other Assets / SHIBCOIN</b>					
01/07/2021	Opening Balance	0.00	0.00	0.00	0.00
26/10/2021	SHIB Unlisted Security Acquisition	0.00	0.00	629.85	629.85
26/10/2021	SHIB Unlisted Security Acquisition	0.00	0.00	1,231.00	1,860.85
26/10/2021	SHIB Unlisted Security Acquisition	0.00	0.00	2,326.08	4,186.93
26/10/2021	SHIB Unlisted Security Acquisition	0.00	629.85	0.00	3,557.08
26/10/2021	SHIB Unlisted Security Acquisition	0.00	1,231.00	0.00	2,326.08
26/10/2021	SHIB Unlisted Security Acquisition	0.00	2,326.08	0.00	0.00
03/12/2021	SHIB Unlisted Security Acquisition	0.00	0.00	765.07	765.07
03/12/2021	SHIB Unlisted Security Acquisition	0.00	765.07	0.00	0.00
30/06/2022	Closing Balance	0.00	0.00	0.00	0.00
<b>Other Assets - Unsettled Trades / Acquisitions / Other Assets / The Sandbox</b>					
01/07/2021	Opening Balance	0.00	0.00	0.00	0.00

Date	Description	Quantity	Debits	Credits	Balance
23/11/2021	B SAND	0.00	0.00	671.64	671.64
23/11/2021	B SAND	0.00	671.64	0.00	0.00
30/06/2022	Closing Balance	0.00	0.00	0.00	0.00
<b>Other Assets - Unsettled Trades / Acquisitions / Other Assets / Theta Coin</b>					
01/07/2021	Opening Balance	0.00	0.00	0.00	0.00
17/07/2021	THETA Unlisted Security Acquisition	0.00	0.00	1,323.50	1,323.50
17/07/2021	THETA Unlisted Security Acquisition	0.00	1,323.50	0.00	0.00
30/06/2022	Closing Balance	0.00	0.00	0.00	0.00
<b>Other Assets - Unsettled Trades / Acquisitions / Other Assets / USDT (Tether)</b>					
01/07/2021	Opening Balance	0.00	0.00	0.00	0.00
04/02/2022	USDT1 Unlisted Security Acquisition	0.00	0.00	1,294.22	1,294.22
04/02/2022	USDT1 Unlisted Security Acquisition	0.00	1,294.22	0.00	0.00
15/06/2022	USDT1 Unlisted Security Acquisition	0.00	0.00	145.03	145.03
15/06/2022	USDT1 Unlisted Security Acquisition	0.00	0.00	290.06	435.09
15/06/2022	USDT1 Unlisted Security Acquisition	0.00	0.00	1,450.32	1,885.41
15/06/2022	USDT1 Unlisted Security Acquisition	0.00	0.00	1,450.32	3,335.73
15/06/2022	USDT1 Unlisted Security Acquisition	0.00	145.03	0.00	3,190.70
15/06/2022	USDT1 Unlisted Security Acquisition	0.00	290.06	0.00	2,900.64
15/06/2022	USDT1 Unlisted Security Acquisition	0.00	1,450.32	0.00	1,450.32
15/06/2022	USDT1 Unlisted Security Acquisition	0.00	1,450.32	0.00	0.00

Date	Description	Quantity	Debits	Credits	Balance
30/06/2022	Unlisted Security Purchase	0.00	0.00	1,469.99	1,469.99
30/06/2022	Unlisted Security Purchase	0.00	1,469.99	0.00	0.00
30/06/2022	Closing Balance	0.00	0.00	0.00	0.00
<b>Other Assets - Unsettled Trades / Acquisitions / Other Assets / YASHA</b>					
01/07/2021	Opening Balance	0.00	0.00	0.00	0.00
16/02/2022	B YASHA	0.00	0.00	12,149.04	12,149.04
16/02/2022	B YASHA	0.00	12,149.04	0.00	0.00
30/06/2022	Closing Balance	0.00	0.00	0.00	0.00
<b>Other Assets - Unsettled Trades / Acquisitions / Shares in Listed Companies - Foreign / Gold Royalty Corp</b>					
01/07/2021	Opening Balance	0.00	0.00	0.00	0.00
11/05/2022	Bght 335 GROY:US @ 4.6559	0.00	0.00	1,559.73	1,559.73
11/05/2022	Bght 335 GROY:US @ 4.6559	0.00	1,559.73	0.00	0.00
30/06/2022	Closing Balance	0.00	0.00	0.00	0.00
<b>Other Assets - Unsettled Trades / Acquisitions / Shares in Listed Companies - Foreign / Nuvve Holding Corp</b>					
01/07/2021	Opening Balance	0.00	0.00	0.00	0.00
10/12/2021	Bght 100 NVVE:US @ 21.5196	0.00	0.00	2,151.96	2,151.96
10/12/2021	Bght 100 NVVE:US @ 21.5196	0.00	2,151.96	0.00	0.00
30/06/2022	Closing Balance	0.00	0.00	0.00	0.00
<b>Other Assets - Unsettled Trades / Acquisitions / Shares in Listed Companies - Foreign / Tritium DCFC Limited</b>					
01/07/2021	Opening Balance	0.00	0.00	0.00	0.00

Date	Description	Quantity	Debits	Credits	Balance
15/02/2022	Bght 120 DCFC:US @ 13.9582	0.00	0.00	1,674.98	1,674.98
15/02/2022	Bght 120 DCFC:US @ 13.9582	0.00	1,674.98	0.00	0.00
30/06/2022	Closing Balance	0.00	0.00	0.00	0.00
<b>Other Assets - Unsettled Trades / Acquisitions / Sundry Assets / Cryptocurrency Wallet</b>					
01/07/2021	Opening Balance	0.00	0.00	0.00	0.00
01/07/2021	B ETH	0.00	0.00	3.52	3.52
01/07/2021	B ETH	0.00	0.00	9.57	13.09
01/07/2021	B ETH	0.00	0.00	21.71	34.80
01/07/2021	B ETH	0.00	0.00	35.36	70.16
01/07/2021	B ETH	0.00	0.00	141.34	211.50
01/07/2021	B ETH	0.00	0.00	2,624.65	2,836.15
01/07/2021	B ETH	0.00	0.00	9,470.00	12,306.15
01/07/2021	B ETH	0.00	3.52	0.00	12,302.63
01/07/2021	B ETH	0.00	9.57	0.00	12,293.06
01/07/2021	B ETH	0.00	21.71	0.00	12,271.35
01/07/2021	B ETH	0.00	35.36	0.00	12,235.99
01/07/2021	B ETH	0.00	141.34	0.00	12,094.65
01/07/2021	B ETH	0.00	2,624.65	0.00	9,470.00
01/07/2021	B ETH	0.00	9,470.00	0.00	0.00
01/07/2021	B HEX	0.00	0.00	19.44	19.44



Date	Description	Quantity	Debits	Credits	Balance
01/07/2021	B HEX	0.00	0.00	104.30	123.74
01/07/2021	B HEX	0.00	0.00	163.96	287.70
01/07/2021	B HEX	0.00	0.00	347.98	635.68
01/07/2021	B HEX	0.00	0.00	408.61	1,044.29
01/07/2021	B HEX	0.00	0.00	634.38	1,678.67
01/07/2021	B HEX	0.00	0.00	724.30	2,402.97
01/07/2021	B HEX	0.00	0.00	724.67	3,127.64
01/07/2021	B HEX	0.00	0.00	758.29	3,885.93
01/07/2021	B HEX	0.00	0.00	758.39	4,644.32
01/07/2021	B HEX	0.00	0.00	816.49	5,460.81
01/07/2021	B HEX	0.00	0.00	829.39	6,290.20
01/07/2021	B HEX	0.00	0.00	837.91	7,128.11
01/07/2021	B HEX	0.00	0.00	8,130.47	15,258.58
01/07/2021	B HEX	0.00	0.00	14,904.44	30,163.02
01/07/2021	B HEX	0.00	19.44	0.00	30,143.58
01/07/2021	B HEX	0.00	104.30	0.00	30,039.28
01/07/2021	B HEX	0.00	163.96	0.00	29,875.32
01/07/2021	B HEX	0.00	347.98	0.00	29,527.34
01/07/2021	B HEX	0.00	408.61	0.00	29,118.73
01/07/2021	B HEX	0.00	634.38	0.00	28,484.35

Date	Description	Quantity	Debits	Credits	Balance
01/07/2021	B HEX	0.00	724.30	0.00	27,760.05
01/07/2021	B HEX	0.00	724.67	0.00	27,035.38
01/07/2021	B HEX	0.00	758.29	0.00	26,277.09
01/07/2021	B HEX	0.00	758.39	0.00	25,518.70
01/07/2021	B HEX	0.00	816.49	0.00	24,702.21
01/07/2021	B HEX	0.00	829.39	0.00	23,872.82
01/07/2021	B HEX	0.00	837.91	0.00	23,034.91
01/07/2021	B HEX	0.00	8,130.47	0.00	14,904.44
01/07/2021	B HEX	0.00	14,904.44	0.00	0.00
01/07/2021	ETHEREUM Unlisted Security Disposal	0.00	0.00	2.21	2.21
01/07/2021	ETHEREUM Unlisted Security Disposal	0.00	0.00	11.17	13.38
01/07/2021	ETHEREUM Unlisted Security Disposal	0.00	0.00	11.85	25.23
01/07/2021	ETHEREUM Unlisted Security Disposal	0.00	0.00	12.88	38.11
01/07/2021	ETHEREUM Unlisted Security Disposal	0.00	0.00	14.32	52.43
01/07/2021	ETHEREUM Unlisted Security Disposal	0.00	0.00	14.45	66.88
01/07/2021	ETHEREUM Unlisted Security Disposal	0.00	0.00	15.29	82.17
01/07/2021	ETHEREUM Unlisted Security Disposal	0.00	0.00	15.37	97.54
01/07/2021	ETHEREUM Unlisted Security Disposal	0.00	0.00	22.35	119.89
01/07/2021	ETHEREUM Unlisted Security Disposal	0.00	0.00	22.81	142.70
01/07/2021	ETHEREUM Unlisted Security Disposal	0.00	0.00	25.48	168.18

Date	Description	Quantity	Debits	Credits	Balance
01/07/2021	ETHEREUM Unlisted Security Disposal	0.00	0.00	27.08	195.26
01/07/2021	ETHEREUM Unlisted Security Disposal	0.00	0.00	169.61	364.87
01/07/2021	ETHEREUM Unlisted Security Disposal	0.00	2.21	0.00	362.66
01/07/2021	ETHEREUM Unlisted Security Disposal	0.00	11.17	0.00	351.49
01/07/2021	ETHEREUM Unlisted Security Disposal	0.00	11.85	0.00	339.64
01/07/2021	ETHEREUM Unlisted Security Disposal	0.00	12.88	0.00	326.76
01/07/2021	ETHEREUM Unlisted Security Disposal	0.00	14.32	0.00	312.44
01/07/2021	ETHEREUM Unlisted Security Disposal	0.00	14.45	0.00	297.99
01/07/2021	ETHEREUM Unlisted Security Disposal	0.00	15.29	0.00	282.70
01/07/2021	ETHEREUM Unlisted Security Disposal	0.00	15.37	0.00	267.33
01/07/2021	ETHEREUM Unlisted Security Disposal	0.00	22.35	0.00	244.98
01/07/2021	ETHEREUM Unlisted Security Disposal	0.00	22.81	0.00	222.17
01/07/2021	ETHEREUM Unlisted Security Disposal	0.00	25.48	0.00	196.69
01/07/2021	ETHEREUM Unlisted Security Disposal	0.00	27.08	0.00	169.61
01/07/2021	ETHEREUM Unlisted Security Disposal	0.00	169.61	0.00	0.00
01/07/2021	HEX Opening	0.00	0.00	3,001.23	3,001.23
01/07/2021	HEX Opening	0.00	3,001.23	0.00	0.00
01/07/2021	HEX Unlisted Security Disposal	0.00	0.00	19.44	19.44
01/07/2021	HEX Unlisted Security Disposal	0.00	0.00	166.74	186.18
01/07/2021	HEX Unlisted Security Disposal	0.00	0.00	230.97	417.15

Date	Description	Quantity	Debits	Credits	Balance
01/07/2021	HEX Unlisted Security Disposal	0.00	0.00	724.30	1,141.45
01/07/2021	HEX Unlisted Security Disposal	0.00	0.00	736.95	1,878.40
01/07/2021	HEX Unlisted Security Disposal	0.00	0.00	758.39	2,636.79
01/07/2021	HEX Unlisted Security Disposal	0.00	0.00	764.58	3,401.37
01/07/2021	HEX Unlisted Security Disposal	0.00	0.00	771.13	4,172.50
01/07/2021	HEX Unlisted Security Disposal	0.00	0.00	799.26	4,971.76
01/07/2021	HEX Unlisted Security Disposal	0.00	0.00	818.42	5,790.18
01/07/2021	HEX Unlisted Security Disposal	0.00	0.00	830.32	6,620.50
01/07/2021	HEX Unlisted Security Disposal	0.00	0.00	843.44	7,463.94
01/07/2021	HEX Unlisted Security Disposal	0.00	0.00	852.10	8,316.04
01/07/2021	HEX Unlisted Security Disposal	0.00	0.00	1,509.19	9,825.23
01/07/2021	HEX Unlisted Security Disposal	0.00	0.00	8,024.46	17,849.69
01/07/2021	HEX Unlisted Security Disposal	0.00	0.00	15,156.91	33,006.60
01/07/2021	HEX Unlisted Security Disposal	0.00	19.44	0.00	32,987.16
01/07/2021	HEX Unlisted Security Disposal	0.00	166.74	0.00	32,820.42
01/07/2021	HEX Unlisted Security Disposal	0.00	230.97	0.00	32,589.45
01/07/2021	HEX Unlisted Security Disposal	0.00	724.30	0.00	31,865.15
01/07/2021	HEX Unlisted Security Disposal	0.00	736.95	0.00	31,128.20
01/07/2021	HEX Unlisted Security Disposal	0.00	758.39	0.00	30,369.81
01/07/2021	HEX Unlisted Security Disposal	0.00	764.58	0.00	29,605.23

Date	Description	Quantity	Debits	Credits	Balance
01/07/2021	HEX Unlisted Security Disposal	0.00	771.13	0.00	28,834.10
01/07/2021	HEX Unlisted Security Disposal	0.00	799.26	0.00	28,034.84
01/07/2021	HEX Unlisted Security Disposal	0.00	818.42	0.00	27,216.42
01/07/2021	HEX Unlisted Security Disposal	0.00	830.32	0.00	26,386.10
01/07/2021	HEX Unlisted Security Disposal	0.00	843.44	0.00	25,542.66
01/07/2021	HEX Unlisted Security Disposal	0.00	852.10	0.00	24,690.56
01/07/2021	HEX Unlisted Security Disposal	0.00	1,509.19	0.00	23,181.37
01/07/2021	HEX Unlisted Security Disposal	0.00	8,024.46	0.00	15,156.91
01/07/2021	HEX Unlisted Security Disposal	0.00	15,156.91	0.00	0.00
02/07/2021	ETHEREUM Unlisted Security Disposal	0.00	0.00	134.52	134.52
02/07/2021	ETHEREUM Unlisted Security Disposal	0.00	0.00	866.22	1,000.74
02/07/2021	ETHEREUM Unlisted Security Disposal	0.00	0.00	8,999.26	10,000.00
02/07/2021	ETHEREUM Unlisted Security Disposal	0.00	134.52	0.00	9,865.48
02/07/2021	ETHEREUM Unlisted Security Disposal	0.00	866.22	0.00	8,999.26
02/07/2021	ETHEREUM Unlisted Security Disposal	0.00	8,999.26	0.00	0.00
06/07/2021	Direct Credit 048950 Boss Access Acco Cointreee55y8728	0.00	0.00	10,000.00	10,000.00
06/07/2021	Direct Credit 048950 Boss Access Acco Cointreee55y8728	0.00	10,000.00	0.00	0.00
16/07/2021	ETHEREUM Unlisted Security Disposal	0.00	0.00	3.15	3.15
16/07/2021	ETHEREUM Unlisted Security Disposal	0.00	3.15	0.00	0.00

Date	Description	Quantity	Debits	Credits	Balance
16/07/2021	HEX Unlisted Security Disposal	0.00	0.00	232.42	232.42
16/07/2021	HEX Unlisted Security Disposal	0.00	232.42	0.00	0.00
17/07/2021	ETHEREUM Unlisted Security Disposal	0.00	0.00	8.79	8.79
17/07/2021	ETHEREUM Unlisted Security Disposal	0.00	8.79	0.00	0.00
17/07/2021	FUN.COIN Unlisted Security Acquisition	0.00	0.00	263.25	263.25
17/07/2021	FUN.COIN Unlisted Security Acquisition	0.00	263.25	0.00	0.00
17/07/2021	HEX Unlisted Security Disposal	0.00	0.00	877.48	877.48
17/07/2021	HEX Unlisted Security Disposal	0.00	0.00	1,362.30	2,239.78
17/07/2021	HEX Unlisted Security Disposal	0.00	877.48	0.00	1,362.30
17/07/2021	HEX Unlisted Security Disposal	0.00	1,362.30	0.00	0.00
17/07/2021	S BTS	0.00	0.00	51.81	51.81
17/07/2021	S BTS	0.00	51.81	0.00	0.00
17/07/2021	S CELR	0.00	0.00	46.40	46.40
17/07/2021	S CELR	0.00	46.40	0.00	0.00
17/07/2021	S DGB	0.00	0.00	155.50	155.50
17/07/2021	S DGB	0.00	155.50	0.00	0.00
17/07/2021	S FTT	0.00	0.00	143.99	143.99
17/07/2021	S FTT	0.00	143.99	0.00	0.00
17/07/2021	S HBAR	0.00	0.00	254.27	254.27
17/07/2021	S HBAR	0.00	254.27	0.00	0.00

Date	Description	Quantity	Debits	Credits	Balance
17/07/2021	S IOST	0.00	0.00	41.64	41.64
17/07/2021	S IOST	0.00	41.64	0.00	0.00
17/07/2021	S IOTX	0.00	0.00	37.49	37.49
17/07/2021	S IOTX	0.00	37.49	0.00	0.00
17/07/2021	S POWR	0.00	0.00	123.97	123.97
17/07/2021	S POWR	0.00	123.97	0.00	0.00
17/07/2021	S QKC	0.00	0.00	36.27	36.27
17/07/2021	S QKC	0.00	0.00	328.74	365.01
17/07/2021	S QKC	0.00	36.27	0.00	328.74
17/07/2021	S QKC	0.00	328.74	0.00	0.00
17/07/2021	S REQ	0.00	0.00	95.03	95.03
17/07/2021	S REQ	0.00	95.03	0.00	0.00
17/07/2021	S SC	0.00	0.00	26.95	26.95
17/07/2021	S SC	0.00	26.95	0.00	0.00
17/07/2021	S STMX	0.00	0.00	44.92	44.92
17/07/2021	S STMX	0.00	44.92	0.00	0.00
17/07/2021	S XLM	0.00	0.00	356.88	356.88
17/07/2021	S XLM	0.00	356.88	0.00	0.00
17/07/2021	S XVG	0.00	0.00	58.96	58.96
17/07/2021	S XVG	0.00	58.96	0.00	0.00

Date	Description	Quantity	Debits	Credits	Balance
17/07/2021	THETA Unlisted Security Acquisition	0.00	0.00	1,323.50	1,323.50
17/07/2021	THETA Unlisted Security Acquisition	0.00	1,323.50	0.00	0.00
05/08/2021	B ETH	0.00	0.00	37.37	37.37
05/08/2021	B ETH	0.00	0.00	40.92	78.29
05/08/2021	B ETH	0.00	0.00	259.73	338.02
05/08/2021	B ETH	0.00	0.00	5,168.85	5,506.87
05/08/2021	B ETH	0.00	0.00	10,562.00	16,068.87
05/08/2021	B ETH	0.00	37.37	0.00	16,031.50
05/08/2021	B ETH	0.00	40.92	0.00	15,990.58
05/08/2021	B ETH	0.00	259.73	0.00	15,730.85
05/08/2021	B ETH	0.00	5,168.85	0.00	10,562.00
05/08/2021	B ETH	0.00	10,562.00	0.00	0.00
05/08/2021	B HEX	0.00	0.00	6,193.82	6,193.82
05/08/2021	B HEX	0.00	0.00	6,193.82	12,387.64
05/08/2021	B HEX	0.00	0.00	15,828.01	28,215.65
05/08/2021	B HEX	0.00	0.00	20,549.81	48,765.46
05/08/2021	B HEX	0.00	0.00	20,646.05	69,411.51
05/08/2021	B HEX	0.00	6,193.82	0.00	63,217.69
05/08/2021	B HEX	0.00	6,193.82	0.00	57,023.87
05/08/2021	B HEX	0.00	15,828.01	0.00	41,195.86



Date	Description	Quantity	Debits	Credits	Balance
05/08/2021	B HEX	0.00	20,549.81	0.00	20,646.05
05/08/2021	B HEX	0.00	20,646.05	0.00	0.00
05/08/2021	ETHEREUM Unlisted Security Disposal	0.00	0.00	27.72	27.72
05/08/2021	ETHEREUM Unlisted Security Disposal	0.00	0.00	260.99	288.71
05/08/2021	ETHEREUM Unlisted Security Disposal	0.00	0.00	3,278.85	3,567.56
05/08/2021	ETHEREUM Unlisted Security Disposal	0.00	0.00	10,613.11	14,180.67
05/08/2021	ETHEREUM Unlisted Security Disposal	0.00	27.72	0.00	14,152.95
05/08/2021	ETHEREUM Unlisted Security Disposal	0.00	260.99	0.00	13,891.96
05/08/2021	ETHEREUM Unlisted Security Disposal	0.00	3,278.85	0.00	10,613.11
05/08/2021	ETHEREUM Unlisted Security Disposal	0.00	10,613.11	0.00	0.00
05/08/2021	HEX Unlisted Security Disposal	0.00	0.00	668.32	668.32
05/08/2021	HEX Unlisted Security Disposal	0.00	0.00	15,356.71	16,025.03
05/08/2021	HEX Unlisted Security Disposal	0.00	668.32	0.00	15,356.71
05/08/2021	HEX Unlisted Security Disposal	0.00	15,356.71	0.00	0.00
15/08/2021	B ETH	0.00	0.00	46.04	46.04
15/08/2021	B ETH	0.00	0.00	2,287.95	2,333.99
15/08/2021	B ETH	0.00	0.00	19,214.59	21,548.58
15/08/2021	B ETH	0.00	46.04	0.00	21,502.54
15/08/2021	B ETH	0.00	2,287.95	0.00	19,214.59
15/08/2021	B ETH	0.00	19,214.59	0.00	0.00

Date	Description	Quantity	Debits	Credits	Balance
15/08/2021	HEX Unlisted Security Disposal	0.00	0.00	21,503.10	21,503.10
15/08/2021	HEX Unlisted Security Disposal	0.00	21,503.10	0.00	0.00
18/08/2021	B ETH	0.00	0.00	19.60	19.60
18/08/2021	B ETH	0.00	0.00	22.90	42.50
18/08/2021	B ETH	0.00	0.00	146.77	189.27
18/08/2021	B ETH	0.00	0.00	313.39	502.66
18/08/2021	B ETH	0.00	0.00	6,648.76	7,151.42
18/08/2021	B ETH	0.00	0.00	7,545.88	14,697.30
18/08/2021	B ETH	0.00	19.60	0.00	14,677.70
18/08/2021	B ETH	0.00	22.90	0.00	14,654.80
18/08/2021	B ETH	0.00	146.77	0.00	14,508.03
18/08/2021	B ETH	0.00	313.39	0.00	14,194.64
18/08/2021	B ETH	0.00	6,648.76	0.00	7,545.88
18/08/2021	B ETH	0.00	7,545.88	0.00	0.00
18/08/2021	ETHEREUM Unlisted Security Disposal	0.00	0.00	2,309.49	2,309.49
18/08/2021	ETHEREUM Unlisted Security Disposal	0.00	0.00	6,362.58	8,672.07
18/08/2021	ETHEREUM Unlisted Security Disposal	0.00	2,309.49	0.00	6,362.58
18/08/2021	ETHEREUM Unlisted Security Disposal	0.00	6,362.58	0.00	0.00
18/08/2021	HEX Unlisted Security Disposal	0.00	0.00	7,101.06	7,101.06
18/08/2021	HEX Unlisted Security Disposal	0.00	0.00	7,500.76	14,601.82

Date	Description	Quantity	Debits	Credits	Balance
18/08/2021	HEX Unlisted Security Disposal	0.00	7,101.06	0.00	7,500.76
18/08/2021	HEX Unlisted Security Disposal	0.00	7,500.76	0.00	0.00
21/08/2021	B HEX	0.00	0.00	119.36	119.36
21/08/2021	B HEX	0.00	0.00	256.06	375.42
21/08/2021	B HEX	0.00	0.00	256.06	631.48
21/08/2021	B HEX	0.00	0.00	2,560.56	3,192.04
21/08/2021	B HEX	0.00	0.00	2,560.56	5,752.60
21/08/2021	B HEX	0.00	0.00	2,560.56	8,313.16
21/08/2021	B HEX	0.00	0.00	2,560.56	10,873.72
21/08/2021	B HEX	0.00	0.00	2,560.56	13,434.28
21/08/2021	B HEX	0.00	0.00	2,560.56	15,994.84
21/08/2021	B HEX	0.00	0.00	2,560.56	18,555.40
21/08/2021	B HEX	0.00	0.00	2,560.56	21,115.96
21/08/2021	B HEX	0.00	0.00	2,560.56	23,676.52
21/08/2021	B HEX	0.00	0.00	2,802.77	26,479.29
21/08/2021	B HEX	0.00	0.00	25,605.62	52,084.91
21/08/2021	B HEX	0.00	119.36	0.00	51,965.55
21/08/2021	B HEX	0.00	256.06	0.00	51,709.49
21/08/2021	B HEX	0.00	256.06	0.00	51,453.43
21/08/2021	B HEX	0.00	2,560.56	0.00	48,892.87

Date	Description	Quantity	Debits	Credits	Balance
21/08/2021	B HEX	0.00	2,560.56	0.00	46,332.31
21/08/2021	B HEX	0.00	2,560.56	0.00	43,771.75
21/08/2021	B HEX	0.00	2,560.56	0.00	41,211.19
21/08/2021	B HEX	0.00	2,560.56	0.00	38,650.63
21/08/2021	B HEX	0.00	2,560.56	0.00	36,090.07
21/08/2021	B HEX	0.00	2,560.56	0.00	33,529.51
21/08/2021	B HEX	0.00	2,560.56	0.00	30,968.95
21/08/2021	B HEX	0.00	2,560.56	0.00	28,408.39
21/08/2021	B HEX	0.00	2,802.77	0.00	25,605.62
21/08/2021	B HEX	0.00	25,605.62	0.00	0.00
21/08/2021	ETHEREUM Unlisted Security Disposal	0.00	0.00	20.70	20.70
21/08/2021	ETHEREUM Unlisted Security Disposal	0.00	0.00	7,019.14	7,039.84
21/08/2021	ETHEREUM Unlisted Security Disposal	0.00	0.00	20,621.16	27,661.00
21/08/2021	ETHEREUM Unlisted Security Disposal	0.00	20.70	0.00	27,640.30
21/08/2021	ETHEREUM Unlisted Security Disposal	0.00	7,019.14	0.00	20,621.16
21/08/2021	ETHEREUM Unlisted Security Disposal	0.00	20,621.16	0.00	0.00
28/08/2021	B ETH	0.00	0.00	16.08	16.08
28/08/2021	B ETH	0.00	0.00	18.60	34.68
28/08/2021	B ETH	0.00	0.00	18.71	53.39
28/08/2021	B ETH	0.00	0.00	19.27	72.66

Date	Description	Quantity	Debits	Credits	Balance
28/08/2021	B ETH	0.00	0.00	20.38	93.04
28/08/2021	B ETH	0.00	0.00	20.86	113.90
28/08/2021	B ETH	0.00	0.00	21.17	135.07
28/08/2021	B ETH	0.00	0.00	21.93	157.00
28/08/2021	B ETH	0.00	0.00	22.14	179.14
28/08/2021	B ETH	0.00	0.00	23.15	202.29
28/08/2021	B ETH	0.00	0.00	25.82	228.11
28/08/2021	B ETH	0.00	0.00	27.37	255.48
28/08/2021	B ETH	0.00	0.00	30.01	285.49
28/08/2021	B ETH	0.00	0.00	40.01	325.50
28/08/2021	B ETH	0.00	0.00	62.04	387.54
28/08/2021	B ETH	0.00	0.00	266.82	654.36
28/08/2021	B ETH	0.00	0.00	280.26	934.62
28/08/2021	B ETH	0.00	0.00	280.48	1,215.10
28/08/2021	B ETH	0.00	0.00	282.45	1,497.55
28/08/2021	B ETH	0.00	0.00	289.64	1,787.19
28/08/2021	B ETH	0.00	0.00	299.12	2,086.31
28/08/2021	B ETH	0.00	0.00	310.78	2,397.09
28/08/2021	B ETH	0.00	0.00	317.00	2,714.09
28/08/2021	B ETH	0.00	0.00	335.57	3,049.66

Date	Description	Quantity	Debits	Credits	Balance
28/08/2021	B ETH	0.00	0.00	368.06	3,417.72
28/08/2021	B ETH	0.00	0.00	418.06	3,835.78
28/08/2021	B ETH	0.00	0.00	473.38	4,309.16
28/08/2021	B ETH	0.00	0.00	5,124.82	9,433.98
28/08/2021	B ETH	0.00	0.00	6,679.12	16,113.10
28/08/2021	B ETH	0.00	0.00	13,425.56	29,538.66
28/08/2021	B ETH	0.00	16.08	0.00	29,522.58
28/08/2021	B ETH	0.00	18.60	0.00	29,503.98
28/08/2021	B ETH	0.00	18.71	0.00	29,485.27
28/08/2021	B ETH	0.00	19.27	0.00	29,466.00
28/08/2021	B ETH	0.00	20.38	0.00	29,445.62
28/08/2021	B ETH	0.00	20.86	0.00	29,424.76
28/08/2021	B ETH	0.00	21.17	0.00	29,403.59
28/08/2021	B ETH	0.00	21.93	0.00	29,381.66
28/08/2021	B ETH	0.00	22.14	0.00	29,359.52
28/08/2021	B ETH	0.00	23.15	0.00	29,336.37
28/08/2021	B ETH	0.00	25.82	0.00	29,310.55
28/08/2021	B ETH	0.00	27.37	0.00	29,283.18
28/08/2021	B ETH	0.00	30.01	0.00	29,253.17
28/08/2021	B ETH	0.00	40.01	0.00	29,213.16

Date	Description	Quantity	Debits	Credits	Balance
28/08/2021	B ETH	0.00	62.04	0.00	29,151.12
28/08/2021	B ETH	0.00	266.82	0.00	28,884.30
28/08/2021	B ETH	0.00	280.26	0.00	28,604.04
28/08/2021	B ETH	0.00	280.48	0.00	28,323.56
28/08/2021	B ETH	0.00	282.45	0.00	28,041.11
28/08/2021	B ETH	0.00	289.64	0.00	27,751.47
28/08/2021	B ETH	0.00	299.12	0.00	27,452.35
28/08/2021	B ETH	0.00	310.78	0.00	27,141.57
28/08/2021	B ETH	0.00	317.00	0.00	26,824.57
28/08/2021	B ETH	0.00	335.57	0.00	26,489.00
28/08/2021	B ETH	0.00	368.06	0.00	26,120.94
28/08/2021	B ETH	0.00	418.06	0.00	25,702.88
28/08/2021	B ETH	0.00	473.38	0.00	25,229.50
28/08/2021	B ETH	0.00	5,124.82	0.00	20,104.68
28/08/2021	B ETH	0.00	6,679.12	0.00	13,425.56
28/08/2021	B ETH	0.00	13,425.56	0.00	0.00
28/08/2021	ETHEREUM Unlisted Security Disposal	0.00	0.00	15.96	15.96
28/08/2021	ETHEREUM Unlisted Security Disposal	0.00	0.00	20.23	36.19
28/08/2021	ETHEREUM Unlisted Security Disposal	0.00	0.00	23.35	59.54
28/08/2021	ETHEREUM Unlisted Security Disposal	0.00	0.00	319.51	379.05

Date	Description	Quantity	Debits	Credits	Balance
28/08/2021	ETHEREUM Unlisted Security Disposal	0.00	0.00	5,098.86	5,477.91
28/08/2021	ETHEREUM Unlisted Security Disposal	0.00	0.00	7,932.90	13,410.81
28/08/2021	ETHEREUM Unlisted Security Disposal	0.00	0.00	13,323.55	26,734.36
28/08/2021	ETHEREUM Unlisted Security Disposal	0.00	15.96	0.00	26,718.40
28/08/2021	ETHEREUM Unlisted Security Disposal	0.00	20.23	0.00	26,698.17
28/08/2021	ETHEREUM Unlisted Security Disposal	0.00	23.35	0.00	26,674.82
28/08/2021	ETHEREUM Unlisted Security Disposal	0.00	319.51	0.00	26,355.31
28/08/2021	ETHEREUM Unlisted Security Disposal	0.00	5,098.86	0.00	21,256.45
28/08/2021	ETHEREUM Unlisted Security Disposal	0.00	7,932.90	0.00	13,323.55
28/08/2021	ETHEREUM Unlisted Security Disposal	0.00	13,323.55	0.00	0.00
28/08/2021	HEX Unlisted Security Disposal	0.00	0.00	139.93	139.93
28/08/2021	HEX Unlisted Security Disposal	0.00	0.00	312.38	452.31
28/08/2021	HEX Unlisted Security Disposal	0.00	0.00	312.38	764.69
28/08/2021	HEX Unlisted Security Disposal	0.00	0.00	29,389.04	30,153.73
28/08/2021	HEX Unlisted Security Disposal	0.00	0.00	29,877.56	60,031.29
28/08/2021	HEX Unlisted Security Disposal	0.00	139.93	0.00	59,891.36
28/08/2021	HEX Unlisted Security Disposal	0.00	312.38	0.00	59,578.98
28/08/2021	HEX Unlisted Security Disposal	0.00	312.38	0.00	59,266.60
28/08/2021	HEX Unlisted Security Disposal	0.00	29,389.04	0.00	29,877.56
28/08/2021	HEX Unlisted Security Disposal	0.00	29,877.56	0.00	0.00



Date	Description	Quantity	Debits	Credits	Balance
31/08/2021	ETHEREUM Unlisted Security Disposal	0.00	0.00	19.09	19.09
31/08/2021	ETHEREUM Unlisted Security Disposal	0.00	0.00	19.21	38.30
31/08/2021	ETHEREUM Unlisted Security Disposal	0.00	0.00	19.78	58.08
31/08/2021	ETHEREUM Unlisted Security Disposal	0.00	0.00	21.42	79.50
31/08/2021	ETHEREUM Unlisted Security Disposal	0.00	0.00	21.73	101.23
31/08/2021	ETHEREUM Unlisted Security Disposal	0.00	0.00	22.51	123.74
31/08/2021	ETHEREUM Unlisted Security Disposal	0.00	0.00	22.73	146.47
31/08/2021	ETHEREUM Unlisted Security Disposal	0.00	0.00	23.76	170.23
31/08/2021	ETHEREUM Unlisted Security Disposal	0.00	0.00	28.10	198.33
31/08/2021	ETHEREUM Unlisted Security Disposal	0.00	19.09	0.00	179.24
31/08/2021	ETHEREUM Unlisted Security Disposal	0.00	19.21	0.00	160.03
31/08/2021	ETHEREUM Unlisted Security Disposal	0.00	19.78	0.00	140.25
31/08/2021	ETHEREUM Unlisted Security Disposal	0.00	21.42	0.00	118.83
31/08/2021	ETHEREUM Unlisted Security Disposal	0.00	21.73	0.00	97.10
31/08/2021	ETHEREUM Unlisted Security Disposal	0.00	22.51	0.00	74.59
31/08/2021	ETHEREUM Unlisted Security Disposal	0.00	22.73	0.00	51.86
31/08/2021	ETHEREUM Unlisted Security Disposal	0.00	23.76	0.00	28.10
31/08/2021	ETHEREUM Unlisted Security Disposal	0.00	28.10	0.00	0.00
31/08/2021	HEX Unlisted Security Disposal	0.00	0.00	3,348.55	3,348.55
31/08/2021	HEX Unlisted Security Disposal	0.00	0.00	3,348.55	6,697.10

Date	Description	Quantity	Debits	Credits	Balance
31/08/2021	HEX Unlisted Security Disposal	0.00	0.00	3,419.64	10,116.74
31/08/2021	HEX Unlisted Security Disposal	0.00	0.00	3,419.64	13,536.38
31/08/2021	HEX Unlisted Security Disposal	0.00	0.00	3,419.64	16,956.02
31/08/2021	HEX Unlisted Security Disposal	0.00	0.00	3,419.64	20,375.66
31/08/2021	HEX Unlisted Security Disposal	0.00	0.00	3,419.64	23,795.30
31/08/2021	HEX Unlisted Security Disposal	0.00	0.00	3,419.64	27,214.94
31/08/2021	HEX Unlisted Security Disposal	0.00	0.00	3,419.64	30,634.58
31/08/2021	HEX Unlisted Security Disposal	0.00	3,348.55	0.00	27,286.03
31/08/2021	HEX Unlisted Security Disposal	0.00	3,348.55	0.00	23,937.48
31/08/2021	HEX Unlisted Security Disposal	0.00	3,419.64	0.00	20,517.84
31/08/2021	HEX Unlisted Security Disposal	0.00	3,419.64	0.00	17,098.20
31/08/2021	HEX Unlisted Security Disposal	0.00	3,419.64	0.00	13,678.56
31/08/2021	HEX Unlisted Security Disposal	0.00	3,419.64	0.00	10,258.92
31/08/2021	HEX Unlisted Security Disposal	0.00	3,419.64	0.00	6,839.28
31/08/2021	HEX Unlisted Security Disposal	0.00	3,419.64	0.00	3,419.64
31/08/2021	HEX Unlisted Security Disposal	0.00	3,419.64	0.00	0.00
10/09/2021	B HEX	0.00	0.00	244.69	244.69
10/09/2021	B HEX	0.00	0.00	504.86	749.55
10/09/2021	B HEX	0.00	0.00	906.35	1,655.90
10/09/2021	B HEX	0.00	0.00	1,900.47	3,556.37

Date	Description	Quantity	Debits	Credits	Balance
10/09/2021	B HEX	0.00	0.00	2,431.41	5,987.78
10/09/2021	B HEX	0.00	0.00	2,801.38	8,789.16
10/09/2021	B HEX	0.00	0.00	2,995.98	11,785.14
10/09/2021	B HEX	0.00	0.00	4,559.05	16,344.19
10/09/2021	B HEX	0.00	0.00	4,804.16	21,148.35
10/09/2021	B HEX	0.00	0.00	4,816.86	25,965.21
10/09/2021	B HEX	0.00	0.00	5,026.63	30,991.84
10/09/2021	B HEX	0.00	0.00	5,084.49	36,076.33
10/09/2021	B HEX	0.00	0.00	5,118.91	41,195.24
10/09/2021	B HEX	0.00	0.00	5,158.45	46,353.69
10/09/2021	B HEX	0.00	0.00	5,233.29	51,586.98
10/09/2021	B HEX	0.00	0.00	5,245.35	56,832.33
10/09/2021	B HEX	0.00	0.00	5,300.81	62,133.14
10/09/2021	B HEX	0.00	244.69	0.00	61,888.45
10/09/2021	B HEX	0.00	504.86	0.00	61,383.59
10/09/2021	B HEX	0.00	906.35	0.00	60,477.24
10/09/2021	B HEX	0.00	1,900.47	0.00	58,576.77
10/09/2021	B HEX	0.00	2,431.41	0.00	56,145.36
10/09/2021	B HEX	0.00	2,801.38	0.00	53,343.98
10/09/2021	B HEX	0.00	2,995.98	0.00	50,348.00

Date	Description	Quantity	Debits	Credits	Balance
10/09/2021	B HEX	0.00	4,559.05	0.00	45,788.95
10/09/2021	B HEX	0.00	4,804.16	0.00	40,984.79
10/09/2021	B HEX	0.00	4,816.86	0.00	36,167.93
10/09/2021	B HEX	0.00	5,026.63	0.00	31,141.30
10/09/2021	B HEX	0.00	5,084.49	0.00	26,056.81
10/09/2021	B HEX	0.00	5,118.91	0.00	20,937.90
10/09/2021	B HEX	0.00	5,158.45	0.00	15,779.45
10/09/2021	B HEX	0.00	5,233.29	0.00	10,546.16
10/09/2021	B HEX	0.00	5,245.35	0.00	5,300.81
10/09/2021	B HEX	0.00	5,300.81	0.00	0.00
10/09/2021	ETHEREUM Unlisted Security Disposal	0.00	0.00	278.00	278.00
10/09/2021	ETHEREUM Unlisted Security Disposal	0.00	0.00	292.00	570.00
10/09/2021	ETHEREUM Unlisted Security Disposal	0.00	0.00	292.23	862.23
10/09/2021	ETHEREUM Unlisted Security Disposal	0.00	0.00	294.28	1,156.51
10/09/2021	ETHEREUM Unlisted Security Disposal	0.00	0.00	303.21	1,459.72
10/09/2021	ETHEREUM Unlisted Security Disposal	0.00	0.00	311.65	1,771.37
10/09/2021	ETHEREUM Unlisted Security Disposal	0.00	0.00	323.80	2,095.17
10/09/2021	ETHEREUM Unlisted Security Disposal	0.00	0.00	330.28	2,425.45
10/09/2021	ETHEREUM Unlisted Security Disposal	0.00	0.00	349.63	2,775.08
10/09/2021	ETHEREUM Unlisted Security Disposal	0.00	0.00	383.48	3,158.56

Date	Description	Quantity	Debits	Credits	Balance
10/09/2021	ETHEREUM Unlisted Security Disposal	0.00	0.00	435.58	3,594.14
10/09/2021	ETHEREUM Unlisted Security Disposal	0.00	0.00	493.21	4,087.35
10/09/2021	ETHEREUM Unlisted Security Disposal	0.00	278.00	0.00	3,809.35
10/09/2021	ETHEREUM Unlisted Security Disposal	0.00	292.00	0.00	3,517.35
10/09/2021	ETHEREUM Unlisted Security Disposal	0.00	292.23	0.00	3,225.12
10/09/2021	ETHEREUM Unlisted Security Disposal	0.00	294.28	0.00	2,930.84
10/09/2021	ETHEREUM Unlisted Security Disposal	0.00	303.21	0.00	2,627.63
10/09/2021	ETHEREUM Unlisted Security Disposal	0.00	311.65	0.00	2,315.98
10/09/2021	ETHEREUM Unlisted Security Disposal	0.00	323.80	0.00	1,992.18
10/09/2021	ETHEREUM Unlisted Security Disposal	0.00	330.28	0.00	1,661.90
10/09/2021	ETHEREUM Unlisted Security Disposal	0.00	349.63	0.00	1,312.27
10/09/2021	ETHEREUM Unlisted Security Disposal	0.00	383.48	0.00	928.79
10/09/2021	ETHEREUM Unlisted Security Disposal	0.00	435.58	0.00	493.21
10/09/2021	ETHEREUM Unlisted Security Disposal	0.00	493.21	0.00	0.00
25/09/2021	B ETH	0.00	0.00	4.54	4.54
25/09/2021	B ETH	0.00	0.00	20.79	25.33
25/09/2021	B ETH	0.00	0.00	23.13	48.46
25/09/2021	B ETH	0.00	0.00	73.62	122.08
25/09/2021	B ETH	0.00	0.00	107.34	229.42
25/09/2021	B ETH	0.00	0.00	109.49	338.91

Date	Description	Quantity	Debits	Credits	Balance
25/09/2021	B ETH	0.00	0.00	118.20	457.11
25/09/2021	B ETH	0.00	0.00	119.76	576.87
25/09/2021	B ETH	0.00	0.00	141.07	717.94
25/09/2021	B ETH	0.00	0.00	158.93	876.87
25/09/2021	B ETH	0.00	0.00	2,554.23	3,431.10
25/09/2021	B ETH	0.00	0.00	4,046.69	7,477.79
25/09/2021	B ETH	0.00	0.00	4,089.00	11,566.79
25/09/2021	B ETH	0.00	0.00	4,286.68	15,853.47
25/09/2021	B ETH	0.00	0.00	9,923.77	25,777.24
25/09/2021	B ETH	0.00	4.54	0.00	25,772.70
25/09/2021	B ETH	0.00	20.79	0.00	25,751.91
25/09/2021	B ETH	0.00	23.13	0.00	25,728.78
25/09/2021	B ETH	0.00	73.62	0.00	25,655.16
25/09/2021	B ETH	0.00	107.34	0.00	25,547.82
25/09/2021	B ETH	0.00	109.49	0.00	25,438.33
25/09/2021	B ETH	0.00	118.20	0.00	25,320.13
25/09/2021	B ETH	0.00	119.76	0.00	25,200.37
25/09/2021	B ETH	0.00	141.07	0.00	25,059.30
25/09/2021	B ETH	0.00	158.93	0.00	24,900.37
25/09/2021	B ETH	0.00	2,554.23	0.00	22,346.14

Date	Description	Quantity	Debits	Credits	Balance
25/09/2021	B ETH	0.00	4,046.69	0.00	18,299.45
25/09/2021	B ETH	0.00	4,089.00	0.00	14,210.45
25/09/2021	B ETH	0.00	4,286.68	0.00	9,923.77
25/09/2021	B ETH	0.00	9,923.77	0.00	0.00
25/09/2021	B HEX	0.00	0.00	5,307.72	5,307.72
25/09/2021	B HEX	0.00	0.00	5,325.85	10,633.57
25/09/2021	B HEX	0.00	0.00	5,585.63	16,219.20
25/09/2021	B HEX	0.00	5,307.72	0.00	10,911.48
25/09/2021	B HEX	0.00	5,325.85	0.00	5,585.63
25/09/2021	B HEX	0.00	5,585.63	0.00	0.00
25/09/2021	ETHEREUM Unlisted Security Disposal	0.00	0.00	4.64	4.64
25/09/2021	ETHEREUM Unlisted Security Disposal	0.00	0.00	22.75	27.39
25/09/2021	ETHEREUM Unlisted Security Disposal	0.00	0.00	26.66	54.05
25/09/2021	ETHEREUM Unlisted Security Disposal	0.00	0.00	120.99	175.04
25/09/2021	ETHEREUM Unlisted Security Disposal	0.00	0.00	122.59	297.63
25/09/2021	ETHEREUM Unlisted Security Disposal	0.00	0.00	162.68	460.31
25/09/2021	ETHEREUM Unlisted Security Disposal	0.00	0.00	5,932.96	6,393.27
25/09/2021	ETHEREUM Unlisted Security Disposal	0.00	0.00	9,961.80	16,355.07
25/09/2021	ETHEREUM Unlisted Security Disposal	0.00	4.64	0.00	16,350.43
25/09/2021	ETHEREUM Unlisted Security Disposal	0.00	22.75	0.00	16,327.68

Date	Description	Quantity	Debits	Credits	Balance
25/09/2021	ETHEREUM Unlisted Security Disposal	0.00	26.66	0.00	16,301.02
25/09/2021	ETHEREUM Unlisted Security Disposal	0.00	120.99	0.00	16,180.03
25/09/2021	ETHEREUM Unlisted Security Disposal	0.00	122.59	0.00	16,057.44
25/09/2021	ETHEREUM Unlisted Security Disposal	0.00	162.68	0.00	15,894.76
25/09/2021	ETHEREUM Unlisted Security Disposal	0.00	5,932.96	0.00	9,961.80
25/09/2021	ETHEREUM Unlisted Security Disposal	0.00	9,961.80	0.00	0.00
25/09/2021	HEX Unlisted Security Disposal	0.00	0.00	245.97	245.97
25/09/2021	HEX Unlisted Security Disposal	0.00	0.00	501.18	747.15
25/09/2021	HEX Unlisted Security Disposal	0.00	0.00	2,444.20	3,191.35
25/09/2021	HEX Unlisted Security Disposal	0.00	0.00	2,816.69	6,008.04
25/09/2021	HEX Unlisted Security Disposal	0.00	0.00	2,982.81	8,990.85
25/09/2021	HEX Unlisted Security Disposal	0.00	0.00	4,783.04	13,773.89
25/09/2021	HEX Unlisted Security Disposal	0.00	0.00	4,843.19	18,617.08
25/09/2021	HEX Unlisted Security Disposal	0.00	0.00	5,096.41	23,713.49
25/09/2021	HEX Unlisted Security Disposal	0.00	0.00	5,111.24	28,824.73
25/09/2021	HEX Unlisted Security Disposal	0.00	0.00	5,185.59	34,010.32
25/09/2021	HEX Unlisted Security Disposal	0.00	0.00	5,304.65	39,314.97
25/09/2021	HEX Unlisted Security Disposal	0.00	0.00	5,329.78	44,644.75
25/09/2021	HEX Unlisted Security Disposal	0.00	0.00	7,018.94	51,663.69
25/09/2021	HEX Unlisted Security Disposal	0.00	245.97	0.00	51,417.72



Date	Description	Quantity	Debits	Credits	Balance
25/09/2021	HEX Unlisted Security Disposal	0.00	501.18	0.00	50,916.54
25/09/2021	HEX Unlisted Security Disposal	0.00	2,444.20	0.00	48,472.34
25/09/2021	HEX Unlisted Security Disposal	0.00	2,816.69	0.00	45,655.65
25/09/2021	HEX Unlisted Security Disposal	0.00	2,982.81	0.00	42,672.84
25/09/2021	HEX Unlisted Security Disposal	0.00	4,783.04	0.00	37,889.80
25/09/2021	HEX Unlisted Security Disposal	0.00	4,843.19	0.00	33,046.61
25/09/2021	HEX Unlisted Security Disposal	0.00	5,096.41	0.00	27,950.20
25/09/2021	HEX Unlisted Security Disposal	0.00	5,111.24	0.00	22,838.96
25/09/2021	HEX Unlisted Security Disposal	0.00	5,185.59	0.00	17,653.37
25/09/2021	HEX Unlisted Security Disposal	0.00	5,304.65	0.00	12,348.72
25/09/2021	HEX Unlisted Security Disposal	0.00	5,329.78	0.00	7,018.94
25/09/2021	HEX Unlisted Security Disposal	0.00	7,018.94	0.00	0.00
28/09/2021	B HEX	0.00	0.00	2,294.43	2,294.43
28/09/2021	B HEX	0.00	0.00	4,648.45	6,942.88
28/09/2021	B HEX	0.00	2,294.43	0.00	4,648.45
28/09/2021	B HEX	0.00	4,648.45	0.00	0.00
28/09/2021	ETHEREUM Unlisted Security Disposal	0.00	0.00	2,603.01	2,603.01
28/09/2021	ETHEREUM Unlisted Security Disposal	0.00	0.00	4,339.87	6,942.88
28/09/2021	ETHEREUM Unlisted Security Disposal	0.00	2,603.01	0.00	4,339.87
28/09/2021	ETHEREUM Unlisted Security Disposal	0.00	4,339.87	0.00	0.00

Date	Description	Quantity	Debits	Credits	Balance
06/10/2021	ETHEREUM Unlisted Security Disposal	0.00	0.00	4,776.71	4,776.71
06/10/2021	ETHEREUM Unlisted Security Disposal	0.00	4,776.71	0.00	0.00
06/10/2021	FUN.COIN Unlisted Security Disposal	0.00	0.00	304.09	304.09
06/10/2021	FUN.COIN Unlisted Security Disposal	0.00	0.00	307.59	611.68
06/10/2021	FUN.COIN Unlisted Security Disposal	0.00	0.00	3,216.49	3,828.17
06/10/2021	FUN.COIN Unlisted Security Disposal	0.00	304.09	0.00	3,524.08
06/10/2021	FUN.COIN Unlisted Security Disposal	0.00	307.59	0.00	3,216.49
06/10/2021	FUN.COIN Unlisted Security Disposal	0.00	3,216.49	0.00	0.00
06/10/2021	KUMA Unlisted Security Acquisition	0.00	0.00	10.48	10.48
06/10/2021	KUMA Unlisted Security Acquisition	0.00	0.00	524.13	534.61
06/10/2021	KUMA Unlisted Security Acquisition	0.00	0.00	992.48	1,527.09
06/10/2021	KUMA Unlisted Security Acquisition	0.00	0.00	1,048.26	2,575.35
06/10/2021	KUMA Unlisted Security Acquisition	0.00	0.00	1,048.26	3,623.61
06/10/2021	KUMA Unlisted Security Acquisition	0.00	0.00	1,153.09	4,776.70
06/10/2021	KUMA Unlisted Security Acquisition	0.00	10.48	0.00	4,766.22
06/10/2021	KUMA Unlisted Security Acquisition	0.00	524.13	0.00	4,242.09
06/10/2021	KUMA Unlisted Security Acquisition	0.00	992.48	0.00	3,249.61
06/10/2021	KUMA Unlisted Security Acquisition	0.00	1,048.26	0.00	2,201.35
06/10/2021	KUMA Unlisted Security Acquisition	0.00	1,048.26	0.00	1,153.09
06/10/2021	KUMA Unlisted Security Acquisition	0.00	1,153.09	0.00	0.00

Date	Description	Quantity	Debits	Credits	Balance
12/10/2021	B ETH	0.00	0.00	11.55	11.55
12/10/2021	B ETH	0.00	0.00	14.17	25.72
12/10/2021	B ETH	0.00	0.00	20.97	46.69
12/10/2021	B ETH	0.00	0.00	40.63	87.32
12/10/2021	B ETH	0.00	0.00	50.98	138.30
12/10/2021	B ETH	0.00	0.00	91.46	229.76
12/10/2021	B ETH	0.00	0.00	498.52	728.28
12/10/2021	B ETH	0.00	0.00	6,128.04	6,856.32
12/10/2021	B ETH	0.00	11.55	0.00	6,844.77
12/10/2021	B ETH	0.00	14.17	0.00	6,830.60
12/10/2021	B ETH	0.00	20.97	0.00	6,809.63
12/10/2021	B ETH	0.00	40.63	0.00	6,769.00
12/10/2021	B ETH	0.00	50.98	0.00	6,718.02
12/10/2021	B ETH	0.00	91.46	0.00	6,626.56
12/10/2021	B ETH	0.00	498.52	0.00	6,128.04
12/10/2021	B ETH	0.00	6,128.04	0.00	0.00
12/10/2021	ETHEREUM Unlisted Security Disposal	0.00	0.00	27.98	27.98
12/10/2021	ETHEREUM Unlisted Security Disposal	0.00	27.98	0.00	0.00
12/10/2021	KUMA Unlisted Security Disposal	0.00	0.00	6,723.87	6,723.87
12/10/2021	KUMA Unlisted Security Disposal	0.00	6,723.87	0.00	0.00

Date	Description	Quantity	Debits	Credits	Balance
13/10/2021	B HINA	0.00	0.00	4,786.28	4,786.28
13/10/2021	B HINA	0.00	4,786.28	0.00	0.00
13/10/2021	ETHEREUM Unlisted Security Disposal	0.00	0.00	24.59	24.59
13/10/2021	ETHEREUM Unlisted Security Disposal	0.00	0.00	4,786.28	4,810.87
13/10/2021	ETHEREUM Unlisted Security Disposal	0.00	24.59	0.00	4,786.28
13/10/2021	ETHEREUM Unlisted Security Disposal	0.00	4,786.28	0.00	0.00
13/10/2021	HEX Unlisted Security Disposal	0.00	0.00	1,487.31	1,487.31
13/10/2021	HEX Unlisted Security Disposal	0.00	0.00	3,567.93	5,055.24
13/10/2021	HEX Unlisted Security Disposal	0.00	1,487.31	0.00	3,567.93
13/10/2021	HEX Unlisted Security Disposal	0.00	3,567.93	0.00	0.00
15/10/2021	B HINA	0.00	0.00	4,828.24	4,828.24
15/10/2021	B HINA	0.00	4,828.24	0.00	0.00
15/10/2021	KUMA Unlisted Security Disposal	0.00	0.00	44.65	44.65
15/10/2021	KUMA Unlisted Security Disposal	0.00	0.00	4,464.95	4,509.60
15/10/2021	KUMA Unlisted Security Disposal	0.00	44.65	0.00	4,464.95
15/10/2021	KUMA Unlisted Security Disposal	0.00	4,464.95	0.00	0.00
16/10/2021	B DINU	0.00	0.00	4,486.95	4,486.95
16/10/2021	B DINU	0.00	4,486.95	0.00	0.00
16/10/2021	KUMA Unlisted Security Disposal	0.00	0.00	1,415.64	1,415.64
16/10/2021	KUMA Unlisted Security Disposal	0.00	0.00	2,862.33	4,277.97

Date	Description	Quantity	Debits	Credits	Balance
16/10/2021	KUMA Unlisted Security Disposal	0.00	1,415.64	0.00	2,862.33
16/10/2021	KUMA Unlisted Security Disposal	0.00	2,862.33	0.00	0.00
17/10/2021	ETHEREUM Unlisted Security Disposal	0.00	0.00	22.11	22.11
17/10/2021	ETHEREUM Unlisted Security Disposal	0.00	22.11	0.00	0.00
18/10/2021	B ETH	0.00	0.00	7.20	7.20
18/10/2021	B ETH	0.00	0.00	13.86	21.06
18/10/2021	B ETH	0.00	0.00	22.41	43.47
18/10/2021	B ETH	0.00	0.00	23.12	66.59
18/10/2021	B ETH	0.00	0.00	92.61	159.20
18/10/2021	B ETH	0.00	0.00	126.63	285.83
18/10/2021	B ETH	0.00	0.00	134.45	420.28
18/10/2021	B ETH	0.00	0.00	155.64	575.92
18/10/2021	B ETH	0.00	0.00	370.55	946.47
18/10/2021	B ETH	0.00	0.00	564.14	1,510.61
18/10/2021	B ETH	0.00	0.00	568.25	2,078.86
18/10/2021	B ETH	0.00	0.00	589.61	2,668.47
18/10/2021	B ETH	0.00	0.00	598.61	3,267.08
18/10/2021	B ETH	0.00	0.00	685.53	3,952.61
18/10/2021	B ETH	0.00	0.00	710.58	4,663.19
18/10/2021	B ETH	0.00	0.00	1,074.50	5,737.69

Date	Description	Quantity	Debits	Credits	Balance
18/10/2021	B ETH	0.00	0.00	1,102.58	6,840.27
18/10/2021	B ETH	0.00	0.00	3,859.70	10,699.97
18/10/2021	B ETH	0.00	0.00	4,795.98	15,495.95
18/10/2021	B ETH	0.00	0.00	5,119.75	20,615.70
18/10/2021	B ETH	0.00	0.00	10,081.28	30,696.98
18/10/2021	B ETH	0.00	7.20	0.00	30,689.78
18/10/2021	B ETH	0.00	13.86	0.00	30,675.92
18/10/2021	B ETH	0.00	22.41	0.00	30,653.51
18/10/2021	B ETH	0.00	23.12	0.00	30,630.39
18/10/2021	B ETH	0.00	92.61	0.00	30,537.78
18/10/2021	B ETH	0.00	126.63	0.00	30,411.15
18/10/2021	B ETH	0.00	134.45	0.00	30,276.70
18/10/2021	B ETH	0.00	155.64	0.00	30,121.06
18/10/2021	B ETH	0.00	370.55	0.00	29,750.51
18/10/2021	B ETH	0.00	564.14	0.00	29,186.37
18/10/2021	B ETH	0.00	568.25	0.00	28,618.12
18/10/2021	B ETH	0.00	589.61	0.00	28,028.51
18/10/2021	B ETH	0.00	598.61	0.00	27,429.90
18/10/2021	B ETH	0.00	685.53	0.00	26,744.37
18/10/2021	B ETH	0.00	710.58	0.00	26,033.79

Date	Description	Quantity	Debits	Credits	Balance
18/10/2021	B ETH	0.00	1,074.50	0.00	24,959.29
18/10/2021	B ETH	0.00	1,102.58	0.00	23,856.71
18/10/2021	B ETH	0.00	3,859.70	0.00	19,997.01
18/10/2021	B ETH	0.00	4,795.98	0.00	15,201.03
18/10/2021	B ETH	0.00	5,119.75	0.00	10,081.28
18/10/2021	B ETH	0.00	10,081.28	0.00	0.00
18/10/2021	B HEX	0.00	0.00	5,266.37	5,266.37
18/10/2021	B HEX	0.00	5,266.37	0.00	0.00
18/10/2021	B HINA	0.00	0.00	3,050.16	3,050.16
18/10/2021	B HINA	0.00	3,050.16	0.00	0.00
18/10/2021	ETHEREUM Unlisted Security Disposal	0.00	0.00	14.54	14.54
18/10/2021	ETHEREUM Unlisted Security Disposal	0.00	0.00	22.68	37.22
18/10/2021	ETHEREUM Unlisted Security Disposal	0.00	0.00	41.68	78.90
18/10/2021	ETHEREUM Unlisted Security Disposal	0.00	0.00	52.31	131.21
18/10/2021	ETHEREUM Unlisted Security Disposal	0.00	0.00	506.92	638.13
18/10/2021	ETHEREUM Unlisted Security Disposal	0.00	0.00	3,859.70	4,497.83
18/10/2021	ETHEREUM Unlisted Security Disposal	0.00	0.00	5,266.37	9,764.20
18/10/2021	ETHEREUM Unlisted Security Disposal	0.00	0.00	6,287.29	16,051.49
18/10/2021	ETHEREUM Unlisted Security Disposal	0.00	14.54	0.00	16,036.95
18/10/2021	ETHEREUM Unlisted Security Disposal	0.00	22.68	0.00	16,014.27

Date	Description	Quantity	Debits	Credits	Balance
18/10/2021	ETHEREUM Unlisted Security Disposal	0.00	41.68	0.00	15,972.59
18/10/2021	ETHEREUM Unlisted Security Disposal	0.00	52.31	0.00	15,920.28
18/10/2021	ETHEREUM Unlisted Security Disposal	0.00	506.92	0.00	15,413.36
18/10/2021	ETHEREUM Unlisted Security Disposal	0.00	3,859.70	0.00	11,553.66
18/10/2021	ETHEREUM Unlisted Security Disposal	0.00	5,266.37	0.00	6,287.29
18/10/2021	ETHEREUM Unlisted Security Disposal	0.00	6,287.29	0.00	0.00
18/10/2021	HEX Unlisted Security Disposal	0.00	0.00	511.64	511.64
18/10/2021	HEX Unlisted Security Disposal	0.00	0.00	2,790.40	3,302.04
18/10/2021	HEX Unlisted Security Disposal	0.00	0.00	2,837.55	6,139.59
18/10/2021	HEX Unlisted Security Disposal	0.00	0.00	2,961.02	9,100.61
18/10/2021	HEX Unlisted Security Disposal	0.00	0.00	2,988.28	12,088.89
18/10/2021	HEX Unlisted Security Disposal	0.00	0.00	2,998.49	15,087.38
18/10/2021	HEX Unlisted Security Disposal	0.00	0.00	3,144.75	18,232.13
18/10/2021	HEX Unlisted Security Disposal	0.00	511.64	0.00	17,720.49
18/10/2021	HEX Unlisted Security Disposal	0.00	2,790.40	0.00	14,930.09
18/10/2021	HEX Unlisted Security Disposal	0.00	2,837.55	0.00	12,092.54
18/10/2021	HEX Unlisted Security Disposal	0.00	2,961.02	0.00	9,131.52
18/10/2021	HEX Unlisted Security Disposal	0.00	2,988.28	0.00	6,143.24
18/10/2021	HEX Unlisted Security Disposal	0.00	2,998.49	0.00	3,144.75
18/10/2021	HEX Unlisted Security Disposal	0.00	3,144.75	0.00	0.00



Date	Description	Quantity	Debits	Credits	Balance
19/10/2021	ETHEREUM Unlisted Security Disposal	0.00	0.00	9,910.73	9,910.73
19/10/2021	ETHEREUM Unlisted Security Disposal	0.00	9,910.73	0.00	0.00
20/10/2021	B DINU	0.00	0.00	1,697.01	1,697.01
20/10/2021	B DINU	0.00	1,697.01	0.00	0.00
20/10/2021	Direct Credit 048950 Boss Access Acco Cointreee5y10153	0.00	0.00	10,000.00	10,000.00
20/10/2021	Direct Credit 048950 Boss Access Acco Cointreee5y10153	0.00	10,000.00	0.00	0.00
20/10/2021	ETHEREUM Unlisted Security Disposal	0.00	0.00	587.02	587.02
20/10/2021	ETHEREUM Unlisted Security Disposal	0.00	0.00	1,109.99	1,697.01
20/10/2021	ETHEREUM Unlisted Security Disposal	0.00	587.02	0.00	1,109.99
20/10/2021	ETHEREUM Unlisted Security Disposal	0.00	1,109.99	0.00	0.00
20/10/2021	FUN.COIN Unlisted Security Disposal	0.00	0.00	202.97	202.97
20/10/2021	FUN.COIN Unlisted Security Disposal	0.00	202.97	0.00	0.00
23/10/2021	ETHEREUM Unlisted Security Disposal	0.00	0.00	671.64	671.64
23/10/2021	ETHEREUM Unlisted Security Disposal	0.00	671.64	0.00	0.00
26/10/2021	ETHEREUM Unlisted Security Disposal	0.00	0.00	103.39	103.39
26/10/2021	ETHEREUM Unlisted Security Disposal	0.00	0.00	629.85	733.24
26/10/2021	ETHEREUM Unlisted Security Disposal	0.00	0.00	1,231.00	1,964.24
26/10/2021	ETHEREUM Unlisted Security Disposal	0.00	103.39	0.00	1,860.85
26/10/2021	ETHEREUM Unlisted Security Disposal	0.00	629.85	0.00	1,231.00

Date	Description	Quantity	Debits	Credits	Balance
26/10/2021	ETHEREUM Unlisted Security Disposal	0.00	1,231.00	0.00	0.00
26/10/2021	SHIB Unlisted Security Acquisition	0.00	0.00	629.85	629.85
26/10/2021	SHIB Unlisted Security Acquisition	0.00	0.00	1,231.00	1,860.85
26/10/2021	SHIB Unlisted Security Acquisition	0.00	0.00	2,326.08	4,186.93
26/10/2021	SHIB Unlisted Security Acquisition	0.00	629.85	0.00	3,557.08
26/10/2021	SHIB Unlisted Security Acquisition	0.00	1,231.00	0.00	2,326.08
26/10/2021	SHIB Unlisted Security Acquisition	0.00	2,326.08	0.00	0.00
28/10/2021	B SMI	0.00	0.00	749.95	749.95
28/10/2021	B SMI	0.00	749.95	0.00	0.00
28/10/2021	ETHEREUM Unlisted Security Disposal	0.00	0.00	749.95	749.95
28/10/2021	ETHEREUM Unlisted Security Disposal	0.00	749.95	0.00	0.00
31/10/2021	ETHEREUM Unlisted Security Disposal	0.00	0.00	421.25	421.25
31/10/2021	ETHEREUM Unlisted Security Disposal	0.00	421.25	0.00	0.00
15/11/2021	ETHEREUM Unlisted Security Disposal	0.00	0.00	29.55	29.55
15/11/2021	ETHEREUM Unlisted Security Disposal	0.00	29.55	0.00	0.00
16/11/2021	B ETH	0.00	0.00	17.18	17.18
16/11/2021	B ETH	0.00	0.00	117.81	134.99
16/11/2021	B ETH	0.00	0.00	119.52	254.51
16/11/2021	B ETH	0.00	0.00	127.70	382.21
16/11/2021	B ETH	0.00	0.00	147.54	529.75

Date	Description	Quantity	Debits	Credits	Balance
16/11/2021	B ETH	0.00	0.00	379.93	909.68
16/11/2021	B ETH	0.00	0.00	961.80	1,871.48
16/11/2021	B ETH	0.00	0.00	3,669.87	5,541.35
16/11/2021	B ETH	0.00	0.00	5,530.39	11,071.74
16/11/2021	B ETH	0.00	17.18	0.00	11,054.56
16/11/2021	B ETH	0.00	117.81	0.00	10,936.75
16/11/2021	B ETH	0.00	119.52	0.00	10,817.23
16/11/2021	B ETH	0.00	127.70	0.00	10,689.53
16/11/2021	B ETH	0.00	147.54	0.00	10,541.99
16/11/2021	B ETH	0.00	379.93	0.00	10,162.06
16/11/2021	B ETH	0.00	961.80	0.00	9,200.26
16/11/2021	B ETH	0.00	3,669.87	0.00	5,530.39
16/11/2021	B ETH	0.00	5,530.39	0.00	0.00
16/11/2021	S DINU	0.00	0.00	10,617.55	10,617.55
16/11/2021	S DINU	0.00	10,617.55	0.00	0.00
17/11/2021	ETHEREUM Unlisted Security Disposal	0.00	0.00	16.19	16.19
17/11/2021	ETHEREUM Unlisted Security Disposal	0.00	16.19	0.00	0.00
18/11/2021	ETHEREUM Unlisted Security Disposal	0.00	0.00	147.98	147.98
18/11/2021	ETHEREUM Unlisted Security Disposal	0.00	147.98	0.00	0.00
23/11/2021	B SAND	0.00	0.00	671.64	671.64

Date	Description	Quantity	Debits	Credits	Balance
23/11/2021	B SAND	0.00	671.64	0.00	0.00
03/12/2021	ETHEREUM Unlisted Security Disposal	0.00	0.00	129.34	129.34
03/12/2021	ETHEREUM Unlisted Security Disposal	0.00	0.00	403.11	532.45
03/12/2021	ETHEREUM Unlisted Security Disposal	0.00	0.00	765.07	1,297.52
03/12/2021	ETHEREUM Unlisted Security Disposal	0.00	0.00	879.50	2,177.02
03/12/2021	ETHEREUM Unlisted Security Disposal	0.00	0.00	1,017.41	3,194.43
03/12/2021	ETHEREUM Unlisted Security Disposal	0.00	0.00	6,153.06	9,347.49
03/12/2021	ETHEREUM Unlisted Security Disposal	0.00	129.34	0.00	9,218.15
03/12/2021	ETHEREUM Unlisted Security Disposal	0.00	403.11	0.00	8,815.04
03/12/2021	ETHEREUM Unlisted Security Disposal	0.00	765.07	0.00	8,049.97
03/12/2021	ETHEREUM Unlisted Security Disposal	0.00	879.50	0.00	7,170.47
03/12/2021	ETHEREUM Unlisted Security Disposal	0.00	1,017.41	0.00	6,153.06
03/12/2021	ETHEREUM Unlisted Security Disposal	0.00	6,153.06	0.00	0.00
03/12/2021	INUYASHA Unlisted Security Acquisition	0.00	0.00	879.50	879.50
03/12/2021	INUYASHA Unlisted Security Acquisition	0.00	0.00	4,933.02	5,812.52
03/12/2021	INUYASHA Unlisted Security Acquisition	0.00	879.50	0.00	4,933.02
03/12/2021	INUYASHA Unlisted Security Acquisition	0.00	4,933.02	0.00	0.00
03/12/2021	SHIB Unlisted Security Acquisition	0.00	0.00	765.07	765.07
03/12/2021	SHIB Unlisted Security Acquisition	0.00	765.07	0.00	0.00
11/12/2021	ETHEREUM Unlisted Security Disposal	0.00	0.00	15.88	15.88

Date	Description	Quantity	Debits	Credits	Balance
11/12/2021	ETHEREUM Unlisted Security Disposal	0.00	15.88	0.00	0.00
17/12/2021	B HEX	0.00	0.00	4,085.04	4,085.04
17/12/2021	B HEX	0.00	0.00	6,794.50	10,879.54
17/12/2021	B HEX	0.00	0.00	30,219.03	41,098.57
17/12/2021	B HEX	0.00	4,085.04	0.00	37,013.53
17/12/2021	B HEX	0.00	6,794.50	0.00	30,219.03
17/12/2021	B HEX	0.00	30,219.03	0.00	0.00
17/12/2021	ETHEREUM Unlisted Security Disposal	0.00	0.00	116.44	116.44
17/12/2021	ETHEREUM Unlisted Security Disposal	0.00	0.00	134.53	250.97
17/12/2021	ETHEREUM Unlisted Security Disposal	0.00	116.44	0.00	134.53
17/12/2021	ETHEREUM Unlisted Security Disposal	0.00	134.53	0.00	0.00
27/12/2021	B ETH	0.00	0.00	92.08	92.08
27/12/2021	B ETH	0.00	0.00	113.50	205.58
27/12/2021	B ETH	0.00	0.00	8,641.97	8,847.55
27/12/2021	B ETH	0.00	0.00	11,274.67	20,122.22
27/12/2021	B ETH	0.00	92.08	0.00	20,030.14
27/12/2021	B ETH	0.00	113.50	0.00	19,916.64
27/12/2021	B ETH	0.00	8,641.97	0.00	11,274.67
27/12/2021	B ETH	0.00	11,274.67	0.00	0.00
27/12/2021	HEX Unlisted Security Disposal	0.00	0.00	1,511.71	1,511.71

Date	Description	Quantity	Debits	Credits	Balance
27/12/2021	HEX Unlisted Security Disposal	0.00	0.00	4,945.63	6,457.34
27/12/2021	HEX Unlisted Security Disposal	0.00	0.00	5,328.01	11,785.35
27/12/2021	HEX Unlisted Security Disposal	0.00	0.00	8,225.88	20,011.23
27/12/2021	HEX Unlisted Security Disposal	0.00	1,511.71	0.00	18,499.52
27/12/2021	HEX Unlisted Security Disposal	0.00	4,945.63	0.00	13,553.89
27/12/2021	HEX Unlisted Security Disposal	0.00	5,328.01	0.00	8,225.88
27/12/2021	HEX Unlisted Security Disposal	0.00	8,225.88	0.00	0.00
30/12/2021	B HEX	0.00	0.00	2,876.83	2,876.83
30/12/2021	B HEX	0.00	0.00	3,890.70	6,767.53
30/12/2021	B HEX	0.00	0.00	9,060.49	15,828.02
30/12/2021	B HEX	0.00	2,876.83	0.00	12,951.19
30/12/2021	B HEX	0.00	3,890.70	0.00	9,060.49
30/12/2021	B HEX	0.00	9,060.49	0.00	0.00
30/12/2021	ETHEREUM Unlisted Security Disposal	0.00	0.00	3,126.05	3,126.05
30/12/2021	ETHEREUM Unlisted Security Disposal	0.00	0.00	4,818.55	7,944.60
30/12/2021	ETHEREUM Unlisted Security Disposal	0.00	0.00	7,883.41	15,828.01
30/12/2021	ETHEREUM Unlisted Security Disposal	0.00	3,126.05	0.00	12,701.96
30/12/2021	ETHEREUM Unlisted Security Disposal	0.00	4,818.55	0.00	7,883.41
30/12/2021	ETHEREUM Unlisted Security Disposal	0.00	7,883.41	0.00	0.00
03/01/2022	B ETH	0.00	0.00	29.97	29.97

Date	Description	Quantity	Debits	Credits	Balance
03/01/2022	B ETH	0.00	0.00	33.53	63.50
03/01/2022	B ETH	0.00	0.00	34.65	98.15
03/01/2022	B ETH	0.00	0.00	37.76	135.91
03/01/2022	B ETH	0.00	0.00	40.47	176.38
03/01/2022	B ETH	0.00	0.00	47.34	223.72
03/01/2022	B ETH	0.00	0.00	58.86	282.58
03/01/2022	B ETH	0.00	0.00	68.82	351.40
03/01/2022	B ETH	0.00	0.00	94.10	445.50
03/01/2022	B ETH	0.00	0.00	112.50	558.00
03/01/2022	B ETH	0.00	0.00	128.44	686.44
03/01/2022	B ETH	0.00	0.00	128.77	815.21
03/01/2022	B ETH	0.00	0.00	393.34	1,208.55
03/01/2022	B ETH	0.00	0.00	603.91	1,812.46
03/01/2022	B ETH	0.00	0.00	1,721.75	3,534.21
03/01/2022	B ETH	0.00	0.00	10,697.56	14,231.77
03/01/2022	B ETH	0.00	0.00	15,751.50	29,983.27
03/01/2022	B ETH	0.00	29.97	0.00	29,953.30
03/01/2022	B ETH	0.00	33.53	0.00	29,919.77
03/01/2022	B ETH	0.00	34.65	0.00	29,885.12
03/01/2022	B ETH	0.00	37.76	0.00	29,847.36

Date	Description	Quantity	Debits	Credits	Balance
03/01/2022	B ETH	0.00	40.47	0.00	29,806.89
03/01/2022	B ETH	0.00	47.34	0.00	29,759.55
03/01/2022	B ETH	0.00	58.86	0.00	29,700.69
03/01/2022	B ETH	0.00	68.82	0.00	29,631.87
03/01/2022	B ETH	0.00	94.10	0.00	29,537.77
03/01/2022	B ETH	0.00	112.50	0.00	29,425.27
03/01/2022	B ETH	0.00	128.44	0.00	29,296.83
03/01/2022	B ETH	0.00	128.77	0.00	29,168.06
03/01/2022	B ETH	0.00	393.34	0.00	28,774.72
03/01/2022	B ETH	0.00	603.91	0.00	28,170.81
03/01/2022	B ETH	0.00	1,721.75	0.00	26,449.06
03/01/2022	B ETH	0.00	10,697.56	0.00	15,751.50
03/01/2022	B ETH	0.00	15,751.50	0.00	0.00
03/01/2022	B HEX	0.00	0.00	4,224.06	4,224.06
03/01/2022	B HEX	0.00	0.00	5,412.22	9,636.28
03/01/2022	B HEX	0.00	0.00	6,189.23	15,825.51
03/01/2022	B HEX	0.00	4,224.06	0.00	11,601.45
03/01/2022	B HEX	0.00	5,412.22	0.00	6,189.23
03/01/2022	B HEX	0.00	6,189.23	0.00	0.00
03/01/2022	ETHEREUM Unlisted Security Disposal	0.00	0.00	102.77	102.77



Date	Description	Quantity	Debits	Credits	Balance
03/01/2022	ETHEREUM Unlisted Security Disposal	0.00	102.77	0.00	0.00
03/01/2022	HEX Unlisted Security Disposal	0.00	0.00	2,567.78	2,567.78
03/01/2022	HEX Unlisted Security Disposal	0.00	0.00	27,330.87	29,898.65
03/01/2022	HEX Unlisted Security Disposal	0.00	2,567.78	0.00	27,330.87
03/01/2022	HEX Unlisted Security Disposal	0.00	27,330.87	0.00	0.00
08/01/2022	B HEX	0.00	0.00	137.55	137.55
08/01/2022	B HEX	0.00	0.00	798.66	936.21
08/01/2022	B HEX	0.00	0.00	6,361.70	7,297.91
08/01/2022	B HEX	0.00	0.00	10,881.48	18,179.39
08/01/2022	B HEX	0.00	137.55	0.00	18,041.84
08/01/2022	B HEX	0.00	798.66	0.00	17,243.18
08/01/2022	B HEX	0.00	6,361.70	0.00	10,881.48
08/01/2022	B HEX	0.00	10,881.48	0.00	0.00
08/01/2022	ETHEREUM Unlisted Security Disposal	0.00	0.00	25.64	25.64
08/01/2022	ETHEREUM Unlisted Security Disposal	0.00	0.00	28.69	54.33
08/01/2022	ETHEREUM Unlisted Security Disposal	0.00	0.00	29.65	83.98
08/01/2022	ETHEREUM Unlisted Security Disposal	0.00	0.00	32.31	116.29
08/01/2022	ETHEREUM Unlisted Security Disposal	0.00	0.00	34.63	150.92
08/01/2022	ETHEREUM Unlisted Security Disposal	0.00	0.00	8,889.22	9,040.14
08/01/2022	ETHEREUM Unlisted Security Disposal	0.00	0.00	9,152.62	18,192.76

Date	Description	Quantity	Debits	Credits	Balance
08/01/2022	ETHEREUM Unlisted Security Disposal	0.00	25.64	0.00	18,167.12
08/01/2022	ETHEREUM Unlisted Security Disposal	0.00	28.69	0.00	18,138.43
08/01/2022	ETHEREUM Unlisted Security Disposal	0.00	29.65	0.00	18,108.78
08/01/2022	ETHEREUM Unlisted Security Disposal	0.00	32.31	0.00	18,076.47
08/01/2022	ETHEREUM Unlisted Security Disposal	0.00	34.63	0.00	18,041.84
08/01/2022	ETHEREUM Unlisted Security Disposal	0.00	8,889.22	0.00	9,152.62
08/01/2022	ETHEREUM Unlisted Security Disposal	0.00	9,152.62	0.00	0.00
08/01/2022	HEX Unlisted Security Disposal	0.00	0.00	780.46	780.46
08/01/2022	HEX Unlisted Security Disposal	0.00	0.00	1,973.90	2,754.36
08/01/2022	HEX Unlisted Security Disposal	0.00	0.00	4,242.85	6,997.21
08/01/2022	HEX Unlisted Security Disposal	0.00	0.00	5,436.29	12,433.50
08/01/2022	HEX Unlisted Security Disposal	0.00	0.00	6,216.75	18,650.25
08/01/2022	HEX Unlisted Security Disposal	0.00	0.00	6,216.75	24,867.00
08/01/2022	HEX Unlisted Security Disposal	0.00	0.00	6,216.75	31,083.75
08/01/2022	HEX Unlisted Security Disposal	0.00	780.46	0.00	30,303.29
08/01/2022	HEX Unlisted Security Disposal	0.00	1,973.90	0.00	28,329.39
08/01/2022	HEX Unlisted Security Disposal	0.00	4,242.85	0.00	24,086.54
08/01/2022	HEX Unlisted Security Disposal	0.00	5,436.29	0.00	18,650.25
08/01/2022	HEX Unlisted Security Disposal	0.00	6,216.75	0.00	12,433.50
08/01/2022	HEX Unlisted Security Disposal	0.00	6,216.75	0.00	6,216.75

Date	Description	Quantity	Debits	Credits	Balance
08/01/2022	HEX Unlisted Security Disposal	0.00	6,216.75	0.00	0.00
11/01/2022	B ETH	0.00	0.00	11,129.46	11,129.46
11/01/2022	B ETH	0.00	11,129.46	0.00	0.00
11/01/2022	ETHEREUM Unlisted Security Disposal	0.00	0.00	13,040.28	13,040.28
11/01/2022	ETHEREUM Unlisted Security Disposal	0.00	13,040.28	0.00	0.00
11/01/2022	HEX Unlisted Security Disposal	0.00	0.00	11,023.13	11,023.13
11/01/2022	HEX Unlisted Security Disposal	0.00	11,023.13	0.00	0.00
14/01/2022	B HEX	0.00	0.00	1,477.70	1,477.70
14/01/2022	B HEX	0.00	1,477.70	0.00	0.00
14/01/2022	ETHEREUM Unlisted Security Disposal	0.00	0.00	1,477.70	1,477.70
14/01/2022	ETHEREUM Unlisted Security Disposal	0.00	1,477.70	0.00	0.00
31/01/2022	B ETH	0.00	0.00	13.70	13.70
31/01/2022	B ETH	0.00	0.00	19.36	33.06
31/01/2022	B ETH	0.00	0.00	22.14	55.20
31/01/2022	B ETH	0.00	0.00	31.66	86.86
31/01/2022	B ETH	0.00	0.00	41.90	128.76
31/01/2022	B ETH	0.00	0.00	105.41	234.17
31/01/2022	B ETH	0.00	0.00	193.11	427.28
31/01/2022	B ETH	0.00	0.00	1,246.56	1,673.84
31/01/2022	B ETH	0.00	0.00	1,645.12	3,318.96

Date	Description	Quantity	Debits	Credits	Balance
31/01/2022	B ETH	0.00	0.00	11,618.85	14,937.81
31/01/2022	B ETH	0.00	13.70	0.00	14,924.11
31/01/2022	B ETH	0.00	19.36	0.00	14,904.75
31/01/2022	B ETH	0.00	22.14	0.00	14,882.61
31/01/2022	B ETH	0.00	31.66	0.00	14,850.95
31/01/2022	B ETH	0.00	41.90	0.00	14,809.05
31/01/2022	B ETH	0.00	105.41	0.00	14,703.64
31/01/2022	B ETH	0.00	193.11	0.00	14,510.53
31/01/2022	B ETH	0.00	1,246.56	0.00	13,263.97
31/01/2022	B ETH	0.00	1,645.12	0.00	11,618.85
31/01/2022	B ETH	0.00	11,618.85	0.00	0.00
31/01/2022	B HEX	0.00	0.00	315.23	315.23
31/01/2022	B HEX	0.00	0.00	852.20	1,167.43
31/01/2022	B HEX	0.00	0.00	1,687.02	2,854.45
31/01/2022	B HEX	0.00	0.00	1,808.74	4,663.19
31/01/2022	B HEX	0.00	0.00	2,500.90	7,164.09
31/01/2022	B HEX	0.00	0.00	2,644.65	9,808.74
31/01/2022	B HEX	0.00	0.00	4,706.76	14,515.50
31/01/2022	B HEX	0.00	0.00	5,242.07	19,757.57
31/01/2022	B HEX	0.00	315.23	0.00	19,442.34

Date	Description	Quantity	Debits	Credits	Balance
31/01/2022	B HEX	0.00	852.20	0.00	18,590.14
31/01/2022	B HEX	0.00	1,687.02	0.00	16,903.12
31/01/2022	B HEX	0.00	1,808.74	0.00	15,094.38
31/01/2022	B HEX	0.00	2,500.90	0.00	12,593.48
31/01/2022	B HEX	0.00	2,644.65	0.00	9,948.83
31/01/2022	B HEX	0.00	4,706.76	0.00	5,242.07
31/01/2022	B HEX	0.00	5,242.07	0.00	0.00
31/01/2022	ETHEREUM Unlisted Security Disposal	0.00	0.00	32.63	32.63
31/01/2022	ETHEREUM Unlisted Security Disposal	0.00	0.00	47.44	80.07
31/01/2022	ETHEREUM Unlisted Security Disposal	0.00	0.00	64.86	144.93
31/01/2022	ETHEREUM Unlisted Security Disposal	0.00	0.00	77.55	222.48
31/01/2022	ETHEREUM Unlisted Security Disposal	0.00	0.00	88.77	311.25
31/01/2022	ETHEREUM Unlisted Security Disposal	0.00	0.00	271.15	582.40
31/01/2022	ETHEREUM Unlisted Security Disposal	0.00	0.00	416.30	998.70
31/01/2022	ETHEREUM Unlisted Security Disposal	0.00	0.00	1,640.65	2,639.35
31/01/2022	ETHEREUM Unlisted Security Disposal	0.00	0.00	9,178.56	11,817.91
31/01/2022	ETHEREUM Unlisted Security Disposal	0.00	32.63	0.00	11,785.28
31/01/2022	ETHEREUM Unlisted Security Disposal	0.00	47.44	0.00	11,737.84
31/01/2022	ETHEREUM Unlisted Security Disposal	0.00	64.86	0.00	11,672.98
31/01/2022	ETHEREUM Unlisted Security Disposal	0.00	77.55	0.00	11,595.43

Date	Description	Quantity	Debits	Credits	Balance
31/01/2022	ETHEREUM Unlisted Security Disposal	0.00	88.77	0.00	11,506.66
31/01/2022	ETHEREUM Unlisted Security Disposal	0.00	271.15	0.00	11,235.51
31/01/2022	ETHEREUM Unlisted Security Disposal	0.00	416.30	0.00	10,819.21
31/01/2022	ETHEREUM Unlisted Security Disposal	0.00	1,640.65	0.00	9,178.56
31/01/2022	ETHEREUM Unlisted Security Disposal	0.00	9,178.56	0.00	0.00
31/01/2022	HEX Unlisted Security Disposal	0.00	0.00	970.32	970.32
31/01/2022	HEX Unlisted Security Disposal	0.00	0.00	1,661.97	2,632.29
31/01/2022	HEX Unlisted Security Disposal	0.00	0.00	2,463.78	5,096.07
31/01/2022	HEX Unlisted Security Disposal	0.00	0.00	4,636.90	9,732.97
31/01/2022	HEX Unlisted Security Disposal	0.00	0.00	5,164.26	14,897.23
31/01/2022	HEX Unlisted Security Disposal	0.00	970.32	0.00	13,926.91
31/01/2022	HEX Unlisted Security Disposal	0.00	1,661.97	0.00	12,264.94
31/01/2022	HEX Unlisted Security Disposal	0.00	2,463.78	0.00	9,801.16
31/01/2022	HEX Unlisted Security Disposal	0.00	4,636.90	0.00	5,164.26
31/01/2022	HEX Unlisted Security Disposal	0.00	5,164.26	0.00	0.00
04/02/2022	ETHEREUM Unlisted Security Disposal	0.00	0.00	1,294.22	1,294.22
04/02/2022	ETHEREUM Unlisted Security Disposal	0.00	1,294.22	0.00	0.00
04/02/2022	USDT1 Unlisted Security Acquisition	0.00	0.00	1,294.22	1,294.22
04/02/2022	USDT1 Unlisted Security Acquisition	0.00	1,294.22	0.00	0.00
15/02/2022	B ETH	0.00	0.00	26.39	26.39

Date	Description	Quantity	Debits	Credits	Balance
15/02/2022	B ETH	0.00	0.00	42.26	68.65
15/02/2022	B ETH	0.00	0.00	449.96	518.61
15/02/2022	B ETH	0.00	0.00	2,403.93	2,922.54
15/02/2022	B ETH	0.00	0.00	3,596.01	6,518.55
15/02/2022	B ETH	0.00	26.39	0.00	6,492.16
15/02/2022	B ETH	0.00	42.26	0.00	6,449.90
15/02/2022	B ETH	0.00	449.96	0.00	5,999.94
15/02/2022	B ETH	0.00	2,403.93	0.00	3,596.01
15/02/2022	B ETH	0.00	3,596.01	0.00	0.00
15/02/2022	KUMA Unlisted Security Disposal	0.00	0.00	2,377.33	2,377.33
15/02/2022	KUMA Unlisted Security Disposal	0.00	2,377.33	0.00	0.00
15/02/2022	S DINU	0.00	0.00	4,064.27	4,064.27
15/02/2022	S DINU	0.00	4,064.27	0.00	0.00
16/02/2022	B YASHA	0.00	0.00	12,149.04	12,149.04
16/02/2022	B YASHA	0.00	12,149.04	0.00	0.00
16/02/2022	ETHEREUM Unlisted Security Disposal	0.00	0.00	23.86	23.86
16/02/2022	ETHEREUM Unlisted Security Disposal	0.00	0.00	14,166.69	14,190.55
16/02/2022	ETHEREUM Unlisted Security Disposal	0.00	23.86	0.00	14,166.69
16/02/2022	ETHEREUM Unlisted Security Disposal	0.00	14,166.69	0.00	0.00
16/02/2022	INUYASHA Unlisted Security Disposal	0.00	0.00	72.91	72.91

Date	Description	Quantity	Debits	Credits	Balance
16/02/2022	INUYASHA Unlisted Security Disposal	0.00	0.00	1,095.65	1,168.56
16/02/2022	INUYASHA Unlisted Security Disposal	0.00	0.00	10,850.60	12,019.16
16/02/2022	INUYASHA Unlisted Security Disposal	0.00	72.91	0.00	11,946.25
16/02/2022	INUYASHA Unlisted Security Disposal	0.00	1,095.65	0.00	10,850.60
16/02/2022	INUYASHA Unlisted Security Disposal	0.00	10,850.60	0.00	0.00
26/02/2022	B HEX	0.00	0.00	4,337.97	4,337.97
26/02/2022	B HEX	0.00	4,337.97	0.00	0.00
26/02/2022	ETHEREUM Unlisted Security Disposal	0.00	0.00	14.41	14.41
26/02/2022	ETHEREUM Unlisted Security Disposal	0.00	14.41	0.00	0.00
05/03/2022	B ETH	0.00	0.00	2,355.29	2,355.29
05/03/2022	B ETH	0.00	2,355.29	0.00	0.00
05/03/2022	ETHEREUM Unlisted Security Disposal	0.00	0.00	188.90	188.90
05/03/2022	ETHEREUM Unlisted Security Disposal	0.00	0.00	1,935.27	2,124.17
05/03/2022	ETHEREUM Unlisted Security Disposal	0.00	188.90	0.00	1,935.27
05/03/2022	ETHEREUM Unlisted Security Disposal	0.00	1,935.27	0.00	0.00
05/03/2022	HEX Unlisted Security Disposal	0.00	0.00	192.20	192.20
05/03/2022	HEX Unlisted Security Disposal	0.00	0.00	519.61	711.81
05/03/2022	HEX Unlisted Security Disposal	0.00	192.20	0.00	519.61
05/03/2022	HEX Unlisted Security Disposal	0.00	519.61	0.00	0.00
07/03/2022	B ETH	0.00	0.00	3.60	3.60



Date	Description	Quantity	Debits	Credits	Balance
07/03/2022	B ETH	0.00	0.00	5.21	8.81
07/03/2022	B ETH	0.00	0.00	5.78	14.59
07/03/2022	B ETH	0.00	0.00	6.43	21.02
07/03/2022	B ETH	0.00	0.00	6.48	27.50
07/03/2022	B ETH	0.00	0.00	13.47	40.97
07/03/2022	B ETH	0.00	0.00	29.76	70.73
07/03/2022	B ETH	0.00	0.00	236.44	307.17
07/03/2022	B ETH	0.00	0.00	1,821.40	2,128.57
07/03/2022	B ETH	0.00	0.00	4,622.95	6,751.52
07/03/2022	B ETH	0.00	3.60	0.00	6,747.92
07/03/2022	B ETH	0.00	5.21	0.00	6,742.71
07/03/2022	B ETH	0.00	5.78	0.00	6,736.93
07/03/2022	B ETH	0.00	6.43	0.00	6,730.50
07/03/2022	B ETH	0.00	6.48	0.00	6,724.02
07/03/2022	B ETH	0.00	13.47	0.00	6,710.55
07/03/2022	B ETH	0.00	29.76	0.00	6,680.79
07/03/2022	B ETH	0.00	236.44	0.00	6,444.35
07/03/2022	B ETH	0.00	1,821.40	0.00	4,622.95
07/03/2022	B ETH	0.00	4,622.95	0.00	0.00
07/03/2022	B HEX	0.00	0.00	516.06	516.06

Date	Description	Quantity	Debits	Credits	Balance
07/03/2022	B HEX	0.00	0.00	2,647.78	3,163.84
07/03/2022	B HEX	0.00	516.06	0.00	2,647.78
07/03/2022	B HEX	0.00	2,647.78	0.00	0.00
07/03/2022	ETHEREUM Unlisted Security Disposal	0.00	0.00	20.47	20.47
07/03/2022	ETHEREUM Unlisted Security Disposal	0.00	0.00	361.81	382.28
07/03/2022	ETHEREUM Unlisted Security Disposal	0.00	0.00	1,812.56	2,194.84
07/03/2022	ETHEREUM Unlisted Security Disposal	0.00	0.00	2,242.14	4,436.98
07/03/2022	ETHEREUM Unlisted Security Disposal	0.00	0.00	2,789.30	7,226.28
07/03/2022	ETHEREUM Unlisted Security Disposal	0.00	20.47	0.00	7,205.81
07/03/2022	ETHEREUM Unlisted Security Disposal	0.00	361.81	0.00	6,844.00
07/03/2022	ETHEREUM Unlisted Security Disposal	0.00	1,812.56	0.00	5,031.44
07/03/2022	ETHEREUM Unlisted Security Disposal	0.00	2,242.14	0.00	2,789.30
07/03/2022	ETHEREUM Unlisted Security Disposal	0.00	2,789.30	0.00	0.00
07/03/2022	HEX Unlisted Security Disposal	0.00	0.00	1,095.88	1,095.88
07/03/2022	HEX Unlisted Security Disposal	0.00	0.00	1,612.51	2,708.39
07/03/2022	HEX Unlisted Security Disposal	0.00	0.00	2,595.88	5,304.27
07/03/2022	HEX Unlisted Security Disposal	0.00	0.00	3,026.98	8,331.25
07/03/2022	HEX Unlisted Security Disposal	0.00	1,095.88	0.00	7,235.37
07/03/2022	HEX Unlisted Security Disposal	0.00	1,612.51	0.00	5,622.86
07/03/2022	HEX Unlisted Security Disposal	0.00	2,595.88	0.00	3,026.98

Date	Description	Quantity	Debits	Credits	Balance
07/03/2022	HEX Unlisted Security Disposal	0.00	3,026.98	0.00	0.00
14/04/2022	B ETH	0.00	0.00	12.12	12.12
14/04/2022	B ETH	0.00	0.00	38.76	50.88
14/04/2022	B ETH	0.00	0.00	245.30	296.18
14/04/2022	B ETH	0.00	12.12	0.00	284.06
14/04/2022	B ETH	0.00	38.76	0.00	245.30
14/04/2022	B ETH	0.00	245.30	0.00	0.00
14/04/2022	ETHEREUM Unlisted Security Disposal	0.00	0.00	4.33	4.33
14/04/2022	ETHEREUM Unlisted Security Disposal	0.00	4.33	0.00	0.00
14/04/2022	S SAND	0.00	0.00	280.00	280.00
14/04/2022	S SAND	0.00	280.00	0.00	0.00
04/05/2022	B ETH	0.00	0.00	8.57	8.57
04/05/2022	B ETH	0.00	0.00	26.80	35.37
04/05/2022	B ETH	0.00	0.00	27.95	63.32
04/05/2022	B ETH	0.00	0.00	31.41	94.73
04/05/2022	B ETH	0.00	0.00	39.75	134.48
04/05/2022	B ETH	0.00	0.00	41.38	175.86
04/05/2022	B ETH	0.00	0.00	43.85	219.71
04/05/2022	B ETH	0.00	0.00	59.93	279.64
04/05/2022	B ETH	0.00	0.00	73.37	353.01

Date	Description	Quantity	Debits	Credits	Balance
04/05/2022	B ETH	0.00	0.00	84.62	437.63
04/05/2022	B ETH	0.00	0.00	91.80	529.43
04/05/2022	B ETH	0.00	0.00	93.58	623.01
04/05/2022	B ETH	0.00	0.00	104.47	727.48
04/05/2022	B ETH	0.00	0.00	118.30	845.78
04/05/2022	B ETH	0.00	0.00	174.64	1,020.42
04/05/2022	B ETH	0.00	0.00	174.88	1,195.30
04/05/2022	B ETH	0.00	0.00	179.47	1,374.77
04/05/2022	B ETH	0.00	0.00	186.29	1,561.06
04/05/2022	B ETH	0.00	0.00	192.73	1,753.79
04/05/2022	B ETH	0.00	0.00	198.43	1,952.22
04/05/2022	B ETH	0.00	0.00	235.62	2,187.84
04/05/2022	B ETH	0.00	0.00	253.59	2,441.43
04/05/2022	B ETH	0.00	0.00	254.26	2,695.69
04/05/2022	B ETH	0.00	0.00	271.34	2,967.03
04/05/2022	B ETH	0.00	0.00	1,988.58	4,955.61
04/05/2022	B ETH	0.00	0.00	4,141.25	9,096.86
04/05/2022	B ETH	0.00	0.00	4,457.62	13,554.48
04/05/2022	B ETH	0.00	0.00	5,498.63	19,053.11
04/05/2022	B ETH	0.00	8.57	0.00	19,044.54

Date	Description	Quantity	Debits	Credits	Balance
04/05/2022	B ETH	0.00	26.80	0.00	19,017.74
04/05/2022	B ETH	0.00	27.95	0.00	18,989.79
04/05/2022	B ETH	0.00	31.41	0.00	18,958.38
04/05/2022	B ETH	0.00	39.75	0.00	18,918.63
04/05/2022	B ETH	0.00	41.38	0.00	18,877.25
04/05/2022	B ETH	0.00	43.85	0.00	18,833.40
04/05/2022	B ETH	0.00	59.93	0.00	18,773.47
04/05/2022	B ETH	0.00	73.37	0.00	18,700.10
04/05/2022	B ETH	0.00	84.62	0.00	18,615.48
04/05/2022	B ETH	0.00	91.80	0.00	18,523.68
04/05/2022	B ETH	0.00	93.58	0.00	18,430.10
04/05/2022	B ETH	0.00	104.47	0.00	18,325.63
04/05/2022	B ETH	0.00	118.30	0.00	18,207.33
04/05/2022	B ETH	0.00	174.64	0.00	18,032.69
04/05/2022	B ETH	0.00	174.88	0.00	17,857.81
04/05/2022	B ETH	0.00	179.47	0.00	17,678.34
04/05/2022	B ETH	0.00	186.29	0.00	17,492.05
04/05/2022	B ETH	0.00	192.73	0.00	17,299.32
04/05/2022	B ETH	0.00	198.43	0.00	17,100.89
04/05/2022	B ETH	0.00	235.62	0.00	16,865.27

Date	Description	Quantity	Debits	Credits	Balance
04/05/2022	B ETH	0.00	253.59	0.00	16,611.68
04/05/2022	B ETH	0.00	254.26	0.00	16,357.42
04/05/2022	B ETH	0.00	271.34	0.00	16,086.08
04/05/2022	B ETH	0.00	1,988.58	0.00	14,097.50
04/05/2022	B ETH	0.00	4,141.25	0.00	9,956.25
04/05/2022	B ETH	0.00	4,457.62	0.00	5,498.63
04/05/2022	B ETH	0.00	5,498.63	0.00	0.00
04/05/2022	B HEX	0.00	0.00	4,609.31	4,609.31
04/05/2022	B HEX	0.00	0.00	5,112.59	9,721.90
04/05/2022	B HEX	0.00	4,609.31	0.00	5,112.59
04/05/2022	B HEX	0.00	5,112.59	0.00	0.00
04/05/2022	ETHEREUM Unlisted Security Disposal	0.00	0.00	5.97	5.97
04/05/2022	ETHEREUM Unlisted Security Disposal	0.00	0.00	6.62	12.59
04/05/2022	ETHEREUM Unlisted Security Disposal	0.00	0.00	7.36	19.95
04/05/2022	ETHEREUM Unlisted Security Disposal	0.00	0.00	7.42	27.37
04/05/2022	ETHEREUM Unlisted Security Disposal	0.00	0.00	8.52	35.89
04/05/2022	ETHEREUM Unlisted Security Disposal	0.00	0.00	220.93	256.82
04/05/2022	ETHEREUM Unlisted Security Disposal	0.00	0.00	252.54	509.36
04/05/2022	ETHEREUM Unlisted Security Disposal	0.00	0.00	270.72	780.08
04/05/2022	ETHEREUM Unlisted Security Disposal	0.00	0.00	1,919.40	2,699.48

Date	Description	Quantity	Debits	Credits	Balance
04/05/2022	ETHEREUM Unlisted Security Disposal	0.00	0.00	4,418.02	7,117.50
04/05/2022	ETHEREUM Unlisted Security Disposal	0.00	0.00	5,293.09	12,410.59
04/05/2022	ETHEREUM Unlisted Security Disposal	0.00	0.00	5,461.56	17,872.15
04/05/2022	ETHEREUM Unlisted Security Disposal	0.00	5.97	0.00	17,866.18
04/05/2022	ETHEREUM Unlisted Security Disposal	0.00	6.62	0.00	17,859.56
04/05/2022	ETHEREUM Unlisted Security Disposal	0.00	7.36	0.00	17,852.20
04/05/2022	ETHEREUM Unlisted Security Disposal	0.00	7.42	0.00	17,844.78
04/05/2022	ETHEREUM Unlisted Security Disposal	0.00	8.52	0.00	17,836.26
04/05/2022	ETHEREUM Unlisted Security Disposal	0.00	220.93	0.00	17,615.33
04/05/2022	ETHEREUM Unlisted Security Disposal	0.00	252.54	0.00	17,362.79
04/05/2022	ETHEREUM Unlisted Security Disposal	0.00	270.72	0.00	17,092.07
04/05/2022	ETHEREUM Unlisted Security Disposal	0.00	1,919.40	0.00	15,172.67
04/05/2022	ETHEREUM Unlisted Security Disposal	0.00	4,418.02	0.00	10,754.65
04/05/2022	ETHEREUM Unlisted Security Disposal	0.00	5,293.09	0.00	5,461.56
04/05/2022	ETHEREUM Unlisted Security Disposal	0.00	5,461.56	0.00	0.00
04/05/2022	HEX Unlisted Security Disposal	0.00	0.00	848.73	848.73
04/05/2022	HEX Unlisted Security Disposal	0.00	0.00	4,614.80	5,463.53
04/05/2022	HEX Unlisted Security Disposal	0.00	0.00	5,108.46	10,571.99
04/05/2022	HEX Unlisted Security Disposal	0.00	848.73	0.00	9,723.26
04/05/2022	HEX Unlisted Security Disposal	0.00	4,614.80	0.00	5,108.46

Date	Description	Quantity	Debits	Credits	Balance
04/05/2022	HEX Unlisted Security Disposal	0.00	5,108.46	0.00	0.00
04/05/2022	S SMI	0.00	0.00	48.24	48.24
04/05/2022	S SMI	0.00	48.24	0.00	0.00
04/05/2022	S YASHA	0.00	0.00	4,422.71	4,422.71
04/05/2022	S YASHA	0.00	4,422.71	0.00	0.00
04/05/2022	SHIB Unlisted Security Disposal	0.00	0.00	285.46	285.46
04/05/2022	SHIB Unlisted Security Disposal	0.00	0.00	344.99	630.45
04/05/2022	SHIB Unlisted Security Disposal	0.00	0.00	574.41	1,204.86
04/05/2022	SHIB Unlisted Security Disposal	0.00	0.00	1,195.48	2,400.34
04/05/2022	SHIB Unlisted Security Disposal	0.00	285.46	0.00	2,114.88
04/05/2022	SHIB Unlisted Security Disposal	0.00	344.99	0.00	1,769.89
04/05/2022	SHIB Unlisted Security Disposal	0.00	574.41	0.00	1,195.48
04/05/2022	SHIB Unlisted Security Disposal	0.00	1,195.48	0.00	0.00
04/05/2022	USDT1 Unlisted Security Disposal	0.00	0.00	1,301.83	1,301.83
04/05/2022	USDT1 Unlisted Security Disposal	0.00	1,301.83	0.00	0.00
06/05/2022	B ETH	0.00	0.00	639.55	639.55
06/05/2022	B ETH	0.00	0.00	918.18	1,557.73
06/05/2022	B ETH	0.00	0.00	1,427.38	2,985.11
06/05/2022	B ETH	0.00	0.00	3,002.09	5,987.20
06/05/2022	B ETH	0.00	0.00	4,918.43	10,905.63



Date	Description	Quantity	Debits	Credits	Balance
06/05/2022	B ETH	0.00	0.00	6,881.80	17,787.43
06/05/2022	B ETH	0.00	639.55	0.00	17,147.88
06/05/2022	B ETH	0.00	918.18	0.00	16,229.70
06/05/2022	B ETH	0.00	1,427.38	0.00	14,802.32
06/05/2022	B ETH	0.00	3,002.09	0.00	11,800.23
06/05/2022	B ETH	0.00	4,918.43	0.00	6,881.80
06/05/2022	B ETH	0.00	6,881.80	0.00	0.00
06/05/2022	B HEX	0.00	0.00	1,453.46	1,453.46
06/05/2022	B HEX	0.00	0.00	1,480.01	2,933.47
06/05/2022	B HEX	0.00	0.00	1,506.74	4,440.21
06/05/2022	B HEX	0.00	0.00	1,517.83	5,958.04
06/05/2022	B HEX	0.00	0.00	1,533.72	7,491.76
06/05/2022	B HEX	0.00	0.00	1,550.89	9,042.65
06/05/2022	B HEX	0.00	0.00	1,560.85	10,603.50
06/05/2022	B HEX	0.00	0.00	1,632.43	12,235.93
06/05/2022	B HEX	0.00	0.00	1,715.68	13,951.61
06/05/2022	B HEX	0.00	0.00	1,994.09	15,945.70
06/05/2022	B HEX	0.00	0.00	2,093.03	18,038.73
06/05/2022	B HEX	0.00	1,453.46	0.00	16,585.27
06/05/2022	B HEX	0.00	1,480.01	0.00	15,105.26

Date	Description	Quantity	Debits	Credits	Balance
06/05/2022	B HEX	0.00	1,506.74	0.00	13,598.52
06/05/2022	B HEX	0.00	1,517.83	0.00	12,080.69
06/05/2022	B HEX	0.00	1,533.72	0.00	10,546.97
06/05/2022	B HEX	0.00	1,550.89	0.00	8,996.08
06/05/2022	B HEX	0.00	1,560.85	0.00	7,435.23
06/05/2022	B HEX	0.00	1,632.43	0.00	5,802.80
06/05/2022	B HEX	0.00	1,715.68	0.00	4,087.12
06/05/2022	B HEX	0.00	1,994.09	0.00	2,093.03
06/05/2022	B HEX	0.00	2,093.03	0.00	0.00
06/05/2022	ETHEREUM Unlisted Security Disposal	0.00	0.00	47.15	47.15
06/05/2022	ETHEREUM Unlisted Security Disposal	0.00	0.00	55.16	102.31
06/05/2022	ETHEREUM Unlisted Security Disposal	0.00	0.00	90.92	193.23
06/05/2022	ETHEREUM Unlisted Security Disposal	0.00	0.00	98.55	291.78
06/05/2022	ETHEREUM Unlisted Security Disposal	0.00	0.00	108.89	400.67
06/05/2022	ETHEREUM Unlisted Security Disposal	0.00	0.00	165.20	565.87
06/05/2022	ETHEREUM Unlisted Security Disposal	0.00	0.00	169.66	735.53
06/05/2022	ETHEREUM Unlisted Security Disposal	0.00	0.00	169.90	905.43
06/05/2022	ETHEREUM Unlisted Security Disposal	0.00	0.00	171.47	1,076.90
06/05/2022	ETHEREUM Unlisted Security Disposal	0.00	0.00	181.82	1,258.72
06/05/2022	ETHEREUM Unlisted Security Disposal	0.00	0.00	187.19	1,445.91

Date	Description	Quantity	Debits	Credits	Balance
06/05/2022	ETHEREUM Unlisted Security Disposal	0.00	0.00	216.87	1,662.78
06/05/2022	ETHEREUM Unlisted Security Disposal	0.00	0.00	233.42	1,896.20
06/05/2022	ETHEREUM Unlisted Security Disposal	0.00	0.00	249.76	2,145.96
06/05/2022	ETHEREUM Unlisted Security Disposal	0.00	0.00	4,023.29	6,169.25
06/05/2022	ETHEREUM Unlisted Security Disposal	0.00	0.00	4,888.92	11,058.17
06/05/2022	ETHEREUM Unlisted Security Disposal	0.00	0.00	6,845.20	17,903.37
06/05/2022	ETHEREUM Unlisted Security Disposal	0.00	47.15	0.00	17,856.22
06/05/2022	ETHEREUM Unlisted Security Disposal	0.00	55.16	0.00	17,801.06
06/05/2022	ETHEREUM Unlisted Security Disposal	0.00	90.92	0.00	17,710.14
06/05/2022	ETHEREUM Unlisted Security Disposal	0.00	98.55	0.00	17,611.59
06/05/2022	ETHEREUM Unlisted Security Disposal	0.00	108.89	0.00	17,502.70
06/05/2022	ETHEREUM Unlisted Security Disposal	0.00	165.20	0.00	17,337.50
06/05/2022	ETHEREUM Unlisted Security Disposal	0.00	169.66	0.00	17,167.84
06/05/2022	ETHEREUM Unlisted Security Disposal	0.00	169.90	0.00	16,997.94
06/05/2022	ETHEREUM Unlisted Security Disposal	0.00	171.47	0.00	16,826.47
06/05/2022	ETHEREUM Unlisted Security Disposal	0.00	181.82	0.00	16,644.65
06/05/2022	ETHEREUM Unlisted Security Disposal	0.00	187.19	0.00	16,457.46
06/05/2022	ETHEREUM Unlisted Security Disposal	0.00	216.87	0.00	16,240.59
06/05/2022	ETHEREUM Unlisted Security Disposal	0.00	233.42	0.00	16,007.17
06/05/2022	ETHEREUM Unlisted Security Disposal	0.00	249.76	0.00	15,757.41

Date	Description	Quantity	Debits	Credits	Balance
06/05/2022	ETHEREUM Unlisted Security Disposal	0.00	4,023.29	0.00	11,734.12
06/05/2022	ETHEREUM Unlisted Security Disposal	0.00	4,888.92	0.00	6,845.20
06/05/2022	ETHEREUM Unlisted Security Disposal	0.00	6,845.20	0.00	0.00
06/05/2022	HEX Unlisted Security Disposal	0.00	0.00	1,422.41	1,422.41
06/05/2022	HEX Unlisted Security Disposal	0.00	0.00	1,448.40	2,870.81
06/05/2022	HEX Unlisted Security Disposal	0.00	0.00	1,474.82	4,345.63
06/05/2022	HEX Unlisted Security Disposal	0.00	0.00	1,485.41	5,831.04
06/05/2022	HEX Unlisted Security Disposal	0.00	0.00	1,501.23	7,332.27
06/05/2022	HEX Unlisted Security Disposal	0.00	0.00	1,518.32	8,850.59
06/05/2022	HEX Unlisted Security Disposal	0.00	0.00	1,527.23	10,377.82
06/05/2022	HEX Unlisted Security Disposal	0.00	0.00	1,598.15	11,975.97
06/05/2022	HEX Unlisted Security Disposal	0.00	0.00	1,679.65	13,655.62
06/05/2022	HEX Unlisted Security Disposal	0.00	0.00	1,951.50	15,607.12
06/05/2022	HEX Unlisted Security Disposal	0.00	0.00	2,049.08	17,656.20
06/05/2022	HEX Unlisted Security Disposal	0.00	1,422.41	0.00	16,233.79
06/05/2022	HEX Unlisted Security Disposal	0.00	1,448.40	0.00	14,785.39
06/05/2022	HEX Unlisted Security Disposal	0.00	1,474.82	0.00	13,310.57
06/05/2022	HEX Unlisted Security Disposal	0.00	1,485.41	0.00	11,825.16
06/05/2022	HEX Unlisted Security Disposal	0.00	1,501.23	0.00	10,323.93
06/05/2022	HEX Unlisted Security Disposal	0.00	1,518.32	0.00	8,805.61

Date	Description	Quantity	Debits	Credits	Balance
06/05/2022	HEX Unlisted Security Disposal	0.00	1,527.23	0.00	7,278.38
06/05/2022	HEX Unlisted Security Disposal	0.00	1,598.15	0.00	5,680.23
06/05/2022	HEX Unlisted Security Disposal	0.00	1,679.65	0.00	4,000.58
06/05/2022	HEX Unlisted Security Disposal	0.00	1,951.50	0.00	2,049.08
06/05/2022	HEX Unlisted Security Disposal	0.00	2,049.08	0.00	0.00
10/05/2022	B ETH	0.00	0.00	19.76	19.76
10/05/2022	B ETH	0.00	0.00	73.45	93.21
10/05/2022	B ETH	0.00	0.00	101.17	194.38
10/05/2022	B ETH	0.00	0.00	386.09	580.47
10/05/2022	B ETH	0.00	0.00	13,303.77	13,884.24
10/05/2022	B ETH	0.00	19.76	0.00	13,864.48
10/05/2022	B ETH	0.00	73.45	0.00	13,791.03
10/05/2022	B ETH	0.00	101.17	0.00	13,689.86
10/05/2022	B ETH	0.00	386.09	0.00	13,303.77
10/05/2022	B ETH	0.00	13,303.77	0.00	0.00
10/05/2022	ETHEREUM Unlisted Security Disposal	0.00	0.00	572.44	572.44
10/05/2022	ETHEREUM Unlisted Security Disposal	0.00	0.00	802.78	1,375.22
10/05/2022	ETHEREUM Unlisted Security Disposal	0.00	0.00	1,265.26	2,640.48
10/05/2022	ETHEREUM Unlisted Security Disposal	0.00	0.00	2,653.98	5,294.46
10/05/2022	ETHEREUM Unlisted Security Disposal	0.00	0.00	13,119.75	18,414.21

Date	Description	Quantity	Debits	Credits	Balance
10/05/2022	ETHEREUM Unlisted Security Disposal	0.00	572.44	0.00	17,841.77
10/05/2022	ETHEREUM Unlisted Security Disposal	0.00	802.78	0.00	17,038.99
10/05/2022	ETHEREUM Unlisted Security Disposal	0.00	1,265.26	0.00	15,773.73
10/05/2022	ETHEREUM Unlisted Security Disposal	0.00	2,653.98	0.00	13,119.75
10/05/2022	ETHEREUM Unlisted Security Disposal	0.00	13,119.75	0.00	0.00
10/05/2022	S ADA	0.00	0.00	348.11	348.11
10/05/2022	S ADA	0.00	348.11	0.00	0.00
10/05/2022	S TRX	0.00	0.00	1,276.34	1,276.34
10/05/2022	S TRX	0.00	1,276.34	0.00	0.00
10/05/2022	S XRP	0.00	0.00	1,971.27	1,971.27
10/05/2022	S XRP	0.00	1,971.27	0.00	0.00
10/05/2022	THETA Unlisted Security Disposal	0.00	0.00	552.94	552.94
10/05/2022	THETA Unlisted Security Disposal	0.00	0.00	1,109.70	1,662.64
10/05/2022	THETA Unlisted Security Disposal	0.00	0.00	3,777.05	5,439.69
10/05/2022	THETA Unlisted Security Disposal	0.00	552.94	0.00	4,886.75
10/05/2022	THETA Unlisted Security Disposal	0.00	1,109.70	0.00	3,777.05
10/05/2022	THETA Unlisted Security Disposal	0.00	3,777.05	0.00	0.00
11/05/2022	B HEX	0.00	0.00	1,417.94	1,417.94
11/05/2022	B HEX	0.00	0.00	4,328.02	5,745.96
11/05/2022	B HEX	0.00	0.00	4,539.31	10,285.27

Date	Description	Quantity	Debits	Credits	Balance
11/05/2022	B HEX	0.00	1,417.94	0.00	8,867.33
11/05/2022	B HEX	0.00	4,328.02	0.00	4,539.31
11/05/2022	B HEX	0.00	4,539.31	0.00	0.00
11/05/2022	ETHEREUM Unlisted Security Disposal	0.00	0.00	72.00	72.00
11/05/2022	ETHEREUM Unlisted Security Disposal	0.00	0.00	99.17	171.17
11/05/2022	ETHEREUM Unlisted Security Disposal	0.00	0.00	357.19	528.36
11/05/2022	ETHEREUM Unlisted Security Disposal	0.00	72.00	0.00	456.36
11/05/2022	ETHEREUM Unlisted Security Disposal	0.00	99.17	0.00	357.19
11/05/2022	ETHEREUM Unlisted Security Disposal	0.00	357.19	0.00	0.00
12/05/2022	B ETH	0.00	0.00	18.51	18.51
12/05/2022	B ETH	0.00	0.00	34.79	53.30
12/05/2022	B ETH	0.00	0.00	37.73	91.03
12/05/2022	B ETH	0.00	0.00	39.64	130.67
12/05/2022	B ETH	0.00	0.00	45.32	175.99
12/05/2022	B ETH	0.00	0.00	51.44	227.43
12/05/2022	B ETH	0.00	0.00	52.13	279.56
12/05/2022	B ETH	0.00	0.00	57.47	337.03
12/05/2022	B ETH	0.00	0.00	101.14	438.17
12/05/2022	B ETH	0.00	0.00	128.76	566.93
12/05/2022	B ETH	0.00	0.00	163.24	730.17

Date	Description	Quantity	Debits	Credits	Balance
12/05/2022	B ETH	0.00	0.00	203.19	933.36
12/05/2022	B ETH	0.00	0.00	245.99	1,179.35
12/05/2022	B ETH	0.00	0.00	264.10	1,443.45
12/05/2022	B ETH	0.00	0.00	271.87	1,715.32
12/05/2022	B ETH	0.00	0.00	274.19	1,989.51
12/05/2022	B ETH	0.00	0.00	295.54	2,285.05
12/05/2022	B ETH	0.00	0.00	1,264.73	3,549.78
12/05/2022	B ETH	0.00	0.00	1,425.49	4,975.27
12/05/2022	B ETH	0.00	0.00	2,501.98	7,477.25
12/05/2022	B ETH	0.00	0.00	2,965.15	10,442.40
12/05/2022	B ETH	0.00	0.00	8,516.27	18,958.67
12/05/2022	B ETH	0.00	18.51	0.00	18,940.16
12/05/2022	B ETH	0.00	34.79	0.00	18,905.37
12/05/2022	B ETH	0.00	37.73	0.00	18,867.64
12/05/2022	B ETH	0.00	39.64	0.00	18,828.00
12/05/2022	B ETH	0.00	45.32	0.00	18,782.68
12/05/2022	B ETH	0.00	51.44	0.00	18,731.24
12/05/2022	B ETH	0.00	52.13	0.00	18,679.11
12/05/2022	B ETH	0.00	57.47	0.00	18,621.64
12/05/2022	B ETH	0.00	101.14	0.00	18,520.50



Date	Description	Quantity	Debits	Credits	Balance
12/05/2022	B ETH	0.00	128.76	0.00	18,391.74
12/05/2022	B ETH	0.00	163.24	0.00	18,228.50
12/05/2022	B ETH	0.00	203.19	0.00	18,025.31
12/05/2022	B ETH	0.00	245.99	0.00	17,779.32
12/05/2022	B ETH	0.00	264.10	0.00	17,515.22
12/05/2022	B ETH	0.00	271.87	0.00	17,243.35
12/05/2022	B ETH	0.00	274.19	0.00	16,969.16
12/05/2022	B ETH	0.00	295.54	0.00	16,673.62
12/05/2022	B ETH	0.00	1,264.73	0.00	15,408.89
12/05/2022	B ETH	0.00	1,425.49	0.00	13,983.40
12/05/2022	B ETH	0.00	2,501.98	0.00	11,481.42
12/05/2022	B ETH	0.00	2,965.15	0.00	8,516.27
12/05/2022	B ETH	0.00	8,516.27	0.00	0.00
12/05/2022	B HEX	0.00	0.00	1,268.71	1,268.71
12/05/2022	B HEX	0.00	0.00	1,290.68	2,559.39
12/05/2022	B HEX	0.00	0.00	1,314.48	3,873.87
12/05/2022	B HEX	0.00	0.00	1,336.90	5,210.77
12/05/2022	B HEX	0.00	0.00	1,357.60	6,568.37
12/05/2022	B HEX	0.00	0.00	1,380.34	7,948.71
12/05/2022	B HEX	0.00	0.00	1,403.20	9,351.91

Date	Description	Quantity	Debits	Credits	Balance
12/05/2022	B HEX	0.00	1,268.71	0.00	8,083.20
12/05/2022	B HEX	0.00	1,290.68	0.00	6,792.52
12/05/2022	B HEX	0.00	1,314.48	0.00	5,478.04
12/05/2022	B HEX	0.00	1,336.90	0.00	4,141.14
12/05/2022	B HEX	0.00	1,357.60	0.00	2,783.54
12/05/2022	B HEX	0.00	1,380.34	0.00	1,403.20
12/05/2022	B HEX	0.00	1,403.20	0.00	0.00
12/05/2022	ETHEREUM Unlisted Security Disposal	0.00	0.00	18.30	18.30
12/05/2022	ETHEREUM Unlisted Security Disposal	0.00	0.00	34.79	53.09
12/05/2022	ETHEREUM Unlisted Security Disposal	0.00	0.00	52.13	105.22
12/05/2022	ETHEREUM Unlisted Security Disposal	0.00	0.00	101.14	206.36
12/05/2022	ETHEREUM Unlisted Security Disposal	0.00	0.00	124.01	330.37
12/05/2022	ETHEREUM Unlisted Security Disposal	0.00	0.00	162.27	492.64
12/05/2022	ETHEREUM Unlisted Security Disposal	0.00	0.00	198.98	691.62
12/05/2022	ETHEREUM Unlisted Security Disposal	0.00	0.00	244.53	936.15
12/05/2022	ETHEREUM Unlisted Security Disposal	0.00	0.00	261.03	1,197.18
12/05/2022	ETHEREUM Unlisted Security Disposal	0.00	0.00	270.26	1,467.44
12/05/2022	ETHEREUM Unlisted Security Disposal	0.00	0.00	271.00	1,738.44
12/05/2022	ETHEREUM Unlisted Security Disposal	0.00	0.00	292.10	2,030.54
12/05/2022	ETHEREUM Unlisted Security Disposal	0.00	0.00	1,386.67	3,417.21

Date	Description	Quantity	Debits	Credits	Balance
12/05/2022	ETHEREUM Unlisted Security Disposal	0.00	0.00	2,450.21	5,867.42
12/05/2022	ETHEREUM Unlisted Security Disposal	0.00	0.00	2,930.67	8,798.09
12/05/2022	ETHEREUM Unlisted Security Disposal	0.00	0.00	8,465.74	17,263.83
12/05/2022	ETHEREUM Unlisted Security Disposal	0.00	18.30	0.00	17,245.53
12/05/2022	ETHEREUM Unlisted Security Disposal	0.00	34.79	0.00	17,210.74
12/05/2022	ETHEREUM Unlisted Security Disposal	0.00	52.13	0.00	17,158.61
12/05/2022	ETHEREUM Unlisted Security Disposal	0.00	101.14	0.00	17,057.47
12/05/2022	ETHEREUM Unlisted Security Disposal	0.00	124.01	0.00	16,933.46
12/05/2022	ETHEREUM Unlisted Security Disposal	0.00	162.27	0.00	16,771.19
12/05/2022	ETHEREUM Unlisted Security Disposal	0.00	198.98	0.00	16,572.21
12/05/2022	ETHEREUM Unlisted Security Disposal	0.00	244.53	0.00	16,327.68
12/05/2022	ETHEREUM Unlisted Security Disposal	0.00	261.03	0.00	16,066.65
12/05/2022	ETHEREUM Unlisted Security Disposal	0.00	270.26	0.00	15,796.39
12/05/2022	ETHEREUM Unlisted Security Disposal	0.00	271.00	0.00	15,525.39
12/05/2022	ETHEREUM Unlisted Security Disposal	0.00	292.10	0.00	15,233.29
12/05/2022	ETHEREUM Unlisted Security Disposal	0.00	1,386.67	0.00	13,846.62
12/05/2022	ETHEREUM Unlisted Security Disposal	0.00	2,450.21	0.00	11,396.41
12/05/2022	ETHEREUM Unlisted Security Disposal	0.00	2,930.67	0.00	8,465.74
12/05/2022	ETHEREUM Unlisted Security Disposal	0.00	8,465.74	0.00	0.00
12/05/2022	HEX Unlisted Security Disposal	0.00	0.00	1,234.55	1,234.55

Date	Description	Quantity	Debits	Credits	Balance
12/05/2022	HEX Unlisted Security Disposal	0.00	0.00	1,254.31	2,488.86
12/05/2022	HEX Unlisted Security Disposal	0.00	0.00	1,276.03	3,764.89
12/05/2022	HEX Unlisted Security Disposal	0.00	0.00	1,299.56	5,064.45
12/05/2022	HEX Unlisted Security Disposal	0.00	0.00	1,322.52	6,386.97
12/05/2022	HEX Unlisted Security Disposal	0.00	0.00	1,342.05	7,729.02
12/05/2022	HEX Unlisted Security Disposal	0.00	0.00	1,365.49	9,094.51
12/05/2022	HEX Unlisted Security Disposal	0.00	0.00	1,386.67	10,481.18
12/05/2022	HEX Unlisted Security Disposal	0.00	0.00	3,881.89	14,363.07
12/05/2022	HEX Unlisted Security Disposal	0.00	0.00	4,071.40	18,434.47
12/05/2022	HEX Unlisted Security Disposal	0.00	1,234.55	0.00	17,199.92
12/05/2022	HEX Unlisted Security Disposal	0.00	1,254.31	0.00	15,945.61
12/05/2022	HEX Unlisted Security Disposal	0.00	1,276.03	0.00	14,669.58
12/05/2022	HEX Unlisted Security Disposal	0.00	1,299.56	0.00	13,370.02
12/05/2022	HEX Unlisted Security Disposal	0.00	1,322.52	0.00	12,047.50
12/05/2022	HEX Unlisted Security Disposal	0.00	1,342.05	0.00	10,705.45
12/05/2022	HEX Unlisted Security Disposal	0.00	1,365.49	0.00	9,339.96
12/05/2022	HEX Unlisted Security Disposal	0.00	1,386.67	0.00	7,953.29
12/05/2022	HEX Unlisted Security Disposal	0.00	3,881.89	0.00	4,071.40
12/05/2022	HEX Unlisted Security Disposal	0.00	4,071.40	0.00	0.00
15/06/2022	B ETH	0.00	0.00	1.95	1.95

Date	Description	Quantity	Debits	Credits	Balance
15/06/2022	B ETH	0.00	0.00	2.52	4.47
15/06/2022	B ETH	0.00	0.00	2.76	7.23
15/06/2022	B ETH	0.00	0.00	2.85	10.08
15/06/2022	B ETH	0.00	0.00	4.66	14.74
15/06/2022	B ETH	0.00	0.00	4.98	19.72
15/06/2022	B ETH	0.00	0.00	5.11	24.83
15/06/2022	B ETH	0.00	0.00	6.31	31.14
15/06/2022	B ETH	0.00	0.00	8.95	40.09
15/06/2022	B ETH	0.00	0.00	18.39	58.48
15/06/2022	B ETH	0.00	0.00	26.78	85.26
15/06/2022	B ETH	0.00	0.00	4,246.81	4,332.07
15/06/2022	B ETH	0.00	1.95	0.00	4,330.12
15/06/2022	B ETH	0.00	2.52	0.00	4,327.60
15/06/2022	B ETH	0.00	2.76	0.00	4,324.84
15/06/2022	B ETH	0.00	2.85	0.00	4,321.99
15/06/2022	B ETH	0.00	4.66	0.00	4,317.33
15/06/2022	B ETH	0.00	4.98	0.00	4,312.35
15/06/2022	B ETH	0.00	5.11	0.00	4,307.24
15/06/2022	B ETH	0.00	6.31	0.00	4,300.93
15/06/2022	B ETH	0.00	8.95	0.00	4,291.98

Date	Description	Quantity	Debits	Credits	Balance
15/06/2022	B ETH	0.00	18.39	0.00	4,273.59
15/06/2022	B ETH	0.00	26.78	0.00	4,246.81
15/06/2022	B ETH	0.00	4,246.81	0.00	0.00
15/06/2022	B HEX	0.00	0.00	123.19	123.19
15/06/2022	B HEX	0.00	0.00	171.81	295.00
15/06/2022	B HEX	0.00	0.00	350.13	645.13
15/06/2022	B HEX	0.00	0.00	497.69	1,142.82
15/06/2022	B HEX	0.00	0.00	497.69	1,640.51
15/06/2022	B HEX	0.00	123.19	0.00	1,517.32
15/06/2022	B HEX	0.00	171.81	0.00	1,345.51
15/06/2022	B HEX	0.00	350.13	0.00	995.38
15/06/2022	B HEX	0.00	497.69	0.00	497.69
15/06/2022	B HEX	0.00	497.69	0.00	0.00
15/06/2022	ETHEREUM Unlisted Security Disposal	0.00	0.00	4.66	4.66
15/06/2022	ETHEREUM Unlisted Security Disposal	0.00	0.00	5.06	9.72
15/06/2022	ETHEREUM Unlisted Security Disposal	0.00	0.00	5.18	14.90
15/06/2022	ETHEREUM Unlisted Security Disposal	0.00	0.00	6.40	21.30
15/06/2022	ETHEREUM Unlisted Security Disposal	0.00	0.00	631.82	653.12
15/06/2022	ETHEREUM Unlisted Security Disposal	0.00	0.00	4,173.89	4,827.01
15/06/2022	ETHEREUM Unlisted Security Disposal	0.00	4.66	0.00	4,822.35

Date	Description	Quantity	Debits	Credits	Balance
15/06/2022	ETHEREUM Unlisted Security Disposal	0.00	5.06	0.00	4,817.29
15/06/2022	ETHEREUM Unlisted Security Disposal	0.00	5.18	0.00	4,812.11
15/06/2022	ETHEREUM Unlisted Security Disposal	0.00	6.40	0.00	4,805.71
15/06/2022	ETHEREUM Unlisted Security Disposal	0.00	631.82	0.00	4,173.89
15/06/2022	ETHEREUM Unlisted Security Disposal	0.00	4,173.89	0.00	0.00
15/06/2022	HEX Unlisted Security Disposal	0.00	0.00	145.25	145.25
15/06/2022	HEX Unlisted Security Disposal	0.00	0.00	344.64	489.89
15/06/2022	HEX Unlisted Security Disposal	0.00	0.00	489.89	979.78
15/06/2022	HEX Unlisted Security Disposal	0.00	0.00	489.89	1,469.67
15/06/2022	HEX Unlisted Security Disposal	0.00	145.25	0.00	1,324.42
15/06/2022	HEX Unlisted Security Disposal	0.00	344.64	0.00	979.78
15/06/2022	HEX Unlisted Security Disposal	0.00	489.89	0.00	489.89
15/06/2022	HEX Unlisted Security Disposal	0.00	489.89	0.00	0.00
15/06/2022	USDT1 Unlisted Security Acquisition	0.00	0.00	145.03	145.03
15/06/2022	USDT1 Unlisted Security Acquisition	0.00	0.00	290.06	435.09
15/06/2022	USDT1 Unlisted Security Acquisition	0.00	0.00	1,450.32	1,885.41
15/06/2022	USDT1 Unlisted Security Acquisition	0.00	0.00	1,450.32	3,335.73
15/06/2022	USDT1 Unlisted Security Acquisition	0.00	145.03	0.00	3,190.70
15/06/2022	USDT1 Unlisted Security Acquisition	0.00	290.06	0.00	2,900.64
15/06/2022	USDT1 Unlisted Security Acquisition	0.00	1,450.32	0.00	1,450.32

Date	Description	Quantity	Debits	Credits	Balance
15/06/2022	USDT1 Unlisted Security Acquisition	0.00	1,450.32	0.00	0.00
15/06/2022	USDT1 Unlisted Security Disposal	0.00	0.00	145.03	145.03
15/06/2022	USDT1 Unlisted Security Disposal	0.00	0.00	1,450.32	1,595.35
15/06/2022	USDT1 Unlisted Security Disposal	0.00	145.03	0.00	1,450.32
15/06/2022	USDT1 Unlisted Security Disposal	0.00	1,450.32	0.00	0.00
18/06/2022	B HEX	0.00	0.00	359.87	359.87
18/06/2022	B HEX	0.00	0.00	478.25	838.12
18/06/2022	B HEX	0.00	0.00	478.25	1,316.37
18/06/2022	B HEX	0.00	359.87	0.00	956.50
18/06/2022	B HEX	0.00	478.25	0.00	478.25
18/06/2022	B HEX	0.00	478.25	0.00	0.00
18/06/2022	HEX Unlisted Security Disposal	0.00	0.00	115.89	115.89
18/06/2022	HEX Unlisted Security Disposal	0.00	0.00	352.31	468.20
18/06/2022	HEX Unlisted Security Disposal	0.00	0.00	468.20	936.40
18/06/2022	HEX Unlisted Security Disposal	0.00	0.00	468.20	1,404.60
18/06/2022	HEX Unlisted Security Disposal	0.00	115.89	0.00	1,288.71
18/06/2022	HEX Unlisted Security Disposal	0.00	352.31	0.00	936.40
18/06/2022	HEX Unlisted Security Disposal	0.00	468.20	0.00	468.20
18/06/2022	HEX Unlisted Security Disposal	0.00	468.20	0.00	0.00
18/06/2022	USDT1 Unlisted Security Disposal	0.00	0.00	1,445.33	1,445.33



Date	Description	Quantity	Debits	Credits	Balance
18/06/2022	USDT1 Unlisted Security Disposal	0.00	1,445.33	0.00	0.00
19/06/2022	ETHEREUM Unlisted Security Disposal	0.00	0.00	2.73	2.73
19/06/2022	ETHEREUM Unlisted Security Disposal	0.00	2.73	0.00	0.00
20/06/2022	ETHEREUM Unlisted Security Disposal	0.00	0.00	2.64	2.64
20/06/2022	ETHEREUM Unlisted Security Disposal	0.00	2.64	0.00	0.00
21/06/2022	ETHEREUM Unlisted Security Disposal	0.00	0.00	2.42	2.42
21/06/2022	ETHEREUM Unlisted Security Disposal	0.00	2.42	0.00	0.00
24/06/2022	ETHEREUM Unlisted Security Disposal	0.00	0.00	1.98	1.98
24/06/2022	ETHEREUM Unlisted Security Disposal	0.00	1.98	0.00	0.00
24/06/2022	USDT1 Unlisted Security Disposal	0.00	0.00	289.93	289.93
24/06/2022	USDT1 Unlisted Security Disposal	0.00	289.93	0.00	0.00
30/06/2022	B DEXT	0.00	0.00	1,017.41	1,017.41
30/06/2022	B DEXT	0.00	1,017.41	0.00	0.00
30/06/2022	B ELON	0.00	0.00	421.25	421.25
30/06/2022	B ELON	0.00	421.25	0.00	0.00
30/06/2022	B ETH	0.00	0.00	29.33	29.33
30/06/2022	B ETH	0.00	29.33	0.00	0.00
30/06/2022	B USDT	0.00	0.00	1,469.99	1,469.99
30/06/2022	B USDT	0.00	1,469.99	0.00	0.00
30/06/2022	Realised gain	0.00	0.00	8,817.17	8,817.17

Date	Description	Quantity	Debits	Credits	Balance
30/06/2022	Realised gain	0.00	8,817.17	0.00	0.00
30/06/2022	Closing Balance	0.00	0.00	0.00	0.00
<b>Other Assets - Unsettled Trades / Acquisitions / Units In Unlisted Unit Trusts / Gold Minted Bar</b>					
01/07/2021	Opening Balance	0.00	0.00	0.00	0.00
07/07/2021	Transfer to other Bank NetBank Jaggards	0.00	0.00	2,480.00	2,480.00
07/07/2021	Transfer to other Bank NetBank Jaggards	0.00	2,480.00	0.00	0.00
06/10/2021	Transfer To Jaggards Pty Limited NetBank Jaggards for M and M King Sup...	0.00	0.00	2,504.00	2,504.00
06/10/2021	Transfer To Jaggards Pty Limited NetBank Jaggards for M and M King Sup...	0.00	2,504.00	0.00	0.00
21/10/2021	Transfer To Jaggard NetBank Jaggards	0.00	0.00	4,931.60	4,931.60
21/10/2021	Transfer To Jaggard NetBank Jaggards	0.00	4,931.60	0.00	0.00
30/06/2022	Closing Balance	0.00	0.00	0.00	0.00
<b>Other Assets - Unsettled Trades / Acquisitions / Units In Unlisted Unit Trusts / Silver Minted Coins</b>					
01/07/2021	Opening Balance	0.00	0.00	0.00	0.00
07/07/2021	Transfer to other Bank NetBank Jaggards	0.00	0.00	4,000.00	4,000.00
07/07/2021	Transfer to other Bank NetBank Jaggards	0.00	4,000.00	0.00	0.00
06/10/2021	Transfer To Jaggards Pty Limited NetBank Jaggards for M and M King Sup...	0.00	0.00	1,835.50	1,835.50
06/10/2021	Transfer To Jaggards Pty Limited NetBank Jaggards for M and M King Sup...	0.00	1,835.50	0.00	0.00
21/10/2021	Transfer To Jaggard NetBank Jaggards	0.00	0.00	4,722.50	4,722.50

Date	Description	Quantity	Debits	Credits	Balance
21/10/2021	Transfer To Jaggard NetBank Jaggards	0.00	4,722.50	0.00	0.00
30/06/2022	Closing Balance	0.00	0.00	0.00	0.00
<b>Other Assets - Unsettled Trades / Disposals / Other Assets / BitShares</b>					
01/07/2021	Opening Balance	0.00	0.00	0.00	0.00
17/07/2021	S BTS	0.00	0.00	51.81	51.81
17/07/2021	S BTS	0.00	51.81	0.00	0.00
30/06/2022	Closing Balance	0.00	0.00	0.00	0.00
<b>Other Assets - Unsettled Trades / Disposals / Other Assets / Cardano</b>					
01/07/2021	Opening Balance	0.00	0.00	0.00	0.00
10/05/2022	S ADA	0.00	0.00	348.11	348.11
10/05/2022	S ADA	0.00	348.11	0.00	0.00
30/06/2022	Closing Balance	0.00	0.00	0.00	0.00
<b>Other Assets - Unsettled Trades / Disposals / Other Assets / Celer Network</b>					
01/07/2021	Opening Balance	0.00	0.00	0.00	0.00
17/07/2021	S CELR	0.00	0.00	46.40	46.40
17/07/2021	S CELR	0.00	46.40	0.00	0.00
30/06/2022	Closing Balance	0.00	0.00	0.00	0.00
<b>Other Assets - Unsettled Trades / Disposals / Other Assets / DigiByte</b>					
01/07/2021	Opening Balance	0.00	0.00	0.00	0.00
17/07/2021	S DGB	0.00	0.00	155.50	155.50

Date	Description	Quantity	Debits	Credits	Balance
17/07/2021	S DGB	0.00	155.50	0.00	0.00
30/06/2022	Closing Balance	0.00	0.00	0.00	0.00
<b>Other Assets - Unsettled Trades / Disposals / Other Assets / Dogey Inu</b>					
01/07/2021	Opening Balance	0.00	0.00	0.00	0.00
16/11/2021	S DINU	0.00	0.00	10,617.55	10,617.55
16/11/2021	S DINU	0.00	10,617.55	0.00	0.00
15/02/2022	S DINU	0.00	0.00	4,064.27	4,064.27
15/02/2022	S DINU	0.00	4,064.27	0.00	0.00
30/06/2022	Closing Balance	0.00	0.00	0.00	0.00
<b>Other Assets - Unsettled Trades / Disposals / Other Assets / Ethereum</b>					
01/07/2021	Opening Balance	0.00	0.00	0.00	0.00
01/07/2021	ETHEREUM Unlisted Security Disposal	0.00	0.00	2.21	2.21
01/07/2021	ETHEREUM Unlisted Security Disposal	0.00	0.00	11.17	13.38
01/07/2021	ETHEREUM Unlisted Security Disposal	0.00	0.00	11.85	25.23
01/07/2021	ETHEREUM Unlisted Security Disposal	0.00	0.00	12.88	38.11
01/07/2021	ETHEREUM Unlisted Security Disposal	0.00	0.00	14.32	52.43
01/07/2021	ETHEREUM Unlisted Security Disposal	0.00	0.00	14.45	66.88
01/07/2021	ETHEREUM Unlisted Security Disposal	0.00	0.00	15.29	82.17
01/07/2021	ETHEREUM Unlisted Security Disposal	0.00	0.00	15.37	97.54
01/07/2021	ETHEREUM Unlisted Security Disposal	0.00	0.00	22.35	119.89

Date	Description	Quantity	Debits	Credits	Balance
01/07/2021	ETHEREUM Unlisted Security Disposal	0.00	0.00	22.81	142.70
01/07/2021	ETHEREUM Unlisted Security Disposal	0.00	0.00	25.48	168.18
01/07/2021	ETHEREUM Unlisted Security Disposal	0.00	0.00	27.08	195.26
01/07/2021	ETHEREUM Unlisted Security Disposal	0.00	0.00	169.61	364.87
01/07/2021	ETHEREUM Unlisted Security Disposal	0.00	2.21	0.00	362.66
01/07/2021	ETHEREUM Unlisted Security Disposal	0.00	11.17	0.00	351.49
01/07/2021	ETHEREUM Unlisted Security Disposal	0.00	11.85	0.00	339.64
01/07/2021	ETHEREUM Unlisted Security Disposal	0.00	12.88	0.00	326.76
01/07/2021	ETHEREUM Unlisted Security Disposal	0.00	14.32	0.00	312.44
01/07/2021	ETHEREUM Unlisted Security Disposal	0.00	14.45	0.00	297.99
01/07/2021	ETHEREUM Unlisted Security Disposal	0.00	15.29	0.00	282.70
01/07/2021	ETHEREUM Unlisted Security Disposal	0.00	15.37	0.00	267.33
01/07/2021	ETHEREUM Unlisted Security Disposal	0.00	17.93	0.00	249.40
01/07/2021	ETHEREUM Unlisted Security Disposal	0.00	22.35	0.00	227.05
01/07/2021	ETHEREUM Unlisted Security Disposal	0.00	22.81	0.00	204.24
01/07/2021	ETHEREUM Unlisted Security Disposal	0.00	25.48	0.00	178.76
01/07/2021	ETHEREUM Unlisted Security Disposal	0.00	27.08	0.00	151.68
01/07/2021	ETHEREUM Unlisted Security Disposal	0.00	169.61	0.00	17.93
02/07/2021	ETHEREUM Unlisted Security Disposal	0.00	0.00	134.52	116.59
02/07/2021	ETHEREUM Unlisted Security Disposal	0.00	0.00	866.22	982.81

Date	Description	Quantity	Debits	Credits	Balance
02/07/2021	ETHEREUM Unlisted Security Disposal	0.00	0.00	8,999.26	9,982.07
02/07/2021	ETHEREUM Unlisted Security Disposal	0.00	0.64	0.00	9,981.43
02/07/2021	ETHEREUM Unlisted Security Disposal	0.00	134.52	0.00	9,846.91
02/07/2021	ETHEREUM Unlisted Security Disposal	0.00	866.22	0.00	8,980.69
02/07/2021	ETHEREUM Unlisted Security Disposal	0.00	8,999.26	0.00	18.57
16/07/2021	ETHEREUM Unlisted Security Disposal	0.00	0.00	3.15	15.42
16/07/2021	ETHEREUM Unlisted Security Disposal	0.00	3.15	0.00	18.57
17/07/2021	ETHEREUM Unlisted Security Disposal	0.00	0.00	8.79	9.78
17/07/2021	ETHEREUM Unlisted Security Disposal	0.00	8.79	0.00	18.57
05/08/2021	ETHEREUM Unlisted Security Disposal	0.00	0.00	27.72	9.15
05/08/2021	ETHEREUM Unlisted Security Disposal	0.00	0.00	260.99	270.14
05/08/2021	ETHEREUM Unlisted Security Disposal	0.00	0.00	3,278.85	3,548.99
05/08/2021	ETHEREUM Unlisted Security Disposal	0.00	0.00	10,613.11	14,162.10
05/08/2021	ETHEREUM Unlisted Security Disposal	0.00	27.72	0.00	14,134.38
05/08/2021	ETHEREUM Unlisted Security Disposal	0.00	43.84	0.00	14,090.54
05/08/2021	ETHEREUM Unlisted Security Disposal	0.00	260.99	0.00	13,829.55
05/08/2021	ETHEREUM Unlisted Security Disposal	0.00	3,278.85	0.00	10,550.70
05/08/2021	ETHEREUM Unlisted Security Disposal	0.00	10,613.11	0.00	62.41
15/08/2021	ETHEREUM Unlisted Security Disposal	0.00	45.48	0.00	107.89
18/08/2021	ETHEREUM Unlisted Security Disposal	0.00	0.00	2,309.49	2,201.60

Date	Description	Quantity	Debits	Credits	Balance
18/08/2021	ETHEREUM Unlisted Security Disposal	0.00	0.00	6,362.58	8,564.18
18/08/2021	ETHEREUM Unlisted Security Disposal	0.00	45.12	0.00	8,519.06
18/08/2021	ETHEREUM Unlisted Security Disposal	0.00	50.36	0.00	8,468.70
18/08/2021	ETHEREUM Unlisted Security Disposal	0.00	2,309.49	0.00	6,159.21
18/08/2021	ETHEREUM Unlisted Security Disposal	0.00	6,362.58	0.00	203.37
21/08/2021	ETHEREUM Unlisted Security Disposal	0.00	0.00	20.70	182.67
21/08/2021	ETHEREUM Unlisted Security Disposal	0.00	0.00	7,019.14	6,836.47
21/08/2021	ETHEREUM Unlisted Security Disposal	0.00	0.00	20,621.16	27,457.63
21/08/2021	ETHEREUM Unlisted Security Disposal	0.00	20.70	0.00	27,436.93
21/08/2021	ETHEREUM Unlisted Security Disposal	0.00	7,019.14	0.00	20,417.79
21/08/2021	ETHEREUM Unlisted Security Disposal	0.00	20,621.16	0.00	203.37
28/08/2021	ETHEREUM Unlisted Security Disposal	0.00	0.00	0.00	203.37
28/08/2021	ETHEREUM Unlisted Security Disposal	0.00	0.00	0.00	203.37
28/08/2021	ETHEREUM Unlisted Security Disposal	0.00	0.00	0.00	203.37
28/08/2021	ETHEREUM Unlisted Security Disposal	0.00	0.00	0.00	203.37
28/08/2021	ETHEREUM Unlisted Security Disposal	0.00	0.00	0.00	203.37
28/08/2021	ETHEREUM Unlisted Security Disposal	0.00	0.00	0.00	203.37
28/08/2021	ETHEREUM Unlisted Security Disposal	0.00	0.00	15.96	187.41
28/08/2021	ETHEREUM Unlisted Security Disposal	0.00	0.00	20.23	167.18
28/08/2021	ETHEREUM Unlisted Security Disposal	0.00	0.00	23.35	143.83

Date	Description	Quantity	Debits	Credits	Balance
28/08/2021	ETHEREUM Unlisted Security Disposal	0.00	0.00	319.51	175.68
28/08/2021	ETHEREUM Unlisted Security Disposal	0.00	0.00	5,098.86	5,274.54
28/08/2021	ETHEREUM Unlisted Security Disposal	0.00	0.00	7,932.90	13,207.44
28/08/2021	ETHEREUM Unlisted Security Disposal	0.00	0.00	13,323.55	26,530.99
28/08/2021	ETHEREUM Unlisted Security Disposal	0.00	15.96	0.00	26,515.03
28/08/2021	ETHEREUM Unlisted Security Disposal	0.00	20.23	0.00	26,494.80
28/08/2021	ETHEREUM Unlisted Security Disposal	0.00	23.35	0.00	26,471.45
28/08/2021	ETHEREUM Unlisted Security Disposal	0.00	149.63	0.00	26,321.82
28/08/2021	ETHEREUM Unlisted Security Disposal	0.00	319.51	0.00	26,002.31
28/08/2021	ETHEREUM Unlisted Security Disposal	0.00	5,098.86	0.00	20,903.45
28/08/2021	ETHEREUM Unlisted Security Disposal	0.00	7,932.90	0.00	12,970.55
28/08/2021	ETHEREUM Unlisted Security Disposal	0.00	13,323.55	0.00	353.00
31/08/2021	ETHEREUM Unlisted Security Disposal	0.00	0.00	19.09	333.91
31/08/2021	ETHEREUM Unlisted Security Disposal	0.00	0.00	19.21	314.70
31/08/2021	ETHEREUM Unlisted Security Disposal	0.00	0.00	19.78	294.92
31/08/2021	ETHEREUM Unlisted Security Disposal	0.00	0.00	21.42	273.50
31/08/2021	ETHEREUM Unlisted Security Disposal	0.00	0.00	21.73	251.77
31/08/2021	ETHEREUM Unlisted Security Disposal	0.00	0.00	22.51	229.26
31/08/2021	ETHEREUM Unlisted Security Disposal	0.00	0.00	22.73	206.53
31/08/2021	ETHEREUM Unlisted Security Disposal	0.00	0.00	23.76	182.77



Date	Description	Quantity	Debits	Credits	Balance
31/08/2021	ETHEREUM Unlisted Security Disposal	0.00	0.00	28.10	154.67
31/08/2021	ETHEREUM Unlisted Security Disposal	0.00	19.09	0.00	173.76
31/08/2021	ETHEREUM Unlisted Security Disposal	0.00	19.21	0.00	192.97
31/08/2021	ETHEREUM Unlisted Security Disposal	0.00	19.78	0.00	212.75
31/08/2021	ETHEREUM Unlisted Security Disposal	0.00	21.42	0.00	234.17
31/08/2021	ETHEREUM Unlisted Security Disposal	0.00	21.73	0.00	255.90
31/08/2021	ETHEREUM Unlisted Security Disposal	0.00	22.51	0.00	278.41
31/08/2021	ETHEREUM Unlisted Security Disposal	0.00	22.73	0.00	301.14
31/08/2021	ETHEREUM Unlisted Security Disposal	0.00	23.76	0.00	324.90
31/08/2021	ETHEREUM Unlisted Security Disposal	0.00	28.10	0.00	353.00
10/09/2021	ETHEREUM Unlisted Security Disposal	0.00	0.00	278.00	75.00
10/09/2021	ETHEREUM Unlisted Security Disposal	0.00	0.00	292.00	217.00
10/09/2021	ETHEREUM Unlisted Security Disposal	0.00	0.00	292.23	509.23
10/09/2021	ETHEREUM Unlisted Security Disposal	0.00	0.00	294.28	803.51
10/09/2021	ETHEREUM Unlisted Security Disposal	0.00	0.00	303.21	1,106.72
10/09/2021	ETHEREUM Unlisted Security Disposal	0.00	0.00	311.65	1,418.37
10/09/2021	ETHEREUM Unlisted Security Disposal	0.00	0.00	323.80	1,742.17
10/09/2021	ETHEREUM Unlisted Security Disposal	0.00	0.00	330.28	2,072.45
10/09/2021	ETHEREUM Unlisted Security Disposal	0.00	0.00	349.63	2,422.08
10/09/2021	ETHEREUM Unlisted Security Disposal	0.00	0.00	383.48	2,805.56

Date	Description	Quantity	Debits	Credits	Balance
10/09/2021	ETHEREUM Unlisted Security Disposal	0.00	0.00	435.58	3,241.14
10/09/2021	ETHEREUM Unlisted Security Disposal	0.00	0.00	493.21	3,734.35
10/09/2021	ETHEREUM Unlisted Security Disposal	0.00	278.00	0.00	3,456.35
10/09/2021	ETHEREUM Unlisted Security Disposal	0.00	292.00	0.00	3,164.35
10/09/2021	ETHEREUM Unlisted Security Disposal	0.00	292.23	0.00	2,872.12
10/09/2021	ETHEREUM Unlisted Security Disposal	0.00	294.28	0.00	2,577.84
10/09/2021	ETHEREUM Unlisted Security Disposal	0.00	303.21	0.00	2,274.63
10/09/2021	ETHEREUM Unlisted Security Disposal	0.00	311.65	0.00	1,962.98
10/09/2021	ETHEREUM Unlisted Security Disposal	0.00	323.80	0.00	1,639.18
10/09/2021	ETHEREUM Unlisted Security Disposal	0.00	330.28	0.00	1,308.90
10/09/2021	ETHEREUM Unlisted Security Disposal	0.00	349.63	0.00	959.27
10/09/2021	ETHEREUM Unlisted Security Disposal	0.00	383.48	0.00	575.79
10/09/2021	ETHEREUM Unlisted Security Disposal	0.00	435.58	0.00	140.21
10/09/2021	ETHEREUM Unlisted Security Disposal	0.00	493.21	0.00	353.00
25/09/2021	ETHEREUM Unlisted Security Disposal	0.00	0.00	0.00	353.00
25/09/2021	ETHEREUM Unlisted Security Disposal	0.00	0.00	0.00	353.00
25/09/2021	ETHEREUM Unlisted Security Disposal	0.00	0.00	4.64	348.36
25/09/2021	ETHEREUM Unlisted Security Disposal	0.00	0.00	22.75	325.61
25/09/2021	ETHEREUM Unlisted Security Disposal	0.00	0.00	26.66	298.95
25/09/2021	ETHEREUM Unlisted Security Disposal	0.00	0.00	120.99	177.96

Date	Description	Quantity	Debits	Credits	Balance
25/09/2021	ETHEREUM Unlisted Security Disposal	0.00	0.00	122.59	55.37
25/09/2021	ETHEREUM Unlisted Security Disposal	0.00	0.00	162.68	107.31
25/09/2021	ETHEREUM Unlisted Security Disposal	0.00	0.00	5,932.96	6,040.27
25/09/2021	ETHEREUM Unlisted Security Disposal	0.00	0.00	9,961.80	16,002.07
25/09/2021	ETHEREUM Unlisted Security Disposal	0.00	4.64	0.00	15,997.43
25/09/2021	ETHEREUM Unlisted Security Disposal	0.00	22.75	0.00	15,974.68
25/09/2021	ETHEREUM Unlisted Security Disposal	0.00	26.66	0.00	15,948.02
25/09/2021	ETHEREUM Unlisted Security Disposal	0.00	35.54	0.00	15,912.48
25/09/2021	ETHEREUM Unlisted Security Disposal	0.00	54.67	0.00	15,857.81
25/09/2021	ETHEREUM Unlisted Security Disposal	0.00	120.99	0.00	15,736.82
25/09/2021	ETHEREUM Unlisted Security Disposal	0.00	122.59	0.00	15,614.23
25/09/2021	ETHEREUM Unlisted Security Disposal	0.00	162.68	0.00	15,451.55
25/09/2021	ETHEREUM Unlisted Security Disposal	0.00	5,932.96	0.00	9,518.59
25/09/2021	ETHEREUM Unlisted Security Disposal	0.00	9,961.80	0.00	443.21
28/09/2021	ETHEREUM Unlisted Security Disposal	0.00	0.00	2,603.01	2,159.80
28/09/2021	ETHEREUM Unlisted Security Disposal	0.00	0.00	4,339.87	6,499.67
28/09/2021	ETHEREUM Unlisted Security Disposal	0.00	2,603.01	0.00	3,896.66
28/09/2021	ETHEREUM Unlisted Security Disposal	0.00	4,339.87	0.00	443.21
06/10/2021	ETHEREUM Unlisted Security Disposal	0.00	0.00	4,776.71	4,333.50
06/10/2021	ETHEREUM Unlisted Security Disposal	0.00	4,776.71	0.00	443.21

Date	Description	Quantity	Debits	Credits	Balance
12/10/2021	ETHEREUM Unlisted Security Disposal	0.00	0.00	27.98	415.23
12/10/2021	ETHEREUM Unlisted Security Disposal	0.00	27.98	0.00	443.21
12/10/2021	ETHEREUM Unlisted Security Disposal	0.00	132.46	0.00	575.67
13/10/2021	ETHEREUM Unlisted Security Disposal	0.00	0.00	24.59	551.08
13/10/2021	ETHEREUM Unlisted Security Disposal	0.00	0.00	4,786.28	4,235.20
13/10/2021	ETHEREUM Unlisted Security Disposal	0.00	24.59	0.00	4,210.61
13/10/2021	ETHEREUM Unlisted Security Disposal	0.00	4,786.28	0.00	575.67
15/10/2021	ETHEREUM Unlisted Security Disposal	0.00	137.69	0.00	713.36
15/10/2021	ETHEREUM Unlisted Security Disposal	0.00	180.95	0.00	894.31
16/10/2021	ETHEREUM Unlisted Security Disposal	0.00	12.46	0.00	906.77
16/10/2021	ETHEREUM Unlisted Security Disposal	0.00	97.91	0.00	1,004.68
16/10/2021	ETHEREUM Unlisted Security Disposal	0.00	98.61	0.00	1,103.29
17/10/2021	ETHEREUM Unlisted Security Disposal	0.00	0.00	22.11	1,081.18
17/10/2021	ETHEREUM Unlisted Security Disposal	0.00	22.11	0.00	1,103.29
18/10/2021	ETHEREUM Unlisted Security Disposal	0.00	0.00	14.54	1,088.75
18/10/2021	ETHEREUM Unlisted Security Disposal	0.00	0.00	22.68	1,066.07
18/10/2021	ETHEREUM Unlisted Security Disposal	0.00	0.00	41.68	1,024.39
18/10/2021	ETHEREUM Unlisted Security Disposal	0.00	0.00	52.31	972.08
18/10/2021	ETHEREUM Unlisted Security Disposal	0.00	0.00	506.92	465.16
18/10/2021	ETHEREUM Unlisted Security Disposal	0.00	0.00	3,859.70	3,394.54

Date	Description	Quantity	Debits	Credits	Balance
18/10/2021	ETHEREUM Unlisted Security Disposal	0.00	0.00	5,266.37	8,660.91
18/10/2021	ETHEREUM Unlisted Security Disposal	0.00	0.00	6,287.29	14,948.20
18/10/2021	ETHEREUM Unlisted Security Disposal	0.00	14.54	0.00	14,933.66
18/10/2021	ETHEREUM Unlisted Security Disposal	0.00	22.68	0.00	14,910.98
18/10/2021	ETHEREUM Unlisted Security Disposal	0.00	41.68	0.00	14,869.30
18/10/2021	ETHEREUM Unlisted Security Disposal	0.00	52.31	0.00	14,816.99
18/10/2021	ETHEREUM Unlisted Security Disposal	0.00	506.92	0.00	14,310.07
18/10/2021	ETHEREUM Unlisted Security Disposal	0.00	3,859.70	0.00	10,450.37
18/10/2021	ETHEREUM Unlisted Security Disposal	0.00	5,266.37	0.00	5,184.00
18/10/2021	ETHEREUM Unlisted Security Disposal	0.00	6,287.29	0.00	1,103.29
19/10/2021	ETHEREUM Unlisted Security Disposal	0.00	0.00	9,910.73	8,807.44
19/10/2021	ETHEREUM Unlisted Security Disposal	0.00	7.20	0.00	8,800.24
19/10/2021	ETHEREUM Unlisted Security Disposal	0.00	9,910.73	0.00	1,110.49
20/10/2021	ETHEREUM Unlisted Security Disposal	0.00	0.00	587.02	523.47
20/10/2021	ETHEREUM Unlisted Security Disposal	0.00	0.00	1,109.99	586.52
20/10/2021	ETHEREUM Unlisted Security Disposal	0.00	587.02	0.00	0.50
20/10/2021	ETHEREUM Unlisted Security Disposal	0.00	1,109.99	0.00	1,110.49
23/10/2021	ETHEREUM Unlisted Security Disposal	0.00	0.00	671.64	438.85
23/10/2021	ETHEREUM Unlisted Security Disposal	0.00	671.64	0.00	1,110.49
26/10/2021	ETHEREUM Unlisted Security Disposal	0.00	0.00	103.39	1,007.10

Date	Description	Quantity	Debits	Credits	Balance
26/10/2021	ETHEREUM Unlisted Security Disposal	0.00	0.00	629.85	377.25
26/10/2021	ETHEREUM Unlisted Security Disposal	0.00	0.00	1,231.00	853.75
26/10/2021	ETHEREUM Unlisted Security Disposal	0.00	103.39	0.00	750.36
26/10/2021	ETHEREUM Unlisted Security Disposal	0.00	629.85	0.00	120.51
26/10/2021	ETHEREUM Unlisted Security Disposal	0.00	1,231.00	0.00	1,110.49
28/10/2021	ETHEREUM Unlisted Security Disposal	0.00	0.00	749.95	360.54
28/10/2021	ETHEREUM Unlisted Security Disposal	0.00	749.95	0.00	1,110.49
31/10/2021	ETHEREUM Unlisted Security Disposal	0.00	0.00	421.25	689.24
31/10/2021	ETHEREUM Unlisted Security Disposal	0.00	421.25	0.00	1,110.49
15/11/2021	ETHEREUM Unlisted Security Disposal	0.00	0.00	29.55	1,080.94
15/11/2021	ETHEREUM Unlisted Security Disposal	0.00	29.55	0.00	1,110.49
16/11/2021	ETHEREUM Unlisted Security Disposal	0.00	0.00	0.00	1,110.49
16/11/2021	ETHEREUM Unlisted Security Disposal	0.00	0.00	0.00	1,110.49
16/11/2021	ETHEREUM Unlisted Security Disposal	0.00	0.00	0.00	1,110.49
16/11/2021	ETHEREUM Unlisted Security Disposal	0.00	0.00	0.00	1,110.49
16/11/2021	ETHEREUM Unlisted Security Disposal	0.00	0.00	0.00	1,110.49
16/11/2021	ETHEREUM Unlisted Security Disposal	0.00	0.00	0.00	1,110.49
16/11/2021	ETHEREUM Unlisted Security Disposal	0.00	0.00	0.00	1,110.49
16/11/2021	ETHEREUM Unlisted Security Disposal	0.00	0.00	0.00	1,110.49
16/11/2021	ETHEREUM Unlisted Security Disposal	0.00	181.89	0.00	1,292.38

Date	Description	Quantity	Debits	Credits	Balance
17/11/2021	ETHEREUM Unlisted Security Disposal	0.00	0.00	16.19	1,276.19
17/11/2021	ETHEREUM Unlisted Security Disposal	0.00	16.19	0.00	1,292.38
18/11/2021	ETHEREUM Unlisted Security Disposal	0.00	0.00	147.98	1,144.40
18/11/2021	ETHEREUM Unlisted Security Disposal	0.00	147.98	0.00	1,292.38
19/11/2021	ETHEREUM Unlisted Security Disposal	0.00	0.00	0.00	1,292.38
19/11/2021	ETHEREUM Unlisted Security Disposal	0.00	154.50	0.00	1,446.88
03/12/2021	ETHEREUM Unlisted Security Disposal	0.00	0.00	129.34	1,317.54
03/12/2021	ETHEREUM Unlisted Security Disposal	0.00	0.00	403.11	914.43
03/12/2021	ETHEREUM Unlisted Security Disposal	0.00	0.00	765.07	149.36
03/12/2021	ETHEREUM Unlisted Security Disposal	0.00	0.00	879.50	730.14
03/12/2021	ETHEREUM Unlisted Security Disposal	0.00	0.00	1,017.41	1,747.55
03/12/2021	ETHEREUM Unlisted Security Disposal	0.00	0.00	6,153.06	7,900.61
03/12/2021	ETHEREUM Unlisted Security Disposal	0.00	129.34	0.00	7,771.27
03/12/2021	ETHEREUM Unlisted Security Disposal	0.00	403.11	0.00	7,368.16
03/12/2021	ETHEREUM Unlisted Security Disposal	0.00	765.07	0.00	6,603.09
03/12/2021	ETHEREUM Unlisted Security Disposal	0.00	879.50	0.00	5,723.59
03/12/2021	ETHEREUM Unlisted Security Disposal	0.00	1,017.41	0.00	4,706.18
03/12/2021	ETHEREUM Unlisted Security Disposal	0.00	6,153.06	0.00	1,446.88
11/12/2021	ETHEREUM Unlisted Security Disposal	0.00	0.00	15.88	1,431.00
11/12/2021	ETHEREUM Unlisted Security Disposal	0.00	15.88	0.00	1,446.88

Date	Description	Quantity	Debits	Credits	Balance
17/12/2021	ETHEREUM Unlisted Security Disposal	0.00	0.00	116.44	1,330.44
17/12/2021	ETHEREUM Unlisted Security Disposal	0.00	0.00	134.53	1,195.91
17/12/2021	ETHEREUM Unlisted Security Disposal	0.00	116.44	0.00	1,312.35
17/12/2021	ETHEREUM Unlisted Security Disposal	0.00	134.53	0.00	1,446.88
27/12/2021	ETHEREUM Unlisted Security Disposal	0.00	110.99	0.00	1,557.87
30/12/2021	ETHEREUM Unlisted Security Disposal	0.00	0.00	3,126.05	1,568.18
30/12/2021	ETHEREUM Unlisted Security Disposal	0.00	0.00	4,818.55	6,386.73
30/12/2021	ETHEREUM Unlisted Security Disposal	0.00	0.00	7,883.41	14,270.14
30/12/2021	ETHEREUM Unlisted Security Disposal	0.00	3,126.05	0.00	11,144.09
30/12/2021	ETHEREUM Unlisted Security Disposal	0.00	4,818.55	0.00	6,325.54
30/12/2021	ETHEREUM Unlisted Security Disposal	0.00	7,883.41	0.00	1,557.87
03/01/2022	ETHEREUM Unlisted Security Disposal	0.00	0.00	0.00	1,557.87
03/01/2022	ETHEREUM Unlisted Security Disposal	0.00	0.00	102.77	1,455.10
03/01/2022	ETHEREUM Unlisted Security Disposal	0.00	84.61	0.00	1,539.71
03/01/2022	ETHEREUM Unlisted Security Disposal	0.00	102.77	0.00	1,642.48
08/01/2022	ETHEREUM Unlisted Security Disposal	0.00	0.00	25.64	1,616.84
08/01/2022	ETHEREUM Unlisted Security Disposal	0.00	0.00	28.69	1,588.15
08/01/2022	ETHEREUM Unlisted Security Disposal	0.00	0.00	29.65	1,558.50
08/01/2022	ETHEREUM Unlisted Security Disposal	0.00	0.00	32.31	1,526.19
08/01/2022	ETHEREUM Unlisted Security Disposal	0.00	0.00	34.63	1,491.56



Date	Description	Quantity	Debits	Credits	Balance
08/01/2022	ETHEREUM Unlisted Security Disposal	0.00	0.00	8,889.22	7,397.66
08/01/2022	ETHEREUM Unlisted Security Disposal	0.00	0.00	9,152.62	16,550.28
08/01/2022	ETHEREUM Unlisted Security Disposal	0.00	25.64	0.00	16,524.64
08/01/2022	ETHEREUM Unlisted Security Disposal	0.00	28.69	0.00	16,495.95
08/01/2022	ETHEREUM Unlisted Security Disposal	0.00	29.65	0.00	16,466.30
08/01/2022	ETHEREUM Unlisted Security Disposal	0.00	32.31	0.00	16,433.99
08/01/2022	ETHEREUM Unlisted Security Disposal	0.00	34.63	0.00	16,399.36
08/01/2022	ETHEREUM Unlisted Security Disposal	0.00	8,889.22	0.00	7,510.14
08/01/2022	ETHEREUM Unlisted Security Disposal	0.00	9,152.62	0.00	1,642.48
11/01/2022	ETHEREUM Unlisted Security Disposal	0.00	0.00	13,040.28	11,397.80
11/01/2022	ETHEREUM Unlisted Security Disposal	0.00	106.33	0.00	11,291.47
11/01/2022	ETHEREUM Unlisted Security Disposal	0.00	13,040.28	0.00	1,748.81
14/01/2022	ETHEREUM Unlisted Security Disposal	0.00	0.00	1,477.70	271.11
14/01/2022	ETHEREUM Unlisted Security Disposal	0.00	1,477.70	0.00	1,748.81
31/01/2022	ETHEREUM Unlisted Security Disposal	0.00	0.00	32.63	1,716.18
31/01/2022	ETHEREUM Unlisted Security Disposal	0.00	0.00	47.44	1,668.74
31/01/2022	ETHEREUM Unlisted Security Disposal	0.00	0.00	64.86	1,603.88
31/01/2022	ETHEREUM Unlisted Security Disposal	0.00	0.00	77.55	1,526.33
31/01/2022	ETHEREUM Unlisted Security Disposal	0.00	0.00	88.77	1,437.56
31/01/2022	ETHEREUM Unlisted Security Disposal	0.00	0.00	271.15	1,166.41

Date	Description	Quantity	Debits	Credits	Balance
31/01/2022	ETHEREUM Unlisted Security Disposal	0.00	0.00	416.30	750.11
31/01/2022	ETHEREUM Unlisted Security Disposal	0.00	0.00	1,640.65	890.54
31/01/2022	ETHEREUM Unlisted Security Disposal	0.00	0.00	9,178.56	10,069.10
31/01/2022	ETHEREUM Unlisted Security Disposal	0.00	32.63	0.00	10,036.47
31/01/2022	ETHEREUM Unlisted Security Disposal	0.00	40.58	0.00	9,995.89
31/01/2022	ETHEREUM Unlisted Security Disposal	0.00	47.44	0.00	9,948.45
31/01/2022	ETHEREUM Unlisted Security Disposal	0.00	64.86	0.00	9,883.59
31/01/2022	ETHEREUM Unlisted Security Disposal	0.00	77.55	0.00	9,806.04
31/01/2022	ETHEREUM Unlisted Security Disposal	0.00	88.77	0.00	9,717.27
31/01/2022	ETHEREUM Unlisted Security Disposal	0.00	271.15	0.00	9,446.12
31/01/2022	ETHEREUM Unlisted Security Disposal	0.00	416.30	0.00	9,029.82
31/01/2022	ETHEREUM Unlisted Security Disposal	0.00	1,640.65	0.00	7,389.17
31/01/2022	ETHEREUM Unlisted Security Disposal	0.00	9,178.56	0.00	1,789.39
04/02/2022	ETHEREUM Unlisted Security Disposal	0.00	0.00	1,294.22	495.17
04/02/2022	ETHEREUM Unlisted Security Disposal	0.00	1,294.22	0.00	1,789.39
15/02/2022	ETHEREUM Unlisted Security Disposal	0.00	26.60	0.00	1,815.99
15/02/2022	ETHEREUM Unlisted Security Disposal	0.00	50.35	0.00	1,866.34
16/02/2022	ETHEREUM Unlisted Security Disposal	0.00	0.00	0.00	1,866.34
16/02/2022	ETHEREUM Unlisted Security Disposal	0.00	0.00	0.00	1,866.34
16/02/2022	ETHEREUM Unlisted Security Disposal	0.00	0.00	0.00	1,866.34

Date	Description	Quantity	Debits	Credits	Balance
16/02/2022	ETHEREUM Unlisted Security Disposal	0.00	0.00	0.00	1,866.34
16/02/2022	ETHEREUM Unlisted Security Disposal	0.00	0.00	0.00	1,866.34
16/02/2022	ETHEREUM Unlisted Security Disposal	0.00	0.00	0.00	1,866.34
16/02/2022	ETHEREUM Unlisted Security Disposal	0.00	0.00	23.86	1,842.48
16/02/2022	ETHEREUM Unlisted Security Disposal	0.00	0.00	14,166.69	12,324.21
16/02/2022	ETHEREUM Unlisted Security Disposal	0.00	23.86	0.00	12,300.35
16/02/2022	ETHEREUM Unlisted Security Disposal	0.00	129.87	0.00	12,170.48
16/02/2022	ETHEREUM Unlisted Security Disposal	0.00	14,166.69	0.00	1,996.21
26/02/2022	ETHEREUM Unlisted Security Disposal	0.00	0.00	14.41	1,981.80
26/02/2022	ETHEREUM Unlisted Security Disposal	0.00	14.41	0.00	1,996.21
05/03/2022	ETHEREUM Unlisted Security Disposal	0.00	0.00	0.00	1,996.21
05/03/2022	ETHEREUM Unlisted Security Disposal	0.00	0.00	188.90	1,807.31
05/03/2022	ETHEREUM Unlisted Security Disposal	0.00	0.00	1,935.27	127.96
05/03/2022	ETHEREUM Unlisted Security Disposal	0.00	30.97	0.00	96.99
05/03/2022	ETHEREUM Unlisted Security Disposal	0.00	188.90	0.00	91.91
05/03/2022	ETHEREUM Unlisted Security Disposal	0.00	1,935.27	0.00	2,027.18
07/03/2022	ETHEREUM Unlisted Security Disposal	0.00	0.00	0.00	2,027.18
07/03/2022	ETHEREUM Unlisted Security Disposal	0.00	0.00	20.47	2,006.71
07/03/2022	ETHEREUM Unlisted Security Disposal	0.00	0.00	361.81	1,644.90
07/03/2022	ETHEREUM Unlisted Security Disposal	0.00	0.00	1,812.56	167.66

Date	Description	Quantity	Debits	Credits	Balance
07/03/2022	ETHEREUM Unlisted Security Disposal	0.00	0.00	2,242.14	2,409.80
07/03/2022	ETHEREUM Unlisted Security Disposal	0.00	0.00	2,789.30	5,199.10
07/03/2022	ETHEREUM Unlisted Security Disposal	0.00	20.47	0.00	5,178.63
07/03/2022	ETHEREUM Unlisted Security Disposal	0.00	32.78	0.00	5,145.85
07/03/2022	ETHEREUM Unlisted Security Disposal	0.00	361.81	0.00	4,784.04
07/03/2022	ETHEREUM Unlisted Security Disposal	0.00	1,812.56	0.00	2,971.48
07/03/2022	ETHEREUM Unlisted Security Disposal	0.00	2,242.14	0.00	729.34
07/03/2022	ETHEREUM Unlisted Security Disposal	0.00	2,789.30	0.00	2,059.96
14/04/2022	ETHEREUM Unlisted Security Disposal	0.00	0.00	0.00	2,059.96
14/04/2022	ETHEREUM Unlisted Security Disposal	0.00	0.00	4.33	2,055.63
14/04/2022	ETHEREUM Unlisted Security Disposal	0.00	4.33	0.00	2,059.96
14/04/2022	ETHEREUM Unlisted Security Disposal	0.00	16.18	0.00	2,076.14
04/05/2022	ETHEREUM Unlisted Security Disposal	0.00	0.00	0.00	2,076.14
04/05/2022	ETHEREUM Unlisted Security Disposal	0.00	0.00	0.00	2,076.14
04/05/2022	ETHEREUM Unlisted Security Disposal	0.00	0.00	0.00	2,076.14
04/05/2022	ETHEREUM Unlisted Security Disposal	0.00	0.00	0.00	2,076.14
04/05/2022	ETHEREUM Unlisted Security Disposal	0.00	0.00	0.00	2,076.14
04/05/2022	ETHEREUM Unlisted Security Disposal	0.00	0.00	0.00	2,076.14
04/05/2022	ETHEREUM Unlisted Security Disposal	0.00	0.00	0.00	2,076.14
04/05/2022	ETHEREUM Unlisted Security Disposal	0.00	0.00	5.97	2,070.17

Date	Description	Quantity	Debits	Credits	Balance
04/05/2022	ETHEREUM Unlisted Security Disposal	0.00	0.00	6.62	2,063.55
04/05/2022	ETHEREUM Unlisted Security Disposal	0.00	0.00	7.36	2,056.19
04/05/2022	ETHEREUM Unlisted Security Disposal	0.00	0.00	7.42	2,048.77
04/05/2022	ETHEREUM Unlisted Security Disposal	0.00	0.00	8.52	2,040.25
04/05/2022	ETHEREUM Unlisted Security Disposal	0.00	0.00	220.93	1,819.32
04/05/2022	ETHEREUM Unlisted Security Disposal	0.00	0.00	252.54	1,566.78
04/05/2022	ETHEREUM Unlisted Security Disposal	0.00	0.00	270.72	1,296.06
04/05/2022	ETHEREUM Unlisted Security Disposal	0.00	0.00	1,919.40	623.34
04/05/2022	ETHEREUM Unlisted Security Disposal	0.00	0.00	4,418.02	5,041.36
04/05/2022	ETHEREUM Unlisted Security Disposal	0.00	0.00	5,293.09	10,334.45
04/05/2022	ETHEREUM Unlisted Security Disposal	0.00	0.00	5,461.56	15,796.01
04/05/2022	ETHEREUM Unlisted Security Disposal	0.00	5.97	0.00	15,790.04
04/05/2022	ETHEREUM Unlisted Security Disposal	0.00	6.62	0.00	15,783.42
04/05/2022	ETHEREUM Unlisted Security Disposal	0.00	7.36	0.00	15,776.06
04/05/2022	ETHEREUM Unlisted Security Disposal	0.00	7.42	0.00	15,768.64
04/05/2022	ETHEREUM Unlisted Security Disposal	0.00	8.52	0.00	15,760.12
04/05/2022	ETHEREUM Unlisted Security Disposal	0.00	10.92	0.00	15,749.20
04/05/2022	ETHEREUM Unlisted Security Disposal	0.00	27.76	0.00	15,721.44
04/05/2022	ETHEREUM Unlisted Security Disposal	0.00	34.07	0.00	15,687.37
04/05/2022	ETHEREUM Unlisted Security Disposal	0.00	34.91	0.00	15,652.46

Date	Description	Quantity	Debits	Credits	Balance
04/05/2022	ETHEREUM Unlisted Security Disposal	0.00	43.56	0.00	15,608.90
04/05/2022	ETHEREUM Unlisted Security Disposal	0.00	72.96	0.00	15,535.94
04/05/2022	ETHEREUM Unlisted Security Disposal	0.00	83.85	0.00	15,452.09
04/05/2022	ETHEREUM Unlisted Security Disposal	0.00	220.93	0.00	15,231.16
04/05/2022	ETHEREUM Unlisted Security Disposal	0.00	252.54	0.00	14,978.62
04/05/2022	ETHEREUM Unlisted Security Disposal	0.00	270.72	0.00	14,707.90
04/05/2022	ETHEREUM Unlisted Security Disposal	0.00	1,919.40	0.00	12,788.50
04/05/2022	ETHEREUM Unlisted Security Disposal	0.00	4,418.02	0.00	8,370.48
04/05/2022	ETHEREUM Unlisted Security Disposal	0.00	5,293.09	0.00	3,077.39
04/05/2022	ETHEREUM Unlisted Security Disposal	0.00	5,461.56	0.00	2,384.17
06/05/2022	ETHEREUM Unlisted Security Disposal	0.00	0.00	47.15	2,337.02
06/05/2022	ETHEREUM Unlisted Security Disposal	0.00	0.00	55.16	2,281.86
06/05/2022	ETHEREUM Unlisted Security Disposal	0.00	0.00	90.92	2,190.94
06/05/2022	ETHEREUM Unlisted Security Disposal	0.00	0.00	98.55	2,092.39
06/05/2022	ETHEREUM Unlisted Security Disposal	0.00	0.00	108.89	1,983.50
06/05/2022	ETHEREUM Unlisted Security Disposal	0.00	0.00	165.20	1,818.30
06/05/2022	ETHEREUM Unlisted Security Disposal	0.00	0.00	169.66	1,648.64
06/05/2022	ETHEREUM Unlisted Security Disposal	0.00	0.00	169.90	1,478.74
06/05/2022	ETHEREUM Unlisted Security Disposal	0.00	0.00	171.47	1,307.27
06/05/2022	ETHEREUM Unlisted Security Disposal	0.00	0.00	181.82	1,125.45

Date	Description	Quantity	Debits	Credits	Balance
06/05/2022	ETHEREUM Unlisted Security Disposal	0.00	0.00	187.19	938.26
06/05/2022	ETHEREUM Unlisted Security Disposal	0.00	0.00	216.87	721.39
06/05/2022	ETHEREUM Unlisted Security Disposal	0.00	0.00	233.42	487.97
06/05/2022	ETHEREUM Unlisted Security Disposal	0.00	0.00	249.76	238.21
06/05/2022	ETHEREUM Unlisted Security Disposal	0.00	0.00	4,023.29	3,785.08
06/05/2022	ETHEREUM Unlisted Security Disposal	0.00	0.00	4,888.92	8,674.00
06/05/2022	ETHEREUM Unlisted Security Disposal	0.00	0.00	6,845.20	15,519.20
06/05/2022	ETHEREUM Unlisted Security Disposal	0.00	26.03	0.00	15,493.17
06/05/2022	ETHEREUM Unlisted Security Disposal	0.00	30.51	0.00	15,462.66
06/05/2022	ETHEREUM Unlisted Security Disposal	0.00	36.59	0.00	15,426.07
06/05/2022	ETHEREUM Unlisted Security Disposal	0.00	38.09	0.00	15,387.98
06/05/2022	ETHEREUM Unlisted Security Disposal	0.00	47.15	0.00	15,340.83
06/05/2022	ETHEREUM Unlisted Security Disposal	0.00	55.16	0.00	15,285.67
06/05/2022	ETHEREUM Unlisted Security Disposal	0.00	90.92	0.00	15,194.75
06/05/2022	ETHEREUM Unlisted Security Disposal	0.00	98.55	0.00	15,096.20
06/05/2022	ETHEREUM Unlisted Security Disposal	0.00	108.89	0.00	14,987.31
06/05/2022	ETHEREUM Unlisted Security Disposal	0.00	165.20	0.00	14,822.11
06/05/2022	ETHEREUM Unlisted Security Disposal	0.00	169.66	0.00	14,652.45
06/05/2022	ETHEREUM Unlisted Security Disposal	0.00	169.90	0.00	14,482.55
06/05/2022	ETHEREUM Unlisted Security Disposal	0.00	171.47	0.00	14,311.08

Date	Description	Quantity	Debits	Credits	Balance
06/05/2022	ETHEREUM Unlisted Security Disposal	0.00	181.82	0.00	14,129.26
06/05/2022	ETHEREUM Unlisted Security Disposal	0.00	187.19	0.00	13,942.07
06/05/2022	ETHEREUM Unlisted Security Disposal	0.00	216.87	0.00	13,725.20
06/05/2022	ETHEREUM Unlisted Security Disposal	0.00	233.42	0.00	13,491.78
06/05/2022	ETHEREUM Unlisted Security Disposal	0.00	249.76	0.00	13,242.02
06/05/2022	ETHEREUM Unlisted Security Disposal	0.00	4,023.29	0.00	9,218.73
06/05/2022	ETHEREUM Unlisted Security Disposal	0.00	4,888.92	0.00	4,329.81
06/05/2022	ETHEREUM Unlisted Security Disposal	0.00	6,845.20	0.00	2,515.39
10/05/2022	ETHEREUM Unlisted Security Disposal	0.00	0.00	572.44	1,942.95
10/05/2022	ETHEREUM Unlisted Security Disposal	0.00	0.00	802.78	1,140.17
10/05/2022	ETHEREUM Unlisted Security Disposal	0.00	0.00	1,265.26	125.09
10/05/2022	ETHEREUM Unlisted Security Disposal	0.00	0.00	2,653.98	2,779.07
10/05/2022	ETHEREUM Unlisted Security Disposal	0.00	0.00	13,119.75	15,898.82
10/05/2022	ETHEREUM Unlisted Security Disposal	0.00	572.44	0.00	15,326.38
10/05/2022	ETHEREUM Unlisted Security Disposal	0.00	802.78	0.00	14,523.60
10/05/2022	ETHEREUM Unlisted Security Disposal	0.00	1,265.26	0.00	13,258.34
10/05/2022	ETHEREUM Unlisted Security Disposal	0.00	2,653.98	0.00	10,604.36
10/05/2022	ETHEREUM Unlisted Security Disposal	0.00	13,119.75	0.00	2,515.39
11/05/2022	ETHEREUM Unlisted Security Disposal	0.00	0.00	72.00	2,443.39
11/05/2022	ETHEREUM Unlisted Security Disposal	0.00	0.00	99.17	2,344.22



Date	Description	Quantity	Debits	Credits	Balance
11/05/2022	ETHEREUM Unlisted Security Disposal	0.00	0.00	357.19	1,987.03
11/05/2022	ETHEREUM Unlisted Security Disposal	0.00	72.00	0.00	2,059.03
11/05/2022	ETHEREUM Unlisted Security Disposal	0.00	99.17	0.00	2,158.20
11/05/2022	ETHEREUM Unlisted Security Disposal	0.00	357.19	0.00	2,515.39
12/05/2022	ETHEREUM Unlisted Security Disposal	0.00	0.00	0.00	2,515.39
12/05/2022	ETHEREUM Unlisted Security Disposal	0.00	0.00	0.00	2,515.39
12/05/2022	ETHEREUM Unlisted Security Disposal	0.00	0.00	0.00	2,515.39
12/05/2022	ETHEREUM Unlisted Security Disposal	0.00	0.00	0.00	2,515.39
12/05/2022	ETHEREUM Unlisted Security Disposal	0.00	0.00	0.00	2,515.39
12/05/2022	ETHEREUM Unlisted Security Disposal	0.00	0.00	0.00	2,515.39
12/05/2022	ETHEREUM Unlisted Security Disposal	0.00	0.00	0.00	2,515.39
12/05/2022	ETHEREUM Unlisted Security Disposal	0.00	0.00	0.00	2,515.39
12/05/2022	ETHEREUM Unlisted Security Disposal	0.00	0.00	0.00	2,515.39
12/05/2022	ETHEREUM Unlisted Security Disposal	0.00	0.00	0.00	2,515.39
12/05/2022	ETHEREUM Unlisted Security Disposal	0.00	0.00	0.00	2,515.39
12/05/2022	ETHEREUM Unlisted Security Disposal	0.00	0.00	18.30	2,497.09
12/05/2022	ETHEREUM Unlisted Security Disposal	0.00	0.00	34.79	2,462.30
12/05/2022	ETHEREUM Unlisted Security Disposal	0.00	0.00	52.13	2,410.17
12/05/2022	ETHEREUM Unlisted Security Disposal	0.00	0.00	101.14	2,309.03
12/05/2022	ETHEREUM Unlisted Security Disposal	0.00	0.00	124.01	2,185.02
12/05/2022	ETHEREUM Unlisted Security Disposal	0.00	0.00	162.27	2,022.75

Date	Description	Quantity	Debits	Credits	Balance
12/05/2022	ETHEREUM Unlisted Security Disposal	0.00	0.00	198.98	1,823.77
12/05/2022	ETHEREUM Unlisted Security Disposal	0.00	0.00	244.53	1,579.24
12/05/2022	ETHEREUM Unlisted Security Disposal	0.00	0.00	261.03	1,318.21
12/05/2022	ETHEREUM Unlisted Security Disposal	0.00	0.00	270.26	1,047.95
12/05/2022	ETHEREUM Unlisted Security Disposal	0.00	0.00	271.00	776.95
12/05/2022	ETHEREUM Unlisted Security Disposal	0.00	0.00	292.10	484.85
12/05/2022	ETHEREUM Unlisted Security Disposal	0.00	0.00	1,386.67	901.82
12/05/2022	ETHEREUM Unlisted Security Disposal	0.00	0.00	2,450.21	3,352.03
12/05/2022	ETHEREUM Unlisted Security Disposal	0.00	0.00	2,930.67	6,282.70
12/05/2022	ETHEREUM Unlisted Security Disposal	0.00	0.00	8,465.74	14,748.44
12/05/2022	ETHEREUM Unlisted Security Disposal	0.00	17.11	0.00	14,731.33
12/05/2022	ETHEREUM Unlisted Security Disposal	0.00	18.30	0.00	14,713.03
12/05/2022	ETHEREUM Unlisted Security Disposal	0.00	34.79	0.00	14,678.24
12/05/2022	ETHEREUM Unlisted Security Disposal	0.00	37.73	0.00	14,640.51
12/05/2022	ETHEREUM Unlisted Security Disposal	0.00	38.82	0.00	14,601.69
12/05/2022	ETHEREUM Unlisted Security Disposal	0.00	45.05	0.00	14,556.64
12/05/2022	ETHEREUM Unlisted Security Disposal	0.00	51.44	0.00	14,505.20
12/05/2022	ETHEREUM Unlisted Security Disposal	0.00	52.13	0.00	14,453.07
12/05/2022	ETHEREUM Unlisted Security Disposal	0.00	56.80	0.00	14,396.27
12/05/2022	ETHEREUM Unlisted Security Disposal	0.00	101.14	0.00	14,295.13

Date	Description	Quantity	Debits	Credits	Balance
12/05/2022	ETHEREUM Unlisted Security Disposal	0.00	124.01	0.00	14,171.12
12/05/2022	ETHEREUM Unlisted Security Disposal	0.00	162.27	0.00	14,008.85
12/05/2022	ETHEREUM Unlisted Security Disposal	0.00	198.98	0.00	13,809.87
12/05/2022	ETHEREUM Unlisted Security Disposal	0.00	244.53	0.00	13,565.34
12/05/2022	ETHEREUM Unlisted Security Disposal	0.00	261.03	0.00	13,304.31
12/05/2022	ETHEREUM Unlisted Security Disposal	0.00	270.26	0.00	13,034.05
12/05/2022	ETHEREUM Unlisted Security Disposal	0.00	271.00	0.00	12,763.05
12/05/2022	ETHEREUM Unlisted Security Disposal	0.00	292.10	0.00	12,470.95
12/05/2022	ETHEREUM Unlisted Security Disposal	0.00	1,386.67	0.00	11,084.28
12/05/2022	ETHEREUM Unlisted Security Disposal	0.00	2,450.21	0.00	8,634.07
12/05/2022	ETHEREUM Unlisted Security Disposal	0.00	2,930.67	0.00	5,703.40
12/05/2022	ETHEREUM Unlisted Security Disposal	0.00	8,465.74	0.00	2,762.34
15/06/2022	ETHEREUM Unlisted Security Disposal	0.00	0.00	0.00	2,762.34
15/06/2022	ETHEREUM Unlisted Security Disposal	0.00	0.00	0.00	2,762.34
15/06/2022	ETHEREUM Unlisted Security Disposal	0.00	0.00	4.66	2,757.68
15/06/2022	ETHEREUM Unlisted Security Disposal	0.00	0.00	5.06	2,752.62
15/06/2022	ETHEREUM Unlisted Security Disposal	0.00	0.00	5.18	2,747.44
15/06/2022	ETHEREUM Unlisted Security Disposal	0.00	0.00	6.40	2,741.04
15/06/2022	ETHEREUM Unlisted Security Disposal	0.00	0.00	631.82	2,109.22
15/06/2022	ETHEREUM Unlisted Security Disposal	0.00	0.00	4,173.89	2,064.67

Date	Description	Quantity	Debits	Credits	Balance
15/06/2022	ETHEREUM Unlisted Security Disposal	0.00	4.66	0.00	2,060.01
15/06/2022	ETHEREUM Unlisted Security Disposal	0.00	5.06	0.00	2,054.95
15/06/2022	ETHEREUM Unlisted Security Disposal	0.00	5.18	0.00	2,049.77
15/06/2022	ETHEREUM Unlisted Security Disposal	0.00	6.40	0.00	2,043.37
15/06/2022	ETHEREUM Unlisted Security Disposal	0.00	18.39	0.00	2,024.98
15/06/2022	ETHEREUM Unlisted Security Disposal	0.00	26.78	0.00	1,998.20
15/06/2022	ETHEREUM Unlisted Security Disposal	0.00	631.82	0.00	1,366.38
15/06/2022	ETHEREUM Unlisted Security Disposal	0.00	4,173.89	0.00	2,807.51
18/06/2022	ETHEREUM Unlisted Security Disposal	0.00	0.00	0.00	2,807.51
18/06/2022	ETHEREUM Unlisted Security Disposal	0.00	8.58	0.00	2,816.09
19/06/2022	ETHEREUM Unlisted Security Disposal	0.00	0.00	2.73	2,813.36
19/06/2022	ETHEREUM Unlisted Security Disposal	0.00	2.73	0.00	2,816.09
20/06/2022	ETHEREUM Unlisted Security Disposal	0.00	0.00	2.64	2,813.45
20/06/2022	ETHEREUM Unlisted Security Disposal	0.00	2.64	0.00	2,816.09
21/06/2022	ETHEREUM Unlisted Security Disposal	0.00	0.00	2.42	2,813.67
21/06/2022	ETHEREUM Unlisted Security Disposal	0.00	2.42	0.00	2,816.09
24/06/2022	ETHEREUM Unlisted Security Disposal	0.00	0.00	1.98	2,814.11
24/06/2022	ETHEREUM Unlisted Security Disposal	0.00	1.98	0.00	2,816.09
30/06/2022	ETHEREUM Unlisted Security Disposal	0.00	0.00	2,816.09	0.00
30/06/2022	Closing Balance	0.00	0.00	0.00	0.00

Date	Description	Quantity	Debits	Credits	Balance
<b>Other Assets - Unsettled Trades / Disposals / Other Assets / FTX Token</b>					
01/07/2021	Opening Balance	0.00	0.00	0.00	0.00
17/07/2021	S FTT	0.00	0.00	143.99	143.99
17/07/2021	S FTT	0.00	143.99	0.00	0.00
30/06/2022	Closing Balance	0.00	0.00	0.00	0.00
<b>Other Assets - Unsettled Trades / Disposals / Other Assets / FUNToken</b>					
01/07/2021	Opening Balance	0.00	0.00	0.00	0.00
06/10/2021	FUN.COIN Unlisted Security Disposal	0.00	0.00	304.09	304.09
06/10/2021	FUN.COIN Unlisted Security Disposal	0.00	0.00	307.59	611.68
06/10/2021	FUN.COIN Unlisted Security Disposal	0.00	0.00	3,216.49	3,828.17
06/10/2021	FUN.COIN Unlisted Security Disposal	0.00	304.09	0.00	3,524.08
06/10/2021	FUN.COIN Unlisted Security Disposal	0.00	307.59	0.00	3,216.49
06/10/2021	FUN.COIN Unlisted Security Disposal	0.00	3,216.49	0.00	0.00
20/10/2021	FUN.COIN Unlisted Security Disposal	0.00	0.00	202.97	202.97
20/10/2021	FUN.COIN Unlisted Security Disposal	0.00	202.97	0.00	0.00
30/06/2022	Closing Balance	0.00	0.00	0.00	0.00
<b>Other Assets - Unsettled Trades / Disposals / Other Assets / Hedera</b>					
01/07/2021	Opening Balance	0.00	0.00	0.00	0.00
17/07/2021	S HBAR	0.00	0.00	254.27	254.27
17/07/2021	S HBAR	0.00	254.27	0.00	0.00

Date	Description	Quantity	Debits	Credits	Balance
30/06/2022	Closing Balance	0.00	0.00	0.00	0.00
<b>Other Assets - Unsettled Trades / Disposals / Other Assets / HEX</b>					
01/07/2021	Opening Balance	0.00	0.00	0.00	0.00
01/07/2021	HEX Unlisted Security Disposal	0.00	0.00	19.44	19.44
01/07/2021	HEX Unlisted Security Disposal	0.00	0.00	166.74	186.18
01/07/2021	HEX Unlisted Security Disposal	0.00	0.00	230.97	417.15
01/07/2021	HEX Unlisted Security Disposal	0.00	0.00	724.30	1,141.45
01/07/2021	HEX Unlisted Security Disposal	0.00	0.00	736.95	1,878.40
01/07/2021	HEX Unlisted Security Disposal	0.00	0.00	758.39	2,636.79
01/07/2021	HEX Unlisted Security Disposal	0.00	0.00	764.58	3,401.37
01/07/2021	HEX Unlisted Security Disposal	0.00	0.00	771.13	4,172.50
01/07/2021	HEX Unlisted Security Disposal	0.00	0.00	799.26	4,971.76
01/07/2021	HEX Unlisted Security Disposal	0.00	0.00	818.42	5,790.18
01/07/2021	HEX Unlisted Security Disposal	0.00	0.00	830.32	6,620.50
01/07/2021	HEX Unlisted Security Disposal	0.00	0.00	843.44	7,463.94
01/07/2021	HEX Unlisted Security Disposal	0.00	0.00	852.10	8,316.04
01/07/2021	HEX Unlisted Security Disposal	0.00	0.00	1,509.19	9,825.23
01/07/2021	HEX Unlisted Security Disposal	0.00	0.00	8,024.46	17,849.69
01/07/2021	HEX Unlisted Security Disposal	0.00	0.00	15,156.91	33,006.60
01/07/2021	HEX Unlisted Security Disposal	0.00	19.44	0.00	32,987.16

Date	Description	Quantity	Debits	Credits	Balance
01/07/2021	HEX Unlisted Security Disposal	0.00	166.74	0.00	32,820.42
01/07/2021	HEX Unlisted Security Disposal	0.00	230.97	0.00	32,589.45
01/07/2021	HEX Unlisted Security Disposal	0.00	724.30	0.00	31,865.15
01/07/2021	HEX Unlisted Security Disposal	0.00	736.95	0.00	31,128.20
01/07/2021	HEX Unlisted Security Disposal	0.00	758.39	0.00	30,369.81
01/07/2021	HEX Unlisted Security Disposal	0.00	764.58	0.00	29,605.23
01/07/2021	HEX Unlisted Security Disposal	0.00	771.13	0.00	28,834.10
01/07/2021	HEX Unlisted Security Disposal	0.00	799.26	0.00	28,034.84
01/07/2021	HEX Unlisted Security Disposal	0.00	818.42	0.00	27,216.42
01/07/2021	HEX Unlisted Security Disposal	0.00	830.32	0.00	26,386.10
01/07/2021	HEX Unlisted Security Disposal	0.00	843.44	0.00	25,542.66
01/07/2021	HEX Unlisted Security Disposal	0.00	852.10	0.00	24,690.56
01/07/2021	HEX Unlisted Security Disposal	0.00	1,509.19	0.00	23,181.37
01/07/2021	HEX Unlisted Security Disposal	0.00	8,024.46	0.00	15,156.91
01/07/2021	HEX Unlisted Security Disposal	0.00	15,156.91	0.00	0.00
16/07/2021	HEX Unlisted Security Disposal	0.00	0.00	232.42	232.42
16/07/2021	HEX Unlisted Security Disposal	0.00	232.42	0.00	0.00
17/07/2021	HEX Unlisted Security Disposal	0.00	0.00	877.48	877.48
17/07/2021	HEX Unlisted Security Disposal	0.00	0.00	1,362.30	2,239.78
17/07/2021	HEX Unlisted Security Disposal	0.00	877.48	0.00	1,362.30

Date	Description	Quantity	Debits	Credits	Balance
17/07/2021	HEX Unlisted Security Disposal	0.00	1,362.30	0.00	0.00
05/08/2021	HEX Unlisted Security Disposal	0.00	0.00	668.32	668.32
05/08/2021	HEX Unlisted Security Disposal	0.00	0.00	15,356.71	16,025.03
05/08/2021	HEX Unlisted Security Disposal	0.00	668.32	0.00	15,356.71
05/08/2021	HEX Unlisted Security Disposal	0.00	15,356.71	0.00	0.00
15/08/2021	HEX Unlisted Security Disposal	0.00	0.00	21,503.10	21,503.10
15/08/2021	HEX Unlisted Security Disposal	0.00	21,503.10	0.00	0.00
18/08/2021	HEX Unlisted Security Disposal	0.00	0.00	7,101.06	7,101.06
18/08/2021	HEX Unlisted Security Disposal	0.00	0.00	7,500.76	14,601.82
18/08/2021	HEX Unlisted Security Disposal	0.00	7,101.06	0.00	7,500.76
18/08/2021	HEX Unlisted Security Disposal	0.00	7,500.76	0.00	0.00
28/08/2021	HEX Unlisted Security Disposal	0.00	0.00	139.93	139.93
28/08/2021	HEX Unlisted Security Disposal	0.00	0.00	312.38	452.31
28/08/2021	HEX Unlisted Security Disposal	0.00	0.00	312.38	764.69
28/08/2021	HEX Unlisted Security Disposal	0.00	0.00	29,389.04	30,153.73
28/08/2021	HEX Unlisted Security Disposal	0.00	0.00	29,877.56	60,031.29
28/08/2021	HEX Unlisted Security Disposal	0.00	139.93	0.00	59,891.36
28/08/2021	HEX Unlisted Security Disposal	0.00	312.38	0.00	59,578.98
28/08/2021	HEX Unlisted Security Disposal	0.00	312.38	0.00	59,266.60
28/08/2021	HEX Unlisted Security Disposal	0.00	29,389.04	0.00	29,877.56



Date	Description	Quantity	Debits	Credits	Balance
28/08/2021	HEX Unlisted Security Disposal	0.00	29,877.56	0.00	0.00
31/08/2021	HEX Unlisted Security Disposal	0.00	0.00	3,348.55	3,348.55
31/08/2021	HEX Unlisted Security Disposal	0.00	0.00	3,348.55	6,697.10
31/08/2021	HEX Unlisted Security Disposal	0.00	0.00	3,419.64	10,116.74
31/08/2021	HEX Unlisted Security Disposal	0.00	0.00	3,419.64	13,536.38
31/08/2021	HEX Unlisted Security Disposal	0.00	0.00	3,419.64	16,956.02
31/08/2021	HEX Unlisted Security Disposal	0.00	0.00	3,419.64	20,375.66
31/08/2021	HEX Unlisted Security Disposal	0.00	0.00	3,419.64	23,795.30
31/08/2021	HEX Unlisted Security Disposal	0.00	0.00	3,419.64	27,214.94
31/08/2021	HEX Unlisted Security Disposal	0.00	0.00	3,419.64	30,634.58
31/08/2021	HEX Unlisted Security Disposal	0.00	3,348.55	0.00	27,286.03
31/08/2021	HEX Unlisted Security Disposal	0.00	3,348.55	0.00	23,937.48
31/08/2021	HEX Unlisted Security Disposal	0.00	3,419.64	0.00	20,517.84
31/08/2021	HEX Unlisted Security Disposal	0.00	3,419.64	0.00	17,098.20
31/08/2021	HEX Unlisted Security Disposal	0.00	3,419.64	0.00	13,678.56
31/08/2021	HEX Unlisted Security Disposal	0.00	3,419.64	0.00	10,258.92
31/08/2021	HEX Unlisted Security Disposal	0.00	3,419.64	0.00	6,839.28
31/08/2021	HEX Unlisted Security Disposal	0.00	3,419.64	0.00	3,419.64
31/08/2021	HEX Unlisted Security Disposal	0.00	3,419.64	0.00	0.00
25/09/2021	HEX Unlisted Security Disposal	0.00	0.00	245.97	245.97

Date	Description	Quantity	Debits	Credits	Balance
25/09/2021	HEX Unlisted Security Disposal	0.00	0.00	501.18	747.15
25/09/2021	HEX Unlisted Security Disposal	0.00	0.00	2,444.20	3,191.35
25/09/2021	HEX Unlisted Security Disposal	0.00	0.00	2,816.69	6,008.04
25/09/2021	HEX Unlisted Security Disposal	0.00	0.00	2,982.81	8,990.85
25/09/2021	HEX Unlisted Security Disposal	0.00	0.00	4,783.04	13,773.89
25/09/2021	HEX Unlisted Security Disposal	0.00	0.00	4,843.19	18,617.08
25/09/2021	HEX Unlisted Security Disposal	0.00	0.00	5,096.41	23,713.49
25/09/2021	HEX Unlisted Security Disposal	0.00	0.00	5,111.24	28,824.73
25/09/2021	HEX Unlisted Security Disposal	0.00	0.00	5,185.59	34,010.32
25/09/2021	HEX Unlisted Security Disposal	0.00	0.00	5,304.65	39,314.97
25/09/2021	HEX Unlisted Security Disposal	0.00	0.00	5,329.78	44,644.75
25/09/2021	HEX Unlisted Security Disposal	0.00	0.00	7,018.94	51,663.69
25/09/2021	HEX Unlisted Security Disposal	0.00	245.97	0.00	51,417.72
25/09/2021	HEX Unlisted Security Disposal	0.00	501.18	0.00	50,916.54
25/09/2021	HEX Unlisted Security Disposal	0.00	2,444.20	0.00	48,472.34
25/09/2021	HEX Unlisted Security Disposal	0.00	2,816.69	0.00	45,655.65
25/09/2021	HEX Unlisted Security Disposal	0.00	2,982.81	0.00	42,672.84
25/09/2021	HEX Unlisted Security Disposal	0.00	4,783.04	0.00	37,889.80
25/09/2021	HEX Unlisted Security Disposal	0.00	4,843.19	0.00	33,046.61
25/09/2021	HEX Unlisted Security Disposal	0.00	5,096.41	0.00	27,950.20

Date	Description	Quantity	Debits	Credits	Balance
25/09/2021	HEX Unlisted Security Disposal	0.00	5,111.24	0.00	22,838.96
25/09/2021	HEX Unlisted Security Disposal	0.00	5,185.59	0.00	17,653.37
25/09/2021	HEX Unlisted Security Disposal	0.00	5,304.65	0.00	12,348.72
25/09/2021	HEX Unlisted Security Disposal	0.00	5,329.78	0.00	7,018.94
25/09/2021	HEX Unlisted Security Disposal	0.00	7,018.94	0.00	0.00
13/10/2021	HEX Unlisted Security Disposal	0.00	0.00	1,487.31	1,487.31
13/10/2021	HEX Unlisted Security Disposal	0.00	0.00	3,567.93	5,055.24
13/10/2021	HEX Unlisted Security Disposal	0.00	1,487.31	0.00	3,567.93
13/10/2021	HEX Unlisted Security Disposal	0.00	3,567.93	0.00	0.00
18/10/2021	HEX Unlisted Security Disposal	0.00	0.00	511.64	511.64
18/10/2021	HEX Unlisted Security Disposal	0.00	0.00	2,790.40	3,302.04
18/10/2021	HEX Unlisted Security Disposal	0.00	0.00	2,837.55	6,139.59
18/10/2021	HEX Unlisted Security Disposal	0.00	0.00	2,961.02	9,100.61
18/10/2021	HEX Unlisted Security Disposal	0.00	0.00	2,988.28	12,088.89
18/10/2021	HEX Unlisted Security Disposal	0.00	0.00	2,998.49	15,087.38
18/10/2021	HEX Unlisted Security Disposal	0.00	0.00	3,144.75	18,232.13
18/10/2021	HEX Unlisted Security Disposal	0.00	511.64	0.00	17,720.49
18/10/2021	HEX Unlisted Security Disposal	0.00	2,790.40	0.00	14,930.09
18/10/2021	HEX Unlisted Security Disposal	0.00	2,837.55	0.00	12,092.54
18/10/2021	HEX Unlisted Security Disposal	0.00	2,961.02	0.00	9,131.52

Date	Description	Quantity	Debits	Credits	Balance
18/10/2021	HEX Unlisted Security Disposal	0.00	2,988.28	0.00	6,143.24
18/10/2021	HEX Unlisted Security Disposal	0.00	2,998.49	0.00	3,144.75
18/10/2021	HEX Unlisted Security Disposal	0.00	3,144.75	0.00	0.00
27/12/2021	HEX Unlisted Security Disposal	0.00	0.00	1,511.71	1,511.71
27/12/2021	HEX Unlisted Security Disposal	0.00	0.00	4,945.63	6,457.34
27/12/2021	HEX Unlisted Security Disposal	0.00	0.00	5,328.01	11,785.35
27/12/2021	HEX Unlisted Security Disposal	0.00	0.00	8,225.88	20,011.23
27/12/2021	HEX Unlisted Security Disposal	0.00	1,511.71	0.00	18,499.52
27/12/2021	HEX Unlisted Security Disposal	0.00	4,945.63	0.00	13,553.89
27/12/2021	HEX Unlisted Security Disposal	0.00	5,328.01	0.00	8,225.88
27/12/2021	HEX Unlisted Security Disposal	0.00	8,225.88	0.00	0.00
03/01/2022	HEX Unlisted Security Disposal	0.00	0.00	2,567.78	2,567.78
03/01/2022	HEX Unlisted Security Disposal	0.00	0.00	27,330.87	29,898.65
03/01/2022	HEX Unlisted Security Disposal	0.00	2,567.78	0.00	27,330.87
03/01/2022	HEX Unlisted Security Disposal	0.00	27,330.87	0.00	0.00
08/01/2022	HEX Unlisted Security Disposal	0.00	0.00	780.46	780.46
08/01/2022	HEX Unlisted Security Disposal	0.00	0.00	1,973.90	2,754.36
08/01/2022	HEX Unlisted Security Disposal	0.00	0.00	4,242.85	6,997.21
08/01/2022	HEX Unlisted Security Disposal	0.00	0.00	5,436.29	12,433.50
08/01/2022	HEX Unlisted Security Disposal	0.00	0.00	6,216.75	18,650.25

Date	Description	Quantity	Debits	Credits	Balance
08/01/2022	HEX Unlisted Security Disposal	0.00	0.00	6,216.75	24,867.00
08/01/2022	HEX Unlisted Security Disposal	0.00	0.00	6,216.75	31,083.75
08/01/2022	HEX Unlisted Security Disposal	0.00	780.46	0.00	30,303.29
08/01/2022	HEX Unlisted Security Disposal	0.00	1,973.90	0.00	28,329.39
08/01/2022	HEX Unlisted Security Disposal	0.00	4,242.85	0.00	24,086.54
08/01/2022	HEX Unlisted Security Disposal	0.00	5,436.29	0.00	18,650.25
08/01/2022	HEX Unlisted Security Disposal	0.00	6,216.75	0.00	12,433.50
08/01/2022	HEX Unlisted Security Disposal	0.00	6,216.75	0.00	6,216.75
08/01/2022	HEX Unlisted Security Disposal	0.00	6,216.75	0.00	0.00
11/01/2022	HEX Unlisted Security Disposal	0.00	0.00	11,023.13	11,023.13
11/01/2022	HEX Unlisted Security Disposal	0.00	11,023.13	0.00	0.00
31/01/2022	HEX Unlisted Security Disposal	0.00	0.00	970.32	970.32
31/01/2022	HEX Unlisted Security Disposal	0.00	0.00	1,661.97	2,632.29
31/01/2022	HEX Unlisted Security Disposal	0.00	0.00	2,463.78	5,096.07
31/01/2022	HEX Unlisted Security Disposal	0.00	0.00	4,636.90	9,732.97
31/01/2022	HEX Unlisted Security Disposal	0.00	0.00	5,164.26	14,897.23
31/01/2022	HEX Unlisted Security Disposal	0.00	970.32	0.00	13,926.91
31/01/2022	HEX Unlisted Security Disposal	0.00	1,661.97	0.00	12,264.94
31/01/2022	HEX Unlisted Security Disposal	0.00	2,463.78	0.00	9,801.16
31/01/2022	HEX Unlisted Security Disposal	0.00	4,636.90	0.00	5,164.26

Date	Description	Quantity	Debits	Credits	Balance
31/01/2022	HEX Unlisted Security Disposal	0.00	5,164.26	0.00	0.00
05/03/2022	HEX Unlisted Security Disposal	0.00	0.00	192.20	192.20
05/03/2022	HEX Unlisted Security Disposal	0.00	0.00	519.61	711.81
05/03/2022	HEX Unlisted Security Disposal	0.00	192.20	0.00	519.61
05/03/2022	HEX Unlisted Security Disposal	0.00	519.61	0.00	0.00
07/03/2022	HEX Unlisted Security Disposal	0.00	0.00	1,095.88	1,095.88
07/03/2022	HEX Unlisted Security Disposal	0.00	0.00	1,612.51	2,708.39
07/03/2022	HEX Unlisted Security Disposal	0.00	0.00	2,595.88	5,304.27
07/03/2022	HEX Unlisted Security Disposal	0.00	0.00	3,026.98	8,331.25
07/03/2022	HEX Unlisted Security Disposal	0.00	1,095.88	0.00	7,235.37
07/03/2022	HEX Unlisted Security Disposal	0.00	1,612.51	0.00	5,622.86
07/03/2022	HEX Unlisted Security Disposal	0.00	2,595.88	0.00	3,026.98
07/03/2022	HEX Unlisted Security Disposal	0.00	3,026.98	0.00	0.00
04/05/2022	HEX Unlisted Security Disposal	0.00	0.00	848.73	848.73
04/05/2022	HEX Unlisted Security Disposal	0.00	0.00	4,614.80	5,463.53
04/05/2022	HEX Unlisted Security Disposal	0.00	0.00	5,108.46	10,571.99
04/05/2022	HEX Unlisted Security Disposal	0.00	848.73	0.00	9,723.26
04/05/2022	HEX Unlisted Security Disposal	0.00	4,614.80	0.00	5,108.46
04/05/2022	HEX Unlisted Security Disposal	0.00	5,108.46	0.00	0.00
06/05/2022	HEX Unlisted Security Disposal	0.00	0.00	1,422.41	1,422.41

Date	Description	Quantity	Debits	Credits	Balance
06/05/2022	HEX Unlisted Security Disposal	0.00	0.00	1,448.40	2,870.81
06/05/2022	HEX Unlisted Security Disposal	0.00	0.00	1,474.82	4,345.63
06/05/2022	HEX Unlisted Security Disposal	0.00	0.00	1,485.41	5,831.04
06/05/2022	HEX Unlisted Security Disposal	0.00	0.00	1,501.23	7,332.27
06/05/2022	HEX Unlisted Security Disposal	0.00	0.00	1,518.32	8,850.59
06/05/2022	HEX Unlisted Security Disposal	0.00	0.00	1,527.23	10,377.82
06/05/2022	HEX Unlisted Security Disposal	0.00	0.00	1,598.15	11,975.97
06/05/2022	HEX Unlisted Security Disposal	0.00	0.00	1,679.65	13,655.62
06/05/2022	HEX Unlisted Security Disposal	0.00	0.00	1,951.50	15,607.12
06/05/2022	HEX Unlisted Security Disposal	0.00	0.00	2,049.08	17,656.20
06/05/2022	HEX Unlisted Security Disposal	0.00	1,422.41	0.00	16,233.79
06/05/2022	HEX Unlisted Security Disposal	0.00	1,448.40	0.00	14,785.39
06/05/2022	HEX Unlisted Security Disposal	0.00	1,474.82	0.00	13,310.57
06/05/2022	HEX Unlisted Security Disposal	0.00	1,485.41	0.00	11,825.16
06/05/2022	HEX Unlisted Security Disposal	0.00	1,501.23	0.00	10,323.93
06/05/2022	HEX Unlisted Security Disposal	0.00	1,518.32	0.00	8,805.61
06/05/2022	HEX Unlisted Security Disposal	0.00	1,527.23	0.00	7,278.38
06/05/2022	HEX Unlisted Security Disposal	0.00	1,598.15	0.00	5,680.23
06/05/2022	HEX Unlisted Security Disposal	0.00	1,679.65	0.00	4,000.58
06/05/2022	HEX Unlisted Security Disposal	0.00	1,951.50	0.00	2,049.08

Date	Description	Quantity	Debits	Credits	Balance
06/05/2022	HEX Unlisted Security Disposal	0.00	2,049.08	0.00	0.00
12/05/2022	HEX Unlisted Security Disposal	0.00	0.00	1,234.55	1,234.55
12/05/2022	HEX Unlisted Security Disposal	0.00	0.00	1,254.31	2,488.86
12/05/2022	HEX Unlisted Security Disposal	0.00	0.00	1,276.03	3,764.89
12/05/2022	HEX Unlisted Security Disposal	0.00	0.00	1,299.56	5,064.45
12/05/2022	HEX Unlisted Security Disposal	0.00	0.00	1,322.52	6,386.97
12/05/2022	HEX Unlisted Security Disposal	0.00	0.00	1,342.05	7,729.02
12/05/2022	HEX Unlisted Security Disposal	0.00	0.00	1,365.49	9,094.51
12/05/2022	HEX Unlisted Security Disposal	0.00	0.00	1,386.67	10,481.18
12/05/2022	HEX Unlisted Security Disposal	0.00	0.00	3,881.89	14,363.07
12/05/2022	HEX Unlisted Security Disposal	0.00	0.00	4,071.40	18,434.47
12/05/2022	HEX Unlisted Security Disposal	0.00	1,234.55	0.00	17,199.92
12/05/2022	HEX Unlisted Security Disposal	0.00	1,254.31	0.00	15,945.61
12/05/2022	HEX Unlisted Security Disposal	0.00	1,276.03	0.00	14,669.58
12/05/2022	HEX Unlisted Security Disposal	0.00	1,299.56	0.00	13,370.02
12/05/2022	HEX Unlisted Security Disposal	0.00	1,322.52	0.00	12,047.50
12/05/2022	HEX Unlisted Security Disposal	0.00	1,342.05	0.00	10,705.45
12/05/2022	HEX Unlisted Security Disposal	0.00	1,365.49	0.00	9,339.96
12/05/2022	HEX Unlisted Security Disposal	0.00	1,386.67	0.00	7,953.29
12/05/2022	HEX Unlisted Security Disposal	0.00	3,881.89	0.00	4,071.40



Date	Description	Quantity	Debits	Credits	Balance
12/05/2022	HEX Unlisted Security Disposal	0.00	4,071.40	0.00	0.00
15/06/2022	HEX Unlisted Security Disposal	0.00	0.00	145.25	145.25
15/06/2022	HEX Unlisted Security Disposal	0.00	0.00	344.64	489.89
15/06/2022	HEX Unlisted Security Disposal	0.00	0.00	489.89	979.78
15/06/2022	HEX Unlisted Security Disposal	0.00	0.00	489.89	1,469.67
15/06/2022	HEX Unlisted Security Disposal	0.00	145.25	0.00	1,324.42
15/06/2022	HEX Unlisted Security Disposal	0.00	344.64	0.00	979.78
15/06/2022	HEX Unlisted Security Disposal	0.00	489.89	0.00	489.89
15/06/2022	HEX Unlisted Security Disposal	0.00	489.89	0.00	0.00
18/06/2022	HEX Unlisted Security Disposal	0.00	0.00	115.89	115.89
18/06/2022	HEX Unlisted Security Disposal	0.00	0.00	352.31	468.20
18/06/2022	HEX Unlisted Security Disposal	0.00	0.00	468.20	936.40
18/06/2022	HEX Unlisted Security Disposal	0.00	0.00	468.20	1,404.60
18/06/2022	HEX Unlisted Security Disposal	0.00	115.89	0.00	1,288.71
18/06/2022	HEX Unlisted Security Disposal	0.00	352.31	0.00	936.40
18/06/2022	HEX Unlisted Security Disposal	0.00	468.20	0.00	468.20
18/06/2022	HEX Unlisted Security Disposal	0.00	468.20	0.00	0.00
30/06/2022	Closing Balance	0.00	0.00	0.00	0.00
<b>Other Assets - Unsettled Trades / Disposals / Other Assets / INUYASHA</b>					
01/07/2021	Opening Balance	0.00	0.00	0.00	0.00

Date	Description	Quantity	Debits	Credits	Balance
16/02/2022	INUYASHA Unlisted Security Disposal	0.00	0.00	72.91	72.91
16/02/2022	INUYASHA Unlisted Security Disposal	0.00	0.00	1,095.65	1,168.56
16/02/2022	INUYASHA Unlisted Security Disposal	0.00	0.00	10,850.60	12,019.16
16/02/2022	INUYASHA Unlisted Security Disposal	0.00	72.91	0.00	11,946.25
16/02/2022	INUYASHA Unlisted Security Disposal	0.00	1,095.65	0.00	10,850.60
16/02/2022	INUYASHA Unlisted Security Disposal	0.00	10,850.60	0.00	0.00
30/06/2022	Closing Balance	0.00	0.00	0.00	0.00
<b>Other Assets - Unsettled Trades / Disposals / Other Assets / IOST</b>					
01/07/2021	Opening Balance	0.00	0.00	0.00	0.00
17/07/2021	S IOST	0.00	0.00	41.64	41.64
17/07/2021	S IOST	0.00	41.64	0.00	0.00
30/06/2022	Closing Balance	0.00	0.00	0.00	0.00
<b>Other Assets - Unsettled Trades / Disposals / Other Assets / IOTEX</b>					
01/07/2021	Opening Balance	0.00	0.00	0.00	0.00
17/07/2021	S IOTX	0.00	0.00	37.49	37.49
17/07/2021	S IOTX	0.00	37.49	0.00	0.00
30/06/2022	Closing Balance	0.00	0.00	0.00	0.00
<b>Other Assets - Unsettled Trades / Disposals / Other Assets / Kuma Inu</b>					
01/07/2021	Opening Balance	0.00	0.00	0.00	0.00
12/10/2021	KUMA Unlisted Security Disposal	0.00	0.00	6,723.87	6,723.87

Date	Description	Quantity	Debits	Credits	Balance
12/10/2021	KUMA Unlisted Security Disposal	0.00	6,723.87	0.00	0.00
15/10/2021	KUMA Unlisted Security Disposal	0.00	0.00	44.65	44.65
15/10/2021	KUMA Unlisted Security Disposal	0.00	0.00	4,464.95	4,509.60
15/10/2021	KUMA Unlisted Security Disposal	0.00	44.65	0.00	4,464.95
15/10/2021	KUMA Unlisted Security Disposal	0.00	4,464.95	0.00	0.00
16/10/2021	KUMA Unlisted Security Disposal	0.00	0.00	1,415.64	1,415.64
16/10/2021	KUMA Unlisted Security Disposal	0.00	0.00	2,862.33	4,277.97
16/10/2021	KUMA Unlisted Security Disposal	0.00	1,415.64	0.00	2,862.33
16/10/2021	KUMA Unlisted Security Disposal	0.00	2,862.33	0.00	0.00
15/02/2022	KUMA Unlisted Security Disposal	0.00	0.00	2,377.33	2,377.33
15/02/2022	KUMA Unlisted Security Disposal	0.00	2,377.33	0.00	0.00
30/06/2022	Closing Balance	0.00	0.00	0.00	0.00
<b>Other Assets - Unsettled Trades / Disposals / Other Assets / Power Ledger</b>					
01/07/2021	Opening Balance	0.00	0.00	0.00	0.00
17/07/2021	S POWR	0.00	0.00	123.97	123.97
17/07/2021	S POWR	0.00	123.97	0.00	0.00
30/06/2022	Closing Balance	0.00	0.00	0.00	0.00
<b>Other Assets - Unsettled Trades / Disposals / Other Assets / QuarkChain</b>					
01/07/2021	Opening Balance	0.00	0.00	0.00	0.00
17/07/2021	S QKC	0.00	0.00	36.27	36.27

Date	Description	Quantity	Debits	Credits	Balance
17/07/2021	S QKC	0.00	0.00	328.74	365.01
17/07/2021	S QKC	0.00	36.27	0.00	328.74
17/07/2021	S QKC	0.00	328.74	0.00	0.00
30/06/2022	Closing Balance	0.00	0.00	0.00	0.00
<b>Other Assets - Unsettled Trades / Disposals / Other Assets / Request</b>					
01/07/2021	Opening Balance	0.00	0.00	0.00	0.00
17/07/2021	S REQ	0.00	0.00	95.03	95.03
17/07/2021	S REQ	0.00	95.03	0.00	0.00
30/06/2022	Closing Balance	0.00	0.00	0.00	0.00
<b>Other Assets - Unsettled Trades / Disposals / Other Assets / SafeMoon Inu</b>					
01/07/2021	Opening Balance	0.00	0.00	0.00	0.00
04/05/2022	S SMI	0.00	0.00	48.24	48.24
04/05/2022	S SMI	0.00	48.24	0.00	0.00
30/06/2022	Closing Balance	0.00	0.00	0.00	0.00
<b>Other Assets - Unsettled Trades / Disposals / Other Assets / SHIBCOIN</b>					
01/07/2021	Opening Balance	0.00	0.00	0.00	0.00
04/05/2022	SHIB Unlisted Security Disposal	0.00	0.00	285.46	285.46
04/05/2022	SHIB Unlisted Security Disposal	0.00	0.00	344.99	630.45
04/05/2022	SHIB Unlisted Security Disposal	0.00	0.00	574.41	1,204.86
04/05/2022	SHIB Unlisted Security Disposal	0.00	0.00	1,195.48	2,400.34

Date	Description	Quantity	Debits	Credits	Balance
04/05/2022	SHIB Unlisted Security Disposal	0.00	285.46	0.00	2,114.88
04/05/2022	SHIB Unlisted Security Disposal	0.00	344.99	0.00	1,769.89
04/05/2022	SHIB Unlisted Security Disposal	0.00	574.41	0.00	1,195.48
04/05/2022	SHIB Unlisted Security Disposal	0.00	1,195.48	0.00	0.00
30/06/2022	Closing Balance	0.00	0.00	0.00	0.00
<b>Other Assets - Unsettled Trades / Disposals / Other Assets / Siacoin</b>					
01/07/2021	Opening Balance	0.00	0.00	0.00	0.00
17/07/2021	S SC	0.00	0.00	26.95	26.95
17/07/2021	S SC	0.00	26.95	0.00	0.00
30/06/2022	Closing Balance	0.00	0.00	0.00	0.00
<b>Other Assets - Unsettled Trades / Disposals / Other Assets / StormX</b>					
01/07/2021	Opening Balance	0.00	0.00	0.00	0.00
17/07/2021	S STMX	0.00	0.00	44.92	44.92
17/07/2021	S STMX	0.00	44.92	0.00	0.00
30/06/2022	Closing Balance	0.00	0.00	0.00	0.00
<b>Other Assets - Unsettled Trades / Disposals / Other Assets / The Sandbox</b>					
01/07/2021	Opening Balance	0.00	0.00	0.00	0.00
14/04/2022	S SAND	0.00	0.00	280.00	280.00
14/04/2022	S SAND	0.00	280.00	0.00	0.00
30/06/2022	Closing Balance	0.00	0.00	0.00	0.00

Date	Description	Quantity	Debits	Credits	Balance
<b>Other Assets - Unsettled Trades / Disposals / Other Assets / Theta Coin</b>					
01/07/2021	Opening Balance	0.00	0.00	0.00	0.00
10/05/2022	THETA Unlisted Security Disposal	0.00	0.00	552.94	552.94
10/05/2022	THETA Unlisted Security Disposal	0.00	0.00	1,109.70	1,662.64
10/05/2022	THETA Unlisted Security Disposal	0.00	0.00	3,777.05	5,439.69
10/05/2022	THETA Unlisted Security Disposal	0.00	552.94	0.00	4,886.75
10/05/2022	THETA Unlisted Security Disposal	0.00	1,109.70	0.00	3,777.05
10/05/2022	THETA Unlisted Security Disposal	0.00	3,777.05	0.00	0.00
30/06/2022	Closing Balance	0.00	0.00	0.00	0.00
<b>Other Assets - Unsettled Trades / Disposals / Other Assets / Tron</b>					
01/07/2021	Opening Balance	0.00	0.00	0.00	0.00
10/05/2022	S TRX	0.00	0.00	1,276.34	1,276.34
10/05/2022	S TRX	0.00	1,276.34	0.00	0.00
30/06/2022	Closing Balance	0.00	0.00	0.00	0.00
<b>Other Assets - Unsettled Trades / Disposals / Other Assets / USDT (Tether)</b>					
01/07/2021	Opening Balance	0.00	0.00	0.00	0.00
04/05/2022	USDT1 Unlisted Security Disposal	0.00	0.00	1,301.83	1,301.83
04/05/2022	USDT1 Unlisted Security Disposal	0.00	1,301.83	0.00	0.00
15/06/2022	USDT1 Unlisted Security Disposal	0.00	0.00	145.03	145.03
15/06/2022	USDT1 Unlisted Security Disposal	0.00	0.00	1,450.32	1,595.35

Date	Description	Quantity	Debits	Credits	Balance
15/06/2022	USDT1 Unlisted Security Disposal	0.00	145.03	0.00	1,450.32
15/06/2022	USDT1 Unlisted Security Disposal	0.00	1,450.32	0.00	0.00
18/06/2022	USDT1 Unlisted Security Disposal	0.00	0.00	1,445.33	1,445.33
18/06/2022	USDT1 Unlisted Security Disposal	0.00	1,445.33	0.00	0.00
24/06/2022	USDT1 Unlisted Security Disposal	0.00	0.00	289.93	289.93
24/06/2022	USDT1 Unlisted Security Disposal	0.00	289.93	0.00	0.00
30/06/2022	Closing Balance	0.00	0.00	0.00	0.00
<b>Other Assets - Unsettled Trades / Disposals / Other Assets / Verge</b>					
01/07/2021	Opening Balance	0.00	0.00	0.00	0.00
17/07/2021	S XVG	0.00	0.00	58.96	58.96
17/07/2021	S XVG	0.00	58.96	0.00	0.00
30/06/2022	Closing Balance	0.00	0.00	0.00	0.00
<b>Other Assets - Unsettled Trades / Disposals / Other Assets / XLM Stellar</b>					
01/07/2021	Opening Balance	0.00	0.00	0.00	0.00
17/07/2021	S XLM	0.00	0.00	356.88	356.88
17/07/2021	S XLM	0.00	356.88	0.00	0.00
30/06/2022	Closing Balance	0.00	0.00	0.00	0.00
<b>Other Assets - Unsettled Trades / Disposals / Other Assets / XRP</b>					
01/07/2021	Opening Balance	0.00	0.00	0.00	0.00
10/05/2022	S XRP	0.00	0.00	1,971.27	1,971.27

Date	Description	Quantity	Debits	Credits	Balance
10/05/2022	S XRP	0.00	1,971.27	0.00	0.00
30/06/2022	Closing Balance	0.00	0.00	0.00	0.00
<b>Other Assets - Unsettled Trades / Disposals / Other Assets / YASHA</b>					
01/07/2021	Opening Balance	0.00	0.00	0.00	0.00
04/05/2022	S YASHA	0.00	0.00	4,422.71	4,422.71
04/05/2022	S YASHA	0.00	4,422.71	0.00	0.00
30/06/2022	Closing Balance	0.00	0.00	0.00	0.00
<b>Other Assets - Unsettled Trades / Disposals / Sundry Assets / Cryptocurrency Wallet</b>					
01/07/2021	Opening Balance	0.00	0.00	0.00	0.00
30/06/2022	Realised gain	0.00	0.00	8,817.17	8,817.17
30/06/2022	Realised gain	0.00	8,817.17	0.00	0.00
30/06/2022	Closing Balance	0.00	0.00	0.00	0.00
<b>Other Assets - Receivables / Investment Income Receivable / Interest / Cash At Bank / CBA Bank Account</b>					
01/07/2021	Opening Balance	0.00	0.00	0.00	0.00
01/08/2021	Credit Interest	0.00	0.00	0.02	0.02
01/08/2021	Credit Interest	0.00	0.02	0.00	0.00
01/11/2021	Credit Interest	0.00	0.00	0.02	0.02
01/11/2021	Credit Interest	0.00	0.02	0.00	0.00
30/06/2022	Closing Balance	0.00	0.00	0.00	0.00
<b>Other Assets - Receivables / Member Income Receivable / Contributions / Mr Michael King</b>					



Date	Description	Quantity	Debits	Credits	Balance
01/07/2021	Opening Balance	0.00	0.00	0.00	0.00
22/09/2021	Contribution Received	0.00	0.00	3,025.38	3,025.38
22/09/2021	Direct Credit 481471 SuperChoice P/L PC150921-163750623	0.00	3,025.38	0.00	0.00
28/10/2021	Contribution Received	0.00	0.00	3,230.78	3,230.78
28/10/2021	Direct Credit 481471 SuperChoice P/L PC221021-192501828	0.00	3,230.78	0.00	0.00
20/01/2022	Contribution Received	0.00	0.00	1,243.19	1,243.19
20/01/2022	Direct Credit 481471 SuperChoice P/L PC140122-187037204	0.00	1,243.19	0.00	0.00
11/03/2022	Contribution Received	0.00	0.00	500.00	500.00
11/03/2022	Transfer from xx3721 NetBank DandA to SMSF	0.00	500.00	0.00	0.00
12/03/2022	Contribution Received	0.00	0.00	150.00	150.00
12/03/2022	Transfer from xx7903 NetBank MandM to SMSF	0.00	150.00	0.00	0.00
23/04/2022	Contribution Received	0.00	0.00	2,000.00	2,000.00
23/04/2022	Transfer from xx7903 NetBank MandM to Super	0.00	2,000.00	0.00	0.00
28/04/2022	Contribution Received	0.00	0.00	773.16	773.16
28/04/2022	Direct Credit 481471 SuperChoice P/L PC200422-183430549	0.00	773.16	0.00	0.00
03/05/2022	Contribution Received	0.00	0.00	2,000.00	2,000.00
03/05/2022	Transfer from xx7903 CommBank app MandM to SMSF	0.00	2,000.00	0.00	0.00

Date	Description	Quantity	Debits	Credits	Balance
21/06/2022	Contribution Received	0.00	0.00	2,500.00	2,500.00
21/06/2022	Transfer from xx7903 CommBank app MandM to SMSF	0.00	2,500.00	0.00	0.00
30/06/2022	Closing Balance	0.00	0.00	0.00	0.00
<b>Other Assets - Receivables / Member Income Receivable / Contributions / Mrs Muh-Ling Chang</b>					
01/07/2021	Opening Balance	0.00	0.00	0.00	0.00
29/07/2021	Contribution Received	0.00	0.00	1,026.00	1,026.00
29/07/2021	Transfer from xx6919 NetBank Mau Jun21 Super	0.00	1,026.00	0.00	0.00
11/03/2022	Contribution Received	0.00	0.00	500.00	500.00
11/03/2022	Transfer from xx3721 NetBank DandA to SMSF	0.00	500.00	0.00	0.00
12/03/2022	Contribution Received	0.00	0.00	150.00	150.00
12/03/2022	Transfer from xx7903 NetBank MandM to SMSF	0.00	150.00	0.00	0.00
23/04/2022	Contribution Received	0.00	0.00	2,000.00	2,000.00
23/04/2022	Transfer from xx7903 NetBank MandM to Super	0.00	2,000.00	0.00	0.00
03/05/2022	Contribution Received	0.00	0.00	2,000.00	2,000.00
03/05/2022	Transfer from xx7903 CommBank app MandM to SMSF	0.00	2,000.00	0.00	0.00
21/06/2022	Contribution Received	0.00	0.00	2,500.00	2,500.00
21/06/2022	Transfer from xx7903 CommBank app MandM to SMSF	0.00	2,500.00	0.00	0.00

Date	Description	Quantity	Debits	Credits	Balance
30/06/2022	Closing Balance	0.00	0.00	0.00	0.00
<b>Other Creditors and Accruals / Bank Fees / Cash At Bank / CBA Bank Account</b>					
01/07/2021	Opening Balance	0.00	0.00	0.00	0.00
15/03/2022	Unpaid Payment Fee	0.00	0.00	5.00	5.00
15/03/2022	Unpaid Payment Fee	0.00	5.00	0.00	0.00
19/04/2022	Unpaid Payment Fee	0.00	0.00	5.00	5.00
19/04/2022	Unpaid Payment Fee	0.00	5.00	0.00	0.00
30/06/2022	Closing Balance	0.00	0.00	0.00	0.00
<b>Other Creditors and Accruals / General Expenses / Other Assets / Ethereum</b>					
01/07/2021	Opening Balance	0.00	0.00	0.00	0.00
30/06/2022	Cryptotrading Fee	0.00	0.00	2,816.09	2,816.09
30/06/2022	Cryptotrading Fee	0.00	2,816.09	0.00	0.00
30/06/2022	Closing Balance	0.00	0.00	0.00	0.00
<b>Income Tax Suspense</b>					
01/07/2021	Opening Balance	0.00	0.00	0.00	0.00
18/08/2021	TAX OFFICE PAYMENTS NetBank BPAY 75556 001291846850263860 ATO AS 12Aug21	0.00	0.00	1,018.00	1,018.00
18/08/2021	TAX OFFICE PAYMENTS NetBank BPAY 75556 001291846850263860 ATO AS 12Aug21	0.00	1,018.00	0.00	0.00
30/06/2022	Closing Balance	0.00	0.00	0.00	0.00

Date	Description	Quantity	Debits	Credits	Balance
<b>Income Tax Payable / Income Tax Payable</b>					
01/07/2021	Opening Balance	0.00	0.00	0.00	3,844.95
18/08/2021	TAX OFFICE PAYMENTS NetBank BPAY 75556 001291846850263860 ATO AS 12Aug21	0.00	1,018.00	0.00	2,826.95
30/06/2022	Closing Balance	0.00	0.00	0.00	2,826.95
<b>Income Tax Payable / Provision for Income Tax</b>					
01/07/2021	Opening Balance	0.00	0.00	0.00	0.00
15/07/2021	Tax Effect Of Income	0.00	52.46	0.00	52.46
29/07/2021	Tax Effect Of Income	0.00	0.00	153.90	101.44
16/08/2021	Tax Effect Of Income	0.00	52.46	0.00	48.98
15/09/2021	Tax Effect Of Income	0.00	52.46	0.00	3.48
22/09/2021	Tax Effect Of Income	0.00	0.00	453.81	450.33
15/10/2021	Tax Effect Of Income	0.00	52.46	0.00	397.87
28/10/2021	Tax Effect Of Income	0.00	0.00	484.62	882.49
15/11/2021	Tax Effect Of Income	0.00	52.46	0.00	830.03
15/12/2021	Tax Effect Of Income	0.00	52.46	0.00	777.57
17/01/2022	Tax Effect Of Income	0.00	52.46	0.00	725.11
20/01/2022	Tax Effect Of Income	0.00	0.00	186.48	911.59
15/02/2022	Tax Effect Of Income	0.00	52.46	0.00	859.13
15/03/2022	Tax Effect Of Income	0.00	52.46	0.00	806.67

Date	Description	Quantity	Debits	Credits	Balance
15/03/2022	Tax Effect Of Income	0.00	687.97	0.00	118.70
19/04/2022	Tax Effect Of Income	0.00	66.19	0.00	52.51
28/04/2022	Tax Effect Of Income	0.00	0.00	115.97	168.48
16/05/2022	Tax Effect Of Income	0.00	66.19	0.00	102.29
15/06/2022	Tax Effect Of Income	0.00	66.19	0.00	36.10
30/06/2022	Tax Effect Of Income	0.00	36.10	0.00	0.00
30/06/2022	Closing Balance	0.00	0.00	0.00	0.00
<b>Income Tax Payable / Income Tax Instalments Paid</b>					
01/07/2021	Opening Balance	0.00	0.00	0.00	0.00
30/09/2021	Fund Activity Statement	0.00	509.00	0.00	509.00
31/12/2021	Fund Activity Statement	0.00	509.00	0.00	1,018.00
31/03/2022	Fund Activity Statement	0.00	509.00	0.00	1,527.00
30/06/2022	Closing Balance	0.00	0.00	0.00	1,527.00
<b>Other Taxes Payable / Activity Statement Payable/Refundable</b>					
01/07/2021	Opening Balance	0.00	0.00	0.00	0.00
30/09/2021	Fund Activity Statement	0.00	0.00	509.00	509.00
31/12/2021	Fund Activity Statement	0.00	0.00	509.00	1,018.00
31/03/2022	Fund Activity Statement	0.00	0.00	509.00	1,527.00
19/04/2022	Fund Activity Statement	0.00	509.00	0.00	1,018.00
19/04/2022	Fund Activity Statement	0.00	509.00	0.00	509.00

Date	Description	Quantity	Debits	Credits	Balance
30/06/2022	Closing Balance	0.00	0.00	0.00	509.00
<b>Fund Suspense / CBA Bank Account</b>					
01/07/2021	Opening Balance	0.00	0.00	0.00	0.00
06/07/2021	Direct Credit 048950 Boss Access Acco Cointreee55y8728	0.00	0.00	10,000.00	10,000.00
06/07/2021	Direct Credit 048950 Boss Access Acco Cointreee55y8728	0.00	10,000.00	0.00	0.00
07/07/2021	TAX OFFICE PAYMENTS NetBank BPAY 75556 001291846850263860 ATO IAS	0.00	156.00	0.00	156.00
07/07/2021	Transfer to other Bank NetBank Jaggards	0.00	0.00	2,480.00	2,324.00
07/07/2021	Transfer to other Bank NetBank Jaggards	0.00	0.00	4,000.00	6,324.00
07/07/2021	Transfer to other Bank NetBank Jaggards	0.00	6,480.00	0.00	156.00
15/07/2021	Direct Debit 523294 NEOS LIFE 111603075/4904596	0.00	0.00	349.76	193.76
15/07/2021	Direct Debit 523294 NEOS LIFE 111603075/4904596	0.00	349.76	0.00	156.00
29/07/2021	Transfer from xx6919 NetBank Mau Jun21 Super	0.00	0.00	1,026.00	870.00
29/07/2021	Transfer from xx6919 NetBank Mau Jun21 Super	0.00	1,026.00	0.00	156.00
01/08/2021	Credit Interest	0.00	0.00	0.02	155.98
01/08/2021	Credit Interest	0.00	0.02	0.00	156.00
16/08/2021	Direct Debit 523294 NEOS LIFE 111603075/5245859	0.00	0.00	349.76	193.76

Date	Description	Quantity	Debits	Credits	Balance
16/08/2021	Direct Debit 523294 NEOS LIFE 111603075/5245859	0.00	349.76	0.00	156.00
18/08/2021	TAX OFFICE PAYMENTS NetBank BPAY 75556 001291846850263860 ATO AS 12Aug21	0.00	0.00	1,018.00	862.00
18/08/2021	TAX OFFICE PAYMENTS NetBank BPAY 75556 001291846850263860 ATO AS 12Aug21	0.00	156.00	0.00	706.00
18/08/2021	TAX OFFICE PAYMENTS NetBank BPAY 75556 001291846850263860 ATO AS 12Aug21	0.00	862.00	0.00	156.00
18/08/2021	TAX OFFICE PAYMENTS NetBank BPAY 75556 001291846850263860 ATO IAS	0.00	0.00	156.00	0.00
15/09/2021	Direct Debit 523294 NEOS LIFE 111603075/5609531	0.00	0.00	349.76	349.76
15/09/2021	Direct Debit 523294 NEOS LIFE 111603075/5609531	0.00	349.76	0.00	0.00
22/09/2021	Direct Credit 481471 SuperChoice P/L PC150921-163750623	0.00	0.00	3,025.38	3,025.38
22/09/2021	Direct Credit 481471 SuperChoice P/L PC150921-163750623	0.00	3,025.38	0.00	0.00
06/10/2021	Transfer To Jaggards Pty Limited NetBank Jaggards for M and M King Sup...	0.00	0.00	1,835.50	1,835.50
06/10/2021	Transfer To Jaggards Pty Limited NetBank Jaggards for M and M King Sup...	0.00	0.00	2,504.00	4,339.50
06/10/2021	Transfer To Jaggards Pty Limited NetBank Jaggards for M and M King Sup...	0.00	4,339.50	0.00	0.00
15/10/2021	Direct Debit 523294 NEOS LIFE 111603075/5985053	0.00	0.00	349.76	349.76
15/10/2021	Direct Debit 523294 NEOS LIFE 111603075/5985053	0.00	349.76	0.00	0.00

Date	Description	Quantity	Debits	Credits	Balance
20/10/2021	Direct Credit 048950 Boss Access Acco Cointreee5y10153	0.00	0.00	10,000.00	10,000.00
20/10/2021	Direct Credit 048950 Boss Access Acco Cointreee5y10153	0.00	10,000.00	0.00	0.00
21/10/2021	Transfer To Jaggard NetBank Jaggards	0.00	0.00	4,722.50	4,722.50
21/10/2021	Transfer To Jaggard NetBank Jaggards	0.00	0.00	4,931.60	9,654.10
21/10/2021	Transfer To Jaggard NetBank Jaggards	0.00	9,654.10	0.00	0.00
28/10/2021	Direct Credit 481471 SuperChoice P/L PC221021-192501828	0.00	0.00	3,230.78	3,230.78
28/10/2021	Direct Credit 481471 SuperChoice P/L PC221021-192501828	0.00	3,230.78	0.00	0.00
01/11/2021	Credit Interest	0.00	0.00	0.02	0.02
01/11/2021	Credit Interest	0.00	0.02	0.00	0.00
15/11/2021	Direct Debit 523294 NEOS LIFE 111603075/6377558	0.00	0.00	349.76	349.76
15/11/2021	Direct Debit 523294 NEOS LIFE 111603075/6377558	0.00	349.76	0.00	0.00
08/12/2021	Transfer to other Bank NetBank CMC for NVVE	0.00	0.00	2,500.00	2,500.00
08/12/2021	Transfer to other Bank NetBank CMC for NVVE	0.00	2,500.00	0.00	0.00
15/12/2021	Direct Debit 523294 NEOS LIFE 111603075/6788912	0.00	0.00	349.76	349.76
15/12/2021	Direct Debit 523294 NEOS LIFE 111603075/6788912	0.00	349.76	0.00	0.00
15/12/2021	Transfer to other Bank NetBank CMC invest	0.00	0.00	1,000.00	1,000.00



Date	Description	Quantity	Debits	Credits	Balance
15/12/2021	Transfer to other Bank NetBank CMC invest	0.00	1,000.00	0.00	0.00
06/01/2022	Transfer From CMC back to SMSF CREDIT TO ACCOUNT	0.00	0.00	1,348.04	1,348.04
06/01/2022	Transfer From CMC back to SMSF CREDIT TO ACCOUNT	0.00	1,348.04	0.00	0.00
17/01/2022	Direct Debit 523294 NEOS LIFE 111603075/7202255	0.00	0.00	349.76	349.76
17/01/2022	Direct Debit 523294 NEOS LIFE 111603075/7202255	0.00	349.76	0.00	0.00
20/01/2022	Direct Credit 481471 SuperChoice P/L PC140122-187037204	0.00	0.00	1,243.19	1,243.19
20/01/2022	Direct Credit 481471 SuperChoice P/L PC140122-187037204	0.00	1,243.19	0.00	0.00
01/02/2022	Transfer to CBA A/c CommBank app SMSF to MandM	0.00	2,000.00	0.00	2,000.00
02/02/2022	Transfer from xx7903 NetBank MandM to SMSF	0.00	0.00	2,000.00	0.00
02/02/2022	Transfer from xx7903 NetBank MandM to SMSF	0.00	2,000.00	0.00	2,000.00
02/02/2022	Transfer to CBA A/c CommBank app SMSF to MandM	0.00	0.00	2,000.00	0.00
11/02/2022	Transfer to other Bank CommBank app For DCFC	0.00	0.00	2,000.00	2,000.00
11/02/2022	Transfer to other Bank CommBank app For DCFC	0.00	2,000.00	0.00	0.00
15/02/2022	Direct Debit 523294 NEOS LIFE 111603075/7623960	0.00	0.00	349.76	349.76
15/02/2022	Direct Debit 523294 NEOS LIFE 111603075/7623960	0.00	349.76	0.00	0.00

Date	Description	Quantity	Debits	Credits	Balance
11/03/2022	Transfer from xx3721 NetBank DandA to SMSF	0.00	0.00	1,000.00	1,000.00
11/03/2022	Transfer from xx3721 NetBank DandA to SMSF	0.00	1,000.00	0.00	0.00
12/03/2022	Transfer from xx7903 NetBank MandM to SMSF	0.00	0.00	300.00	300.00
12/03/2022	Transfer from xx7903 NetBank MandM to SMSF	0.00	300.00	0.00	0.00
15/03/2022	Direct Debit 002631 BT Life Insuranc Y0889241 062-227	0.00	0.00	4,586.44	4,586.44
15/03/2022	Direct Debit 002631 BT Life Insuranc Y0889241 062-227	0.00	4,586.44	0.00	0.00
15/03/2022	Direct Debit 523294 NEOS LIFE 111603075/8065126	0.00	0.00	349.76	349.76
15/03/2022	Direct Debit 523294 NEOS LIFE 111603075/8065126	0.00	349.76	0.00	0.00
15/03/2022	Return 15/03/22 Direct Debit 002631 BT Life Insuranc Y0889241 062-227	0.00	0.00	4,586.44	4,586.44
15/03/2022	Unpaid Payment Fee	0.00	0.00	5.00	4,591.44
15/03/2022	Unpaid Payment Fee	0.00	5.00	0.00	4,586.44
19/04/2022	Direct Debit 002631 BT Life Insuranc Y0889241 062-227	0.00	0.00	4,586.44	9,172.88
19/04/2022	Direct Debit 002631 BT Life Insuranc Y0889241 062-227	0.00	4,586.44	0.00	4,586.44
19/04/2022	Direct Debit 523294 NEOS LIFE 111603075/8508282	0.00	0.00	441.28	5,027.72
19/04/2022	Direct Debit 523294 NEOS LIFE 111603075/8508282	0.00	441.28	0.00	4,586.44

Date	Description	Quantity	Debits	Credits	Balance
19/04/2022	Return 15/03/22 Direct Debit 002631 BT Life Insuranc Y0889241 062-227	0.00	4,586.44	0.00	0.00
19/04/2022	Return 19/04/22 Direct Debit 002631 BT Life Insuranc Y0889241 062-227	0.00	0.00	4,586.44	4,586.44
19/04/2022	TAX OFFICE PAYMENTS NetBank BPAY 75556 001291846850263860 ATO AS 21 22	0.00	0.00	509.00	5,095.44
19/04/2022	TAX OFFICE PAYMENTS NetBank BPAY 75556 001291846850263860 ATO AS 21 22	0.00	0.00	509.00	5,604.44
19/04/2022	TAX OFFICE PAYMENTS NetBank BPAY 75556 001291846850263860 ATO AS 21 22	0.00	1,018.00	0.00	4,586.44
19/04/2022	Unpaid Payment Fee	0.00	0.00	5.00	4,591.44
19/04/2022	Unpaid Payment Fee	0.00	5.00	0.00	4,586.44
23/04/2022	Transfer from xx7903 NetBank MandM to Super	0.00	0.00	4,000.00	8,586.44
23/04/2022	Transfer from xx7903 NetBank MandM to Super	0.00	4,000.00	0.00	4,586.44
27/04/2022	Direct Debit 002631 BT Life Insuranc Y0889241 062-227	0.00	0.00	4,586.44	9,172.88
27/04/2022	Direct Debit 002631 BT Life Insuranc Y0889241 062-227	0.00	4,586.44	0.00	4,586.44
27/04/2022	Return 19/04/22 Direct Debit 002631 BT Life Insuranc Y0889241 062-227	0.00	4,586.44	0.00	0.00
28/04/2022	Direct Credit 481471 SuperChoice P/L PC200422-183430549	0.00	0.00	773.16	773.16
28/04/2022	Direct Credit 481471 SuperChoice P/L PC200422-183430549	0.00	773.16	0.00	0.00
03/05/2022	Transfer from xx7903 CommBank app MandM to SMSF	0.00	0.00	4,000.00	4,000.00

Date	Description	Quantity	Debits	Credits	Balance
03/05/2022	Transfer from xx7903 CommBank app MandM to SMSF	0.00	4,000.00	0.00	0.00
07/05/2022	Transfer to other Bank CommBank app SMSF to CMC Groy	0.00	0.00	1,450.00	1,450.00
07/05/2022	Transfer to other Bank CommBank app SMSF to CMC Groy	0.00	1,450.00	0.00	0.00
16/05/2022	Direct Debit 523294 NEOS LIFE 111603075/8950315	0.00	0.00	441.28	441.28
16/05/2022	Direct Debit 523294 NEOS LIFE 111603075/8950315	0.00	441.28	0.00	0.00
15/06/2022	Direct Debit 523294 NEOS LIFE 111603075/9404890	0.00	0.00	441.28	441.28
15/06/2022	Direct Debit 523294 NEOS LIFE 111603075/9404890	0.00	441.28	0.00	0.00
21/06/2022	Transfer from xx7903 CommBank app MandM to SMSF	0.00	0.00	5,000.00	5,000.00
21/06/2022	Transfer from xx7903 CommBank app MandM to SMSF	0.00	5,000.00	0.00	0.00
30/06/2022	Closing Balance	0.00	0.00	0.00	0.00
<b>Fund Suspense / CMC Cash Account</b>					
01/07/2021	Opening Balance	0.00	0.00	0.00	0.00
08/12/2021	Transfer to other Bank NetBank CMC for NVVE	0.00	0.00	2,500.00	2,500.00
08/12/2021	Transfer to other Bank NetBank CMC for NVVE	0.00	2,500.00	0.00	0.00
10/12/2021	Bght 100 NVVE:US @ 21.5196	0.00	0.00	2,151.96	2,151.96
10/12/2021	Bght 100 NVVE:US @ 21.5196	0.00	2,151.96	0.00	0.00

Date	Description	Quantity	Debits	Credits	Balance
15/12/2021	Transfer to other Bank NetBank CMC invest	0.00	0.00	1,000.00	1,000.00
15/12/2021	Transfer to other Bank NetBank CMC invest	0.00	1,000.00	0.00	0.00
31/12/2021	DE: 012-010 400213961	0.00	1,348.04	0.00	1,348.04
06/01/2022	DE: 012-010 400213961	0.00	0.00	1,348.04	0.00
11/02/2022	Transfer to other Bank CommBank app For DCFC	0.00	0.00	2,000.00	2,000.00
11/02/2022	Transfer to other Bank CommBank app For DCFC	0.00	2,000.00	0.00	0.00
15/02/2022	Bght 120 DCFC:US @ 13.9582	0.00	0.00	1,674.98	1,674.98
15/02/2022	Bght 120 DCFC:US @ 13.9582	0.00	1,674.98	0.00	0.00
07/05/2022	Transfer to other Bank CommBank app SMSF to CMC Groy	0.00	0.00	1,450.00	1,450.00
07/05/2022	Transfer to other Bank CommBank app SMSF to CMC Groy	0.00	1,450.00	0.00	0.00
11/05/2022	Bght 335 GROY:US @	0.00	0.00	1,559.73	1,559.73
11/05/2022	Bght 335 GROY:US @	0.00	1,559.73	0.00	0.00
30/06/2022	Closing Balance	0.00	0.00	0.00	0.00
<b>Member Entitlement Accounts / Mr Michael King / Accumulation</b>					
01/07/2021	Opening Balance	0.00	0.00	0.00	50,983.04
15/07/2021	Direct Debit 523294 NEOS LIFE 111603075/4904596	0.00	349.76	0.00	50,633.28
15/07/2021	Tax Effect of Direct Member Expenses	0.00	0.00	52.46	50,685.74

Date	Description	Quantity	Debits	Credits	Balance
16/08/2021	Direct Debit 523294 NEOS LIFE 111603075/5245859	0.00	349.76	0.00	50,335.98
16/08/2021	Tax Effect of Direct Member Expenses	0.00	0.00	52.46	50,388.44
15/09/2021	Direct Debit 523294 NEOS LIFE 111603075/5609531	0.00	349.76	0.00	50,038.68
15/09/2021	Tax Effect of Direct Member Expenses	0.00	0.00	52.46	50,091.14
22/09/2021	Contribution Tax Withheld	0.00	453.81	0.00	49,637.33
22/09/2021	Direct Credit 481471 SuperChoice P/L PC150921-163750623	0.00	0.00	3,025.38	52,662.71
15/10/2021	Direct Debit 523294 NEOS LIFE 111603075/5985053	0.00	349.76	0.00	52,312.95
15/10/2021	Tax Effect of Direct Member Expenses	0.00	0.00	52.46	52,365.41
28/10/2021	Contribution Tax Withheld	0.00	484.62	0.00	51,880.79
28/10/2021	Direct Credit 481471 SuperChoice P/L PC221021-192501828	0.00	0.00	3,230.78	55,111.57
15/11/2021	Direct Debit 523294 NEOS LIFE 111603075/6377558	0.00	349.76	0.00	54,761.81
15/11/2021	Tax Effect of Direct Member Expenses	0.00	0.00	52.46	54,814.27
15/12/2021	Direct Debit 523294 NEOS LIFE 111603075/6788912	0.00	349.76	0.00	54,464.51
15/12/2021	Tax Effect of Direct Member Expenses	0.00	0.00	52.46	54,516.97
17/01/2022	Direct Debit 523294 NEOS LIFE 111603075/7202255	0.00	349.76	0.00	54,167.21
17/01/2022	Tax Effect of Direct Member Expenses	0.00	0.00	52.46	54,219.67
20/01/2022	Contribution Tax Withheld	0.00	186.48	0.00	54,033.19

Date	Description	Quantity	Debits	Credits	Balance
20/01/2022	Direct Credit 481471 SuperChoice P/L PC140122-187037204	0.00	0.00	1,243.19	55,276.38
15/02/2022	Direct Debit 523294 NEOS LIFE 111603075/7623960	0.00	349.76	0.00	54,926.62
15/02/2022	Tax Effect of Direct Member Expenses	0.00	0.00	52.46	54,979.08
11/03/2022	Transfer from xx3721 NetBank DandA to SMSF	0.00	0.00	500.00	55,479.08
12/03/2022	Transfer from xx7903 NetBank MandM to SMSF	0.00	0.00	150.00	55,629.08
15/03/2022	Direct Debit 523294 NEOS LIFE 111603075/8065126	0.00	349.76	0.00	55,279.32
15/03/2022	Tax Effect of Direct Member Expenses	0.00	0.00	52.46	55,331.78
19/04/2022	Direct Debit 523294 NEOS LIFE 111603075/8508282	0.00	441.28	0.00	54,890.50
19/04/2022	Tax Effect of Direct Member Expenses	0.00	0.00	66.19	54,956.69
23/04/2022	Transfer from xx7903 NetBank MandM to Super	0.00	0.00	2,000.00	56,956.69
28/04/2022	Contribution Tax Withheld	0.00	115.97	0.00	56,840.72
28/04/2022	Direct Credit 481471 SuperChoice P/L PC200422-183430549	0.00	0.00	773.16	57,613.88
03/05/2022	Transfer from xx7903 CommBank app MandM to SMSF	0.00	0.00	2,000.00	59,613.88
16/05/2022	Direct Debit 523294 NEOS LIFE 111603075/8950315	0.00	441.28	0.00	59,172.60
16/05/2022	Tax Effect of Direct Member Expenses	0.00	0.00	66.19	59,238.79
15/06/2022	Direct Debit 523294 NEOS LIFE 111603075/9404890	0.00	441.28	0.00	58,797.51

Date	Description	Quantity	Debits	Credits	Balance
15/06/2022	Tax Effect of Direct Member Expenses	0.00	0.00	66.19	58,863.70
21/06/2022	Transfer from xx7903 CommBank app MandM to SMSF	0.00	0.00	2,500.00	61,363.70
30/06/2022	Income Taxes Allocated	0.00	0.00	21.83	61,385.53
30/06/2022	Investment Profit or Loss	0.00	17,665.46	0.00	43,720.07
30/06/2022	Tax Effect of Direct Member Expenses	0.00	0.00	0.04	43,720.11
30/06/2022	Closing Balance	0.00	0.00	0.00	43,720.11
<b>Member Entitlement Accounts / Mrs Muh-Ling Chang / Accumulation</b>					
01/07/2021	Opening Balance	0.00	0.00	0.00	34,971.56
29/07/2021	Contribution Tax Withheld	0.00	153.90	0.00	34,817.66
29/07/2021	Transfer from xx6919 NetBank Mau Jun21 Super	0.00	0.00	1,026.00	35,843.66
11/03/2022	Transfer from xx3721 NetBank DandA to SMSF	0.00	0.00	500.00	36,343.66
12/03/2022	Transfer from xx7903 NetBank MandM to SMSF	0.00	0.00	150.00	36,493.66
15/03/2022	Direct Debit 002631 BT Life Insuranc Y0889241 062-227	0.00	4,586.44	0.00	31,907.22
15/03/2022	Tax Effect of Direct Member Expenses	0.00	0.00	687.97	32,595.19
23/04/2022	Transfer from xx7903 NetBank MandM to Super	0.00	0.00	2,000.00	34,595.19
03/05/2022	Transfer from xx7903 CommBank app MandM to SMSF	0.00	0.00	2,000.00	36,595.19
21/06/2022	Transfer from xx7903 CommBank app MandM to SMSF	0.00	0.00	2,500.00	39,095.19



Date	Description	Quantity	Debits	Credits	Balance
30/06/2022	Income Taxes Allocated	0.00	0.00	14.23	39,109.42
30/06/2022	Investment Profit or Loss	0.00	11,523.44	0.00	27,585.98
30/06/2022	Closing Balance	0.00	0.00	0.00	27,585.98

## Permanent Documents

<a href="#">OCR_Consents.pdf</a>
<a href="#">OCR_(G) Investment Strategy.pdf</a>
<a href="#">OCR_(A) Trust Deed.pdf</a>
<a href="#">OCR_(C) Trustee Minutes.pdf</a>
<a href="#">OCR_(D) Application for Membership.pdf</a>

### Prior Year Documents

[2021 Financial Statements.pdf](#)

[2021 Tax Return.pdf](#)

# Self-managed superannuation fund annual return **2022**

## Who should complete this annual return?

Only self-managed superannuation funds (SMSFs) can complete this annual return. All other funds must complete the *Fund income tax return 2022* (NAT 71287).

- !** The *Self-managed superannuation fund annual return instructions 2022* (NAT 71606) (the instructions) can assist you to complete this annual return.
- The SMSF annual return cannot be used to notify us of a change in fund membership. You must update fund details via [ABR.gov.au](http://ABR.gov.au) or complete the Change of details for superannuation entities form (NAT 3036).

## To complete this annual return

- Print clearly, using a BLACK pen only.
- Use BLOCK LETTERS and print one character per box.

S M I T H S T

- Place **X** in ALL applicable boxes.

➤ Postal address for annual returns:

**Australian Taxation Office**  
**GPO Box 9845**  
**[insert the name and postcode**  
**of your capital city]**

For example;

**Australian Taxation Office**  
**GPO Box 9845**  
**SYDNEY NSW 2001**

## Section A: Fund information

**1 Tax file number (TFN)**

➤ To assist processing, write the fund's TFN at the top of pages 3, 5, 7 and 9.

- !** The ATO is authorised by law to request your TFN. You are not obliged to quote your TFN but not quoting it could increase the chance of delay or error in processing your annual return. See the Privacy note in the Declaration.

**2 Name of self-managed superannuation fund (SMSF)**

The Townview Superannuation Fund

**3 Australian business number (ABN) (if applicable)**

**4 Current postal address**

PO Box 230

Suburb/town

Glen Osmond

State/territory

SA

Postcode

5064

**5 Annual return status**

Is this an amendment to the SMSF's 2022 return?

**A** No  Yes

Is this the first required return for a newly registered SMSF?

**B** No  Yes

Fund's tax file number (TFN) \*\*\*\*\*

**6 SMSF auditor**

Auditor's name

Title: MR

Family name

Boys

First given name

Anthony

Other given names

SMSF Auditor Number

100014140

Auditor's phone number

04

10702708

Postal address

PO Box 3376

Suburb/town

Rundle Mall

State/territory

SA

Postcode

5000

Date audit was completed

A

Day Month Year

Was Part A of the audit report qualified?

B No  Yes 

Was Part B of the audit report qualified?

C No  Yes 

If Part B of the audit report was qualified, have the reported issues been rectified?

D No  Yes **7 Electronic funds transfer (EFT)**

We need your self-managed super fund's financial institution details to pay any super payments and tax refunds owing to you.

**A Fund's financial institution account details**

This account is used for super contributions and rollovers. Do not provide a tax agent account here.

Fund BSB number 062227

Fund account number 10186181

Fund account name

The Townview Superannuation Fund

I would like my tax refunds made to this account.  Go to C.**B Financial institution account details for tax refunds**

This account is used for tax refunds. You can provide a tax agent account here.

BSB number

Account number

Account name

**C Electronic service address alias**

Provide the electronic service address alias (ESA) issued by your SMSF messaging provider. (For example, SMSFdataESAAlias). See instructions for more information.

smsfdataflow

Fund's tax file number (TFN) 

- 8 Status of SMSF** Australian superannuation fund **A** No  Yes  Fund benefit structure **B**  Code
- Does the fund trust deed allow acceptance of the Government's Super Co-contribution and Low Income Super Amounts? **C** No  Yes

**9 Was the fund wound up during the income year?**

No  Yes  If yes, provide the date on which the fund was wound up  Day Month Year Have all tax lodgment and payment obligations been met? No  Yes

**10 Exempt current pension income**

Did the fund pay retirement phase superannuation income stream benefits to one or more members in the income year?

To claim a tax exemption for current pension income, you must pay at least the minimum benefit payment under the law. Record exempt current pension income at Label **A**.

No  Go to Section B: Income.

Yes  Exempt current pension income amount **A** \$ .00

Which method did you use to calculate your exempt current pension income?

Segregated assets method **B**

Unsegregated assets method **C**  Was an actuarial certificate obtained? **D** Yes

Did the fund have any other income that was assessable?

**E** Yes  Go to Section B: Income.

No  Choosing 'No' means that you do not have any assessable income, including no-TFN quoted contributions. Go to Section C: Deductions and non-deductible expenses. (Do **not** complete Section B: Income.)

If you are entitled to claim any tax offsets, you can list these at Section D: Income tax calculation statement.

Fund's tax file number (TFN)

## Section B: Income

**Do not complete this section** if all superannuation interests in the SMSF were supporting superannuation income streams in the retirement phase for the **entire year**, there was **no** other income that was assessable, and you **have not** realised a deferred notional gain. If you are entitled to claim any tax offsets, you can record these at Section D: Income tax calculation statement.

### 11 Income

Did you have a capital gains tax (CGT) event during the year? **G** No  Yes

If the total capital loss or total capital gain is greater than \$10,000 or you elected to use the transitional CGT relief in 2017 and the deferred notional gain has been realised, complete and attach a *Capital gains tax (CGT) schedule 2022*.

Have you applied an exemption or rollover? **M** No  Yes  Code

Net capital gain **A** \$

Gross rent and other leasing and hiring income **B** \$

Gross interest **C** \$

Forestry managed investment scheme income **X** \$

Gross foreign income **D1** \$  Net foreign income **D** \$  Loss

Australian franking credits from a New Zealand company **E** \$

Transfers from foreign funds **F** \$  Number

Gross payments where ABN not quoted **H** \$

**Calculation of assessable contributions**

Assessable employer contributions **R1** \$

plus Assessable personal contributions **R2** \$

plus **\*\*No-TFN-quoted contributions** **R3** \$   
*(an amount must be included even if it is zero)*

less Transfer of liability to life insurance company or PST **R6** \$

Gross distribution from partnerships **I** \$  Loss

\*Unfranked dividend amount **J** \$

\*Franked dividend amount **K** \$

\*Dividend franking credit **L** \$

\*Gross trust distributions **M** \$  Code

**Assessable contributions (R1 plus R2 plus R3 less R6)** **R** \$

**Calculation of non-arm's length income**

\*Net non-arm's length private company dividends **U1** \$

plus \*Net non-arm's length trust distributions **U2** \$

plus \*Net other non-arm's length income **U3** \$

\*Other income **S** \$  Code

\*Assessable income due to changed tax status of fund **T** \$

**Net non-arm's length income (subject to 45% tax rate) (U1 plus U2 plus U3)** **U** \$

#This is a mandatory label.  
\*If an amount is entered at this label, check the instructions to ensure the correct tax treatment has been applied.

**GROSS INCOME (Sum of labels A to U)** **W** \$  Loss

Exempt current pension income **Y** \$

**TOTAL ASSESSABLE INCOME (W less Y)** **V** \$  Loss

Fund's tax file number (TFN)

## Section C: Deductions and non-deductible expenses

### 12 Deductions and non-deductible expenses

Under 'Deductions' list all expenses and allowances you are entitled to claim a deduction for. Under 'Non-deductible expenses', list all other expenses or normally allowable deductions that you cannot claim as a deduction (for example, all expenses related to exempt current pension income should be recorded in the 'Non-deductible expenses' column).

DEDUCTIONS		NON-DEDUCTIBLE EXPENSES	
Interest expenses within Australia	<b>A1</b> \$ <input type="text" value="0"/> -00	<b>A2</b> \$ <input type="text" value="0"/> -00	
Interest expenses overseas	<b>B1</b> \$ <input type="text" value="0"/> -00	<b>B2</b> \$ <input type="text" value="0"/> -00	
Capital works expenditure	<b>D1</b> \$ <input type="text" value="0"/> -00	<b>D2</b> \$ <input type="text" value="0"/> -00	
Decline in value of depreciating assets	<b>E1</b> \$ <input type="text" value="0"/> -00	<b>E2</b> \$ <input type="text" value="0"/> -00	
Insurance premiums – members	<b>F1</b> \$ <input type="text" value="9058"/> -00	<b>F2</b> \$ <input type="text" value="0"/> -00	
SMSF auditor fee	<b>H1</b> \$ <input type="text" value="0"/> -00	<b>H2</b> \$ <input type="text" value="0"/> -00	
Investment expenses	<b>I1</b> \$ <input type="text" value="2826"/> -00	<b>I2</b> \$ <input type="text" value="0"/> -00	
Management and administration expenses	<b>J1</b> \$ <input type="text" value="0"/> -00	<b>J2</b> \$ <input type="text" value="0"/> -00	
Forestry managed investment scheme expense	<b>U1</b> \$ <input type="text" value="0"/> -00	<b>U2</b> \$ <input type="text" value="0"/> -00	
Other amounts	<b>L1</b> \$ <input type="text" value="0"/> -00 <input type="text" value=""/>	<b>L2</b> \$ <input type="text" value="0"/> -00 <input type="text" value=""/>	
Tax losses deducted	<b>M1</b> \$ <input type="text" value="0"/> -00		

**TOTAL DEDUCTIONS**  
**N** \$ -00  
 (Total **A1** to **M1**)

**TOTAL NON-DEDUCTIBLE EXPENSES**  
**Y** \$ -00  
 (Total **A2** to **L2**)

**#TAXABLE INCOME OR LOSS** -00   
 (TOTAL ASSESSABLE INCOME less TOTAL DEDUCTIONS)

**TOTAL SMSF EXPENSES**  
**Z** \$ -00  
 (N plus Y)

#This is a mandatory label.



Fund's tax file number (TFN) \*\*\*\*\*

## Section D: Income tax calculation statement

**#Important:**

Section B label **R3**, Section C label **O** and Section D labels **A, T1, J, T5** and **I** are mandatory. If you leave these labels blank, you will have specified a zero amount.

### 13 Calculation statement

Please refer to the *Self-managed superannuation fund annual return instructions 2022* on how to complete the calculation statement.

#Taxable income	<b>A</b>	\$	<input type="text" value="0"/>	<b>-00</b>
<i>(an amount must be included even if it is zero)</i>				
#Tax on taxable income	<b>T1</b>	\$	<input type="text" value="0"/>	
<i>(an amount must be included even if it is zero)</i>				
#Tax on no-TFN-quoted contributions	<b>J</b>	\$	<input type="text" value="0"/>	
<i>(an amount must be included even if it is zero)</i>				

Gross tax **B** \$   
*(T1 plus J)*

Foreign income tax offset	<b>C1</b>	\$	<input type="text" value="0"/>	
Rebates and tax offsets	<b>C2</b>	\$	<input type="text"/>	
Non-refundable non-carry forward tax offsets	<b>C</b>	\$	<input type="text" value="0"/>	
<i>(C1 plus C2)</i>				

SUBTOTAL 1  
**T2** \$   
*(B less C – cannot be less than zero)*

Early stage venture capital limited partnership tax offset	<b>D1</b>	\$	<input type="text" value="0"/>	
Early stage venture capital limited partnership tax offset carried forward from previous year	<b>D2</b>	\$	<input type="text" value="0"/>	
Early stage investor tax offset	<b>D3</b>	\$	<input type="text" value="0"/>	
Early stage investor tax offset carried forward from previous year	<b>D4</b>	\$	<input type="text" value="0"/>	
Non-refundable carry forward tax offsets	<b>D</b>	\$	<input type="text" value="0"/>	
<i>(D1 plus D2 plus D3 plus D4)</i>				

SUBTOTAL 2  
**T3** \$   
*(T2 less D – cannot be less than zero)*

Complying fund's franking credits tax offset	<b>E1</b>	\$	<input type="text"/>	
No-TFN tax offset	<b>E2</b>	\$	<input type="text"/>	
National rental affordability scheme tax offset	<b>E3</b>	\$	<input type="text"/>	
Exploration credit tax offset	<b>E4</b>	\$	<input type="text"/>	
Refundable tax offsets	<b>E</b>	\$	<input type="text" value="0"/>	
<i>(E1 plus E2 plus E3 plus E4)</i>				

#TAX PAYABLE **T5** \$   
*(T3 less E – cannot be less than zero)*

Section 102AAM interest charge  
**G** \$

Fund's tax file number (TFN)

Credit for interest on early payments – amount of interest	<b>H1 \$</b> <input type="text"/>
Credit for tax withheld – foreign resident withholding (excluding capital gains)	<b>H2 \$</b> <input type="text"/>
Credit for tax withheld – where ABN or TFN not quoted (non-individual)	<b>H3 \$</b> <input type="text" value="0"/>
Credit for TFN amounts withheld from payments from closely held trusts	<b>H5 \$</b> <input type="text"/>
Credit for interest on no-TFN tax offset	<b>H6 \$</b> <input type="text"/>
Credit for foreign resident capital gains withholding amounts	<b>H8 \$</b> <input type="text"/>
<b>Eligible credits</b>	<b>H \$</b> <input type="text" value="0"/> <i>(H1 plus H2 plus H3 plus H5 plus H6 plus H8)</i>

<b>#Tax offset refunds</b> (Remainder of refundable tax offsets)	<b>I \$</b> <input type="text" value="0"/> <i>(unused amount from label E – an amount must be included even if it is zero)</i>
---	---

**PAYG instalments raised**

**K \$**

**Supervisory levy**

**L \$**

**Supervisory levy adjustment for wound up funds**

**M \$**

**Supervisory levy adjustment for new funds**

**N \$**

<b>AMOUNT DUE OR REFUNDABLE</b> A positive amount at <b>S</b> is what you owe, while a negative amount is refundable to you.	<b>S \$</b> <input type="text" value="-1268"/> <i>(T5 plus G less H less I less K plus L less M plus N)</i>
---	--

#This is a mandatory label.

## Section E: Losses

### 14 Losses

**!** If total loss is greater than \$100,000, complete and attach a *Losses schedule 2022*.

Tax losses carried forward to later income years	<b>U \$</b> <input type="text" value="2586"/> <b>-00</b>
Net capital losses carried forward to later income years	<b>V \$</b> <input type="text" value="14556"/> <b>-00</b>

Fund's tax file number (TFN) \*\*\*\*\*

### Section F: Member information

#### MEMBER 1

Title: MR

Family name King

First given name Michael

Other given names

Member's TFN \*\*\*\*\*

See the Privacy note in the Declaration.

Date of birth 27/07/1966

#### Contributions

OPENING ACCOUNT BALANCE \$ 50983.04

Refer to instructions for completing these labels.

Employer contributions A \$ 8272.51

ABN of principal employer A1

Personal contributions B \$ 7150

CGT small business retirement exemption C \$ 0

CGT small business 15-year exemption amount D \$ 0

Personal injury election E \$ 0

Spouse and child contributions F \$ 0

Other third party contributions G \$ 0

Proceeds from primary residence disposal H \$ 0

Receipt date H1

Assessable foreign superannuation fund amount I \$ 0

Non-assessable foreign superannuation fund amount J \$ 0

Transfer from reserve: assessable amount K \$ 0

Transfer from reserve: non-assessable amount L \$ 0

Contributions from non-complying funds and previously non-complying funds T \$ 0

Any other contributions (including Super Co-contributions and Low Income Super Amounts) M \$ 0

TOTAL CONTRIBUTIONS N \$ 15422.51 (Sum of labels A to M)

#### Other transactions

Accumulation phase account balance S1 \$ 43720.11

Retirement phase account balance - Non CDBIS S2 \$ 0

Retirement phase account balance - CDBIS S3 \$ 0

0 TRIS Count

Allocated earnings or losses O \$ 22685.44

Inward rollovers and transfers P \$ 0

Outward rollovers and transfers Q \$ 0

Lump Sum payments R1 \$

Income stream payments R2 \$

Loss L

Code

Code

CLOSING ACCOUNT BALANCE S \$ 43720.11 (S1 plus S2 plus S3)

Accumulation phase value X1 \$

Retirement phase value X2 \$

Outstanding limited recourse borrowing arrangement amount Y \$

Fund's tax file number (TFN)

**MEMBER 2**

Title:

Family name

First given name

Other given names

Member's TFN   
See the Privacy note in the Declaration.

Date of birth  (Day Month Year)

**Contributions**

OPENING ACCOUNT BALANCE \$

**!** Refer to instructions for completing these labels.

Employer contributions

**A** \$

ABN of principal employer

**A1**

Personal contributions

**B** \$

CGT small business retirement exemption

**C** \$

CGT small business 15-year exemption amount

**D** \$

Personal injury election

**E** \$

Spouse and child contributions

**F** \$

Other third party contributions

**G** \$

Proceeds from primary residence disposal

**H** \$

Receipt date

**H1**  (Day Month Year)

Assessable foreign superannuation fund amount

**I** \$

Non-assessable foreign superannuation fund amount

**J** \$

Transfer from reserve: assessable amount

**K** \$

Transfer from reserve: non-assessable amount

**L** \$

Contributions from non-complying funds and previously non-complying funds

**T** \$

Any other contributions (including Super Co-contributions and Low Income Super Amounts)

**M** \$

**TOTAL CONTRIBUTIONS N** \$

(Sum of labels **A** to **M**)

**Other transactions**

Allocated earnings or losses

**O** \$

Loss

Inward rollovers and transfers

**P** \$

Outward rollovers and transfers

**Q** \$

Lump Sum payments

**R1** \$

Income stream payments

**R2** \$

Code

Code

Accumulation phase account balance **S1** \$

Retirement phase account balance - Non CDBIS **S2** \$

Retirement phase account balance - CDBIS **S3** \$

TRIS Count

**CLOSING ACCOUNT BALANCE S** \$

(**S1** plus **S2** plus **S3**)

Accumulation phase value **X1** \$

Retirement phase value **X2** \$

Outstanding limited recourse borrowing arrangement amount **Y** \$

Fund's tax file number (TFN)

## Section H: Assets and liabilities

### 15 ASSETS

15a Australian managed investments

Listed trusts	<b>A</b>	\$ <input type="text" value="0"/>	-00
Unlisted trusts	<b>B</b>	\$ <input type="text" value="0"/>	-00
Insurance policy	<b>C</b>	\$ <input type="text" value="0"/>	-00
Other managed investments	<b>D</b>	\$ <input type="text" value="0"/>	-00

15b Australian direct investments

Cash and term deposits		<b>E</b>	\$ <input type="text" value="7984"/>	-00
Debt securities		<b>F</b>	\$ <input type="text" value="0"/>	-00
Loans		<b>G</b>	\$ <input type="text" value="0"/>	-00
Listed shares		<b>H</b>	\$ <input type="text" value="0"/>	-00
Unlisted shares		<b>I</b>	\$ <input type="text" value="0"/>	-00
Limited recourse borrowing arrangements		<b>J</b>	\$ <input type="text" value="0"/>	-00

**Limited recourse borrowing arrangements**

Australian residential real property

**J1** \$  -00

Australian non-residential real property

**J2** \$  -00

Overseas real property

**J3** \$  -00

Australian shares

**J4** \$  -00

Overseas shares

**J5** \$  -00

Other

**J6** \$  -00

Property count

**J7**

Non-residential real property	<b>K</b>	\$ <input type="text" value="0"/>	-00
Residential real property	<b>L</b>	\$ <input type="text" value="0"/>	-00
Collectables and personal use assets	<b>M</b>	\$ <input type="text" value="0"/>	-00
Other assets	<b>O</b>	\$ <input type="text" value="60366"/>	-00

15c Other investments

Crypto-Currency	<b>N</b>	\$ <input type="text" value="1916"/>	-00
-----------------	----------	--------------------------------------	-----

15d Overseas direct investments

Overseas shares	<b>P</b>	\$ <input type="text" value="2848"/>	-00
Overseas non-residential real property	<b>Q</b>	\$ <input type="text" value="0"/>	-00
Overseas residential real property	<b>R</b>	\$ <input type="text" value="0"/>	-00
Overseas managed investments	<b>S</b>	\$ <input type="text" value="0"/>	-00
Other overseas assets	<b>T</b>	\$ <input type="text" value="0"/>	-00

<b>TOTAL AUSTRALIAN AND OVERSEAS ASSETS</b>	<b>U</b>	\$ <input type="text" value="73114"/>	-00
(Sum of labels <b>A</b> to <b>T</b> )			

15e In-house assets

Did the fund have a loan to, lease to or investment in, related parties (known as in-house assets) at the end of the income year?

**A** No  Yes  \$  -00

Fund's tax file number (TFN)

**15f Limited recourse borrowing arrangements**

If the fund had an LRBA were the LRBA borrowings from a licensed financial institution? **A** No  Yes

Did the members or related parties of the fund use personal guarantees or other security for the LRBA? **B** No  Yes

**16 LIABILITIES**

Borrowings for limited recourse borrowing arrangements	<b>V1</b> \$ <input type="text" value=""/>	-00		
Permissible temporary borrowings	<b>V2</b> \$ <input type="text" value=""/>	-00		
Other borrowings	<b>V3</b> \$ <input type="text" value=""/>	-00	Borrowings	<b>V</b> \$ <input type="text" value="0"/>
				-00
Total member closing account balances (total of all <b>CLOSING ACCOUNT BALANCES</b> from Sections F and G)			<b>W</b> \$	<input type="text" value="71306"/>
				-00
Reserve accounts	<b>X</b> \$	<input type="text" value="0"/>		-00
Other liabilities	<b>Y</b> \$	<input type="text" value="1808"/>		-00
<b>TOTAL LIABILITIES</b>			<b>Z</b> \$	<input type="text" value="73114"/>
				-00

**Section I: Taxation of financial arrangements**

**17 Taxation of financial arrangements (TOFA)**

Total TOFA gains **H** \$

Total TOFA losses **I** \$

**Section J: Other information**

**Family trust election status**

If the trust or fund has made, or is making, a family trust election, write the four-digit **income year specified** of the election (for example, for the 2021–22 income year, write **2022**). **A**

If revoking or varying a family trust election, print **R** for revoke or print **V** for variation, and complete and attach the *Family trust election, revocation or variation 2022*. **B**

**Interposed entity election status**

If the trust or fund has an existing election, write the earliest income year specified. If the trust or fund is making one or more elections this year, write the earliest income year being specified and complete an *Interposed entity election or revocation 2022* for each election.

If revoking an interposed entity election, print **R**, and complete and attach the *Interposed entity election or revocation 2022*. **D**

Section K: **Declarations**

 Penalties may be imposed for false or misleading information in addition to penalties relating to any tax shortfalls.

**Important**

Before making this declaration check to ensure that all income has been disclosed and the annual return, all attached schedules and any additional documents are true and correct in every detail. If you leave labels blank, you will have specified a zero amount or the label was not applicable to you. If you are in doubt about any aspect of the annual return, place all the facts before the ATO.

**Privacy**

The ATO is authorised by the *Taxation Administration Act 1953* to request the provision of tax file numbers (TFNs). We will use the TFN to identify the entity in our records. It is not an offence not to provide the TFN. However if you do not provide the TFN, the processing of this form may be delayed.

Taxation law authorises the ATO to collect information and disclose it to other government agencies. For information about your privacy go to [ato.gov.au/privacy](http://ato.gov.au/privacy)

**TRUSTEE'S OR DIRECTOR'S DECLARATION:**

I declare that, the current trustees and directors have authorised this annual return and it is documented as such in the SMSF's records. I have received a copy of the audit report and are aware of any matters raised therein. The information on this annual return, including any attached schedules and additional documentation is true and correct.

Authorised trustee's, director's or public officer's signature

Date  Day /  Month /  Year

**Preferred trustee or director contact details:**

Title:

Family name

First given name

Other given names

Phone number

Email address

Non-individual trustee name (if applicable)

ABN of non-individual trustee

Time taken to prepare and complete this annual return  Hrs

 The Commissioner of Taxation, as Registrar of the Australian Business Register, may use the ABN and business details which you provide on this annual return to maintain the integrity of the register. For further information, refer to the instructions.

**TAX AGENT'S DECLARATION:**

I declare that the *Self-managed superannuation fund annual return 2022* has been prepared in accordance with information provided by the trustees, that the trustees have given me a declaration stating that the information provided to me is true and correct, and that the trustees have authorised me to lodge this annual return.

Tax agent's signature

Date  Day /  Month /  Year

**Tax agent's contact details**

Title:

Family name

First given name

Other given names

Tax agent's practice

Tax agent's phone number

Reference number

Tax agent number

## The Townview Superannuation Fund Investment Revaluation as at 30 June 2022

Investment	Price Date	Market Price	Quantity	Market Value	Change in Market Value
<b>Foreign Investment Assets</b>					
DCFC.NASDAQ Tritium DCFC Limited (NASDAQ:DCFC)	30 Jun 2022	8.84018	120.00000	1,060.82	(614.16)
GROY.NYSE MKTG Gold Royalty Corp (NYSE MKT:GROY)	30 Jun 2022	3.26608	335.00000	1,094.14	(465.59)
NVVE.NASDAQ Nuvve Holding Corp (NASDAQ:NVVE)	30 Jun 2022	6.79344	100.00000	679.34	(1,472.62)
TBD.FRA Emerald Health Therapeutics Inc (FRA:TBD)	30 Jun 2022	0.02793	499.00000	13.93	(4,325.46)
<b>Foreign Investment Assets Total</b>				<b>2,848.23</b>	<b>(6,877.83)</b>
<b>Unlisted Market</b>					
ADA Cardano	30 Jun 2021	0.00000	0.00000	0.00	(127.80)
BTCCOIN Bitcoin	30 Jun 2022	92,000.00000	0.00005	4.60	(2.98)
BTS BitShares	30 Jun 2021	0.00000	0.00000	0.00	38.97
CELR Celer Network	30 Jun 2021	0.00000	0.00000	0.00	42.48
DEXT DEXTools	30 Jun 2022	0.19591	1,075.71000	210.74	(806.67)
DGB DigiByte	30 Jun 2021	0.00000	0.00000	0.00	60.89
ELONCOIN Dogelon Mars	30 Jun 2022	0.00000	94,803,354.60000	43.61	(377.64)
EMHTF Emerald Health Therapeutics	30 Jun 2021	0.00000	0.00000	0.00	4,256.26
ETHEREUM Ethereum	30 Jun 2022	1,554.50000	0.02000	31.09	(1,174.16)
FTT FTX Token	30 Jun 2021	0.00000	0.00000	0.00	85.13
FUN.COIN FUNToken	30 Jun 2021	0.00000	0.00000	0.00	(2,984.09)
GOLD01 Gold Minted Bar	30 Jun 2022	2,700.90000	8.00000	21,607.20	2,312.28
HBAR.COIN Hedera	30 Jun 2021	0.00000	0.00000	0.00	258.87
HEX HEX	30 Jun 2022	0.05250	2,876.03000	151.00	13.46
HINA Hina Inu	30 Jun 2022	0.00000	9,829,666,578,252.00000	0.00	0.00
IOST IOST	30 Jun 2021	0.00000	0.00000	0.00	51.00
IOTX IOTEX	30 Jun 2021	0.00000	0.00000	0.00	59.55
PLAT Platinum Coin	30 Jun 2022	1,368.65000	6.00000	8,211.90	(224.04)
POWR Power Ledger	30 Jun 2021	0.00000	0.00000	0.00	121.25
QKC QuarkChain	30 Jun 2021	0.00000	0.00000	0.00	718.29



**The Townview Superannuation Fund**  
**Investment Revaluation as at 30 June 2022**

Investment		Price Date	Market Price	Quantity	Market Value	Change in Market Value
<b>Unlisted Market</b>						
REQ	Request	30 Jun 2021	0.00000	0.00000	0.00	145.15
SC	Siacoin	30 Jun 2021	0.00000	0.00000	0.00	18.50
Silver01	Silver Minted Coins	30 Jun 2022	38.60000	478.00000	18,450.80	915.69
STMX	StormX	30 Jun 2021	0.00000	0.00000	0.00	47.04
THETA	Theta Coin	30 Jun 2021	0.00000	0.00000	0.00	(15,321.76)
TRX	Tron	30 Jun 2021	0.00000	0.00000	0.00	(468.80)
USDT1	USDT (Tether)	30 Jun 2022	1.45530	1,013.56000	1,475.03	5.04
XLM	XLM Stellar	30 Jun 2021	0.00000	0.00000	0.00	92.82
XRP	XRP	30 Jun 2021	0.00000	0.00000	0.00	(1,529.25)
XVG	Verge	30 Jun 2021	0.00000	0.00000	0.00	27.30
<b>Unlisted Market Total</b>					<b>50,185.97</b>	<b>(13,747.22)</b>
<b>Fund Total</b>					<b>53,034.20</b>	<b>(20,625.05)</b>

**The Townview Superannuation Fund  
Investment Income Comparison Report  
For the period 1 July 2021 to 30 June 2022**

Payment Date	Income Type	Ledger Data		Diff *	Announcement Data				
		Total Income	Tax Credits+		Quantity	Held < 45 Days	Amount Per Unit	Total Income	Tax Credits+
<b>Cash At Bank</b>									
<b>CBA #6181: CBA Bank Account</b>									
01/08/2021	Interest	0.02	0.00						
01/11/2021	Interest	0.02	0.00						
		0.04	0.00						
<b>Total</b>		<b>0.04</b>	<b>0.00</b>						
<b>Shares in Listed Companies - Foreign</b>									
<b>GROY.NYSE MKT: Gold Royalty Corp (NYSE MKT:GROY)</b>									
30/06/2022	Foreign Income	0.00	0.00	*	335	0	0.0145	4.86	0.73
		0.00	0.00					4.86	0.73
<b>Total</b>		<b>0.00</b>	<b>0.00</b>					<b>4.86</b>	<b>0.73</b>

+Note: Tax Credits refer to franking credits for domestic income and foreign tax credits where the income is foreign in nature.

## The Townview Superannuation Fund

### Tax Accounting Reconciliation

For the period 1 July 2021 to 30 June 2022

Operating Statement Profit vs. Provision for Income Tax	2022 \$
<b>Benefits Accrued as a Result of Operations before Income Tax</b>	<b>(14,648.51)</b>
<b><u>ADD:</u></b>	
Decrease in Market Value	20,625.05
Realised Capital Losses	5,737.80
<b><u>LESS:</u></b>	
Non-Taxable Contributions	14,300.00
Rounding	0.34
<b>Taxable Income or Loss</b>	<b><u><u>(2,586.00)</u></u></b>

	Income Amount	Tax Amount
Gross Tax @ 15% for Concessional Income	(2,586.00)	0.00
Gross Tax @ 45% for Net Non-Arm's Length Income	0.00	0.00
No-TFN Quoted Contributions @ 32%	0.00	0.00
Change in Carried Forward Losses	2,586.00	0.00
<b>Provision for Income Tax</b>		<b><u><u>0.00</u></u></b>

### Provision for Income Tax vs. Income Tax Expense

<b>Provision for Income Tax</b>	<b><u>0.00</u></b>
<b>Income Tax Expense</b>	<b><u><u>0.00</u></u></b>

### Provision for Income Tax vs. Income Tax Payable

<b>Provision for Income Tax</b>	<b>0.00</b>
<b><u>LESS:</u></b>	
Income Tax Instalments Paid	1,527.00
<b>Income Tax Payable (Receivable)</b>	<b><u><u>(1,527.00)</u></u></b>

### Exempt Current Pension Income Settings

Pension Exempt % (Actuarial)	0.0000%
Pension Exempt % (Expenses)	0.0000%
Assets Segregated For Pensions	No

**The Townview Superannuation Fund**  
**Statement of Taxable Income**  
**For the Period from 1 July 2021 to 30 June 2022**

Description	Investment Reference	Date	Tax Return Ref.	Amount
				<b>Section B</b>
<b>Income</b>				
<b>Net Capital Gain</b>				
Gross Capital Gain - Shares & Units - Other Shares	As Per Investment Disposals CGT Report	30 Jun 2022	A	63,213.00
Gross Capital Gain - Shares & Units - Other Units	As Per Investment Disposals CGT Report	30 Jun 2022	A	20,617.00
Deferred Capital Gain Realised		30 Jun 2022	A	0.00
Less Capital Losses Applied		30 Jun 2022	A	(83,830.00)
Less Discount		30 Jun 2022	A	0.00
<b>Total Net Capital Gain</b>			<b>A</b>	<b>0.00</b>
<b>Total Gross Rent and Other Leasing &amp; Hiring Income</b>			<b>B</b>	<b>0.00</b>
<b>Gross Interest</b>				
Credit Interest	CBA #6181: CBA Bank Account	01 Aug 2021	C	0.02
Credit Interest	CBA #6181: CBA Bank Account	01 Nov 2021	C	0.02
Less Rounding			C	(0.04)
<b>Total Gross Interest</b>			<b>C</b>	<b>0.00</b>
<b>Total Forestry Managed Investment Scheme Income</b>			<b>X</b>	<b>0.00</b>
<b>Total Net Foreign Income</b>			<b>D</b>	<b>0.00</b>
<b>Total Australian Franking Credits from a New Zealand Company</b>			<b>E</b>	<b>0.00</b>
<b>Total Transfers from Foreign Funds</b>			<b>F</b>	<b>0.00</b>
<b>Total Gross Payments where ABN not quoted</b>			<b>H</b>	<b>0.00</b>
<b>Total Gross Distribution from Partnerships</b>			<b>I</b>	<b>0.00</b>
<b>Total Unfranked Dividend Amount</b>			<b>J</b>	<b>0.00</b>
<b>Total Franked Dividend Amount</b>			<b>K</b>	<b>0.00</b>
<b>Total Dividend Franking Credit</b>			<b>L</b>	<b>0.00</b>
<b>Total Gross Trust Distributions</b>			<b>M</b>	<b>0.00</b>
<b>Assessable Employer Contributions</b>				
Direct Credit 481471 SuperChoice P/L PC150921-163750623	1: Michael King	22 Sep 2021	R1	3,025.38
Direct Credit 481471 SuperChoice P/L PC221021-192501828	1: Michael King	28 Oct 2021	R1	3,230.78
Direct Credit 481471 SuperChoice P/L PC140122-187037204	1: Michael King	20 Jan 2022	R1	1,243.19
Direct Credit 481471 SuperChoice P/L PC200422-183430549	1: Michael King	28 Apr 2022	R1	773.16
Transfer from xx6919 NetBank Mau Jun21 Super	2: Muh-Ling Chang	29 Jul 2021	R1	1,026.00
Less Rounding			R1	(0.51)
<b>Total Assessable Employer Contributions</b>			<b>R1</b>	<b>9,298.00</b>
<b>Total Assessable Personal Contributions</b>			<b>R2</b>	<b>0.00</b>
<b>Total No-TFN quoted contributions</b>			<b>R3</b>	<b>0.00</b>
<b>Total Transfer of Liability to life insurance company or PST</b>			<b>R6</b>	<b>0.00</b>

**The Townview Superannuation Fund**  
**Statement of Taxable Income**  
**For the Period from 1 July 2021 to 30 June 2022**

Description	Investment Reference	Date	Tax Return Ref.	Amount
<b>Total Assessable Contributions</b>			<b>R</b>	<b>9,298.00</b>
<b>Total Other Income</b>			<b>S</b>	<b>0.00</b>
<b>Total Assessable Income Due to Changed Tax Status of Fund</b>			<b>T</b>	<b>0.00</b>
<b>Total Net Non-arm's Length Income</b>			<b>U</b>	<b>0.00</b>
<b>Total Exempt Current Pension Income</b>			<b>Y</b>	<b>0.00</b>
<b>Total Assessable Income</b>				<b>9,298.00</b>
<b>Deductions</b>			<b>Section C</b>	
<b>Total Interest Expenses within Australia</b>			<b>A</b>	<b>0.00</b>
<b>Total Interest Expenses Overseas</b>			<b>B</b>	<b>0.00</b>
<b>Total Capital Works Deductions</b>			<b>D</b>	<b>0.00</b>
<b>Total Deduction for Decline in Value of Depreciating Assets</b>			<b>E</b>	<b>0.00</b>
<b>Death or Disability Premiums</b>				
Direct Debit 523294 NEOS LIFE 111603075/4904596	1: Michael King	15 Jul 2021	F	349.76
Direct Debit 523294 NEOS LIFE 111603075/5245859	1: Michael King	16 Aug 2021	F	349.76
Direct Debit 523294 NEOS LIFE 111603075/5609531	1: Michael King	15 Sep 2021	F	349.76
Direct Debit 523294 NEOS LIFE 111603075/5985053	1: Michael King	15 Oct 2021	F	349.76
Direct Debit 523294 NEOS LIFE 111603075/6377558	1: Michael King	15 Nov 2021	F	349.76
Direct Debit 523294 NEOS LIFE 111603075/6788912	1: Michael King	15 Dec 2021	F	349.76
Direct Debit 523294 NEOS LIFE 111603075/7202255	1: Michael King	17 Jan 2022	F	349.76
Direct Debit 523294 NEOS LIFE 111603075/7623960	1: Michael King	15 Feb 2022	F	349.76
Direct Debit 523294 NEOS LIFE 111603075/8065126	1: Michael King	15 Mar 2022	F	349.76
Direct Debit 523294 NEOS LIFE 111603075/8508282	1: Michael King	19 Apr 2022	F	441.28
Direct Debit 523294 NEOS LIFE 111603075/8950315	1: Michael King	16 May 2022	F	441.28
Direct Debit 523294 NEOS LIFE 111603075/9404890	1: Michael King	15 Jun 2022	F	441.28
Direct Debit 002631 BT Life Insuranc Y0889241 062-227	2: Muh-Ling Chang	15 Mar 2022	F	4,586.44
<i>Less Rounding</i>			F	(0.12)
<b>Total Death or Disability Premiums</b>			<b>F</b>	<b>9,058.00</b>
<b>Total Death Benefit Increase</b>			<b>G</b>	<b>0.00</b>
<b>Total Approved Auditor Fee</b>			<b>H</b>	<b>0.00</b>
<b>Investment Expenses</b>				
Unpaid Payment Fee	CBA #6181: CBA Bank Account	15 Mar 2022	I	5.00
Unpaid Payment Fee	CBA #6181: CBA Bank Account	19 Apr 2022	I	5.00
Cryptotrading Fee	ETHEREUM: Ethereum	30 Jun 2022	I	2,816.09
<i>Less Rounding</i>			I	(0.09)
<b>Total Investment Expenses</b>			<b>I</b>	<b>2,826.00</b>
<b>Total Management and Administration Expenses</b>			<b>J</b>	<b>0.00</b>
<b>Total Forestry Managed Investment Scheme Deduction</b>			<b>U</b>	<b>0.00</b>
<b>Total Other Deductions</b>			<b>L</b>	<b>0.00</b>
<b>Tax Losses Deducted</b>				
Tax Losses Brought Forward		30 Jun 2022	M	0.00
Less Net Exempt Income		30 Jun 2022	M	0.00

**The Townview Superannuation Fund**  
**Statement of Taxable Income**  
For the Period from 1 July 2021 to 30 June 2022

Description	Investment Reference	Date	Tax Return Ref.	Amount
Total Tax Losses Deducted			M	0.00
<b>Total Deductions</b>				<b>11,884.00</b>
<b>Taxable Income or Loss</b>		(V - N)	O	<b>-2,586.00</b>

**Income Tax Calculation Statement**

**Section D**

**Gross Tax**

Gross Tax @ 15% for Concessional Income		30 Jun 2022	T1	0.00
Gross Tax @ 45% for Net Non-Arm's Length Income		30 Jun 2022	T1	0.00
No-TFN Quoted Contributions @ 32%		30 Jun 2022	J	0.00

<b>Total Gross Tax</b>				<b>0.00</b>
------------------------	--	--	--	-------------

Total Credit: Foreign Tax Income Offset			C1	0.00
---	--	--	----	------

Total Credit: Rebates and Tax Offset			C2	0.00
--------------------------------------	--	--	----	------

<b>Rebates and Offsets</b>			C	<b>0.00</b>
----------------------------	--	--	---	-------------

<b>SUBTOTAL</b>				<b>0.00</b>
-----------------	--	--	--	-------------

Total Credit: Refundable Franking Credits			E1	0.00
---	--	--	----	------

Total Credit: No-TFN Tax Offset			E2	0.00
---------------------------------	--	--	----	------

Total Credit: Refundable National Rental Affordability Scheme Tax Offset			E3	0.00
--	--	--	----	------

Total Credit: Interest on Early Payments			H1	0.00
--	--	--	----	------

Total Credit: Foreign Resident Withholding			H2	0.00
--	--	--	----	------

Total Credit: ABN/TFN Not Quoted (Non-Individual)			H3	0.00
---	--	--	----	------

Total Credit: Interest on No-TFN Tax Offset			H6	0.00
---	--	--	----	------

<b>Total Eligible Credits</b>				<b>0.00</b>
-------------------------------	--	--	--	-------------

<b>Net Tax Payable</b>				<b>0.00</b>
------------------------	--	--	--	-------------

**PAYG Instalments Raised**

Fund Activity Statement		30 Sep 2021	K	509.00
Fund Activity Statement		31 Dec 2021	K	509.00
Fund Activity Statement		31 Mar 2022	K	509.00

<b>Total PAYG Instalments Raised</b>			K	<b>1,527.00</b>
--------------------------------------	--	--	---	-----------------

Total Supervisory Levy			L	259.00
------------------------	--	--	---	--------

Total Supervisory Levy Adjustment for Wound Up Funds			M	0.00
--	--	--	---	------

Total Supervisory Levy Adjustment for New Funds			N	0.00
---	--	--	---	------

<b>Total Amount Due / (Refundable)</b>				<b>(1,268.00)</b>
--	--	--	--	-------------------

## The Townview Superannuation Fund

### Members Summary Report - For the period 1/07/2021 to 30/06/2022

Member's Detail	Opening Balance	Increases				Decreases					Closing Balance	
		Contrib	Tran In	Profit	Ins Proc	Tax	Exp	Ins Prem	Tran Out	Ben Paid		
<b>Mr Michael King</b>												
4/66 WHITING ST ARTARMON NSW 2064												
Accumulation	<b>Accumulation</b>	50,983.04	15,422.51	0.00	(17,665.46)	0.00	(548.30)	0.00	(4,471.68)	0.00	0.00	43,720.11
		50,983.04	15,422.51	0.00	(17,665.46)	0.00	(548.30)	0.00	(4,471.68)	0.00	0.00	43,720.11
<b>Mrs Muh-Ling Chang</b>												
4/66 WHITING ST ARTARMON NSW 2064												
Accumulation	<b>Accumulation</b>	34,971.56	8,176.00	0.00	(11,523.44)	0.00	548.30	0.00	(4,586.44)	0.00	0.00	27,585.98
		34,971.56	8,176.00	0.00	(11,523.44)	0.00	548.30	0.00	(4,586.44)	0.00	0.00	27,585.98
		85,954.60	23,598.51	0.00	(29,188.90)	0.00	0.00	0.00	(9,058.12)	0.00	0.00	71,306.09

## The Townview Superannuation Fund

### Investment Summary as at 30 June 2022

Investment	Units	Average Cost Price	Market Price	Accounting Cost	Market Value	Unrealised Accounting Gain/(Loss)	Accounting Gain/(Loss) (%)	Portfolio Weight (%)
<b><u>Bank</u></b>								
CBA Bank Account				7,769.50	7,769.50			12.73%
CMC Cash Account				215.29	215.29			0.35%
				<b>7,984.79</b>	<b>7,984.79</b>			<b>13.09%</b>
<b><u>Foreign Investment Assets</u></b>								
Tritium DCFC Limited (NASDAQ:DCFC)	120.00000	13.9582	8.8402	1,674.98	1,060.82	(614.16)	(36.67)%	1.74%
Gold Royalty Corp (NYSE MKT:GROY)	335.00000	4.6559	3.2661	1,559.73	1,094.14	(465.59)	(29.85)%	1.79%
Nuvve Holding Corp (NASDAQ:NVVE)	100.00000	21.5196	6.7934	2,151.96	679.34	(1,472.62)	(68.43)%	1.11%
Emerald Health Therapeutics Inc (FRA:TBD)	499.00000	8.6962	0.0279	4,339.39	13.93	(4,325.46)	(99.68)%	0.02%
				<b>9,726.06</b>	<b>2,848.23</b>	<b>(6,877.83)</b>	<b>(70.72)%</b>	<b>4.67%</b>
<b><u>Unlisted Market</u></b>								
Silver Minted Coins	478.00000	37.6189	38.6000	17,981.85	18,450.80	468.95	2.61%	30.24%
Bitcoin	0.00005	234,600.0000	92,000.0000	11.73	4.60	(7.13)	(60.78)%	0.01%
DEXTools	1,075.71000	0.9458	0.1959	1,017.41	210.74	(806.67)	(79.29)%	0.35%
Dogelon Mars	94,803,354.60000	0.0000	0.0000	421.25	43.61	(377.64)	(89.65)%	0.07%
Ethereum	0.02000	1,677.0000	1,554.5000	33.54	31.09	(2.45)	(7.30)%	0.05%
Gold Minted Bar	8.00000	2,515.8250	2,700.9000	20,126.60	21,607.20	1,480.60	7.36%	35.41%
HEX	2,876.03000	0.0478	0.0525	137.54	151.00	13.46	9.79%	0.25%
Hina Inu	9,666,578,252.00000	0.0000	0.0000	0.00	0.00	0.00	0.00%	- %
Platinum Coin	6.00000	1,689.9750	1,368.6500	10,139.85	8,211.90	(1,927.95)	(19.01)%	13.46%
USDT (Tether)	1,013.56000	1.4503	1.4553	1,469.99	1,475.03	5.04	0.34%	2.42%
				<b>51,339.76</b>	<b>50,185.97</b>	<b>(1,153.79)</b>	<b>(2.25)%</b>	<b>82.25%</b>



**The Townview Superannuation Fund**  
**Investment Summary as at 30 June 2022**

Investment	Units	Average Cost Price	Market Price	Accounting Cost	Market Value	Unrealised Accounting Gain/(Loss)	Accounting Gain/(Loss) (%)	Portfolio Weight (%)
				69,050.61	61,018.99	(8,031.62)	(11.63)%	100.00%

The accounting cost is the original cost base adjusted by any subsequent capital call/improvement or capital return transactions. In many cases, it is not the same as the adjusted or reduced cost base, or the reset cost base resulting from the CGT relief. To view the tax cost base and unrealised gain/(loss) for tax purposes refer to the Unrealised Capital Gains Report or change the report parameter to tax cost base.

**The Townview Superannuation Fund  
Investment Income Summary  
For the period 1 July 2021 to 30 June 2022**

Total Income	Add			Less					Taxable Income (excluding Capital Gains)	Indexed Capital Gains *	Discounted Capital Gains *	Other Capital Gains *	CGT Concession Amount *
	Franking Credits	Foreign Credits	TFN Credits	Tax Free	Tax Exempt	Tax Deferred	Distributed Capital Gains	GST					
<b><u>Bank</u></b>													
CBA Bank Account													
0.04	0.00	0.00	0.00	0.00	0.00	0.00	0.00	0.00	0.04	0.00	0.00	0.00	0.00
<b>0.04</b>	<b>0.00</b>	<b>0.00</b>	<b>0.00</b>	<b>0.00</b>	<b>0.00</b>	<b>0.00</b>	<b>0.00</b>	<b>0.00</b>	<b>0.04</b>	<b>0.00</b>	<b>0.00</b>	<b>0.00</b>	<b>0.00</b>
<b>0.04</b>	<b>0.00</b>	<b>0.00</b>	<b>0.00</b>	<b>0.00</b>	<b>0.00</b>	<b>0.00</b>	<b>0.00</b>	<b>0.00</b>	<b>0.04</b>	<b>0.00</b>	<b>0.00</b>	<b>0.00</b>	<b>0.00</b>

\* Distributed capital gains components correspond to the cash amount received. You should refer to Realised Capital Gains or Distribution Reconciliation Reports for tax and capital gain reporting purpose.

**The Townview Superannuation Fund**  
**Realised Capital Gains**  
**For the period from 1 July 2021 to 30 June 2022**

		Accounting Treatment				Taxation Treatment						
		Quantity	Proceeds	Excess Tax Value*	Original Cost	Accounting Profit/(Loss)	Cost Base Calculation		Capital Gains Calculation			
							Adjusted	Reduced	Indexation	Discounted	Other	Deferred
<b><u>Unlisted Market</u></b>												
<b>BitShares</b>												
17/07/2021	Sale	1,027.00	51.81		100.08	(48.27)		100.08				48.27
		1,027.00	51.81		100.08	(48.27)		100.08			0.00	48.27
<b>Cardano</b>												
10/05/2022	Sale	360.00	348.11		504.50	(156.39)		504.50				156.39
		360.00	348.11		504.50	(156.39)		504.50			0.00	156.39
<b>Celer Network</b>												
17/07/2021	Sale	1,504.00	46.40		100.08	(53.68)		100.08				53.68
		1,504.00	46.40		100.08	(53.68)		100.08			0.00	53.68
<b>DigiByte</b>												
17/07/2021	Sale	3,052.00	155.50		252.25	(96.75)		252.25				96.75
		3,052.00	155.50		252.25	(96.75)		252.25			0.00	96.75
<b>Dogey Inu</b>												
16/11/2021	Sale	00,000,000.00	10,617.55		3,609.02	7,008.53	3,609.02			7,008.53		
15/02/2022	Sale	25,786,517.00	4,064.27		2,574.94	1,489.33	1,697.01	877.93		1,646.37		157.04
		,725,786,517.00	14,681.82		6,183.96	8,497.86	5,306.03	877.93		8,654.90	0.00	157.04
<b>Emerald Health Therapeutics</b>												
01/07/2021	Sale	499.00	4,339.39		4,339.39	0.00	4,339.39			0.00		
		499.00	4,339.39		4,339.39	0.00	4,339.39			0.00	0.00	

**The Townview Superannuation Fund**  
**Realised Capital Gains**  
**For the period from 1 July 2021 to 30 June 2022**

		Accounting Treatment				Taxation Treatment							
		Quantity	Proceeds	Excess Tax Value*	Original Cost	Accounting Profit/(Loss)	Cost Base Calculation		Capital Gains Calculation				
							Adjusted	Reduced	Indexation	Discounted	Other	Deferred	Capital Loss
<b><u>Unlisted Market</u></b>													
<b>Ethereum</b>													
01/07/2021	Sale	0.01	15.29		1.82	13.47	1.82				13.47		
01/07/2021	Sale	0.01	15.37		1.83	13.54	1.83				13.54		
01/07/2021	Sale	0.00	2.21		0.26	1.95	0.26				1.95		
01/07/2021	Sale	0.01	22.35		2.69	19.66	2.69				19.66		
01/07/2021	Sale	0.01	17.93		2.16	15.77	2.16				15.77		
01/07/2021	Sale	0.01	25.48		3.06	22.42	3.06				22.42		
01/07/2021	Sale	0.06	169.61		20.40	149.21	20.40				149.21		
01/07/2021	Sale	0.01	14.32		1.72	12.60	1.72				12.60		
01/07/2021	Sale	0.00	11.85		1.42	10.43	1.42				10.43		
01/07/2021	Sale	0.00	12.88		1.53	11.35	1.53				11.35		
01/07/2021	Sale	0.00	11.17		1.33	9.84	1.33				9.84		
01/07/2021	Sale	0.01	14.45		1.74	12.71	1.74				12.71		
01/07/2021	Sale	0.01	27.08		3.26	23.82	3.26				23.82		
01/07/2021	Sale	0.01	22.81		2.74	20.07	2.74				20.07		
02/07/2021	Sale	0.32	866.22		109.49	756.73	109.49		756.73				
02/07/2021	Sale	3.35	8,999.26		9,469.78	(470.52)		9,469.78			470.52		
02/07/2021	Sale	0.00	0.64		0.08	0.56	0.08		0.56				
02/07/2021	Sale	0.05	134.52		135.10	(0.58)	0.88	134.22	6.09		6.67		
16/07/2021	Sale	0.00	3.15		3.51	(0.36)		3.51			0.36		
17/07/2021	Sale	0.00	8.79		9.57	(0.78)		9.57			0.78		
05/08/2021	Sale	0.93	3,278.85		2,624.65	654.20	2,624.65			654.20			
05/08/2021	Sale	0.01	27.72		21.72	6.00	21.72			6.00			
05/08/2021	Sale	0.01	43.84		35.36	8.48	35.36			8.48			
05/08/2021	Sale	3.00	10,613.11		10,562.00	51.11	10,562.00			51.11			
05/08/2021	Sale	0.07	260.99		257.94	3.05	257.94			3.05			
15/08/2021	Sale	0.01	45.48		37.38	8.10	37.38			8.10			
18/08/2021	Sale	0.53	2,309.49		2,287.94	21.55	2,287.94			21.55			
18/08/2021	Sale	1.47	6,362.58		5,175.15	1,187.43	5,175.15			1,187.43			
18/08/2021	Sale	0.01	45.12		37.77	7.35	37.77			7.35			
18/08/2021	Sale	0.01	50.36		40.90	9.46	40.90			9.46			

**The Townview Superannuation Fund**  
**Realised Capital Gains**  
**For the period from 1 July 2021 to 30 June 2022**

		Accounting Treatment				Taxation Treatment							
		Quantity	Proceeds	Excess Tax Value*	Original Cost	Accounting Profit/(Loss)	Cost Base Calculation		Capital Gains Calculation				
							Adjusted	Reduced	Indexation	Discounted	Other	Deferred	Capital Loss
<b><u>Unlisted Market</u></b>													
<b>Ethereum</b>													
21/08/2021	Sale	4.48	20,621.16		19,214.72	1,406.44	19,214.72			1,406.44			
21/08/2021	Sale	1.52	7,019.14		6,452.00	567.14	6,452.00			567.14			
21/08/2021	Sale	0.00	20.70		19.28	1.42	19.28			1.42			
28/08/2021	Sale	3.00	13,323.55		13,183.61	139.94	8,221.78	4,961.83		177.64		37.70	
28/08/2021	Sale	0.03	149.63		150.41	(0.78)		150.41				0.78	
28/08/2021	Sale	0.01	23.35		23.47	(0.12)		23.47				0.12	
28/08/2021	Sale	0.00	15.96		15.23	0.73	15.23			0.73			
28/08/2021	Sale	0.00	20.23		20.39	(0.16)		20.39				0.16	
28/08/2021	Sale	0.07	319.51		321.11	(1.60)		321.11				1.60	
28/08/2021	Sale	1.15	5,098.86		5,124.81	(25.95)		5,124.81				25.95	
28/08/2021	Sale	1.78	7,932.90		7,973.23	(40.33)		7,973.23				40.33	
31/08/2021	Sale	0.00	19.09		18.60	0.49	18.60			0.49			
31/08/2021	Sale	0.01	23.76		23.16	0.60	23.16			0.60			
31/08/2021	Sale	0.00	21.73		21.15	0.58	21.15			0.58			
31/08/2021	Sale	0.00	22.51		21.95	0.56	21.95			0.56			
31/08/2021	Sale	0.01	28.10		27.36	0.74	27.36			0.74			
31/08/2021	Sale	0.00	19.21		18.73	0.48	18.73			0.48			
31/08/2021	Sale	0.00	19.78		19.27	0.51	19.27			0.51			
31/08/2021	Sale	0.00	22.73		22.13	0.60	22.13			0.60			
31/08/2021	Sale	0.00	21.42		20.88	0.54	20.88			0.54			
10/09/2021	Sale	0.06	292.23		280.47	11.76	280.47			11.76			
10/09/2021	Sale	0.06	278.00		266.83	11.17	266.83			11.17			
10/09/2021	Sale	0.07	323.80		310.78	13.02	310.78			13.02			
10/09/2021	Sale	0.06	303.21		289.64	13.57	289.64			13.57			
10/09/2021	Sale	0.06	294.28		282.44	11.84	282.44			11.84			
10/09/2021	Sale	0.06	292.00		280.25	11.75	280.25			11.75			
10/09/2021	Sale	0.11	493.21		473.40	19.81	473.40			19.81			
10/09/2021	Sale	0.08	349.63		335.55	14.08	335.55			14.08			
10/09/2021	Sale	0.08	383.48		368.06	15.42	368.06			15.42			
10/09/2021	Sale	0.07	330.28		317.00	13.28	317.00			13.28			

**The Townview Superannuation Fund**  
**Realised Capital Gains**  
**For the period from 1 July 2021 to 30 June 2022**

		Accounting Treatment				Taxation Treatment							
		Quantity	Proceeds	Excess Tax Value*	Original Cost	Accounting Profit/(Loss)	Cost Base Calculation		Capital Gains Calculation				
							Adjusted	Reduced	Indexation	Discounted	Other	Deferred	Capital Loss
<b><u>Unlisted Market</u></b>													
<b>Ethereum</b>													
10/09/2021	Sale	0.09	435.58		418.05	17.53	418.05				17.53		
10/09/2021	Sale	0.07	311.65		299.12	12.53	299.12				12.53		
25/09/2021	Sale	0.04	162.68		179.60	(16.92)		179.60				16.92	
25/09/2021	Sale	0.03	120.99		133.60	(12.61)		133.60				12.61	
25/09/2021	Sale	0.01	54.67		62.06	(7.39)		62.06				7.39	
25/09/2021	Sale	2.51	9,961.80		10,688.34	(726.54)		10,688.34				726.54	
25/09/2021	Sale	0.00	4.64		5.14	(0.50)		5.14				0.50	
25/09/2021	Sale	0.01	35.54		40.02	(4.48)		40.02				4.48	
25/09/2021	Sale	0.03	122.59		119.76	2.83	119.76			2.83			
25/09/2021	Sale	0.01	22.75		22.87	(0.12)		22.87				0.12	
25/09/2021	Sale	0.01	26.66		30.00	(3.34)		30.00				3.34	
25/09/2021	Sale	1.49	5,932.96		5,911.24	21.72	5,769.59	141.65		22.11		0.39	
28/09/2021	Sale	1.08	4,339.87		4,276.25	63.62	4,276.25			63.62			
28/09/2021	Sale	0.65	2,603.01		2,554.24	48.77	2,554.24			48.77			
06/10/2021	Sale	1.03	4,776.71		4,089.03	687.68	4,089.03			687.68			
12/10/2021	Sale	0.01	27.98		23.14	4.84	23.14			4.84			
12/10/2021	Sale	0.03	132.46		109.48	22.98	109.48			22.98			
13/10/2021	Sale	0.01	24.59		20.65	3.94	20.65			3.94			
13/10/2021	Sale	1.02	4,786.28		4,030.24	756.04	4,030.24			756.04			
15/10/2021	Sale	0.03	137.69		106.63	31.06	106.63			31.06			
15/10/2021	Sale	0.04	180.95		140.14	40.81	140.14			40.81			
16/10/2021	Sale	0.02	98.61		73.67	24.94	73.67			24.94			
16/10/2021	Sale	0.00	12.46		9.29	3.17	9.29			3.17			
16/10/2021	Sale	0.02	97.91		90.74	7.17	90.74			7.17			
17/10/2021	Sale	0.00	22.11		20.98	1.13	20.98			1.13			
18/10/2021	Sale	1.02	5,266.37		4,990.03	276.34	4,990.03			276.34			
18/10/2021	Sale	0.77	3,859.70		3,859.73	(0.03)	7.20	3,852.53		0.01		0.04	
18/10/2021	Sale	1.25	6,287.29		6,255.97	31.32	3,149.24	3,106.73		31.35		0.03	
18/10/2021	Sale	0.00	22.68		22.43	0.25	22.43			0.25			
18/10/2021	Sale	0.00	14.54		14.52	0.02	14.52			0.02			

**The Townview Superannuation Fund**  
**Realised Capital Gains**  
**For the period from 1 July 2021 to 30 June 2022**

		Accounting Treatment				Taxation Treatment							
		Quantity	Proceeds	Excess Tax Value*	Original Cost	Accounting Profit/(Loss)	Cost Base Calculation		Capital Gains Calculation				
							Adjusted	Reduced	Indexation	Discounted	Other	Deferred	Capital Loss
<b><u>Unlisted Market</u></b>													
<b>Ethereum</b>													
18/10/2021	Sale	0.01	52.31		51.00	1.31	51.00			1.31			
18/10/2021	Sale	0.10	506.92		498.52	8.40	498.52			8.40			
18/10/2021	Sale	0.01	41.68		41.69	(0.01)		41.69				0.01	
19/10/2021	Sale	0.00	7.20		7.21	(0.01)		7.21				0.01	
19/10/2021	Sale	2.00	9,910.73		10,081.28	(170.55)		10,081.28				170.55	
20/10/2021	Sale	0.11	587.02		568.24	18.78	568.24			18.78			
20/10/2021	Sale	0.21	1,109.99		1,074.52	35.47	1,074.52			35.47			
23/10/2021	Sale	0.12	671.64		589.61	82.03	589.61			82.03			
26/10/2021	Sale	0.22	1,231.00		1,102.59	128.41	1,102.59			128.41			
26/10/2021	Sale	0.11	629.85		564.15	65.70	564.15			65.70			
26/10/2021	Sale	0.02	103.39		92.60	10.79	92.60			10.79			
28/10/2021	Sale	0.14	749.95		710.58	39.37	710.58			39.37			
31/10/2021	Sale	0.07	421.25		370.54	50.71	370.54			50.71			
15/11/2021	Sale	0.00	29.55		23.14	6.41	23.14			6.41			
16/11/2021	Sale	0.03	181.89		155.65	26.24	155.65			26.24			
17/11/2021	Sale	0.00	16.19		13.86	2.33	13.86			2.33			
18/11/2021	Sale	0.03	147.98		126.62	21.36	126.62			21.36			
19/11/2021	Sale	0.03	154.50		134.41	20.09	134.41			20.09			
03/12/2021	Sale	0.02	129.34		100.81	28.53	100.81			28.53			
03/12/2021	Sale	0.95	6,153.06		5,042.33	1,110.73	5,042.33			1,110.73			
03/12/2021	Sale	0.16	1,017.41		795.41	222.00	795.41			222.00			
03/12/2021	Sale	0.14	879.50		685.53	193.97	685.53			193.97			
03/12/2021	Sale	0.06	403.11		314.18	88.93	314.18			88.93			
03/12/2021	Sale	0.12	765.07		598.62	166.45	598.62			166.45			
11/12/2021	Sale	0.00	15.88		17.19	(1.31)		17.19				1.31	
17/12/2021	Sale	0.02	116.44		127.67	(11.23)		127.67				11.23	
17/12/2021	Sale	0.02	134.53		147.56	(13.03)		147.56				13.03	
27/12/2021	Sale	0.02	110.99		117.21	(6.22)		117.21				6.22	
30/12/2021	Sale	0.93	4,818.55		5,532.71	(714.16)		5,532.71				714.16	
30/12/2021	Sale	1.52	7,883.41		8,643.02	(759.61)		8,643.02				759.61	

**The Townview Superannuation Fund**  
**Realised Capital Gains**  
**For the period from 1 July 2021 to 30 June 2022**

		Accounting Treatment				Taxation Treatment							
		Quantity	Proceeds	Excess Tax Value*	Original Cost	Accounting Profit/(Loss)	Cost Base Calculation		Capital Gains Calculation				
							Adjusted	Reduced	Indexation	Discounted	Other	Deferred	Capital Loss
<b><u>Unlisted Market</u></b>													
<b>Ethereum</b>													
30/12/2021	Sale	0.60	3,126.05		3,669.86	(543.81)		3,669.86					543.81
03/01/2022	Sale	0.02	102.77		113.49	(10.72)		113.49					10.72
03/01/2022	Sale	0.02	84.61		92.09	(7.48)		92.09					7.48
08/01/2022	Sale	1.98	8,889.22		10,389.72	(1,500.50)		10,389.72					1,500.50
08/01/2022	Sale	0.01	34.63		43.94	(9.31)		43.94					9.31
08/01/2022	Sale	2.04	9,152.62		11,568.65	(2,416.03)		11,568.65					2,416.03
08/01/2022	Sale	0.01	29.65		37.62	(7.97)		37.62					7.97
08/01/2022	Sale	0.01	32.31		40.98	(8.67)		40.98					8.67
08/01/2022	Sale	0.01	28.69		36.37	(7.68)		36.37					7.68
08/01/2022	Sale	0.01	25.64		32.50	(6.86)		32.50					6.86
11/01/2022	Sale	3.00	13,040.28		15,751.46	(2,711.18)		15,751.46					2,711.18
11/01/2022	Sale	0.02	106.33		128.44	(22.11)		128.44					22.11
14/01/2022	Sale	0.33	1,477.70		1,721.74	(244.04)		1,721.74					244.04
31/01/2022	Sale	2.54	9,178.56		11,287.88	(2,109.32)		11,287.88					2,109.32
31/01/2022	Sale	0.02	88.77		89.00	(0.23)		89.00					0.23
31/01/2022	Sale	0.01	47.44		68.81	(21.37)		68.81					21.37
31/01/2022	Sale	0.02	77.55		94.03	(16.48)		94.03					16.48
31/01/2022	Sale	0.01	40.58		40.68	(0.10)		40.68					0.10
31/01/2022	Sale	0.02	64.86		94.09	(29.23)		94.09					29.23
31/01/2022	Sale	0.08	271.15		393.35	(122.20)		393.35					122.20
31/01/2022	Sale	0.45	1,640.65		1,761.54	(120.89)		1,761.54					120.89
31/01/2022	Sale	0.12	416.30		417.43	(1.13)		417.43					1.13
31/01/2022	Sale	0.01	32.63		39.59	(6.96)		39.59					6.96
04/02/2022	Sale	0.34	1,294.22		1,246.59	47.63	1,246.59				47.63		
15/02/2022	Sale	0.01	26.60		22.15	4.45	22.15				4.45		
15/02/2022	Sale	0.01	50.35		41.91	8.44	41.91				8.44		
16/02/2022	Sale	0.03	129.87		105.42	24.45	105.42				24.45		
16/02/2022	Sale	3.20	14,166.69		11,618.84	2,547.85	11,618.84				2,547.85		
16/02/2022	Sale	0.01	23.86		19.36	4.50	19.36				4.50		
26/02/2022	Sale	0.00	14.41		13.70	0.71	13.70				0.71		





**The Townview Superannuation Fund**  
**Realised Capital Gains**  
**For the period from 1 July 2021 to 30 June 2022**

		Accounting Treatment				Taxation Treatment							
		Quantity	Proceeds	Excess Tax Value*	Original Cost	Accounting Profit/(Loss)	Cost Base Calculation		Capital Gains Calculation				
							Adjusted	Reduced	Indexation	Discounted	Other	Deferred	Capital Loss
<b><u>Unlisted Market</u></b>													
<b>Ethereum</b>													
06/05/2022	Sale	0.01	26.03		26.86	(0.83)		26.86				0.83	
06/05/2022	Sale	0.04	169.90		171.40	(1.50)		171.40				1.50	
06/05/2022	Sale	0.01	55.16		56.96	(1.80)		56.96				1.80	
06/05/2022	Sale	0.03	98.55		101.75	(3.20)		101.75				3.20	
06/05/2022	Sale	0.07	249.76		251.95	(2.19)		251.95				2.19	
06/05/2022	Sale	0.04	169.66		171.04	(1.38)		171.04				1.38	
06/05/2022	Sale	0.06	216.87		223.88	(7.01)		223.88				7.01	
06/05/2022	Sale	0.01	30.51		31.50	(0.99)		31.50				0.99	
06/05/2022	Sale	0.02	90.92		91.40	(0.48)		91.40				0.48	
06/05/2022	Sale	0.05	187.19		188.21	(1.02)		188.21				1.02	
06/05/2022	Sale	0.04	165.20		166.08	(0.88)		166.08				0.88	
06/05/2022	Sale	1.78	6,845.20		7,134.43	(289.23)		7,134.43				289.23	
06/05/2022	Sale	0.01	47.15		47.56	(0.41)		47.56				0.41	
06/05/2022	Sale	0.06	233.42		234.68	(1.26)		234.68				1.26	
06/05/2022	Sale	0.01	38.09		38.28	(0.19)		38.28				0.19	
06/05/2022	Sale	1.27	4,888.92		4,924.73	(35.81)		4,924.73				35.81	
06/05/2022	Sale	1.05	4,023.29		4,051.44	(28.15)		4,051.44				28.15	
06/05/2022	Sale	0.05	181.82		187.71	(5.89)		187.71				5.89	
06/05/2022	Sale	0.03	108.89		111.07	(2.18)		111.07				2.18	
06/05/2022	Sale	0.04	171.47		172.37	(0.90)		172.37				0.90	
06/05/2022	Sale	0.01	36.59		36.90	(0.31)		36.90				0.31	
10/05/2022	Sale	0.77	2,653.98		2,755.08	(101.10)		2,755.08				101.10	
10/05/2022	Sale	0.23	802.78		833.36	(30.58)		833.36				30.58	
10/05/2022	Sale	0.16	572.44		630.39	(57.95)		630.39				57.95	
10/05/2022	Sale	0.37	1,265.26		1,426.38	(161.12)		1,426.38				161.12	
10/05/2022	Sale	3.74	13,119.75		13,613.09	(493.34)		13,613.09				493.34	
11/05/2022	Sale	0.03	99.17		101.17	(2.00)		101.17				2.00	
11/05/2022	Sale	0.02	72.00		73.46	(1.46)		73.46				1.46	
11/05/2022	Sale	0.11	357.19		386.10	(28.91)		386.10				28.91	
12/05/2022	Sale	0.08	261.03		273.96	(12.93)		273.96				12.93	

**The Townview Superannuation Fund**  
**Realised Capital Gains**  
**For the period from 1 July 2021 to 30 June 2022**

		Accounting Treatment				Taxation Treatment							
		Quantity	Proceeds	Excess Tax Value*	Original Cost	Accounting Profit/(Loss)	Cost Base Calculation		Capital Gains Calculation				
							Adjusted	Reduced	Indexation	Discounted	Other	Deferred	Capital Loss
<b><u>Unlisted Market</u></b>													
<b>Ethereum</b>													
12/05/2022	Sale	0.95	2,930.67		2,975.43	(44.76)		2,975.43					44.76
12/05/2022	Sale	0.01	38.82		40.31	(1.49)		40.31					1.49
12/05/2022	Sale	0.03	101.14		102.33	(1.19)		102.33					1.19
12/05/2022	Sale	0.09	292.10		303.31	(11.21)		303.31					11.21
12/05/2022	Sale	0.02	56.80		57.14	(0.34)		57.14					0.34
12/05/2022	Sale	0.01	17.11		17.48	(0.37)		17.48					0.37
12/05/2022	Sale	0.06	198.98		206.60	(7.62)		206.60					7.62
12/05/2022	Sale	0.01	18.30		18.99	(0.69)		18.99					0.69
12/05/2022	Sale	0.80	2,450.21		2,508.84	(58.63)	34.79	2,474.05			0.00		58.63
12/05/2022	Sale	0.01	37.73		39.19	(1.46)		39.19					1.46
12/05/2022	Sale	0.04	124.01		128.77	(4.76)		128.77					4.76
12/05/2022	Sale	0.08	244.53		249.71	(5.18)		249.71					5.18
12/05/2022	Sale	2.75	8,465.74		8,520.27	(54.53)		8,520.27					54.53
12/05/2022	Sale	0.01	45.05		45.99	(0.94)		45.99					0.94
12/05/2022	Sale	0.09	270.26		273.43	(3.17)		273.43					3.17
12/05/2022	Sale	0.01	34.79		35.71	(0.92)		35.71					0.92
12/05/2022	Sale	0.45	1,386.67		1,395.23	(8.56)	101.14	1,294.09			0.00		8.56
12/05/2022	Sale	0.09	271.00		274.18	(3.18)		274.18					3.18
12/05/2022	Sale	0.02	52.13		52.74	(0.61)		52.74					0.61
12/05/2022	Sale	0.02	51.44		53.42	(1.98)		53.42					1.98
12/05/2022	Sale	0.05	162.27		165.71	(3.44)		165.71					3.44
15/06/2022	Sale	0.00	5.06		4.99	0.07	4.99				0.07		
15/06/2022	Sale	0.02	26.78		51.81	(25.03)		51.81					25.03
15/06/2022	Sale	0.00	4.66		4.66	0.00	4.66				0.00		
15/06/2022	Sale	0.01	18.39		35.59	(17.20)		35.59					17.20
15/06/2022	Sale	2.61	4,173.89		4,806.42	(632.53)		4,806.42					632.53
15/06/2022	Sale	0.00	5.18		5.10	0.08	5.10				0.08		
15/06/2022	Sale	0.40	631.82		642.86	(11.04)		642.86					11.04
15/06/2022	Sale	0.00	6.40		6.30	0.10	6.30				0.10		
18/06/2022	Sale	0.01	8.58		8.96	(0.38)		8.96					0.38

**The Townview Superannuation Fund**  
**Realised Capital Gains**  
**For the period from 1 July 2021 to 30 June 2022**

		Accounting Treatment				Taxation Treatment							
		Quantity	Proceeds	Excess Tax Value*	Original Cost	Accounting Profit/(Loss)	Cost Base Calculation		Capital Gains Calculation				
							Adjusted	Reduced	Indexation	Discounted	Other	Deferred	Capital Loss
<b><u>Unlisted Market</u></b>													
<b>Ethereum</b>													
19/06/2022	Sale	0.00	2.73		2.86	(0.13)		2.86				0.13	
20/06/2022	Sale	0.00	2.64		2.76	(0.12)		2.76				0.12	
21/06/2022	Sale	0.00	2.42		2.52	(0.10)		2.52				0.10	
24/06/2022	Sale	0.00	1.98		1.95	0.03	1.95			0.03			
		82.32	331,068.76		334,823.86	(3,755.10)	121,021.85	213,802.01		763.38	12,339.08	0.00	16,857.56
<b>FTX Token</b>													
17/07/2021	Sale	4.67	143.99		252.25	(108.26)		252.25				108.26	
		4.67	143.99		252.25	(108.26)		252.25			0.00	108.26	
<b>Funtastic Limited</b>													
30/06/2022	Sale	1.00	0.00		22,784.48	(22,784.48)		22,784.48				22,784.48	
		1.00	0.00		22,784.48	(22,784.48)		22,784.48			0.00	22,784.48	
<b>FUNToken</b>													
06/10/2021	Sale	18,859.00	304.09		194.83	109.26	194.83		109.26				
06/10/2021	Sale	19,076.00	307.59		197.07	110.52	197.07		110.52				
06/10/2021	Sale	199,479.00	3,216.49		2,060.79	1,155.70	2,060.79		1,155.70				
20/10/2021	Sale	12,588.00	202.97		263.25	(60.28)		263.25				60.28	
		250,002.00	4,031.14		2,715.94	1,315.20	2,452.69	263.25	1,375.48		0.00	60.28	
<b>Hedera</b>													
17/07/2021	Sale	1,003.00	254.27		504.50	(250.23)		504.50				250.23	
		1,003.00	254.27		504.50	(250.23)		504.50			0.00	250.23	

**The Townview Superannuation Fund**  
**Realised Capital Gains**  
**For the period from 1 July 2021 to 30 June 2022**

		Accounting Treatment				Taxation Treatment							
		Quantity	Proceeds	Excess Tax Value*	Original Cost	Accounting Profit/(Loss)	Cost Base Calculation		Capital Gains Calculation				
							Adjusted	Reduced	Indexation	Discounted	Other	Deferred	Capital Loss
<b><u>Unlisted Market</u></b>													
<b>HEX</b>													
01/07/2021	Sale	8,169.85	852.10		837.91	14.19	837.91				14.19		
01/07/2021	Sale	7,065.76	736.95		724.67	12.28	724.67				12.28		
01/07/2021	Sale	14,909.43	1,509.19		1,438.82	70.37	261.36	1,177.46			97.63		27.26
01/07/2021	Sale	7,895.98	799.26		581.88	217.38	581.88				217.38		
01/07/2021	Sale	1,598.65	166.74		163.96	2.78	163.96				2.78		
01/07/2021	Sale	7,271.34	758.39		745.76	12.63	745.76				12.63		
01/07/2021	Sale	8,086.75	843.44		829.39	14.05	829.39				14.05		
01/07/2021	Sale	2,281.74	230.97		234.02	(3.05)		234.02					3.05
01/07/2021	Sale	186.40	19.44		19.12	0.32	19.12				0.32		
01/07/2021	Sale	145,322.25	15,156.91		14,927.60	229.31	14,927.60				229.31		
01/07/2021	Sale	7,393.52	771.13		544.86	226.27	544.86				226.27		
01/07/2021	Sale	8,085.25	818.42		829.23	(10.81)		829.23					10.81
01/07/2021	Sale	7,553.32	764.58		556.63	207.95	556.63				207.95		
01/07/2021	Sale	7,961.00	830.32		816.49	13.83	816.49				13.83		
01/07/2021	Sale	79,274.28	8,024.46		8,145.17	(120.71)		8,145.17					120.71
01/07/2021	Sale	6,944.48	724.30		712.24	12.06	712.24				12.06		
16/07/2021	Sale	1,000.00	232.42		73.69	158.73	73.69				158.73		
17/07/2021	Sale	6,082.30	1,362.30		448.23	914.07	448.23				914.07		
17/07/2021	Sale	3,917.70	877.48		288.71	588.77	288.71				588.77		
05/08/2021	Sale	76,663.61	15,356.71		15,385.05	(28.34)	245.87	15,139.18			422.45		450.79
05/08/2021	Sale	3,336.39	668.32		688.83	(20.51)	0.00	688.83			0.00		20.51
15/08/2021	Sale	100,000.00	21,503.10		20,646.06	857.04	20,646.06				857.04		
18/08/2021	Sale	30,000.00	7,101.06		6,193.81	907.25	6,193.81				907.25		
18/08/2021	Sale	30,000.00	7,500.76		6,193.82	1,306.94	6,193.82				1,306.94		
28/08/2021	Sale	99,533.84	29,877.56		20,622.53	9,255.03	20,622.53				9,255.03		
28/08/2021	Sale	100,000.00	29,389.04		25,605.61	3,783.43	25,605.61				3,783.43		
28/08/2021	Sale	466.16	139.93		96.24	43.69	96.24				43.69		
28/08/2021	Sale	1,000.00	312.38		206.46	105.92	206.46				105.92		
28/08/2021	Sale	1,000.00	312.38		256.06	56.32	256.06				56.32		
31/08/2021	Sale	10,000.00	3,419.64		2,560.56	859.08	2,560.56				859.08		

**The Townview Superannuation Fund**  
**Realised Capital Gains**  
**For the period from 1 July 2021 to 30 June 2022**

		Accounting Treatment				Taxation Treatment							
		Quantity	Proceeds	Excess Tax Value*	Original Cost	Accounting Profit/(Loss)	Cost Base Calculation		Capital Gains Calculation				
							Adjusted	Reduced	Indexation	Discounted	Other	Deferred	Capital Loss
<b><u>Unlisted Market</u></b>													
<b>HEX</b>													
31/08/2021	Sale	10,000.00	3,419.64		2,560.56	859.08	2,560.56				859.08		
31/08/2021	Sale	10,000.00	3,419.64		2,560.56	859.08	2,560.56				859.08		
31/08/2021	Sale	10,000.00	3,419.64		2,560.56	859.08	2,560.56				859.08		
31/08/2021	Sale	10,000.00	3,419.64		2,560.56	859.08	2,560.56				859.08		
31/08/2021	Sale	10,000.00	3,419.64		2,560.57	859.07	2,560.57				859.07		
31/08/2021	Sale	10,000.00	3,348.55		2,560.56	787.99	2,560.56				787.99		
31/08/2021	Sale	10,000.00	3,419.64		2,560.56	859.08	2,560.56				859.08		
31/08/2021	Sale	10,000.00	3,348.55		2,560.56	787.99	2,560.56				787.99		
25/09/2021	Sale	378.80	245.97		244.69	1.28	244.69				1.28		
25/09/2021	Sale	3,764.08	2,444.20		1,277.28	1,166.92	1,277.28				1,166.92		
25/09/2021	Sale	7,985.81	5,185.59		2,044.82	3,140.77	2,044.82				3,140.77		
25/09/2021	Sale	7,437.32	4,783.04		4,804.15	(21.11)		4,804.15					21.11
25/09/2021	Sale	4,638.08	2,982.81		2,995.98	(13.17)		2,995.98					13.17
25/09/2021	Sale	4,336.82	2,816.69		2,801.38	15.31	2,801.38			15.31			
25/09/2021	Sale	7,456.99	4,843.19		4,816.86	26.33	4,816.86			26.33			
25/09/2021	Sale	8,206.20	5,329.78		5,300.81	28.97	5,300.81			28.97			
25/09/2021	Sale	7,871.31	5,111.24		5,084.49	26.75	5,084.49			26.75			
25/09/2021	Sale	781.58	501.18		504.86	(3.68)		504.86					3.68
25/09/2021	Sale	10,945.91	7,018.94		7,070.53	(51.59)		7,070.53					51.59
25/09/2021	Sale	7,924.59	5,096.41		5,118.91	(22.50)		5,118.91					22.50
25/09/2021	Sale	8,272.52	5,304.65		5,343.65	(39.00)		5,343.65					39.00
13/10/2021	Sale	7,057.88	3,567.93		4,559.05	(991.12)		4,559.05					991.12
13/10/2021	Sale	2,942.12	1,487.31		1,900.47	(413.16)		1,900.47					413.16
18/10/2021	Sale	7,652.42	2,790.40		4,956.25	(2,165.85)		4,956.25					2,165.85
18/10/2021	Sale	8,195.10	2,988.28		5,307.71	(2,319.43)		5,307.71					2,319.43
18/10/2021	Sale	8,223.09	2,998.49		5,241.93	(2,243.44)		5,241.93					2,243.44
18/10/2021	Sale	7,781.74	2,837.55		4,732.21	(1,894.66)		4,732.21					1,894.66
18/10/2021	Sale	1,403.12	511.64		906.35	(394.71)		906.35					394.71
18/10/2021	Sale	8,120.34	2,961.02		5,205.55	(2,244.53)		5,205.55					2,244.53
18/10/2021	Sale	8,624.19	3,144.75		5,585.63	(2,440.88)		5,585.63					2,440.88

**The Townview Superannuation Fund**  
**Realised Capital Gains**  
**For the period from 1 July 2021 to 30 June 2022**

		Accounting Treatment				Taxation Treatment							
		Quantity	Proceeds	Excess Tax Value*	Original Cost	Accounting Profit/(Loss)	Cost Base Calculation		Capital Gains Calculation				
							Adjusted	Reduced	Indexation	Discounted	Other	Deferred	Capital Loss
<b><u>Unlisted Market</u></b>													
<b>HEX</b>													
27/12/2021	Sale	3,777.16	1,511.71		1,248.66	263.05	1,248.66				263.05		
27/12/2021	Sale	12,357.12	4,945.63		4,085.04	860.59	4,085.04				860.59		
27/12/2021	Sale	13,312.56	5,328.01		4,400.89	927.12	4,400.89				927.12		
27/12/2021	Sale	20,553.16	8,225.88		8,705.75	(479.87)	6,411.32	2,294.43			302.85		782.72
03/01/2022	Sale	91,411.73	27,330.87		30,219.03	(2,888.16)	0.00	30,219.03			0.00		2,888.16
03/01/2022	Sale	8,588.27	2,567.78		3,890.70	(1,322.92)	0.00	3,890.70			0.00		1,322.92
08/01/2022	Sale	20,000.00	6,216.75		6,189.22	27.53	6,189.22				27.53		
08/01/2022	Sale	17,489.16	5,436.29		5,563.04	(126.75)	0.00	5,563.04			0.00		126.75
08/01/2022	Sale	13,649.72	4,242.85		6,183.66	(1,940.81)		6,183.66					1,940.81
08/01/2022	Sale	20,000.00	6,216.75		8,012.56	(1,795.81)	2,258.90	5,753.66			10.04		1,805.85
08/01/2022	Sale	2,510.84	780.46		777.01	3.45	777.01				3.45		
08/01/2022	Sale	20,000.00	6,216.75		6,189.23	27.52	6,189.23				27.52		
08/01/2022	Sale	6,350.28	1,973.90		2,008.47	(34.57)	411.15	1,597.32			1.83		36.40
11/01/2022	Sale	34,209.37	11,023.13		10,881.48	141.65	10,881.48				141.65		
31/01/2022	Sale	18,675.54	4,636.90		4,706.76	(69.86)		4,706.76					69.86
31/01/2022	Sale	9,923.10	2,463.78		2,500.91	(37.13)		2,500.91					37.13
31/01/2022	Sale	6,693.76	1,661.97		1,581.09	80.88	137.55	1,443.54			576.53		495.65
31/01/2022	Sale	20,799.53	5,164.26		5,242.06	(77.80)		5,242.06					77.80
31/01/2022	Sale	3,908.07	970.32		996.34	(26.02)		996.34					26.02
05/03/2022	Sale	3,381.38	519.61		852.20	(332.59)		852.20					332.59
05/03/2022	Sale	1,250.78	192.20		315.23	(123.03)		315.23					123.03
07/03/2022	Sale	17,000.00	2,595.88		4,053.86	(1,457.98)		4,053.86					1,457.98
07/03/2022	Sale	7,176.75	1,095.88		1,570.50	(474.62)		1,570.50					474.62
07/03/2022	Sale	19,823.25	3,026.98		3,447.02	(420.04)		3,447.02					420.04
07/03/2022	Sale	10,493.49	1,612.51		2,644.65	(1,032.14)		2,644.65					1,032.14
04/05/2022	Sale	18,069.06	4,614.80		4,009.49	605.31	964.01	3,045.48			616.74		11.43
04/05/2022	Sale	3,313.35	848.73		845.21	3.52	845.21				3.52		
04/05/2022	Sale	19,942.96	5,108.46		5,097.55	10.91	3,030.44	2,067.11			12.58		1.67
06/05/2022	Sale	5,914.45	1,448.40		1,480.01	(31.61)		1,480.01					31.61
06/05/2022	Sale	6,129.10	1,501.23		1,533.73	(32.50)		1,533.73					32.50

**The Townview Superannuation Fund**  
**Realised Capital Gains**  
**For the period from 1 July 2021 to 30 June 2022**

		Accounting Treatment				Taxation Treatment							
		Quantity	Proceeds	Excess Tax Value*	Original Cost	Accounting Profit/(Loss)	Cost Base Calculation		Capital Gains Calculation				
							Adjusted	Reduced	Indexation	Discounted	Other	Deferred	Capital Loss
<b><u>Unlisted Market</u></b>													
<b>HEX</b>													
06/05/2022	Sale	6,021.28	1,474.82		1,520.71	(45.89)		1,520.71					45.89
06/05/2022	Sale	7,968.85	1,951.50		1,994.09	(42.59)		1,994.09					42.59
06/05/2022	Sale	6,856.26	1,679.65		1,715.68	(36.03)		1,715.68					36.03
06/05/2022	Sale	6,237.52	1,527.23		1,560.85	(33.62)		1,560.85					33.62
06/05/2022	Sale	6,065.62	1,485.41		1,517.84	(32.43)		1,517.84					32.43
06/05/2022	Sale	6,523.57	1,598.15		1,632.43	(34.28)		1,632.43					34.28
06/05/2022	Sale	8,364.24	2,049.08		2,093.03	(43.95)		2,093.03					43.95
06/05/2022	Sale	6,197.72	1,518.32		1,550.88	(32.56)		1,550.88					32.56
06/05/2022	Sale	5,808.36	1,422.41		1,453.46	(31.05)		1,453.46					31.05
12/05/2022	Sale	6,492.04	1,276.03		1,290.68	(14.65)		1,290.68					14.65
12/05/2022	Sale	6,611.74	1,299.56		1,314.48	(14.92)		1,314.48					14.92
12/05/2022	Sale	6,943.02	1,365.49		1,520.81	(155.32)		1,520.81					155.32
12/05/2022	Sale	20,723.44	4,071.40		4,539.31	(467.91)		4,539.31					467.91
12/05/2022	Sale	19,758.83	3,881.89		3,983.02	(101.13)		3,983.02					101.13
12/05/2022	Sale	6,828.62	1,342.05		1,585.46	(243.41)		1,585.46					243.41
12/05/2022	Sale	6,724.54	1,322.52		1,500.99	(178.47)		1,500.99					178.47
12/05/2022	Sale	7,058.02	1,386.67		1,403.21	(16.54)		1,403.21					16.54
12/05/2022	Sale	6,381.53	1,254.31		1,397.83	(143.52)		1,397.83					143.52
12/05/2022	Sale	6,283.85	1,234.55		1,249.29	(14.74)		1,249.29					14.74
15/06/2022	Sale	10,000.00	489.89		497.69	(7.80)		497.69					7.80
15/06/2022	Sale	10,000.00	489.89		497.70	(7.81)		497.70					7.81
15/06/2022	Sale	2,964.88	145.25		147.55	(2.30)		147.55					2.30
15/06/2022	Sale	7,035.12	344.64		803.02	(458.38)		803.02					458.38
18/06/2022	Sale	2,475.22	115.89		118.38	(2.49)		118.38					2.49
18/06/2022	Sale	10,000.00	468.20		488.66	(20.46)		488.66					20.46
18/06/2022	Sale	10,000.00	468.20		478.25	(10.05)		478.25					10.05
18/06/2022	Sale	7,524.78	352.31		359.87	(7.56)		359.87					7.56
		1,673,553.00	418,719.66		415,107.98	3,611.68	195,044.45	220,063.53			35,231.18	0.00	31,619.50



**The Townview Superannuation Fund**  
**Realised Capital Gains**  
**For the period from 1 July 2021 to 30 June 2022**

		Accounting Treatment				Taxation Treatment							
		Quantity	Proceeds	Excess Tax Value*	Original Cost	Accounting Profit/(Loss)	Cost Base Calculation		Capital Gains Calculation				
							Adjusted	Reduced	Indexation	Discounted	Other	Deferred	Capital Loss
<b><u>Unlisted Market</u></b>													
<b>Hina Inu</b>													
17/10/2021	Sale	00,000,000.00	0.00		4,397.54	(4,397.54)		4,397.54					4,397.54
18/10/2021	Sale	13,803,097.80	0.00		5,113.24	(5,113.24)		5,113.24					5,113.24
26/10/2021	Sale	73,030,517.62	0.00		3,153.90	(3,153.90)		3,153.90					3,153.90
		<b>,086,833,615.40</b>	<b>0.00</b>		<b>12,664.68</b>	<b>(12,664.68)</b>		<b>12,664.68</b>				<b>0.00</b>	<b>12,664.68</b>
<b>INUYASHA</b>													
16/02/2022	Sale	28,389,014.32	10,850.60		4,933.02	5,917.58	4,933.02			5,917.58			
16/02/2022	Sale	190,761.74	72.91		58.53	14.38	58.53			14.38			
16/02/2022	Sale	2,866,620.95	1,095.65		820.97	274.68	820.97			274.68			
		<b>31,446,397.00</b>	<b>12,019.16</b>		<b>5,812.52</b>	<b>6,206.64</b>	<b>5,812.52</b>			<b>6,206.64</b>		<b>0.00</b>	
<b>IOST</b>													
17/07/2021	Sale	1,722.00	41.64		100.08	(58.44)		100.08					58.44
		<b>1,722.00</b>	<b>41.64</b>		<b>100.08</b>	<b>(58.44)</b>		<b>100.08</b>				<b>0.00</b>	<b>58.44</b>
<b>IOTEX</b>													
17/07/2021	Sale	1,577.00	37.49		100.08	(62.59)		100.08					62.59
		<b>1,577.00</b>	<b>37.49</b>		<b>100.08</b>	<b>(62.59)</b>		<b>100.08</b>				<b>0.00</b>	<b>62.59</b>
<b>Kuma Inu</b>													
12/10/2021	Sale	00,000,000.00	6,723.87		1,153.09	5,570.78	1,153.09			5,570.78			
15/10/2021	Sale	00,000,000.00	44.65		10.48	34.17	10.48			34.17			
15/10/2021	Sale	00,000,000.00	4,464.95		1,048.26	3,416.69	1,048.26			3,416.69			
16/10/2021	Sale	00,000,000.00	1,415.64		524.13	891.51	524.13			891.51			
16/10/2021	Sale	00,000,000.00	2,862.33		1,048.26	1,814.07	1,048.26			1,814.07			
15/02/2022	Sale	67,829,767.00	2,377.33		992.48	1,384.85	992.48			1,384.85			
		<b>,567,829,767.00</b>	<b>17,888.77</b>		<b>4,776.70</b>	<b>13,112.07</b>	<b>4,776.70</b>			<b>13,112.07</b>		<b>0.00</b>	
<b>Power Ledger</b>													
17/07/2021	Sale	562.00	123.97		252.25	(128.28)		252.25					128.28
		<b>562.00</b>	<b>123.97</b>		<b>252.25</b>	<b>(128.28)</b>		<b>252.25</b>				<b>0.00</b>	<b>128.28</b>

**The Townview Superannuation Fund**  
**Realised Capital Gains**  
**For the period from 1 July 2021 to 30 June 2022**

		Accounting Treatment				Taxation Treatment							
		Quantity	Proceeds	Excess Tax Value*	Original Cost	Accounting Profit/(Loss)	Cost Base Calculation		Capital Gains Calculation				
							Adjusted	Reduced	Indexation	Discounted	Other	Deferred	Capital Loss
<b><u>Unlisted Market</u></b>													
<b>QuarkChain</b>													
17/07/2021	Sale	1,930.00	36.27		106.70	(70.43)		106.70					70.43
17/07/2021	Sale	17,492.00	328.74		967.01	(638.27)		967.01					638.27
		19,422.00	365.01		1,073.71	(708.70)		1,073.71				0.00	708.70
<b>Request</b>													
17/07/2021	Sale	1,517.00	95.03		252.25	(157.22)		252.25					157.22
		1,517.00	95.03		252.25	(157.22)		252.25				0.00	157.22
<b>SafeMoon Inu</b>													
04/05/2022	Sale	5,441,412.80	48.24		749.95	(701.71)	0.00	749.95			1.16		702.87
		5,441,412.80	48.24		749.95	(701.71)	0.00	749.95			1.16	0.00	702.87
<b>SHIBCOIN</b>													
04/05/2022	Sale	11,897,864.89	344.99		739.34	(394.35)		739.34					394.35
04/05/2022	Sale	9,844,859.50	285.46		600.70	(315.24)		600.70					315.24
04/05/2022	Sale	41,228,943.67	1,195.48		2,340.69	(1,145.21)		2,340.69					1,145.21
04/05/2022	Sale	19,809,990.90	574.41		1,271.27	(696.86)		1,271.27					696.86
		82,781,658.96	2,400.34		4,952.00	(2,551.66)	0.00	4,952.00				0.00	2,551.66
<b>Siacoin</b>													
17/07/2021	Sale	1,900.00	26.95		50.04	(23.09)		50.04					23.09
		1,900.00	26.95		50.04	(23.09)	0.00	50.04				0.00	23.09
<b>StormX</b>													
17/07/2021	Sale	2,156.00	44.92		100.08	(55.16)		100.08					55.16
		2,156.00	44.92		100.08	(55.16)	0.00	100.08				0.00	55.16
<b>The Sandbox</b>													
14/04/2022	Sale	74.73	280.00		671.64	(391.64)		671.64					391.64
		74.73	280.00		671.64	(391.64)	0.00	671.64				0.00	391.64
<b>Theta Coin</b>													
10/05/2022	Sale	1,388.70	3,777.05		476.90	3,300.15	476.90			3,300.15			
10/05/2022	Sale	203.30	552.94		69.81	483.13	69.81			483.13			
10/05/2022	Sale	408.00	1,109.70		1,393.80	(284.10)	70.30	1,323.50		486.45			770.55
		2,000.00	5,439.69		1,940.51	3,499.18	617.01	1,323.50		4,269.73		0.00	770.55

**The Townview Superannuation Fund**  
**Realised Capital Gains**  
**For the period from 1 July 2021 to 30 June 2022**

		Accounting Treatment				Taxation Treatment						
		Quantity	Proceeds	Excess Tax Value*	Original Cost	Accounting Profit/(Loss)	Cost Base Calculation		Capital Gains Calculation			
							Adjusted	Reduced	Indexation	Discounted	Other	Deferred
<b><u>Unlisted Market</u></b>												
<b>Tron</b>												
10/05/2022	Sale	11,074.00	1,276.34		503.50	772.84	503.50		772.84			
		11,074.00	1,276.34		503.50	772.84	503.50		772.84		0.00	
<b>USDT (Tether)</b>												
04/05/2022	Sale	924.58	1,301.83		1,294.22	7.61	1,294.22			7.61		
15/06/2022	Sale	100.00	145.03		145.03	0.00	145.03			0.00		
15/06/2022	Sale	1,000.00	1,450.32		1,450.32	0.00	1,450.32			0.00		
18/06/2022	Sale	1,000.00	1,445.33		1,450.32	(4.99)		1,450.32			4.99	
24/06/2022	Sale	200.00	289.93		290.06	(0.13)		290.06			0.13	
		3,224.58	4,632.44		4,629.95	2.49	2,889.57	1,740.38		7.61	0.00	
											5.12	
<b>Verge</b>												
17/07/2021	Sale	2,394.00	58.96		100.08	(41.12)		100.08			41.12	
		2,394.00	58.96		100.08	(41.12)		100.08			0.00	
											41.12	
<b>XLM Stellar</b>												
17/07/2021	Sale	1,137.00	356.88		503.50	(146.62)		503.50			146.62	
		1,137.00	356.88		503.50	(146.62)		503.50			0.00	
											146.62	
<b>XRP</b>												
10/05/2022	Sale	2,631.00	1,971.27		873.80	1,097.47	873.80		1,097.47			
		2,631.00	1,971.27		873.80	1,097.47	873.80		1,097.47		0.00	
<b>YASHA</b>												
04/05/2022	Sale	31,446,397.00	4,422.71		12,149.04	(7,726.33)		12,149.04			7,726.33	
		31,446,397.00	4,422.71		12,149.04	(7,726.33)		12,149.04			0.00	
											7,726.33	
<b>Unlisted Market Total</b>			825,370.66		839,925.63	(14,554.97)	343,637.51	496,288.12	8,278.90	75,552.64	0.00	98,386.51
<b>Grand Total</b>			<b>825,370.66</b>		<b>839,925.63</b>	<b>(14,554.97)</b>	<b>343,637.51</b>	<b>496,288.12</b>	<b>8,278.90</b>	<b>75,552.64</b>	<b>0.00</b>	<b>98,386.51</b>

\* Where there is an Excess Tax Value Amount, the Accounting Profit/(Loss) figure takes account of this. Accounting Profit/(Loss) equals Proceeds less Excess Tax Value less Original Cost.

**The Townview Superannuation Fund**  
**Realised Capital Gains**  
**For the period from 1 July 2021 to 30 June 2022**

**Capital Gains Tax Return Summary**

	Indexation	Discount	Other	Deferred	Total Capital Gains	Capital Losses
<b>Current Year Capital Gains</b>						
Shares & Units - Listed Shares	0.00	0.00	0.00	0.00	0.00	0.00
Shares & Units - Other Shares	0.00	0.00	63,213.00	0.00	63,213.00	76,155.00
Shares & Units - Listed Trusts	0.00	0.00	0.00	0.00	0.00	0.00
Shares & Units - Other Units	0.00	8,278.00	12,339.00	0.00	20,617.00	22,231.00
Australian Real Estate	0.00	0.00	0.00	0.00	0.00	0.00
Other Real Estate	0.00	0.00	0.00	0.00	0.00	0.00
Collectables	0.00	0.00	0.00	0.00	0.00	0.00
Other CGT Assets & Other CGT Events	0.00	0.00	0.00	0.00	0.00	0.00
Distributed Capital Gains from Trusts	0.00	0.00	0.00	0.00	0.00	0.00
	0.00	8,278.00	75,552.00	0.00	83,830.00	98,386.00
<b>Capital Losses Applied</b>						
Current Year	0.00	8,278.00	75,552.00	0.00	83,830.00	
Prior Years	0.00	0.00	0.00	0.00	0.00	
	0.00	8,278.00	75,552.00	0.00	83,830.00	
<b>Net Capital Gains</b>						
Net Gain after applying losses	0.00	0.00	0.00	0.00	0.00	
Discount applicable		0.00				
Net Gain after applying discount	0.00	0.00	0.00	0.00	0.00	

**The Townview Superannuation Fund**  
 (ABN: 29 184 685 026)

**Consolidated Member Benefit Totals**

Period	Member Account Details
1 July 2021 - 30 June 2022	Residential Address: 4/66 WHITING ST ARTARMON, NSW 2064
Member Number: 1	Date of Birth: 27 July 1966
<b>Mr Michael King</b>	Date Joined Fund: 24 April 2006
	Eligible Service Date: 24 April 2006
	Tax File Number Held: Yes

*Note: this report provides a consolidated view of the Member's interests in the SMSF  
 Refer to the Member Benefit Statements produced for each member account for further details*

**Your Accounts**

<b>Withdrawal Benefit</b> as at 1 Jul 2021	
Accumulation	50,983.04
<b>Total</b> as at 1 Jul 2021	<b>50,983.04</b>

<b>Withdrawal Benefit</b> as at 30 Jun 2022	
Accumulation	43,720.11
<b>Total</b> as at 30 Jun 2022	<b>43,720.11</b>

**Your Tax Components**

Tax Free	9,837.64
Taxable - Taxed	33,882.47
Taxable - Untaxed	-

**Your Preservation Components**

Preserved	43,720.11
Restricted Non Preserved	-
Unrestricted Non Preserved	-

**Your Insurance Benefits**

No insurance details have been recorded

**Your Beneficiaries**

No beneficiary details have been recorded

**For Enquiries:**

phone 0477705173 | email [maureen@kingscreekcorp.com.au](mailto:maureen@kingscreekcorp.com.au)  
 mail The Townview Superannuation Fund, Unit 4 64-66 Whiting Street, Artarmon NSW 2064

**The Townview Superannuation Fund**  
 (ABN: 29 184 685 026)

**Member Benefit Statement**

Period	Member Account Details
<b>1 July 2021 - 30 June 2022</b>	Residential Address: 4/66 WHITING ST ARTARMON, NSW 2064
<b>Member</b> Number: 1	Date of Birth: 27 July 1966
<b>Mr Michael King</b>	Date Joined Fund: 24 April 2006
<b>Accumulation Account</b>	Eligible Service Date: 24 April 2006
<b>Accumulation</b>	Tax File Number Held: Yes
	Account Start Date: 24 April 2006

Your Account Summary	
<b>Withdrawal Benefit</b> as at 1 Jul 2021	<b>50,983.04</b>
<i><u>Increases to your account:</u></i>	
Employer Contributions	8,272.51
Member Contributions	7,150.00
Tax Effect Of Direct Member Expenses	670.75
Tax on Net Fund Income	21.83
<b><u>Total Increases</u></b>	<b>16,115.09</b>
<i><u>Decreases to your account:</u></i>	
Contributions Tax	1,240.88
Member Insurance Premiums	4,471.68
Share Of Net Fund Income	17,665.46
<b><u>Total Decreases</u></b>	<b>23,378.02</b>
<b>Withdrawal Benefit</b> as at 30 Jun 2022	<b><u>43,720.11</u></b>

Your Tax Components		
Tax Free	22.5014 %	9,837.64
Taxable - Taxed		33,882.47
Taxable - Untaxed		-

Your Preservation Components	
Preserved	43,720.11
Restricted Non Preserved	-
Unrestricted Non Preserved	-

**Your Insurance Benefits**  
 No insurance details have been recorded

**Your Beneficiaries**  
 No beneficiary details have been recorded



**Trustees**

The Trustees of the Fund are as follows:

Muh-Ling Chang and  
Michael King

**Availability of Other Fund Information**

Additional information regarding your membership is available on request. What your Fund can do is governed by the provisions of its Trust Deed, which is available for inspection. If you require further information or clarification of any aspect of your membership of the Fund, please contact your Fund's Administrator or Trustees.

**Trustees Disclaimer**

This statement has been prepared by the Trustees for the member whose name appears at the top of this statement. While every effort has been made by the Trustees to ensure the accuracy and completeness of this statement, the Trustees do not accept any liability for any errors, omissions or misprints.

Signed on behalf of the Trustees of the Fund

.....  
Muh-Ling Chang  
Trustee

.....  
Michael King  
Trustee

Statement Date: 30 June 2022

**For Enquiries:**

phone 0477705173 | email [maureen@kingscreekcorp.com.au](mailto:maureen@kingscreekcorp.com.au)  
mail The Townview Superannuation Fund, Unit 4 64-66 Whiting Street, Artarmon NSW 2064

**The Townview Superannuation Fund**  
 (ABN: 29 184 685 026)

**Consolidated Member Benefit Totals**

Period	Member Account Details
1 July 2021 - 30 June 2022	Residential Address: 4/66 WHITING ST ARTARMON, NSW 2064
Member Number: 2	Date of Birth: 18 January 1968
Mrs Muh-Ling Chang	Date Joined Fund: 24 April 2006
	Eligible Service Date: 24 April 2006
	Tax File Number Held: Yes

*Note: this report provides a consolidated view of the Member's interests in the SMSF  
 Refer to the Member Benefit Statements produced for each member account for further details*

**Your Accounts**

<b>Withdrawal Benefit</b> as at 1 Jul 2021	
Accumulation	34,971.56
<b>Total</b> as at 1 Jul 2021	<b>34,971.56</b>

<b>Withdrawal Benefit</b> as at 30 Jun 2022	
Accumulation	27,585.98
<b>Total</b> as at 30 Jun 2022	<b>27,585.98</b>

**Your Tax Components**

Tax Free	11,061.62
Taxable - Taxed	16,524.36
Taxable - Untaxed	-

**Your Preservation Components**

Preserved	27,585.98
Restricted Non Preserved	-
Unrestricted Non Preserved	-

**Your Insurance Benefits**

	Balance	Insurance	Total Benefit
On Death	27,585.98	1,030,000.00	1,057,585.98
On TPD	27,585.98	1,030,000.00	1,057,585.98
Salary Cont		-	

**Your Beneficiaries**

No beneficiary details have been recorded

**For Enquiries:**

phone 0477705173 | email [maureen@kingscreekcorp.com.au](mailto:maureen@kingscreekcorp.com.au)  
 mail The Townview Superannuation Fund, Unit 4 64-66 Whiting Street, Artarmon NSW 2064



**The Townview Superannuation Fund**  
(ABN: 29 184 685 026)

**Member Benefit Statement**

Period	Member Account Details
1 July 2021 - 30 June 2022	Residential Address: 4/66 WHITING ST ARTARMON, NSW 2064
<b>Member</b> Number: 2	Date of Birth: 18 January 1968
<b>Mrs Muh-Ling Chang</b>	Date Joined Fund: 24 April 2006
<b>Accumulation Account</b>	Eligible Service Date: 24 April 2006
<b>Accumulation</b>	Tax File Number Held: Yes
	Account Start Date: 24 April 2006

Your Account Summary	
<b>Withdrawal Benefit</b> as at 1 Jul 2021	<b>34,971.56</b>
<i><u>Increases to your account:</u></i>	
Employer Contributions	1,026.00
Member Contributions	7,150.00
Tax Effect Of Direct Member Expenses	687.97
Tax on Net Fund Income	14.23
<u>Total Increases</u>	<u>8,878.20</u>
<i><u>Decreases to your account:</u></i>	
Contributions Tax	153.90
Member Insurance Premiums	4,586.44
Share Of Net Fund Income	11,523.44
<u>Total Decreases</u>	<u>16,263.78</u>
<b>Withdrawal Benefit</b> as at 30 Jun 2022	<b><u>27,585.98</u></b>

Your Tax Components		
Tax Free	40.0987 %	11,061.62
Taxable - Taxed		16,524.36
Taxable - Untaxed		-

Your Preservation Components	
Preserved	27,585.98
Restricted Non Preserved	-
Unrestricted Non Preserved	-

Your Insurance Benefits			
	Balance	Insurance	Total Benefit
On Death	27,585.98	1,030,000.00	1,057,585.98
On TPD	27,585.98	1,030,000.00	1,057,585.98
Salary Cont		-	

**Your Beneficiaries**  
No beneficiary details have been recorded



**Trustees**

The Trustees of the Fund are as follows:

Muh-Ling Chang and  
Michael King

**Availability of Other Fund Information**

Additional information regarding your membership is available on request. What your Fund can do is governed by the provisions of its Trust Deed, which is available for inspection. If you require further information or clarification of any aspect of your membership of the Fund, please contact your Fund's Administrator or Trustees.

**Trustees Disclaimer**

This statement has been prepared by the Trustees for the member whose name appears at the top of this statement. While every effort has been made by the Trustees to ensure the accuracy and completeness of this statement, the Trustees do not accept any liability for any errors, omissions or misprints.

Signed on behalf of the Trustees of the Fund

.....  
Muh-Ling Chang  
Trustee

.....  
Michael King  
Trustee

Statement Date: 30 June 2022

**For Enquiries:**  
phone 0477705173 | email [maureen@kingscreekcorp.com.au](mailto:maureen@kingscreekcorp.com.au)  
mail The Townview Superannuation Fund, Unit 4 64-66 Whiting Street, Artarmon NSW 2064

**The Townview Superannuation Fund**  
**Contribution Caps**  
**For the Period From 1 July 2021 to 30 June 2022**

**Mr Michael King**

**Date of Birth:** 27 Jul 1966  
**Age:** 55 (at 30/06/2022)  
**Status:** Member may be eligible for the bring forward rule, certain conditions apply

**Contributions Summary**

**Prior Year Contributions** **Non-Concessional**  
 Contributions for the previous 2 years are not confirmed  
 3-year cap in effect from previous years Unknown  
 Total non-concessional contributions in previous 2 years Unknown

<b>Current Year Contributions</b>	<b>Note</b>	<b>Concessional</b>	<b>Non-Concessional</b>
Caps	1	27,500.00	110,000.00
Cumulative Available Unused Cap	2	75,000.00	0.00
Contributions made (to this fund)	3	8,272.51	7,150.00
Contributions made (to other funds)		0.00	0.00
Contributions as allocated		8,272.51	7,150.00
Amount above caps	4	0.00	0.00
Available		94,227.49	102,850.00

**Notes**

- 1 . Non-concessional cap shown does NOT take prior year 'Bring Forward Rule' usage into account
- 2 . Member may be eligible to make catch-up concessional contributions
- 3 . Excludes any unmatched deposits
- 4 . Any excess concessional contributions are treated as non-concessional

**Contributions Breakdown**

<u>Income Type</u>	<u>Contribution Type</u>	<u>Amount</u>
<b>Concessional</b>	Employer	8,272.51
	Personal	0.00
	Family and friends	0.00
	Foreign superannuation fund	0.00
	Transfers from reserve	0.00
	<b>Contributions as allocated</b>	<b>8,272.51</b>
<b>NonConcessional</b>	Personal	7,150.00
	Spouse	0.00
	Child	0.00
	Transfers from reserve	0.00
	Foreign superannuation fund	0.00
	<b>Contributions as allocated</b>	<b>7,150.00</b>
<b>Other</b>	CGT small business 15-year exemption	0.00
	CGT small business retirement exemption	0.00
	Government Co-Contributions	0.00
	Directed termination payment (taxed)	0.00
	Directed termination payment (untaxed)	0.00
	Personal injury election	0.00
	Downsizer Contribution	0.00
	COVID-19 Re-Contribution	0.00
	<b>Total Other contributions</b>	<b>0.00</b>

**Transactions**

<b>Date</b>	<b>Contribution Type</b>	<b>Concessional</b>	<b>Non-Concessional</b>	<b>Other</b>	<b>Source</b>
-------------	--------------------------	---------------------	-------------------------	--------------	---------------

---

**The Townview Superannuation Fund**  
**Contribution Caps**  
**For the Period From 1 July 2021 to 30 June 2022**

---

**Mr Michael King**

22/09/2021	Employer Mandated	3,025.38		manual
28/10/2021	Employer Mandated	3,230.78		manual
20/01/2022	Employer Mandated	1,243.19		manual
11/03/2022	Personal		500.00	manual
12/03/2022	Personal		150.00	manual
23/04/2022	Personal		2,000.00	manual
28/04/2022	Employer Mandated	773.16		manual
03/05/2022	Personal		2,000.00	manual
21/06/2022	Personal		2,500.00	manual
<b>Totals:</b>		<b>8,272.51</b>	<b>7,150.00</b>	

**The Townview Superannuation Fund**  
**Contribution Caps**  
**For the Period From 1 July 2021 to 30 June 2022**

**Mrs Muh-Ling Chang**

**Date of Birth:** 18 Jan 1968  
**Age:** 54 (at 30/06/2022)  
**Status:** Member may be eligible for the bring forward rule, certain conditions apply

**Contributions Summary**

<b>Prior Year Contributions</b>		<b>Non-Concessional</b>	
Contributions for the previous 2 years are not confirmed			Unknown
3-year cap in effect from previous years			Unknown
Total non-concessional contributions in previous 2 years			Unknown
<b>Current Year Contributions</b>	<b>Note</b>	<b>Concessional</b>	<b>Non-Concessional</b>
Caps	1	27,500.00	110,000.00
Cumulative Available Unused Cap	2	75,000.00	0.00
Contributions made (to this fund)	3	1,026.00	7,150.00
Contributions made (to other funds)		0.00	0.00
Contributions as allocated		1,026.00	7,150.00
Amount above caps	4	0.00	0.00
Available		101,474.00	102,850.00

**Notes**

- 1 . Non-concessional cap shown does NOT take prior year 'Bring Forward Rule' usage into account
- 2 . Member may be eligible to make catch-up concessional contributions
- 3 . Excludes any unmatched deposits
- 4 . Any excess concessional contributions are treated as non-concessional

**Contributions Breakdown**

<u>Income Type</u>	<u>Contribution Type</u>	<u>Amount</u>
<b>Concessional</b>	Employer	1,026.00
	Personal	0.00
	Family and friends	0.00
	Foreign superannuation fund	0.00
	Transfers from reserve	0.00
	<b>Contributions as allocated</b>	<b>1,026.00</b>
<b>NonConcessional</b>	Personal	7,150.00
	Spouse	0.00
	Child	0.00
	Transfers from reserve	0.00
	Foreign superannuation fund	0.00
	<b>Contributions as allocated</b>	<b>7,150.00</b>
<b>Other</b>	CGT small business 15-year exemption	0.00
	CGT small business retirement exemption	0.00
	Government Co-Contributions	0.00
	Directed termination payment (taxed)	0.00
	Directed termination payment (untaxed)	0.00
	Personal injury election	0.00
	Downsizer Contribution	0.00
	COVID-19 Re-Contribution	0.00
	<b>Total Other contributions</b>	<b>0.00</b>

**Transactions**

<b>Date</b>	<b>Contribution Type</b>	<b>Concessional</b>	<b>Non-Concessional</b>	<b>Other</b>	<b>Source</b>
29/07/2021	Employer Mandated	1,026.00			manual
11/03/2022	Personal		500.00		manual
12/03/2022	Personal		150.00		manual
23/04/2022	Personal		2,000.00		manual
03/05/2022	Personal		2,000.00		manual

---

**The Townview Superannuation Fund**  
**Contribution Caps**  
**For the Period From 1 July 2021 to 30 June 2022**

---

**Mrs Muh-Ling Chang**

21/06/2022	Personal		2,500.00	manual
	<b>Totals:</b>	<b>1,026.00</b>	<b>7,150.00</b>	

---

**The Townview Superannuation Fund**  
**Investment Movement Summary**  
**For the period 1 July 2021 to 30 June 2022**

Investment	Opening Balance		Acquisitions		Disposals			Closing Balance		
	Qty	Cost	Qty	Cost	Qty	Proceeds	Profit/(Loss)	Qty	Cost	Market Value
<b><u>Bank</u></b>										
CBA Bank Account		1,350.63		56,119.47		49,700.60	0.00		7,769.50	7,769.50
CMC Cash Account		0.00		6,950.00		6,734.71	0.00		215.29	215.29
		<u>1,350.63</u>		<u>63,069.47</u>		<u>56,435.31</u>	<u>0.00</u>		<u>7,984.79</u>	<u>7,984.79</u>
<b><u>Foreign Investment Assets</u></b>										
Emerald Health Therapeutics Inc (FRA:TBD)	0.00	0.00	499.00	4,339.39	0.00	0.00	0.00	499.00	4,339.39	13.93
Gold Royalty Corp (NYSE MKT:GROY)	0.00	0.00	335.00	1,559.73	0.00	0.00	0.00	335.00	1,559.73	1,094.14
Nuvve Holding Corp (NASDAQ:NVVE)	0.00	0.00	100.00	2,151.96	0.00	0.00	0.00	100.00	2,151.96	679.34
Tritium DCFC Limited (NASDAQ:DCFC)	0.00	0.00	120.00	1,674.98	0.00	0.00	0.00	120.00	1,674.98	1,060.82
		<u>0.00</u>		<u>9,726.06</u>		<u>0.00</u>	<u>0.00</u>		<u>9,726.06</u>	<u>2,848.23</u>
<b><u>Unlisted Market</u></b>										
Bitcoin	0.00	11.73	0.00	0.00	0.00	0.00	0.00	0.00	11.73	4.60
BitShares	1,027.00	100.08	0.00	0.00	1,027.00	51.81	(48.27)	0.00	0.00	0.00
Cardano	360.00	504.50	0.00	0.00	360.00	348.11	(156.39)	0.00	0.00	0.00
Celer Network	1,504.00	100.08	0.00	0.00	1,504.00	46.40	(53.68)	0.00	0.00	0.00
DEXTools	0.00	0.00	1,075.71	1,017.41	0.00	0.00	0.00	1,075.71	1,017.41	210.74
DigiByte	3,052.00	252.25	0.00	0.00	3,052.00	155.50	(96.75)	0.00	0.00	0.00
Dogelon Mars	0.00	0.00	94,803,354.60	421.25	0.00	0.00	0.00	94,803,354.60	421.25	43.61
Dogey Inu	0.00	0.00	604,725,786,517.00	6,183.96	604,725,786,517.00	14,681.82	8,497.86	0.00	0.00	0.00
Emerald Health Therapeutics	499.00	4,339.39	0.00	0.00	499.00	4,339.39	0.00	0.00	0.00	0.00
Ethereum	0.46	156.41	81.88	334,700.99	82.32	331,068.76	(3,755.10)	0.02	33.54	31.09
FTX Token	4.67	252.25	0.00	0.00	4.67	143.99	(108.26)	0.00	0.00	0.00

**The Townview Superannuation Fund**  
**Investment Movement Summary**  
**For the period 1 July 2021 to 30 June 2022**

Investment	Opening Balance		Acquisitions		Disposals			Closing Balance		
	Qty	Cost	Qty	Cost	Qty	Proceeds	Profit/(Loss)	Qty	Cost	Market Value
Funtastic Limited	1.00	22,784.48	0.00	0.00	1.00	0.00	(22,784.48)	0.00	0.00	0.00
FUNToken	237,414.00	2,452.69	12,588.00	263.25	250,002.00	4,031.14	1,315.20	0.00	0.00	0.00
Gold Minted Bar	4.00	10,211.00	4.00	9,915.60	0.00	0.00	0.00	8.00	20,126.60	21,607.20
Hedera	1,003.00	504.50	0.00	0.00	1,003.00	254.27	(250.23)	0.00	0.00	0.00
HEX	0.00	0.00	1,676,429.03	415,245.52	1,673,553.00	418,719.66	3,611.68	2,876.03	137.54	151.00
Hina Inu	0.00	0.00	75,742,753,4 11,867.42	12,664.68	65,913,086,8 33,615.42	0.00	(12,664.68)	9,829,666,57 8,252.00	0.00	0.00
INUYASHA	0.00	0.00	31,446,397.0 0	5,812.52	31,446,397.0 0	12,019.16	6,206.64	0.00	0.00	0.00
IOST	1,722.00	100.08	0.00	0.00	1,722.00	41.64	(58.44)	0.00	0.00	0.00
IOTEX	1,577.00	100.08	0.00	0.00	1,577.00	37.49	(62.59)	0.00	0.00	0.00
Kuma Inu	0.00	0.00	45,567,829,7 67.00	4,776.70	45,567,829,7 67.00	17,888.77	13,112.07	0.00	0.00	0.00
Platinum Coin	6.00	10,139.85	0.00	0.00	0.00	0.00	0.00	6.00	10,139.85	8,211.90
Power Ledger	562.00	252.25	0.00	0.00	562.00	123.97	(128.28)	0.00	0.00	0.00
QuarkChain	19,422.00	1,073.71	0.00	0.00	19,422.00	365.01	(708.70)	0.00	0.00	0.00
Request	1,517.00	252.25	0.00	0.00	1,517.00	95.03	(157.22)	0.00	0.00	0.00
SafeMoon Inu	0.00	0.00	5,441,412.80	749.95	5,441,412.80	48.24	(701.71)	0.00	0.00	0.00
SHIBCOIN	0.00	0.00	82,781,658.9 6	4,952.00	82,781,658.9 6	2,400.34	(2,551.66)	0.00	0.00	0.00
Siacoin	1,900.00	50.04	0.00	0.00	1,900.00	26.95	(23.09)	0.00	0.00	0.00
Silver Minted Coins	203.00	7,423.85	275.00	10,558.00	0.00	0.00	0.00	478.00	17,981.85	18,450.80
StormX	2,156.00	100.08	0.00	0.00	2,156.00	44.92	(55.16)	0.00	0.00	0.00
The Sandbox	0.00	0.00	74.73	671.64	74.73	280.00	(391.64)	0.00	0.00	0.00
Theta Coin	1,796.70	617.01	203.30	1,323.50	2,000.00	5,439.69	3,499.18	0.00	0.00	0.00
Tron	11,074.00	503.50	0.00	0.00	11,074.00	1,276.34	772.84	0.00	0.00	0.00
USDT (Tether)	0.00	0.00	4,238.14	6,099.94	3,224.58	4,632.44	2.49	1,013.56	1,469.99	1,475.03
Verge	2,394.00	100.08	0.00	0.00	2,394.00	58.96	(41.12)	0.00	0.00	0.00
XLM Stellar	1,137.00	503.50	0.00	0.00	1,137.00	356.88	(146.62)	0.00	0.00	0.00
XRP	2,631.00	873.80	0.00	0.00	2,631.00	1,971.27	1,097.47	0.00	0.00	0.00
YASHA	0.00	0.00	31,446,397.0 0	12,149.04	31,446,397.0 0	4,422.71	(7,726.33)	0.00	0.00	0.00
		63,759.44		827,505.95		825,370.66	(14,554.97)		51,339.76	50,185.97



**The Townview Superannuation Fund**  
**Investment Movement Summary**  
**For the period 1 July 2021 to 30 June 2022**

Investment	Opening Balance		Acquisitions		Disposals			Closing Balance		
	Qty	Cost	Qty	Cost	Qty	Proceeds	Profit/(Loss)	Qty	Cost	Market Value
<b>Fund Total</b>		65,110.07		900,301.48		881,805.97	(14,554.97)		69,050.61	61,018.99



## Activity statement 001

<b>Date generated</b>	14 June 2023
<b>Overdue</b>	\$0.00
<b>Not yet due</b>	\$0.00
<b>Balance</b>	\$0.00

## Transactions

23 results found - from **14 June 2021** to **14 June 2023** sorted by **processed date** ordered **newest to oldest**

Processed date	Effective date	Description	Debit (DR)	Credit (CR)	Balance
17 Apr 2023	28 Apr 2023	Original Activity Statement for the period ending 31 Mar 23		\$0.00	\$0.00
5 Mar 2023	28 Feb 2023	Original Activity Statement for the period ending 31 Dec 22		\$0.00	\$0.00
18 Dec 2022	25 Jul 2022	General interest charge			\$0.00
16 Dec 2022	22 Jul 2022	Payment transferred to Income Tax Account Income Tax	\$509.00		\$0.00
29 Sep 2022	28 Oct 2022	Original Activity Statement for the period ending 30 Sep 22		\$0.00	\$509.00 CR
29 Jul 2022	28 Jul 2022	Original Activity Statement for the period ending 30 Jun 22		\$0.00	\$509.00 CR
25 Jul 2022	25 Jul 2022	General interest charge			\$509.00 CR
25 Jul 2022	22 Jul 2022	Payment received		\$1,018.00	\$509.00 CR
2 May 2022	2 May 2022	General interest charge			\$509.00 DR
1 May 2022	28 Apr 2022	Original Activity Statement for the period ending 31 Mar 22 - PAYG Instalments	\$509.00		\$509.00 DR

Processed date	Effective date	Description	Debit (DR)	Credit (CR)	Balance
20 Apr 2022	20 Apr 2022	General interest charge			\$0.00
20 Apr 2022	19 Apr 2022	Payment received		\$1,018.00	\$0.00
1 Apr 2022	1 Mar 2022	General interest charge			\$1,018.00 DR
7 Mar 2022	28 Feb 2022	Original Activity Statement for the period ending 31 Dec 21 - PAYG Instalments	\$509.00		\$1,018.00 DR
1 Nov 2021	1 Nov 2021	General interest charge			\$509.00 DR
31 Oct 2021	28 Oct 2021	Original Activity Statement for the period ending 30 Sep 21 - PAYG Instalments	\$509.00		\$509.00 DR
19 Aug 2021	19 Aug 2021	General interest charge			\$0.00
19 Aug 2021	18 Aug 2021	Payment received		\$862.00	\$0.00
2 Aug 2021	2 Aug 2021	General interest charge			\$862.00 DR
1 Aug 2021	28 Jul 2021	Original Activity Statement for the period ending 30 Jun 21 - PAYG Instalments	\$862.00		\$862.00 DR
8 Jul 2021	8 Jul 2021	General interest charge			\$0.00
8 Jul 2021	7 Jul 2021	Payment received		\$156.00	\$0.00
1 Jul 2021	1 Jul 2021	General interest charge			\$156.00 DR



**Australian Government**  
**Australian Taxation Office**

**Agent** SMSF AUSTRALIA PTY LTD  
**Client** THE TRUSTEE FOR THE  
TOWNVIEW SUPERANNUATION  
FUND  
**ABN** 29 184 685 026  
**TFN** 843 120 345

## Income tax 551

<b>Date generated</b>	14 June 2023
<b>Overdue</b>	\$0.00
<b>Not yet due</b>	\$0.00
<b>Balance</b>	\$0.00

## Transactions

6 results found - from **14 June 2021** to **14 June 2023** sorted by **processed date** ordered **newest to oldest**

Processed date	Effective date	Description	Debit (DR)	Credit (CR)	Balance
12 Jan 2023	12 Jan 2023	General interest charge			\$0.00
12 Jan 2023	11 Jan 2023	Payment received		\$2,576.95	\$0.00
16 Dec 2022	3 Oct 2022	General interest charge			\$2,576.95 DR
16 Dec 2022	22 Jul 2022	Payment transferred in from Integrated Client Account Activity Statement Payment		\$509.00	\$2,576.95 DR
3 Oct 2022	1 Jul 2022	General interest charge			\$3,085.95 DR
8 Sep 2022	7 Jun 2022	Tax return Self Man Superfund - Income Tax for the period from 01 Jul 20 to 30 Jun 21	\$3,085.95		\$3,085.95 DR

## Capital gains report 2021

Date Sold	Date Acquired	Asset	Amount	Cost (AUD)	Proceeds (	Gain / loss	Notes	Holding period
01/07/2021 20:52	28/05/2021 20:56	ETH	0.06	197.41	169.61	-27.8		Short term
01/07/2021 20:56	28/05/2021 20:56	ETH	0.005064	16.66	14.32	-2.35		Short term
01/07/2021 20:57	28/05/2021 20:56	ETH	0.00958	31.52	27.08	-4.44		Short term
01/07/2021 21:01	28/05/2021 20:56	ETH	0.009012	29.65	25.48	-4.18		Short term
01/07/2021 21:16	28/05/2021 20:56	ETH	0.007908	26.02	22.35	-3.66		Short term
01/07/2021 21:19	28/05/2021 20:56	ETH	0.008069	26.55	22.81	-3.74		Short term
01/07/2021 21:24	28/05/2021 20:56	ETH	0.006341	20.86	17.93	-2.94	Fee	Short term
01/07/2021 21:24	03/06/2021 20:50	HEX	2281.739	156.4	230.97	74.57		Short term
01/07/2021 21:24	03/06/2021 20:52	HEX	7553.318	517.74	764.58	246.84		Short term
01/07/2021 21:24	07/06/2021 18:01	HEX	7895.98	613.29	799.26	185.97		Short term
01/07/2021 21:24	05/06/2021 15:45	HEX	8085.252	609.91	818.42	208.51		Short term
01/07/2021 21:24	05/06/2021 0:06	HEX	14909.43	1103.89	1509.19	405.31		Short term
01/07/2021 21:24	01/07/2021 20:56	HEX	79274.28	8130.47	8024.46	-106.01		Short term
01/07/2021 21:26	28/05/2021 20:56	ETH	0.005111	16.81	14.45	-2.37		Short term
01/07/2021 21:28	28/05/2021 20:56	ETH	0.004191	13.79	11.85	-1.94		Short term
01/07/2021 21:31	28/05/2021 20:56	ETH	0.003915	12.88	11.17	-1.71		Short term
01/07/2021 21:51	28/05/2021 20:56	ETH	0.004513	14.85	12.88	-1.97		Short term
01/07/2021 22:02	28/05/2021 20:56	ETH	0.005388	17.73	15.37	-2.36		Short term
01/07/2021 22:03	28/05/2021 20:56	ETH	0.00536	17.64	15.29	-2.34		Short term
01/07/2021 22:28	28/05/2021 20:56	ETH	0.000774	2.55	2.21	-0.34		Short term
01/07/2021 22:28	01/07/2021 22:02	HEX	186.401	19.44	19.44	0		Short term
01/07/2021 22:28	01/07/2021 21:19	HEX	1598.649	163.96	166.74	2.78		Short term
01/07/2021 22:28	01/07/2021 21:31	HEX	6944.479	724.3	724.3	0		Short term
01/07/2021 22:28	01/07/2021 21:28	HEX	7065.759	724.67	736.95	12.28		Short term
01/07/2021 22:28	01/07/2021 21:51	HEX	7271.345	758.39	758.39	0		Short term
01/07/2021 22:28	01/07/2021 21:26	HEX	7393.517	758.29	771.13	12.85		Short term
01/07/2021 22:28	01/07/2021 21:16	HEX	7961	816.49	830.32	13.83		Short term
01/07/2021 22:28	01/07/2021 20:57	HEX	8086.752	829.39	843.44	14.05		Short term
01/07/2021 22:28	01/07/2021 21:01	HEX	8169.85	837.91	852.1	14.19		Short term
01/07/2021 22:28	01/07/2021 20:56	HEX	145322.2	14904.44	15156.91	252.47		Short term
02/07/2021 1:02	28/05/2021 20:56	ETH	0.000231	0.76	0.64	-0.12	Fee	Short term

02/07/2021 3:30	01/07/2021 20:54	ETH	0.05	141.34	134.52	-6.83	Short term
02/07/2021 3:30	28/05/2021 20:56	ETH	0.321974	1059.35	866.22	-193.13	Short term
02/07/2021 3:30	01/07/2021 21:24	ETH	3.345026	9470	8999.26	-470.74	Short term
16/07/2021 23:05	01/07/2021 21:24	ETH	0.001242	3.52	3.15	-0.37	Short term
16/07/2021 23:05	01/07/2021 22:02	HEX	1000	104.3	232.42	128.12	Short term
17/07/2021 1:34	01/07/2021 21:24	ETH	0.003381	9.57	8.79	-0.78	Short term
17/07/2021 1:34	01/07/2021 22:03	HEX	3917.704	408.61	877.48	468.87	Short term
17/07/2021 1:34	01/07/2021 22:02	HEX	6082.296	634.38	1362.3	727.92	Short term
17/07/2021 1:38	18/03/2021 20:54	SC	1900	50	26.95	-23.05	Short term
17/07/2021 1:39	18/03/2021 20:42	IOTX	1577	100	37.49	-62.51	Short term
17/07/2021 1:39	18/03/2021 20:46	IOST	1722	100	41.64	-58.36	Short term
17/07/2021 1:40	18/03/2021 20:37	STMX	2156	100	44.92	-55.08	Short term
17/07/2021 1:40	18/03/2021 20:35	CELR	1504	100	46.4	-53.6	Short term
17/07/2021 1:41	18/03/2021 20:30	BTS	1027	100	51.81	-48.19	Short term
17/07/2021 1:41	18/03/2021 20:44	XVG	2394	100	58.96	-41.04	Short term
17/07/2021 1:42	16/03/2021 22:35	REQ	1517	250	95.03	-154.97	Short term
17/07/2021 1:42	16/03/2021 22:41	POWR	562	250	123.97	-126.03	Short term
17/07/2021 1:43	16/03/2021 22:39	FTT	4.67	250	143.99	-106.01	Short term
17/07/2021 1:43	16/03/2021 22:31	DGB	3052	250	155.5	-94.5	Short term
17/07/2021 1:44	16/03/2021 21:38	HBAR	1003	500	254.27	-245.73	Short term
17/07/2021 1:45	18/03/2021 20:33	QKC	1930	100	36.27	-63.73	Short term
17/07/2021 1:45	17/03/2021 0:02	QKC	17492	980.89	328.74	-652.15	Short term
17/07/2021 1:47	04/02/2021 23:50	XLM	1137	500	356.88	-143.12	Short term
05/08/2021 18:45	01/07/2021 21:24	ETH	0.007667	21.71	27.72	6.01	Short term
05/08/2021 20:24	01/07/2021 21:24	ETH	0.012489	35.36	43.84	8.48 Fee	Short term
05/08/2021 20:24	01/07/2021 22:03	HEX	3336.391	347.98	668.32	320.34	Short term
05/08/2021 20:24	05/08/2021 18:45	HEX	76663.61	15828.01	15356.71	-471.29	Short term
05/08/2021 20:30	05/08/2021 20:24	ETH	0.073794	259.73	260.99	1.26	Short term
05/08/2021 20:30	01/07/2021 21:24	ETH	0.927088	2624.65	3278.85	654.2	Short term
05/08/2021 20:32	05/08/2021 20:24	ETH	3.00084	10562	10613.11	51.11	Short term
15/08/2021 22:13	05/08/2021 20:24	ETH	0.010619	37.37	45.48	8.11 Fee	Short term
15/08/2021 22:13	05/08/2021 18:45	HEX	100000	20646.05	21503.1	857.05	Short term
18/08/2021 4:25	05/08/2021 20:24	ETH	0.011625	40.92	50.36	9.45 Fee	Short term
18/08/2021 4:25	05/08/2021 18:45	HEX	30000	6193.82	7101.06	907.24	Short term

18/08/2021 4:29	15/08/2021 22:13	ETH	0.533057	2287.95	2309.49	21.54		Short term
18/08/2021 4:29	05/08/2021 20:24	ETH	1.468556	5168.85	6362.58	1193.73		Short term
18/08/2021 21:15	15/08/2021 22:13	ETH	0.010727	46.04	45.12	-0.92	Fee	Short term
18/08/2021 21:15	05/08/2021 18:45	HEX	30000	6193.82	7500.76	1306.94		Short term
21/08/2021 20:22	18/08/2021 4:25	ETH	1.523802	6648.76	7019.14	370.38		Short term
21/08/2021 20:22	15/08/2021 22:13	ETH	4.476696	19214.59	20621.16	1406.58		Short term
21/08/2021 21:07	18/08/2021 4:25	ETH	0.004493	19.6	20.7	1.09		Short term
28/08/2021 14:43	18/08/2021 4:25	ETH	0.005249	22.9	23.35	0.45		Short term
28/08/2021 14:43	21/08/2021 21:07	HEX	466.1635	119.36	139.93	20.57		Short term
28/08/2021 14:43	05/08/2021 18:45	HEX	99533.84	20549.81	29877.56	9327.75		Short term
28/08/2021 14:46	18/08/2021 4:25	ETH	0.033637	146.77	149.63	2.86	Fee	Short term
28/08/2021 14:46	21/08/2021 21:07	HEX	100000	25605.62	29389.04	3783.41		Short term
28/08/2021 14:52	18/08/2021 4:25	ETH	0.071824	313.39	319.51	6.12		Short term
28/08/2021 14:52	28/08/2021 14:46	ETH	1.146215	5124.82	5098.86	-25.96		Short term
28/08/2021 14:52	18/08/2021 21:15	ETH	1.783303	7545.88	7932.9	387.02		Short term
28/08/2021 16:24	28/08/2021 14:46	ETH	3.002756	13425.56	13323.55	-102.01		Short term
28/08/2021 20:57	28/08/2021 14:46	ETH	0.004558	20.38	20.23	-0.15		Short term
28/08/2021 20:57	21/08/2021 21:07	HEX	1000	256.06	312.38	56.32		Short term
28/08/2021 20:59	28/08/2021 14:46	ETH	0.003597	16.08	15.96	-0.12		Short term
28/08/2021 20:59	21/08/2021 21:07	HEX	1000	256.06	312.38	56.32		Short term
31/08/2021 20:24	28/08/2021 14:46	ETH	0.004666	20.86	21.42	0.56		Short term
31/08/2021 20:24	21/08/2021 21:07	HEX	10000	2560.56	3348.55	787.99		Short term
31/08/2021 20:26	28/08/2021 14:46	ETH	0.004185	18.71	19.21	0.5		Short term
31/08/2021 20:26	21/08/2021 21:07	HEX	10000	2560.56	3348.55	787.99		Short term
31/08/2021 20:44	28/08/2021 14:46	ETH	0.004159	18.6	19.09	0.49		Short term
31/08/2021 20:44	21/08/2021 21:07	HEX	10000	2560.56	3419.64	859.08		Short term
31/08/2021 20:45	28/08/2021 14:46	ETH	0.00431	19.27	19.78	0.51		Short term
31/08/2021 20:45	21/08/2021 21:07	HEX	10000	2560.56	3419.64	859.08		Short term
31/08/2021 20:46	28/08/2021 14:46	ETH	0.004905	21.93	22.51	0.58		Short term
31/08/2021 20:46	21/08/2021 21:07	HEX	10000	2560.56	3419.64	859.08		Short term
31/08/2021 20:48	28/08/2021 14:46	ETH	0.005177	23.15	23.76	0.61		Short term
31/08/2021 20:48	21/08/2021 21:07	HEX	10000	2560.56	3419.64	859.08		Short term
31/08/2021 20:50	28/08/2021 14:46	ETH	0.004951	22.14	22.73	0.59		Short term
31/08/2021 20:50	21/08/2021 21:07	HEX	10000	2560.56	3419.64	859.08		Short term

31/08/2021 20:52	28/08/2021 14:46	ETH	0.004735	21.17	21.73	0.56		Short term
31/08/2021 20:52	21/08/2021 21:07	HEX	10000	2560.56	3419.64	859.08		Short term
31/08/2021 20:54	28/08/2021 14:46	ETH	0.006123	27.37	28.1	0.73		Short term
31/08/2021 20:54	21/08/2021 21:07	HEX	10000	2560.56	3419.64	859.08		Short term
10/09/2021 16:29	28/08/2021 14:46	ETH	0.064781	289.64	303.21	13.57		Short term
10/09/2021 16:30	28/08/2021 14:46	ETH	0.075054	335.57	349.63	14.06		Short term
10/09/2021 16:32	28/08/2021 14:46	ETH	0.066902	299.12	311.65	12.53		Short term
10/09/2021 16:33	28/08/2021 14:46	ETH	0.062733	280.48	292.23	11.75		Short term
10/09/2021 16:34	28/08/2021 14:46	ETH	0.063172	282.45	294.28	11.83		Short term
10/09/2021 16:35	28/08/2021 14:46	ETH	0.059677	266.82	278	11.18		Short term
10/09/2021 16:36	28/08/2021 14:46	ETH	0.062683	280.26	292	11.74		Short term
10/09/2021 16:37	28/08/2021 14:46	ETH	0.0709	317	330.28	13.28		Short term
10/09/2021 16:37	28/08/2021 14:46	ETH	0.069509	310.78	323.8	13.02		Short term
10/09/2021 16:39	28/08/2021 14:46	ETH	0.105875	473.38	493.21	19.83		Short term
10/09/2021 16:41	28/08/2021 14:46	ETH	0.093504	418.06	435.58	17.51		Short term
10/09/2021 16:41	28/08/2021 14:46	ETH	0.08232	368.06	383.48	15.42		Short term
25/09/2021 4:20	28/08/2021 14:46	ETH	0.013876	62.04	54.67	-7.37	Fee	Short term
25/09/2021 4:20	10/09/2021 16:30	HEX	781.5762	504.86	501.18	-3.68		Short term
25/09/2021 4:20	10/09/2021 16:29	HEX	8272.516	5233.29	5304.65	71.37		Short term
25/09/2021 4:20	21/08/2021 21:07	HEX	10945.91	2802.77	7018.94	4216.17		Short term
25/09/2021 4:26	28/08/2021 14:46	ETH	0.005775	25.82	22.75	-3.07		Short term
25/09/2021 4:26	10/09/2021 16:33	HEX	4336.816	2801.38	2816.69	15.31		Short term
25/09/2021 4:26	10/09/2021 16:30	HEX	7456.989	4816.86	4843.19	26.33		Short term
25/09/2021 4:26	10/09/2021 16:32	HEX	8206.195	5300.81	5329.78	28.98		Short term
25/09/2021 4:35	28/08/2021 14:46	ETH	0.006713	30.01	26.66	-3.35		Short term
25/09/2021 4:35	10/09/2021 16:36	HEX	378.7981	244.69	245.97	1.29		Short term
25/09/2021 4:35	10/09/2021 16:33	HEX	3764.075	2431.41	2444.2	12.79		Short term
25/09/2021 4:35	10/09/2021 16:35	HEX	7871.313	5084.49	5111.24	26.75		Short term
25/09/2021 4:35	10/09/2021 16:34	HEX	7985.814	5158.45	5185.59	27.14		Short term
25/09/2021 5:25	28/08/2021 14:46	ETH	0.008948	40.01	35.54	-4.47	Fee	Short term
25/09/2021 5:25	10/09/2021 16:37	HEX	4638.081	2995.98	2982.81	-13.17		Short term
25/09/2021 5:25	10/09/2021 16:36	HEX	7437.325	4804.16	4783.04	-21.11		Short term
25/09/2021 5:25	10/09/2021 16:37	HEX	7924.594	5118.91	5096.41	-22.49		Short term
25/09/2021 5:27	28/08/2021 14:46	ETH	1.49385	6679.12	5932.96	-746.16		Short term



25/09/2021 5:27	25/09/2021 4:20	ETH	2.508264	9923.77	9961.8	38.03	Short term
25/09/2021 20:16	25/09/2021 4:20	ETH	0.001147	4.54	4.64	0.11	Short term
25/09/2021 20:16	25/09/2021 4:20	ETH	0.040171	158.93	162.68	3.75	Short term
25/09/2021 20:17	25/09/2021 4:20	ETH	0.029876	118.2	120.99	2.79	Short term
25/09/2021 20:19	25/09/2021 4:20	ETH	0.030271	119.76	122.59	2.83	Short term
28/09/2021 11:28	25/09/2021 4:20	ETH	0.645591	2554.23	2603.01	48.78	Short term
28/09/2021 11:28	25/09/2021 5:25	ETH	1.076362	4286.68	4339.87	53.19	Short term
06/10/2021 19:00	25/09/2021 5:25	ETH	1.026725	4089	4776.71	687.71	Short term
12/10/2021 6:40	25/09/2021 5:25	ETH	0.005807	23.13	27.98	4.85	Short term
12/10/2021 6:42	25/09/2021 5:25	ETH	0.027493	109.49	132.46	22.97	Fee Short term
12/10/2021 6:42	06/10/2021 19:00	KUMA	1.1E+10	1153.09	6723.87	5570.78	Short term
13/10/2021 23:48	25/09/2021 5:25	ETH	1.016101	4046.69	4786.28	739.59	Short term
13/10/2021 23:49	25/09/2021 5:25	ETH	0.00522	20.79	24.59	3.8	Short term
13/10/2021 23:49	10/09/2021 16:37	HEX	2942.122	1900.47	1487.31	-413.16	Short term
13/10/2021 23:49	10/09/2021 16:39	HEX	7057.878	4559.05	3567.93	-991.12	Short term
15/10/2021 8:31	25/09/2021 5:25	ETH	0.035421	141.07	180.95	39.89	Fee Short term
15/10/2021 8:31	06/10/2021 19:00	KUMA	1E+08	10.48	44.65	34.17	Short term
15/10/2021 8:35	25/09/2021 5:25	ETH	0.026953	107.34	137.69	30.35	Fee Short term
15/10/2021 8:35	06/10/2021 19:00	KUMA	1E+10	1048.26	4464.95	3416.69	Short term
16/10/2021 21:42	12/10/2021 6:42	ETH	0.002352	11.55	12.46	0.9	Fee Short term
16/10/2021 21:42	25/09/2021 5:25	ETH	0.018486	73.62	97.91	24.29	Fee Short term
16/10/2021 21:42	06/10/2021 19:00	KUMA	1E+10	1048.26	2862.33	1814.07	Short term
16/10/2021 21:52	12/10/2021 6:42	ETH	0.018617	91.46	98.61	7.15	Fee Short term
16/10/2021 21:52	06/10/2021 19:00	KUMA	5E+09	524.13	1415.64	891.51	Short term
17/10/2021 11:33	12/10/2021 6:42	ETH	0.004268	20.97	22.11	1.14	Short term
17/10/2021 11:33	13/10/2021 23:48	HINA	1.96E+13	4397.54	0	-4397.54	Short term
18/10/2021 7:54	12/10/2021 6:42	ETH	0.101471	498.52	506.92	8.39	Short term
18/10/2021 8:04	12/10/2021 6:42	ETH	0.002884	14.17	14.54	0.37	Short term
18/10/2021 8:13	12/10/2021 6:42	ETH	0.008269	40.63	41.68	1.06	Short term
18/10/2021 8:37	12/10/2021 6:42	ETH	0.010377	50.98	52.31	1.32	Short term
18/10/2021 8:37	15/10/2021 8:31	HINA	4.04E+11	225.6	0	-225.6	Short term
18/10/2021 8:37	13/10/2021 23:48	HINA	1.73E+12	388.74	0	-388.74	Short term
18/10/2021 8:37	15/10/2021 8:35	HINA	3.91E+13	4502.75	0	-4502.75	Short term
18/10/2021 8:40	18/10/2021 8:37	ETH	0.765717	3859.7	3859.7	0	Short term

18/10/2021 8:40	12/10/2021 6:42	ETH	1.24732	6128.04	6287.29	159.25	Short term
18/10/2021 10:49	18/10/2021 8:37	ETH	1.015694	5119.75	5266.37	146.62	Short term
18/10/2021 21:04	18/10/2021 8:37	ETH	0.004446	22.41	22.68	0.27	Short term
18/10/2021 21:04	10/09/2021 16:39	HEX	1403.121	906.35	511.64	-394.71	Short term
18/10/2021 21:04	28/09/2021 11:28	HEX	7652.42	4648.45	2790.4	-1858.05	Short term
18/10/2021 21:04	10/09/2021 16:41	HEX	7781.742	5026.63	2837.55	-2189.08	Short term
18/10/2021 21:04	10/09/2021 16:41	HEX	8120.343	5245.35	2961.02	-2284.33	Short term
18/10/2021 21:04	25/09/2021 20:17	HEX	8195.095	5307.72	2988.28	-2319.44	Short term
18/10/2021 21:04	25/09/2021 20:19	HEX	8223.09	5325.85	2998.49	-2327.36	Short term
18/10/2021 21:04	25/09/2021 20:16	HEX	8624.189	5585.63	3144.75	-2440.89	Short term
19/10/2021 4:24	18/10/2021 8:37	ETH	0.001428	7.2	7.2	0 Fee	Short term
19/10/2021 4:27	18/10/2021 8:37	ETH	2	10081.28	9910.73	-170.54	Short term
20/10/2021 9:25	18/10/2021 8:37	ETH	0.112733	568.25	587.02	18.77	Short term
20/10/2021 9:37	18/10/2021 8:37	ETH	0.213168	1074.5	1109.99	35.49	Short term
26/10/2021 19:10	18/10/2021 8:37	ETH	0.018372	92.61	103.39	10.79	Short term
26/10/2021 19:10	15/10/2021 8:35	HINA	8.67E+11	99.89	0	-99.89	Short term
26/10/2021 19:10	18/10/2021 8:40	HINA	4.22E+12	3050.16	0	-3050.16	Short term
26/10/2021 19:18	18/10/2021 8:37	ETH	0.111919	564.14	629.85	65.71	Short term
26/10/2021 19:21	18/10/2021 8:37	ETH	0.218738	1102.58	1231	128.42	Short term
28/10/2021 6:13	18/10/2021 8:37	ETH	0.14097	710.58	749.95	39.38	Short term
31/10/2021 10:10	18/10/2021 8:37	ETH	0.073512	370.55	421.25	50.7	Short term
15/11/2021 20:04	18/10/2021 8:37	ETH	0.004587	23.12	29.55	6.43	Short term
16/11/2021 14:38	18/10/2021 8:37	ETH	0.030877	155.64	181.89	26.25 Fee	Short term
16/11/2021 14:38	16/10/2021 21:42	DINU	1.55E+11	2174.38	5241.65	3067.27	Short term
16/11/2021 14:38	18/10/2021 8:37	ETH	0.002749	13.86	16.19	2.34	Short term
16/11/2021 14:38	18/10/2021 8:37	ETH	0.025122	126.63	147.98	21.35	Short term
16/11/2021 20:28	18/10/2021 8:37	ETH	0.026672	134.45	154.5	20.05 Fee	Short term
16/11/2021 20:28	16/10/2021 21:52	DINU	4.3E+10	619.76	2310.55	1690.78	Short term
16/11/2021 20:28	16/10/2021 21:42	DINU	5.7E+10	798.32	3065.35	2267.03	Short term
23/11/2021 20:42	18/10/2021 8:37	ETH	0.116971	589.61	671.64	82.03	Short term
03/12/2021 16:31	18/10/2021 8:37	ETH	0.118756	598.61	765.07	166.47	Short term
03/12/2021 17:14	18/10/2021 8:37	ETH	0.136	685.53	879.5	193.98	Short term
03/12/2021 17:18	16/11/2021 14:32	ETH	0.02	117.81	129.34	11.53	Short term
03/12/2021 17:18	16/11/2021 14:38	ETH	0.062334	379.93	403.11	23.18	Short term

03/12/2021 17:18	18/10/2021 8:37	ETH	0.951464	4795.98	6153.06	1357.08		Short term
03/12/2021 20:44	16/11/2021 14:38	ETH	0.157799	961.8	1017.41	55.61		Short term
11/12/2021 15:09	16/11/2021 14:38	ETH	0.002818	17.18	15.88	-1.3		Short term
17/12/2021 15:11	16/11/2021 14:38	ETH	0.020951	127.7	116.44	-11.26		Short term
17/12/2021 15:12	16/11/2021 14:38	ETH	0.024206	147.54	134.53	-13.01		Short term
27/12/2021 9:51	16/11/2021 14:38	ETH	0.019609	119.52	110.99	-8.53	Fee	Short term
27/12/2021 9:51	28/09/2021 11:28	HEX	3777.157	2294.43	1511.71	-782.72		Short term
27/12/2021 9:51	17/12/2021 15:12	HEX	12357.12	4085.04	4945.63	860.59		Short term
27/12/2021 9:51	18/10/2021 10:49	HEX	13312.56	5266.37	5328.01	61.65		Short term
27/12/2021 9:51	17/12/2021 15:11	HEX	20553.16	6794.5	8225.88	1431.39		Short term
29/12/2021 14:33	17/07/2021 1:51	FUN	12588	263.25	202.97	-60.28		Short term
29/12/2021 14:33	16/03/2021 22:03	FUN	18859	1000	304.09	-695.91		Short term
29/12/2021 14:33	02/01/2021 1:16	FUN	19076	498.7	307.59	-191.11		Short term
29/12/2021 14:33	19/10/2020 0:23	FUN	199479	932.11	3216.49	2284.37		Long term
30/12/2021 4:54	16/11/2021 14:38	ETH	0.602104	3669.87	3126.05	-543.82		Short term
30/12/2021 4:54	16/11/2021 20:28	ETH	0.928094	5530.39	4818.55	-711.84		Short term
30/12/2021 4:54	27/12/2021 9:51	ETH	1.518412	8641.97	7883.41	-758.56		Short term
03/01/2022 0:28	27/12/2021 9:51	ETH	0.019941	113.5	102.77	-10.72		Short term
03/01/2022 12:32	27/12/2021 9:51	ETH	0.016179	92.08	84.61	-7.47	Fee	Short term
03/01/2022 12:32	30/12/2021 4:54	HEX	8588.268	3890.7	2567.78	-1322.92		Short term
03/01/2022 12:32	17/12/2021 15:12	HEX	91411.73	30219.03	27330.87	-2888.16		Short term
08/01/2022 21:15	27/12/2021 9:51	ETH	1.980983	11274.67	8889.22	-2385.45		Short term
08/01/2022 21:15	03/01/2022 12:32	ETH	2.039681	10697.56	9152.62	-1544.95		Short term
08/01/2022 21:17	03/01/2022 12:32	ETH	0.006607	34.65	29.65	-5		Short term
08/01/2022 21:17	30/12/2021 4:54	HEX	20000	9060.49	6216.75	-2843.74		Short term
08/01/2022 21:19	03/01/2022 12:32	ETH	0.006393	33.53	28.69	-4.84		Short term
08/01/2022 21:19	30/12/2021 4:54	HEX	6350.275	2876.83	1973.9	-902.93		Short term
08/01/2022 21:19	03/01/2022 0:28	HEX	13649.72	4224.06	4242.85	18.79		Short term
08/01/2022 21:21	03/01/2022 12:32	ETH	0.007717	40.47	34.63	-5.84		Short term
08/01/2022 21:21	03/01/2022 0:28	HEX	20000	6189.23	6216.75	27.53		Short term
08/01/2022 21:23	03/01/2022 12:32	ETH	0.005714	29.97	25.64	-4.33		Short term
08/01/2022 21:23	08/01/2022 21:15	HEX	2510.839	798.66	780.46	-18.2		Short term
08/01/2022 21:23	03/01/2022 0:28	HEX	17489.16	5412.22	5436.29	24.07		Short term
08/01/2022 21:24	03/01/2022 12:32	ETH	0.007199	37.76	32.31	-5.45		Short term

08/01/2022 21:24	08/01/2022 21:15	HEX	20000	6361.7	6216.75	-144.94		Short term
11/01/2022 14:26	03/01/2022 12:32	ETH	0.02449	128.44	106.33	-22.11	Fee	Short term
11/01/2022 14:26	08/01/2022 21:15	HEX	34209.37	10881.48	11023.13	141.65		Short term
11/01/2022 14:30	03/01/2022 12:32	ETH	3.003304	15751.5	13040.28	-2711.22		Short term
14/01/2022 15:41	03/01/2022 12:32	ETH	0.328281	1721.75	1477.7	-244.05		Short term
31/01/2022 22:24	03/01/2022 12:32	ETH	0.115146	603.91	416.3	-187.61		Short term
31/01/2022 22:24	03/01/2022 12:32	ETH	0.02145	112.5	77.55	-34.95		Short term
31/01/2022 22:25	03/01/2022 12:32	ETH	0.013121	68.82	47.44	-21.38		Short term
31/01/2022 22:26	03/01/2022 12:32	ETH	0.017941	94.1	64.86	-29.23		Short term
31/01/2022 22:27	03/01/2022 12:32	ETH	0.024552	128.77	88.77	-40		Short term
31/01/2022 22:27	03/01/2022 12:32	ETH	0.074997	393.34	271.15	-122.19		Short term
31/01/2022 22:30	03/01/2022 12:32	ETH	0.011223	58.86	40.58	-18.29	Fee	Short term
31/01/2022 22:30	14/01/2022 15:41	HEX	3908.074	1477.7	970.32	-507.37		Short term
31/01/2022 22:30	31/01/2022 22:26	HEX	6693.759	1687.02	1661.97	-25.04		Short term
31/01/2022 22:30	31/01/2022 22:25	HEX	9923.104	2500.9	2463.78	-37.12		Short term
31/01/2022 22:30	31/01/2022 22:24	HEX	18675.54	4706.76	4636.9	-69.86		Short term
31/01/2022 22:30	31/01/2022 22:24	HEX	20799.53	5242.07	5164.26	-77.81		Short term
31/01/2022 22:46	03/01/2022 12:32	ETH	0.009025	47.34	32.63	-14.71		Short term
31/01/2022 22:46	31/01/2022 22:30	ETH	0.453793	1645.12	1640.65	-4.47		Short term
31/01/2022 22:46	11/01/2022 14:26	ETH	2.538734	11129.46	9178.56	-1950.91		Short term
04/02/2022 22:45	31/01/2022 22:30	ETH	0.343855	1246.56	1294.22	47.66		Short term
15/02/2022 21:44	31/01/2022 22:30	ETH	0.006106	22.14	26.6	4.46	Fee	Short term
15/02/2022 21:44	06/10/2021 19:00	KUMA	9.47E+09	992.48	2377.33	1384.85		Short term
15/02/2022 21:45	31/01/2022 22:30	ETH	0.011558	41.9	50.35	8.45	Fee	Short term
15/02/2022 21:45	16/10/2021 21:52	DINU	6.2E+10	894.49	720.32	-174.17		Short term
15/02/2022 21:45	20/10/2021 9:25	DINU	9.47E+10	587.02	1099.61	512.59		Short term
15/02/2022 21:45	20/10/2021 9:37	DINU	1.93E+11	1109.99	2244.34	1134.35		Short term
16/02/2022 10:06	31/01/2022 22:30	ETH	0.005341	19.36	23.86	4.49		Short term
16/02/2022 10:07	31/01/2022 22:30	ETH	0.029077	105.41	129.87	24.45	Fee	Short term
16/02/2022 10:07	16/02/2022 10:07	INUYASHA	190761.7	0	72.91	72.91	Missing co:	Short term
16/02/2022 10:07	03/12/2021 17:14	INUYASHA	2866621	879.5	1095.65	216.15		Short term
16/02/2022 10:07	03/12/2021 17:18	INUYASHA	28389014	4933.02	10850.6	5917.58		Short term
16/02/2022 11:10	31/01/2022 22:30	ETH	3.204975	11618.85	14166.69	2547.85		Short term
26/02/2022 20:05	31/01/2022 22:30	ETH	0.003778	13.7	14.41	0.71		Short term

05/03/2022 12:34	31/01/2022 22:30	ETH	0.008733	31.66	30.97	-0.69	Fee	Short term
05/03/2022 12:34	31/01/2022 22:27	HEX	1250.783	315.23	192.2	-123.03		Short term
05/03/2022 12:34	31/01/2022 22:26	HEX	3381.381	852.2	519.61	-332.6		Short term
05/03/2022 12:34	31/01/2022 22:27	HEX	10493.49	2644.65	1612.51	-1032.15		Short term
05/03/2022 12:35	31/01/2022 22:30	ETH	0.053269	193.11	188.9	-4.21		Short term
05/03/2022 12:35	15/02/2022 21:45	ETH	0.10203	449.96	361.81	-88.15		Short term
05/03/2022 12:35	15/02/2022 21:44	ETH	0.545739	2403.93	1935.27	-468.65		Short term
07/03/2022 14:15	15/02/2022 21:45	ETH	0.005984	26.39	20.47	-5.92		Short term
07/03/2022 14:19	15/02/2022 21:45	ETH	0.009583	42.26	32.78	-9.48	Fee	Short term
07/03/2022 14:19	31/01/2022 22:27	HEX	7176.746	1808.74	1095.88	-712.86		Short term
07/03/2022 14:19	07/03/2022 14:15	HEX	17000	2647.78	2595.88	-51.9		Short term
07/03/2022 14:19	26/02/2022 20:05	HEX	19823.25	4337.97	3026.98	-1310.98		Short term
07/03/2022 14:22	07/03/2022 14:19	ETH	0.529867	1821.4	1812.56	-8.84		Short term
07/03/2022 14:22	05/03/2022 12:34	ETH	0.655449	2355.29	2242.14	-113.14		Short term
07/03/2022 14:22	15/02/2022 21:45	ETH	0.815399	3596.01	2789.3	-806.71		Short term
14/04/2022 21:38	07/03/2022 14:19	ETH	0.001048	3.6	4.33	0.73		Short term
14/04/2022 21:38	07/03/2022 14:19	ETH	0.003918	13.47	16.18	2.72	Fee	Short term
14/04/2022 21:38	23/11/2021 20:42	SAND	74.73352	671.64	280	-391.64		Short term
04/05/2022 14:54	07/03/2022 14:19	ETH	0.001884	6.48	7.42	0.94		Short term
04/05/2022 14:55	07/03/2022 14:19	ETH	0.001683	5.78	6.62	0.84		Short term
04/05/2022 14:56	07/03/2022 14:19	ETH	0.001516	5.21	5.97	0.76		Short term
04/05/2022 14:58	07/03/2022 14:19	ETH	0.00187	6.43	7.36	0.93		Short term
04/05/2022 15:00	07/03/2022 14:19	ETH	0.068784	236.44	270.72	34.27		Short term
04/05/2022 15:04	07/03/2022 14:19	ETH	0.008656	29.76	34.07	4.31	Fee	Short term
04/05/2022 15:04	07/03/2022 14:15	HEX	3313.349	516.06	848.73	332.67		Short term
04/05/2022 15:04	04/05/2022 15:00	HEX	19942.96	5112.59	5108.46	-4.13		Short term
04/05/2022 15:06	14/04/2022 21:38	ETH	0.056134	245.3	220.93	-24.37		Short term
04/05/2022 15:06	07/03/2022 14:19	ETH	1.344871	4622.95	5293.09	670.14		Short term
04/05/2022 15:24	14/04/2022 21:38	ETH	0.008869	38.76	34.91	-3.85	Fee	Short term
04/05/2022 15:24	16/02/2022 10:07	YASHA	31446397	12149.04	4422.71	-7726.33		Short term
04/05/2022 15:26	14/04/2022 21:38	ETH	0.002774	12.12	10.92	-1.2	Fee	Short term
04/05/2022 15:26	04/05/2022 15:04	ETH	0.018537	73.37	72.96	-0.42	Fee	Short term
04/05/2022 15:26	26/10/2021 19:18	SHIB	9844860	629.85	285.46	-344.39		Short term
04/05/2022 15:26	03/12/2021 16:31	SHIB	11897865	765.07	344.99	-420.08		Short term

04/05/2022 15:26	26/10/2021 19:21	SHIB	19809991	1231	574.41	-656.59		Short term
04/05/2022 15:26	26/10/2021 19:10	SHIB	41228944	2326.08	1195.48	-1130.6		Short term
04/05/2022 15:29	04/05/2022 15:04	ETH	0.021379	84.62	83.85	-0.77	Fee	Short term
04/05/2022 15:29	04/02/2022 22:45	USDT	924.583	1294.22	1301.83	7.61		Short term
04/05/2022 15:30	04/05/2022 15:04	ETH	0.011079	43.85	43.56	-0.3	Fee	Short term
04/05/2022 15:30	04/05/2022 15:30	SMI	130579.8	0	1.16	1.16	Missing co	Short term
04/05/2022 15:30	28/10/2021 6:13	SMI	5310833	749.95	47.08	-702.87		Short term
04/05/2022 15:32	04/05/2022 15:04	ETH	0.002166	8.57	8.52	-0.06		Short term
04/05/2022 15:33	04/05/2022 15:04	ETH	0.064235	254.26	252.54	-1.71		Short term
04/05/2022 15:36	04/05/2022 15:04	ETH	0.00706	27.95	27.76	-0.19	Fee	Short term
04/05/2022 15:36	04/05/2022 15:33	HEX	18069.06	4609.31	4614.8	5.48		Short term
04/05/2022 15:38	04/05/2022 15:26	ETH	0.4882	1988.58	1919.4	-69.18		Short term
04/05/2022 15:38	04/05/2022 15:24	ETH	1.123724	4457.62	4418.02	-39.6		Short term
04/05/2022 15:38	04/05/2022 15:04	ETH	1.389148	5498.63	5461.56	-37.07		Short term
06/05/2022 11:48	04/05/2022 15:26	ETH	0.048716	198.43	187.19	-11.24		Short term
06/05/2022 11:49	04/05/2022 15:26	ETH	0.047316	192.73	181.82	-10.92		Short term
06/05/2022 11:49	04/05/2022 15:26	ETH	0.025648	104.47	98.55	-5.92		Short term
06/05/2022 11:49	04/05/2022 15:29	ETH	0.028338	118.3	108.89	-9.41		Short term
06/05/2022 11:50	04/05/2022 15:29	ETH	0.060745	253.59	233.42	-20.17		Short term
06/05/2022 11:52	04/05/2022 15:29	ETH	0.009523	39.75	36.59	-3.16	Fee	Short term
06/05/2022 11:52	06/05/2022 11:48	HEX	6197.722	1550.89	1518.32	-32.57		Short term
06/05/2022 11:52	06/05/2022 11:49	HEX	6523.567	1632.43	1598.15	-34.28		Short term
06/05/2022 11:52	06/05/2022 11:49	HEX	6856.263	1715.68	1679.65	-36.03		Short term
06/05/2022 11:52	06/05/2022 11:50	HEX	8364.245	2093.03	2049.08	-43.95		Short term
06/05/2022 11:53	04/05/2022 15:29	ETH	0.05644	235.62	216.87	-18.74		Short term
06/05/2022 11:53	04/05/2022 15:29	ETH	0.064998	271.34	249.76	-21.59		Short term
06/05/2022 11:54	04/05/2022 15:29	ETH	0.042991	179.47	165.2	-14.28		Short term
06/05/2022 11:55	04/05/2022 15:29	ETH	0.044623	186.29	171.47	-14.82		Short term
06/05/2022 11:55	04/05/2022 15:29	ETH	0.009912	41.38	38.09	-3.29	Fee	Short term
06/05/2022 11:55	06/05/2022 11:54	HEX	5808.359	1453.46	1422.41	-31.04		Short term
06/05/2022 11:55	06/05/2022 11:55	HEX	5914.45	1480.01	1448.4	-31.61		Short term
06/05/2022 11:55	06/05/2022 11:53	HEX	6065.615	1517.83	1485.41	-32.42		Short term
06/05/2022 11:55	06/05/2022 11:53	HEX	7968.852	1994.09	1951.5	-42.59		Short term
06/05/2022 11:56	04/05/2022 15:30	ETH	0.01227	91.8	47.15	-44.65		Short term

06/05/2022 11:56	04/05/2022 15:29	ETH	0.014356	59.93	55.16	-4.77	Short term
06/05/2022 11:56	04/05/2022 15:36	ETH	0.023661	93.58	90.92	-2.67	Short term
06/05/2022 11:57	04/05/2022 15:36	ETH	0.044215	174.88	169.9	-4.98	Short term
06/05/2022 11:58	04/05/2022 15:36	ETH	0.006775	26.8	26.03	-0.76	Fee Short term
06/05/2022 11:58	06/05/2022 11:56	HEX	6021.275	1506.74	1474.82	-31.91	Short term
06/05/2022 11:58	06/05/2022 11:57	HEX	6129.101	1533.72	1501.23	-32.48	Short term
06/05/2022 12:00	04/05/2022 15:36	ETH	0.044154	174.64	169.66	-4.97	Short term
06/05/2022 12:01	04/05/2022 15:36	ETH	0.00794	31.41	30.51	-0.89	Fee Short term
06/05/2022 12:01	06/05/2022 12:00	HEX	6237.523	1560.85	1527.23	-33.62	Short term
06/05/2022 12:03	04/05/2022 15:36	ETH	1.04703	4141.25	4023.29	-117.96	Short term
06/05/2022 12:03	06/05/2022 11:55	ETH	1.272303	4918.43	4888.92	-29.52	Short term
06/05/2022 12:03	06/05/2022 11:52	ETH	1.781412	6881.8	6845.2	-36.59	Short term
10/05/2022 23:11	16/03/2021 22:30	ADA	360	500	348.11	-151.89	Long term
10/05/2022 23:13	04/02/2021 23:48	TRX	11074	500	1276.34	776.34	Long term
10/05/2022 23:13	16/03/2021 21:41	XRP	2631	1662.83	1971.27	308.44	Long term
10/05/2022 23:14	06/05/2022 12:01	ETH	0.23427	918.18	802.78	-115.41	Short term
10/05/2022 23:14	06/05/2022 11:55	ETH	0.369234	1427.38	1265.26	-162.11	Short term
10/05/2022 23:14	06/05/2022 11:58	ETH	0.774496	3002.09	2653.98	-348.11	Short term
10/05/2022 23:15	17/07/2021 1:49	THETA	203.3	1323.5	552.94	-770.56	Short term
10/05/2022 23:15	24/03/2021 21:46	THETA	408	7598.29	1109.7	-6488.59	Long term
10/05/2022 23:15	19/07/2020 14:09	THETA	1388.7	500.43	3777.05	3276.62	Long term
10/05/2022 23:24	06/05/2022 12:01	ETH	0.163179	639.55	572.44	-67.12	Short term
10/05/2022 23:24	10/05/2022 23:19	ETH	3.739906	13303.77	13119.75	-184.02	Short term
11/05/2022 18:16	10/05/2022 23:19	ETH	0.108536	386.09	357.19	-28.9	Short term
11/05/2022 20:10	10/05/2022 23:19	ETH	0.020647	73.45	72	-1.45	Short term
11/05/2022 20:11	10/05/2022 23:19	ETH	0.02844	101.17	99.17	-2	Short term
12/05/2022 11:57	10/05/2022 23:19	ETH	0.005556	19.76	17.11	-2.66	Fee Short term
12/05/2022 11:57	12/05/2022 11:54	ETH	0.012256	37.73	37.73	0	Fee Short term
12/05/2022 11:57	11/05/2022 18:16	HEX	6283.854	1417.94	1234.55	-183.39	Short term
12/05/2022 11:57	11/05/2022 20:10	HEX	19758.83	4328.02	3881.89	-446.12	Short term
12/05/2022 11:57	11/05/2022 20:11	HEX	20723.44	4539.31	4071.4	-467.9	Short term
12/05/2022 11:59	12/05/2022 11:54	ETH	0.032852	101.14	101.14	0	Short term
12/05/2022 11:59	12/05/2022 11:57	ETH	0.052706	163.24	162.27	-0.97	Short term
12/05/2022 11:59	12/05/2022 11:57	ETH	0.087783	271.87	270.26	-1.61	Short term

12/05/2022 12:00	12/05/2022 11:57	ETH	0.079425	245.99	244.53	-1.46		Short term
12/05/2022 12:03	12/05/2022 11:57	ETH	0.014632	45.32	45.05	-0.27	Fee	Short term
12/05/2022 12:03	12/05/2022 11:59	HEX	6381.531	1268.71	1254.31	-14.4		Short term
12/05/2022 12:03	12/05/2022 11:59	HEX	6492.042	1290.68	1276.03	-14.65		Short term
12/05/2022 12:03	12/05/2022 12:00	HEX	6611.74	1314.48	1299.56	-14.92		Short term
12/05/2022 12:07	12/05/2022 12:03	ETH	0.951907	2965.15	2930.67	-34.47		Short term
12/05/2022 12:07	12/05/2022 11:57	ETH	2.749742	8516.27	8465.74	-50.53		Short term
12/05/2022 12:07	12/05/2022 12:03	ETH	0.094877	295.54	292.1	-3.44		Short term
12/05/2022 12:08	12/05/2022 12:03	ETH	0.088024	274.19	271	-3.19		Short term
12/05/2022 12:11	12/05/2022 12:03	ETH	0.01845	57.47	56.8	-0.67	Fee	Short term
12/05/2022 12:11	12/05/2022 12:07	HEX	6724.537	1336.9	1322.52	-14.39		Short term
12/05/2022 12:11	12/05/2022 12:08	HEX	6943.016	1380.34	1365.49	-14.85		Short term
12/05/2022 12:12	12/05/2022 12:03	ETH	0.084784	264.1	261.03	-3.07		Short term
12/05/2022 12:13	12/05/2022 12:03	ETH	0.005943	18.51	18.3	-0.22		Short term
12/05/2022 12:13	12/05/2022 12:11	ETH	0.795847	2501.98	2450.21	-51.78		Short term
12/05/2022 12:22	12/05/2022 12:11	ETH	0.012608	39.64	38.82	-0.82	Fee	Short term
12/05/2022 12:22	12/05/2022 12:12	HEX	7058.019	1403.2	1386.67	-16.53		Short term
12/05/2022 12:23	12/05/2022 12:20	ETH	0.016932	52.13	52.13	0		Short term
12/05/2022 12:23	12/05/2022 12:11	ETH	0.064632	203.19	198.98	-4.2		Short term
12/05/2022 12:25	12/05/2022 12:20	ETH	0.016709	51.44	51.44	0	Fee	Short term
12/05/2022 12:25	12/05/2022 12:23	HEX	6828.618	1357.6	1342.05	-15.55		Short term
12/05/2022 12:27	12/05/2022 12:20	ETH	0.011301	34.79	34.79	0		Short term
12/05/2022 12:27	12/05/2022 12:25	ETH	0.040278	128.76	124.01	-4.75		Short term
12/05/2022 12:27	12/05/2022 12:22	ETH	0.450403	1425.49	1386.67	-38.82		Short term
15/06/2022 23:15	12/05/2022 12:25	ETH	0.39563	1264.73	631.82	-632.91		Short term
15/06/2022 23:15	15/06/2022 23:12	ETH	2.61358	4246.81	4173.89	-72.92		Short term
15/06/2022 23:18	15/06/2022 23:12	ETH	0.002866	4.66	4.66	0		Short term
15/06/2022 23:19	15/06/2022 23:12	ETH	0.016483	26.78	26.78	0	Fee	Short term
15/06/2022 23:19	15/06/2022 23:15	USDT	100	145.03	145.03	0		Short term
15/06/2022 23:26	15/06/2022 23:12	ETH	0.011316	18.39	18.39	0	Fee	Short term
15/06/2022 23:26	15/06/2022 23:15	USDT	1000	1450.32	1450.32	0		Short term
15/06/2022 23:35	15/06/2022 23:12	ETH	0.003066	4.98	5.06	0.07		Short term
15/06/2022 23:35	15/06/2022 23:12	ETH	0.003143	5.11	5.18	0.08		Short term
15/06/2022 23:35	15/06/2022 23:19	HEX	2964.883	171.81	145.25	-26.57		Short term



15/06/2022 23:35	15/06/2022 23:26	HEX	7035.117	350.13	344.64	-5.49	Short term
15/06/2022 23:35	15/06/2022 23:26	HEX	10000	497.69	489.89	-7.8	Short term
15/06/2022 23:48	15/06/2022 23:12	ETH	0.003882	6.31	6.4	0.09	Short term
15/06/2022 23:48	15/06/2022 23:26	HEX	10000	497.69	489.89	-7.8	Short term
18/06/2022 14:08	15/06/2022 23:12	ETH	0.005508	8.95	8.58	-0.37	Fee Short term
18/06/2022 14:08	15/06/2022 23:15	USDT	1000	1450.32	1445.33	-4.98	Short term
18/06/2022 14:10	15/06/2022 23:12	ETH	0.001755	2.85	2.73	-0.12	Short term
18/06/2022 14:10	15/06/2022 23:26	HEX	2475.218	123.19	115.89	-7.3	Short term
18/06/2022 14:10	18/06/2022 14:08	HEX	7524.782	359.87	352.31	-7.56	Short term
18/06/2022 14:11	15/06/2022 23:12	ETH	0.001697	2.76	2.64	-0.12	Short term
18/06/2022 14:11	18/06/2022 14:08	HEX	10000	478.25	468.2	-10.05	Short term
18/06/2022 14:12	15/06/2022 23:12	ETH	0.001553	2.52	2.42	-0.11	Short term
18/06/2022 14:12	18/06/2022 14:08	HEX	10000	478.25	468.2	-10.05	Short term
24/06/2022 16:46	15/06/2022 23:12	ETH	0.001199	1.95	1.98	0.03	Short term
24/06/2022 16:46	15/06/2022 23:15	USDT	200	290.06	289.93	-0.13	Short term

# Trading Stock Report

Date: 23/01/2023 12:13

Period: 1 Jul 2021 to 30 Jun  
2022

## Summary

**Opening Stock** \$34,022.47

This is the total value of your crypto assets at the beginning of the tax year

**Closing Stock** \$1,916.07

This is the total value of your crypto assets at the end of the tax year

**Purchases** \$808,323.94

This is the total value of your crypto purchases/deposits during this tax year. It also includes income.

**Sales** \$821,023.47

This is the total value of your crypto sells/withdrawals during this tax year. It also includes crypto fees and costs

**Cost of Sales** \$840,430.34

This is calculated as: Opening stock + Purchases - Closing stock

**Net Profit** \$-19,406.87

This is calculated as: Sales - Cost of sales

All fiat values and prices are in AUD unless stated otherwise. Capital gains have been calculated using the FIFO accounting method (universal tax lot for each currency). Trading between cryptocurrencies is treated as a taxable event. Market prices are determined using the average market value at the time of the disposal - unless the price is provided by the trading platform or manually overridden. All dates and times are in the Australia/Lord\_Howe timezone.

This report may be used for tax purposes after it has been checked for accuracy and completeness by yourself or your tax advisor.

# Trading stock details ■

Currency	Opening Stock	Opening Cost	Opening Value	Acquired Stock	Acquired Value	Disposed Stock	Disposed Value	Closing Stock	Closing Cost	Closing Value	Net Profit
KUMA (Kuma Inu)	0.00	0.00	0.00	45,567,829,767.29	4,776.71	45,567,829,767.29	17,888.77	0.00	0.00	0.00	13112.06
DINU (Dogey-Inu)	0.00	0.00	0.00	605,305,281,002.74	5,974.98	605,305,281,002.74	14,681.82	0.00	0.00	0.00	8706.83
INUHASHA (Inuyasha)	0.00	0.00	0.00	31,255,635.26	5,812.52	31,446,397.00	12,019.17	0.00	0.00	0.00	6206.64
HEX (HEX)	40,725.72	3,001.23	4,560.17	1,635,703.30	412,190.51	1,673,553.00	418,719.71	2,876.03	137.55	151.00	2120.03
TRX (TRON)	11,074.00	500.00	1,003.47	0.00	0.00	11,074.00	1,276.34	0.00	0.00	0.00	272.87
USDT (Tether)	0.00	0.00	0.00	4,238.15	6,099.93	3,224.58	4,632.44	1,013.56	1,469.99	1,475.03	7.54
IOTX (IoTeX)	1,577.00	100.00	39.94	0.00	0.00	1,577.00	37.49	0.00	0.00	0.00	-2.45
BTC (Bitcoin)	0.00	12.22	7.66	0.00	0.00	0.00	0.00	0.00	12.22	4.60	-3.06
HBAR (Hedera Hashgraph)	1,003.00	500.00	260.10	0.00	0.00	1,003.00	254.27	0.00	0.00	0.00	-5.83
SC (Siacoin)	1,900.00	50.00	33.49	0.00	0.00	1,900.00	26.95	0.00	0.00	0.00	-6.54
QKC (QuarkChain)	19,422.00	1,080.89	372.84	0.00	0.00	19,422.00	365.01	0.00	0.00	0.00	-7.83
STMX (StormX)	2,156.00	100.00	53.96	0.00	0.00	2,156.00	44.92	0.00	0.00	0.00	-9.04
BTS (BitShares)	1,027.00	100.00	61.12	0.00	0.00	1,027.00	51.81	0.00	0.00	0.00	-9.31
IOST (IOST)	1,722.00	100.00	51.24	0.00	0.00	1,722.00	41.64	0.00	0.00	0.00	-9.6
POWR (Power Ledger)	562.00	250.00	134.92	0.00	0.00	562.00	123.97	0.00	0.00	0.00	-10.95
CELR (Celer Network)	1,504.00	100.00	58.58	0.00	0.00	1,504.00	46.40	0.00	0.00	0.00	-12.18
XVG (Verge)	2,394.00	100.00	73.65	0.00	0.00	2,394.00	58.96	0.00	0.00	0.00	-14.69
REQ (Request Network)	1,517.00	250.00	110.32	0.00	0.00	1,517.00	95.03	0.00	0.00	0.00	-15.29
FTT (FTX Token)	4.67	250.00	170.87	0.00	0.00	4.67	143.99	0.00	0.00	0.00	-26.88
DGB (DigiByte)	3,052.00	250.00	196.88	0.00	0.00	3,052.00	155.50	0.00	0.00	0.00	-41.38
XLM (Stellar)	1,137.00	500.00	425.51	0.00	0.00	1,137.00	356.88	0.00	0.00	0.00	-68.63
ADA (Cardano)	360.00	500.00	661.72	0.00	0.00	360.00	348.11	0.00	0.00	0.00	-313.6

Currency	Opening Stock	Opening Cost	Opening Value	Acquired Stock	Acquired Value	Disposed Stock	Disposed Value	Closing Stock	Closing Cost	Closing Value	Net Profit
ELON (Dogelon Mars)	0.00	0.00	0.00	94,803,354.60	421.25	0.00	0.00	94,803,354.60	421.25	43.61	-377.64
SAND (The Sandbox)	0.00	0.00	0.00	74.73	671.64	74.73	280.00	0.00	0.00	0.00	-391.64
XRP (Ripple)	2,631.00	1,662.83	2,457.01	0.00	0.00	2,631.00	1,971.27	0.00	0.00	0.00	-485.74
SMI (SafeMoon Inu)	0.00	0.00	0.00	5,310,832.52	749.95	5,441,412.28	48.24	0.00	0.00	0.00	-701.71
DEXT (DEXTools)	0.00	0.00	0.00	1,075.71	1,017.41	0.00	0.00	1,075.71	1,017.41	210.74	-806.67
FUN (FunFair)	237,414.00	2,430.81	5,361.31	12,588.00	263.25	250,002.00	4,031.14	0.00	0.00	0.00	-1593.41
SHIB (SHIBA INU)	0.00	0.00	0.00	82,781,658.96	4,952.00	82,781,658.96	2,400.34	0.00	0.00	0.00	-2551.66
ETH (Ethereum)	0.46	1,505.03	1,385.04	81.88	332,608.23	82.32	331,060.90	0.02	33.54	31.09	-2901.29
YASHA (Yasha Dao)	0.00	0.00	0.00	31,446,397.00	12,019.17	31,446,397.00	4,422.71	0.00	0.00	0.00	-7596.46
THETA (THETA)	1,796.70	8,098.72	16,542.67	203.30	1,323.50	2,000.00	5,439.69	0.00	0.00	0.00	-12426.48
HINA (Hina Inu)	0.00	0.00	0.00	75,742,753,411.867.51	19,442.87	65,913,086,833.615.50	0.00	9,829,666,578.252.00	7,096.84	0.00	-19442.87
		21,441.73	34,022.47		808,323.92		821,023.47		10,188.80	1,916.07	-19,406.86





## BT Protection Plans

### Annual Premium Summary

**Policy Owner:** THE TOWNVIEW SUPERANNUATION FUND

#### Your policy details

**Portfolio number:** B0889241-A  
**Policy number:** Y0889241  
**Product name:** Term Life  
**Policy risk commencement date:** 15 March 2021  
**Premium frequency:** Yearly

**Summary period: 01/07/2021 to 30/06/2022**

**Total premium paid in this period: \$4,586.44** ■

#### Your benefits at 30/06/2022

Insured Person: Muh-Ling Chang  
Death Benefit: \$1,030,000  
TPD Benefit (Any): \$1,030,000

Date of Birth: 18/01/1968

The insurance premium shown on your Annual Premium Summary may include stamp duty and policy fee. Please refer to your renewal document for the premium details.

The details provided in this Summary are for the financial year ending 30 June 2022. Any transactions completed with an effective date after 30 June 2022 will be included in next year's Summary.

The Insurer and Issuer is TAL Life Insurance Services Limited ABN 31 003 149 157 AFSL 233728 (TLISL), except for Term Life as Superannuation, Income Protection as Superannuation, and Income Protection Assured as Superannuation, which are issued by BT Funds Management Limited ABN 63 002 916 458 AFSL 233724 (BTFM) as Trustee of the Retirement Wrap ABN 39 827 542 991. BTFM is a subsidiary of Westpac Banking Corporation ABN 33 007 457 141 AFSL 233714 (Westpac). Westpac does not guarantee the insurance. TLISL is part of the TAL Dai-ichi Life Australia Pty Limited ABN 97 150 070 483 group of companies (TAL). TAL companies are not part of the Westpac Group. BT is a trade mark of BT Financial Group Pty Limited ABN 38 087 480 331 and is used by TLISL under licence. Asgard is a trade mark of Asgard Wealth Solutions Ltd ABN 28 009 143 597 and is used by TLISL under licence. This information does not take into account your individual needs, objectives or financial situation. You should read the Product Disclosure Statement (PDS) before making a decision to purchase or continue to hold a product. A PDS can be obtained by visiting [bt.com.au](http://bt.com.au) or calling 1300 553 764.

The information contained in this Annual Premium Summary should not be considered to be a comprehensive or complete statement of the cover provided and is only reflective of the state of affairs at the time it was issued. It should not be relied on by any person and he or she should make his or her own enquires. No representation, warranty or responsibility is made or accepted by the Insurer for any liability arising in any way, including but not limited to, negligence for errors or omissions. This disclaimer is subject to any requirements of the law and should be read accordingly.

Plan Number	111603075
Plan Owner	The Townview Superannuation Fund
Insured Person	Michael King

18/10/2022

Dear Michael King,

**NEOS Life - Premium Statement.**

Please be advised that the total premiums paid on your Protection Plan with NEOS Life for the financial year ending **30 June 2022** is as follows:

Life cover	\$2234.04
Attached TPD cover	\$2237.64

<b>Total premium paid FY 2021/2022</b>	<b>\$4471.68</b>
--	------------------


Please note that the above is general information only and is not intended as taxation or other advice. It's therefore important that you consult your financial or tax adviser if you have any questions about the tax-deductibility of your premiums.

We're here to help. If you have other questions about your NEOS Protection Plan, please don't hesitate to contact us on 1300 090 188 between 8am and 6pm (Sydney time) Monday to Friday or reply to this email.

Yours sincerely,



David Hillery  
Operations Manager  
Phone 1300 090 188



**neoslife.com.au**  
GPO Box 239, Sydney NSW 2001  
e: [customerservice@neoslife.com.au](mailto:customerservice@neoslife.com.au) t: 1300 090 188

NEOS Life (NEOS) is a registered business name of Australian Life Development Pty. Ltd. ABN 96 617 129 914 AFSL 502759. NEOS Protection is issued by NobleOak Life Limited (NobleOak) ABN 85 087 648 708 AFSL 247302. The NEOS Super Plan is issued by Tidswell Financial Services Ltd. (Tidswell) ABN 55 010 810 607 AFSL 237628 as Trustee of the max Superannuation Fund ABN 22 508 720 840, of which the NEOS Super Plan is a division. NEOS provides administration services in relation to NEOS Protection and the NEOS Super Plan on behalf of NobleOak and Tidswell.



# Latest Market Prices - Retail

Thursday, 30 June 2022 5:01 PM - Exchange Rate: **USD -> AUD \$ .6883**

## Gold

Spot Price **AUD \$ 2645.9**      **USD \$ 1821.173**

### ABC Gold

Product	Sell	BuyBack
1oz ABC (Pool Alloc) Gold	\$2,670.90	\$2,604.70
1/2oz ABC Cast Bar Gold	\$1,372.50	\$1,302.30
1oz Gold Cast Bar	\$2,700.90	\$2,604.70
2oz Gold Cast Bar	\$5,391.80	\$5,209.40
Luong 37.5grm Gold Cast Bar	\$3,259.90	\$3,140.20
37.5gram ABC Gold Tael 9999	\$3,269.90	\$3,140.20
50g ABC Gold Cast Bar 9999	\$4,338.30	\$4,187.00
100grm Gold Cast Bar	\$8,641.60	\$8,374.10
5oz Gold Cast Bar	\$13,409.50	\$13,023.40
250g Gold Cast Bar	\$21,542.70	\$20,936.40
10oz Gold Cast Bar	\$26,794.00	\$26,046.80
500grm Gold Cast Bar	\$43,032.80	\$41,870.20

### PAMP Gold

1oz Minted Gold Bar	\$2,755.90	\$2,604.70
---------------------	------------	------------

### Gold Coins

1oz Royal Australian Mint Rat Gold Coin	\$2,765.90	\$2,604.70
1oz Beneath the Southern Skies Gold	\$2,800.90	\$2,604.70
Maple Leaf 1oz Gold Coin 99.99%	\$2,740.90	\$2,604.70

## Silver

Spot Price **AUD \$ 30.6**      **USD \$ 21.0592**

per KG **AUD \$ 984**      **USD \$ 678**

### ABC Silver

Product	Sell	BuyBack
1oz Silver Coin Generic Brand	\$38.60	\$29.00
10oz Silver Cast Bar	\$358.00	\$290.00
500g Cast Bar <b>LIMITED</b>	\$562.90	\$466.20
1kg ABC Bullion Cast Bar Silver	\$1,073.80	\$932.40
100oz ABC Silver Cast Bar 999	\$3,268.00	\$2,900.00
5kg ABC Bullion Cast Bar	\$5,224.00	\$4,661.80
1kg Silver (Pool Allocated)	\$1,022.40	\$932.40

### PAMP Silver

1kg PAMP Cast Bar Silver	\$1,066.30	\$932.40
--------------------------	------------	----------

### Silver Coins

1oz Silver Maple <b>LIMITED</b>	\$41.60	\$29.00
---------------------------------	---------	---------

## Platinum

Spot Price **AUD \$ 1368.65**      **USD \$ 942.039**

### Platinum

* Fine Platinum (Pt) Granules 999.5%	\$53.24	\$42.18
1oz Elephant Platinum Coin <b>LIMITED</b>	\$1,568.70	\$1,283.30
1oz ABC Platinum Minted Tablet 999.5	\$1,453.70	\$1,283.30
50g ABC Platinum Minted Tablet 999.5	\$2,330.10	\$2,062.90
100g ABC Platinum Minted Tablet	\$4,580.20	\$4,125.80
50x1g CombiBar ABC Platinum Minted	\$2,650.10	\$2,062.90
500g ABC Platinum Minted Tablet 999.5	\$22,641.10	\$20,629.10

## Palladium

Spot Price **AUD \$ 2921.09**      **USD \$ 2010.585**



Date	Description	Debit \$	Credit \$	Balance \$
01/07/2021	OPENING BALANCE			0
07/12/2021	Opening Balance			0
08/12/2021	EXTERNAL - CMC for NVVE TRANSFE		2500	2500
13/12/2021	Bght 100 NVVE:US @ 21.5196 17313269	2151.96		348.04
15/12/2021	EXTERNAL - CMC invest TRANSFER		1000	1348.04
31/12/2021	WdI TRANSFER TO NOM AC	1348.04		0
11/02/2022	EXTERNAL - For DCFC TRANSFER SE		2000	2000
16/02/2022	Bght 120 DCFC:US @ 13.9582 18039820	1674.98		325.02
09/05/2022	EXTERNAL - SMSF to CMC Groy TRA		1450	1775.02
12/05/2022	Bght 335 GROU:US @ 4.6559 19065123	1559.73		215.29
30/06/2022	CLOSING BALANCE			215.29
	TOTALS	6734.71	6950	





MS MUH-LING CHANG  
38 CLYDE ESSEX DRIVE  
GULMARRAD NSW 2463  
AUSTRALIA

## Portfolio Report

At close of business: 30/06/2022

Trading Account Number: 655871

### Summary

Description	Market Value (AUD)	Income Yield (%)
Australian Shares	0.00	
International Shares	2,821.95	N/A
Total Market Value of Shares	2,821.95	N/A
Bank Balance	215.29	N/A
<b>Total</b>	<b>3,037.24</b>	<b>N/A</b>

While every effort has been made to provide you with an accurate transaction summary, we give no warranty of accuracy or reliability and take no responsibility for any errors or omissions including by negligence. You should confirm the information, holdings and valuations contained herein. All prices and values are denominated in AUD unless otherwise indicated. CMC Markets Stockbroking is the trading name of CMC Markets Stockbroking Limited (ABN 69 081 002 851, AFSL No. 246381), a Participant of the Australian Stock Exchange (ASX Group).



MS MUH-LING CHANG  
38 CLYDE ESSEX DRIVE  
GULMARRAD NSW 2463  
AUSTRALIA

## Portfolio Report

At close of business: 30/06/2022

Trading Account Number: 655871

### Domestic Equities Report

Security code	Sector	Company name	Quantity	Last Price	Average Cost AUD	Cost Value AUD	Market Value AUD	Gain/loss AUD	Gain/loss (%)	(%) of Holdings	Price to earnings*	Earnings per share*	Current dividends (c)*	Franking (%)*	Dividend yield (%)*	FX Rate
---------------	--------	--------------	----------	------------	------------------	----------------	------------------	---------------	---------------	-----------------	--------------------	---------------------	------------------------	---------------	---------------------	---------

No Domestic Equities

\* Fundamental data is current data as at 14/07/2023

### International Equities Report

Security code	Sector	Company name	Quantity	Last Price	Average Cost AUD	Cost Value AUD	Market Value AUD	Gain/loss AUD	Gain/loss (%)	(%) of Holdings	Price to earnings*	Earnings per share*	Current dividends (c)*	Franking (%)*	Dividend yield*	FX Rate
DCFC:US		Tritium DCFC Limited	120	6.090USD	13.96	1,674.98	1,059.835	-615.14	-36.73%	37.56%						1.442
GROY:US		Gold Royalty Corp	335	2.230USD	4.66	1,559.73	1,083.402	-476.33	-30.54%	38.39%						1.442
NVVE:US		Nuvve Holding Corp	100	4.680USD	21.52	2,151.96	678.712	-1,473.25	-68.46%	24.05%						1.442
<b>Total</b>							<b>2,821.95</b>									

\* Fundamental data is current data as at 14/07/2023

While every effort has been made to provide you with an accurate transaction summary, we give no warranty of accuracy or reliability and take no responsibility for any errors or omissions including by negligence. You should confirm the information, holdings and valuations contained herein. All prices and values are denominated in AUD unless otherwise indicated. CMC Markets Stockbroking is the trading name of CMC Markets Stockbroking Limited (ABN 69 081 002 851, AFSL No. 246381), a Participant of the Australian Stock Exchange (ASX Group).



MS MUH-LING CHANG  
38 CLYDE ESSEX DRIVE  
GULMARRAD NSW 2463  
AUSTRALIA

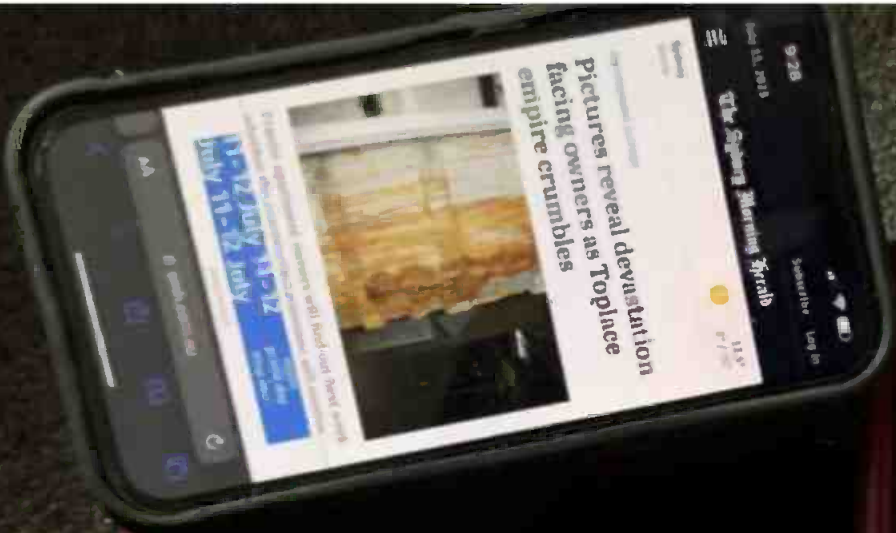
## Trading Account Statement

Period: 01/07/2021 - 30/06/2022

Trading Account Number: 655871

Date	Reference	Description	Debit	Credit	Balance
01/07/2021		Open Balance			0.00
10/12/2021	17313269	Bght 100 NVVE:US @ 21.5196	2,151.96		2,151.96
13/12/2021	16148483	Wdl ANZA CASH ACTIVE 014-936 112088676 17313269		2,151.96	0.00
31/12/2021	16278426	Wdl ANZA CASH ACTIVE 014-936 112088676 TRANSFER TO NOM AC		1,348.04	1,348.04Cr
31/12/2021	12177093	DE: 012-010 400213961	1,348.04		0.00
15/02/2022	18039820	Bght 120 DCFC:US @ 13.9582	1,674.98		1,674.98
16/02/2022	16726685	Wdl ANZA CASH ACTIVE 014-936 112088676 18039820		1,674.98	0.00
11/05/2022	19065123	Bght 335 GROY:US @ 4.6559	1,559.73		1,559.73
12/05/2022	17548332	Wdl ANZA CASH ACTIVE 014-936 112088676 19065123		1,559.73	0.00
<b>Total</b>			<b>6,734.710</b>	<b>6,734.710</b>	

While every effort has been made to provide you with an accurate transaction summary, we give no warranty of accuracy or reliability and take no responsibility for any errors or omissions including by negligence. You should confirm the information, holdings and valuations contained herein. All prices and values are denominated in AUD unless otherwise indicated. CMC Markets Stockbroking is the trading name of CMC Markets Stockbroking Limited (ABN 69 081 002 851, AFSL No. 246381), a Participant of the Australian Stock Exchange (ASX Group).



**Master**  
MAGNETIC SECURITY  
MAGNETIC SECURITY  
MAGNETIC SECURITY





Account Number 06 2227 10186181

Statement Period 26 Feb 2021 - 25 Aug 2021

Closing Balance \$4,179.13 CR

Enquiries 13 1998  
 (24 hours a day, 7 days a week)



007

MR AND MRS KING  
 UNIT 4 64-66 WHITING ST  
 ARTARMON NSW 2064

## Direct Investment Account

If this account has an attached overdraft limit or facility and we send you a statement every 4 or 6 months, we will update your statement preference to every 3 months as part of changes made to the new Banking Code of Practice from 1 July 2019.

The Commonwealth Direct Investment Account is the preferred cash account for SMSF customers. Enjoy the convenience of managing your investments through NetBank and the CommBank app.


Name: MICHAEL ALAN KING AND MUH-LING CHANG IN TRUST FOR  
 THE TOWNVIEW SUPERANNUATION FUND

Note: Have you checked your statement today? It's easy to find out more information about each of your transactions by logging on to the CommBank App or NetBank. Should you have any questions on fees or see an error please contact us on the details above. Cheque proceeds are available when cleared.

The date of transactions shown here may be different on your other transaction lists (for example, the transaction list that appears on the CommBank app).

Date	Transaction	Debit	Credit	Balance
26 Feb	2021 OPENING BALANCE			\$938.63 CR
04 Mar	Transfer from xx7890 NetBank Mau Dec20 Super		2,085.82	\$3,024.45 CR
05 Mar	Transfer from xx7890 CommBank app Mike Dec20 Super		1,970.96	\$4,995.41 CR
10 Mar	Direct Credit 048950 Boss Access Acco Cointreee55y6321		4,999.23	\$9,994.64 CR
10 Mar	Transfer to other Bank NetBank Jaggards SO8450	4,953.00		\$5,041.64 CR
22 Mar	Direct Debit 000117 ZURICH LIFE 2237827 3N	1,226.54		\$3,815.10 CR
23 Mar	Direct Debit 002631 BT Life Insuranc Y0889241 062-227	2,872.80		\$942.30 CR
08 Apr	Direct Credit 012721 ATO ATO005000014331711		2,051.85	\$2,994.15 CR
14 Apr	TAX OFFICE PAYMENTS NetBank BPAY 75556 551008431203458821 SMSF Tax 2020	2,500.40		\$493.75 CR
16 Apr	Direct Debit 523294 NEOS LIFE 111603075/3983943	349.76		\$143.99 CR
23 Apr	Direct Credit 481471 SuperChoice P/L PC200421-196914486		1,096.15	\$1,240.14 CR
26 Apr	Transfer from xx6919 NetBank MK Feb21 Super		593.01	\$1,833.15 CR





Date	Transaction	Debit	Credit	Balance	
29 Apr	Transfer from xx7890 NetBank Mau Mar21 Super		2,508.85	\$4,342.00 CR	
07 May	Transfer to CBA A/c NetBank Quantum 31641	2,255.00		\$2,087.00 CR	
13 May	Direct Credit 048950 Boss Access Acco Cointreee55y7883		10,000.00	\$12,087.00 CR	
13 May	Transfer to other Bank CommBank app Ref 11517 Jaggard	10,036.85		\$2,050.15 CR	
17 May	Direct Debit 523294 NEOS LIFE 111603075/4258292	349.76		\$1,700.39 CR	
15 Jun	Direct Debit 523294 NEOS LIFE 111603075/4566542	349.76		\$1,350.63 CR	
06 Jul	Direct Credit 048950 Boss Access Acco Cointreee55y8728		10,000.00	\$11,350.63 CR	
07 Jul	Transfer to other Bank NetBank Jaggards	6,480.00		\$4,870.63 CR	
07 Jul	TAX OFFICE PAYMENTS NetBank BPAY 75556 001291846850263860 ATO IAS	156.00		\$4,714.63 CR	
15 Jul	Direct Debit 523294 NEOS LIFE 111603075/4904596	349.76		\$4,364.87 CR	
29 Jul	Transfer from xx6919 NetBank Mau Jun21 Super		1,026.00	\$5,390.87 CR	
01 Aug	Credit Interest		0.02	\$5,390.89 CR	
16 Aug	Direct Debit 523294 NEOS LIFE 111603075/5245859	349.76		\$5,041.13 CR	
18 Aug	TAX OFFICE PAYMENTS NetBank BPAY 75556 001291846850263860 ATO AS 12Aug21	862.00		\$4,179.13 CR	
25 Aug	2021 CLOSING BALANCE			\$4,179.13 CR	
		<b>Opening balance</b>	<b>- Total debits</b>	<b>+ Total credits</b>	<b>= Closing balance</b>
		\$938.63 CR	\$33,091.39	\$36,331.89	\$4,179.13 CR

**Your Credit Interest Rate Summary**

Date	Balance	Standard Credit Interest Rate (p.a.)
25 Aug	Less than \$10,000.00	0.00%
	\$10,000.00 and over	0.05%

Note. Interest rates are effective as at the date shown but are subject to change.

# Important Safety Notice: Keeping Your Accounts Safe.

Contact us immediately, anytime, on **13 2221** if you notice any suspicious activity on your account or if you need to report a lost or stolen card.

## What to look out for

Other people may make unauthorised transactions on your account by gaining access to your personal information. They commonly gain your personal information by posing as another person or business, or by stealing your passwords. This is usually done by SMS or email phishing, and via telephone scams. This information is then often used to make unauthorised transactions on your accounts.

## How can I keep my accounts safe?

Keep your devices, PIN and passwords secure so that nobody can gain access or discover this information.

- Memorise your codes and delete or destroy any record of them.
- If you are waiting for your card in the mail, secure your letterbox at all times.
- Don't tell anyone your passwords or PINs – including family, friends and anyone who claims they are from the bank.
- Don't choose any passwords or PINs which are easily guessed, such as your birthday, name, phone number, or numbers which form a pattern.

Keep your cards and devices safe, take extra care of your online wallets and mobile banking applications.

- Activate and set a PIN on your card as soon as you receive it.
- Regularly check your card is still in your possession.
- Cancel, cut up and securely dispose of any card you no longer use.
- Don't let anyone else register their own thumbprint or other biometrics on your device.
- Don't leave your card unattended when you are in public, including at work.





## Has there been an unauthorised transaction on your account?

1. Double check that the transaction was not made by you, or an authorised person on the account.
2. Document the incorrect transaction.
3. Contact the merchant that charged you (most issues can be resolved faster that way).

For more information, visit:

**[commbank.com.au/support/disputing-a-transaction.html](https://commbank.com.au/support/disputing-a-transaction.html)**

If the issue is still unresolved, contact us within 30 days of your transaction statement date, and we may be able to exercise our chargeback rights to recover your funds.

Please note: We cannot request a chargeback on BPAY payments because different rules apply (these rules are set out in the ePayments Code).

To find out more about chargebacks, visit:

**[commbank.com.au/support/faqs/1387.html](https://commbank.com.au/support/faqs/1387.html)**

**Important information:** This document is a guideline only. If you don't take reasonable measures to protect your cards and devices, or protect your personal and security information, or prevent others from accessing such information, you may be liable for any unauthorised transactions. Your liability for any losses arising from unauthorised transactions is determined in accordance with the ePayments Code and is set out in your account Terms and Conditions. For a copy visit [commbank.com.au](https://commbank.com.au). To notify us of any account security issues, simply call 13 2221, 24 hours a day, 7 days a week. HomePath Pty Limited ABN 35 081 986 530 is a wholly owned but non-guaranteed subsidiary of Commonwealth Bank of Australia.



Account Number 06 2227 10186181

Statement Period 26 Feb 2022 - 25 Aug 2022

Closing Balance \$3,403.94 CR

Enquiries 13 1998  
 (24 hours a day, 7 days a week)



018

MR AND MRS KING  
 38 CLYDE ESSEX DR  
 GULMARRAD NSW 2463

## Direct Investment Account

If this account has an attached overdraft limit or facility and we send you a statement every 4 or 6 months, we will update your statement preference to every 3 months as part of changes made to the new Banking Code of Practice from 1 July 2019.

The Commonwealth Direct Investment Account is the preferred cash account for SMSF customers. Enjoy the convenience of managing your investments through NetBank and the CommBank app.

Name: MICHAEL ALAN KING AND MUH-LING CHANG IN TRUST FOR  
 THE TOWNVIEW SUPERANNUATION FUND

Note: Have you checked your statement today? It's easy to find out more information about each of your transactions by logging on to the CommBank App or NetBank. Should you have any questions on fees or see an error please contact us on the details above. Cheque proceeds are available when cleared.


The date of transactions shown here may be different on your other transaction lists (for example, the transaction list that appears on the CommBank app).

Date	Transaction	Debit	Credit	Balance
26 Feb	2022 OPENING BALANCE			\$1,434.38 CR
11 Mar	Transfer from xx3721 NetBank DandA to SMSF		1,000.00	\$2,434.38 CR
12 Mar	Transfer from xx7903 NetBank MandM to SMSF		300.00	\$2,734.38 CR
15 Mar	Direct Debit 002631 BT Life Insuranc Y0889241 062-227	4,586.44		\$1,852.06 DR
15 Mar	Return 15/03/22 Direct Debit 002631 BT Life Insuranc Y0889241 062-227		4,586.44	\$2,734.38 CR
15 Mar	Unpaid Payment Fee	5.00		\$2,729.38 CR
15 Mar	Direct Debit 523294 NEOS LIFE 111603075/8065126	349.76		\$2,379.62 CR
19 Apr	TAX OFFICE PAYMENTS NetBank BPAY 75556 001291846850263860 ATO AS 21 22	1,018.00		\$1,361.62 CR
19 Apr	Direct Debit 523294 NEOS LIFE 111603075/8508282	441.28		\$920.34 CR
19 Apr	Direct Debit 002631 BT Life Insuranc Y0889241 062-227	4,586.44		\$3,666.10 DR
19 Apr	Return 19/04/22 Direct Debit 002631 BT Life Insuranc Y0889241 062-227		4,586.44	\$920.34 CR
19 Apr	Unpaid Payment Fee	5.00		\$915.34 CR



Account Number

06 2227 10186181



Date	Transaction	Debit	Credit	Balance
23 Apr	Transfer from xx7903 NetBank MandM to Super		4,000.00	\$4,915.34 CR
27 Apr	Direct Debit 002631 BT Life Insuranc Y0889241 062-227	4,586.44		\$328.90 CR
28 Apr	Direct Credit 481471 SuperChoice P/L PC200422-183430549		773.16	\$1,102.06 CR
03 May	Transfer from xx7903 CommBank app MandM to SMSF		4,000.00	\$5,102.06 CR
07 May	Transfer to other Bank CommBank app SMSF to CMC Groy	1,450.00		\$3,652.06 CR
16 May	Direct Debit 523294 NEOS LIFE 111603075/8950315	441.28		\$3,210.78 CR
15 Jun	Direct Debit 523294 NEOS LIFE 111603075/9404890	441.28		\$2,769.50 CR
21 Jun	Transfer from xx7903 CommBank app MandM to SMSF		5,000.00	\$7,769.50 CR
01 Jul	CREDIT INTEREST EARNED on this account to June 30, 2022 is \$0.04			
09 Jul	Transfer to other Bank NetBank CMC GTXUS	2,000.00		\$5,769.50 CR
11 Jul	Direct Debit 507156 QUANTUMACCOUNTI QUANTUMAC_M2EWwuFB	3,465.00		\$2,304.50 CR
15 Jul	Direct Debit 523294 NEOS LIFE 111603075/9859534	441.28		\$1,863.22 CR
22 Jul	TAX OFFICE PAYMENTS NetBank BPAY 75556 001291846850263860 ATO Mar22 PAYG	1,018.00		\$845.22 CR
15 Aug	Direct Debit 523294 NEOS LIFE 111603075/10290223	441.28		\$403.94 CR
23 Aug	Transfer from xx7903 NetBank MandM to SMSF		3,000.00	\$3,403.94 CR
25 Aug	2022 CLOSING BALANCE			\$3,403.94 CR

<b>Opening balance</b>	-	<b>Total debits</b>	+	<b>Total credits</b>	=	<b>Closing balance</b>
\$1,434.38 CR		\$25,276.48		\$27,246.04		\$3,403.94 CR

**Your Credit Interest Rate Summary**

Date	Balance	Standard Credit Interest Rate (p.a.)
25 Aug	Less than \$10,000.00	0.00%
	\$10,000.00 and over	1.10%

Note. Interest rates are effective as at the date shown but are subject to change.

2664.7475.1.3 ZZ258R3 0303SLR3.S961.D237.OV06.00.35

**Important Information:**

We try to get things right the first time – but if we don't, we'll do what we can to fix it.

You can fix most problems simply by contacting us.

Write to: CBA Group Customer Relations, Reply Paid 41, Sydney NSW 2001

Tell us online: [commbank.com.au/support/compliments-and-complaints.html](http://commbank.com.au/support/compliments-and-complaints.html)

Call: 1800 805 605 (free call)

You can also contact the Australian Financial Complaints Authority, AFCA, an independent external dispute resolution body approved by ASIC - time limits may apply, visit AFCA, [afca.org.au](http://afca.org.au), website for more information.

Write to: Australian Financial Complaints Authority, GPO Box 3, Melbourne VIC 3001

Email: [info@afca.org.au](mailto:info@afca.org.au)

Call: 1800 931 678, free call Monday to Friday 9am– 5pm, AEST



# Important Safety Notice: Keeping Your Accounts Safe.

Contact us immediately, anytime, on **13 2221** if you notice any suspicious activity on your account or if you need to report a lost or stolen card.

## What to look out for

Other people may make unauthorised transactions on your account by gaining access to your personal information. They commonly gain your personal information by posing as another person or business, or by stealing your passwords. This is usually done by SMS or email phishing, and via telephone scams. This information is then often used to make unauthorised transactions on your accounts.

## How can I keep my accounts safe?

Keep your devices, PIN and passwords secure so that nobody can gain access or discover this information.

- Memorise your codes and delete or destroy any record of them.
- If you are waiting for your card in the mail, secure your letterbox at all times.
- Don't tell anyone your passwords or PINs – including family, friends and anyone who claims they are from the bank.
- Don't choose any passwords or PINs which are easily guessed, such as your birthday, name, phone number, or numbers which form a pattern.

Keep your cards and devices safe, take extra care of your online wallets and mobile banking applications.

- Activate and set a PIN on your card as soon as you receive it.
- Regularly check your card is still in your possession.
- Cancel, cut up and securely dispose of any card you no longer use.
- Don't let anyone else register their own thumbprint or other biometrics on your device.
- Don't leave your card unattended when you are in public, including at work.

## Has there been an unauthorised transaction on your account?

1. Double check that the transaction was not made by you, or an authorised person on the account.
2. Document the incorrect transaction.
3. Contact the merchant that charged you (most issues can be resolved faster that way).

For more information, visit:

**[commbank.com.au/support/disputing-a-transaction.html](https://commbank.com.au/support/disputing-a-transaction.html)**

If the issue is still unresolved, contact us within 30 days of your transaction statement date, and we may be able to exercise our chargeback rights to recover your funds.

Please note: We cannot request a chargeback on BPAY payments because different rules apply (these rules are set out in the ePayments Code).

To find out more about chargebacks, visit:

**[commbank.com.au/support/faqs/1387.html](https://commbank.com.au/support/faqs/1387.html)**

**Important information:** This document is a guideline only. If you don't take reasonable measures to protect your cards and devices, or protect your personal and security information, or prevent others from accessing such information, you may be liable for any unauthorised transactions. Your liability for any losses arising from unauthorised transactions is determined in accordance with the ePayments Code and is set out in your account Terms and Conditions. For a copy visit [commbank.com.au](https://commbank.com.au). To notify us of any account security issues, simply call 13 2221, 24 hours a day, 7 days a week. HomePath Pty Limited ABN 35 081 986 530 is a wholly owned but non-guaranteed subsidiary of Commonwealth Bank of Australia.





**Computershare**



Computershare Trust Company, N.A.  
 PO Box 505000  
 Louisville, KY 40233-5000

Within USA, US territories & Canada 1-866-595-6048  
 Outside USA, US territories & Canada 1-781-575-2798

www.computershare.com/investor

Emerald Health Pharmaceuticals Inc. is incorporated  
 under the laws of the State of DE.

000256

MICHAEL ALAN KING TR THE TOWNVIEW SUPERANNUATION FUND  
 21-APR-06  
 66 WHITING ST UNIT 4  
 2064 ARTARMON  
 AUSTRALIA

Holder Account Number

C0000056006



Uncertified accounts are subject to withholding taxes  
 on dividend payments and sales proceeds.

**Emerald Health Pharmaceuticals Inc. - Account Statement**

**Summary of Account Holdings as of 23 Nov 2020**

01Y90\_A6T\_2

Type of Holding	Restrictions on Holding	Opening Balance as of 01 Jan 2020	Share/Unit Activity	Closing Balance as of 23 Nov 2020	Closing Share Price (USD)	Closing Value (USD)
COMMON STOCK		0.000000	499.000000	499.000000		
<b>TOTAL HOLDINGS</b>		<b>0.000000</b>	<b>499.000000</b>	<b>499.000000</b>		

**Transaction Summary**

01Y90\_TT

Date	Type of Holding	Transaction Description	Shares/Units
20 Oct 2020	COMMON STOCK	Company Issuance	499.000000

## CONSENT TO ACT AS TRUSTEE

I, Michael King


THE TRUSTEE of THE TOWNVIEW SUPERANNUATION FUND

HEREBY CONSENT to act as Trustee of the THE TOWNVIEW SUPERANNUATION FUND

DATED THIS 24th April 2006

SIGNED BY THE SAID

Michael King

A handwritten signature in black ink, appearing to read 'Michael King', is written over a horizontal line. The signature is stylized and cursive.

in the presence of:

Allan Mason



**CONSENT TO ACT AS TRUSTEE**

I, Maureen King

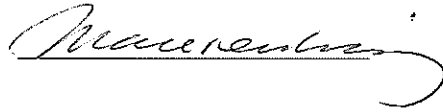
**THE TRUSTEE** of THE TOWNVIEW SUPERANNUATION FUND

**HEREBY CONSENT** to act as Trustee of the THE TOWNVIEW SUPERANNUATION FUND

**DATED THIS** 24th April 2006

**SIGNED BY THE SAID**

Maureen King

A handwritten signature in black ink, appearing to read 'Maureen King', written over a horizontal line.

in the presence of:

\_\_\_\_\_  
Allan Mason

**APPLICATION BY AN EMPLOYER  
COMPANY OR FIRM**

TO: THE TRUSTEE OF THE TOWNVIEW SUPERANNUATION FUND

FROM: \_\_\_\_\_  
(Employer)

(hereinafter called the "Associated Employer") hereby applies to participate in the Superannuation Fund and to include employees of the Associated Employer as Members of the Fund and in consideration of the acceptance of the Associated Employer as a participant in the Fund the Associated Employer undertakes to contribute to and be bound by the Deed and Rules governing the Fund as if it were originally named therein and the Associated Employer declares that the contributions by the Associated Employer or its employees and the amounts arising there from shall be held in trust by the Trustee to provide the benefits set out in the Deed and Rules.

EXECUTED for and on behalf of

Employer: \_\_\_\_\_

ABN \_\_\_\_\_

in accordance with Section 127(1) of the  
*Corporations Act 2001*:

\_\_\_\_\_

Date: 24/04/2006

**APPLICATION BY AN EMPLOYER  
COMPANY OR FIRM**

**TO:** THE TRUSTEE OF THE TOWNVIEW SUPERANNUATION FUND

**FROM:** \_\_\_\_\_  
(Employer)

(hereinafter called the "Associated Employer") hereby applies to participate in the Superannuation Fund and to include employees of the Associated Employer as Members of the Fund and in consideration of the acceptance of the Associated Employer as a participant in the Fund the Associated Employer undertakes to contribute to and be bound by the Deed and Rules governing the Fund as if it were originally named therein and the Associated Employer declares that the contributions by the Associated Employer or its employees and the amounts arising there from shall be held in trust by the Trustee to provide the benefits set out in the Deed and Rules.

EXECUTED for and on behalf of

Employer: \_\_\_\_\_

ABN \_\_\_\_\_

in accordance with Section 127(1) of the  
*Corporations Act 2001*:

\_\_\_\_\_

Date: 24/04/2006

TO WHOM IT MAY CONCERN

## COMPLIANCE LETTER

RE: THE TOWNVIEW SUPERANNUATION FUND

The Deed which was used for the formation of this Fund was in a form which complies with the requirements of the relevant law and regulations at the date the Fund commenced. It incorporates appropriate provisions in respect of preservation relating to transfers into the Fund or from the Fund into other funds.

In any case if any provision in the deed may be inconsistent with the current requirements of the Regulations the Trust Deed has a provision which deems the relevant requirements to apply, and so would result in the deed complying.

The Fund should comply as the Trustee has endeavored to conduct the operation of the Fund in accordance with the Standards specified from time to time, and is not aware of any failure to comply.

If any failure to observe the requirements may occur the Fund can still be regarded as complying if the matter is disclosed to Australian Prudential Regulation Authority and it issues a notice to the effect that the Fund is nonetheless to be regarded as complying.

Yours faithfully,

  
\_\_\_\_\_  
Michael King  
31 Park Avenue  
Ashfield NSW 2131

  
\_\_\_\_\_  
Maureen King  
31 Park Avenue  
Ashfield NSW 2131

## NOTICE OF APPROVAL

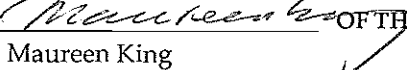
To: \_\_\_\_\_  
(Employer)

RE: THE TOWNVIEW SUPERANNUATION FUND

Notice is hereby given that the Trustees of the above fund have approved the membership applications of the following persons:

Michael King & Maureen King

SIGNED BY THE TRUSTEE  OF THE FUND. Date 24/04/2006  
Michael King

SIGNED BY THE TRUSTEE  OF THE FUND. Date 24/04/2006  
Maureen King

RESOLUTION OF THE TRUSTEE ADOPTING AN INVESTMENT STRATEGY


THE TOWNVIEW SUPERANNUATION FUND


**ADOPTION OF  
INVESTMENT  
STRATEGY:**

It is noted that the Trustee has formulated investment objectives for the Fund and an investment strategy to achieve those objectives (the "Investment Strategy") having regard to the whole of the circumstances of the Fund, including:

1. the risk involved in making, holding, realizing and the likely return from the Fund's investments, having regard to its objectives and its expected cash flow requirements;
2. the composition of the Fund's investments as a whole, including the extent to which the investments are diverse or involve the Fund in being exposed to risk from inadequate diversification;
3. the liquidity of the Fund's investments having regard to its expected cash flow requirements;
4. the ability of the Fund to discharge its existing and prospective liabilities;
5. the Fund profile;
6. anticipated future contributions;
7. past investment performance; and
8. the current investment portfolio and asset mix, which objectives and strategy are set out in the Investment Strategy annexed to this resolution.

Resolved to adopt the investment objectives of the Fund and adopt and implement the investment strategy to achieve the objectives as set out in the Investment Strategy of the Fund.

  
\_\_\_\_\_  
Michael King 24/04/2006

  
\_\_\_\_\_  
Maureen King 24/04/2006


- (iii) the liquidity of the Fund's investments having regard to its expected cash flow requirements, and
- (iv) the ability of the Fund to discharge its existing and prospective liabilities, is satisfied that the said investment strategy requires no further modification or adaptation at this time.


TRUSTEE STATUS: Each of the Trustee(s) confirmed that they are to act as Trustee(s) of the fund and that they are not disqualified persons as defined by Section 121 of the SIS Act.

ACCOUNTANTS AND TAX AGENT: It was resolved that Prudential Partners

act as accountants and tax agents for the fund for the next financial year.

CLOSURE: Signed by the trustee(s) pursuant to the Trust Deed.

  
Michael King  
Date: 24/04/2006

  
Maureen King  
Date: 24/04/2006

RESOLUTION OF THE TRUSTEE ADOPTING AN INVESTMENT STRATEGY


THE TOWNVIEW SUPERANNUATION FUND

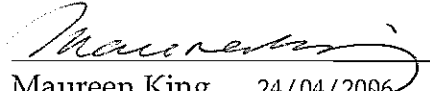
ADOPTION OF  
INVESTMENT  
STRATEGY:

It is noted that the Trustee has formulated investment objectives for the Fund and an investment strategy to achieve those objectives (the "Investment Strategy") having regard to the whole of the circumstances of the Fund, including:

1. the risk involved in making, holding, realizing and the likely return from the Fund's investments, having regard to its objectives and its expected cash flow requirements;
2. the composition of the Fund's investments as a whole, including the extent to which the investments are diverse or involve the Fund in being exposed to risk from inadequate diversification;
3. the liquidity of the Fund's investments having regard to its expected cash flow requirements;
4. the ability of the Fund to discharge its existing and prospective liabilities;
5. the Fund profile;
6. anticipated future contributions;
7. past investment performance; and
8. the current investment portfolio and asset mix, which objectives and strategy are set out in the Investment Strategy annexed to this resolution.

Resolved to adopt the investment objectives of the Fund and adopt and implement the investment strategy to achieve the objectives as set out in the Investment Strategy of the Fund.

  
\_\_\_\_\_  
Michael King 24/04/2006

  
\_\_\_\_\_  
Maureen King 24/04/2006



## **INVESTMENT STRATEGY**

### **THE TOWNVIEW SUPERANNUATION FUND**

#### **INVESTMENT POLICY STATEMENT**

##### **1. Fund Profile**

The Townview Superannuation Fund(the Fund) is an allocated accumulation fund established to provide lump sum retirement benefits for members as well as death/disablement protection for members and the dependents of members. Membership of the Fund is voluntary.

The fund has 2 members who are husband and wife aged 46 years and 44 years respectively at the time of this Statement.

It is not intended that other members will be admitted to the Fund. The current intention is for the wife to receive a retirement benefit at some time after age 65 and for the husband to receive a retirement benefit at some time after age 65.

##### **2. Benefits**

The current intention is to pay either lump sum or allocated pension benefits upon retirement of the members. The Trustee shall invest Fund assets having regard to the need to realise the investments in accordance with the rules governing the payment of benefits from the Fund.

##### **3. Future Contributions**

The members of the Fund have sufficient private death and disability cover outside the Fund or in the Fund to enable the Trustee to take a long term perspective in setting the investment objectives of the Fund.

The members do not expect to be in a position to make ongoing contributions prior to retirement. Consequently, members will rely solely on investment earnings to provide the desired level of benefits to fund for their retirement.

## INVESTMENT OBJECTIVES

### 1. General Objectives

The Trustee will at all times act prudently to pursue the maximum rate of return possible, subject to acceptable risk parameters, and the maintenance of whatever diversification that can be achieved with modest assets.

The Trustee will ensure that all investments are authorised under the trust deed, are made for the sole purpose of providing benefits to members and the dependents of members, and are made in accordance with the legislative requirements applicable to complying superannuation funds.

The Trustee will invest to ensure sufficient liquidity is retained within the Fund to meet benefit payments due and will adjust its specific objectives where it believes the risk profile of the Fund has changed.

The Trustee will make investments in conjunction with members (or the Employer or associates), provided they are undertaken on an arms length basis and do not exceed in-house asset limits or any legislative requirements. Such investments will only be made where the Trustee is satisfied that the Fund is complying with the superannuation legislation as a result of the Trustee making the investment.

The Trustee will consider suggestions from members for specific investments in relation to members generally or for an individual member and may make investments in accordance with those suggestions, provided that they fall within the investment strategy of the Fund.

### 2. Specific Objectives

Having considered the liability profile of the Fund, the Trustee has adopted the following objectives for the investment of the assets of the Fund:

- (a) to achieve an investment return (net of tax and charges) that exceeds the CPI by at least 5 % per annum when measured over a rolling 10 year period;
- (b) to achieve an investment return (net of tax and charges) that exceeds cash rates by at least 2 % per annum when measured over a rolling 5 year period;
- (c) to have a low expectation of negative returns in any 12 month period;

The Trustee will consider the implementation of these objectives through a single asset strategy where it considers that appropriate.

### 3. Review

The investment objectives of the Fund will be reviewed annually and at such other times as a significant event occurs which affects the Fund.

## INVESTMENT STRATEGY

Given that both members of the Fund are now in a position to access a lump sum or income stream from the fund, the high liquidity / low return of the current investments is considered appropriate. In order to achieve the investment objectives of the Fund, the Trustee wishes to adopt and pursue the strategy set out hereunder. The Trustee reserves the right to implement more than one strategy as it sees fit and to offer separate strategies to members. The Trustee also reserves the right to implement separate and different action plans in the acquisition and disposal of assets pursuant to this strategy.

### 1. Diversification

The Trustee wishes to implement as much diversification as it is able given the assets of the Fund and elects to diversify amongst the following asset classes to be managed around the following ranges:

Asset Class	Range
<b>Property</b>	
Unit Trust and Direct Property	0 - 100 %
<b>Cash</b>	
Cash and fixed interest	0 - 100 %
<b>Other Assets</b>	
	0 - 5 %

In considering the degree of diversification appropriate to the Fund, the Trustee has determined to take into account the following:

- (a) the existing assets of the Fund;
- (b) the existing assets of the family other than assets held in the Fund;
- (c) its access to expert investment advice;
- (d) the existing and projected membership and assets of the fund;
- (e) the decision not to implement a reserving policy.

The Trustee has implemented its strategy taking into account the age of the members and their likely dates of retirement. It has also taken into account the expressed intention of the members to receive their benefits as lump sums/allocated pensions upon retirement.

## 2. Performance Monitoring

To monitor the success of the investment policy in achieving the investment objectives, the Trustee will take the following action:

- (a) compare investment returns against investment objectives on an annual basis;
- (b) compare the investment performance of the Fund against a sample group of superannuation master funds;
- (c) compare investment returns against cash rates available over a 12 month period

and will review this strategy on an annual basis or on such other basis as it believes appropriate.

## 3. Benchmarks


The Trustee will measure its success criteria against certain benchmarks and indices. The nominated benchmarks for performance will be as follows:

- (a) Australian shares - all ordinaries accumulation index;
- (b) Liquid assets - average cash management trusts;
- (c) Australian fixed trusts - commonwealth all series all maturities and accumulation index;
- (d) Property trusts - average of composite property accumulation index;
- (e) In-house asset loans - average rate for comparable loans from major banks and ATO interest requirements.

Michael King




Maureen King



**SUPERANNUATION INDUSTRY (SUPERVISION ) ACT 1993**

# **DEED OF TRUST**

## **The Townview Superannuation Fund**



**BROADVIEW**  
ACCOUNTING

**Broadview Accounting Pty Ltd**  
PO Box 3102  
Erina NSW 2250  
Telephone 02 4365 3838



BRANDS

FOR OWNERS



THIS TRUST DEED is made on the date set out in Schedule A against "Date of Execution of this Deed" BETWEEN the Employer the name and address of which are set out against "Name and Address of Employer" (in this Deed called "the Employer") AND the party or parties the name and address of which are set out against "Name and Address of Trustee(s)" (in this Deed called "the Trustee") AND such of the members of the Fund whose names and addresses are set out (employees of the Employer, and herein called "the Members" which term shall also be deemed to include any other members of the Fund from time to time and former members as appropriate )

#### WHEREAS

The Employer wishes to establish a superannuation fund for the provision of benefits for its employees, their dependants, for employees of its subsidiary and associated companies, and other persons as provided herein and the Trustee has agreed to act as trustee of the said superannuation fund (hereinafter called "the Fund"):

#### INTERPRETATION

1 In this Trust Deed unless the context otherwise requires:

"Accumulation Benefit" means a benefit which is not a Defined Benefit

"Accumulation Member" means a Member in respect of whom the Fund makes provision for Accumulation Benefits.

"Act" means the Superannuation Industry (Supervision) Act 1993 and Regulations thereunder (each as amended) and includes any Act which comes into force to govern the conduct of superannuation funds regulated thereunder and any Act which imports substantially the relevant provisions of the Act as enacted or as amended.

"The Age" means the minimum retirement age at which the Act provides for benefits to be payable without attracting restrictions for early retirement and where such age is specified in relation to a benefit or a Member as an age other than 55 the applicable age shall be deemed to be substituted wherever the expression is used.

"Amend" includes alter, delete, extend, substitute for and modify and "Amendment" has a corresponding meaning.

"Annual Review Date" means the Date of Commencement and the first day of July each year subsequent thereto or such other date as determined by the Trustee to be applicable generally or in the case of any particular Member.

"Auditor" means an Approved Auditor.

"Award" means an industrial award or registered industrial agreement, the Superannuation Guarantee (Administration) Act 1992 or the provisions of any legislation regulations agreement or order, pursuant to which an Employer of an Employee is required to make contributions to a superannuation fund for the benefit of that Employee and may include an agreement which in the opinion of the Trustee is similar to or in substitution for an Award.

"Award Account" means an account, established in respect of a Member and maintained in accordance with the applicable requirements of the Act relating to Award contributions.

"Award Balance" in relation to a member means the aggregate of the Award Accounts (if any) in respect of that Member.

"Award Contributions" means contributions paid to the Fund and required to be made by an Employer under Superannuation Guarantee Legislation or an Award applying to the Member and the Employer and includes similar contributions paid to another superannuation fund, Approved Deposit Fund or roll-over fund from which an agreed sum or agreed assets are transferred to the Fund.

"Category" means the category of membership, if any, nominated as applicable to a particular member or group of Members.

"Commissioner" means the Commissioner of Taxation or the Australian Prudential Regulation Authority or such other entity or authority as shall from time to time have responsibility for the administration of superannuation funds.

"Date of Commencement" means the date of commencement of the Fund as set out in Schedule A.

"Death Benefit" means the Death Benefit set out in Schedule B in respect of the Member, or Category of Member as the case may be.

"Defined Benefit" means a benefit which in the opinion of the Trustee is defined in terms of either or both salary or period of service (as an Employee or a Member),

"Defined Benefit Member" means a Member in respect of whom the Fund provides for a Defined Benefit.

"Early Retirement Date" means

- (a) where paragraph (b) does not apply, the Member attaining The Age; or
- (b) where the Employer and the Member, or if there is no Employer-sponsor in respect of the Member, the Trustee and the Member, agree in writing any date before the Member attains The Age.

"Eligibility Criteria" means the requirements for eligibility for membership set out in Schedule B of this Deed.

"Employee" means a person to whom a wage, salary or remuneration is paid by an Employer and shall include every director of an Employer and any person in respect of whom a Superannuation Guarantee Payment or Award Contribution has to be provided.

"Employer" means the Employer from time to time in relation to any Member or former Member and refers to the relevant Employer by whom that person is or was employed, or any person obliged to make a contribution in respect of the Member by the Superannuation Guarantee legislation. The Employer which is a party to this deed shall exercise the power of amendment provided in clause 2 unless and until another employer has assumed the responsibilities by way of succession.

"Employer-sponsor" means an employer that has agreed to or is obliged to contribute in respect of a member.

"Excluded Fund" means a fund with less than five members that is a complying fund either as a Self Managed Superannuation Fund or an APRA Supervised Entity.

"Flagged Interest" means the interest in the entitlement of a Member which in specified circumstances may be held for the benefit of another named person, whether a member or not, pursuant to a Court Order or formal agreement.

"Fund" means the superannuation fund hereby established and the investments and income from time to time of all the accounts created within the Fund;

"Fund Account" means the account, if any, established in respect of the Fund for reserves or for funding defined benefits.

"Fund Service" means in relation to a Member as at a particular date the period commencing on the date the Member was most recently admitted as a Member of the Fund, or a Category of the Fund as the case may be, and ending on the particular date, increased by further periods (if any) that the Trustee in its absolute discretion may determine and at the absolute discretion of the Trustee may exclude any period during which contributions by and in respect of the Member are cancelled or deferred.

"Investment Instruction" means an instruction to the Trustee

- (a) by a Member or Members, or
- (b) if the instruction relates only to the Member's contributions, by the relevant Member or Members

that the Trustee invest separately in respect of certain Members, or Categories of Members.



"Investment Manager" means such corporate investment manager or such combination of corporate investment managers as the Trustee in its absolute discretion shall determine.

"Legislation" means the Superannuation Entities (Taxation) Act 1987 and includes the Superannuation Industry (Supervision) Act 1993, the Superannuation Industry (Supervision) Consequential Amendments Act 1993, the Superannuation (Resolution of Complaints) Act 1993, the Superannuation (Financial Assistance Funding) Levy Act 1993, the Superannuation (Rolled -Over Benefits ) Levy Act 1993, the Superannuation Supervisory Levy Amendment Act 1993, the Superannuation Guarantee (Administration) Act 1992, the Superannuation Guarantee Charge Act 1992, the Superannuation Supervisory Levy Act 1991 and the Income Tax Assessment Act (all as amended from time to time and including the Regulations made in relation to each of them) and includes the Act and any Acts and regulations which govern the conduct of superannuation funds and which import or affect whether partly or totally the relevant provisions of the said Acts as enacted or as amended. Words defined in the Legislation shall have the same meanings in this trust deed as in the relevant Act unless the context otherwise requires.

"Member" means a person who has been accepted by the Trustee as a Member of the Fund and has not ceased to be a Member, and where appropriate includes a former Member.

"Member Account" means an account, if any, established in respect of a Member's contributions.

"Member Contribution" means contributions (if any) made by the Member or an acceptable contribution in respect of the Member.

"Member Funded Balance" in relation to a particular Member means the aggregate of the Member Accounts (if any) in respect of that Member.

"Normal Retirement Date" means in respect of a Member

(a) where paragraph (b) does not apply - the Member's 65th birthday; and

(b) where the Member and the Trustee agree in writing that the Normal Retirement Date of the Member shall be a date other than the Member's 65th birthday, the date so agreed or the Early Retirement Date of the Member (whichever is the later).

"Past Service" means in relation to a Member the period or periods during which the Member has been a Member of the Fund, increased by such further period (if any) as the Trustee in its absolute discretion determines, but excluding any period of membership which is taken into account for the purposes of determining Fund service.

"Policy" means a policy of life, disability or accident insurance, relating either to an individual Member or to more than one Member, effected with the Underwriter in accordance with this Deed to provide any or all of the benefits under the Fund.

"Preservation Requirement" means a requirement under the Act or laid-down by the Commissioner with respect to the preservation of certain superannuation benefits until the Member becomes entitled to a benefit or attains a specified age, and includes any restriction imposed by the Legislation on the payment of a benefit.

"Qualified Person" means a person who is not prohibited by Legislation from becoming a member and is not a person whose membership might disqualify the Fund from being a complying fund.

"Resignation Benefit" means the Resignation Benefit set out in Schedule B in respect of the Member, or Category of Member as the case may be.

"Retirement Benefit" means the Retirement Benefit set out in Schedule B in respect of the Member, or Category of Member as the case may be.

"Rules" means the rules and regulations (as amended from time to time) which govern the administration of the Fund.

"Salary" in relation to any Member means the yearly rate of remuneration of that Member.

"Temporary Substantial Disablement" means disablement to a similar degree as Total and Permanent Disablement, but which is not considered likely to be of a permanent nature.

"Total and Permanent Disablement" means, in respect of a Member, disablement to such an extent that, in the opinion of an independent medical practitioner appointed by the Trustee, the Member is unlikely ever to work again in a position which before the disablement was reasonably appropriate for a person with the Member's qualifications education training or experience, PROVIDED HOWEVER THAT where the Trustee has effected a Policy to provide a total and permanent disability benefit for the Member, the expression 'Total and Permanent Disablement' shall have the same meaning as is defined in such Policy;

"Total and Permanent Disability Benefit" means the Total and Permanent Disability Benefit set out in Schedule B in respect of the Member, or Category of Member as the case may be.

"Trust Deed" or "Deed" means this Declaration of Trust as amended from time to time together with the Rules and Schedules incorporated with it;

"Trustee" or "Trustees" means the Trustee or Trustees of the Fund for the time being, whether original additional or substituted;

"Underwriter" means a company conducting life assurance business in Australia and registered for that purpose in accordance with the Life Insurance Act 1995 including any amendment thereto or reenactment thereof and with whom the Trustee has effected, or has applied to effect, a Policy pursuant to this Deed.

Words denoting any gender include the other genders, the singular includes the plural, and vice versa. Words defined in the Act shall have the same meanings as in the Act unless the context otherwise requires. Any headings are for ease of reference only and shall not affect the interpretation of the actual provisions. Reference to a section of the Legislation shall be deemed to refer to the section as amended or any section replacing the same.

## AMENDMENT

2 The Employer, or if there is no Employer acting as such in relation to the Fund, the Trustee, may amend the provisions applying to the Fund from time to time by deed or resolution in writing (a copy of which shall thereafter be annexed to this deed) provided that:

- (a) the amendment shall not reduce the accrued benefits relating to a Member or the benefit calculated by reference to the Member's period of membership before the date of the amendment unless with the consent of the Members affected or with the written approval of the Commissioner.
- (b) Any amendment affecting the rights or benefits of the Members shall be advised to them as soon as practicable after the date of the amendment.
- (c) Section 35B of the Trustee Act 1936 of South Australia does not apply to this deed.
- (d) While the Fund is a regulated superannuation fund it shall not be amended otherwise than as permitted by the Act.
- (e) Unless the Fund is an excluded fund:
  - i. the Trustee has consented to the amendment; or
  - ii. if the Fund is an employer sponsored fund:
    - A. the amendment relates to contributions that an employer sponsor will after the amendment be required or permitted to pay to the Fund; or
    - B. the amendment relates solely to the termination of the Fund; orC the circumstances in which the amendment was made are covered by regulations made for the purposes of the Act.

#### RIGHTS OF EMPLOYER

3 The provisions of the Fund shall not affect the relationship of Employer and Employee in respect of remuneration, terms of employment or dismissal or otherwise and the effect of any incidence of employment upon the benefits under the Fund in respect of any employee shall not be grounds for claiming or increasing damages in any action against any employer for termination of employment or otherwise.

#### DEEMED INCLUSION OF STANDARDS

4 The parties hereto intend the provisions governing the Fund to conform with the requirements of the Act and the standards and requirements prescribed by the relevant laws regulations standards and requirements as in force from time to time are deemed to be included as if incorporated herein and if inconsistent with any specific provisions of this Deed the said laws regulations standards and requirements shall take precedence and be observed by the Trustee. Where this deed provides for a restriction or prohibition to comply with the Act and the Act states that certain situations which would otherwise be prohibited or restricted are unaffected or may continue to a specified extent then any such situation in respect of the Fund shall likewise be unaffected or may continue to the same extent as provided in the Act.

#### COMPANY TRUSTEE OR OLD-AGE PENSION PURPOSE

- 5 (1) When the Trustee is one or more natural persons the Fund shall be administered so that its sole or primary purpose is the provision of old-age pensions. When the Trustee is a Constitutional Corporation the Fund shall be maintained solely for one or more of the core purposes set out in Section 62(1)(a) of the Act or for one or more of the said core purposes and one or more of the ancillary purposes set out in Section 62(1)(b) of the Act.
- (2) The Trustee shall keep proper records of all meetings and resolutions affecting the Fund.

#### THE TRUSTEE

- 6 (a) (1) The office of Trustee shall ipso facto be determined and vacated if such Trustee is or becomes a disqualified person.
- (2) The Trustee may resign at any time by giving written notice of such resignation to the Members and such resignation shall take effect on the date specified in the notice.
- (3) A majority of Members may remove a Trustee from time to time and may appoint an appropriately qualified new Trustee
- (4) The appointment of new Trustees shall be made from time to time to ensure that the Fund continues to comply with the relevant provisions applying to it.

#### TRUSTEE'S INDEMNITY-

(b) The Trustee shall be entitled to be indemnified out of the Assets for the time being comprising the Fund in respect of any liabilities incurred by it in the execution or attempted execution or as a consequence of the failure to exercise any of the trusts authorities powers and discretions hereof by virtue of being Trustee hereof but the Trustee shall not in any circumstances be entitled to indemnity reimbursement or recompense

- (a) from the interests of a Member in the Fund; or  
(b) from an Employer.

#### DIRECTIONS TO TRUSTEE

7 At any time when the Fund is not an Excluded Fund the Trustee shall not be subject to direction otherwise than in those cases where subsection (1) of Section 58 of the Act is expressed not to apply.

#### RECORDS TO BE KEPT BY TRUSTEE OR CUSTODIAN

8 (a) The Trustee may retain the services of a suitably qualified Investment Manager or Custodian and may assign such duties as the Act permits to be done on behalf of the Trustee and it thinks fit to such Investment Manager or Custodian and to the extent that such duties are assigned the references to such duties being the responsibility of the Trustee shall where appropriate also apply to the relevant person to which the duty concerned may have been assigned.

- (b) The Trustee shall keep records showing in respect of each Member
1. The name and address of the Member
  2. The dates of commencing and ceasing to be an Employee and of Membership of the Fund
  3. Details of transfers into and out of the Fund and of relevant service periods.
  4. A Member Account, and an Award Account,
  5. Such other particulars as the Trustee Considers necessary or desirable, including Flagged Interests, Binding Nominations, and Investment Directions, where applicable.
- (c) Where the Fund provides for Defined Benefits, or the Trustee determines that it is appropriate to provide a reserve to even out fluctuations or for greater security, the Trustee shall also keep a Fund Account for those parts of the Fund that for the time being are not allocated to any Member.
- (d) The Trustee shall credit
1. The Member account with the Member's contributions
  2. The Award Account with Award contributions in respect of the Member, and also credit the accounts with the appropriate parts of
  3. Amounts transferred into the Fund
  4. The proceeds of any Policy attributable to premiums paid from the account
  5. The earnings of the Fund
  6. Any other amounts the Trustee thinks suitable.
- (e) The Trustee shall similarly credit the Fund Account with similar items in respect of the benefits of Defined Benefit Members, and with amounts set aside for reserves.
- (f) The relevant accounts shall be debited by the Trustee
1. With benefits paid out of the account concerned
  2. With amounts transferred out or from reserves to Members' Accounts.
  3. With premiums paid on Policies in respect of the Member
  4. With expenses and taxes or other amounts paid in respect of the account or of the Member
  5. With a share of the losses incurred by the Fund.
- (g) The Trustee shall keep such further records as may be necessary to maintain the information required to administer the Fund in such a way that the necessary information is available to provide the details for all necessary or required reports, returns and other documents or provision of information as may be proper for the Fund. The Trustee may hold any investment for a particular member or category of members and shall record which investments are held for whom. In respect of such investments earnings shall be credited and taxes and expenses payable shall be debited to the relevant members' accounts.

#### AUDITOR - ACCOUNTS - ACTUARY

- 9 (a) If required by the Commissioner the Trustee shall appoint an Auditor to report upon matters relating to the Fund. The Trustee shall make available all information and records relating to the Fund that may be required by the Auditor. The Trustee may dismiss the Auditor on 30 days notice and may appoint a new Auditor.
- (b) The Trustee shall prepare accounts for the Fund for each Financial Year and shall furnish all income tax returns, audit reports and other information required by law or by the Commissioner.
- (c) Where the Fund has Defined Benefit Members or it is otherwise appropriate, the Trustee shall appoint an Actuary to report on the state of the Fund as requested by the Trustee or as required by the Act.

#### TRUSTEE AUTHORISED TO ELECT THAT FUND BE REGULATED

- 10 The Fund shall be vested in the Trustee and the Trustee is specifically authorised
- (a) To give the Commissioner a written notice in the approved form electing that the Act is to apply in relation to the Fund, or to make any other election which the Trustee considers appropriate.
  - (c) To maintain the Fund as a complying superannuation fund under the Act.

- (d) To commence carry on and defend, settle compromise or submit to arbitration any proceedings claims matters or things relating to this Deed, to the rights of Members former members or beneficiaries under the Fund or any other persons making any claim upon the Fund.
- (d) To insure any risks contingencies or liabilities of the Fund.
- (e) To retain the services of professional or other advisers in respect of the operation of the Fund and to pay out all expenses taxes duties costs and outgoings properly payable out of the Fund.
- (f) To charge such fees for its services as the Trustee considers reasonable.
- (g) To do all such other acts as the Trustee may consider necessary or expedient for the proper administration and preservation of the Fund.

#### ELIGIBILITY FOR MEMBERSHIP

- 11 (a) On making written application in the form set out in Schedule C or in such other form as the Trustee shall accept, an Employee or other person who is eligible for membership in terms of the Eligibility Criteria shall, become a Member (either as an Accumulation Member or a Defined Benefit Member or both) of the Fund, or of a Category of the Fund as the case may be, from such date as the Trustee shall determine.

(b) Where a Member is a Member of more than one Category of the Fund, or is both an Accumulation Member and a Defined Benefit Member, the following rules shall apply in addition to the other provisions of this Deed:-

- (1) the Trustee shall ensure that contributions, whether Member Employer or Award, made in respect of one particular Category of membership are recorded separately from those made in respect of any other Category or Categories;
- (2) for the purposes of determining benefits
  - (i) the terms Award Balance, Employer Funded Balance and Member Funded Balance shall relate to Accounts held in respect of a particular Category of membership only;
  - (ii) the total benefit payable in respect of a Member shall be the aggregate of the benefits payable in accordance with the provisions of this Deed in respect of each particular Category of membership.
- (c) Each Member shall provide all such information as may be requested by the Trustee for the purposes of the Fund.
- (d) The Trustee may waive any or all of the Eligibility Criteria to admit to membership of the Fund, or of a Category of the Fund, a person who would not otherwise be eligible for such membership.
- (e) A Member shall cease to be a Member when:
  - (1) the Member dies; or
  - (2) the total sum payable to the Member has been paid; or
  - (3) any benefits payable to or on behalf of the Member from the Fund cease to be payable; or
  - (4) the total amount of the Member Funded Balance, Employer Funded Balance and Award Balance in respect of the Member has been transferred out of the Fund.
- (f) If the Fund is or becomes a public offer superannuation fund the provisions of this clause are subject to the Trustee being an Approved Trustee and providing the proposed new member with the appropriate information as required by the Legislation, unless the Trustee is exempted from the relevant requirements

#### EMPLOYER CONTRIBUTIONS

- 12 (a) Each Employer shall contribute to the Fund:-
- (1) in respect of each of its Employees who are Accumulation Members, at the rate set out in Schedule B for the Member or Category of Member as the case may be, and
  - (2) in respect of Employees who are Defined Benefit Members, at the rate determined by the Actuary.

- (b) An Employer with the agreement of the Trustee may pay an additional contribution in respect of any particular Member to provide such benefits additional to those otherwise payable under the Fund as the Employer and the Trustee may decide and advise to the Member.
- (c) Notwithstanding anything contained herein no contribution shall be accepted by the Trustee if the acceptance of that contribution would endanger the taxation concessions available to the Fund.

#### MEMBER CONTRIBUTIONS

- 13 (a) On and from the date on which an Employee becomes a Member, the Member while an Employee shall:
- (1) be liable to pay to the Trustee Member Contributions at the rate (if any) set out in Schedule B;
  - (2) arrange where possible for the Employer to make deductions from the Member's Salary in respect of the Member's Contributions and for the amounts so deducted to be paid to the Trustee ;
  - (3) arrange to pay to the Trustee any contributions or the balance of contributions not so deducted from the Member's Salary.
- (b) A Member or other person may make other contributions to the Fund in respect of the Member. Such contributions may be made only with the consent of the Trustee.
- (c) Unless the Member confirms in writing that a proposed contribution is intended to be an excess contribution, the Trustee shall not accept and shall return any proposed contribution from the Member or from an Employer or from any other person in respect of a Member if the contribution would be in excess of the concessional contributions cap or in excess of the non-concessional contributions cap which applies to the circumstances of the Member at the time, or if the contribution is otherwise not acceptable because of a provision of the Legislation.

#### TRANSFERS IN AND OUT

- 14 (a) The Trustee may make or carry into effect an arrangement with the trustees of another complying superannuation fund, Approved Deposit Fund or roll-over fund and/or any person who is a member or former member of such other fund whereby an agreed sum or agreed assets shall be paid into or transferred to the Fund and such person shall become a Member subject to completion of the appropriate formalities, and shall be granted such rights and benefits additional to or in lieu of those otherwise provided under the Deed as the Trustee shall determine PROVIDED ALWAYS THAT:
- (i) where an amount transferred into the Fund is subject to a Preservation Requirement, the Trustee shall ensure that such amount is identified as subject to the Preservation Requirements, and credited
    - (A) to an Award Account to the extent to which it relates to Award Contributions, and
    - (B) to the extent to which it does not relate to Award Contributions, to a Member or Employer Account or the Fund Account or such Accounts as the case requires
  - (ii) where an amount transferred into the Fund, other than an amount to which paragraph (a)(i) of this Clause applies, is in terms of the Act required to be vested in the Member, the Trustee shall ensure that such amount is credited to a Member Account.
- (b) Subject to Clause 26, the Trustee may, at the request of a Member or Employer and subject to such conditions and indemnities as the Trustee may require pay or transfer or cause to be paid or transferred to the trustee of any other complying superannuation fund, Approved Deposit Fund or rollover fund any amount not greater than the Member's credit in the Fund (or in the case of a request by the Employer the credit in the Fund of those Members referred to in that request) at the time such payment is made and the receipt by or on behalf of the trustee of such other fund shall be sufficient discharge to the Trustee in respect of the trusts of the Fund and the Trustee shall not in any way be responsible for the payment or disposal by the trustee of the other fund of the amounts so paid or transferred.
- (c) If an Employer arranges to sell or otherwise transfer any part of its operations to an employer who is not participating in the Fund and pursuant to this arrangement any Member ceases to be in the employ of the Employer and enters the Employment of the said employer the Trustee may with the written consent of such Member and subject to such conditions as the Trustee may decide and in lieu of paying the benefit which would otherwise be payable under the Fund may assign any policy on the Member's life pay or transfer to a superannuation fund established for the benefit of any employees of the said employer an amount not greater

than the Member's credit in the Fund to be applied by the trustees of the said fund for the benefit of that Member.

(d) Upon the whole of a Member's benefit being transferred, including any Policy on the Member's life being assigned, (as the case may be) pursuant to subclauses (b) or (c) such Member shall have no further or other entitlement to a benefit under the Fund.

#### INVESTMENTS

15 The Trustee shall formulate and give effect to an investment strategy in accordance with the Act and the Commissioner's requirements. The Trustee shall invest the Fund in accordance with the investment strategy in such forms of investment and upon such terms as are allowed by the Legislation and the Trustee considers to be suitable for the Fund which may include :-

(a) any investment for the time being authorised for the investment of trust funds by the laws of the Commonwealth of Australia or any State or Territory;

(b) any first mortgage on freehold property situated in Australia or elsewhere even though the amount of the loan may exceed two-thirds of the value of the property and whether or not a report or valuation has been obtained on the value of the property;

(c) on deposit with or on loan to any bank, building society, credit co-operative or other financial institution on the normal terms and conditions of their borrowings;

(d) on deposit with or on loan to any person or organisation whatsoever with or without security and at such rate of interest and upon such terms as the Trustee may deem reasonable notwithstanding that the Trustee may have a direct or indirect interest in the borrowing or may benefit directly or indirectly therefrom, provided that the proportion of the Fund so invested shall not be so great as to cause the Commissioner to regard the Fund as failing to comply with the Commissioner's requirements.

(e) the purchase, acquisition improvement, extension or repair in any way of any real or personal property or other asset shares or stock (of any class or description) or of any type of bond, mortgage, debenture, note, option or other like security in or of any building society or company incorporated in any part of the world whether or not carrying on business in Australia and whether the shares or stock are fully paid or not and whether registered or unregistered;

(f) any Policy or annuity whether by proposal, purchase or otherwise, and any choses in action, interests for life or any lesser term or in reversion or howsoever arising;

(g) the purchase or acquisition of a right to acquire a suitable asset whether by contract, agreement, instalment, deferred or extended terms, derivative, warrant, endowment; equitable interest, option or other method of obtaining an investment involving one or more payments.

(h) the purchase or acquisition of or subscription for any unit or sub-unit in any unit trust established or situated anywhere in the world whether individually or jointly and whether such units or sub-units are fully paid up or whether their issue involves any contingent or reserve liability;

(i) the discounting of loans, mortgages, contracts, hire purchase agreements or leases;

(j) any other investment whether or not similar to any of the foregoing which the Trustee considers to be appropriate. Provided that no form of investment which is considered an in-house asset or is otherwise restricted or limited by the Act shall be obtained or retained to an extent greater than permitted by the Act.

#### INSURANCE POLICY CONDITIONS

16 (a) For the purposes of effecting, increasing or otherwise varying any Policy, the Trustee may from time to time require any Member or person who has applied to become a Member to

(i) be medically examined, or

- (ii) submit other evidence of health habits or pastimes, or
- (iii) provide proof of age to the satisfaction of the Underwriter, or
- (iv) take such other steps as may be required by the Trustee or an Underwriter for the purposes of insurance.

(b) If after an application to become a Member has been accepted any statement made or evidence submitted to the Trustee pursuant to this subclause in respect of that application is found to contain any misstatement error mistake or suppression the Trustee may make such adjustments as it in its absolute discretion considers appropriate to the benefits to be provided by the Fund for that Member and/or the contributions (if any) to be paid to the Fund by that Member.

(c) If any person who has applied to become a Member refuses to undergo such medical examination or to undertake any other step which may reasonably be required for the aforesaid purposes or does or omits to do anything and that would or might vitiate the Policy or result in the Policy monies or any part thereof not becoming payable the Trustee may adjust the benefits to be provided by the Fund for or in respect of that Member or person in such manner as the Trustee considers appropriate.

(d) In any case where the Trustee applies or has applied to an Underwriter for insurance of any part of the benefit of a Member the benefit of the Member shall be reduced by the amount of any such insurance or part thereof which the Underwriter refuses or refuses to grant on terms acceptable to the Trustee or by the amount of any such insurance or part thereof which having been effected the Underwriter declares void or otherwise restricts for any reason.

#### **BORROWING PROHIBITION**

17 The Trustee shall not borrow or maintain an existing borrowing except in the circumstances and to the extent permitted by the Act. If the Trustee proposes to borrow for the acquisition of an asset or otherwise within the exemptions to the general prohibition on borrowing, the Trustee shall ensure that the terms applicable to such borrowing comply in all respects with the terms of the relevant exemption.

#### **ASSETS NOT TO BE ACQUIRED FROM MEMBERS**

18 The Trustee or any other person acting on behalf of the Fund shall not intentionally acquire any asset from a Member or a relative or associate of a Member, except in the circumstances permitted under the Act.

#### **NO LOANS TO MEMBERS**

19 The Trustee or any other person acting on behalf of the Trustee shall not lend money of the Fund or give any other financial assistance from the resources of the Fund to a Member or a relative of a Member, except as permitted by the Act.

#### **TRUSTEE'S COVENANTS**

20 The Trustee covenants:

- a. To act honestly in all matters concerning the Fund
- b. In relation to all matters affecting the Fund, to exercise the same degree of care skill and diligence as an ordinary prudent person would exercise in dealing with the property of another for whom the person felt morally bound to provide.
- c. To ensure that the Trustee's duties and powers are performed and exercised in the best interests of the Members and any other persons who may have a beneficial interest in the Fund.
- d. To keep the money and other assets of the Fund separate from those of the Trustee or of any employer-sponsor or any associate of any employer-sponsor.
- e. Not to enter into any contract and not to do anything else that would prevent or hinder the proper performance or exercise of the Trustee's functions and powers.



- f. To formulate and give effect to an investment strategy that has regard to the whole of the circumstances of the Fund including but not limited to:
1. the risk involved in making holding and realising the Fund's investments and the likely return from them and having regard to the objectives of the Fund and the expected cash flow requirements of the Fund.
  2. the composition of the Fund's investments and whether the degree of diversification is adequate.
  3. the liquidity of the Fund's investments having regard to the cash flow requirements of the Fund.
  4. the ability of the Fund to discharge the existing and prospective liabilities of the Fund.
- g. To formulate and give effect to a strategy for the prudential management of any reserves of the Fund, consistent with the investment strategy and the capacity of the Fund to discharge its liabilities as and when they fall due, whether actual or contingent.
- h. To allow the Members of the Fund and such other persons as have a beneficial interest in the Fund to have access to such information and documents as they may be entitled to see.

#### INFORMATION TO BE PROVIDED

- 21 (a) The Trustee shall comply with any requirement of the Legislation or the Commissioner in relation to:-
- (1) the provision of information to Members on joining the Fund;
  - (2) the provision of information to Members on ceasing to be a Member of the Fund ;
  - (3) the provision of information to Members at the end of each year of income;
  - (4) the provision of required information to Members in relation to any investment or proposed investment, details of benefit, conditions or any amendment of the Deed;
  - (5) the provision of information or documents to Members on request or whenever otherwise required;
  - (6) the provision of information or documents to the Commissioner;
  - (7) such other matters as may be specified by the Legislation or the Commissioner.
- (b) (1) The Trustee may, from time to time and at any time provide such information to the Members as the Trustee determines to be either necessary or desirable for the purposes of the Fund.
- (2) Nothing in the preceding parts of this subclause shall be interpreted as restricting the generality of subclause (a).
- (c) A copy of this Trust Deed and of any amendments or additions thereto shall be kept by the Trustee and shall be open to inspection by any Member at all reasonable times.
- (d) This Clause shall not be interpreted as requiring or permitting the Trustee to disclose any information, of a private or personal nature, relating to a Member to any other person (other than to the Administrator for the purposes of the Fund) unless specifically authorised by statute or by direction of a Court or by the Member.

#### RETIREMENT BENEFIT

- 22 If the Member has retired or satisfied a condition of release, upon request by the Member , the Member's benefit from the Fund shall be an amount equal to the Retirement Benefit of the Member, or Category of Member as the case may be, and may be accessed as provided in clause 35.

#### DEATH BENEFIT

- 23 (a) Upon the death of a Member the benefit payable under the Fund shall be an amount equal to the Death Benefit of the Member, or Category of Member as the case may be.
- (b) (1) Each applicant for membership or any Member at any time, may nominate which dependants he would like the Trustee to pay any Death Benefit payable upon his death and may indicate the proportions in which it is to be divided between several nominees or may direct that part or the whole of such benefit shall be paid to the legal personal representative administering his estate,
- (2) Notwithstanding the preceding paragraph, if at the time of the Member's death there is a current binding direction in accordance with the provisions of the Law, the Trustee shall act in accordance with such direction.
- (3) If there is no current binding direction the Trustee shall consider any other nomination which the Member may have made but such nomination shall not be binding on the Trustee and if the Trustee believes that the Member's dependants have not been taken into consideration adequately due to changes in circumstances or inadvertence the Trustee may divide the Death Benefit amongst dependants and the estate of the Member as the Trustee in its unfettered discretion may think appropriate.
- (4) Subject to above paragraphs (1), (2), and (3), any benefit payable on the death of a Member shall be paid as a lump sum to the surviving Dependants of that Member in such shares and proportions as the Trustee in its absolute discretion may determine PROVIDED THAT if in the Trustee's opinion there is no Dependant of the Member living at the date of his or her death or if the Trustee considers it inappropriate to pay the whole of the benefit to any such Dependant then the whole or the balance of the benefit shall in the absolute discretion of the Trustee be paid to the Member's legal personal representative or if there is no legal personal representative may be applied in accordance with the provisions of the law.
- (c) If a Member continues to be an Employee after his or her Normal Retirement Date and the Member dies before retirement or otherwise becoming entitled to take payment of benefits, the Trustee shall pay from the Fund in the manner set out in subclause (a) hereof an amount equal to the Retirement Benefit of the Member.

#### DISABILITY

- 24 (a) Upon the Total and Permanent Disability of a Member, the Trustee shall pay to such Member or otherwise apply for the Member's benefit from the Fund an amount equal to the Total and Permanent Disability Benefit of the Member.
- (b) The Trustee, subject to subclause (c) hereof, may, in its absolute discretion, pay the benefit referred to in subclause (a) by way of either
- (1) a lump sum, or
- (2) five equal annual instalments, together with earnings on the unpaid balance of the benefit to the date of the payment of the last instalment.
- (c) Where, if so requested by the Trustee, a person to whom such an instalment is payable fails to establish to the satisfaction of the Trustee
- (i) within the period of three months (or such greater period as may be specified in the Policy (if any) effected by the Trustee for the purpose of providing Disability benefits for the Member) immediately prior to the date upon which the payment of that instalment becomes due
- (ii) that he or she remains, and has since the date of such Total and Permanent Disability continuously remained, Totally and Permanently Disabled,

the Trustee's liability under the Fund in respect of such person shall subject to subclause (d) forthwith cease.

- (d) Where the Trustee's liability in respect of a Member ceases in terms of subclause (c), the Trustee shall pay to the Member or otherwise apply for the Member's benefit from the Fund an amount equal to the amount, if any, by which the aggregate of

(i) the lump sum amount which would have been paid in terms of Clauses 22 and 25 hereof, whichever is applicable, had that person ceased to be an Employee or retired on the date immediately preceding the date of Total and Permanent Disability, and

(ii) the amount of earnings or losses thereon which would have been credited or debited to the unpaid balance of the amount referred to in subclause (b) between the date entitlement to the benefit arose and the date of payment, exceeds the sum of the instalments paid prior to that date.

(e) If any Totally and Permanently Disabled person dies in respect of whom the Trustee is paying or has paid such instalments, subject to satisfactory proof of such death the Trustee shall pay in accordance with subclause (a) an amount equal to the excess, if any, of the lump sum referred to in Clause 25 hereof (increased by the amount of earnings or losses thereon which would have been credited or debited to the unpaid balance of that amount between the date the entitlement to the benefit arose and the date of payment) over the total amount of instalments paid prior to the date of such death.

(f) In the case of Temporary Substantial Incapacity the Trustee may provide such assistance to the member as may be permitted by the rules and the Trustee thinks appropriate.

#### RESIGNATION BENEFIT

25 Upon a Member ceasing to be an Employee or retiring in circumstances other than those detailed in Clauses 22,23,and 24 hereof, the Member's benefit from the Fund shall be an amount equal to the Resignation Benefit of the Member.

#### PRESERVATION

26 (a) Where the Trustee determines or is advised by an Employer or Member that all or part of a Member's entitlement is subject to a Preservation Requirement, the Trustee shall ensure that the relevant part of the benefit is preserved until a condition of release has been satisfied such as retirement from the workforce at or after Age 55, or if the Member has not been in the workforce until the Member reaches the relevant retiring age, in one or more of the following ways

(1) within the Fund;

(2) in another superannuation fund or Retirement Savings Account nominated by the Member which is itself required to preserve those benefits;

(3) in an Approved Deposit Fund nominated by the Member which is itself required to preserve those benefits;

(4) in an annuity nominated by the member which;

(i) does not pay benefits except in accordance with the prescribed standards and

(ii) cannot be surrendered or assigned prior to the Member satisfying a condition of release.

(b) Notwithstanding subclause (a), a benefit subject to a Preservation Requirement may be paid in accordance with the relevant Payment Standards :-

(1) upon the Member's death;

(2) in the event of Total and Permanent Disablement of the Member;

(3) to the Member in the form of an income stream which is either not commutable or not commutable until a condition of release has been satisfied.

(c) A benefit to which a person has become entitled, may be paid or provided in other circumstances acceptable to the Commissioner, in such manner as appropriate.

(d) The preceding provisions of this Clause shall not apply where the total amount of the benefit under the Fund that otherwise would be subject to a Preservation Requirement does not exceed any amount which may be specified from time to time by the Act or by the Commissioner as being not subject to a Preservation Requirement.

(e) Where a member does not make a nomination for the purposes of subclause (a) within such period after the time at which the benefit becomes payable as may be specified in the Act, the Trustee may pay or transfer the benefit to another superannuation fund or Approved Deposit Fund as may be nominated by the Trustee or to an eligible rollover fund pursuant to Section 244 , if applicable, PROVIDED THAT where no such period is specified in the Act no payment or transfer may be made in terms of this subclause.

#### TERMINATION OF FUND

27 (a) The Fund shall terminate and be wound up if:

(1) an actuary advises the Trustee or the Trustee believes that the Fund is insolvent and the Trustee resolves to terminate the Fund

(2) if there are no Members in the Fund and the Trustee resolves to terminate the Fund.

(b) Upon the trusts hereof terminating the Trustee shall give notice in writing to any Employer and to the Members if any that the Fund shall be wound up on a specified date (hereinafter called "the Closure Date"). As from the Closure Date the following shall apply:

(1) no person shall be admitted as a Member of the Fund,

(2) no further contributions shall be made by any Employer or Members, other than arrears of contributions due prior to the Closure Date, and

(3) arrears of contributions if any shall be called in immediately.

(c) Upon the trusts terminating the Trustee shall make such provision out of the Fund after meeting expenses and current liabilities as is necessary to provide for the payment of the following benefits in the following order of priority:

(1) payments which on or before the Closure Date have become payable to retired Members or their Dependants

(2) payments in respect of a Member who is still an Employee or has not retired and who has reached his or her Normal Retirement Date equal to the amount payable had the member retired immediately prior to the Closure Date

(3) payments in respect of each Member who is still an Employee or has not retired of an amount equal to the Member's share of the assets of the Fund, which shall be determined by the Trustee on the advice of an Actuary PROVIDED THAT the total amount necessary to provide for payments pursuant to this subclause shall be limited to the total market value of the assets of the Fund at the Closure Date less the amounts necessary to provide for payments pursuant to subclauses (1) and (2).

(d) The payments to be provided under subclause (c) shall be provided for:

(1) the Member, or

(2) the Member and Dependants of the Member as the Trustee in its absolute discretion determines and if provided for two or more persons in such proportions as the Trustee in its absolute discretion determines.

(e) If after providing benefits for Members and their Dependants in terms of subclause (c) a surplus remains, such surplus or a part thereof shall be paid by the Trustee in whole or in part to or for the benefit of:

(1) any Members, or former Members or

- (2) any other persons who are or have been in the employment of the Employer on or prior to the Closure Date, or
- (3) any Dependants of any such Members or other persons, or
- (4) the legal personal representatives (in their capacities as such) of any such Members, other persons or Dependants as the Trustee in its absolute discretion determines and if provided to or for two or more persons, in such proportions as the Trustee in its absolute discretion determines PROVIDED THAT the Trustee may pay any surplus to the Employer if in the opinion of the Trustee there are no other persons eligible to receive any benefit from the Fund.
- (f) The Payments to be provided under subclauses (c) and (e) hereof shall be in cash, life insurance policies, participation in any other superannuation fund or otherwise as determined by the Trustee and, shall be subject to Clause 26.
- (g) (1) Upon the payment out, in accordance with this Trust Deed, of all amounts held pursuant to the Fund, the Fund shall be wound up and shall thereupon terminate.  
 (2) Unless the Employer is a corporation, the Fund shall in any event be wound up upon the expiration of the period of twenty-one years after the death of the last survivor of the descendants of his late Majesty King George VI living at the Date of Commencement, whereupon the Trustee shall terminate any or all of the Policies and shall distribute the amount then held in the Fund among the Members and Dependants in such shares and proportions as it shall consider just and equitable PROVIDED THAT where the proper law of the Trust is a jurisdiction which has modified the operation of the common law rule known as the Rule against Perpetuities and such modification prescribes a maximum period in which interests to be valid must vest, the Fund shall be wound up immediately that period expires.

#### VESTED BENEFITS

28 The Benefit payable in respect of a Member or former Member shall not be less than the sum of the Member Funded Balance and the Award Balance or such greater amount as the Act requires to be vested in the Member.

#### RETENTION OF BENEFITS IN FUND

29 The Trustee may retain for 90 days, or for such period as the Member requests, all or any part of any Benefit or amount to which the member is entitled, whether arising from the Fund or transferred into it, and the Trustee shall continue to account for the income and expenses relating to such Benefit or entitlement as if the Member was not yet entitled to payment of it. Payment of the Benefit or entitlement, or the relevant part of it, will have to be made if the Member requests payment, as provided in clause 35, or upon his death, or when the Member attains the maximum age at which he may leave it in a superannuation fund, or the Trustee decides that it should be paid out of the Fund. To the extent that any restrictions apply to any payment it shall be made by the Trustee in accordance with the relevant provisions, payment of any benefit which is not subject to any restriction may be made upon receipt of a written request signed by the Member.

#### ARBITRATION

30 If any dispute or doubt shall arise while the Fund is an excluded fund in respect of any matter dealt with by this deed the dispute or doubt shall be referred to a single arbitrator.

#### EMPLOYER

31 At any time when there is more than one Employer involved with the Fund any Employer may retire from the position and the rights and obligations of Employer may be taken over by any other Employer in the Fund upon request by the Trustee.

#### TRANSFER OF EMPLOYMENT

32 If a Member transfers from the employ of one Employer to another Employer participating in the Fund, the Member shall continue as a Member of the Fund.

#### REPRESENTATION

33 When the Fund is required to make provision for such representation the Members and the Employer or Employers shall appoint persons to represent them either as individual trustees or if the Trustee is a company as directors of the Trustee and the number of persons appointed by the Members shall be the same as the number appointed by the Employer(s). Any such representative shall cease to hold office if he resigns, dies, becomes disqualified or his appointment is revoked by the Members or the Employer(s) whichever he represented. The Members may revoke the appointment of their representatives by resolution by over 50% of the Members. An Employer representative shall become disqualified if he ceases to be employed by an Employer participating in the Fund. If a company is appointed and it goes into liquidation it shall cease to be a representative. Any vacancy shall be filled as soon as reasonably practicable and anyhow within 60 days of the vacancy occurring.

#### PROPER LAW

34 This deed shall be governed by and construed in accordance with the laws of the State or Territory set out in Schedule A against the words "Proper Law of this Trust" and every person to whom the provisions of this deed apply accepts the non-exclusive jurisdiction of the Courts of the said State or Territory.

#### PAYMENT OF BENEFITS

35 (a) Subject to other provisions hereof and any restrictions or requirements which may apply in the case of any particular Member - whether due to age or release conditions or otherwise - and the written consent of the Member the whole or any part of the aggregate benefit of a Member

(1) may be used by the Trustee to provide a pension or annuity either for life or for such term as the Trustee and the Member consider appropriate payable to the Member, or a residuary beneficiary, which shall be paid out of the Member's accounts and where so payable shall be payable only to the extent that the balance of the accounts will permit. The earnings from the assets held for the pension or annuity shall be credited to the Member's accounts while it continues to be payable, and the Trustee shall keep similar records relating to these assets as in clause 8. Any pension or annuity provided by the Fund shall comply with the Act but may be subject to conditions that can provide for a fixed or variable annual amount and that are within the applicable guidelines or regulations and may be subject to the conditions that may be necessary to comply with the applicable standards for it to qualify for a rebate, or to be treated as a pension, or both, or neither, or may be in accordance with the rules.

(2) may be used to purchase a pension or annuity from a life insurance company, bank, or similar institution:

(3) On the written application of a Member or former Member the Trustee shall commute to a lump sum such portion of a pension payable from the Fund as the Member specifies, provided that if such pension was issued subject to any condition preventing commutation that such condition no longer applies. The Trustee may obtain such actuarial or other advice as it considers necessary to establish the amount to which such pension or portion is to be commuted.

(4) may be paid as a lump sum to the Member, his dependants, or his estate as the Trustee considers appropriate in the circumstances.

(b) With the consent of the Member or other person entitled to any Benefit the Trustee may transfer assets in specie to the equivalent value of the Benefit payable, to the Member or person entitled to any Benefit, as long as such transfer does not cause the Fund to breach any requirement of the Legislation.

#### ASSOCIATED EMPLOYER

36 Any Employer may apply to the Trustee in the form set out in Schedule D to be brought within the provisions of this deed as an Associate Employer and the employees of such Associate Employer shall then become eligible to become Members as if they were employed by the Employer with such modifications as to the Trustee seem necessary.

IN WITNESS WHERE OF the parties have executed these

presents the 24th day of April 2006

EXECUTED by the said  
in the presence of:

\_\_\_\_\_  
Signature of Witness


\_\_\_\_\_  
Name of Witness

  
\_\_\_\_\_  
Signature - Michael King

EXECUTED by the said  
in the presence of:

\_\_\_\_\_  
Signature of Witness

\_\_\_\_\_  
Name of Witness

  
\_\_\_\_\_  
Signature - Maureen King

## SCHEDULE A

NAME OF FUND	The Townview Superannuation Fund
DATE OF EXECUTION	24th April 2006
DATE OF COMMENCEMENT	24th April 2006
NAME OF EMPLOYER	Townview Group Services Pty Ltd
ACN	123 159 115
ADDRESS OF EMPLOYER	351 Trafalgar Street Petersham NSW 2049
NAME OF TRUSTEE (s)	Michael King
ADDRESS OF TRUSTEE	31 Park Avenue Ashfield NSW 2131
PROPER LAW OF THIS TRUST	New South Wales
NAME OF TRUSTEE 2 (s)	Maureen King
ADDRESS OF TRUSTEE 2	31 Park Avenue Ashfield NSW 2131
PROPER LAW OF THIS TRUST	New South Wales



## SCHEDULE B

<b>CATEGORY MEMBERSHIP</b>	Ordinary
<b>ELIGIBILITY CRITERIA</b>	Any Employee or any qualified person invited to become a Member by the Trustee shall be eligible to become a Member of the Fund.
<b>MEMBER CONTRIBUTIONS</b>	A Member shall contribute to the fund from time to time such amount as he thinks fit.
<b>EMPLOYER CONTRIBUTIONS</b>	An Employer shall from time to time contribute to the Fund in respect of each Member such amount as it thinks fit.*
<b>DEATH BENEFIT</b>	The amounts standing to the credit of the Accounts in respect of that Member.*
<b>TOTAL &amp; PERMANENT DISABILITY BENEFIT</b>	The amounts standing to the credit of the Accounts in respect of that Member.*
<b>RETIREMENT BENEFIT</b>	The amounts standing to the credit of the Accounts in respect of that Member.*
<b>RESIGNATION BENEFIT</b>	The amounts standing to the credit of the Member and Award Accounts in respect of that Member, and such part of any other Accounts in respect of that Member as the Trustee thinks fit.*

<b>* IN THE CASE OF A DEFINED BENEFIT FUND THE FOLLOWING APPLIES</b>	
<b>EMPLOYER CONTRIBUTIONS</b>	Each Employer shall make such contributions as the Actuary advises are necessary.
<b>DEATH BENEFIT OR TOTAL &amp; PERMANENT DISABILITY BENEFIT OR RETIREMENT BENEFIT</b>	The Salary for the last three years (or average annual rate times 3) multiplied by the Fund Service in years and fractions of a year divided by 20
<b>RESIGNATION BENEFIT</b>	The retirement Benefit less the Employer Funded Balance or such part of it as the Trustee thinks fit.

**SCHEDULE C**

**APPLICATION FOR MEMBERSHIP**

**TO:** THE TRUSTEE OF THE TOWNVIEW SUPERANNUATION FUND

**FROM:** \_\_\_\_\_  
(Applicants name in Full)

**OF:** \_\_\_\_\_  
(Address)

I apply to become a member of the abovementioned superannuation fund on the terms and conditions specified in the Trust Deed from the time being governing the Fund.

I understand that my employer may deduct from my salary such amounts as are required to provide my contributions to the Fund and will pay those amounts to the Trustee of the Fund.

I acknowledge my acceptance of  
Michael King

as Trustee(s) of the Fund.

Signature \_\_\_\_\_ Date 24/04/2006  
(Applicant)

**NOMINATED BENEFICIARY <sup>1</sup>**

I wish to advise the Trustee of the Fund that my Nominated Beneficiary(ies) under the Fund is/are as follows:

<b>NAME IN FULL (DOB IF UNDER 18)</b>	<b>RELATIONSHIP TO MEMBER</b>	<b>FULL POSTAL ADDRESS</b>	<b>% OF SHARE BENEFIT<sup>2</sup></b>

I understand that the payment of any Death Benefit by the Fund will be at the absolute discretion of the Trustee and that this nomination is not to be treated as a direction.

Signature \_\_\_\_\_ Date 24/04/2006  
(Applicant)

<sup>1</sup> Completion of this section is optional  
<sup>2</sup> Show percentage of death benefits to be taken by each beneficiary

SCHEDULE D

APPLICATION BY EMPLOYER  
COMPANY OR FIRM

TO: THE TRUSTEE OF THE TOWNVIEW SUPERANNUATION FUND

FROM: \_\_\_\_\_  
(Name of Employer)

(hereinafter called the "Employer") hereby applies to participate in the Superannuation Fund and to include employees of the Employer as Members of the Fund and in consideration of the acceptance of the Employer as a participant in the Fund the Employer undertakes to contribute to and be bound by the Deed and Rules governing the Fund as if it were originally named therein and the Employer declares that the contributions by the Employer or its employees and the amounts arising there from shall be held in trust by the Trustee to provide the benefits set out in the Deed and Rules.

DATED THIS DAY OF

EXECUTED for and on behalf of

Employer: \_\_\_\_\_

ABN \_\_\_\_\_

in accordance with Section 127(1) of the  
*Corporations Act 2001*:

\_\_\_\_\_  
Director

Date: 24/04/2006

## CONTENTS

CLAUSE		PAGE
1	Interpretation	1
2	Amendment	4
3	Rights of Employer	5
4	Deemed inclusion of standards	5
5	Company Trustee or old age pension purpose	5
6	The Trustee / Trustee's indemnity	5
7	Directions To Trustee	5
8	Records To Be Kept By Trustee Or Custodian	5
9	Auditor - Accounts- Actuary	6
10	Trustee's Authorisation	6
11	Eligibility For Membership	7
12	Employer Contributions	7
13	Member Contributions	8
14	Transfers In And Out	8
15	Investments	9
16	Insurance Policy Conditions	9
17	Borrowing Prohibition	10
18	Assets Not To Be Acquired From Members	10
19	No Loans To Members	10
20	Trustee's Covenants	10
21	Information To Be Provided	11
22	Retirement Benefit	11
23	Death Benefit	12
24	Disability	12
25	Resignation Benefit	13
26	Preservation	13
27	Termination Of Fund	14
28	Vested Benefits	15
29	Retention Of Benefit In Fund	15
30	Arbitration	15
31	Employer	15
32	Transfer Employment	15
33	Representation	16
34	Proper Law	16
35	Payment Of Benefits	16
36	Associated Employer	16
	SCHEDULE A	18
	SCHEDULE B	19
	SCHEDULE C	20
	SCHEDULE D	21



BROADVIEW ACCOUNTING PTY LTD

PO BOX 3102

ERINA NSW 2250

PHONE: 02 4365 3838

FAX: 02 4365 3831

**MINUTES**

MINUTES OF A MEETING OF THE TRUSTEE OF THE TOWNVIEW SUPERANNUATION FUND HELD AT

ON ..... 21 / 04 / 2006 ..... AT ..... 10.30 ..... am/pm  
Date of Meeting Time of Meeting

**PRESENT** Michael Alan King  
Muh Ling Chang

**ACCEPTANCE OF TRUSTEESHIP OF THE TOWNVIEW SUPERANNUATION FUND**

The trustees tabled a trust deed establishing THE TOWNVIEW SUPERANNUATION FUND

It was resolved that to accept the trusteeship of THE TOWNVIEW SUPERANNUATION FUND and that each trustee sign the trust deed.

The deed was duly executed by the trustees.

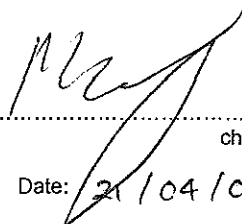
**ELECTION TO BECOME A REGULATED SUPERANNUATION FUND:**

It was resolved that the trustees of THE TOWNVIEW SUPERANNUATION FUND elect that the Superannuation Industry (Supervision) Act 1993 is to apply in relation to the fund and that the fund become a regulated self managed superannuation fund.

It was further resolved that a duly completed Application to Register for the new Tax System - Superannuation Entities be forwarded to the Australian Taxation Office within sixty (60) days of the establishment of the fund.

It was further resolved that the Application for the New Tax system Superannuation Entities election to become a regulated self managed superannuation fund be signed by each individual trustee.

Signed as a true and correct record of the proceedings of the meeting

  
.....  
chairman  
Date: 21 / 04 / 06

MINUTES

**APPLICATIONS FOR MEMBERSHIP:**

The trustees tabled written "Applications for Membership" from the prospective members of THE TOWNVIEW SUPERANNUATION FUND.

It was resolved that the Trustees of the fund, approve the Applications for Membership for the following persons:

Michael Alan King  
Muh Ling Chang

and that one of the trustees sign the application forms for and on behalf of the trustees and return them to the members.

**BANKERS TO THE FUND:**


It was resolved that a banking account for the trustees acting in that capacity be opened

and that any . . . . . trustee(s) be authorised to sign on  
Number of Signatories  
behalf of the trustees.

**CLOSURE:**

There being no further business the meeting was declared closed.

Signed as a true and correct record of the proceedings of the meeting

  
.....  
chairman  
Date: 21/04/06



DECLARATION BY TRUSTEE  
UNDER SECTION 118 OF THE  
SUPERANNUATION INDUSTRY (SUPERVISION) ACT 1993

I, Michael Alan King of 102/222 Sussex Street, SYDNEY NSW 2000

**HEREBY DECLARE** that I am not a disqualified person as defined by SIS and am therefore not disqualified from acting as a trustee of a superannuation fund under SIS.

**HEREBY DECLARE** that I am aware of my responsibilities under the trust deed having read and fully understood it's contents, and also my responsibilities under SIS.

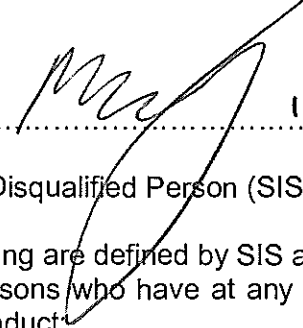
**AND HEREBY CONSENT** to act as Trustee of THE TOWNVIEW SUPERANNUATION FUND

constituted on .....(date of establishment)

**AND I AGREE** to execute the Trust Deed and to administer the Fund in accordance with the terms and conditions set out in the Trust Deed and other legislative requirements.

**I UNDERTAKE** to notify the trustee(s) of the Fund and the Australian Taxation Office in writing if I am for any reason disqualified from continuing to act as a trustee.

dated: 21 / 04 / 06 .....

signed:  .....

\* Note re Disqualified Person (SIS Section 120):

The following are defined by SIS as being disqualified persons:

1. persons who have at any time been convicted of an offence in respect of dishonest conduct;
2. a civil penalty order was made against the person; or
3. a person is an insolvent under administration.

A body corporate trustee is a disqualified person where:

1. a receiver and manager has been appointed in respect of property beneficially owned by the body;
2. an official manager or deputy official manager has been appointed in respect of the body;
3. a provisional liquidator has been appointed in respect of the body; or
4. the body has begun to be wound up.

N.B. A director of a Corporate trustee must not be a disqualified person as described above.

DECLARATION BY TRUSTEE  
UNDER SECTION 118 OF THE  
SUPERANNUATION INDUSTRY (SUPERVISION) ACT 1993

I, Muh Ling Chang of 102/222 Sussex Street, SYDNEY NSW 2000

**HEREBY DECLARE** that I am not a disqualified person as defined by SIS and am therefore not disqualified from acting as a trustee of a superannuation fund under SIS.

**HEREBY DECLARE** that I am aware of my responsibilities under the trust deed having read and fully understood it's contents, and also my responsibilities under SIS.


**AND HEREBY CONSENT** to act as Trustee of THE TOWNVIEW SUPERANNUATION FUND

constituted on .....(date of establishment)

**AND I AGREE** to execute the Trust Deed and to administer the Fund in accordance with the terms and conditions set out in the Trust Deed and other legislative requirements.

**I UNDERTAKE** to notify the trustee(s) of the Fund and the Australian Taxation Office in writing if I am for any reason disqualified from continuing to act as a trustee.

dated: 21/04/06 .....

signed:  .....

\* Note re Disqualified Person (SIS Section 120):

The following are defined by SIS as being disqualified persons:

1. persons who have at any time been convicted of an offence in respect of dishonest conduct;
2. a civil penalty order was made against the person; or
3. a person is an insolvent under administration.

A body corporate trustee is a disqualified person where:

1. a receiver and manager has been appointed in respect of property beneficially owned by the body;
2. an official manager or deputy official manager has been appointed in respect of the body;
3. a provisional liquidator has been appointed in respect of the body; or
4. the body has begun to be wound up.

N.B. A director of a Corporate trustee must not be a disqualified person as described above.

## APPLICATION FOR MEMBERSHIP

**TO:** THE TRUSTEE OF THE TOWNVIEW SUPERANNUATION FUND

**FROM:** Michael King

**OF:** 31 Park Avenue  
Ashfield NSW 2131

I apply to become a member of the abovementioned superannuation fund on the terms and conditions specified in the Trust Deed from the time being governing the Fund.

I understand that my employer may deduct from my salary such amounts as are required to provide my contributions to the Fund and will pay those amounts to the Trustee of the Fund.

I acknowledge my acceptance of

Michael & Maureen King

as Trustee(s) of the Fund.

Signature

  
Michael King

Date 24/04/2006

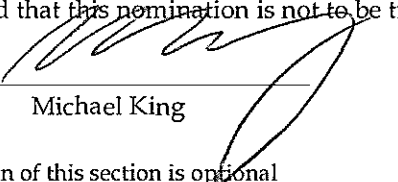
### NOMINATED BENEFICIARY <sup>1</sup>

I wish to advise the Trustee of the Fund that my Nominated Beneficiary (ies) under the Fund is/are as follows:

NAME IN FULL (DOB IF UNDER 18)	RELATIONSHIP TO MEMBER	FULL POSTAL ADDRESS	% OF SHARE BENEFIT <sup>2</sup>

I understand that the payment of any Death Benefit by the Fund will be at the absolute discretion of the Trustee and that this nomination is not to be treated as a direction.

Signature

  
Michael King

Date 24/04/2006

<sup>1</sup> Completion of this section is optional

<sup>2</sup> Show percentage of death benefits to be taken by each beneficiary

## APPLICATION FOR MEMBERSHIP

**TO:** THE TRUSTEE OF THE TOWNVIEW SUPERANNUATION FUND  
**FROM:** Maureen King  
**OF:** 31 Park Avenue  
Ashfield NSW 2131

I apply to become a member of the abovementioned superannuation fund on the terms and conditions specified in the Trust Deed from the time being governing the Fund.

I understand that my employer may deduct from my salary such amounts as are required to provide my contributions to the Fund and will pay those amounts to the Trustee of the Fund.

I acknowledge my acceptance of

Michael & Maureen King  
as Trustee(s) of the Fund.

Signature  Date 24/04/2006  
Maureen King

### NOMINATED BENEFICIARY <sup>1</sup>

I wish to advise the Trustee of the Fund that my Nominated Beneficiary (ies) under the Fund is/are as follows:

NAME IN FULL (DOB IF UNDER 18)	RELATIONSHIP TO MEMBER	FULL POSTAL ADDRESS	% OF SHARE BENEFIT <sup>2</sup>

I understand that the payment of any Death Benefit by the Fund will be at the absolute discretion of the Trustee and that this nomination is not to be treated as a direction.

Signature  Date 24/04/2006  
Maureen King

<sup>1</sup> Completion of this section is optional

<sup>2</sup> Show percentage of death benefits to be taken by each beneficiary

**Provision of member's tax file number to  
O'MALLEY SUPERANNUATION FUND**

**TO:** THE TRUSTEE OF THE TOWNVIEW SUPERANNUATION FUND


**FROM:** Michael King

**OF:** 31 Park Avenue  
Karion NSW 2250

I have been informed of the reasons why my TFN is sought by the fund

My TFN is 154 348 633

Signature

A handwritten signature in black ink, appearing to be 'Michael King', written over a horizontal line. The signature is stylized and cursive.

Michael King

Date 24/04/2006

**Provision of member's tax file number to  
THE TOWNVIEW SUPERANNUATION FUND**

**TO:** THE TRUSTEE OF THE TOWNVIEW SUPERANNUATION FUND


**FROM:** Maureen King

**OF:** 31 Park Avenue  
Ashfield NSW 2131

I have been informed of the reasons why my TFN is sought by the fund

My TFN is: 393 877 714

Signature

  
Maureen King

Date 24/04/2006

## NOTICE TO MEMBERS AND PARTICIPATING EMPLOYERS

### RESPONSIBILITIES OF A TRUSTEE

#### GENERAL OVERVIEW

The trustees are responsible for all decisions made in relation to the fund, including its investments and its dealing with other people and service providers. You can not hand your responsibilities over to anyone else. However, you can authorize others to make decisions on your behalf.

Remember that, like all trustees, you have a responsibility to exercise due care, skill and diligence in all your duties. This includes transactions in respect to the fund's investments, cash, financial, and members records.

One of your duties is to ensure that the total value of the fund's assets is not less than the total value of its accrued benefits.

Significant penalties may be imposed on trustees who do not comply with superannuation legislation.

You must also make sure the assets of your fund, and all of its records, are kept separate from those of the members, or any other person entity.

#### SUPERANNUATION LEGISLATION

The relevant superannuation legislation includes:

- The *Superannuation Industry (Supervision) Act 1993* and its Regulations (SIS); and
- The *Income Tax Assessment Act 1997*, *Income Tax Assessment Act 1936* and revisions (ITAA).

#### DELEGATING DECISION MAKING POWERS

Trustees may appoint advisors (for example, accountants and financial advisors) to help them make certain decisions about their fund. If you decide to do that, you should enter into a formal written agreement with the advisors. Those agreements are to detail the extent of the delegated authority and the reporting and monitoring arrangements in place to enable the trustees to be kept fully informed about the decision-making process they have delegated.

#### KEEPING DETAILED MINUTES AND RECORDS

You need to keep detailed records about decisions relation to the fund – whether those decisions are made by the trustees, or by someone to whom they have delegated the task. In particular, the records need to precisely record the fund's assets and cash transactions.

Those records are important to demonstrate that the trustees are complying with their legal obligation to be diligent and to take their duties seriously. You should keep the records for at least 10 years.

If the tax office decides to review your fund, it will pay careful attention to your minutes and records.

#### **SOLE PURPOSE**

Your superannuation fund has been established solely to provide retirement benefits to all of its members. Other ancillary benefits may include providing insurance cover in the event of members' death or total and permanent disability.

#### **The trust deed**

The trust deed contains the governing rules of the superannuation fund. Become familiar with the trust deed.

You are responsible for making sure that the fund is maintained in accordance with the trust deed at all times.

#### **Receiving contributions**

The fund may receive contributions in accordance with the provisions of the trust deed and superannuation legislation.

Trustees must ensure that contributions received are correctly recovered and correctly allocated to members' accounts. Contributions cannot be received for anyone who is not a member of the fund.

Contributions receipts should be banked promptly and invested in accordance with the fund's investment Strategy.

#### **BENEFITS**

Benefits must be maintained and can only be paid in accordance with the provisions of the trust deed and superannuation legislation.

Trustees must ensure that accrued benefits are correctly recorded and allocated to members' accounts and that the benefits are preserved in accordance with the trust deed and the superannuation legislation.

A benefit can only be paid to the living member for whom the benefit has been accrued. A death benefit can only be paid to the deceased members' spouse or to those people entitled to receive it. The trustees must comply with a members' death benefit directive if the directive is given in accordance with the superannuation legislation and the trust deed and its binding on the remaining trustees.

#### **FUND ASSETS**

The trustees are responsible for the fund's investments. This is a key trustee responsibility. Trustees must pay particular care to the following:

- That the fund's assets actually exist.



- That the fund's assets are owned by the fund. The assets should be in the name of the fund, or the trustee, on behalf of the fund, which must have a clear title. No other person or entity may have title to the fund's assets.
- That the fund's assets are valued at least once a year and when a member's benefit is paid.

## INVESTMENT STRATEGY

The trustees must determine the fund's investment objective and then develop an Investment Strategy that will be used to achieve those objectives.

The trustees must:

- Implement the Investment Strategy
- Regularly monitor the fund's investments and their performance in light of the Investment Strategy;
- Keep themselves well informed about the management of the fund's investments and receive regular reports from other service providers who have been appointed to assist the trustees in investing on the fund's behalf;
- Review the Investment Strategy regularly; and
- Ensure the purchase and the sale of the fund's investments are in accordance with the Investment Strategy

All of the fund's current or proposed investments must be in accordance with the trust deed and in compliance with the provisions of the superannuation legislation.

The fund's Investment Strategy must consider the following main elements:

1. The risk associated with making an investment;
2. the diversity of all the fund's investments;
3. the liquidity requirements to meet future expenses such as taxation payments;
4. the ability of the fund to meet its future liabilities including the payment of benefits to members.

Trustees must document their decision to invest, on behalf of the fund, after having considered the Investment Strategy and these four main elements.

Remember the investment strategy is the fund's 'profit plan'. It is the plan chosen to achieve the fund's objectives. The investment Strategy must be fluid and should change as the investment marketplace changes.

## REPORTING

Trustees are required to provide annual reports to:

1. **The Regulator (Australian Taxation Office for self-managed superannuation funds)**

The trustee must lodge an Income tax Return and an Annual Return in accordance with the taxation and Superannuation law, by the due date for lodgment, with the ATO.

Before lodging these returns, the trustees must arrange for the fund's financial statements to be audited by an auditor who meets the qualification requirements by the superannuation legislation.

## 2. The members

Superannuation law and *Corporations Act* 2001 requires trustees to provide each member of the fund with information that will enable the member to understand his or her benefit entitlement in the fund.

First, trustees must provide each member and employer admitted to the fund with a Product Disclosure statement (PDS).

The in course of operation the fund, these trustees must meet the contributions disclosure obligations set out in the *Corporations Act*. This requires the trustee to make disclosures about meeting matters including:

- i) Any material changes to any of the matters previously included in the PDS;
- ii) Any significant event that effects the matters previously described in the PDS;
- iii) Give periodic statements in each reporting period to the members. In relation to this;
  - The reporting period is the 12 month period from a member's date of admission, and each subsequent reporting period begins on the anniversary of that date (where the member ceases to become a member, the reporting period ends on the cessation date);
  - The periodic statements must contain information about:
    - Opening and closing balances for the reporting period;
    - Termination value of the investment at the end of the reporting period;
    - A summary of transaction in relation to the member's interest in the fund; identifying the nature and purpose of those transactions;
    - Any increase in the amounts contributed in respect of the member;
    - The return of the members' investments and the fund's investments;
    - Details in changes in circumstances affecting the members' investments and the fund's investments since the last periodic statement; and
    - The ultimate source from which any Superannuation Contribution Surcharge payments or advance installments of surcharges will be drawn.
- iv) The members or employers involved in the fund may make requests for information at any time. These requests may concern the types of benefits payable to a member, or a particular investment plan relating to a member. The provisions of the *Corporations Act* require you deal with any such inquiry within one month of receiving the request.

### Each person must be involved

As each of the trustees are members of the fund, it is important to ensure that each person is fully aware of the fund's operations and has full and open ability to contribute to its management and trusteeship.



## MEMBERS BENEFIT ACCOUNT EMPLOYER CONTRIBUTIONS

**MEMBERS NAME:** Maureen King **DATE OF BIRTH:** 18/01/1968  
**ADDRESS:** 31 Park Avenue **SEX:** Female  
 Ashfield NSW 2131

**ELIGIBLE SERVICE START DATE:**    /    /                  **DATE JOINED FUND:**    /    /

**DATE EMPLOYMENT TERMINATED:**    /    /                  **HOW WHERE BENEFITS PAID OR APPLIED:**

**LUMP SUM BENEFITS:**    **PENSION BENEFITS:**

DATE	DETAILS	DEBITS (1)	CREDITS (2)	BALANCE AMOUNT	APORTIONMENT OF BALANCE	
					AMOUNT PRESERVED	AMOUNT NOT PRESERVED

(1) Include Insurance premiums & withdrawals  
 (2) Include Contributions & earnings, benefits transferred in.

**The Townview Superannuation Fund**  
**ABN: 29184685026**

**FINANCIAL STATEMENTS FOR THE**  
**YEAR ENDED 30 June 2021**



*m. m.*

---

Operating Statement

Statement of Financial Position

Members Statement

Notes to the Financial Statements

Statement of Taxable Income

Investment Summary

Trustees Declaration

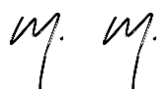
Trustee Minute / Resolution

Compilation Report

# Operating Statement

For the year ended 30 June 2021

	Note	2021 \$	2020 \$
<b>Income</b>			
<b>Investment Income</b>			
Interest Received		0.00	113.90
<b>Investment Gains</b>			
Changes in Market Values	9	53,769.19	(434.13)
<b>Contribution Income</b>			
Employer Contributions		33,286.67	31,383.05
Transfers In		2,051.85	0.00
<b>Total Income</b>		<u>89,107.71</u>	<u>31,062.82</u>
<b>Expenses</b>			
Accountancy Fees		3,520.00	0.00
Auditor's Remuneration		990.00	0.00
Bank Charges		22.00	0.00
		<u>4,532.00</u>	<u>0.00</u>
<b>Member Payments</b>			
Life Insurance Premiums		20,377.32	18,050.72
<b>Total Expenses</b>		<u>24,909.32</u>	<u>18,050.72</u>
<b>Benefits accrued as a result of operations before income tax</b>		<u>64,198.39</u>	<u>13,012.10</u>
Income Tax Expense	10	3,844.95	1,982.40
<b>Benefits accrued as a result of operations</b>		<u>60,353.44</u>	<u>11,029.70</u>



The Townview Superannuation Fund  
**Statement of Financial Position**



As at 30 June 2021

	Note	2021 \$	2020 \$
<b>Assets</b>			
<b>Investments</b>			
Precious Metals	2	24,792.37	3,860.42
Cryptocurrency	3	51,477.37	757.43
Shares in Unlisted Private Companies (Overseas)	4	83.13	0.00
<b>Total Investments</b>		<u>76,352.87</u>	<u>4,617.85</u>
<b>Other Assets</b>			
Cash at Bank		1,350.63	7,109.69
Coin Tree Cash Account		0.00	12,800.00
Sundry Debtors		12,096.05	3,574.02
<b>Total Other Assets</b>		<u>13,446.68</u>	<u>23,483.71</u>
<b>Total Assets</b>		<u>89,799.55</u>	<u>28,101.56</u>
Less:			
<b>Liabilities</b>			
Income Tax Payable		3,844.95	1,982.40
Sundry Creditors		0.00	518.00
<b>Total Liabilities</b>		<u>3,844.95</u>	<u>2,500.40</u>
<b>Net assets available to pay benefits</b>		<u>85,954.60</u>	<u>25,601.16</u>
Represented by:			
<b>Liability for accrued benefits allocated to members' accounts</b>	6, 7		
King, Michael - Accumulation		50,983.04	15,197.36
Chang, Muh-ling - Accumulation		34,971.56	10,403.80
<b>Total Liability for accrued benefits allocated to members' accounts</b>		<u>85,954.60</u>	<u>25,601.16</u>



# The Townview Superannuation Fund Members Statement

Michael King  
Unit 4 64-66 Whiting Street  
Artarmon, New South Wales, 2064, Australia

## Your Details

Date of Birth : Provided  
Age: 54  
Tax File Number: Not Provided  
Date Joined Fund: 01/07/2017  
Service Period Start Date: 01/07/1988  
Date Left Fund:  
Member Code: KINMIC00001A  
Account Start Date: 01/07/2017  
Account Phase: Accumulation Phase  
Account Description: Accumulation

Nominated Beneficiaries N/A  
Vested Benefits 50,983.04  
Total Death Benefit 50,983.04

## Your Balance

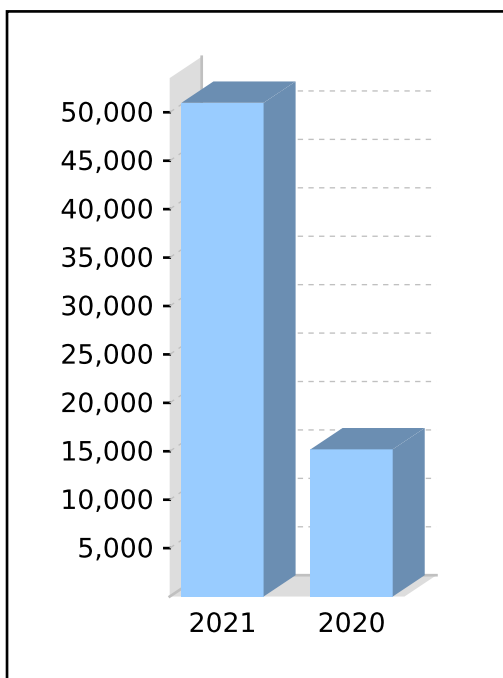
Total Benefits 50,983.04

### Preservation Components

Preserved 50,983.04  
Unrestricted Non Preserved  
Restricted Non Preserved

### Tax Components

Tax Free 2,687.64  
Taxable 48,295.40  
Investment Earnings Rate 163.96%



## Your Detailed Account Summary

	This Year	Last Year
Opening balance at 01/07/2020	15,197.36	5,813.22
<u>Increases to Member account during the period</u>		
Employer Contributions	18,942.95	22,491.05
Personal Contributions (Concessional)		
Personal Contributions (Non Concessional)		
Government Co-Contributions		
Other Contributions		
Proceeds of Insurance Policies		
Transfers In	2,051.85	
Net Earnings	28,793.91	(121.27)
Internal Transfer In		
<u>Decreases to Member account during the period</u>		
Pensions Paid		
Contributions Tax	2,841.44	3,373.66
Income Tax	(656.58)	(1,704.01)
No TFN Excess Contributions Tax		
Excess Contributions Tax		
Refund Excess Contributions		
Division 293 Tax		
Insurance Policy Premiums Paid	11,818.17	11,315.99
Management Fees		
Member Expenses		
Benefits Paid/Transfers Out		
Superannuation Surcharge Tax		
Internal Transfer Out		
Closing balance at 30/06/2021	50,983.04	15,197.36

*M. M.*

# The Townview Superannuation Fund Members Statement

Muh-ling Chang  
Unit 4 64-66 Whiting Street  
Artarmon, New South Wales, 2064, Australia

## Your Details

Date of Birth : Provided  
Age: 53  
Tax File Number: Not Provided  
Date Joined Fund: 30/06/2017  
Service Period Start Date:  
Date Left Fund:  
Member Code: CHAMUH00001A  
Account Start Date: 30/06/2017  
Account Phase: Accumulation Phase  
Account Description: Accumulation

Nominated Beneficiaries N/A  
Vested Benefits 34,971.56  
Total Death Benefit 34,971.56

## Your Balance

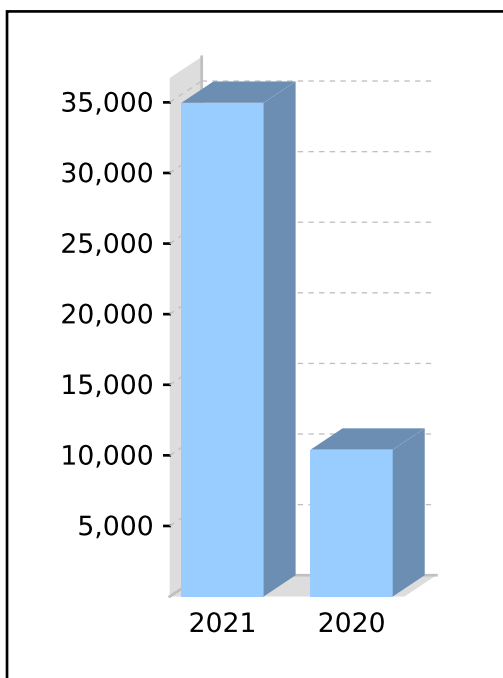
Total Benefits 34,971.56

### Preservation Components

Preserved 34,971.56  
Unrestricted Non Preserved  
Restricted Non Preserved

### Tax Components

Tax Free 3,911.62  
Taxable 31,059.94  
Investment Earnings Rate 164.13%



## Your Detailed Account Summary

	This Year	Last Year
Opening balance at 01/07/2020	10,403.80	8,758.24
<u>Increases to Member account during the period</u>		
Employer Contributions	14,343.72	8,892.00
Personal Contributions (Concessional)		
Personal Contributions (Non Concessional)		
Government Co-Contributions		
Other Contributions		
Proceeds of Insurance Policies		
Transfers In		
Net Earnings	20,443.28	(198.96)
Internal Transfer In		
<u>Decreases to Member account during the period</u>		
Pensions Paid		
Contributions Tax	2,151.56	1,333.80
Income Tax	(491.47)	(1,021.05)
No TFN Excess Contributions Tax		
Excess Contributions Tax		
Refund Excess Contributions		
Division 293 Tax		
Insurance Policy Premiums Paid	8,559.15	6,734.73
Management Fees		
Member Expenses		
Benefits Paid/Transfers Out		
Superannuation Surcharge Tax		
Internal Transfer Out		
Closing balance at 30/06/2021	34,971.56	10,403.80

*M. M.*

**Note 1: Summary of Significant Accounting Policies**

The trustees have prepared the financial statements on the basis that the superannuation fund is a non-reporting entity because there are no users dependent on general purpose financial statements. The financial statements are therefore special purpose financial statements that have been prepared in order to meet the requirements of the Superannuation Industry (Supervision) Act 1993 and accompanying Regulations, the trust deed of the fund and the needs of members.

The financial statements have also been prepared on a cash basis and are based on historical costs, except for investments, which have been measured at market values.

The following significant accounting policies, which are consistent with the policies applied in the previous period unless otherwise stated, have been adopted in the preparation of the financial statements.

The financial statements were authorised for issue by the Trustee(s).

**a. Measurement of Investments**

The fund initially recognises:

- (i) an investment when it controls the future economic benefits expected to flow from the asset. For financial assets, the trade date is considered to be the date on which control of the future economic benefits attributable to the asset passes to the fund; and
- (ii) a financial liability on the date it becomes a party to the contractual provisions of the instrument.

Investments of the fund have been measured at their market values, which refers to the amount that a willing buyer could reasonably be expected to pay to acquire the asset from a willing seller if the following assumptions were made:

- that the buyer and the seller deal with each other at arm's length in relation to the sale;
- that the sale occurred after proper marketing of the asset; and
- that the buyer and the seller acted knowledgeably and prudentially in relation to the sale.

Market values have been determined as follows:

- (i) shares and other securities listed on the Australian Securities Exchange by reference to the relevant market quotations at the end of the reporting period;
- (ii) units in managed funds by reference to the unit redemption price at the end of the reporting period;
- (iii) fixed-interest securities by reference to the redemption price at the end of the reporting period;
- (iv) unlisted investments are stated at trustees' assessment based on estimated market value at balance date or where necessary, an external valuer's opinion; and
- (v) investment properties at the trustees' assessment of the market value or where necessary a qualified independent valuer's opinion at the end of reporting period.

Financial liabilities, such as trade creditors and other payables, are measured at the gross value of the outstanding balance at the end of the reporting period. The trustees have determined that the gross values of the fund's financial liabilities are equivalent to their market values. Any remeasurement changes in the gross values of non-current financial liabilities (including liabilities for members' accrued benefits) are recognised in the operating statement in the periods in which they occur.

**b. Cash and Cash Equivalents**

Cash and cash equivalents include cash on hand and at call, deposits with banks and short-term, highly liquid investments that are readily convertible to cash and subject to an insignificant risk of change in value.

**c. Revenue**

Revenue is recognised at the fair value of the consideration received or receivable.

**Interest revenue**

Interest revenue is recognised in respect of fixed-interest securities, and cash and cash equivalent balances. Interest revenue is recognised upon receipt.

## Notes to the Financial Statements

For the year ended 30 June 2021

### Dividend revenue

Dividend revenue is recognised when the dividend has been paid or, in the case of dividend reinvestment schemes, when the dividend is credited to the benefit of the fund.

### Rental revenue

Rental revenue arising from operating leases on investment properties is recognised upon receipt.

### Distribution revenue

Distributions from unit trusts and managed funds are recognised as at the date the unit value is quoted ex-distribution and if not received at the end of the reporting period, are reflected in the statement of financial position as a receivable at market value.

### Remeasurement changes in market values

Remeasurement changes in the market values of assets are recognised as income and are determined as the difference between the market value at year-end or consideration received (if sold during the year) and the market value as at the prior year-end or cost (if the investment was acquired during the period).

### d. Liability for Accrued Benefits

The liability for accrued benefits represents the fund's present obligation to pay benefits to members and beneficiaries and has been calculated as the difference between the carrying amount of the assets and the carrying amount of the other payables and income tax liabilities as at the end of the reporting period.

### e. Critical Accounting Estimates and Judgements

The preparation of financial statements requires the trustees to make judgements, estimates and assumptions that affect the application of accounting policies and the reported amounts of assets and liabilities, income and expenses. Actual results may differ from these estimates.

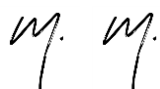
Estimates and underlying assumptions are reviewed on an ongoing basis. Revisions to accounting estimates are recognised in the period in which the estimate is revised and in any future period affected.

### Note 2: Precious Metals

	2021 \$	2020 \$
Gold Minted Bar	9,379.32	2,566.42
Platinum Coin	8,435.94	0.00
Silver Minted Coin	6,977.11	1,294.00
	24,792.37	3,860.42

### Note 3: Cryptocurrency

	2021 \$	2020 \$
Cardano	632.30	0.00
Bitcoin	7.58	0.00
BitShares	61.11	0.00



## Notes to the Financial Statements

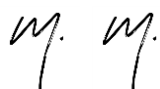
For the year ended 30 June 2021

Celer Network	57.60	0.00
DigiByte	191.36	0.00
ETHAN MINERALS LIMITED	0.00	23.47
Ethereum	1,328.12	0.00
FTX Token	167.12	0.00
Funtastic Limited	22,784.48	0.00
FUNToken	5,436.78	0.00
Hedera	245.63	0.00
IOST	49.08	0.00
IoTeX	40.53	0.00
LTC	0.00	4.99
Power Ledger	131.00	0.00
QuarkChain	355.42	0.00
Request	107.10	0.00
Siacoin	31.54	0.00
StormX	53.04	0.00
Theta Coin	15,938.77	728.97
TRON	972.30	0.00
Stellar	410.68	0.00
XRP	2,403.05	0.00
Verge	72.78	0.00
	51,477.37	757.43

### Note 4: Shares in Unlisted Private Companies (Overseas)

	2021 \$	2020 \$
Emerald Health Therapeutics	83.13	0.00
	83.13	0.00

### Note 6: Liability for Accrued Benefits



# Notes to the Financial Statements

For the year ended 30 June 2021

	2021 \$	2020 \$
Liability for accrued benefits at beginning of year	25,601.16	14,571.46
Benefits accrued as a result of operations	60,353.44	11,029.70
Current year member movements	0.00	0.00
Liability for accrued benefits at end of year	85,954.60	25,601.16

## Note 7: Vested Benefits

Vested benefits are benefits which are not conditional upon continued membership of the fund (or any factor other than resignation from the plan) and include benefits which members were entitled to receive had they terminated their fund membership as at the end of the reporting period.

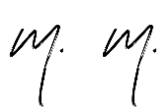
	2021 \$	2020 \$
Vested Benefits	85,954.60	25,601.16

## Note 8: Guaranteed Benefits

No guarantees have been made in respect of any part of the liability for accrued benefits.

## Note 9: Changes in Market Values Unrealised Movements in Market Value


	2021 \$	2020 \$
<b>Cryptocurrency</b>		
BitShares	(38.97)	0.00
Bitcoin	(4.15)	0.00
Cardano	127.80	0.00
Celer Network	(42.48)	0.00
DigiByte	(60.89)	0.00
ETHAN MINERALS LIMITED	(2.97)	2.97
Ethereum	141.43	0.00
FTX Token	(85.13)	0.00
FUNToken	2,984.09	0.00
Funtastic Limited	22,784.48	0.00



## Notes to the Financial Statements

For the year ended 30 June 2021

Hedera	(258.87)	0.00
IOST	(51.00)	0.00
IoTeX	(59.55)	0.00
LTC	0.96	(0.96)
Power Ledger	(121.25)	0.00
QuarkChain	(718.29)	0.00
Request	(145.15)	0.00
Siacoin	(18.50)	0.00
Stellar	(92.82)	0.00
StormX	(47.04)	0.00
TRON	468.80	0.00
Theta Coin	15,331.60	(9.84)
Verge	(27.30)	0.00
XRP	1,529.25	0.00
	41,594.05	(7.83)
<b>Precious Metals</b>		
Gold Minted Bar	(702.10)	(129.58)
Platinum Coin	(1,703.91)	0.00
Silver Minted Coin	(10.74)	(436.00)
	(2,416.75)	(565.58)
<b>Shares in Unlisted Private Companies (Overseas)</b>		
Emerald Health Therapeutics	(4,255.26)	0.00
	(4,255.26)	0.00
<b>Total Unrealised Movement</b>	34,922.04	(573.41)
<b>Realised Movements in Market Value</b>		
	<b>2021</b>	<b>2020</b>
	<b>\$</b>	<b>\$</b>
<b>Cryptocurrency</b>		
Bitcoin	(8,152.46)	0.00
ETHAN MINERALS LIMITED	2.97	113.52
Ethereum	1,553.52	0.00
FUNToken	925.81	0.00
LTC	0.45	(8.55)



# Notes to the Financial Statements

For the year ended 30 June 2021

QuarkChain	(717.06)	0.00
Theta Coin	25,689.72	34.31
XRP	(455.79)	0.00
	<u>18,847.15</u>	<u>139.28</u>
<b>Total Realised Movement</b>	<u>18,847.15</u>	<u>139.28</u>
<b>Total Market Movement</b>	<u>53,769.19</u>	<u>(434.13)</u>

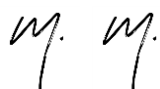
## Note 10: Income Tax Expense

	<b>2021</b>	<b>2020</b>
	<b>\$</b>	<b>\$</b>
The components of tax expense comprise		
Current Tax	3,844.95	1,982.40
Income Tax Expense	<u>3,844.95</u>	<u>1,982.40</u>

The prima facie tax on benefits accrued before income tax is reconciled to the income tax as follows:

Prima facie tax payable on benefits accrued before income tax at 15%	9,629.76	1,951.82
Less:		
Tax effect of:		
Non Taxable Transfer In	307.78	0.00
Increase in MV of Investments	5,238.31	0.00
Tax Losses Deducted	0.00	55.35
Realised Accounting Capital Gains	2,827.07	20.89
Add:		
Tax effect of:		
Decrease in MV of Investments	0.00	86.01
Net Capital Gains	2,588.40	20.85
Rounding	(0.05)	(0.04)
Income Tax on Taxable Income or Loss	<u>3,844.95</u>	<u>1,982.40</u>

Less credits:





# Notes to the Financial Statements

For the year ended 30 June 2021

---

Current Tax or Refund

3,844.95

1,982.40

*m. m.*

The Townview Superannuation Fund  
**Statement of Taxable Income**



For the year ended 30 June 2021

	2021
	\$
Benefits accrued as a result of operations	64,198.39
<b>Less</b>	
Non Taxable Transfer In	2,051.85
Increase in MV of investments	34,922.04
Realised Accounting Capital Gains	18,847.15
	<u>55,821.04</u>
<b>Add</b>	
Net Capital Gains	17,256.00
	<u>17,256.00</u>
SMSF Annual Return Rounding	(0.35)
	<u>25,633.00</u>
<b>Taxable Income or Loss</b>	<u>25,633.00</u>
Income Tax on Taxable Income or Loss	3,844.95
	<u>3,844.95</u>
<b>CURRENT TAX OR REFUND</b>	<u>3,844.95</u>
Supervisory Levy	259.00
Income Tax Instalments Paid	(1,982.40)
	<u>2,121.55</u>
<b>AMOUNT DUE OR REFUNDABLE</b>	<u>2,121.55</u>

*m. m.*

# The Townview Superannuation Fund Investment Summary Report



As at 30 June 2021

Investment	Units	Market Price	Market Value	Average Cost	Accounting Cost	Unrealised Gain/(Loss)	Gain/(Loss)%	Portfolio Weight%	
<b>Cash/Bank Accounts</b>									
Cash at Bank		1,350.630000	1,350.63	1,350.63	1,350.63			2.46 %	
			<b>1,350.63</b>		<b>1,350.63</b>			<b>2.46 %</b>	
<b>Cryptocurrency</b>									
BTC.COIN	Bitcoin	0.00	46,220.016600	7.58	71,524.39	11.73	(4.15)	(35.38) %	0.01 %
BTS.COIN	BitShares	1,027.00	0.059500	61.11	0.10	100.08	(38.97)	(38.94) %	0.11 %
ADA.COIN	Cardano	360.00	1.756400	632.30	1.40	504.50	127.80	25.33 %	1.15 %
CELR.COIN	Celer Network	1,504.00	0.038300	57.60	0.07	100.08	(42.48)	(42.45) %	0.10 %
DGB.COIN	DigiByte	3,052.00	0.062700	191.36	0.08	252.25	(60.89)	(24.14) %	0.35 %
Ethereum	Ethereum	0.46	2,918.945050	1,328.12	343.76	156.41	1,171.71	749.13 %	2.42 %
FTT.COIN	FTX Token	4.67	35.786600	167.12	54.01	252.25	(85.13)	(33.75) %	0.30 %
FUN.COIN	FUNToken	237,414.00	0.022900	5,436.78	0.01	2,452.69	2,984.09	121.67 %	9.90 %
HBAR.COIN	Hedera	1,003.00	0.244900	245.63	0.50	504.50	(258.87)	(51.31) %	0.45 %
IOST.COIN	IOST	1,722.00	0.028500	49.08	0.06	100.08	(51.00)	(50.96) %	0.09 %
IOTX.COIN	IoTeX	1,577.00	0.025700	40.53	0.06	100.08	(59.55)	(59.50) %	0.07 %
POWR.COIN	Power Ledger	562.00	0.233100	131.00	0.45	252.25	(121.25)	(48.07) %	0.24 %
QKC.COIN	QuarkChain	19,422.00	0.018300	355.42	0.06	1,073.71	(718.29)	(66.90) %	0.65 %
REQ.COIN	Request	1,517.00	0.070600	107.10	0.17	252.25	(145.15)	(57.54) %	0.20 %
SC.COIN	Siacoin	1,900.00	0.016600	31.54	0.03	50.04	(18.50)	(36.97) %	0.06 %
XLM.COIN	Stellar	1,137.00	0.361200	410.68	0.44	503.50	(92.82)	(18.43) %	0.75 %
STMX.COIN	StormX	2,156.00	0.024600	53.04	0.05	100.08	(47.04)	(47.00) %	0.10 %
Theta	Theta Coin	1,796.70	8.871137	15,938.77	0.34	617.01	15,321.76	2,483.23 %	29.02 %
TRX.COIN	TRON	11,074.00	0.087800	972.30	0.05	503.50	468.80	93.11 %	1.77 %
XVG.COIN	Verge	2,394.00	0.030400	72.78	0.04	100.08	(27.30)	(27.28) %	0.13 %
XRP	XRP	2,631.00	0.913359	2,403.05	0.33	873.80	1,529.25	175.01 %	4.38 %
			<b>28,692.89</b>		<b>8,860.87</b>	<b>19,832.02</b>	<b>223.82 %</b>	<b>52.25 %</b>	
<b>Precious Metals</b>									
GLD01	Gold Minted Bar	4.00	2,344.830000	9,379.32	2,552.75	10,211.00	(831.68)	(8.14) %	17.08 %

The Townview Superannuation Fund  
**Investment Summary Report**



As at 30 June 2021

Investment	Units	Market Price	Market Value	Average Cost	Accounting Cost	Unrealised Gain/(Loss)	Gain/(Loss)%	Portfolio Weight%	
Plat	Platinum Coin	6.00	1,405.990000	8,435.94	1,689.98	10,139.85	(1,703.91)	(16.80) %	15.36 %
Silv01	Silver Minted Coin	203.00	34.370000	6,977.11	36.57	7,423.85	(446.74)	(6.02) %	12.70 %
			<b>24,792.37</b>			<b>27,774.70</b>	<b>(2,982.33)</b>	<b>(10.74) %</b>	<b>45.14 %</b>
<b>Shares in Unlisted Private Companies (Overseas)</b>									
EMHTF	Emerald Health Therapeutics	499.00	0.166600	83.13	8.69	4,338.39	(4,255.26)	(98.08) %	0.15 %
			<b>83.13</b>			<b>4,338.39</b>	<b>(4,255.26)</b>	<b>(98.08) %</b>	<b>0.15 %</b>
			<b>54,919.02</b>			<b>42,324.59</b>	<b>12,594.43</b>	<b>29.76 %</b>	<b>100.00 %</b>

*m. m.*

## Trustees Declaration

---

The trustees have determined that the fund is not a reporting entity and that the special purpose financial statements should be prepared in accordance with the accounting policies described in Note 1 to the financial statements.

In the opinion of the trustees:

- (i) the financial statements and notes to the financial statements for the year ended 30 June 2021 present fairly, in all material respects, the financial position of the superannuation fund at 30 June 2021 and the results of its operations for the year then ended in accordance with the accounting policies described in Note 1 to the financial statements;
- (ii) the financial statements and notes to the financial statements have been prepared in accordance with the requirements of the trust deed; and
- (iii) the operation of the superannuation fund has been carried out in accordance with its trust deed and in compliance with the requirements of the Superannuation Industry (Supervision) Act 1993 and associated Regulations during the year ended 30 June 2021.

Signed in accordance with a resolution of the trustees by:

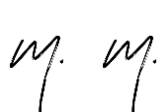
.....  
Michael King

Trustee

.....  
Muh-ling Chang

Trustee

Dated this ..... day of .....2022

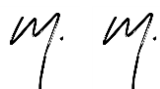


## Minutes of a meeting of the Trustee(s)

held on 18 March 2022 at Unit 4 64-66 Whiting Street, Artarmon, New South Wales  
2064

---

- PRESENT:** Michael King and Muh-ling Chang
- MINUTES:** The Chair reported that the minutes of the previous meeting had been signed as a true record.
- FINANCIAL STATEMENTS OF SUPERANNUATION FUND:** It was resolved that the financial statements would be prepared as special purpose financial statements as, in the opinion of the trustee(s), the superannuation fund is a non-reporting entity and therefore is not required to comply with all Australian Accounting Standards.
- The Chair tabled the financial statements and notes to the financial statements of the superannuation fund in respect of the year ended 30 June 2021 and it was resolved that such statements be and are hereby adopted as tabled.
- INVESTMENT STRATEGY:** The allocation of the fund's assets and the fund's investment performance over this financial year were reviewed and found to be within the acceptable ranges outlined in the investment strategy. After considering the risk, rate of return and liquidity of the investments and the ability of the fund to discharge its existing liabilities, it was resolved that the investment strategy continues to reflect the purposes and circumstances of the fund and its members. Accordingly, no changes in the investment strategy were required.
- INVESTMENT ACQUISITIONS:** It was resolved to ratify the investment acquisitions throughout the financial year ended 30 June 2021.
- AUDITORS:** It was resolved that
- Brendan Bastin
- of
- 160 Clarendon Drive, Somerville, Victoria 3912
- act as auditors of the Fund for the next financial year.
- CLOSURE:** All resolutions for this meeting were made in accordance with the SISA and Regulations.
- There being no further business the meeting then closed.
- Signed as a true record –
- .....
- Michael King
- Chairperson



The Townview Superannuation Fund



## Minutes of a meeting of the Trustee(s)

held on 18 March 2022 at Unit 4 64-66 Whiting Street, Artarmon, New South Wales

2064

---

*m. m.*

We have compiled the accompanying special purpose financial statements of the The Townview Superannuation Fund which comprise the statement of financial position as at 30/06/2021 the operating statement for the year then ended, a summary of significant accounting policies and other explanatory notes. The specific purpose for which the special purpose financial statements have been prepared is set out in Note 1 to the financial statements.

### **The Responsibility of the Trustee**

The Trustee of The Townview Superannuation Fund are solely responsible for the information contained in the special purpose financial statements, the reliability, accuracy and completeness of the information and for the determination that the financial reporting framework used is appropriate to meet their needs and for the purpose that the financial statements were prepared.

### **Our Responsibility**

On the basis of information provided by the Trustee, we have compiled the accompanying special purpose financial statements in accordance with the financial reporting framework as described in Note 1 to the financial statements and APES 315: Compilation of Financial Information.

We have applied our expertise in accounting and financial reporting to compile these financial statements in accordance with the financial reporting framework described in Note 1 to the financial statements. We have complied with the relevant ethical requirements of APES 110: Code of Ethics for Professional Accountants.

### **Assurance Disclaimer**

Since a compilation engagement is not an assurance engagement, we are not required to verify the reliability, accuracy or completeness of the information provided to us by management to compile these financial statements. Accordingly, we do not express an audit opinion or a review conclusion on these financial statements.

The special purpose financial statements were compiled exclusively for the benefit of the directors of the trustee company who are responsible for the reliability, accuracy and completeness of the information used to compile them. We do not accept responsibility for the contents of the special purpose financial statements.

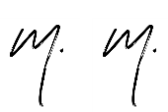
Quantum Advisory

of

226 George Street, WINDSOR, New South Wales 2756

Signed:

Dated: 17/06/2022





Document electronically signed



[www.fusesign.com](http://www.fusesign.com)

## Document Details

<b>Document ID</b>	f2bf7abb-a38d-4e23-b688-d7df2b6114da
<b>Document Bundle ID</b>	c836b749-b86c-4cd8-903f-35439ba51e55
<b>Uploaded to FuseSign</b>	2022-06-27 10:14 +11:00
<b>FuseSign subscriber</b>	Quantum Advisory
<b>Initiator email</b>	melissa@qagroup.com.au
<b>Signed by</b>	Marueen King (maureen@townview.com.au), Michael King (maureen@townview.com.au)
<b>System finalisation</b>	2022-08-23 11:07 +11:00
<b>Verify URL</b>	<a href="https://app.fuse.work/fusesign/verify/f2bf7abb-a38d-4e23-b688-d7df2b6114da">https://app.fuse.work/fusesign/verify/f2bf7abb-a38d-4e23-b688-d7df2b6114da</a>

## Document Signers

### Signer 1

**Name** Marueen King  
**Email** maureen@townview.com.au  
**Mobile** N/A  
**IP Address** 159.196.170.111  
**Verification Mode** Email Code



---

### Signer 2

**Name** Michael King  
**Email** maureen@townview.com.au  
**Mobile** N/A  
**IP Address** 4.35.210.206  
**Verification Mode** Email Code



---

## DOCUMENT AUDIT LOG

DATE TIME	USER	TRANSACTION
2022-06-27 10:14 +11:00	MELISSA@QAGROUP.COM.AU	DOCUMENT BUNDLE CREATED BY MELISSA ROACH (MELISSA@QAGROUP.COM.AU)
2022-06-27 10:14 +11:00	SYSTEM	EMAILS SENT TO: MAUREEN@TOWNVIEW.COM.AU (5 DOCUMENTS - 3 ACTIONS) MIKE@TOWNVIEW.COM.AU (5 DOCUMENTS - 5 ACTIONS)
2022-06-27 11:36 +11:00	MARUEEN KING	EMAIL VERIFICATION REQUESTED TO EMAIL MAUREEN@TOWNVIEW.COM.AU
2022-06-27 11:36 +11:00	MARUEEN KING	CODE ENTERED AND VERIFIED
2022-06-27 11:36 +11:00	MARUEEN KING	LINK OPENED FROM IP 49.183.149.17
2022-07-15 12:54 +11:00	BEATRICE@QAGROUP.COM.AU	REMINDER SENT TO MARUEEN KING VIA MAUREEN@TOWNVIEW.COM.AU (3 ACTIONS)
2022-07-15 12:54 +11:00	BEATRICE@QAGROUP.COM.AU	REMINDER SENT TO MICHAEL KING VIA MIKE@TOWNVIEW.COM.AU (5 ACTIONS)
2022-07-18 11:23 +11:00	MARUEEN KING	EMAIL VERIFICATION REQUESTED TO EMAIL MAUREEN@TOWNVIEW.COM.AU
2022-07-18 11:24 +11:00	MARUEEN KING	CODE ENTERED AND VERIFIED
2022-07-18 11:24 +11:00	MARUEEN KING	LINK OPENED FROM IP 159.196.170.111
2022-07-18 11:30 +11:00	MARUEEN KING	LINK OPENED FROM IP 159.196.170.111
2022-07-18 11:32 +11:00	MARUEEN KING	DOCUMENT SIGNED: 2021 FINANCIAL STATEMENTS - TOWNVIEW SUPERANNUATION FUND
2022-07-18 11:34 +11:00	MARUEEN KING	MARUEEN KING HAS COMPLETED BUNDLE C836B749-B86C-4CD8-903F-35439BA51E55
2022-07-18 11:38 +11:00	MARUEEN KING	LINK OPENED FROM IP 159.196.170.111
2022-07-18 16:29 +11:00	MELISSA@QAGROUP.COM.AU	REMINDER SENT TO MICHAEL KING VIA MIKE@TOWNVIEW.COM.AU (5 ACTIONS)
2022-07-28 12:30 +11:00	BEATRICE@QAGROUP.COM.AU	REMINDER SENT TO MICHAEL KING VIA MIKE@TOWNVIEW.COM.AU (5 ACTIONS)
2022-08-04 17:09 +11:00	BEATRICE@QAGROUP.COM.AU	REMINDER SENT TO MICHAEL KING VIA MIKE@TOWNVIEW.COM.AU (5 ACTIONS)
2022-08-18 16:09 +11:00	BEATRICE@QAGROUP.COM.AU	REMINDER SENT TO MICHAEL KING VIA MIKE@TOWNVIEW.COM.AU (5 ACTIONS)
2022-08-22 11:10 +11:00	MARLEE@QAGROUP.COM.AU	REMINDER SENT TO MICHAEL KING VIA MAUREEN@TOWNVIEW.COM.AU (5 ACTIONS)
2022-08-23 11:02 +11:00	MICHAEL KING	EMAIL VERIFICATION REQUESTED TO EMAIL MAUREEN@TOWNVIEW.COM.AU
2022-08-23 11:02 +11:00	MICHAEL KING	CODE ENTERED AND VERIFIED
2022-08-23 11:03 +11:00	MICHAEL KING	LINK OPENED FROM IP 4.35.210.206
2022-08-23 11:06 +11:00	MICHAEL KING	DOCUMENT SIGNED: 2021 FINANCIAL STATEMENTS - TOWNVIEW SUPERANNUATION FUND
2022-08-23 11:07 +11:00	SYSTEM	FINALISING DOCUMENT (F2BF7ABB-A38D-4E23-B688-D7DF2B6114DA)

## More Information

For more information on electronic signatures and to validate this document was signed by the parties listed above, please visit [www.fusesign.com](http://www.fusesign.com)

# SMSF Tax Return

**2021**

1 Jul 2020—30 Jun 2021

TFN Recorded

**PART A** ELECTRONIC LODGMENT DECLARATION (FORM P, T, F, SMSF OR EX)

This declaration is to be completed where the tax return is to be lodged via the Tax Office's electronic lodgment service (ELS). It is the responsibility of the taxpayer to retain this declaration for a period of five years after the declaration is made, penalties may apply for failure to do so.

**Privacy**

The ATO is authorised by the *Taxation Administration Act 1953* to request the provision of tax file numbers (TFNs). The ATO will use the TFNs to identify each partner or beneficiary or entity in our records. It is not an offence not to provide the TFNs. However, you cannot lodge your tax return electronically if you do not quote your TFN.

Taxation law authorises the ATO to collect information and to disclose it to other government agencies. For information about your privacy go to [ato.gov.au/privacy](http://ato.gov.au/privacy)

**The Australian Business Register**

The Commissioner of Taxation, as Registrar of the Australian Business Register, may use the ABN and business details which you provide on this tax return to maintain the integrity of the register.

Please refer to the privacy statement on the Australian Business Register (ABR) website ([www.abr.gov.au](http://www.abr.gov.au)) for further information – it outlines our commitment to safeguarding your details.

**Electronic Funds Transfer – Direct Debit**

Where you have requested an EFT direct debit some of your details will be provided to your financial institution and the Tax Office's sponsor bank to facilitate the payment of your taxation liability from your nominated account.

<u>Tax File Number</u>	<u>Name of partnership, trust, fund or entity</u>	<u>Year</u>
TFN Recorded	The Townview Superannuation Fund	2021

I authorise my tax agent to electronically transmit this tax return via the electronic lodgment service.

**Important**

Before making this declaration please check to ensure that all income has been disclosed and the tax return is true and correct in every detail. If you are in doubt about any aspect of the tax return, place all the facts before the Tax Office. The tax law provides heavy penalties for false or misleading statements on tax returns.

**Declaration - I declare that:**

- the information provided to my registered tax agent for the preparation of this tax return, including any applicable schedules is true and correct, and
- the agent is authorised to lodge this tax return.

Signature of partner, trustee or director	Date
---	------



**PART B ELECTRONIC FUNDS TRANSFER CONSENT**

This declaration is to be completed when an electronic funds transfer EFT of a refund is requested and the tax return is being lodged through the electronic lodgment service ELS.

This declaration must be signed by the taxpayer prior to the EFT details being transmitted to the Tax Office. If you elect for an EFT, all details below must be completed.

**Important**

Care should be taken when completing EFT details as the payment of any refund, including any family tax benefit, will be made to the account specified.

Agent Ref No.	Account Name
18347004	The Townview Superannuation Fund

I authorise the refund to be deposited directly to the account specified.

Signature	Date
-----------	------

**PART D TAX AGENTS CERTIFICATE (SHARED FACILITIES USERS ONLY)**

Client Ref	Agent Ref No.	Contact Name	Contact No.
	18347004	Quantum Accounting Group	02 4577 6565

**Declaration - I declare that:**

- I have prepared this tax return and/or family tax benefit tax claim in accordance with the information supplied by the taxpayer
- I have received a declaration made by the taxpayer that the information provided to me for the preparation of this document is true and correct, and
- I am authorised by the taxpayer to lodge this tax return and any applicable schedules that are attached.

Agent's Signature	Date
-------------------	------



## Section A: Fund information

Period start 01/07/2020

Period end 30/06/2021

**1 TAX FILE NUMBER** TFN Recorded

**2 NAME OF SELF-MANAGED SUPERANNUATION FUND (SMSF)** The Townview Superannuation Fund

**3 AUSTRALIAN BUSINESS NUMBER** 29 184 685 026

**4 CURRENT POSTAL ADDRESS**

Address	Town/City	State	Postcode
C/- Quantum Accounting Group PO Box 101	WINDSOR	NSW	2756

**5 ANNUAL RETURN STATUS**

Is this the first required return for a newly registered SMSF? No

**6 SMSF AUDITOR**

Title Mr

First name Brendan

Family name Bastin

SMSF auditor number 100171355

Contact number 04-17469794

Auditor Address	Town/City	State	Postcode
160 Clarendon Drive	SOMERVILLE	VIC	3912

Date audit was completed **A** 22/06/2022

Was part A of the audit report qualified? **B** No

Was part B of the audit report qualified? **C** No

**7 ELECTRONIC FUNDS TRANSFER (EFT)**

**A. Fund's financial institution account details**

BSB number 062227

Account number 10186181

Account name The Townview Superannuation Fund

I would like my tax refunds made to this account Yes

**C. Electronic service address alias** AUSPOSTSMSF

**8 STATUS OF SMSF**

Australian superannuation fund? **A** Yes

Fund benefit structure **B** A

Does the fund trust deed allow acceptance of the Government's Super Co-contribution and Low Income Super Contribution? **C** Yes

## Section B: Income

### 11 INCOME

#### Prior year losses brought forward

Did you have a CGT event during the year?	<b>G</b>	Yes
Have you applied an exemption or rollover?	<b>M</b>	No
Net capital gain	<b>A</b>	\$17,256.00
<b>Assessable contributions</b>	(R1 + R2 + R3 less R6) <b>R</b>	\$33,286.00
Assessable employer contributions	<b>R1</b>	\$33,286.00
Assessable personal contributions	<b>R2</b>	\$0.00
No-TFN-quoted contributions	<b>R3</b>	\$0.00
<b>Gross income</b>	<b>W</b>	<b>\$50,542.00</b>
<b>Total assessable income</b>	<b>V</b>	<b>\$50,542.00</b>

## Section C: Deductions and non-deductible expenses

### 12 DEDUCTIONS

		Deductions	Non-Deductible Expenses
Insurance premiums – members	<b>F1</b>	\$20,377.00	<b>F2</b>
SMSF auditor fee	<b>H1</b>	\$990.00	<b>H2</b>
Management and administration expenses	<b>J1</b>	\$3,542.00	<b>J2</b>
<b>Totals</b>	<b>N</b>	<b>\$24,909.00</b>	<b>Y</b>
<b>Total SMSF expenses</b>		(N + Y) <b>Z</b>	<b>\$24,909.00</b>
<b>Taxable income or loss</b>		(TOTAL ASSESSABLE INCOME less TOTAL DEDUCTIONS) <b>O</b>	<b>\$25,633.00</b>

## Section D: Income tax calculation statement

### 13 CALCULATION STATEMENT

Taxable income	<b>A</b>	\$25,633.00
Tax on taxable income	<b>T1</b>	\$3,844.95
Tax on no-TFN-quoted contributions	<b>J</b>	\$0.00
Gross tax	<b>B</b>	\$3,844.95
<b>Subtotal</b>	(B less C – cannot be less than zero) <b>T2</b>	<b>\$3,844.95</b>
<b>Non-refundable carry forward tax offsets</b>	(D1 + D2 + D3 + D4) <b>D</b>	\$0.00
Early stage venture capital limited partnership tax offset	<b>D1</b>	\$0.00
Early stage venture capital limited partnership tax offset carried forward from previous year	<b>D2</b>	\$0.00
Early stage investor tax offset	<b>D3</b>	\$0.00
Early stage investor tax offset carried forward from previous year	<b>D4</b>	\$0.00
<b>Subtotal</b>	(T2 less D – cannot be less than zero) <b>T3</b>	<b>\$3,844.95</b>

REFUNDABLE TAX OFFSETS	(E1 + E2 + E3 + E4)	E	\$0.00
Complying fund's franking credits tax offset		E1	\$0.00
Exploration credit tax offset		E4	\$0.00
Tax Payable		T5	\$3,844.95
Eligible credits	(H1 + H2 + H3 + H5 + H6 + H8)	H	\$0.00
Credit for TFN amounts withheld from payments from closely held trusts		H5	\$0.00
Credit for amounts withheld from foreign resident capital gains withholding		H8	\$0.00
Tax offset refunds (Remainder of refundable tax offsets)		I	\$0.00
PAYG instalments raised		K	\$1,018.00
Supervisory levy		L	\$259.00
Supervisory levy adjustment for wound up funds		M	\$0.00
Supervisory levy adjustment for new funds		N	\$0.00
<b>Amount payable</b>		<b>S</b>	<b>\$3,085.95</b>

## Section H: Assets and liabilities

<b>15</b>	<b>ASSETS</b>		
<b>15b</b>	<b>Australian direct investments</b>		
	Cash and term deposits	E	\$1,350.00
	Other assets	O	\$36,888.00
<b>15c</b>	<b>Other investments</b>		
	Crypto-Currency	N	\$51,477.00
<b>15d</b>	<b>Overseas direct investments</b>		
	Overseas shares	P	\$83.00
	<b>Total Australian and overseas assets</b>	<b>U</b>	<b>\$89,798.00</b>
<b>16</b>	<b>LIABILITIES</b>		
	Total member closing account balances	W	\$85,954.00
	Other liabilities	Y	\$3,844.00
	<b>Total liabilities</b>	<b>Z</b>	<b>\$89,798.00</b>

## Section K: Declarations

### PREFERRED TRUSTEE OR DIRECTOR CONTACT DETAILS

Title	Mr
First name	Michael
Family name	King
Contact number	02 45776565
Email address	mike@townview.com.au

**TAX AGENT'S CONTACT DETAILS**

---

Practice name	Quantum Advisory
Title	Mr
First name	Gavin
Other name	James
Family name	Teiffel
Contact number	02 45776565

---



**Member 1 — King, Michael (TFN Recorded)**

Account status		Open
Tax File Number		TFN Recorded
<b>INDIVIDUAL NAME</b>		
Title		Mr
Given name		Michael
Other given names		
Family name		King
Suffix		
Date of birth		27 Jul 1966
Date of death		
<b>CONTRIBUTIONS</b>		
Opening account balance		\$15,197.36
Employer contributions	<b>A</b>	\$18,942.95
Principal Employer ABN	<b>A1</b>	
Personal contributions	<b>B</b>	
CGT small business retirement exemption	<b>C</b>	
CGT small business 15 year exemption	<b>D</b>	
Personal injury election	<b>E</b>	
Spouse and child contributions	<b>F</b>	
Other third party contributions	<b>G</b>	
Proceeds from primary residence disposal	<b>H</b>	
Receipt date	<b>H1</b>	
Assessable foreign superannuation fund amount	<b>I</b>	
Non-assessable foreign superannuation fund amount	<b>J</b>	
Transfer from reserve: assessable amount	<b>K</b>	
Transfer from reserve: non-assessable amount	<b>L</b>	
Contributions from non-complying funds and previously non-complying funds	<b>T</b>	
Any other contributions (including Super Co-contributions and Low Income Super Contributions)	<b>M</b>	
<b>Total Contributions</b>	<b>N</b>	<b>\$18,942.95</b>

**OTHER TRANSACTIONS**

Allocated earnings or losses	<b>O</b>	\$14,790.88
Inward rollovers and transfers	<b>P</b>	\$2,051.85
Outward rollovers and transfers	<b>Q</b>	
TRIS Count		
Accumulation phase account balance	<b>S1</b>	\$50,983.04
Retirement phase account balance - Non CDBIS	<b>S2</b>	
Retirement phase account balance - CDBIS	<b>S3</b>	
Accumulation phase value	<b>X1</b>	
Retirement phase value	<b>X2</b>	
Outstanding Limited recourse borrowing arrangement	<b>Y</b>	
Lump Sum payment	<b>R1</b>	
Income stream payment	<b>R2</b>	
<b>Closing account balance</b>	<b>S</b>	<b>\$50,983.04</b>

**Member 2 — Chang, Muh-ling (TFN Recorded)**

Account status		Open
Tax File Number		TFN Recorded
<b>INDIVIDUAL NAME</b>		
Title		Madam
Given name		Muh-ling
Other given names		
Family name		Chang
Suffix		
Date of birth		18 Jan 1968
Date of death		
<b>CONTRIBUTIONS</b>		
Opening account balance		\$10,403.80
Employer contributions	<b>A</b>	\$14,343.72
Principal Employer ABN	<b>A1</b>	
Personal contributions	<b>B</b>	
CGT small business retirement exemption	<b>C</b>	
CGT small business 15 year exemption	<b>D</b>	
Personal injury election	<b>E</b>	
Spouse and child contributions	<b>F</b>	
Other third party contributions	<b>G</b>	
Proceeds from primary residence disposal	<b>H</b>	
Receipt date	<b>H1</b>	
Assessable foreign superannuation fund amount	<b>I</b>	
Non-assessable foreign superannuation fund amount	<b>J</b>	
Transfer from reserve: assessable amount	<b>K</b>	
Transfer from reserve: non-assessable amount	<b>L</b>	
Contributions from non-complying funds and previously non-complying funds	<b>T</b>	
Any other contributions (including Super Co-contributions and Low Income Super Contributions)	<b>M</b>	
<b>Total Contributions</b>	<b>N</b>	<b>\$14,343.72</b>

**OTHER TRANSACTIONS**

Allocated earnings or losses	<b>O</b>	\$10,224.04
Inward rollovers and transfers	<b>P</b>	
Outward rollovers and transfers	<b>Q</b>	
TRIS Count		
Accumulation phase account balance	<b>S1</b>	\$34,971.56
Retirement phase account balance - Non CDBIS	<b>S2</b>	
Retirement phase account balance - CDBIS	<b>S3</b>	
Accumulation phase value	<b>X1</b>	
Retirement phase value	<b>X2</b>	
Outstanding Limited recourse borrowing arrangement	<b>Y</b>	
Lump Sum payment	<b>R1</b>	
Income stream payment	<b>R2</b>	
<b>Closing account balance</b>	<b>S</b>	<b>\$34,971.56</b>

# Capital Gains Tax Schedule

1 CURRENT YEAR CAPITAL GAINS AND CAPITAL LOSSES	Capital gains	Capital losses
Shares in companies listed on an Australian securities exchange	<b>A</b>	<b>K</b>
Other shares	<b>B</b>	<b>L</b>
Units in unit trusts listed on an Australian securities exchange	<b>C</b>	<b>M</b>
Other units	<b>D</b>	<b>N</b>
Real estate situated in Australia	<b>E</b>	<b>O</b>
Other real estate	<b>F</b>	<b>P</b>
Amount of capital gains from a trust (including a managed fund)	<b>G</b>	
Collectables	<b>H</b>	<b>Q</b>
Other CGT assets and any other CGT events	<b>I</b>	<b>R</b>
	\$29,288.00	\$10,442.00
Amount of capital gain previously deferred under transitional CGT relief for superannuation funds	<b>S</b>	\$0.00
<b>Total current year</b>	<b>J</b>	<b>A</b>
	\$29,288.00	\$10,442.00
<b>2 CAPITAL LOSSES</b>		
Total current year capital losses applied		<b>B</b>
		\$10,442.00
Total prior year net capital losses applied		<b>C</b>
Total capital losses transferred in applied (only for transfers involving a foreign bank branch or permanent establishment of a foreign financial entity)		<b>D</b>
Total capital losses applied		<b>E</b>
		\$10,442.00
<b>3 UNAPPLIED NET CAPITAL LOSSES CARRIED FORWARD</b>		
Net capital losses from collectables carried forward to later income years		<b>A</b>
Other net capital losses carried forward to later income years		<b>B</b>
<b>4 CGT DISCOUNT</b>		
Total CGT discount applied		<b>A</b>
		\$1,590.00
<b>5 CGT CONCESSIONS FOR SMALL BUSINESS</b>		
Small business active asset reduction		<b>A</b>
Small business retirement exemption		<b>B</b>
Small business rollover		<b>C</b>
Total small business concessions applied		<b>D</b>
		\$0.00
<b>6 NET CAPITAL GAIN</b>		
		<b>A</b>
		\$17,256.00
1J less 2E less 4A less 5D (cannot be less than zero). Amount will appear at label A, Net capital gain on your tax return		
<b>7 EARNOUT ARRANGEMENTS</b>		
Income year earnout right created		<b>F</b>
Amended net capital gain or capital losses carried forward		<b>G</b>

**8 OTHER CGT INFORMATION REQUIRED (IF APPLICABLE)**

Small business 15 year exemption – exempt capital gains	<b>A</b>
Capital gains disregarded by a foreign resident	<b>B</b>
Capital gains disregarded as a result of a scrip for scrip rollover	<b>C</b>
Capital gains disregarded as a result of an inter-company asset rollover	<b>D</b>
Capital gains disregarded by a demerging entity	<b>E</b>

# Worksheets

## 13 CALCULATION STATEMENT

### D1 Early stage venture capital limited partnership tax offset

Description	Amount
Imported from SF360	\$0.00
<b>Total</b>	<b>\$0.00</b>

### D2 Early stage venture capital limited partnership tax offset carried forward from previous year

Description	Amount
Imported from SF360	\$0.00
<b>Total</b>	<b>\$0.00</b>

### D3 Early stage investor tax offset

Description	Amount
Imported from SF360	\$0.00
<b>Total</b>	<b>\$0.00</b>

### D4 Early stage investor tax offset carried forward from previous year

Description	Amount
Imported from SF360	\$0.00
<b>Total</b>	<b>\$0.00</b>

### H5 Credit for TFN amounts withheld from payments from closely held trusts

Description	Amount
Imported from SF360	\$0.00
<b>Total</b>	<b>\$0.00</b>

### H8 Credit for amounts withheld from foreign resident capital gains withholding

Description	Amount
Imported from SF360	\$0.00
<b>Total</b>	<b>\$0.00</b>

## K PAYG INSTALMENTS RAISED

Description	Amount
Quarter1	\$0.00
Quarter2	\$0.00
Quarter3	\$156.00
Quarter4	\$862.00
<b>Total</b>	<b>\$1,018.00</b>

Document electronically signed



[www.fusesign.com](http://www.fusesign.com)

## Document Details

<b>Document ID</b>	9a72e3e2-0632-4e5a-9861-98168770862a
<b>Document Bundle ID</b>	c836b749-b86c-4cd8-903f-35439ba51e55
<b>Uploaded to FuseSign</b>	2022-06-27 10:14 +11:00
<b>FuseSign subscriber</b>	Quantum Advisory
<b>Initiator email</b>	melissa@qagroup.com.au
<b>Signed by</b>	Michael King (maureen@townview.com.au)
<b>System finalisation</b>	2022-08-23 11:07 +11:00
<b>Verify URL</b>	<a href="https://app.fuse.work/fusesign/verify/9a72e3e2-0632-4e5a-9861-98168770862a">https://app.fuse.work/fusesign/verify/9a72e3e2-0632-4e5a-9861-98168770862a</a>

## Document Signers

### Signer 1

<b>Name</b>	Michael King
<b>Email</b>	maureen@townview.com.au
<b>Mobile</b>	N/A
<b>IP Address</b>	4.35.210.206
<b>Verification Mode</b>	Email Code



---



## DOCUMENT AUDIT LOG

DATE TIME	USER	TRANSACTION
2022-06-27 10:14 +11:00	MELISSA@QAGROUP.COM.AU	DOCUMENT BUNDLE CREATED BY MELISSA ROACH (MELISSA@QAGROUP.COM.AU)
2022-06-27 10:14 +11:00	SYSTEM	EMAILS SENT TO: MAUREEN@TOWNVIEW.COM.AU (5 DOCUMENTS - 3 ACTIONS) MIKE@TOWNVIEW.COM.AU (5 DOCUMENTS - 5 ACTIONS)
2022-07-15 12:54 +11:00	BEATRICE@QAGROUP.COM.AU	REMINDER SENT TO MARUEEN KING VIA MAUREEN@TOWNVIEW.COM.AU (3 ACTIONS)
2022-07-15 12:54 +11:00	BEATRICE@QAGROUP.COM.AU	REMINDER SENT TO MICHAEL KING VIA MIKE@TOWNVIEW.COM.AU (5 ACTIONS)
2022-07-18 16:29 +11:00	MELISSA@QAGROUP.COM.AU	REMINDER SENT TO MICHAEL KING VIA MIKE@TOWNVIEW.COM.AU (5 ACTIONS)
2022-07-28 12:30 +11:00	BEATRICE@QAGROUP.COM.AU	REMINDER SENT TO MICHAEL KING VIA MIKE@TOWNVIEW.COM.AU (5 ACTIONS)
2022-08-04 17:09 +11:00	BEATRICE@QAGROUP.COM.AU	REMINDER SENT TO MICHAEL KING VIA MIKE@TOWNVIEW.COM.AU (5 ACTIONS)
2022-08-18 16:09 +11:00	BEATRICE@QAGROUP.COM.AU	REMINDER SENT TO MICHAEL KING VIA MIKE@TOWNVIEW.COM.AU (5 ACTIONS)
2022-08-22 11:10 +11:00	MARLEE@QAGROUP.COM.AU	REMINDER SENT TO MICHAEL KING VIA MAUREEN@TOWNVIEW.COM.AU (5 ACTIONS)
2022-08-23 11:02 +11:00	MICHAEL KING	EMAIL VERIFICATION REQUESTED TO EMAIL MAUREEN@TOWNVIEW.COM.AU
2022-08-23 11:02 +11:00	MICHAEL KING	CODE ENTERED AND VERIFIED
2022-08-23 11:03 +11:00	MICHAEL KING	LINK OPENED FROM IP 4.35.210.206
2022-08-23 11:07 +11:00	MICHAEL KING	DOCUMENT SIGNED: 2021_SMSF_THETOWNVIEWSUPERANNUATIONFUND
2022-08-23 11:07 +11:00	MICHAEL KING	MICHAEL KING HAS COMPLETED BUNDLE C836B749-B86C-4CD8-903F-35439BA51E55
2022-08-23 11:07 +11:00	SYSTEM	FINALISING DOCUMENT (9A72E3E2-0632-4E5A-9861-98168770862A)

## More Information

For more information on electronic signatures and to validate this document was signed by the parties listed above, please visit [www.fusesign.com](http://www.fusesign.com)