

WEATHERFORD SUPER FUND
Operating Statement

For the year ended 30 June 2018

	Note	2018	2017
		\$	\$
Income			
Investment Income			
Trust Distributions	12	54,740.06	6,295.71
Dividends Received	11	4,443.40	3,292.52
Interest Received		37,113.53	2,941.65
Other Investment Income		971.41	0.00
Investment Gains			
Changes in Market Values	13	38,098.25	(12,302.99)
Contribution Income			
Employer Contributions		0.00	70,531.44
Personal Non Concessional		0.00	1,080,000.00
Other Contributions		0.00	500,000.00
Total Income		<u>135,366.65</u>	<u>1,650,758.33</u>
Expenses			
Accountancy Fees		4,774.00	0.00
Administration Costs		0.00	956.62
ATO Supervisory Levy		518.00	0.00
Auditor's Remuneration		550.00	0.00
Bank Charges		0.00	10.00
Formation Cost		0.00	108.00
Portfolio Management Fees		1,950.00	0.00
Member Payments			
Pensions Paid		108,000.00	40,000.00
Total Expenses		<u>115,792.00</u>	<u>41,074.62</u>
Benefits accrued as a result of operations before income tax		<u>19,574.65</u>	<u>1,609,683.71</u>
Income Tax Expense	14	(7,695.32)	12,642.15
Benefits accrued as a result of operations		<u>27,269.97</u>	<u>1,597,041.56</u>

WEATHERFORD SUPER FUND

Detailed Operating Statement

For the year ended 30 June 2018

	2018 \$	2017 \$
Income		
Investment Income		
Trust Distributions		
Distributions Received	0.00	6,295.71
Investors Mutual Australian Share F	5,074.85	0.00
Magellan Global Fund	4,266.25	0.00
Netwealth Wrap Service	21,058.34	0.00
PIMCO Div Fixed Int Fd - Ws Class	3,541.00	0.00
RARE Infrast Value Fund - Unhedged	5,412.34	0.00
SGH ICE	3,011.64	0.00
Vanguard Aus Prop Secs Index Fd	4,244.71	0.00
Vanguard Conservative Index Fund	6,112.77	0.00
Vanguard International Shares Index	2,018.16	0.00
	<u>54,740.06</u>	<u>6,295.71</u>
Dividends Received		
Australia And New Zealand Banking Group Limited	992.00	0.00
Bendigo And Adelaide Bank Limited	1,173.00	0.00
Dividends Received	0.00	3,292.52
National Australia Bank Limited	1,188.00	0.00
Westpac Banking Corporation	1,090.40	0.00
	<u>4,443.40</u>	<u>3,292.52</u>
Interest Received		
Macquarie Bank #0921	6,565.86	2,941.65
Term Deposits - Macquarie	30,547.67	0.00
	<u>37,113.53</u>	<u>2,941.65</u>
Other Investment Income		
Other Income	971.41	0.00
	<u>971.41</u>	<u>0.00</u>
Contribution Income		
Employer Contributions - Concessional		
Glenn Weatherford	0.00	34,185.34
Gwenda Weatherford	0.00	36,346.10
	<u>0.00</u>	<u>70,531.44</u>
Personal Contributions - Non Concessional		
Glenn Weatherford	0.00	540,000.00
Gwenda Weatherford	0.00	540,000.00
	<u>0.00</u>	<u>1,080,000.00</u>
Other Contributions		
Glenn Weatherford	0.00	250,000.00
Gwenda Weatherford	0.00	250,000.00
	<u>0.00</u>	<u>500,000.00</u>
Investment Gains		
Realised Movements in Market Value		
Units in Unlisted Unit Trusts (Australian)		
Bult Unit Trust	(156.67)	0.00
	<u>(156.67)</u>	<u>0.00</u>
Unrealised Movements in Market Value		
Fixed Interest Securities (Australian)		
Vanguard International Shares Index	7,272.82	0.00

Refer to compilation report

WEATHERFORD SUPER FUND

Detailed Operating Statement

For the year ended 30 June 2018

	2018 \$	2017 \$
	7,272.82	0.00
Managed Investments (Australian)		
Netwealth Wrap Service	18,167.43	0.00
	18,167.43	0.00
Shares in Listed Companies (Australian)		
Australia And New Zealand Banking Group Limited	(297.60)	0.00
Bendigo And Adelaide Bank Limited	(408.00)	0.00
Betashares Ftse Rafi Australia 200 Etf	614.52	0.00
Ishares Msci Emerging Markets Etf	191.72	0.00
National Australia Bank Limited	(1,308.00)	0.00
Westpac Banking Corporation	(701.80)	0.00
	(1,909.16)	0.00
Units in Listed Unit Trusts (Australian)		
Investors Mutual Australian Share F	3,273.97	0.00
Magellan Global Fund	5,625.08	0.00
PIMCO Div Fixed Int Fd - Ws Class	465.13	0.00
RARE Infracore Value Fund - Unhedged	(2,247.38)	0.00
SGH ICE	7,469.48	0.00
Vanguard Aus Prop Secs Index Fd	(1,559.26)	0.00
Vanguard Conservative Index Fund	359.30	0.00
	13,386.32	0.00
Units in Unlisted Unit Trusts (Australian)		
Bult Unit Trust	1,337.51	0.00
	1,337.51	0.00
Other Revaluations	0.00	(12,302.99)
	0.00	(12,302.99)
Changes in Market Values	38,098.25	(12,302.99)
Total Income	135,366.65	1,650,758.33
Expenses		
Accountancy Fees	4,774.00	0.00
Administration Costs	0.00	956.62
ATO Supervisory Levy	518.00	0.00
Auditor's Remuneration	550.00	0.00
Bank Charges	0.00	10.00
Formation Cost	0.00	108.00
Portfolio Management Fees	1,950.00	0.00
	7,792.00	1,074.62
Member Payments		
Pensions Paid		
Weatherford, Glenn - Pension (Account Based Pension 2)	3,900.00	0.00
Weatherford, Gwenda - Pension (Account Based Pension)	47,600.00	0.00
Weatherford, Glenn - Pension (Account Based Pension)	56,500.00	40,000.00
	108,000.00	40,000.00
Total Expenses	115,792.00	41,074.62

Refer to compilation report

WEATHERFORD SUPER FUND**Detailed Operating Statement**

For the year ended 30 June 2018

	2018 \$	2017 \$
Benefits accrued as a result of operations before income tax	<u>19,574.65</u>	<u>1,609,683.71</u>
Income Tax Expense		
Income Tax Expense	(7,695.32)	12,642.15
Total Income Tax	<u>(7,695.32)</u>	<u>12,642.15</u>
Benefits accrued as a result of operations	<u>27,269.97</u>	<u>1,597,041.56</u>

Refer to compilation report

Statement of Financial Position

As at 30 June 2018

	Note	2018 \$	2017 \$
Assets			
Investments			
Fixed Interest Securities (Australian)	2	57,960.34	0.00
Managed Investments (Australian)	3	433,602.27	394,297.76
Shares in Listed Companies (Australian)	4	227,102.00	72,092.20
Units in Listed Unit Trusts (Australian)	5	648,620.27	602,086.44
Units in Unlisted Unit Trusts (Australian)	6	29,222.09	0.00
Total Investments		<u>1,396,506.97</u>	<u>1,068,476.40</u>
Other Assets			
Formation Expenses		3,842.00	3,842.00
Sundry Debtors		0.00	6,509.77
Distributions Receivable		6,277.72	0.00
Macquarie Bank #0921		1,233,893.50	53,511.98
Term Deposits - Macquarie		0.00	1,500,000.00
Income Tax Refundable		7,695.32	0.00
Total Other Assets		<u>1,251,708.54</u>	<u>1,563,863.75</u>
Total Assets		<u>2,648,215.51</u>	<u>2,632,340.15</u>
Less:			
Liabilities			
Income Tax Payable		0.00	11,394.61
Total Liabilities		<u>0.00</u>	<u>11,394.61</u>
Net assets available to pay benefits		<u>2,648,215.51</u>	<u>2,620,945.54</u>
Represented by:			
Liability for accrued benefits allocated to members' accounts	8, 9		
Weatherford, Glenn - Pension (Account Based Pension)		1,428,208.22	1,411,838.28
Weatherford, Glenn - Pension (Account Based Pension 2)		18,428.53	0.00
Weatherford, Gwenda - Accumulation		0.00	1,166,615.44
Weatherford, Gwenda - Pension (Account Based Pension)		1,201,578.76	0.00
Contribution and Investment Reserves		0.00	42,491.82
Total Liability for accrued benefits allocated to members' accounts		<u>2,648,215.51</u>	<u>2,620,945.54</u>

WEATHERFORD SUPER FUND

Investment Income Report

As at 30 June 2018

Investment		Total Income	Franked	Unfranked	Interest/ Other	Franking Credits	Foreign Income	Foreign Credits * 1	Assessable Income (Excl. Capital Gains) * 2	TFN Credits	Other Deductions	Distributed Capital Gains	Non-Assessable Payments
Bank Accounts													
	Macquarie Bank #0921	6,565.86			6,565.86	0.00	0.00	0.00	6,565.86			0.00	0.00
		6,565.86			6,565.86	0.00	0.00	0.00	6,565.86			0.00	0.00
Distributions Received													
	Netwealth Wrap Service	21,058.34	10,281.86	1,602.13	310.40	4,103.56	1,413.21	300.48	18,011.64		6,257.50	13,543.12	165.12
		21,058.34	10,281.86	1,602.13	310.40	4,103.56	1,413.21	300.48	18,011.64		6,257.50	13,543.12	165.12
Fixed Interest Securities (Australian)													
	VAN0003AU Vanguard International Shares Index	2,018.16			0.98	0.00	1,095.34	157.16	1,253.48		0.00	881.54	40.30
		2,018.16			0.98	0.00	1,095.34	157.16	1,253.48		0.00	881.54	40.30
Other Investment Income													
	Other Income	971.41							971.41				
		971.41							971.41				
Shares in Listed Companies (Australian)													
	ANZ.AX Australia And New Zealand Banking Group Limited	992.00	992.00	0.00		425.14			1,417.14		0.00		
	BEN.AX Bendigo And Adelaide Bank Limited	1,173.00	1,173.00	0.00		502.71			1,675.71		0.00		
	NAB.AX National Australia Bank Limited	1,188.00	1,188.00	0.00		509.14			1,697.14		0.00		
	WBC.AX Westpac Banking Corporation	1,090.40	1,090.40	0.00		467.32			1,557.72		0.00		
		4,443.40	4,443.40	0.00		1,904.31			6,347.71		0.00		
Term Deposits													
	Term Deposits - Macquarie	30,547.67			30,547.67	0.00	0.00	0.00	30,547.67			0.00	0.00
		30,547.67			30,547.67	0.00	0.00	0.00	30,547.67			0.00	0.00
Units in Listed Unit Trusts (Australian)													
	IML0002AU Investors Mutual Australian Share F	5,074.85	1,647.12	274.92	205.45	1,096.53	327.64	74.66	3,626.32		0.00	2,448.10	171.64
	MGE0001AU Magellan Global Fund	4,266.25		0.35	0.36	0.00	254.72	112.82	368.25		0.00	4,015.26	(4.44)
	ETL0016AU PIMCO Div Fixed Int Fd - Ws Class	3,541.00			1,593.99	0.00	1,947.01	0.50	3,541.50		0.00	0.00	0.00

WEATHERFORD SUPER FUND

Investment Income Report

As at 30 June 2018

Investment	Total Income	Franked	Unfranked	Interest/ Other	Franking Credits	Foreign Income	Foreign Credits * 1	Assessable Income (Excl. Capital Gains) * 2	TFN Credits	Other Deductions	Distributed Capital Gains	Non-Assessable Payments
TGP0034AU RARE Infrast Value Fund - Unhedged	5,412.34	11.38		76.77	10.49	1,156.98	201.67	1,457.29		0.00	4,014.02	153.21
ETL0062AU SGH ICE	3,011.64	379.13	130.24	117.24	303.84	88.75	11.06	1,030.26		0.00	2,227.64	68.64
VAN0004AU Vanguard Aus Prop Secs Index Fd	4,244.71	64.39	45.06	1,243.54	29.81	200.99	0.00	1,583.79		0.00	2,079.90	610.83
VAN0109AU Vanguard Conservative Index Fund	6,112.77	543.21	71.93	5,013.94	246.78	743.97	74.11	6,693.94		0.00	0.00	(260.28)
	31,663.56	2,645.23	522.50	8,251.29	1,687.45	4,720.06	474.82	18,301.35		0.00	14,784.92	739.60
	97,268.40	17,370.49	2,124.63	45,676.20	7,695.32	7,228.61	932.46	81,999.12		6,257.50	29,209.58	945.02

Assessable Income (Excl. Capital Gains) **81,999.12**

Net Capital Gain **19,670.22**

Total Assessable Income 101,669.34

* 1 Includes foreign credits from foreign capital gains.

* 2 Assessable Income in the SMSF Annual Return will be different as capital gains and losses from disposals of assets have not been included.

For a breakdown of Distributed Capital Gains and Non-Assessable Payments refer to Distributions Reconciliation Report.

Detailed Statement of Financial Position

As at 30 June 2018

	Note	2018 \$	2017 \$
Assets			
Investments			
Fixed Interest Securities (Australian)	2		
Vanguard International Shares Index		57,960.34	0.00
Managed Investments (Australian)	3		
Netwealth Wrap Service		433,602.27	394,297.76
Shares in Listed Companies (Australian)	4		
Betashares Ftse Rafi Australia 200 Etf		78,988.90	0.00
National Australia Bank Limited		16,446.00	17,754.00
Bendigo And Adelaide Bank Limited		18,428.00	18,836.00
Australia And New Zealand Banking Group Limited		17,508.80	17,806.40
Westpac Banking Corporation		16,994.00	17,695.80
Ishares Msci Emerging Markets Etf		78,736.30	0.00
Units in Listed Unit Trusts (Australian)	5		
PIMCO Div Fixed Int Fd - Ws Class		154,164.72	150,375.53
Magellan Global Fund		59,780.49	49,889.16
Investors Mutual Australian Share F		106,965.33	98,616.51
SGH ICE		62,259.01	51,777.89
Vanguard Conservative Index Fund		157,283.88	149,404.06
RARE Infracore Value Fund - Unhedged		54,916.78	51,751.82
Vanguard Aus Prop Secs Index Fd		53,250.06	50,271.47
Units in Unlisted Unit Trusts (Australian)	6		
Bult Unit Trust		29,222.09	0.00
Total Investments		<u>1,396,506.97</u>	<u>1,068,476.40</u>
Other Assets			
Bank Accounts	7		
Macquarie Bank #0921		1,233,893.50	53,511.98
Term Deposits	7		
Term Deposits - Macquarie		0.00	1,500,000.00
Distributions Receivable			
Vanguard Conservative Index Fund		2,564.96	0.00
Vanguard Aus Prop Secs Index Fd		279.29	0.00
Netwealth Wrap Service		168.54	0.00
PIMCO Div Fixed Int Fd - Ws Class		1,934.29	0.00
Vanguard International Shares Index		1,330.64	0.00
Formation Expenses		3,842.00	3,842.00
Sundry Debtors		0.00	6,509.77
Income Tax Refundable		7,695.32	0.00
Total Other Assets		<u>1,251,708.54</u>	<u>1,563,863.75</u>

Refer to compilation report

WEATHERFORD SUPER FUND

Detailed Statement of Financial Position

As at 30 June 2018

	Note	2018	2017
		\$	\$
Total Assets		<u>2,648,215.51</u>	<u>2,632,340.15</u>
Less:			
Liabilities			
Income Tax Payable		0.00	11,394.61
Total Liabilities		<u>0.00</u>	<u>11,394.61</u>
Net assets available to pay benefits		<u>2,648,215.51</u>	<u>2,620,945.54</u>
Represented By :			
Liability for accrued benefits allocated to members' accounts	8, 9		
Weatherford, Glenn - Pension (Account Based Pension)		1,428,208.22	1,411,838.28
Weatherford, Glenn - Pension (Account Based Pension 2)		18,428.53	0.00
Weatherford, Gwenda - Accumulation		0.00	1,166,615.44
Weatherford, Gwenda - Pension (Account Based Pension)		1,201,578.76	0.00
Contribution and Investment Reserves		0.00	21,245.91
Contribution and Investment Reserves		0.00	21,245.91
Total Liability for accrued benefits allocated to members' accounts		<u>2,648,215.51</u>	<u>2,620,945.54</u>

Refer to compilation report

WEATHERFORD SUPER FUND

Investment Summary Report

As at 30 June 2018

Investment	Units	Market Price	Market Value	Average Cost	Accounting Cost	Unrealised Gain/(Loss)	Gain/(Loss)%	Portfolio Weight%
Cash/Bank Accounts								
Macquarie Bank #0921		1,233,893.500000	1,233,893.50	1,233,893.50	1,233,893.50			46.91 %
			1,233,893.50		1,233,893.50		0.00 %	46.91 %
Fixed Interest Securities (Australian)								
VAN0003AU Vanguard International Shares Index	26,161.29	2.215500	57,960.34	1.94	50,687.52	7,272.82	14.35 %	2.20 %
			57,960.34		50,687.52	7,272.82	14.35 %	2.20 %
Managed Investments (Australian)								
NETWEALT H Netwealth Wrap Service	1.00	433,602.270000	433,602.27	394,297.76	394,297.76	39,304.51	9.97 %	16.48 %
			433,602.27		394,297.76	39,304.51	9.97 %	16.48 %
Shares in Listed Companies (Australian)								
ANZ.AX Australia And New Zealand Banking Group Limited	620.00	28.240000	17,508.80	32.18	19,953.60	(2,444.80)	(12.25) %	0.67 %
BEN.AX Bendigo And Adelaide Bank Limited	1,700.00	10.840000	18,428.00	11.76	19,991.00	(1,563.00)	(7.82) %	0.70 %
QOZ.AX Betashares Ftse Rafi Australia 200 Etf	5,630.00	14.030000	78,988.90	13.92	78,374.38	614.52	0.78 %	3.00 %
IEM.AX Ishares Msci Emerging Markets Etf	1,345.00	58.540000	78,736.30	58.40	78,544.58	191.72	0.24 %	2.99 %
NAB.AX National Australia Bank Limited	600.00	27.410000	16,446.00	33.26	19,953.00	(3,507.00)	(17.58) %	0.63 %
WBC.AX Westpac Banking Corporation	580.00	29.300000	16,994.00	34.31	19,898.00	(2,904.00)	(14.59) %	0.65 %
			227,102.00		236,714.56	(9,612.56)	(4.06) %	8.63 %
Units in Listed Unit Trusts (Australian)								
IML0002AU Investors Mutual Australian Share F	33,411.01	3.201500	106,965.33	3.25	108,654.84	(1,689.51)	(1.56) %	4.07 %
MGE0001AU Magellan Global Fund	28,452.00	2.101100	59,780.49	1.91	54,266.25	5,514.24	10.16 %	2.27 %
ETL0016AU PIMCO Div Fixed Int Fd - Ws Class	153,550.52	1.004000	154,164.72	1.00	153,324.06	840.66	0.55 %	5.86 %
TGP0034AU RARE Infrast Value Fund - Unhedged	44,209.29	1.242200	54,916.78	1.32	58,310.26	(3,393.48)	(5.82) %	2.09 %
ETL0062AU SGH ICE	27,971.52	2.225800	62,259.01	1.90	53,011.64	9,247.37	17.44 %	2.37 %
VAN0004AU Vanguard Aus Prop Secs Index Fd	55,050.20	0.967300	53,250.06	0.99	54,537.85	(1,287.79)	(2.36) %	2.02 %

WEATHERFORD SUPER FUND

Investment Summary Report

As at 30 June 2018

Investment		Units	Market Price	Market Value	Average Cost	Accounting Cost	Unrealised Gain/(Loss)	Gain/(Loss)%	Portfolio Weight%
VAN0109AU	Vanguard Conservative Index Fund	133,347.93	1.179500	157,283.88	1.18	157,520.52	(236.64)	(0.15) %	5.98 %
				648,620.27		639,625.42	8,994.85	1.41 %	24.66 %
Units in Unlisted Unit Trusts (Australian)									
BULT	Bult Unit Trust	23,631.00	1.236600	29,222.09	1.18	27,884.58	1,337.51	4.80 %	1.11 %
				29,222.09		27,884.58	1,337.51	4.80 %	1.11 %
				2,630,400.47		2,583,103.34	47,297.13	1.83 %	100.00 %

Members Statement

Glenn David Weatherford
108 BUNYA PARK DRIVE
EATONS HILL, Queensland, 4037, Australia

Your Details

Date of Birth : 12/06/1954
Age: 64
Tax File Number: Provided
Date Joined Fund: 12/01/2017
Service Period Start Date: 01/06/1987
Date Left Fund: 01/07/2017
Member Code: WEAGLE00001A
Account Start Date: 12/01/2017
Account Phase: Accumulation Phase
Account Description: Accumulation

Nominated Beneficiaries N/A

Vested Benefits

Total Death Benefit

Your Balance

Total Benefits

Preservation Components

Preserved


Unrestricted Non Preserved

Restricted Non Preserved

Tax Components

Tax Free

Taxable



Your Detailed Account Summary

This Year

Opening balance at 01/07/2017

Increases to Member account during the period

Employer Contributions

Personal Contributions (Concessional) 25,000.00

Personal Contributions (Non Concessional)

Government Co-Contributions

Other Contributions

Proceeds of Insurance Policies

Transfers In

Net Earnings

Internal Transfer In

Decreases to Member account during the period

Pensions Paid

Contributions Tax 3,754.09

Income Tax

No TFN Excess Contributions Tax

Excess Contributions Tax

Refund Excess Contributions

Division 293 Tax

Insurance Policy Premiums Paid

Management Fees

Member Expenses

Benefits Paid/Transfers Out

Superannuation Surcharge Tax

Internal Transfer Out 21,245.91

Closing balance at 30/06/2018 0.00

Members Statement

Glenn David Weatherford
108 BUNYA PARK DRIVE
EATONS HILL, Queensland, 4037, Australia

Your Details

Date of Birth : 12/06/1954
Age: 64
Tax File Number: Provided
Date Joined Fund: 12/01/2017
Service Period Start Date: 01/06/1987
Date Left Fund:
Member Code: WEAGLE00003P
Account Start Date: 12/01/2017
Account Phase: Retirement Phase
Account Description: Account Based Pension

Nominated Beneficiaries N/A
Vested Benefits 1,428,208.22
Total Death Benefit 1,428,208.22

Your Balance

Total Benefits 1,428,208.22

Preservation Components

Preserved

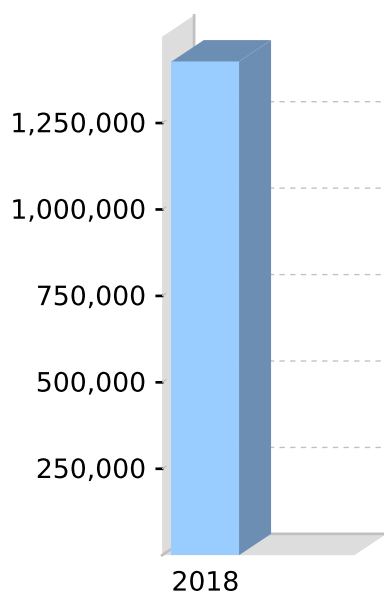
Unrestricted Non Preserved 1,428,208.22

Restricted Non Preserved

Tax Components

Tax Free (58.46%) 834,930.55

Taxable 593,277.67



Your Detailed Account Summary

Opening balance at 01/07/2017 This Year 1,411,838.28

Increases to Member account during the period

Employer Contributions

Personal Contributions (Concessional)

Personal Contributions (Non Concessional)

Government Co-Contributions

Other Contributions

Proceeds of Insurance Policies

Transfers In

Net Earnings 72,869.94

Internal Transfer In

Decreases to Member account during the period

Pensions Paid 56,500.00

Contributions Tax

Income Tax

No TFN Excess Contributions Tax

Excess Contributions Tax

Refund Excess Contributions

Division 293 Tax

Insurance Policy Premiums Paid

Management Fees

Member Expenses

Benefits Paid/Transfers Out

Superannuation Surcharge Tax

Internal Transfer Out

Closing balance at 30/06/2018 1,428,208.22

Members Statement

Glenn David Weatherford
108 BUNYA PARK DRIVE
EATONS HILL, Queensland, 4037, Australia

Your Details

Date of Birth : 12/06/1954
Age: 64
Tax File Number: Provided
Date Joined Fund: 12/01/2017
Service Period Start Date: 01/06/1987
Date Left Fund:
Member Code: WEAGLE00004P
Account Start Date 01/07/2017
Account Phase: Retirement Phase
Account Description: Account Based Pension 2

Nominated Beneficiaries

Gwenda Weatherford

Vested Benefits 18,428.53

Total Death Benefit 18,428.53

Your Balance

Total Benefits 18,428.53

Preservation Components

Preserved

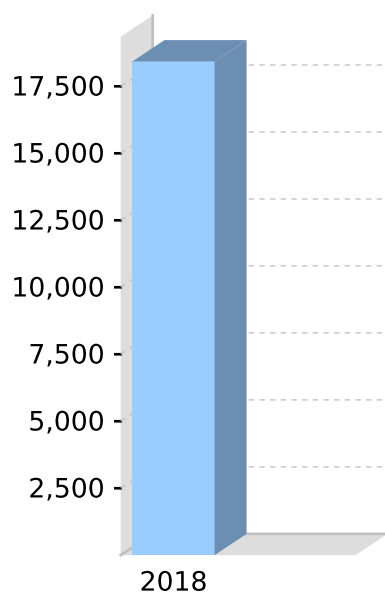
Unrestricted Non Preserved 18,428.53

Restricted Non Preserved

Tax Components

Tax Free (0.00%)

Taxable 18,428.53



Your Detailed Account Summary

This Year

Opening balance at 01/07/2017

Increases to Member account during the period

Employer Contributions

Personal Contributions (Concessional)

Personal Contributions (Non Concessional)

Government Co-Contributions

Other Contributions

Proceeds of Insurance Policies

Transfers In

Net Earnings 1,082.62

Internal Transfer In 21,245.91

Decreases to Member account during the period

Pensions Paid 3,900.00

Contributions Tax

Income Tax

No TFN Excess Contributions Tax

Excess Contributions Tax

Refund Excess Contributions

Division 293 Tax

Insurance Policy Premiums Paid

Management Fees

Member Expenses

Benefits Paid/Transfers Out

Superannuation Surcharge Tax

Internal Transfer Out

Closing balance at 30/06/2018 18,428.53

Members Statement

Gwenda Shirley Weatherford
108 BUNYA PARK DRIVE
EATONS HILL, Queensland, 4037, Australia

Your Details

Date of Birth : 14/06/1957
Age: 61
Tax File Number: Provided
Date Joined Fund: 12/01/2017
Service Period Start Date: 01/06/1987
Date Left Fund:
Member Code: WEAGWE00001A
Account Start Date: 12/01/2017
Account Phase: Accumulation Phase
Account Description: Accumulation

Nominated Beneficiaries N/A

Vested Benefits

Total Death Benefit

Your Balance

Total Benefits

Preservation Components

Preserved


Unrestricted Non Preserved

Restricted Non Preserved

Tax Components

Tax Free

Taxable



Your Detailed Account Summary

	This Year
Opening balance at 01/07/2017	1,166,615.44
<u>Increases to Member account during the period</u>	
Employer Contributions	
Personal Contributions (Concessional)	25,000.00
Personal Contributions (Non Concessional)	
Government Co-Contributions	
Other Contributions	
Proceeds of Insurance Policies	
Transfers In	
Net Earnings	
Internal Transfer In	
<u>Decreases to Member account during the period</u>	
Pensions Paid	
Contributions Tax	3,754.09
Income Tax	
No TFN Excess Contributions Tax	
Excess Contributions Tax	
Refund Excess Contributions	
Division 293 Tax	
Insurance Policy Premiums Paid	
Management Fees	
Member Expenses	
Benefits Paid/Transfers Out	
Superannuation Surcharge Tax	
Internal Transfer Out	1,187,861.35
Closing balance at 30/06/2018	0.00

Members Statement

Gwenda Shirley Weatherford
108 BUNYA PARK DRIVE
EATONS HILL, Queensland, 4037, Australia

Your Details

Date of Birth : 14/06/1957
Age: 61
Tax File Number: Provided
Date Joined Fund: 12/01/2017
Service Period Start Date: 01/06/1987
Date Left Fund:
Member Code: WEAGWE00005P
Account Start Date: 01/07/2017
Account Phase: Retirement Phase
Account Description: Account Based Pension

Nominated Beneficiaries

Glenn Weatherford

Vested Benefits 1,201,578.76

Total Death Benefit 1,201,578.76

Your Balance

Total Benefits 1,201,578.76

Preservation Components

Preserved

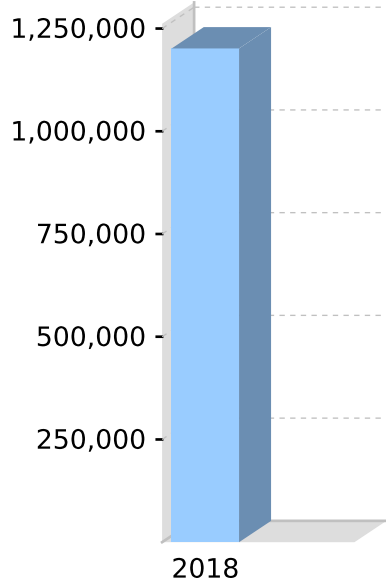
Unrestricted Non Preserved 1,201,578.76

Restricted Non Preserved

Tax Components

Tax Free (69.93%) 840,252.26

Taxable 361,326.50



Your Detailed Account Summary

This Year

Opening balance at 01/07/2017

Increases to Member account during the period

Employer Contributions

Personal Contributions (Concessional)

Personal Contributions (Non Concessional)

Government Co-Contributions

Other Contributions

Proceeds of Insurance Policies

Transfers In

Net Earnings 61,317.41

Internal Transfer In 1,187,861.35

Decreases to Member account during the period

Pensions Paid 47,600.00

Contributions Tax

Income Tax

No TFN Excess Contributions Tax

Excess Contributions Tax

Refund Excess Contributions

Division 293 Tax

Insurance Policy Premiums Paid

Management Fees

Member Expenses

Benefits Paid/Transfers Out

Superannuation Surcharge Tax

Internal Transfer Out

Closing balance at 30/06/2018 1,201,578.76

WEATHERFORD SUPER FUND

Yearly Projected Pension Calculation Report

As at 01 July 2018

Member Name	Member Code	Pension Type	Pension Start/ Conversion Date	Age (as at 01/07/2018)	Opening Balance	Minimum Amount	Maximum Amount	Tax Free %	Min Tax Free Payments	Min Taxable Payments
Weatherford, Glenn	WEAGLE00003P	Account Based Pension	12/01/2017	64	1,428,208.22	57,130.00	N/A	58.46	33,398.20	23,731.80
Weatherford, Glenn	WEAGLE00004P	Account Based Pension	01/07/2017	64	18,428.53	740.00	N/A	0.00	0.00	740.00
					1,446,636.75	57,870.00			33,398.20	24,471.80
Weatherford, Gwenda	WEAGWE00005P	Account Based Pension	01/07/2017	61	1,201,578.76	48,060.00	N/A	69.93	33,608.36	14,451.64
					1,201,578.76	48,060.00			33,608.36	14,451.64
					2,648,215.51	105,930.00			67,006.56	38,923.44

WEATHERFORD SUPER FUND**Pension Summary Report**

As at 30/06/2018

Member Name : Weatherford, Glenn**Member Age :** 63 (Date of Birth : 12/06/1954)

Member Code	Pension Type	Pension Start Date	Tax Free	Min / PF	Minimum	Maximum	Gross Pension Payments	PAYG	Net Pension Payment	Amount to reach Minimum
WEAGLE 00003P	Account Based Pension	12/01/2017	58.46%	4.00%	\$56,470.00	N/A	\$56,500.00	\$0.00	\$56,500.00	NIL
WEAGLE 00004P	Account Based Pension	01/07/2017	0.00%	4.00%	\$850.00	N/A	\$3,900.00	\$0.00	\$3,900.00	NIL
					\$57,320.00	\$0.00	\$60,400.00	\$0.00	\$60,400.00	\$0.00

Member Name : Weatherford, Gwenda**Member Age :** 60 (Date of Birth : 14/06/1957)

Member Code	Pension Type	Pension Start Date	Tax Free	Min / PF	Minimum	Maximum	Gross Pension Payments	PAYG	Net Pension Payment	Amount to reach Minimum
WEAGW E00005P	Account Based Pension	01/07/2017	69.93%	4.00%	\$47,510.00	N/A	\$47,600.00	\$0.00	\$47,600.00	NIL
					\$47,510.00	\$0.00	\$47,600.00	\$0.00	\$47,600.00	\$0.00

Total :

					\$104,830.00	\$0.00	\$108,000.00	\$0.00	\$108,000.00	\$0.00
--	--	--	--	--	--------------	--------	--------------	--------	--------------	--------

WEATHERFORD SUPER FUND

Contributions Breakdown Report

For The Period 01 July 2017 - 30 June 2018

Summary

Member	D.O.B	Age (at 30/06/2017)	Total Super Balance (at 30/06/2017)*1	Concessional	Non-Concessional	Other	Reserves	Total
Weatherford, Glenn	12/06/1954	63	1,411,838.28	25,000.00	0.00	0.00	0.00	25,000.00
Weatherford, Gwenda	14/06/1957	60	1,166,615.44	25,000.00	0.00	0.00	0.00	25,000.00
All Members				50,000.00	0.00	0.00	0.00	50,000.00

*1 Total Super Balance is per individual across funds within a firm.

Contribution Caps

Member	Contribution Type	Contributions	Cap	Current Position
Weatherford, Glenn	Concessional	25,000.00	25,000.00	At Limit
	Non-Concessional	0.00	540,000.00 (until 30/06/2017)	At Limit
	(Bring Forward Cap triggered)		380,000.00 (until 30/06/2019)	
Weatherford, Gwenda	Concessional	25,000.00	25,000.00	At Limit
	Non-Concessional	0.00	540,000.00 (until 30/06/2017)	At Limit
	(Bring Forward Cap triggered)		380,000.00 (until 30/06/2019)	

NCC Bring Forward Caps

1, 2, 3 Year in the bring forward period.

Member	Bring Forward Cap	2015	2016	2017	2018	Total	Current Position
Weatherford, Glenn	540,000.00(until 30/06/2017)	0.00	0.00	540,000.00 ¹	0.00 ²	540,000.00	At Limit
	380,000.00(until 30/06/2019)						
Weatherford, Gwenda	540,000.00(until 30/06/2017)	0.00	0.00	540,000.00 ¹	0.00 ²	540,000.00	At Limit
	380,000.00(until 30/06/2019)						

Weatherford, Glenn

Date	Transaction Description	Ledger Data					SuperStream Data				
		Contribution Type	Concessional	Non-Concessional	Other	Reserves	Contribution Type	Employer	Concessional	Non-Concessional	Other
01/07/2017	BGL Fix	Transferred from	25,000.00								

		Reserves - Assessable							
Total - Weatherford, Glenn		25,000.00	0.00	0.00	0.00	0.00	0.00	0.00	

Weatherford, Gwenda

Date	Transaction Description	Ledger Data					SuperStream Data				
		Contribution Type	Concessional	Non-Concessional	Other	Reserves	Contribution Type	Employer	Concessional	Non-Concessional	Other
01/07/2017	BGL Fix Contribution reserve	Transferred from Reserves - Assessable	25,000.00								
Total - Weatherford, Gwenda			25,000.00	0.00	0.00	0.00			0.00	0.00	0.00
Total for all members			50,000.00	0.00	0.00	0.00					

WEATHERFORD SUPER FUND

Distribution Reconciliation Report

For The Period 01 July 2017 - 30 June 2018

		Non Primary Production Income (A) ^{* 1}				Distributed Capital Gains (B) ^{* 2}					Foreign Income ^{* 3}		Non-Assessable			
	Payment Received	Franked	Unfranked	Interest/ Other	Franking Credits	Discounted (After Discount)	Rate ^{* 5}	CGT Concession	Indexed	Other	Foreign Income	Foreign Credits	Tax Exempt	Tax Free	Tax Deferred / AMIT ^{* 6}	Taxable Income
Date																
Fixed Interest Securities (Australian)																
VAN0003AU Vanguard International Shares Index																
01/10/2017	200.95						S								0.00	
01/01/2018	309.47						S								0.00	
01/04/2018	177.10						S								0.00	
30/06/2018	1,330.64						S								0.00	
30/06/2018	0.00			0.98		440.77	I	440.77			1,095.34	157.16			40.30	1,694.25
	2,018.16			0.98		440.77		440.77			1,095.34	157.16			40.30	1,694.25
	2,018.16			0.98		440.77		440.77			1,095.34	157.16			40.30	1,694.25
	2,018.16			0.98		440.77		440.77			1,095.34	157.16			40.30	1,694.25
Units in Listed Unit Trusts (Australian)																
ETL0016AU PIMCO Div Fixed Int Fd - Ws Class																
01/07/2017	(1,717.35)						S								0.00	
03/07/2017	1,717.35						S								0.00	
03/10/2017	378.80						S								0.00	
02/01/2018	766.19						S								0.00	
03/04/2018	461.72						S								0.00	
30/06/2018	1,934.29						S								0.00	

WEATHERFORD SUPER FUND

Distribution Reconciliation Report

For The Period 01 July 2017 - 30 June 2018

		Non Primary Production Income (A) * ₁				Distributed Capital Gains (B) * ₂					Foreign Income * ₃		Non-Assessable			
Date	Payment Received	Franked	Unfranked	Interest/ Other	Franking Credits	Discounted (After Discount)	Rate * ₅	CGT Concession	Indexed	Other	Foreign Income	Foreign Credits	Tax Exempt	Tax Free	Tax Deferred / AMIT * ₆	Taxable Income
30/06/2018	0.00			1,593.99			S				1,947.01	0.50			0.00	3,541.50
	3,541.00			1,593.99							1,947.01	0.50			0.00	3,541.50
ETL0062AU SGH ICE																
01/01/2018	369.69						S								0.00	
30/06/2018	2,641.95						S								0.00	
30/06/2018	0.00	379.13	130.24	117.24	303.84	1,113.82	I	1,113.82			88.75	11.06			68.64	2,144.08
	3,011.64	379.13	130.24	117.24	303.84	1,113.82		1,113.82			88.75	11.06			68.64	2,144.08
IML0002AU Investors Mutual Australian Share F																
29/12/2017	1,907.48						S								0.00	
29/06/2018	3,167.37						S								0.00	
30/06/2018	0.00	1,647.12	274.92	205.45	1,096.53	1,220.81	I	1,203.56		23.73	327.64	74.66			171.64	4,870.86
	5,074.85	1,647.12	274.92	205.45	1,096.53	1,220.81		1,203.56		23.73	327.64	74.66			171.64	4,870.86
MGE0001AU Magellan Global Fund																
30/06/2018	0.00		0.35	0.36		2,007.63	I	2,007.63			254.72	112.82			(4.44)	2,375.88
30/06/2018	4,266.25						S								0.00	
	4,266.25		0.35	0.36		2,007.63		2,007.63			254.72	112.82			(4.44)	2,375.88
TGP0034AU RARE Infrast Value Fund - Unhedged																

WEATHERFORD SUPER FUND

Distribution Reconciliation Report

For The Period 01 July 2017 - 30 June 2018

		Non Primary Production Income (A) * ₁				Distributed Capital Gains (B) * ₂					Foreign Income * ₃		Non-Assessable			Taxable Income
Date	Payment Received	Franked	Unfranked	Interest/ Other	Franking Credits	Discounted (After Discount)	Rate * ₅	CGT Concession	Indexed	Other	Foreign Income	Foreign Credits	Tax Exempt	Tax Free	Tax Deferred / AMIT * ₆	
29/09/2017	1,193.35						S								0.00	
29/12/2017	1,221.14						S								0.00	
29/03/2018	1,667.34						S								0.00	
29/06/2018	1,330.51						S								0.00	
30/06/2018	0.00	11.38		76.77	10.49	1,938.84	I	1,938.84		136.34	1,156.98	201.67			153.21	3,532.47
	5,412.34	11.38		76.77	10.49	1,938.84		1,938.84		136.34	1,156.98	201.67			153.21	3,532.47
VAN0004AU Vanguard Aus Prop Secs Index Fd																
01/07/2017	572.43						S								0.00	
01/07/2017	(572.43)						S								0.00	
01/10/2017	282.00						S								0.00	
01/01/2018	142.42						S								0.00	
01/04/2018	701.96						S								0.00	
05/06/2018	2,839.04						S								0.00	
30/06/2018	0.00	64.39	45.06	1,243.54	29.81	1,039.95	I	907.64		132.31	200.99				610.83	2,756.05
30/06/2018	279.29						S								0.00	
	4,244.71	64.39	45.06	1,243.54	29.81	1,039.95		907.64		132.31	200.99				610.83	2,756.05

VAN0109AU Vanguard Conservative Index Fund

WEATHERFORD SUPER FUND

Distribution Reconciliation Report

For The Period 01 July 2017 - 30 June 2018

Date	Payment Received	Non Primary Production Income (A) * ₁				Distributed Capital Gains (B) * ₂					Foreign Income * ₃		Non-Assessable			Taxable Income
		Franked	Unfranked	Interest/ Other	Franking Credits	Discounted (After Discount)	Rate * ₅	CGT Concession	Indexed	Other	Foreign Income	Foreign Credits	Tax Exempt	Tax Free	Tax Deferred / AMIT * ₆	
01/07/2017	(3,972.71)						S								0.00	
01/07/2017	3,972.71						S								0.00	
01/10/2017	2,459.36						S								0.00	
01/01/2018	586.75						S								0.00	
01/04/2018	501.70						S								0.00	
30/06/2018	0.00	543.21	71.93	5,013.94	246.78		S				743.97	74.11			(260.28)	6,693.94
30/06/2018	2,564.96						S								0.00	
	6,112.77	543.21	71.93	5,013.94	246.78						743.97	74.11			(260.28)	6,693.94
	31,663.56	2,645.23	522.50	8,251.29	1,687.45	7,321.05		7,171.49		292.38	4,720.06	474.82			739.60	25,914.78

WEATHERFORD SUPER FUND

Distribution Reconciliation Report

For The Period 01 July 2017 - 30 June 2018

		Non Primary Production Income (A) * ₁				Distributed Capital Gains (B) * ₂					Foreign Income * ₃		Non-Assessable			
	Payment Received					Discounted (After Discount)	Rate * ₅	CGT Concession	Indexed	Other	Foreign Income	Foreign Credits	Tax Exempt	Tax Free	Tax Deferred / AMIT * ₆	Taxable Income
Date		Franked	Unfranked	Interest/ Other	Franking Credits											
TOTAL	33,681.72	2,645.23	522.50	8,252.27	1,687.45	7,761.82		7,612.26		292.38	5,815.40	631.98			779.90	27,609.03

Total Distributed Gains

Discount Rate	Discounted	Gross
Superfund 1/3	0.00	0.00
Individual 50%(I)	7,761.82	15,816.02
Total	7,761.82	15,816.02

*₁ Summary of Non Primary Production Income (A)

Tax Label	Franked	Unfranked	Interest/Other	Less Other Deduction	Income Before Credits * ₇	Franking Credits	Total Including Credits
11M Gross trust distributions	2,645.23	522.50	8,252.27		11,420.00	1,687.45	13,107.45

*₂ Forms part of the Net Capital Gains calculation for Tax Label 11A.

*₃ Forms part of the Foreign Credits calculation for Tax Label 11D, D1, 13C1.

*₄ Taxable Income is designed to match Tax Statement provided by Fund Manager.

Taxable Income in the SMSF Annual Return will be different due to application of Capital Losses in Net Capital Gain calculation and application of different discount method.

*₅ This is the discount rate selected for the transaction. "S" being Super Funds at 1/3 and "I" being Individual at 50%.

*₆ AMIT cost base net increase is reflected as negative amount i.e. negative tax deferred and AMIT cost base net decrease is reflected as positive amount i.e. positive tax deferred.

*₇ Sum of Income Before Credits reconciles with Taxable Trust Distributions in Statement of Taxable Income.

WEATHERFORD SUPER FUND

Dividend Reconciliation Report

For The Period 01 July 2017 - 30 June 2018

Date	Net Payment Received	Australian Income			Foreign Income			Withheld		
		Unfranked	Franked	Franking Credits	Foreign Income	Foreign Credits	NZ Credits	TFN Withheld	Non-Resident	LIC Deduction
Shares in Listed Companies (Australian)										
ANZ.AX Australia And New Zealand Banking Group Limited										
06/07/2017	496.00	0.00	496.00	212.57						
18/12/2017	496.00	0.00	496.00	212.57						
	992.00	0.00	992.00	425.14						
BEN.AX Bendigo And Adelaide Bank Limited										
29/09/2017	578.00	0.00	578.00	247.71						
29/03/2018	595.00	0.00	595.00	255.00						
	1,173.00	0.00	1,173.00	502.71						
NAB.AX National Australia Bank Limited										
05/07/2017	594.00	0.00	594.00	254.57						
13/12/2017	594.00	0.00	594.00	254.57						
	1,188.00	0.00	1,188.00	509.14						
WBC.AX Westpac Banking Corporation										
13/07/2017	545.20	0.00	545.20	233.66						
22/12/2017	545.20	0.00	545.20	233.66						
	1,090.40	0.00	1,090.40	467.32						

WEATHERFORD SUPER FUND

Dividend Reconciliation Report

For The Period 01 July 2017 - 30 June 2018

Date	Net Payment Received	Australian Income			Foreign Income			Withheld		
		Unfranked	Franked	Franking Credits	Foreign Income	Foreign Credits	NZ Credits	TFN Withheld	Non-Resident	LIC Deduction
	4,443.40	0.00	4,443.40	1,904.31						
TOTAL	4,443.40	0.00	4,443.40	1,904.31						

Tax Return Reconciliation

	Totals	Tax Return Label
Unfranked	0.00	J
Franked Dividends	4,443.40	K
Franking Credits	1,904.31	L

WEATHERFORD SUPER FUND

Interest Reconciliation Report

For The Period 01 July 2017 - 30 June 2018

Date	Payment Amount	Gross Interest	TFN Withheld	Foreign Income	Foreign Credits
Bank Accounts					
MBL964910921 Macquarie Bank #0921					
31/07/2017	113.79	113.79			
31/08/2017	302.70	302.70			
29/09/2017	258.61	258.61			
31/10/2017	293.85	293.85			
30/11/2017	304.43	304.43			
29/12/2017	151.14	151.14			
31/01/2018	291.02	291.02			
28/02/2018	615.82	615.82			
29/03/2018	673.67	673.67			
30/04/2018	662.93	662.93			
31/05/2018	1,417.47	1,417.47			
29/06/2018	1,480.43	1,480.43			
	6,565.86	6,565.86			
	6,565.86	6,565.86			
Term Deposits					
MBLTERM Term Deposits - Macquarie					
27/07/2017	1,541.10	1,541.10			
25/10/2017	3,082.19	3,082.19			
23/01/2018	9,431.51	9,431.51			
12/04/2019	16:15:50				

WEATHERFORD SUPER FUND

Interest Reconciliation Report

For The Period 01 July 2017 - 30 June 2018

Date	Payment Amount	Gross Interest	TFN Withheld	Foreign Income	Foreign Credits
30/04/2018	13,071.23	13,071.23			
14/05/2018	3,421.64	3,421.64			
	30,547.67	30,547.67			
	30,547.67	30,547.67			
TOTAL	37,113.53	37,113.53			

Tax Return Reconciliation

	Totals	Tax Return Label
Gross Interest	37,113.53	11C

WEATHERFORD SUPER FUND

Realised Capital Gains Report

For the period: 1 July 2017 to 30 June 2018

Investment		Accounting Treatment				Tax Treatment						
Purchase Contract Date	Disposal Contract Date	Units	Cost	Proceeds	Accounting Profit/(Loss)	Adjusted Cost Base	Reduced Cost Base	Indexed Cost Base	Indexed Gains	Discounted Gains (Gross)	Other Gains	Capital Loss
Fixed Interest Securities (Australian)												
Vanguard International Shares Index												
		0.00	0.00	0.00	0.00	0.00	0.00	0.00	0.00	881.54	0.00	0.00
		0.00	0.00	0.00	0.00	0.00	0.00	0.00	0.00	881.54	0.00	0.00
		0.00	0.00	0.00	0.00	0.00	0.00	0.00	0.00	881.54	0.00	0.00
Managed Investments (Australian)												
Netwealth Wrap Service												
		0.00	0.00	0.00	0.00	0.00	0.00	0.00	0.00	13,543.12	0.00	0.00
		0.00	0.00	0.00	0.00	0.00	0.00	0.00	0.00	13,543.12	0.00	0.00
		0.00	0.00	0.00	0.00	0.00	0.00	0.00	0.00	13,543.12	0.00	0.00
Units in Listed Unit Trusts (Australian)												
Investors Mutual Australian Share F												
		0.00	0.00	0.00	0.00	0.00	0.00	0.00	0.00	2,441.62	23.73	0.00
		0.00	0.00	0.00	0.00	0.00	0.00	0.00	0.00	2,441.62	23.73	0.00
Magellan Global Fund												
		0.00	0.00	0.00	0.00	0.00	0.00	0.00	0.00	4,015.26	0.00	0.00
		0.00	0.00	0.00	0.00	0.00	0.00	0.00	0.00	4,015.26	0.00	0.00
RARE Infrast Value Fund - Unhedged												
		0.00	0.00	0.00	0.00	0.00	0.00	0.00	0.00	3,877.68	136.34	0.00
		0.00	0.00	0.00	0.00	0.00	0.00	0.00	0.00	3,877.68	136.34	0.00

WEATHERFORD SUPER FUND

Realised Capital Gains Report

For the period: 1 July 2017 to 30 June 2018

Investment		Accounting Treatment				Tax Treatment						
Purchase Contract Date	Disposal Contract Date	Units	Cost	Proceeds	Accounting Profit/(Loss)	Adjusted Cost Base	Reduced Cost Base	Indexed Cost Base	Indexed Gains	Discounted Gains (Gross)	Other Gains	Capital Loss
Units in Listed Unit Trusts (Australian)												
SGH ICE												
		0.00	0.00	0.00	0.00	0.00	0.00	0.00	0.00	2,227.64	0.00	0.00
		0.00	0.00	0.00	0.00	0.00	0.00	0.00	0.00	2,227.64	0.00	0.00
Vanguard Aus Prop Secs Index Fd												
		0.00	0.00	0.00	0.00	0.00	0.00	0.00	0.00	2,079.90	132.31	0.00
		0.00	0.00	0.00	0.00	0.00	0.00	0.00	0.00	2,079.90	132.31	0.00
		0.00	0.00	0.00	0.00	0.00	0.00	0.00	0.00	14,642.10	292.38	0.00
Units in Unlisted Unit Trusts (Australian)												
Bult Unit Trust												
21/09/2017	21/02/2018	392.00	462.56	392.06	(70.50)	462.56	462.56	0.00	0.00	0.00	0.00	(70.50)
21/09/2017	08/06/2018	481.00	567.58	481.41	(86.17)	567.58	567.58	0.00	0.00	0.00	0.00	(86.17)
		873.00	1,030.14	873.47	(156.67)	1,030.14	1,030.14	0.00	0.00	0.00	0.00	(156.67)
		873.00	1,030.14	873.47	(156.67)	1,030.14	1,030.14	0.00	0.00	0.00	0.00	(156.67)
		873.00	1,030.14	873.47	(156.67)	1,030.14	1,030.14	0.00	0.00	29,066.76	292.38	(156.67)

Capital Gains Reconciliation Report

For the period: 01 July 2017 to 30 June 2018

	Total	Discounted	Indexed	Other	Notional
Losses available to offset					
Current year capital losses	0.00				
Current year capital losses - Collectables	0.00				
Total Losses Available	0.00				
Total Losses Available - Collectables	0.00				
Capital Gains					
Capital gains from disposal of assets	0.00	0.00	0.00	0.00	0.00
Capital gains from disposal of assets - Collectables	0.00	0.00	0.00	0.00	0.00
Capital gains from trust distributions	0.00	0.00	0.00	0.00	0.00
Capital Gains Before Losses applied	0.00	0.00	0.00	0.00	0.00
Losses and discount applied					
Losses applied	0.00	0.00	0.00	0.00	0.00
Losses applied - Collectables	0.00	0.00	0.00	0.00	0.00
Capital gains after losses applied	0.00	0.00	0.00	0.00	0.00
Capital gains after losses applied - Collectables	0.00	0.00	0.00	0.00	0.00
CGT Discount applied	0.00				
CGT Discount applied - Collectables	0.00				
Net Capital Gain					
Net capital gain	0.00				
Net capital gain - Collectables	0.00				
Total Net Capital Gain (11A)	0.00				

Capital Gains Reconciliation Report

For the period: 01 July 2017 to 30 June 2018

	Total	Discounted	Indexed	Other	Notional
Net Capital Losses Carried Forward to later income					
Net Capital Losses Carried Forward to later income years	0.00				
Net Capital Losses Carried Forward to later income years - Collectables	0.00				
Total Net Capital Losses Carried Forward to later income years (14V)	0.00				

Note

Refer to Realised Gains Report for details of Disposals at a Security level

Refer to Distribution Reconciliation Report for Trust Distribution details at a Security level

Activity Statement Preparation Report

For The Period 01 July 2017 - 30 June 2018

Description	Reference	Gross(Inc GST)	GST
Income			
Sales			
Total Sales	G1	0.00	
Total GST collected on Sales	1A		0.00
Expenses			
Capital Purchases			
Total Capital Purchases	G10	0.00	
Non Capital Purchases			
Total Non Capital Purchases	G11	0.00	
Total GST Paid on Purchases	1B		0.00

Statement of Taxable Income

For the year ended 30 June 2018

	2018
	\$
Benefits accrued as a result of operations	19,574.65
Less	
Other Non Taxable Income	6,257.50
Increase in MV of investments	38,254.92
Exempt current pension income	81,997.00
Realised Accounting Capital Gains	(156.67)
Accounting Trust Distributions	54,740.06
	<u>181,092.81</u>
Add	
SMSF non deductible expenses	14,049.00
Pension Payments	108,000.00
Franking Credits	7,695.32
Foreign Credits	932.46
Taxable Trust Distributions	23,614.39
Distributed Foreign income	7,228.61
	<u>161,519.78</u>
SMSF Annual Return Rounding	(1.62)
Taxable Income or Loss	<u>0.00</u>
Income Tax on Taxable Income or Loss	0.00
Less	
Franking Credits	7,695.32
	<u>(7,695.32)</u>
CURRENT TAX OR REFUND	<u>259.00</u>
Supervisory Levy	259.00
AMOUNT DUE OR REFUNDABLE	<u>(7,436.32)</u>

Exempt Current Pension Income Reconciliation

For The Period 01 July 2017 - 30 June 2018

	Date	Account Code	Account Description	Taxable Amount	Actuary/Pool %	Exempt Amount
Segment - 02 July 2017 to 30 June 2018						
Label C						
	27/07/2017	25000/MBLTERM	Term Deposits - Macquarie	1,541.10		
	31/07/2017	25000/MBL964910921	Macquarie Bank #0921	113.79		
	31/08/2017	25000/MBL964910921	Macquarie Bank #0921	302.70		
	29/09/2017	25000/MBL964910921	Macquarie Bank #0921	258.61		
	25/10/2017	25000/MBLTERM	Term Deposits - Macquarie	3,082.19		
	31/10/2017	25000/MBL964910921	Macquarie Bank #0921	293.85		
	30/11/2017	25000/MBL964910921	Macquarie Bank #0921	304.43		
	29/12/2017	25000/MBL964910921	Macquarie Bank #0921	151.14		
	23/01/2018	25000/MBLTERM	Term Deposits - Macquarie	9,431.51		
	31/01/2018	25000/MBL964910921	Macquarie Bank #0921	291.02		
	28/02/2018	25000/MBL964910921	Macquarie Bank #0921	615.82		
	29/03/2018	25000/MBL964910921	Macquarie Bank #0921	673.67		
	30/04/2018	25000/MBLTERM	Term Deposits - Macquarie	13,071.23		
	30/04/2018	25000/MBL964910921	Macquarie Bank #0921	662.93		
	14/05/2018	25000/MBLTERM	Term Deposits - Macquarie	3,421.64		
	31/05/2018	25000/MBL964910921	Macquarie Bank #0921	1,417.47		
	29/06/2018	25000/MBL964910921	Macquarie Bank #0921	1,480.43		
			Total	37,113.53	100.000 %	37,113.53
Label D1						
	30/06/2018	23800/VAN0004AU1	Vanguard Aus Prop Secs Index Fd	200.99		
	30/06/2018	23800/ETL0016AU	PIMCO Div Fixed Int Fd - Ws Class	1,947.51		

WEATHERFORD SUPER FUND

Exempt Current Pension Income Reconciliation

For The Period 01 July 2017 - 30 June 2018

	Date	Account Code	Account Description	Taxable Amount	Actuary/Pool %	Exempt Amount
Label D1						
	30/06/2018	23800/MGE0001AU	Magellan Global Fund	367.54		
	30/06/2018	23800/IML0002AU	Investors Mutual Australian Share F	402.30		
	30/06/2018	23800/ETL0062AU	SGH ICE	99.81		
	30/06/2018	23800/VAN0003AU1	Vanguard International Shares Index	1,252.50		
	30/06/2018	23800/TGP0034AU	RARE Infrast Value Fund - Unhedged	1,358.65		
	30/06/2018	23800/NETWEALTHWEAT	Netwealth Wrap Service	1,713.69		
	30/06/2018	23800/VAN0109AU1	Vanguard Conservative Index Fund	818.08		
			Total	8,161.07	100.000 %	8,161.07
Label K						
	05/07/2017	23900/NAB.AX	National Australia Bank Limited	594.00		
	06/07/2017	23900/ANZ.AX	Australia And New Zealand Banking Group	496.00		
	13/07/2017	23900/WBC.AX	Westpac Banking Corporation	545.20		
	29/09/2017	23900/BEN.AX	Bendigo And Adelaide Bank Limited	578.00		
	13/12/2017	23900/NAB.AX	National Australia Bank Limited	594.00		
	18/12/2017	23900/ANZ.AX	Australia And New Zealand Banking Group	496.00		
	22/12/2017	23900/WBC.AX	Westpac Banking Corporation	545.20		
	29/03/2018	23900/BEN.AX	Bendigo And Adelaide Bank Limited	595.00		
			Total	4,443.40	100.000 %	4,443.40
Label L						
	05/07/2017	23900/NAB.AX	National Australia Bank Limited	254.57		
	06/07/2017	23900/ANZ.AX	Australia And New Zealand Banking Group	212.57		
	13/07/2017	23900/WBC.AX	Westpac Banking Corporation	233.66		

WEATHERFORD SUPER FUND

Exempt Current Pension Income Reconciliation

For The Period 01 July 2017 - 30 June 2018

	Date	Account Code	Account Description	Taxable Amount	Actuary/Pool %	Exempt Amount
Label L						
	29/09/2017	23900/BEN.AX	Bendigo And Adelaide Bank Limited	247.71		
	13/12/2017	23900/NAB.AX	National Australia Bank Limited	254.57		
	18/12/2017	23900/ANZ.AX	Australia And New Zealand Banking Group	212.57		
	22/12/2017	23900/WBC.AX	Westpac Banking Corporation	233.66		
	29/03/2018	23900/BEN.AX	Bendigo And Adelaide Bank Limited	255.00		
			Total	1,904.31	100.000 %	1,904.31
Label M						
	30/06/2018	23800/VAN0003AU1	Vanguard International Shares Index	0.98		
	30/06/2018	23800/VAN0004AU1	Vanguard Aus Prop Secs Index Fd	1,382.80		
	30/06/2018	23800/TGP0034AU	RARE Infrast Value Fund - Unhedged	98.64		
	30/06/2018	23800/NETWEALTHWEAT	Netwealth Wrap Service	16,297.95		
	30/06/2018	23800/ETL0016AU	PIMCO Div Fixed Int Fd - Ws Class	1,593.99		
	30/06/2018	23800/VAN0109AU1	Vanguard Conservative Index Fund	5,875.86		
	30/06/2018	23800/MGE0001AU	Magellan Global Fund	0.71		
	30/06/2018	23800/IML0002AU	Investors Mutual Australian Share F	3,224.02		
	30/06/2018	23800/ETL0062AU	SGH ICE	930.45		
			Total	29,405.40	100.000 %	29,405.40
Label S						
	04/07/2017	26500/999	Other Income	7.83		
	02/08/2017	26500/999	Other Income	20.31		
	04/09/2017	26500/999	Other Income	54.05		
	03/10/2017	26500/999	Other Income	46.17		

WEATHERFORD SUPER FUND

Exempt Current Pension Income Reconciliation

For The Period 01 July 2017 - 30 June 2018



	Date	Account Code	Account Description	Taxable Amount	Actuary/Pool %	Exempt Amount
Label S						
	02/11/2017	26500/999	Other Income	52.48		
	04/12/2017	26500/999	Other Income	54.37		
	03/01/2018	26500/999	Other Income	26.99		
	02/02/2018	26500/999	Other Income	57.03		
	02/03/2018	26500/999	Other Income	119.39		
	04/04/2018	26500/999	Other Income	130.62		
	02/05/2018	26500/999	Other Income	128.51		
	04/06/2018	26500/999	Other Income	273.66		
			Total	971.41	100.000 %	971.41
Total Segment ECPI *						81,999.12
SMSF Annual Return Rounding						2.12
Total ECPI						81,997.00

* Total Segment ECPI does not include ECPI amounts from Label A. The total ECPI from Label A is shown separately at the start of the report.

Cannot generate Depreciation Schedule report. ERROR - There are no depreciation records. Depreciation Schedule Report cannot be displayed.

Cannot generate PAYG Payment Summary report. No documents have been prepared during the reporting period.