
HANLEY FAMILY SUPER FUND

Reports

Table of Contents

Report Name

Fund Details Report

Trial Balance

General Ledger Audit Trail Report

Bank Account Movement Report

Investment Summary Report

Investment Movement and Returns Report

Investment Allocation

Foreign Cash Reconciliation

Statement of Taxable Income Report

Foreign Income and Expenses Worksheet

Tax Accounting Reconciliation

Realised Capital Gains Report

Unrealised Capital Gains Report

HANLEY FAMILY SUPER FUND

Fund Details Report

Fund Details

Fund Start Date	22 May 2008
Fund Code	HANLEYF
Name	HANLEY FAMILY SUPER FUND
Previous Name	
Legal Type	SMSF
Is Resident	True
ABN	23 091 971 977
TFN	882583088
SFN	
RSE Registration Number	
RSE Effective Date	

Fund Contact Details

Phone	
Fax	
Email	
URL	
Use Physical Address for Mailing	False
Physical Address	
Line 1	70A Golden Grove
Line 2	
Line 3	
Suburb	BEACON HILL
State	NSW
Postcode	2100
Validate Address	False
Mailing Address	
Addressee	Suite 201
Line 1	30 Fisher Road
Line 2	
Line 3	
Suburb	DEE WHY
State	NSW
Postcode	2099
Validate Address	False

Trust Deeds

Deed Date	22 May 2008	Date Printed	
Jurisdiction	NSW	Deed Type	Establishment
Trustee Name	Mr M Hanley & Mrs S Hanley		
Deed Source	Not Supplied		
Comments			

HANLEY FAMILY SUPER FUND

Fund Details Report

Fund Investment Returns

Financial Year	Rate Of Return
2023	Not Recorded
2022	Not Recorded
2021	Not Recorded
2020	Not Recorded
2019	Not Recorded
2018	Not Recorded
2017	Not Recorded
2016	Not Recorded
2015	Not Recorded
2014	Not Recorded
2013	Not Recorded
2012	Not Recorded
2011	Not Recorded
2010	Not Recorded
2009	Not Recorded
2008	Not Recorded

Fund Settings

Annual Return Address Default	Fund
Fund Policy	
Fund Policy Start Date	
Fund Policy End Date	12 November 2018
GST	
GST Status	Non-Registered
GST Status Date	
GST Tax Period	
Pensions	
Segregate for Pension Purposes	
Pension Exempt % (Actuarial)	
Pension Exempt % (Expenses)	
Tax Effect Accounting	
Use Tax Effect Accounting	False
Capital Loss Provision %	0.00%
Income Loss Provision %	0.00%
Unrealised Gains Provision %	0.00%

Fund Policy	
Fund Policy Start Date	13 November 2018
Fund Policy End Date	
GST	
GST Status	Registered
GST Status Date	
GST Tax Period	Quarterly
Pensions	
Segregate for Pension Purposes	False
Pension Exempt % (Actuarial)	
Pension Exempt % (Expenses)	
Tax Effect Accounting	
Use Tax Effect Accounting	True
Capital Loss Provision %	
Income Loss Provision %	
Unrealised Gains Provision %	

HANLEY FAMILY SUPER FUND

Fund Details Report

Bank Accounts

Code and Description	646 - Citigroup - Term Deposit
Account Type	Bank Account
BSB	
Account Number	9032556382
Account Name	Citigroup Money market Term Deposit
Operational Account	True
Holding Reference Type	
Holding Reference	
In-House Asset	False
Code and Description	680 - Cash At Bank
Account Type	Bank Account
BSB	062-000
Account Number	12973893
Account Name	Susan Hanley & Michael Hanley ATF HANLEY FAMILY SUPER FUND
Operational Account	True
Holding Reference Type	
Holding Reference	
In-House Asset	False
Code and Description	CBA Term Deposit - CBA - Term Deposit
Account Type	Bank Account
BSB	062-000
Account Number	50966619
Account Name	HANLEY FAMILY SUPER FUND
Operational Account	True
Holding Reference Type	
Holding Reference	
In-House Asset	False
Code and Description	CITICHQ - Citigroup - Ultimate Business Saver
Account Type	Bank Account
BSB	242-230
Account Number	470828773
Account Name	Michael Hanley & Susan Hanley ATF HANLEY FAMILY SUPER FUND
Operational Account	True
Holding Reference Type	
Holding Reference	
In-House Asset	False
Code and Description	CITIOMCA - Citigroup - Multi Currency Account AUD
Account Type	Bank Account
BSB	
Account Number	9032556382
Account Name	Michael Hanley & Susan Hanley ATF HANLEY FAMILY SUPER FUND
Operational Account	True
Holding Reference Type	
Holding Reference	
In-House Asset	False

HANLEY FAMILY SUPER FUND

Fund Details Report

Investment Accounts

Code and Description	MPL - Medibank Private Limited
Holding Reference Type	
Holding Reference	
Security Issue Code	MPL
Market Type Code	LM
Unlisted Security Type Code	
In-House Asset	False

Property Accounts

Code and Description	FRENCHFO 1 - 3/14 Rodborough Road, Frenchs Forest, NSW 2086
Property Type	True
Registered for Land Tax	False
In-House Asset	False
Address	
Line 1	Not Supplied
Line 2	
Line 3	
Suburb	
State	
Postcode	
Validate Address	False

HANLEY FAMILY SUPER FUND

Fund Details Report

Member Details

Member Number	1
Title	MR
First Name	Michael
Middle Names	
Family Name	Hanley
Gender	Male
Date of Birth	4 November 1960
Date of Death	
Preferred Salutation	
Preferred Name	
Contact Details	
Preferred Voice Contact	
Preferred Written Contact	
Home Phone	
Work Phone	
Mobile	
Fax	
Direct	
Email	
Use Physical Address for Mailing	False
Physical Address	
Line 1	70A Golden Grove
Line 2	
Line 3	
Suburb	BEACON HILL
State	NSW
Postcode	2100
Validate Address	False
Mailing Address	
Addressee	
Line 1	Suite 201
Line 2	30 Fisher Road
Line 3	
Suburb	DEE WHY
State	NSW
Postcode	2099
Validate Address	False
Member Details	
Join Fund Date	22 May 2008
Leave Fund Date	
ESP Start Date	22 May 2008
Australian Resident	True
TFN	141048281
Claim Tax Free Threshold	True
Death Sum Insured	0.00
TPD Sum Insured	0.00
Salary Continuance Sum Insured	0.00

HANLEY FAMILY SUPER FUND

Fund Details Report

Member Number	2
Title	MRS
First Name	Susan
Middle Names	Helen
Family Name	Hanley
Gender	Female
Date of Birth	20 May 1965
Date of Death	
Preferred Salutation	
Preferred Name	
Contact Details	
Preferred Voice Contact	
Preferred Written Contact	
Home Phone	
Work Phone	
Mobile	
Fax	
Direct	
Email	
Use Physical Address for Mailing	False
Physical Address	
Line 1	70A Golden Grove
Line 2	
Line 3	
Suburb	BEACON HILL
State	NSW
Postcode	2100
Validate Address	False
Mailing Address	
Addressee	
Line 1	Suite 201
Line 2	30 Fisher Road
Line 3	
Suburb	DEE WHY
State	NSW
Postcode	2099
Validate Address	False
Member Details	
Join Fund Date	22 May 2008
Leave Fund Date	
ESP Start Date	13 October 2017
Australian Resident	True
TFN	212582938
Claim Tax Free Threshold	True
Death Sum Insured	0.00
TPD Sum Insured	0.00
Salary Continuance Sum Insured	0.00

HANLEY FAMILY SUPER FUND
Fund Details Report

HANLEY FAMILY SUPER FUND

Detailed Trial Balance as at 30 June 2021

Prior Year		Description	Current Year		
Debits	Credits		Quantity	Debits	Credits
		INCOME			
		Contributions - Employer			
-	25,000.00	Mr Michael Hanley		-	25,000.00
-	25,000.00	Mrs Susan Hanley		-	25,000.00
		Contributions - Member - Personal Non-Concessional			
-	5,000.00	Mr Michael Hanley		-	-
-	5,000.00	Mrs Susan Hanley		-	-
		Increase in Market Value - Direct Property			
-	-	3/14 Rodborough Road, Frenchs Forest, NSW 2086		-	50,643.95
		Increase in Market Value - Shares in Listed Companies			
1,157.00	-	Medibank Private Limited		-	393.38
		Dividends - Shares in Listed Companies			
-	515.70	Medibank Private Limited		-	399.99
		Interest - Cash At Bank			
-	42.92	Cash At Bank		-	11.85
-	682.17	Citigroup - Term Deposit		-	-
-	437.30	Citigroup - Ultimate Business Saver		-	349.40
		Rent - Direct Property			
-	79,200.00	3/14 Rodborough Road, Frenchs Forest, NSW 2086		-	83,160.00
		EXPENSE			
428.00	-	Accountancy Fee		858.00	-
275.00	-	Auditor Fee		330.00	-
259.00	-	SMSF Supervisory Levy		259.00	-

HANLEY FAMILY SUPER FUND

Detailed Trial Balance as at 30 June 2021

Prior Year		Description	Current Year		
Debits	Credits		Quantity	Debits	Credits
		INCOME TAX			
19,371.45	-	Income Tax Expense		24,974.70	-
-	-	Prior Years Over Provision for Income Tax		-	64.00
		PROFIT & LOSS CLEARING ACCOUNT			
119,387.64	-	Profit & Loss Clearing Account		158,600.87	-
		ASSETS			
		Direct Property			
1,149,356.05	-	3/14 Rodborough Road, Frenchs Forest, NSW 2086	1.0000	1,200,000.00	-
		Shares in Listed Companies			
6,918.86	-	Medibank Private Limited	2,314.0000	7,312.24	-
		Cash At Bank			
135,750.11	-	Cash At Bank		93,134.88	-
-	-	CBA - Term Deposit		150,000.00	-
100.20	-	Citigroup - Multi Currency Account AUD		100.20	-
121,404.99	-	Citigroup - Ultimate Business Saver		121,754.39	-
		Current Tax Assets			
-	18,080.84	Income Tax Payable		-	9,781.16
-	19,487.10	Provision for Income Tax		-	19,870.95
		Current Tax Assets - Franking Credits - Shares in Listed Companies			
154.71	-	Medibank Private Limited		120.00	-
		Current Tax Assets			
9,552.00	-	Income Tax Instalments Paid		31,442.00	-

LIABILITIES

HANLEY FAMILY SUPER FUND

Detailed Trial Balance as at 30 June 2021

Prior Year			Current Year		
Debits	Credits	Description	Quantity	Debits	Credits
-	229.05	Unrealised Gains/Losses		-	5,332.80
-	10,308.00	Activity Statement Payable/Refundable		-	35,210.00
-	64.00	GST Payable/Refundable		-	-
MEMBER ENTITLEMENTS					
-	702,631.11	Mr Michael Hanley Accumulation		-	783,204.18
-	672,436.82	Mrs Susan Hanley Accumulation		-	750,464.62
<u>1,564,115.01</u>	<u>1,564,115.01</u>			<u>1,788,886.28</u>	<u>1,788,886.28</u>

HANLEY FAMILY SUPER FUND
General Ledger Audit Trail
For the period from 1 July 2020 to 30 June 2021

Processed Date & User	Date	Description	State	Amount
-----------------------	------	-------------	-------	--------

Income

Investment Gains · Increase in Market Value · Direct Property · 3 · 14 Rodborough Road, Frenchs Forest, NSW 2086

20/07/2022	brian@armstrongadvisory.co m.au	30/06/2021	Market Value Adjustment	Accounted	50,643.95	Cr
------------	------------------------------------	------------	-------------------------	-----------	-----------	----

Investment Gains · Increase in Market Value · Shares in Listed Companies · Medibank Private Limited

20/07/2022	brian@armstrongadvisory.co m.au	30/06/2021	Market Value Adjustment	Accounted	393.38	Cr
------------	------------------------------------	------------	-------------------------	-----------	--------	----

Investment Income · Dividends · Shares in Listed Companies · Medibank Private Limited

14/07/2022	Income Announcement	24/09/2020	MPL AUD 0.063 FRANKED, 30% CTR	Accounted	208.26	Cr
14/07/2022	Income Announcement	25/03/2021	MPL AUD 0.058 FRANKED, 30% CTR	Accounted	191.73	Cr

Investment Income · Interest · Cash At Bank · Cash At Bank

14/07/2022	Transaction Rules	1/07/2020	credit Interest	Accounted	0.67	Cr
14/07/2022	Transaction Rules	1/08/2020	credit Interest	Accounted	1.13	Cr
14/07/2022	Transaction Rules	1/09/2020	credit Interest	Accounted	1.07	Cr
14/07/2022	Transaction Rules	1/10/2020	credit Interest	Accounted	1.03	Cr
14/07/2022	Transaction Rules	1/11/2020	credit Interest	Accounted	1.06	Cr
14/07/2022	Transaction Rules	1/12/2020	credit Interest	Accounted	1.01	Cr
14/07/2022	Transaction Rules	1/01/2021	credit Interest	Accounted	1.05	Cr
14/07/2022	Transaction Rules	1/02/2021	credit Interest	Accounted	1.05	Cr
14/07/2022	Transaction Rules	1/03/2021	credit Interest	Accounted	0.94	Cr
14/07/2022	Transaction Rules	1/04/2021	credit Interest	Accounted	1.02	Cr
14/07/2022	Transaction Rules	1/05/2021	credit Interest	Accounted	0.96	Cr
14/07/2022	Transaction Rules	1/06/2021	credit Interest	Accounted	0.86	Cr

Investment Income · Interest · Cash At Bank · Citigroup - Ultimate Business Saver

14/07/2022	brian@armstrongadvisory.co m.au	30/06/2021	Credit Interest	Accounted	349.40	Cr
------------	------------------------------------	------------	-----------------	-----------	--------	----

Investment Income · Rent · Direct Property · 3 · 14 Rodborough Road, Frenchs Forest, NSW 2086

14/07/2022	brian@armstrongadvisory.co m.au	25/06/2021	MPCF Rent	Accounted	83,160.00	Cr
------------	------------------------------------	------------	-----------	-----------	-----------	----

Member Receipts · Contributions · Employer · Mr Michael Hanley

14/07/2022	brian@armstrongadvisory.co m.au	15/06/2021	2017 Superfund FY21	Accounted	25,000.00	Cr
------------	------------------------------------	------------	---------------------	-----------	-----------	----

Member Receipts · Contributions · Employer · Mrs Susan Hanley

14/07/2022	brian@armstrongadvisory.co m.au	15/06/2021	2017 Superfund FY21	Accounted	25,000.00	Cr
------------	------------------------------------	------------	---------------------	-----------	-----------	----

Expenses

Other Expenses · Accountancy Fee

14/07/2022	brian@armstrongadvisory.co m.au	24/02/2021	Armstrong 2019 Tax Invoice	Accounted	858.00	Dr
------------	------------------------------------	------------	----------------------------	-----------	--------	----

Other Expenses · Auditor Fee

14/07/2022	brian@armstrongadvisory.co m.au	24/02/2021	Armstrong 2019 Tax Invoice	Accounted	330.00	Dr
------------	------------------------------------	------------	----------------------------	-----------	--------	----

Other Expenses · SMSF Supervisory Levy

14/07/2022	brian@armstrongadvisory.co m.au	25/04/2021	Tax Office FY2019	Accounted	259.00	Dr
------------	------------------------------------	------------	-------------------	-----------	--------	----

Income Tax

HANLEY FAMILY SUPER FUND
General Ledger Audit Trail
For the period from 1 July 2020 to 30 June 2021

Processed Date & User	Date	Description	State	Amount
-----------------------	------	-------------	-------	--------

Income Tax

Income Tax Expense · Income Tax Expense

20/07/2022	brian@armstrongadvisory.co m.au	30/06/2021	Fund Income Tax	Accounted	19,870.95	Dr
20/07/2022	brian@armstrongadvisory.co m.au	30/06/2021	Change in provision for deferred tax	Accounted	5,103.75	Dr

Prior Years Over Provision for Income Tax

14/07/2022	pasandi@armstrongadvisory .com.au	1/07/2020	Write off Sep 19 BAS difference	Accounted	64.00	Cr
------------	--------------------------------------	-----------	---------------------------------	-----------	-------	----

Assets

Investments · Direct Property · 3 · 14 Rodborough Road, Frenchs Forest, NSW 2086

20/07/2022	brian@armstrongadvisory.co m.au	30/06/2021	Market Value Adjustment	Accounted	50,643.95	Dr
------------	------------------------------------	------------	-------------------------	-----------	-----------	----

Investments · Shares in Listed Companies · Medibank Private Limited

20/07/2022	brian@armstrongadvisory.co m.au	30/06/2021	Market Value Adjustment	Accounted	393.38	Dr
------------	------------------------------------	------------	-------------------------	-----------	--------	----

Other Assets · Cash At Bank · Cash At Bank

14/07/2022	brian@armstrongadvisory.co m.au	1/07/2020	credit Interest	Accounted	0.67	Dr
14/07/2022	brian@armstrongadvisory.co m.au	24/07/2020	ATO June IAS	Accounted	10,308.00	Cr
14/07/2022	brian@armstrongadvisory.co m.au	1/08/2020	credit Interest	Accounted	1.13	Dr
14/07/2022	brian@armstrongadvisory.co m.au	1/09/2020	credit Interest	Accounted	1.07	Dr
14/07/2022	brian@armstrongadvisory.co m.au	24/09/2020	Medibank Dividend	Accounted	145.78	Dr
14/07/2022	brian@armstrongadvisory.co m.au	1/10/2020	credit Interest	Accounted	1.03	Dr
14/07/2022	brian@armstrongadvisory.co m.au	26/10/2020	ATO IAS Sept	Accounted	2,274.00	Cr
14/07/2022	brian@armstrongadvisory.co m.au	1/11/2020	credit Interest	Accounted	1.06	Dr
14/07/2022	brian@armstrongadvisory.co m.au	1/12/2020	credit Interest	Accounted	1.01	Dr
14/07/2022	brian@armstrongadvisory.co m.au	1/01/2021	credit Interest	Accounted	1.05	Dr
14/07/2022	brian@armstrongadvisory.co m.au	1/02/2021	credit Interest	Accounted	1.05	Dr
14/07/2022	brian@armstrongadvisory.co m.au	24/02/2021	Armstrong 2019 Tax Invoice	Accounted	1,188.00	Cr
14/07/2022	brian@armstrongadvisory.co m.au	1/03/2021	credit Interest	Accounted	0.94	Dr
14/07/2022	brian@armstrongadvisory.co m.au	9/03/2021	TAX Office Dec QTR	Accounted	2,274.00	Cr
14/07/2022	brian@armstrongadvisory.co m.au	25/03/2021	Medibank Div	Accounted	134.21	Dr
14/07/2022	brian@armstrongadvisory.co m.au	1/04/2021	credit Interest	Accounted	1.02	Dr
14/07/2022	brian@armstrongadvisory.co m.au	25/04/2021	Tax Office FY2019	Accounted	18,339.07	Cr
14/07/2022	brian@armstrongadvisory.co m.au	1/05/2021	credit Interest	Accounted	0.96	Dr
14/07/2022	brian@armstrongadvisory.co m.au	1/06/2021	credit Interest	Accounted	0.86	Dr
14/07/2022	brian@armstrongadvisory.co m.au	15/06/2021	2017 Superfund FY21	Accounted	50,000.00	Dr

HANLEY FAMILY SUPER FUND
General Ledger Audit Trail
For the period from 1 July 2020 to 30 June 2021

Processed Date & User	Date	Description	State	Amount
-----------------------	------	-------------	-------	--------

Assets

Other Assets · Cash At Bank · Cash At Bank

14/07/2022	brian@armstrongadvisory.co m.au	24/06/2021	Transfer out Branch	Accounted	150,000.00	Cr
14/07/2022	brian@armstrongadvisory.co m.au	25/06/2021	MPCF Rent	Accounted	91,476.00	Dr

Other Assets · Cash At Bank · CBA - Term Deposit

14/07/2022	brian@armstrongadvisory.co m.au	24/06/2021	Transfer In CBA	Accounted	150,000.00	Dr
------------	------------------------------------	------------	-----------------	-----------	------------	----

Other Assets · Cash At Bank · Citigroup - Ultimate Business Saver

14/07/2022	brian@armstrongadvisory.co m.au	30/06/2021	Credit Interest	Accounted	349.40	Dr
------------	------------------------------------	------------	-----------------	-----------	--------	----

Other Assets · Current Tax Assets · Franking Credits · Shares in Listed Companies · Medibank Private Limited

30/08/2021	li@armstrongadvisory.com.a u	1/07/2020	Fund Tax Finalisation	Accounted	154.71	Cr
14/07/2022	Income Announcement	24/09/2020	MPL AUD 0.063 FRANKED, 30% CTR	Accounted	62.48	Dr
14/07/2022	Income Announcement	25/03/2021	MPL AUD 0.058 FRANKED, 30% CTR	Accounted	57.52	Dr

Other Assets · Current Tax Assets · Income Tax Instalments Paid

30/08/2021	li@armstrongadvisory.com.a u	1/07/2020	Fund Tax Finalisation	Accounted	9,552.00	Cr
14/07/2022	brian@armstrongadvisory.co m.au	30/09/2020	ATO IAS Sept	Accounted	2,274.00	Dr
14/07/2022	brian@armstrongadvisory.co m.au	31/12/2020	TAX Office Dec QTR	Accounted	2,274.00	Dr
14/07/2022	brian@armstrongadvisory.co m.au	30/03/2021	Fund Activity Statement	Accounted	2,274.00	Dr
14/07/2022	brian@armstrongadvisory.co m.au	30/06/2021	Fund Activity Statement	Accounted	24,620.00	Dr

Other Assets · Current Tax Assets · Income Tax Payable

30/08/2021	li@armstrongadvisory.com.a u	1/07/2020	Fund Tax Finalisation	Accounted	9,780.39	Cr
14/07/2022	brian@armstrongadvisory.co m.au	25/04/2021	Tax Office FY2019	Accounted	18,080.07	Dr

Other Assets · Current Tax Assets · Provision for Income Tax

30/08/2021	li@armstrongadvisory.com.a u	1/07/2020	Fund Tax Finalisation	Accounted	19,487.10	Dr
20/07/2022	brian@armstrongadvisory.co m.au	30/06/2021	Tax Effect Of Income	Accounted	19,870.95	Cr

Other Assets · Receivables · Investment Income Receivable · Dividends · Shares in Listed Companies · Medibank Privat

14/07/2022	Income Announcement	24/09/2020	MPL AUD 0.063 FRANKED, 30% CTR	Accounted	145.78	Dr
14/07/2022	Evidence Match	24/09/2020	MPL AUD 0.063 FRANKED, 30% CTR	Accounted	145.78	Cr
14/07/2022	Income Announcement	25/03/2021	MPL AUD 0.058 FRANKED, 30% CTR	Accounted	134.21	Dr
14/07/2022	Evidence Match	25/03/2021	MPL AUD 0.058 FRANKED, 30% CTR	Accounted	134.21	Cr

Other Assets · Receivables · Investment Income Receivable · Interest · Cash At Bank · Cash At Bank

14/07/2022	Evidence Match	1/07/2020	credit Interest	Accounted	0.67	Cr
14/07/2022	Transaction Rules	1/07/2020	credit Interest	Accounted	0.67	Dr
14/07/2022	Evidence Match	1/08/2020	credit Interest	Accounted	1.13	Cr
14/07/2022	Transaction Rules	1/08/2020	credit Interest	Accounted	1.13	Dr
14/07/2022	Evidence Match	1/09/2020	credit Interest	Accounted	1.07	Cr
14/07/2022	Transaction Rules	1/09/2020	credit Interest	Accounted	1.07	Dr
14/07/2022	Evidence Match	1/10/2020	credit Interest	Accounted	1.03	Cr
14/07/2022	Transaction Rules	1/10/2020	credit Interest	Accounted	1.03	Dr

HANLEY FAMILY SUPER FUND
General Ledger Audit Trail
For the period from 1 July 2020 to 30 June 2021

Processed Date & User	Date	Description	State	Amount
-----------------------	------	-------------	-------	--------

Assets

Other Assets · Receivables · Investment Income Receivable · Interest · Cash At Bank · Cash At Bank

14/07/2022	Evidence Match	1/11/2020	credit Interest	Accounted	1.06	Cr
14/07/2022	Transaction Rules	1/11/2020	credit Interest	Accounted	1.06	Dr
14/07/2022	Transaction Rules	1/12/2020	credit Interest	Accounted	1.01	Dr
14/07/2022	Evidence Match	1/12/2020	credit Interest	Accounted	1.01	Cr
14/07/2022	Evidence Match	1/01/2021	credit Interest	Accounted	1.05	Cr
14/07/2022	Transaction Rules	1/01/2021	credit Interest	Accounted	1.05	Dr
14/07/2022	Evidence Match	1/02/2021	credit Interest	Accounted	1.05	Cr
14/07/2022	Transaction Rules	1/02/2021	credit Interest	Accounted	1.05	Dr
14/07/2022	Evidence Match	1/03/2021	credit Interest	Accounted	0.94	Cr
14/07/2022	Transaction Rules	1/03/2021	credit Interest	Accounted	0.94	Dr
14/07/2022	Evidence Match	1/04/2021	credit Interest	Accounted	1.02	Cr
14/07/2022	Transaction Rules	1/04/2021	credit Interest	Accounted	1.02	Dr
14/07/2022	Evidence Match	1/05/2021	credit Interest	Accounted	0.96	Cr
14/07/2022	Transaction Rules	1/05/2021	credit Interest	Accounted	0.96	Dr
14/07/2022	Evidence Match	1/06/2021	credit Interest	Accounted	0.86	Cr
14/07/2022	Transaction Rules	1/06/2021	credit Interest	Accounted	0.86	Dr

Other Assets · Receivables · Investment Income Receivable · Interest · Cash At Bank · Citigroup - Ultimate Business Sa

14/07/2022	Evidence Match	30/06/2021	Credit Interest	Accounted	349.40	Cr
14/07/2022	brian@armstrongadvisory.co m.au	30/06/2021	Credit Interest	Accounted	349.40	Dr

Other Assets · Receivables · Investment Income Receivable · Rent · Direct Property · 3 · 14 Rodborough Road, Frenchs I

14/07/2022	brian@armstrongadvisory.co m.au	25/06/2021	MPCF Rent	Accounted	91,476.00	Dr
14/07/2022	Evidence Match	25/06/2021	Rental Income/Disbursements Received	Accounted	91,476.00	Cr

Other Assets · Receivables · Member Income Receivable · Contributions · Mr Michael Hanley

14/07/2022	Evidence Match	15/06/2021	Contribution Received	Accounted	25,000.00	Cr
14/07/2022	brian@armstrongadvisory.co m.au	15/06/2021	2017 Superfund FY21	Accounted	25,000.00	Dr

Other Assets · Receivables · Member Income Receivable · Contributions · Mrs Susan Hanley

14/07/2022	Evidence Match	15/06/2021	Contribution Received	Accounted	25,000.00	Cr
14/07/2022	brian@armstrongadvisory.co m.au	15/06/2021	2017 Superfund FY21	Accounted	25,000.00	Dr

Liabilities

Deferred Tax Liability · Unrealised Gains · Losses

20/07/2022	brian@armstrongadvisory.co m.au	30/06/2021	Change in provision for deferred tax	Accounted	5,103.75	Cr
------------	------------------------------------	------------	--------------------------------------	-----------	----------	----

Fund Suspense · Cash At Bank

14/07/2022	Evidence Match	1/07/2020	credit Interest	Accounted	0.67	Dr
14/07/2022	brian@armstrongadvisory.co m.au	1/07/2020	credit Interest	Accounted	0.67	Cr
14/07/2022	Evidence Match	24/07/2020	ATO June IAS	Accounted	10,308.00	Cr
14/07/2022	brian@armstrongadvisory.co m.au	24/07/2020	ATO June IAS	Accounted	10,308.00	Dr
14/07/2022	Evidence Match	1/08/2020	credit Interest	Accounted	1.13	Dr
14/07/2022	brian@armstrongadvisory.co m.au	1/08/2020	credit Interest	Accounted	1.13	Cr
14/07/2022	Evidence Match	1/09/2020	credit Interest	Accounted	1.07	Dr

HANLEY FAMILY SUPER FUND
General Ledger Audit Trail
For the period from 1 July 2020 to 30 June 2021

Processed Date & User		Date	Description	State	Amount	
Liabilities						
Fund Suspense - Cash At Bank						
14/07/2022	brian@armstrongadvisory.co m.au	1/09/2020	credit Interest	Accounted	1.07	Cr
14/07/2022	Evidence Match	24/09/2020	Medibank Dividend	Accounted	145.78	Dr
14/07/2022	brian@armstrongadvisory.co m.au	24/09/2020	Medibank Dividend	Accounted	145.78	Cr
14/07/2022	brian@armstrongadvisory.co m.au	1/10/2020	credit Interest	Accounted	1.03	Cr
14/07/2022	Evidence Match	1/10/2020	credit Interest	Accounted	1.03	Dr
14/07/2022	Evidence Match	26/10/2020	ATO IAS Sept	Accounted	2,274.00	Cr
14/07/2022	brian@armstrongadvisory.co m.au	26/10/2020	ATO IAS Sept	Accounted	2,274.00	Dr
14/07/2022	Evidence Match	1/11/2020	credit Interest	Accounted	1.06	Dr
14/07/2022	brian@armstrongadvisory.co m.au	1/11/2020	credit Interest	Accounted	1.06	Cr
14/07/2022	Evidence Match	1/12/2020	credit Interest	Accounted	1.01	Dr
14/07/2022	brian@armstrongadvisory.co m.au	1/12/2020	credit Interest	Accounted	1.01	Cr
14/07/2022	Evidence Match	1/01/2021	credit Interest	Accounted	1.05	Dr
14/07/2022	brian@armstrongadvisory.co m.au	1/01/2021	credit Interest	Accounted	1.05	Cr
14/07/2022	brian@armstrongadvisory.co m.au	1/02/2021	credit Interest	Accounted	1.05	Cr
14/07/2022	Evidence Match	1/02/2021	credit Interest	Accounted	1.05	Dr
14/07/2022	brian@armstrongadvisory.co m.au	24/02/2021	Armstrong 2019 Tax Invoice	Accounted	1,188.00	Dr
14/07/2022	Evidence Match	24/02/2021	Armstrong 2019 Tax Invoice	Accounted	330.00	Cr
14/07/2022	Evidence Match	24/02/2021	Armstrong 2019 Tax Invoice	Accounted	858.00	Cr
14/07/2022	Evidence Match	1/03/2021	credit Interest	Accounted	0.94	Dr
14/07/2022	brian@armstrongadvisory.co m.au	1/03/2021	credit Interest	Accounted	0.94	Cr
14/07/2022	Evidence Match	9/03/2021	TAX Office Dec QTR	Accounted	2,274.00	Cr
14/07/2022	brian@armstrongadvisory.co m.au	9/03/2021	TAX Office Dec QTR	Accounted	2,274.00	Dr
14/07/2022	Evidence Match	25/03/2021	Medibank Div	Accounted	134.21	Dr
14/07/2022	brian@armstrongadvisory.co m.au	25/03/2021	Medibank Div	Accounted	134.21	Cr
14/07/2022	Evidence Match	1/04/2021	credit Interest	Accounted	1.02	Dr
14/07/2022	brian@armstrongadvisory.co m.au	1/04/2021	credit Interest	Accounted	1.02	Cr
14/07/2022	brian@armstrongadvisory.co m.au	25/04/2021	Tax Office FY2019	Accounted	18,339.07	Dr
14/07/2022	Evidence Match	25/04/2021	Tax Office FY2019	Accounted	18,339.07	Cr
14/07/2022	Evidence Match	1/05/2021	credit Interest	Accounted	0.96	Dr
14/07/2022	brian@armstrongadvisory.co m.au	1/05/2021	credit Interest	Accounted	0.96	Cr
14/07/2022	Evidence Match	1/06/2021	credit Interest	Accounted	0.86	Dr
14/07/2022	brian@armstrongadvisory.co m.au	1/06/2021	credit Interest	Accounted	0.86	Cr
14/07/2022	Evidence Match	15/06/2021	2017 Superfund FY21	Accounted	50,000.00	Dr
14/07/2022	brian@armstrongadvisory.co m.au	15/06/2021	2017 Superfund FY21	Accounted	50,000.00	Cr
14/07/2022	Evidence Match	24/06/2021	Transfer out Branch	Accounted	150,000.00	Cr
14/07/2022	brian@armstrongadvisory.co m.au	24/06/2021	Transfer out Branch	Accounted	150,000.00	Dr
14/07/2022	Evidence Match	25/06/2021	MPCF Rent	Accounted	91,476.00	Dr

HANLEY FAMILY SUPER FUND
General Ledger Audit Trail
For the period from 1 July 2020 to 30 June 2021

Processed Date & User	Date	Description	State	Amount
-----------------------	------	-------------	-------	--------

Liabilities

Fund Suspense - Cash At Bank

14/07/2022	brian@armstrongadvisory.co m.au	25/06/2021	MPCF Rent	Accounted	91,476.00	Cr
------------	------------------------------------	------------	-----------	-----------	-----------	----

Fund Suspense - CBA - Term Deposit

14/07/2022	Evidence Match	24/06/2021	Transfer In CBA	Accounted	150,000.00	Dr
14/07/2022	brian@armstrongadvisory.co m.au	24/06/2021	Transfer In CBA	Accounted	150,000.00	Cr

Fund Suspense - Citigroup - Ultimate Business Saver

14/07/2022	Evidence Match	30/06/2021	Credit Interest	Accounted	349.40	Dr
14/07/2022	brian@armstrongadvisory.co m.au	30/06/2021	Credit Interest	Accounted	349.40	Cr

Income Tax Suspense

14/07/2022	brian@armstrongadvisory.co m.au	25/04/2021	Tax Office FY2019	Accounted	18,339.07	Cr
14/07/2022	Evidence Match	25/04/2021	Tax Office FY2019	Accounted	18,339.07	Dr

Other Creditors and Accruals - Accountancy Fee

14/07/2022	Evidence Match	24/02/2021	Armstrong 2019 Tax Invoice	Accounted	858.00	Dr
14/07/2022	brian@armstrongadvisory.co m.au	24/02/2021	Armstrong 2019 Tax Invoice	Accounted	858.00	Cr

Other Creditors and Accruals - Auditor Fee

14/07/2022	Evidence Match	24/02/2021	Armstrong 2019 Tax Invoice	Accounted	330.00	Dr
14/07/2022	brian@armstrongadvisory.co m.au	24/02/2021	Armstrong 2019 Tax Invoice	Accounted	330.00	Cr

Other Taxes Payable - Activity Statement Payable - Refundable

14/07/2022	Evidence Match	24/07/2020	Fund Activity Statement	Accounted	10,308.00	Dr
14/07/2022	brian@armstrongadvisory.co m.au	30/09/2020	ATO IAS Sept	Accounted	2,274.00	Cr
14/07/2022	Evidence Match	26/10/2020	ATO IAS Sept	Accounted	2,274.00	Dr
14/07/2022	brian@armstrongadvisory.co m.au	31/12/2020	TAX Office Dec QTR	Accounted	2,274.00	Cr
14/07/2022	Evidence Match	9/03/2021	TAX Office Dec QTR	Accounted	2,274.00	Dr
14/07/2022	brian@armstrongadvisory.co m.au	30/03/2021	Fund Activity Statement	Accounted	2,274.00	Cr
14/07/2022	brian@armstrongadvisory.co m.au	30/06/2021	Fund Activity Statement	Accounted	32,936.00	Cr

Other Taxes Payable - GST Payable - Refundable

14/07/2022	pasandi@armstrongadvisory .com.au	1/07/2020	Write off Sep 19 BAS difference	Accounted	64.00	Dr
14/07/2022	brian@armstrongadvisory.co m.au	25/06/2021	MPCF Rent	Accounted	8,316.00	Cr
14/07/2022	brian@armstrongadvisory.co m.au	30/06/2021	Fund Activity Statement	Accounted	8,316.00	Dr

Member Entitlements

Member Entitlement Accounts - Mr Michael Hanley - Accumulation

14/07/2022	brian@armstrongadvisory.co m.au	15/06/2021	2017 Superfund FY21	Accounted	25,000.00	Cr
20/07/2022	brian@armstrongadvisory.co m.au	30/06/2021	Contribution Tax	Accounted	3,750.00	Dr
20/07/2022	brian@armstrongadvisory.co m.au	30/06/2021	Investment Profit or Loss	Accounted	68,219.29	Cr

HANLEY FAMILY SUPER FUND
General Ledger Audit Trail
For the period from 1 July 2020 to 30 June 2021

Processed Date & User	Date	Description	State	Amount
-----------------------	------	-------------	-------	--------

Member Entitlements

Member Entitlement Accounts · Mr Michael Hanley · Accumulation

20/07/2022	brian@armstrongadvisory.co m.au	30/06/2021	Income Taxes Allocated	Accounted	8,896.22	Dr
------------	------------------------------------	------------	------------------------	-----------	----------	----

Member Entitlement Accounts · Mrs Susan Hanley · Accumulation

14/07/2022	brian@armstrongadvisory.co m.au	15/06/2021	2017 Superfund FY21	Accounted	25,000.00	Cr
20/07/2022	brian@armstrongadvisory.co m.au	30/06/2021	Contribution Tax	Accounted	3,750.00	Dr
20/07/2022	brian@armstrongadvisory.co m.au	30/06/2021	Investment Profit or Loss	Accounted	65,292.28	Cr
20/07/2022	brian@armstrongadvisory.co m.au	30/06/2021	Income Taxes Allocated	Accounted	8,514.48	Dr

HANLEY FAMILY SUPER FUND
Bank Account Movements
For the period 1 July 2020 to 30 June 2021

Date	Description	Withdrawals	Deposits	Balance
<u>Account: Cash At Bank (062-000 12973893)</u>				
1/07/2020	Opening Balance			135,750.11
01/07/2020	credit Interest		0.67	135,750.78
24/07/2020	ATO June IAS	10,308.00		125,442.78
01/08/2020	credit Interest		1.13	125,443.91
01/09/2020	credit Interest		1.07	125,444.98
24/09/2020	Medibank Dividend		145.78	125,590.76
01/10/2020	credit Interest		1.03	125,591.79
26/10/2020	ATO IAS Sept	2,274.00		123,317.79
01/11/2020	credit Interest		1.06	123,318.85
01/12/2020	credit Interest		1.01	123,319.86
01/01/2021	credit Interest		1.05	123,320.91
01/02/2021	credit Interest		1.05	123,321.96
24/02/2021	Armstrong 2019 Tax Invoice	1,188.00		122,133.96
01/03/2021	credit Interest		0.94	122,134.90
09/03/2021	TAX Office Dec QTR	2,274.00		119,860.90
25/03/2021	Medibank Div		134.21	119,995.11
01/04/2021	credit Interest		1.02	119,996.13
25/04/2021	Tax Office FY2019	18,339.07		101,657.06
01/05/2021	credit Interest		0.96	101,658.02
01/06/2021	credit Interest		0.86	101,658.88
15/06/2021	2017 Superfund FY21		50,000.00	151,658.88
24/06/2021	Transfer out Branch	150,000.00		1,658.88
25/06/2021	MPCF Rent		91,476.00	93,134.88
30/06/2021	Closing Balance	<u>184,383.07</u>	<u>141,767.84</u>	<u>93,134.88</u>
	Transactions : 22			
<u>Account: CBA - Term Deposit (062-000 50966619)</u>				
1/07/2020	Opening Balance			0.00
24/06/2021	Transfer In CBA		150,000.00	150,000.00
30/06/2021	Closing Balance		<u>150,000.00</u>	<u>150,000.00</u>
	Transactions : 1			
<u>Account: Citigroup - Ultimate Business Saver (242-230 470828773)</u>				
1/07/2020	Opening Balance			121,404.99
30/06/2021	Credit Interest		349.40	121,754.39
30/06/2021	Closing Balance		<u>349.40</u>	<u>121,754.39</u>
	Transactions : 1			
<u>Account: Citigroup - Multi Currency Account AUD (9032556382)</u>				
1/07/2020	Opening Balance			100.20
30/06/2021	Closing Balance			<u>100.20</u>
	Transactions : 0			

HANLEY FAMILY SUPER FUND

Investment Summary as at 30 June 2021

Investment	Units	Average Cost Price	Market Price	Accounting Cost	Market Value	Unrealised Accounting Gain/(Loss)	Accounting Gain/(Loss) (%)	Portfolio Weight (%)
<u>Bank</u>								
Cash At Bank				93,134.88	93,134.88			5.92%
CBA - Term Deposit				150,000.00	150,000.00			9.54%
Citigroup - Multi Currency Account AUD				100.20	100.20			0.01%
Citigroup - Ultimate Business Saver				121,754.39	121,754.39			7.74%
				364,989.47	364,989.47			23.21%
<u>Listed Securities Market</u>								
Medibank Private Limited (ASX:MPL)	2,314.00000	2.0000	3.1600	4,628.00	7,312.24	2,684.24	58.00%	0.47%
				4,628.00	7,312.24	2,684.24	58.00%	0.47%
<u>Property Direct Market</u>								
3/14 Rodborough Road, Frenchs Forest, NSW 2086	1.00000	1,149,356.0500	1,200,000.0000	1,149,356.05	1,200,000.00	50,643.95	4.41%	76.32%
				1,149,356.05	1,200,000.00	50,643.95	4.41%	76.32%
				1,518,973.52	1,572,301.71	53,328.19	3.51%	100.00%

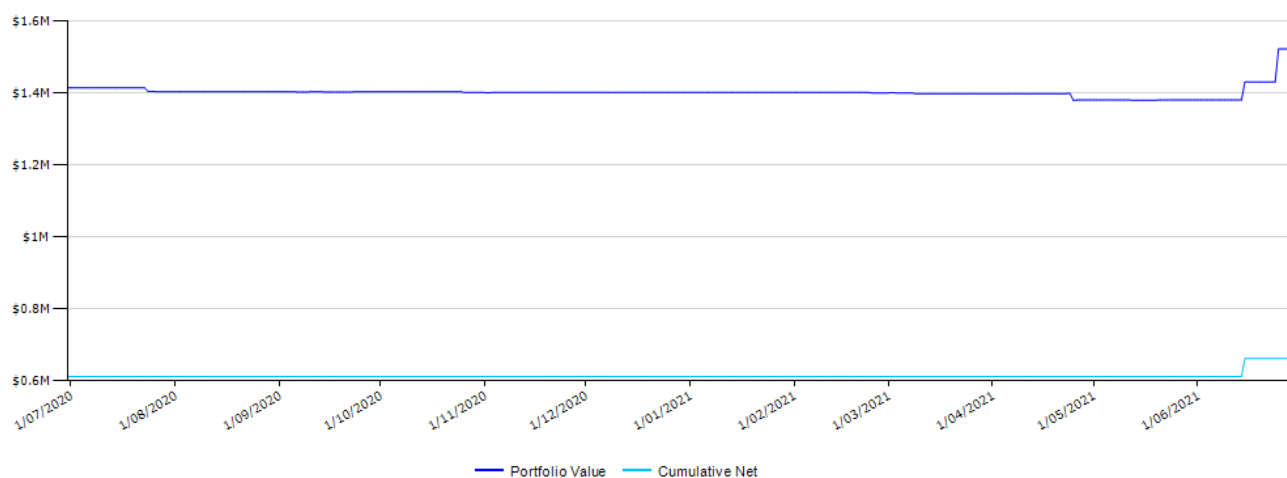
The accounting cost is the original cost base adjusted by any subsequent capital call/improvement or capital return transactions. In many cases, it is not the same as the adjusted or reduced cost base, or the reset cost base resulting from the CGT relief. To view the tax cost base and unrealised gain/(loss) for tax purposes refer to the Unrealised Capital Gains Report or change the report parameter to tax cost base.

HANLEY FAMILY SUPER FUND
Investment Movement and Returns Report
For the period from 1 July 2020 to 30 June 2021

Movement in Value

Starting Market Value	1,413,530.21
Net Addition	50,000.00
Realised and Unrealised Gains/Losses	51,037.33
Investment Income (excluding credits)	83,801.24
Portfolio Expenses	(1,383.00)
Other*	(24,684.07)
Ending Market Value	1,572,301.71
Movement in Value	158,771.50

Portfolio Value versus Cumulative Net Investment



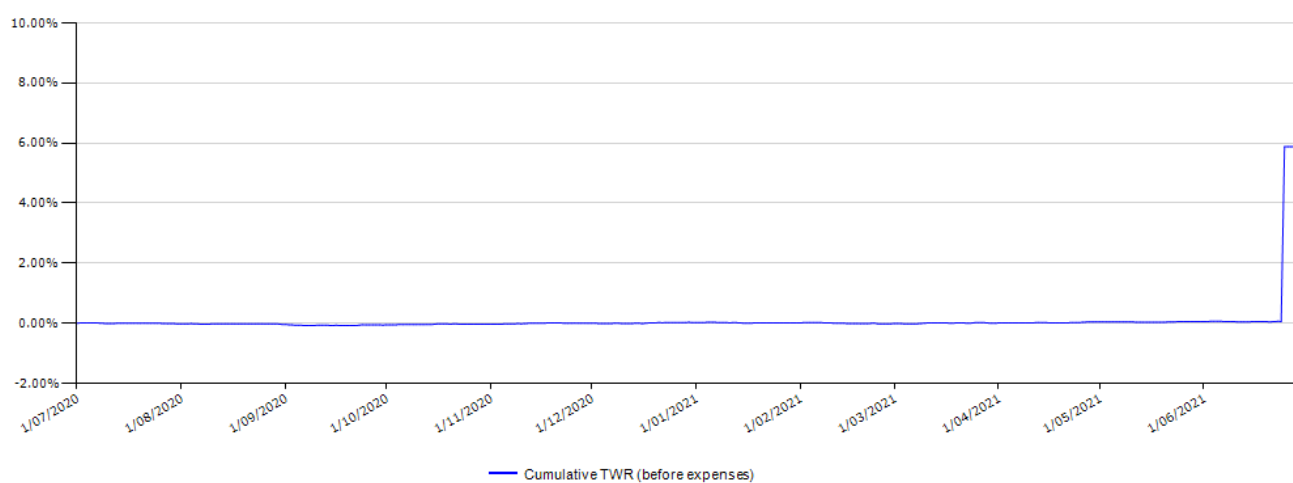
HANLEY FAMILY SUPER FUND
Investment Movement and Returns Report
For the period from 1 July 2020 to 30 June 2021

Portfolio Return

Realised and Unrealised Gains/Losses	51,037.33
Investment Income (excluding credits)	83,801.24
Credits	120.00
Total dollar return before expenses	134,958.57
Investment Expenses	0.00
Total dollar return after expenses	134,958.57

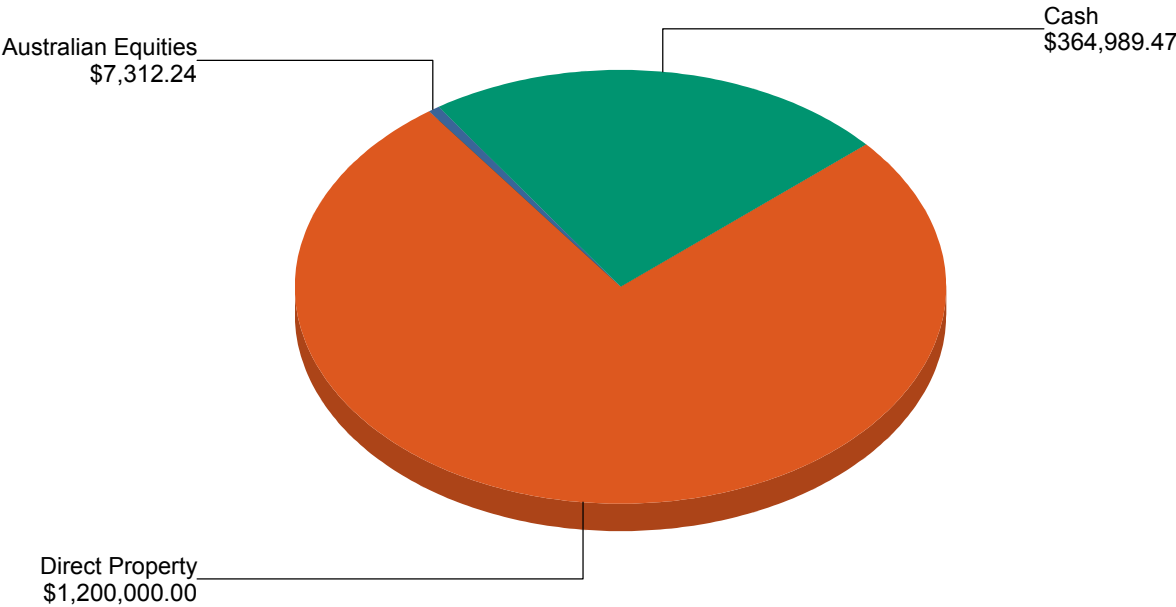
	1 year	3 years	Since 01/07/2016	Since 01/07/2020
Investment return before expenses (TWR)	9.43%	32.51%	38.47%	9.43%

Return Over Time



HANLEY FAMILY SUPER FUND
Investment Allocation as at 30 June 2021

Current Asset Allocation



Australian Equities	0.5%
Australian Fixed Interest	0.0%
Cash	23.2%
Direct Property	76.3%
Foreign Cash	0.0%
International Equities	0.0%
International Fixed Interest	0.0%
Listed Property	0.0%
Mortgages	0.0%
Other	0.0%
Total:	100.0%

HANLEY FAMILY SUPER FUND

Investment Allocation as at 30 June 2021

	Australian Equities	Cash	Direct Property	Total (\$)
3/14 Rodborough Road, Frenchs Forest, NSW 2086	0.00 0.00%	0.00 0.00%	1,200,000.00 100.00%	1,200,000.00 100.00%
Cash At Bank	0.00 0.00%	93,134.88 100.00%	0.00 0.00%	93,134.88 100.00%
CBA - Term Deposit	0.00 0.00%	150,000.00 100.00%	0.00 0.00%	150,000.00 100.00%
Citigroup - Multi Currency Account AUD	0.00 0.00%	100.20 100.00%	0.00 0.00%	100.20 100.00%
Citigroup - Ultimate Business Saver	0.00 0.00%	121,754.39 100.00%	0.00 0.00%	121,754.39 100.00%
Medibank Private Limited (ASX:MPL)	7,312.24 100.00%	0.00 0.00%	0.00 0.00%	7,312.24 100.00%
Total	7,312.24 0.47%	364,989.47 23.21%	1,200,000.00 76.32%	1,572,301.71 100.00%

NOTE: Investment Totals include Unsettled Amounts.

HANLEY FAMILY SUPER FUND
Foreign Cash Reconciliation Statement
For the period 1 July 2020 to 30 June 2021

		Bank Statement Line Items					Matched Transaction(s)		
Date	Description	Foreign Withdrawals	Foreign Deposits	Balance	AUD Withdrawals	AUD Deposits	Amount	Matched As	Account Name

Currency:

Bank Account:

Opening Balance

Closing Balance

HANLEY FAMILY SUPER FUND
Statement of Taxable Income
For the Period from 1 July 2020 to 30 June 2021

Description	Investment Reference	Date	Tax Return Ref.	Amount
<u>Income</u>			<u>Section B</u>	
Net Capital Gain				
Deferred Capital Gain Realised		30 Jun 2021	A	0.00
Less Capital Losses Applied		30 Jun 2021	A	0.00
Less Discount		30 Jun 2021	A	0.00
Total Net Capital Gain			A	0.00
Gross Rent and Other Leasing & Hiring Income				
Rental Income/Disbursements Received	FRENCHFO 1: 3/14 Rodborough Road, Frenchs Forest, NSW 2086	25 Jun 2021	B	83,160.00
Total Gross Rent and Other Leasing & Hiring Income			B	83,160.00
Gross Interest				
credit Interest	680: Cash At Bank	01 Jul 2020	C	0.67
credit Interest	680: Cash At Bank	01 Aug 2020	C	1.13
credit Interest	680: Cash At Bank	01 Sep 2020	C	1.07
credit Interest	680: Cash At Bank	01 Oct 2020	C	1.03
credit Interest	680: Cash At Bank	01 Nov 2020	C	1.06
credit Interest	680: Cash At Bank	01 Dec 2020	C	1.01
credit Interest	680: Cash At Bank	01 Jan 2021	C	1.05
credit Interest	680: Cash At Bank	01 Feb 2021	C	1.05
credit Interest	680: Cash At Bank	01 Mar 2021	C	0.94
credit Interest	680: Cash At Bank	01 Apr 2021	C	1.02
credit Interest	680: Cash At Bank	01 May 2021	C	0.96
credit Interest	680: Cash At Bank	01 Jun 2021	C	0.86
Credit Interest	CITICHQ: Citigroup - Ultimate Business Saver	30 Jun 2021	C	349.40
Less Rounding			C	(0.25)
Total Gross Interest			C	361.00
Total Forestry Managed Investment Scheme Income			X	0.00
Total Net Foreign Income			D	0.00
Total Australian Franking Credits from a New Zealand Company			E	0.00
Total Transfers from Foreign Funds			F	0.00
Total Gross Payments where ABN not quoted			H	0.00
Total Gross Distribution from Partnerships			I	0.00
Total Unfranked Dividend Amount			J	0.00
Franked Dividend Amount				
MPL AUD 0.063 FRANKED, 30% CTR	MPL: Medibank Private Limited	24 Sep 2020	K	145.78
MPL AUD 0.058 FRANKED, 30% CTR	MPL: Medibank Private Limited	25 Mar 2021	K	134.21
Less Rounding			K	(0.99)
Total Franked Dividend Amount			K	279.00
Dividend Franking Credit				
MPL AUD 0.063 FRANKED, 30% CTR	MPL: Medibank Private Limited	24 Sep 2020	L	62.48
MPL AUD 0.058 FRANKED, 30% CTR	MPL: Medibank Private Limited	25 Mar 2021	L	57.52
Total Dividend Franking Credit			L	120.00
Total Gross Trust Distributions			M	0.00
Assessable Employer Contributions				

HANLEY FAMILY SUPER FUND
Statement of Taxable Income
For the Period from 1 July 2020 to 30 June 2021

Description	Investment Reference	Date	Tax Return	Amount
			Ref.	
2017 Superfund FY21	1: Michael Hanley	15 Jun 2021	R1	25,000.00
2017 Superfund FY21	2: Susan Hanley	15 Jun 2021	R1	25,000.00
Total Assessable Employer Contributions			R1	50,000.00
Total Assessable Personal Contributions			R2	0.00
Total No-TFN quoted contributions			R3	0.00
Total Transfer of Liability to life insurance company or PST			R6	0.00
Total Assessable Contributions			R	50,000.00
Total Other Income			S	0.00
Total Assessable Income Due to Changed Tax Status of Fund			T	0.00
Total Net Non-arm's Length Income			U	0.00
Total Exempt Current Pension Income			Y	0.00
Total Assessable Income				133,920.00
<u>Deductions</u>			<u>Section C</u>	
Total Interest Expenses within Australia			A	0.00
Total Interest Expenses Overseas			B	0.00
Total Capital Works Deductions			D	0.00
Total Deduction for Decline in Value of Depreciating Assets			E	0.00
Total Death or Disability Premiums			F	0.00
Total Death Benefit Increase			G	0.00
Approved Auditor Fee				
Armstrong 2019 Tax Invoice		24 Feb 2021	H	330.00
Total Approved Auditor Fee			H	330.00
Total Investment Expenses			I	0.00
Management and Administration Expenses				
Armstrong 2019 Tax Invoice		24 Feb 2021	J	858.00
Total Management and Administration Expenses			J	858.00
Total Forestry Managed Investment Scheme Deduction			U	0.00
Other Deductions				
Tax Office FY2019		25 Apr 2021	L	259.00
Total Other Deductions			L	259.00
Tax Losses Deducted				
Tax Losses Brought Forward		30 Jun 2021	M	0.00
Less Net Exempt Income		30 Jun 2021	M	0.00
Total Tax Losses Deducted			M	0.00
Total Deductions				1,447.00
Taxable Income or Loss		(V - N)	O	132,473.00

HANLEY FAMILY SUPER FUND
Statement of Taxable Income
For the Period from 1 July 2020 to 30 June 2021

Description	Investment Reference	Date	Tax Return Ref.	Amount
Income Tax Calculation Statement			Section D	
Gross Tax				
Gross Tax @ 15% for Concessional Income		30 Jun 2021	T1	19,870.95
Gross Tax @ 45% for Net Non-Arm's Length Income		30 Jun 2021	T1	0.00
No-TFN Quoted Contributions @ 32%		30 Jun 2021	J	0.00
Total Gross Tax				19,870.95
Total Credit: Foreign Tax Income Offset			C1	0.00
Total Credit: Rebates and Tax Offset			C2	0.00
Rebates and Offsets			C	0.00
SUBTOTAL				19,870.95
Credit: Refundable Franking Credits				
MPL AUD 0.063 FRANKED, 30% CTR	MPL: Medibank Private Limited	24 Sep 2020	E1	62.48
MPL AUD 0.058 FRANKED, 30% CTR	MPL: Medibank Private Limited	25 Mar 2021	E1	57.52
Total Credit: Refundable Franking Credits			E1	120.00
Total Credit: No-TFN Tax Offset			E2	0.00
Total Credit: Refundable National Rental Affordability Scheme Tax Offset			E3	0.00
Total Credit: Interest on Early Payments			H1	0.00
Total Credit: Foreign Resident Withholding			H2	0.00
Total Credit: ABN/TFN Not Quoted (Non-Individual)			H3	0.00
Total Credit: Interest on No-TFN Tax Offset			H6	0.00
Total Eligible Credits				0.00
Net Tax Payable				19,750.95
PAYG Instalments Raised				
ATO IAS Sept		30 Sep 2020	K	2,274.00
TAX Office Dec QTR		31 Dec 2020	K	2,274.00
Fund Activity Statement		30 Mar 2021	K	2,274.00
Fund Activity Statement		30 Jun 2021	K	24,620.00
Total PAYG Instalments Raised			K	31,442.00
Total Supervisory Levy			L	259.00
Total Supervisory Levy Adjustment for Wound Up Funds			M	0.00
Total Supervisory Levy Adjustment for New Funds			N	0.00
Total Amount Due / (Refundable)				(11,432.05)

HANLEY FAMILY SUPER FUND
Foreign Income and Expenses Worksheet
For the period 1 July 2020 to 30 June 2021

Date	Description	Code	Market	Foreign Amount			Xrate	RBA Rate	Variance	AUD Amount		
				Gross	WHT	Net				Gross	WHT	Net

Currency:

HANLEY FAMILY SUPER FUND

Tax Accounting Reconciliation

For the period 1 July 2020 to 30 June 2021

Operating Statement Profit vs. Provision for Income Tax

2021

\$

Benefits Accrued as a Result of Operations before Income Tax

183,511.57

LESS:

Increase in Market Value

51,037.33

Rounding

1.24

Taxable Income or Loss

132,473.00

	Income Amount	Tax Amount
Gross Tax @ 15% for Concessional Income	132,473.00	19,870.95
Gross Tax @ 45% for Net Non-Arm's Length Income	0.00	0.00
No-TFN Quoted Contributions @ 32%	0.00	0.00
Change in Carried Forward Losses	0.00	0.00
Provision for Income Tax		19,870.95

Provision for Income Tax vs. Income Tax Expense

Provision for Income Tax

19,870.95

ADD:

Change in Deferred Tax Liability

5,103.75

Income Tax Expense

24,974.70

Provision for Income Tax vs. Income Tax Payable

Provision for Income Tax

19,870.95

LESS:

Franking Credits

120.00

Income Tax Instalments Paid

31,442.00

Income Tax Payable (Receivable)

(11,691.05)

Exempt Current Pension Income Settings

Pension Exempt % (Actuarial)	0.0000%
Pension Exempt % (Expenses)	0.0000%
Assets Segregated For Pensions	No

HANLEY FAMILY SUPER FUND
Realised Capital Gains
For the period from 1 July 2020 to 30 June 2021

	Accounting Treatment					Taxation Treatment						
	Quantity	Proceeds	Excess Tax Value*	Original Cost	Accounting Profit/(Loss)	Cost Base Calculation		Capital Gains Calculation				
						Adjusted	Reduced	Indexation	Discounted	Other	Deferred	Capital Loss
Grand Total												

* Where there is an Excess Tax Value Amount, the Accounting Profit/(Loss) figure takes account of this. Accounting Profit/(Loss) equals Proceeds less Excess Tax Value less Original Cost.

HANLEY FAMILY SUPER FUND
Realised Capital Gains
For the period from 1 July 2020 to 30 June 2021

Capital Gains Tax Return Summary

	Indexation	Discount	Other	Deferred	Total Capital Gains	Capital Losses
Current Year Capital Gains						
Shares & Units - Listed Shares	0.00	0.00	0.00	0.00	0.00	0.00
Shares & Units - Other Shares	0.00	0.00	0.00	0.00	0.00	0.00
Shares & Units - Listed Trusts	0.00	0.00	0.00	0.00	0.00	0.00
Shares & Units - Other Units	0.00	0.00	0.00	0.00	0.00	0.00
Australian Real Estate	0.00	0.00	0.00	0.00	0.00	0.00
Other Real Estate	0.00	0.00	0.00	0.00	0.00	0.00
Collectables	0.00	0.00	0.00	0.00	0.00	0.00
Other CGT Assets & Other CGT Events	0.00	0.00	0.00	0.00	0.00	0.00
Distributed Capital Gains from Trusts	0.00	0.00	0.00	0.00	0.00	0.00
	<u>0.00</u>	<u>0.00</u>	<u>0.00</u>	<u>0.00</u>	<u>0.00</u>	<u>0.00</u>
Capital Losses Applied						
Current Year	0.00	0.00	0.00	0.00	0.00	
Prior Years	0.00	0.00	0.00	0.00	0.00	
	<u>0.00</u>	<u>0.00</u>	<u>0.00</u>	<u>0.00</u>	<u>0.00</u>	
Net Capital Gains						
Net Gain after applying losses	0.00	0.00	0.00	0.00	0.00	
Discount applicable		0.00				
Net Gain after applying discount	<u>0.00</u>	<u>0.00</u>	<u>0.00</u>	<u>0.00</u>	<u>0.00</u>	

HANLEY FAMILY SUPER FUND

Unrealised Capital Gains as at 30 June 2021

		Accounting Treatment			Taxation Treatment								
		Market Value	Original Cost	Accounting Gain/(Loss)	Cost Base Calculation				Capital Gains Calculation				
					Tax Free	Tax Deferred	AMIT	Amount	Indexation	Discountable	Other	Deferred	Capital Loss
Quantity /Description													
<u>Bank</u>													
Cash At Bank													
30/06/2021	93,134.88	93,134.88	93,134.88	0.00	0.00	0.00	0.00	93,134.88			0.00		
	93,134.88	93,134.88	93,134.88	0.00	0.00	0.00	0.00	93,134.88			0.00		
CBA - Term Deposit													
30/06/2021	150,000.00	150,000.00	150,000.00	0.00	0.00	0.00	0.00	150,000.00			0.00		
	150,000.00	150,000.00	150,000.00	0.00	0.00	0.00	0.00	150,000.00			0.00		
Citigroup - Multi Currency Account AUD													
30/06/2021	100.20	100.20	100.20	0.00	0.00	0.00	0.00	100.20			0.00		
	100.20	100.20	100.20	0.00	0.00	0.00	0.00	100.20			0.00		
Citigroup - Ultimate Business Saver													
30/06/2021	121,754.39	121,754.39	121,754.39	0.00	0.00	0.00	0.00	121,754.39			0.00		
	121,754.39	121,754.39	121,754.39	0.00	0.00	0.00	0.00	121,754.39			0.00		
BankTotal		364,989.47	364,989.47	0.00	0.00	0.00	0.00	364,989.47			0.00		
<u>Listed Securities Market</u>													
Medibank Private Limited (ASX:MPL)													
30/06/2015	2,314.00	7,312.24	4,628.00	2,684.24	0.00	0.00	0.00	4,628.00		2,684.24			
	2,314.00	7,312.24	4,628.00	2,684.24	0.00	0.00	0.00	4,628.00		2,684.24	0.00		
Listed Securities MarketTotal		7,312.24	4,628.00	2,684.24	0.00	0.00	0.00	4,628.00		2,684.24	0.00		
<u>Property Direct Market</u>													
3/14 Rodborough Road, Frenchs Forest, NSW 2086													
6/11/2018	1.00	1,200,000.00	1,149,356.05	50,643.95	0.00	0.00	0.00	1,149,356.05		50,643.95			
	1.00	1,200,000.00	1,149,356.05	50,643.95	0.00	0.00	0.00	1,149,356.05		50,643.95	0.00		
Property Direct MarketTotal		1,200,000.00	1,149,356.05	50,643.95	0.00	0.00	0.00	1,149,356.05		50,643.95	0.00		

HANLEY FAMILY SUPER FUND

Unrealised Capital Gains as at 30 June 2021

Capital Gains Tax Return Summary

	Indexation	Discount	Other	Deferred	Total Capital Gains	Capital Losses
Current Year Capital Gains						
Shares & Units - Listed Shares	0.00	2,684.00	0.00	0.00	2,684.00	0.00
Shares & Units - Other Shares	0.00	0.00	0.00	0.00	0.00	0.00
Shares & Units - Listed Trusts	0.00	0.00	0.00	0.00	0.00	0.00
Shares & Units - Other Units	0.00	0.00	0.00	0.00	0.00	0.00
Australian Real Estate	0.00	50,643.00	0.00	0.00	50,643.00	0.00
Other Real Estate	0.00	0.00	0.00	0.00	0.00	0.00
Collectables	0.00	0.00	0.00	0.00	0.00	0.00
Other CGT Assets & Other CGT Events	0.00	0.00	0.00	0.00	0.00	0.00
Distributed Capital Gains from Trusts	0.00	0.00	0.00	0.00	0.00	0.00
	0.00	53,327.00	0.00	0.00	53,327.00	0.00
Capital Losses Applied						
Current Year	0.00	0.00	0.00	0.00	0.00	
Prior Years	0.00	0.00	0.00	0.00	0.00	
	0.00	0.00	0.00	0.00	0.00	
Net Capital Gains						
Net Gain after applying losses	0.00	53,327.00	0.00	0.00	53,327.00	
Discount applicable		17,775.00				
Net Gain after applying discount	0.00	35,552.00	0.00	0.00	35,552.00	

Gains/Losses on Custom Holding Accounts

Account Name	Book Cost	Value	Gain/(Loss)	Tax Rate %	Tax Effect
--------------	-----------	-------	-------------	------------	------------

Custom Holding Accounts Totals