

## **Compliance Workpapers**

# **The JE Griffin Self Managed Superannuation Fund Financial Year - 2021**



### Fund Details

<b>Fund Name</b>	The JE Griffin Self Managed Superannuation Fund
<b>Contact no</b>	
<b>Financial Year</b>	2021
<b>Established Date</b>	15/02/2016
<b>ABN</b>	71 971 321 370
<b>TFN</b>	979292555
<b>Trustee Type</b>	Corporate
<b>Trustees</b>	JE Griffin SMSF Pty Ltd
<b>ACN</b>	610762475

## Statement of Financial Position

Assets	Qty	2021	2020	Change (\$)	Change (%)	
<b>Investments</b>	0.00	417,808.81	50,531.52	367,277.29	726.83	<a href="#">WP-1</a> <a href="#">WP-2</a>
<b>Other Assets</b>	0.00	417,808.81	50,531.52	367,277.29	726.83	<a href="#">WP-1</a>
DigiByte	29,514.52	1,886.61	914.48	972.13	106.30	
Ethereum	10.01	29,382.78	3,364.68	26,018.10	773.27	<a href="#">WP-1</a>
GAS	0.21	1.75	0.60	1.15	191.67	
Litecoin	380.19	73,039.37	35,758.35	37,281.02	104.26	
Ontology	6.07	6.03	0.87	5.16	593.10	
Ontology GAS	1.59	1.88	0.45	1.43	317.78	
Populous	106.60	316.25	50.99	265.26	520.22	
Theta	26,000.21	241,095.63	8,797.37	232,298.26	2,640.54	
Theta Fuel	132,431.04	72,078.51	1,643.73	70,434.78	4,285.06	
<b>Other Assets</b>	0.00	3,652.25	4,180.17	-527.92	12.63	
<b>Cash At Bank</b>	0.00	1,764.91	189.23	1,575.68	832.68	
Bank SA Investment Cash Account	0.00	1,764.40	189.23	1,575.17	832.41	<a href="#">WP-1</a>
Coinspot Cash Account	0.00	0.51	0.00	0.51	100.00	<a href="#">WP-1</a>
<b>Current Tax Assets</b>	0.00	1,364.00	2,527.94	-1,163.94	46.04	<a href="#">WP-1</a> <a href="#">WP-2</a>
Income Tax Instalments Paid	0.00	1,364.00	5,728.00	-4,364.00	76.19	<a href="#">WP-1</a>
Income Tax Payable	0.00	0.00	-3,200.06	3,200.06	100.00	
<b>Receivables</b>	0.00	136.00	136.00	0.00	0.00	

Assets	Qty	2021	2020	Change (\$)	Change (%)	
<b>Investment Income Receivable</b>	0.00	136.00	136.00	0.00	0.00	
<b>Dividends</b>	0.00	136.00	136.00	0.00	0.00	
<b>Shares in Listed Companies</b>	0.00	136.00	136.00	0.00	0.00	
Tribune Resources Limited	0.00	136.00	136.00	0.00	0.00	
<b>Sundry Assets</b>	0.00	387.34	1,327.00	-939.66	70.81	
ATO Credit Account	0.00	387.34	0.00	387.34	100.00	<a href="#">WP-1</a>
Receivable	0.00	0.00	1,327.00	-1,327.00	100.00	
<b>Total Assets</b>	0.00	421,461.06	54,711.69	366,749.37	670.33	

Liabilities	Qty	2021	2020	Change (\$)	Change (%)	
<b>Other Taxes Payable</b>	0.00	0.00	8,618.00	-8,618.00	100.00	
Activity Statement Payable/Refundable	0.00	0.00	8,618.00	-8,618.00	100.00	
<b>Total Liabilities</b>	0.00	0.00	8,618.00	-8,618.00	100.00	

Member Entitlements	Qty	2021	2020	Change (\$)	Change (%)	
<b>Member Entitlement Accounts</b>	0.00	421,461.06	46,093.69	375,367.37	814.36	<a href="#">WP-1</a> <a href="#">WP-2</a>
<b>Mr Joshua Griffin</b>	0.00	421,461.06	46,093.69	375,367.37	814.36	
Accumulation	0.00	421,461.06	46,093.69	375,367.37	814.36	
<b>Total Member Entitlements</b>	0.00	421,461.06	46,093.69	375,367.37	814.36	

## Operating Statement

Income	2021	2020	Change (\$)	Change (%)	
<b>Investment Gains</b>	405,622.21	-49,663.47	455,285.68	916.74	
<b>Increase in Market Value</b>	405,622.21	-49,663.47	455,285.68	916.74	<a href="#">WP-1</a>
<b>Other Assets</b>	405,622.21	-49,663.47	455,285.68	916.74	
DigiByte	972.13	382.69	589.44	154.03	
Ethereum	26,018.10	-935.07	26,953.17	2,882.48	
GAS	1.15	-0.42	1.57	373.81	
Litecoin	83,730.77	-53,112.59	136,843.36	257.65	
Ontology	5.16	-12.54	17.70	141.15	
Ontology GAS	1.20	0.15	1.05	700.00	
Populous	265.26	-49.57	314.83	635.12	
Theta	224,193.66	4,236.18	219,957.48	5,192.35	
Theta Fuel	70,434.78	-172.30	70,607.08	40,979.15	
<b>Investment Income</b>	0.03	0.13	-0.10	76.92	<a href="#">WP-1</a> <a href="#">WP-2</a>
<b>Interest</b>	0.03	0.13	-0.10	76.92	
<b>Cash At Bank</b>	0.03	0.13	-0.10	76.92	
Bank SA Investment Cash Account	0.03	0.13	-0.10	76.92	
<b>Member Receipts</b>	688.14	5,729.00	-5,040.86	87.99	
<b>Contributions</b>	0.00	5,729.00	-5,729.00	100.00	<a href="#">WP-1</a>
<b>Member</b>	0.00	5,729.00	-5,729.00	100.00	

Income	2021	2020	Change (\$)	Change (%)	
<b>Personal Non-Concessional</b>	0.00	5,729.00	-5,729.00	100.00	
Mr Joshua Griffin	0.00	5,729.00	-5,729.00	100.00	
<b>Rollovers In</b>	688.14	0.00	688.14	100.00	
Mr Joshua Griffin	688.14	0.00	688.14	100.00	<a href="#">WP-1</a> <a href="#">WP-2</a>
<b>Other Income</b>	0.23	0.00	0.23	100.00	
Other income	0.23	0.00	0.23	100.00	
<b>Total Income</b>	406,310.61	-43,934.34	450,244.95	1,024.81	
Expenses	2021	2020	Change (\$)	Change (%)	
<b>Investment Losses</b>	30,166.64	0.00	30,166.64	100.00	
<b>Realised Capital Losses</b>	30,166.64	0.00	30,166.64	100.00	<a href="#">WP-1</a>
<b>Other Assets</b>	30,166.64	0.00	30,166.64	100.00	
Litecoin	46,449.75	0.00	46,449.75	100.00	
Theta	-16,283.11	0.00	-16,283.11	100.00	
<b>Other Expenses</b>	777.00	729.00	48.00	6.58	
ASIC Fee	0.00	400.00	-400.00	100.00	
Fine	0.00	329.00	-329.00	100.00	
SMSF Supervisory Levy	777.00	0.00	777.00	100.00	<a href="#">WP-1</a>
<b>Total Expenses</b>	30,943.64	729.00	30,214.64	4,144.67	
Income Tax	2021	2020	Change (\$)	Change (%)	
Prior Years Over Provision for Income Tax	-0.40	0.00	-0.40	100.00	

Income Tax	2021	2020	Change (\$)	Change (%)	
Total Income Tax	-0.40	0.00	-0.40	100.00	
Net Profit(Loss) Total	375,367.37	-44,663.34			

## Lump Sum Payment - Good to Go


Great news! After review there is nothing that requires your attention.



**Preservation Components**

						Current Status : Good to Go Prior Status : N/A		Prepared By : N/A	Reviewed By : N/A
			Prior Year			Current Year			
Account Name	Account Type	Preserved Amount	Restricted Non-Preserved Amount	Unrestricted Non-Preserved Amount	Preserved Amount	Restricted Non-Preserved Amount	Unrestricted Non-Preserved Amount		
Mr Joshua Griffin (Age: 41 at 30/06/2021)									
Accumulation	Accumulation	46,093.69	0.00	0.00	421,461.06	0.00	0.00		

**Tax Component Verification (Accumulation)**

		Current Status : Good to Go Prior Status : Warning	Prepared By : Danica Sabado	Reviewed By : N/A
	<b>Account Name</b>		<b>Prior Year Tax Free Amount</b>	<b>Current Year Tax Free Amount</b>
Mr Joshua Griffin (Age: 41 at 30/06/2021)				
	Accumulation		5,729.00	5,741.98

## Work Test - Good to Go

Great news! After review there is nothing that requires your attention.

### Contribution Cap Limit

		Current Status : Good to Go Prior Status : N/A	Prepared By : N/A	Reviewed By : N/A
	Current Year Contributions		Concessional	Non-Concessional
Mr Joshua Griffin				
Date of Birth: 20/06/1980 (Age: 40 at 30/06/2021)				
	Caps		25,000.00	100,000.00
	Cumulative available unused cap		40,967.36	0.00
	Maximum cap available		65,967.36	100,000.00
	Contributions made (to this fund)		0.00	0.00
	Contributions made (to other fund)		0.00	0.00
	Contributions as allocated		0.00	0.00
	Amount above caps		0.00	0.00

## Negative Balance - Good to Go

Great news! After review there is nothing that requires your attention.

**Contra Bank Entries**

				Current Status : Good to Go Prior Status : Warning		Prepared By : Danica Sabado	Reviewed By : N/A
	Date	Description	Debits	Credits	Balance		
<b>Coinspot Cash Account</b>							
🚩	17/04/2021	Withdrawal	8,178.00	0.00	0.51		
<b>Bank SA Investment Cash Account</b>							
🚩	12/11/2020	INTERNET DEPOSIT repay smsf	0.00	1,327.00	1,516.23		
🚩	12/11/2020	TFR WDL BPAY INTERNET 004719713213704960 TAX OFFICE PAYMENTS	1,327.00	0.00	189.23		
🚩	17/04/2021	SCT DEPOSIT CoinSpot	0.00	8,178.00	9,055.37		

### Income Comparison - Good to Go

Great news! After review there is nothing that requires your attention.

### Benefits Paid to Member < 60 - Good to Go

Great news! After review there is nothing that requires your attention.



## Retirement Condition - Good to Go

Great news! After review there is nothing that requires your attention.

### Market Value - Not Applicable

The system did not find any data to process.

### Pension Limit - Not Applicable

The system did not find any data to process.

### Tax Effective Allocation of Pension Payment (Member Level) - Not Applicable

The system did not find any data to process.

### Preservation Components for Member above 65 - Not Applicable

The system did not find any data to process.

### Tax Component Verification (Pension) - Not Applicable

The system did not find any data to process.

### Tax Effective Allocation of Pension Payment (Pension Account Level) - Not Applicable

The system did not find any data to process.

General Ledger

Date	Description	Quantity	Debits	Credits	Balance
<b>Member Receipts / Rollovers In / Mr Joshua Griffin</b>					
01/07/2020	Opening Balance	0.00	0.00	0.00	0.00
08/12/2020	ATO ATO007000013890368	0.00	0.00	688.14	688.14
30/06/2021	Closing Balance	0.00	0.00	0.00	688.14
<b>Investment Gains / Increase in Market Value / Other Assets / DigiByte</b>					
01/07/2020	Opening Balance	0.00	0.00	0.00	0.00
30/06/2021	Market Value Adjustment	0.00	0.00	972.13	972.13
30/06/2021	Closing Balance	0.00	0.00	0.00	972.13
<b>Investment Gains / Increase in Market Value / Other Assets / Ethereum</b>					
01/07/2020	Opening Balance	0.00	0.00	0.00	0.00
30/06/2021	Market Value Adjustment	0.00	0.00	26,018.10	26,018.10
30/06/2021	Closing Balance	0.00	0.00	0.00	26,018.10
<b>Investment Gains / Increase in Market Value / Other Assets / GAS</b>					
01/07/2020	Opening Balance	0.00	0.00	0.00	0.00
30/06/2021	Market Value Adjustment	0.00	0.00	1.15	1.15
30/06/2021	Closing Balance	0.00	0.00	0.00	1.15
<b>Investment Gains / Increase in Market Value / Other Assets / Litecoin</b>					
01/07/2020	Opening Balance	0.00	0.00	0.00	0.00



Date	Description	Quantity	Debits	Credits	Balance
30/06/2021	Market Value Adjustment	0.00	0.00	83,730.77	83,730.77
30/06/2021	Closing Balance	0.00	0.00	0.00	83,730.77
<b>Investment Gains / Increase in Market Value / Other Assets / Ontology</b>					
01/07/2020	Opening Balance	0.00	0.00	0.00	0.00
30/06/2021	Market Value Adjustment	0.00	0.00	5.16	5.16
30/06/2021	Closing Balance	0.00	0.00	0.00	5.16
<b>Investment Gains / Increase in Market Value / Other Assets / Ontology GAS</b>					
01/07/2020	Opening Balance	0.00	0.00	0.00	0.00
30/06/2021	Market Value Adjustment	0.00	0.00	1.20	1.20
30/06/2021	Closing Balance	0.00	0.00	0.00	1.20
<b>Investment Gains / Increase in Market Value / Other Assets / Populous</b>					
01/07/2020	Opening Balance	0.00	0.00	0.00	0.00
30/06/2021	Market Value Adjustment	0.00	0.00	265.26	265.26
30/06/2021	Closing Balance	0.00	0.00	0.00	265.26
<b>Investment Gains / Increase in Market Value / Other Assets / Theta</b>					
01/07/2020	Opening Balance	0.00	0.00	0.00	0.00
30/06/2021	Market Value Adjustment	0.00	0.00	224,193.66	224,193.66
30/06/2021	Closing Balance	0.00	0.00	0.00	224,193.66
<b>Investment Gains / Increase in Market Value / Other Assets / Theta Fuel</b>					
01/07/2020	Opening Balance	0.00	0.00	0.00	0.00

Date	Description	Quantity	Debits	Credits	Balance
30/06/2021	Market Value Adjustment	0.00	0.00	70,434.78	70,434.78
30/06/2021	Closing Balance	0.00	0.00	0.00	70,434.78
<b>Investment Gains / Disposal Suspense / Other Assets / Litecoin</b>					
01/07/2020	Opening Balance	0.00	0.00	0.00	0.00
01/07/2020	To correct the units	200.40	0.00	0.00	0.00
01/07/2020	To correct the units	-200.40	0.00	0.00	0.00
30/06/2021	Closing Balance	0.00	0.00	0.00	0.00
<b>Investment Gains / Disposal Suspense / Other Assets / Theta</b>					
01/07/2020	Opening Balance	0.00	0.00	0.00	0.00
17/04/2021	THETA/AUD	486.00	0.00	8,178.51	8,178.51
17/04/2021	THETA/AUD	-486.00	8,178.51	0.00	0.00
17/04/2021	Unlisted Security Sale	486.00	0.00	8,178.00	8,178.00
17/04/2021	Unlisted Security Sale	-486.00	8,178.00	0.00	0.00
30/06/2021	Closing Balance	0.00	0.00	0.00	0.00
<b>Investment Income / Interest / Cash At Bank / Bank SA Investment Cash Account</b>					
01/07/2020	Opening Balance	0.00	0.00	0.00	0.00
30/04/2021	CREDIT INTEREST	0.00	0.00	0.01	0.01
31/05/2021	CREDIT INTEREST	0.00	0.00	0.01	0.02
30/06/2021	CREDIT INTEREST	0.00	0.00	0.01	0.03
30/06/2021	Closing Balance	0.00	0.00	0.00	0.03

Date	Description	Quantity	Debits	Credits	Balance
<b>Other Income / Other income</b>					
01/07/2020	Opening Balance	0.00	0.00	0.00	0.00
30/06/2021	ONG - GAS Credit	0.00	0.00	0.23	0.23
30/06/2021	Closing Balance	0.00	0.00	0.00	0.23
<b>Other Expenses / SMSF Supervisory Levy</b>					
01/07/2020	Opening Balance	0.00	0.00	0.00	0.00
01/07/2020	FY2018	0.00	259.00	0.00	259.00
12/11/2020	FY2019	0.00	259.00	0.00	518.00
12/11/2020	FY2020 FY	0.00	259.00	0.00	777.00
30/06/2021	Closing Balance	0.00	0.00	0.00	777.00
<b>Investment Losses / Realised Capital Losses / Other Assets / Litecoin</b>					
01/07/2020	Opening Balance	0.00	0.00	0.00	0.00
01/07/2020	To correct the units	0.00	46,449.75	0.00	46,449.75
30/06/2021	Closing Balance	0.00	0.00	0.00	46,449.75
<b>Investment Losses / Realised Capital Losses / Other Assets / Theta</b>					
01/07/2020	Opening Balance	0.00	0.00	0.00	0.00
17/04/2021	THETA/AUD	0.00	0.00	8,141.81	8,141.81
17/04/2021	Unlisted Security Sale	0.00	0.00	8,141.30	16,283.11
30/06/2021	Closing Balance	0.00	0.00	0.00	16,283.11
<b>Prior Years Over Provision for Income Tax</b>					

Date	Description	Quantity	Debits	Credits	Balance
01/07/2020	Opening Balance	0.00	0.00	0.00	0.00
01/07/2020	Fund Income Tax Payment	0.00	0.00	0.40	0.40
30/06/2021	Closing Balance	0.00	0.00	0.00	0.40
<b>Investments - DigiByte</b>					
01/07/2020	Opening Balance	29,514.52	0.00	0.00	914.48
30/06/2021	Market Value Adjustment	0.00	972.13	0.00	1,886.61
30/06/2021	Closing Balance	29,514.52	0.00	0.00	1,886.61
<b>Investments - Ethereum</b>					
01/07/2020	Opening Balance	10.01	0.00	0.00	3,364.68
30/06/2021	Market Value Adjustment	0.00	26,018.10	0.00	29,382.78
30/06/2021	Closing Balance	10.01	0.00	0.00	29,382.78
<b>Investments - GAS</b>					
01/07/2020	Opening Balance	0.21	0.00	0.00	0.60
30/06/2021	Market Value Adjustment	0.00	1.15	0.00	1.75
30/06/2021	Closing Balance	0.21	0.00	0.00	1.75
<b>Investments - Litecoin</b>					
01/07/2020	Opening Balance	580.59	0.00	0.00	35,758.35
01/07/2020	To correct the units	-200.40	0.00	46,449.75	10,691.40
30/06/2021	Market Value Adjustment	0.00	83,730.77	0.00	73,039.37
30/06/2021	Closing Balance	380.19	0.00	0.00	73,039.37

Date	Description	Quantity	Debits	Credits	Balance
<b>Investments - Ontology</b>					
01/07/2020	Opening Balance	6.07	0.00	0.00	0.87
30/06/2021	Market Value Adjustment	0.00	5.16	0.00	6.03
30/06/2021	Closing Balance	6.07	0.00	0.00	6.03
<b>Investments - Ontology GAS</b>					
01/07/2020	Opening Balance	1.16	0.00	0.00	0.45
30/06/2021	GAS Credit	0.43	0.23	0.00	0.68
30/06/2021	Market Value Adjustment	0.00	1.20	0.00	1.88
30/06/2021	Closing Balance	1.59	0.00	0.00	1.88
<b>Investments - Populous</b>					
01/07/2020	Opening Balance	106.60	0.00	0.00	50.99
30/06/2021	Market Value Adjustment	0.00	265.26	0.00	316.25
30/06/2021	Closing Balance	106.60	0.00	0.00	316.25
<b>Investments - Theta</b>					
01/07/2020	Opening Balance	26,486.21	0.00	0.00	8,797.37
17/04/2021	THETA/AUD	-486.00	0.00	36.70	8,760.67
17/04/2021	Unlisted Security Sale	-486.00	0.00	36.70	8,723.97
17/04/2021	Withdrawal	486.00	8,178.00	0.00	16,901.97
30/06/2021	Market Value Adjustment	0.00	224,193.66	0.00	241,095.63
30/06/2021	Closing Balance	26,000.21	0.00	0.00	241,095.63

Date	Description	Quantity	Debits	Credits	Balance
<b>Investments - Theta Fuel</b>					
01/07/2020	Opening Balance	132,431.04	0.00	0.00	1,643.73
30/06/2021	Market Value Adjustment	0.00	70,434.78	0.00	72,078.51
30/06/2021	Closing Balance	132,431.04	0.00	0.00	72,078.51
<b>Cash At Bank - Bank SA Investment Cash Account</b>					
01/07/2020	Opening Balance	0.00	0.00	0.00	189.23
12/11/2020	INTERNET DEPOSIT repay smsf	0.00	1,327.00	0.00	1,516.23
12/11/2020	TFR WDL BPAY INTERNET 004719713213704960 TAX OFFICE PAYMENTS	0.00	0.00	1,327.00	189.23
08/12/2020	ATO ATO007000013890368	0.00	688.14	0.00	877.37
17/04/2021	SCT DEPOSIT CoinSpot	0.00	8,178.00	0.00	9,055.37
19/04/2021	TFR WDL BPAY INTERNET 004719713213704960 TAX OFFICE PAYMENTS	0.00	0.00	7,291.00	1,764.37
30/04/2021	CREDIT INTEREST	0.00	0.01	0.00	1,764.38
31/05/2021	CREDIT INTEREST	0.00	0.01	0.00	1,764.39
30/06/2021	CREDIT INTEREST	0.00	0.01	0.00	1,764.40
30/06/2021	Closing Balance	0.00	0.00	0.00	1,764.40
<b>Cash At Bank - Coinspot Cash Account</b>					
01/07/2020	Opening Balance	0.00	0.00	0.00	0.00
17/04/2021	THETA/AUD	0.00	8,178.51	0.00	8,178.51

Date	Description	Quantity	Debits	Credits	Balance
17/04/2021	Withdrawal	0.00	0.00	8,178.00	0.51
30/06/2021	Closing Balance	0.00	0.00	0.00	0.51
<b>Other Assets - Sundry Assets / ATO Credit Account</b>					
01/07/2020	Opening Balance	0.00	0.00	0.00	0.00
20/04/2021	ICA Credit Balance	0.00	387.34	0.00	387.34
30/06/2021	Closing Balance	0.00	0.00	0.00	387.34
<b>Other Assets - Sundry Assets / Receivable</b>					
01/07/2020	Opening Balance	0.00	0.00	0.00	1,327.00
12/11/2020	Repayment	0.00	0.00	1,327.00	0.00
30/06/2021	Closing Balance	0.00	0.00	0.00	0.00
<b>Other Assets - Unsettled Trades / Acquisitions / Other Assets / Ontology GAS</b>					
01/07/2020	Opening Balance	0.00	0.00	0.00	0.00
30/06/2021	GAS Credit	0.00	0.00	0.23	0.23
30/06/2021	GAS Credit	0.00	0.23	0.00	0.00
30/06/2021	Closing Balance	0.00	0.00	0.00	0.00
<b>Other Assets - Unsettled Trades / Acquisitions / Other Assets / Theta</b>					
01/07/2020	Opening Balance	0.00	0.00	0.00	0.00
17/04/2021	Withdrawal	0.00	0.00	8,178.00	8,178.00
17/04/2021	Withdrawal	0.00	8,178.00	0.00	0.00
30/06/2021	Closing Balance	0.00	0.00	0.00	0.00

Date	Description	Quantity	Debits	Credits	Balance
<b>Other Assets - Unsettled Trades / Acquisitions / ATO Credit Account</b>					
01/07/2020	Opening Balance	0.00	0.00	0.00	0.00
20/04/2021	ICA Credit Balance	0.00	0.00	387.34	387.34
20/04/2021	ICA Credit Balance	0.00	387.34	0.00	0.00
30/06/2021	Closing Balance	0.00	0.00	0.00	0.00
<b>Other Assets - Unsettled Trades / Acquisitions / Receivable</b>					
01/07/2020	Opening Balance	0.00	0.00	0.00	0.00
12/11/2020	Repayment	0.00	0.00	1,327.00	1,327.00
12/11/2020	Repayment	0.00	1,327.00	0.00	0.00
30/06/2021	Closing Balance	0.00	0.00	0.00	0.00
<b>Other Assets - Unsettled Trades / Other Assets / Theta</b>					
01/07/2020	Opening Balance	0.00	0.00	0.00	0.00
17/04/2021	THETA/AUD	0.00	0.00	8,178.51	8,178.51
17/04/2021	THETA/AUD	0.00	8,178.51	0.00	0.00
17/04/2021	Unlisted Security Sale	0.00	0.00	8,178.00	8,178.00
17/04/2021	Unlisted Security Sale	0.00	8,178.00	0.00	0.00
30/06/2021	Closing Balance	0.00	0.00	0.00	0.00
<b>Other Assets - Receivables / Investment Income Receivable / Interest / Cash At Bank / Bank SA Investment Cash Account</b>					
01/07/2020	Opening Balance	0.00	0.00	0.00	0.00
30/04/2021	CREDIT INTEREST	0.00	0.00	0.01	0.01



Date	Description	Quantity	Debits	Credits	Balance
30/04/2021	CREDIT INTEREST	0.00	0.01	0.00	0.00
31/05/2021	CREDIT INTEREST	0.00	0.00	0.01	0.01
31/05/2021	CREDIT INTEREST	0.00	0.01	0.00	0.00
30/06/2021	CREDIT INTEREST	0.00	0.00	0.01	0.01
30/06/2021	CREDIT INTEREST	0.00	0.01	0.00	0.00
30/06/2021	Closing Balance	0.00	0.00	0.00	0.00
<b>Other Assets - Receivables / Member Income Receivable / Rollovers In / Mr Joshua Griffin</b>					
01/07/2020	Opening Balance	0.00	0.00	0.00	0.00
08/12/2020	ATO ATO007000013890368	0.00	688.14	0.00	688.14
08/12/2020	RolloverIn Received	0.00	0.00	688.14	0.00
30/06/2021	Closing Balance	0.00	0.00	0.00	0.00
<b>Other Assets - Receivables / Sundry Debtors / Other income</b>					
01/07/2020	Opening Balance	0.00	0.00	0.00	0.00
30/06/2021	ONG - GAS Credit	0.00	0.00	0.23	0.23
30/06/2021	ONG - GAS Credit	0.00	0.23	0.00	0.00
30/06/2021	Closing Balance	0.00	0.00	0.00	0.00
<b>Other Assets - Current Tax Assets / Income Tax Payable</b>					
01/07/2020	Opening Balance	0.00	0.00	0.00	3,200.06
01/07/2020	Fund Income Tax Payment	0.00	0.40	0.00	3,199.66
01/07/2020	Fund Tax Finalisation	0.00	5,728.00	0.00	2,528.34

Date	Description	Quantity	Debits	Credits	Balance
01/07/2020	FY2018	0.00	4,139.51	0.00	6,667.85
12/11/2020	FY2019	0.00	0.00	939.85	5,728.00
12/11/2020	FY2020 FY	0.00	0.00	5,728.00	0.00
30/06/2021	Closing Balance	0.00	0.00	0.00	0.00
<b>Other Assets - Current Tax Assets / Income Tax Instalments Paid</b>					
01/07/2020	Opening Balance	0.00	0.00	0.00	5,728.00
01/07/2020	Fund Tax Finalisation	0.00	0.00	5,728.00	0.00
30/09/2020	PAYG SEPT	0.00	1,364.00	0.00	1,364.00
30/06/2021	Closing Balance	0.00	0.00	0.00	1,364.00
<b>Income Tax Suspense</b>					
01/07/2020	Opening Balance	0.00	0.00	0.00	0.00
01/07/2020	FY2018	0.00	0.00	4,398.51	4,398.51
12/11/2020	FY2018	0.00	4,398.51	0.00	0.00
12/11/2020	FY2019	0.00	0.00	680.85	680.85
12/11/2020	FY2019	0.00	680.85	0.00	0.00
12/11/2020	FY2020 FY	0.00	0.00	1,364.00	1,364.00
12/11/2020	FY2020 FY	0.00	0.00	4,398.51	5,762.51
12/11/2020	FY2020 FY	0.00	680.85	0.00	5,081.66
12/11/2020	FY2020 FY	0.00	5,469.00	0.00	387.34
20/04/2021	FY2020 FY	0.00	0.00	387.34	0.00

Date	Description	Quantity	Debits	Credits	Balance
30/06/2021	Closing Balance	0.00	0.00	0.00	0.00
<b>Other Taxes Payable / Activity Statement Payable/Refundable</b>					
01/07/2020	Opening Balance	0.00	0.00	0.00	8,618.00
21/09/2020	Fund Activity Statement	0.00	0.00	0.00	8,618.00
21/09/2020	Fund Activity Statement	0.00	0.00	0.00	8,618.00
21/09/2020	Fund Activity Statement	0.00	0.00	0.00	8,618.00
21/09/2020	Fund Activity Statement	0.00	0.00	0.00	8,618.00
21/09/2020	Fund Activity Statement	0.00	0.00	0.00	8,618.00
21/09/2020	Fund Activity Statement	0.00	0.00	0.00	8,618.00
30/09/2020	PAYG SEPT	0.00	0.00	1,364.00	9,982.00
12/11/2020	Fund Activity Statement	0.00	1,327.00	0.00	8,655.00
12/11/2020	PAYG SEPT	0.00	1,364.00	0.00	7,291.00
19/04/2021	Fund Activity Statement	0.00	7,291.00	0.00	0.00
30/06/2021	Closing Balance	0.00	0.00	0.00	0.00
<b>Fund Suspense / Bank SA Investment Cash Account</b>					
01/07/2020	Opening Balance	0.00	0.00	0.00	0.00
12/11/2020	INTERNET DEPOSIT repay smsf	0.00	0.00	1,327.00	1,327.00
12/11/2020	INTERNET DEPOSIT repay smsf	0.00	1,327.00	0.00	0.00
12/11/2020	TFR WDL BPAY INTERNET 004719713213704960 TAX OFFICE PAYMENTS	0.00	0.00	1,327.00	1,327.00

Date	Description	Quantity	Debits	Credits	Balance
12/11/2020	TFR WDL BPAY INTERNET 004719713213704960 TAX OFFICE PAYMENTS	0.00	1,327.00	0.00	0.00
08/12/2020	ATO ATO007000013890368	0.00	0.00	688.14	688.14
08/12/2020	ATO ATO007000013890368	0.00	688.14	0.00	0.00
17/04/2021	SCT DEPOSIT CoinSpot	0.00	0.00	8,178.00	8,178.00
17/04/2021	SCT DEPOSIT CoinSpot	0.00	8,178.00	0.00	0.00
19/04/2021	TFR WDL BPAY INTERNET 004719713213704960 TAX OFFICE PAYMENTS	0.00	0.00	7,291.00	7,291.00
19/04/2021	TFR WDL BPAY INTERNET 004719713213704960 TAX OFFICE PAYMENTS	0.00	7,291.00	0.00	0.00
30/04/2021	CREDIT INTEREST	0.00	0.00	0.01	0.01
30/04/2021	CREDIT INTEREST	0.00	0.01	0.00	0.00
31/05/2021	CREDIT INTEREST	0.00	0.00	0.01	0.01
31/05/2021	CREDIT INTEREST	0.00	0.01	0.00	0.00
30/06/2021	CREDIT INTEREST	0.00	0.00	0.01	0.01
30/06/2021	CREDIT INTEREST	0.00	0.01	0.00	0.00
30/06/2021	Closing Balance	0.00	0.00	0.00	0.00
<b>Fund Suspense / Coinspot Cash Account</b>					
01/07/2020	Opening Balance	0.00	0.00	0.00	0.00
17/04/2021	THETA/AUD	0.00	0.00	8,178.51	8,178.51

Date	Description	Quantity	Debits	Credits	Balance
17/04/2021	THETA/AUD	0.00	8,178.51	0.00	0.00
17/04/2021	Withdrawal	0.00	0.00	8,178.00	8,178.00
17/04/2021	Withdrawal	0.00	8,178.00	0.00	0.00
30/06/2021	Closing Balance	0.00	0.00	0.00	0.00
<b>Member Entitlement Accounts / Mr Joshua Griffin / Accumulation</b>					
01/07/2020	Opening Balance	0.00	0.00	0.00	46,093.69
08/12/2020	ATO ATO007000013890368	0.00	0.00	688.14	46,781.83
30/06/2021	Income Taxes Allocated	0.00	0.00	0.40	46,782.23
30/06/2021	Investment Profit or Loss	0.00	0.00	374,678.83	421,461.06
30/06/2021	Closing Balance	0.00	0.00	0.00	421,461.06

## Additional Documents

[2021 ASIC.pdf](#)

# Self-managed superannuation fund annual return

# 2021

## Who should complete this annual return?

Only self-managed superannuation funds (SMSFs) can complete this annual return. All other funds must complete the *Fund income tax return 2021* (NAT 71287).

! The *Self-managed superannuation fund annual return instructions 2021* (NAT 71606) (the instructions) can assist you to complete this annual return.

— The SMSF annual return cannot be used to notify us of a change in fund membership. You must update fund details via [ABR.gov.au](http://ABR.gov.au) or complete the Change of details for superannuation entities form (NAT 3036).

## To complete this annual return

- Print clearly, using a BLACK pen only.
- Use BLOCK LETTERS and print one character per box.

S M I T H S T

- Place  in ALL applicable boxes.

➤ Postal address for annual returns:

**Australian Taxation Office**  
GPO Box 9845  
[insert the name and postcode  
of your capital city]

## Section A: Fund information

### 1 Tax file number (TFN)

\*\*\*\*\*

➤ To assist processing, write the fund's TFN at the top of pages 3, 5, 7 and 9.

! The ATO is authorised by law to request your TFN. You are not obliged to quote your TFN but not quoting it could increase the chance of delay or error in processing your annual return. See the Privacy note in the Declaration.

### 2 Name of self-managed superannuation fund (SMSF)

The JE Griffin Self Managed Superannuation Fund

### 3 Australian business number (ABN) (if applicable)

71971321370

### 4 Current postal address

PO Box 230

Suburb/town

GLEN OSMOND

State/territory

SA

Postcode

5064

### 5 Annual return status

Is this an amendment to the SMSF's 2021 return?

A No  Yes

Is this the first required return for a newly registered SMSF?

B No  Yes

Fund's tax file number (TFN) \*\*\*\*\*

**6 SMSF auditor**

Auditor's name

Title: MR

Family name

Boys

First given name

Anthony

Other given names

SMSF Auditor Number

100014140

Auditor's phone number

04

10702708

Postal address

PO Box 3376

Suburb/town

Rundle Mall

State/territory

SA

Postcode

5000

Date audit was completed

A 24/05/2023

Was Part A of the audit report qualified?

B No  Yes 

Was Part B of the audit report qualified?

C No  Yes 

If Part B of the audit report was qualified, have the reported issues been rectified?

D No  Yes **7 Electronic funds transfer (EFT)**

We need your self-managed super fund's financial institution details to pay any super payments and tax refunds owing to you.

**A Fund's financial institution account details**

This account is used for super contributions and rollovers. Do not provide a tax agent account here.

Fund BSB number 105011

Fund account number 111016940

Fund account name

JE Griffin SMSF Pty Ltd ATF The JE Griffin Self Managed Superann

I would like my tax refunds made to this account.  Go to C.**B Financial institution account details for tax refunds**

This account is used for tax refunds. You can provide a tax agent account here.

BSB number

Account number

Account name

**C Electronic service address alias**

Provide the electronic service address alias (ESA) issued by your SMSF messaging provider. (For example, SMSFdataESAAlias). See instructions for more information.

smsfdataflow



Fund's tax file number (TFN) 

- 8 Status of SMSF** Australian superannuation fund **A** No  Yes  Fund benefit structure **B**  Code
- Does the fund trust deed allow acceptance of the Government's Super Co-contribution and Low Income Super Amounts? **C** No  Yes

**9 Was the fund wound up during the income year?**

No  Yes  If yes, provide the date on which the fund was wound up  Day  Month  Year Have all tax lodgment and payment obligations been met? No  Yes

**10 Exempt current pension income**

Did the fund pay retirement phase superannuation income stream benefits to one or more members in the income year?

To claim a tax exemption for current pension income, you must pay at least the minimum benefit payment under the law. Record exempt current pension income at Label **A**.

No  Go to Section B: Income.

Yes  Exempt current pension income amount **A** \$ .00

Which method did you use to calculate your exempt current pension income?

Segregated assets method **B**

Unsegregated assets method **C**  Was an actuarial certificate obtained? **D** Yes

Did the fund have any other income that was assessable?

**E** Yes  Go to Section B: Income.

No  Choosing 'No' means that you do not have any assessable income, including no-TFN quoted contributions. Go to Section C: Deductions and non-deductible expenses. (Do **not** complete Section B: Income.)

If you are entitled to claim any tax offsets, you can list these at Section D: Income tax calculation statement.

Fund's tax file number (TFN)

## Section B: Income

**Do not complete this section** if all superannuation interests in the SMSF were supporting superannuation income streams in the retirement phase for the **entire year**, there was **no** other income that was assessable, and you **have not** realised a deferred notional gain. If you are entitled to claim any tax offsets, you can record these at Section D: Income tax calculation statement.

### 11 Income

Did you have a capital gains tax (CGT) event during the year? **G** No  Yes

If the total capital loss or total capital gain is greater than \$10,000 or you elected to use the transitional CGT relief in 2017 and the deferred notional gain has been realised, complete and attach a *Capital gains tax (CGT) schedule 2021*.

Have you applied an exemption or rollover? **M** No  Yes

Code

Net capital gain **A** \$

Gross rent and other leasing and hiring income **B** \$

Gross interest **C** \$

Forestry managed investment scheme income **X** \$

Gross foreign income	<b>D1</b> \$ <input type="text" value="0-00"/>	Net foreign income	<b>D</b> \$ <input type="text" value="0-00"/>	Loss <input type="checkbox"/>
----------------------	--	--------------------	---	-------------------------------

Australian franking credits from a New Zealand company **E** \$

Transfers from foreign funds **F** \$  Number

Gross payments where ABN not quoted **H** \$

Calculation of assessable contributions	
Assessable employer contributions	<b>R1</b> \$ <input type="text" value="0-00"/>
plus Assessable personal contributions	<b>R2</b> \$ <input type="text" value="0-00"/>
plus <small>**No-TFN-quoted contributions</small>	<b>R3</b> \$ <input type="text" value="0-00"/> <small>(an amount must be included even if it is zero)</small>
less Transfer of liability to life insurance company or PST	<b>R6</b> \$ <input type="text" value="0-00"/>

Gross distribution from partnerships	<b>I</b> \$ <input type="text" value="0-00"/>	Loss <input type="checkbox"/>
*Unfranked dividend amount	<b>J</b> \$ <input type="text" value="0-00"/>	
*Franked dividend amount	<b>K</b> \$ <input type="text" value="0-00"/>	
*Dividend franking credit	<b>L</b> \$ <input type="text" value="0-00"/>	
*Gross trust distributions	<b>M</b> \$ <input type="text" value="0-00"/>	Code <input type="text"/>

**Assessable contributions (R1 plus R2 plus R3 less R6)** **R** \$

Calculation of non-arm's length income	
*Net non-arm's length private company dividends	<b>U1</b> \$ <input type="text" value="0-00"/>
plus *Net non-arm's length trust distributions	<b>U2</b> \$ <input type="text" value="0-00"/>
plus *Net other non-arm's length income	<b>U3</b> \$ <input type="text" value="0-00"/>

*Other income	<b>S</b> \$ <input type="text" value="0-00"/>	Code <input type="text"/>
*Assessable income due to changed tax status of fund	<b>T</b> \$ <input type="text" value="0-00"/>	
<b>Net non-arm's length income (subject to 45% tax rate) (U1 plus U2 plus U3)</b>	<b>U</b> \$ <input type="text" value="0-00"/>	

#This is a mandatory label.  
\*If an amount is entered at this label, check the instructions to ensure the correct tax treatment has been applied.

**GROSS INCOME (Sum of labels A to U)** **W** \$  Loss

Exempt current pension income **Y** \$

**TOTAL ASSESSABLE INCOME (W less Y)** **V** \$  Loss

Fund's tax file number (TFN)

## Section C: Deductions and non-deductible expenses

### 12 Deductions and non-deductible expenses

Under 'Deductions' list all expenses and allowances you are entitled to claim a deduction for. Under 'Non-deductible expenses', list all other expenses or normally allowable deductions that you cannot claim as a deduction (for example, all expenses related to exempt current pension income should be recorded in the 'Non-deductible expenses' column).

	DEDUCTIONS		NON-DEDUCTIBLE EXPENSES
Interest expenses within Australia	<b>A1</b> \$ <input type="text" value="0"/> -00		<b>A2</b> \$ <input type="text" value="0"/> -00
Interest expenses overseas	<b>B1</b> \$ <input type="text" value="0"/> -00		<b>B2</b> \$ <input type="text" value="0"/> -00
Capital works expenditure	<b>D1</b> \$ <input type="text" value="0"/> -00		<b>D2</b> \$ <input type="text" value="0"/> -00
Decline in value of depreciating assets	<b>E1</b> \$ <input type="text" value="0"/> -00		<b>E2</b> \$ <input type="text" value="0"/> -00
Insurance premiums – members	<b>F1</b> \$ <input type="text" value="0"/> -00		<b>F2</b> \$ <input type="text" value="0"/> -00
SMSF auditor fee	<b>H1</b> \$ <input type="text" value="0"/> -00		<b>H2</b> \$ <input type="text" value="0"/> -00
Investment expenses	<b>I1</b> \$ <input type="text" value="0"/> -00		<b>I2</b> \$ <input type="text" value="0"/> -00
Management and administration expenses	<b>J1</b> \$ <input type="text" value="0"/> -00		<b>J2</b> \$ <input type="text" value="0"/> -00
Forestry managed investment scheme expense	<b>U1</b> \$ <input type="text" value="0"/> -00		<b>U2</b> \$ <input type="text" value="0"/> -00
Other amounts	<b>L1</b> \$ <input type="text" value="777"/> -00	Code <input type="text" value="0"/>	<b>L2</b> \$ <input type="text" value="0"/> -00
Tax losses deducted	<b>M1</b> \$ <input type="text" value="0"/> -00		Code <input type="text" value=""/>

**TOTAL DEDUCTIONS**  
**N** \$ -00  
 (Total **A1** to **M1**)

**TOTAL NON-DEDUCTIBLE EXPENSES**  
**Y** \$ -00  
 (Total **A2** to **L2**)

**#TAXABLE INCOME OR LOSS**  
**O** \$ -00 Loss   
 (TOTAL ASSESSABLE INCOME less TOTAL DEDUCTIONS)

**TOTAL SMSF EXPENSES**  
**Z** \$ -00  
 (N plus Y)

#This is a mandatory label.

Fund's tax file number (TFN) \*\*\*\*\*

## Section D: Income tax calculation statement

**#Important:**

Section B label **R3**, Section C label **O** and Section D labels **A, T1, J, T5** and **I** are mandatory. If you leave these labels blank, you will have specified a zero amount.

### 13 Calculation statement

Please refer to the *Self-managed superannuation fund annual return instructions 2021* on how to complete the calculation statement.

#Taxable income	<b>A</b>	\$	<input type="text" value="0"/>	<b>-00</b>
<i>(an amount must be included even if it is zero)</i>				
#Tax on taxable income	<b>T1</b>	\$	<input type="text" value="0"/>	
<i>(an amount must be included even if it is zero)</i>				
#Tax on no-TFN-quoted contributions	<b>J</b>	\$	<input type="text" value="0"/>	
<i>(an amount must be included even if it is zero)</i>				

Gross tax **B** \$   
*(T1 plus J)*

Foreign income tax offset	<b>C1</b>	\$	<input type="text" value="0"/>	
Rebates and tax offsets	<b>C2</b>	\$	<input type="text" value=""/>	
<b>Non-refundable non-carry forward tax offsets</b>				
	<b>C</b>	\$	<input type="text" value="0"/>	
<i>(C1 plus C2)</i>				

SUBTOTAL 1  
**T2** \$   
*(B less C – cannot be less than zero)*

Early stage venture capital limited partnership tax offset	<b>D1</b>	\$	<input type="text" value="0"/>	
Early stage venture capital limited partnership tax offset carried forward from previous year	<b>D2</b>	\$	<input type="text" value="0"/>	
Early stage investor tax offset	<b>D3</b>	\$	<input type="text" value="0"/>	
Early stage investor tax offset carried forward from previous year	<b>D4</b>	\$	<input type="text" value="0"/>	
<b>Non-refundable carry forward tax offsets</b>				
	<b>D</b>	\$	<input type="text" value="0"/>	
<i>(D1 plus D2 plus D3 plus D4)</i>				

SUBTOTAL 2  
**T3** \$   
*(T2 less D – cannot be less than zero)*

Complying fund's franking credits tax offset	<b>E1</b>	\$	<input type="text" value=""/>	
No-TFN tax offset	<b>E2</b>	\$	<input type="text" value=""/>	
National rental affordability scheme tax offset	<b>E3</b>	\$	<input type="text" value=""/>	
Exploration credit tax offset	<b>E4</b>	\$	<input type="text" value=""/>	
<b>Refundable tax offsets</b>				
	<b>E</b>	\$	<input type="text" value="0"/>	
<i>(E1 plus E2 plus E3 plus E4)</i>				

#TAX PAYABLE **T5** \$   
*(T3 less E – cannot be less than zero)*

Section 102AAM interest charge  
**G** \$

Fund's tax file number (TFN)

Credit for interest on early payments – amount of interest	<b>H1 \$</b> <input type="text"/>
Credit for tax withheld – foreign resident withholding (excluding capital gains)	<b>H2 \$</b> <input type="text"/>
Credit for tax withheld – where ABN or TFN not quoted (non-individual)	<b>H3 \$</b> <input type="text" value="0"/>
Credit for TFN amounts withheld from payments from closely held trusts	<b>H5 \$</b> <input type="text"/>
Credit for interest on no-TFN tax offset	<b>H6 \$</b> <input type="text"/>
Credit for foreign resident capital gains withholding amounts	<b>H8 \$</b> <input type="text"/>
<b>Eligible credits</b>	<b>H \$</b> <input type="text" value="0"/>
	<i>(H1 plus H2 plus H3 plus H5 plus H6 plus H8)</i>

<b>#Tax offset refunds</b> (Remainder of refundable tax offsets)	<b>I \$</b> <input type="text" value="0"/>
	<i>(unused amount from label E – an amount must be included even if it is zero)</i>

**PAYG instalments raised**

**K \$**

**Supervisory levy**

**L \$**

**Supervisory levy adjustment for wound up funds**

**M \$**

**Supervisory levy adjustment for new funds**

**N \$**

<b>AMOUNT DUE OR REFUNDABLE</b> A positive amount at <b>S</b> is what you owe, while a negative amount is refundable to you.	<b>S \$</b> <input type="text" value="-1105"/>
	<i>(T5 plus G less H less I less K plus L less M plus N)</i>

#This is a mandatory label.

## Section E: Losses

### 14 Losses

**!** If total loss is greater than \$100,000, complete and attach a *Losses schedule 2021*.

Tax losses carried forward to later income years	<b>U \$</b> <input type="text" value="1177"/> <b>-00</b>
Net capital losses carried forward to later income years	<b>V \$</b> <input type="text" value="30166"/> <b>-00</b>

Fund's tax file number (TFN) \*\*\*\*\*

## Section F: Member information

### MEMBER 1

Title:

Family name

First given name

Other given names

Member's TFN

See the Privacy note in the Declaration.

Date of birth

Day Month Year

### Contributions

OPENING ACCOUNT BALANCE \$

**!** Refer to instructions for completing these labels.

Employer contributions

**A** \$

ABN of principal employer

**A1**

Personal contributions

**B** \$

CGT small business retirement exemption

**C** \$

CGT small business 15-year exemption amount

**D** \$

Personal injury election

**E** \$

Spouse and child contributions

**F** \$

Other third party contributions

**G** \$

Proceeds from primary residence disposal

**H** \$

Receipt date

Day Month Year

**H1**

Assessable foreign superannuation fund amount

**I** \$

Non-assessable foreign superannuation fund amount

**J** \$

Transfer from reserve: assessable amount

**K** \$

Transfer from reserve: non-assessable amount

**L** \$

Contributions from non-complying funds and previously non-complying funds

**T** \$

Any other contributions (including Super Co-contributions and Low Income Super Amounts)

**M** \$

**TOTAL CONTRIBUTIONS N** \$

(Sum of labels **A** to **M**)

### Other transactions

Allocated earnings or losses

**O** \$

Loss

Inward rollovers and transfers

**P** \$

Outward rollovers and transfers

**Q** \$

Lump Sum payments

**R1** \$

Income stream payments

**R2** \$

Code

Code

Accumulation phase account balance

**S1** \$

Retirement phase account balance - Non CDBIS

**S2** \$

Retirement phase account balance - CDBIS

**S3** \$

TRIS Count

**CLOSING ACCOUNT BALANCE S** \$

(**S1** plus **S2** plus **S3**)

Accumulation phase value **X1** \$

Retirement phase value **X2** \$

Outstanding limited recourse borrowing arrangement amount **Y** \$

Fund's tax file number (TFN) \*\*\*\*\*

## Section H: Assets and liabilities

### 15 ASSETS

15a Australian managed investments

Listed trusts **A** \$ -00

Unlisted trusts **B** \$ -00

Insurance policy **C** \$ -00

Other managed investments **D** \$ -00

15b Australian direct investments

<p><b>Limited recourse borrowing arrangements</b></p> <p>Australian residential real property <b>J1</b> \$ <input type="text" value="0"/>-00</p> <p>Australian non-residential real property <b>J2</b> \$ <input type="text" value="0"/>-00</p> <p>Overseas real property <b>J3</b> \$ <input type="text" value="0"/>-00</p> <p>Australian shares <b>J4</b> \$ <input type="text" value="0"/>-00</p> <p>Overseas shares <b>J5</b> \$ <input type="text" value="0"/>-00</p> <p>Other <b>J6</b> \$ <input type="text" value="0"/>-00</p> <p>Property count <b>J7</b> <input type="text" value="0"/></p>	<p>Cash and term deposits <b>E</b> \$ <input type="text" value="1764"/>-00</p> <p>Debt securities <b>F</b> \$ <input type="text" value="0"/>-00</p> <p>Loans <b>G</b> \$ <input type="text" value="0"/>-00</p> <p>Listed shares <b>H</b> \$ <input type="text" value="0"/>-00</p> <p>Unlisted shares <b>I</b> \$ <input type="text" value="0"/>-00</p> <p>Limited recourse borrowing arrangements <b>J</b> \$ <input type="text" value="0"/>-00</p> <p>Non-residential real property <b>K</b> \$ <input type="text" value="0"/>-00</p> <p>Residential real property <b>L</b> \$ <input type="text" value="0"/>-00</p> <p>Collectables and personal use assets <b>M</b> \$ <input type="text" value="0"/>-00</p> <p>Other assets <b>O</b> \$ <input type="text" value="1889"/>-00</p>
---	--

15c Other investments

Crypto-Currency **N** \$ -00

15d Overseas direct investments

Overseas shares **P** \$ -00

Overseas non-residential real property **Q** \$ -00

Overseas residential real property **R** \$ -00

Overseas managed investments **S** \$ -00

Other overseas assets **T** \$ -00

<b>TOTAL AUSTRALIAN AND OVERSEAS ASSETS</b>	<b>U</b> \$ <input type="text" value="421461"/> -00
<small>(Sum of labels <b>A</b> to <b>T</b>)</small>	

15e In-house assets

Did the fund have a loan to, lease to or investment in, related parties (known as in-house assets) at the end of the income year?

**A** No  Yes  \$ -00

Fund's tax file number (TFN)

**15f Limited recourse borrowing arrangements**

If the fund had an LRBA were the LRBA borrowings from a licensed financial institution? **A** No  Yes

Did the members or related parties of the fund use personal guarantees or other security for the LRBA? **B** No  Yes

**16 LIABILITIES**

Borrowings for limited recourse borrowing arrangements	<b>V1</b> \$ <input type="text" value=""/>	-00		
Permissible temporary borrowings	<b>V2</b> \$ <input type="text" value=""/>	-00		
Other borrowings	<b>V3</b> \$ <input type="text" value=""/>	-00	Borrowings	<b>V</b> \$ <input type="text" value="0"/>
Total member closing account balances (total of all <b>CLOSING ACCOUNT BALANCES</b> from Sections F and G)			<b>W</b> \$	<input type="text" value="421461"/>
Reserve accounts			<b>X</b> \$	<input type="text" value="0"/>
Other liabilities			<b>Y</b> \$	<input type="text" value="0"/>
<b>TOTAL LIABILITIES</b>			<b>Z</b> \$	<input type="text" value="421461"/>

**Section I: Taxation of financial arrangements**

**17 Taxation of financial arrangements (TOFA)**

Total TOFA gains **H** \$

Total TOFA losses **I** \$

**Section J: Other information**

**Family trust election status**

If the trust or fund has made, or is making, a family trust election, write the four-digit **income year specified** of the election (for example, for the 2020–21 income year, write **2021**). **A**

If revoking or varying a family trust election, print **R** for revoke or print **V** for variation, and complete and attach the *Family trust election, revocation or variation 2021*. **B**

**Interposed entity election status**

If the trust or fund has an existing election, write the earliest income year specified. If the trust or fund is making one or more elections this year, write the earliest income year being specified and complete an *Interposed entity election or revocation 2021* for each election. **C**

If revoking an interposed entity election, print **R**, and complete and attach the *Interposed entity election or revocation 2021*. **D**



Section K: **Declarations**

 Penalties may be imposed for false or misleading information in addition to penalties relating to any tax shortfalls.

**Important**

Before making this declaration check to ensure that all income has been disclosed and the annual return, all attached schedules and any additional documents are true and correct in every detail. If you leave labels blank, you will have specified a zero amount or the label was not applicable to you. If you are in doubt about any aspect of the annual return, place all the facts before the ATO.

**Privacy**

The ATO is authorised by the *Taxation Administration Act 1953* to request the provision of tax file numbers (TFNs). We will use the TFN to identify the entity in our records. It is not an offence not to provide the TFN. However if you do not provide the TFN, the processing of this form may be delayed.

Taxation law authorises the ATO to collect information and disclose it to other government agencies. For information about your privacy go to [ato.gov.au/privacy](http://ato.gov.au/privacy)

**TRUSTEE'S OR DIRECTOR'S DECLARATION:**

I declare that, the current trustees and directors have authorised this annual return and it is documented as such in the SMSF's records. I have received a copy of the audit report and are aware of any matters raised therein. The information on this annual return, including any attached schedules and additional documentation is true and correct.

Authorised trustee's, director's or public officer's signature

Date Day / Month / Year

**Preferred trustee or director contact details:**

Title:

Family name

First given name

Other given names

Phone number

Email address

Non-individual trustee name (if applicable)

ABN of non-individual trustee

Time taken to prepare and complete this annual return  Hrs

 The Commissioner of Taxation, as Registrar of the Australian Business Register, may use the ABN and business details which you provide on this annual return to maintain the integrity of the register. For further information, refer to the instructions.

**TAX AGENT'S DECLARATION:**

I declare that the *Self-managed superannuation fund annual return 2021* has been prepared in accordance with information provided by the trustees, that the trustees have given me a declaration stating that the information provided to me is true and correct, and that the trustees have authorised me to lodge this annual return.

Tax agent's signature

Date Day / Month / Year

**Tax agent's contact details**

Title:

Family name

First given name

Other given names

Tax agent's practice

Tax agent's phone number

Reference number

Tax agent number

**The JE Griffin Self Managed Superannuation Fund**  
**Investment Revaluation as at 30 June 2021**

Investment		Price Date	Market Price	Quantity	Market Value	Change in Market Value
<b>Unlisted Market</b>						
DGBCOIN	DigiByte	30 Jun 2021	0.06392	29,514.52000	1,886.61	972.13
ETHEREUM	Ethereum	30 Jun 2021	2,936.81000	10.00500	29,382.78	26,018.10
GASCOIN	GAS	30 Jun 2021	8.16307	0.21438	1.75	1.15
LTCCOIN	Litecoin	30 Jun 2021	192.11487	380.18593	73,039.37	83,730.77
ONGGAS	Ontology GAS	30 Jun 2021	1.18082	1.59212	1.88	1.20
ONTCOIN	Ontology	30 Jun 2021	0.99290	6.07312	6.03	5.16
PPTCOIN	Populous	30 Jun 2021	2.96669	106.60020	316.25	265.26
TFUEL	Theta Fuel	30 Jun 2021	0.54427	132,431.03658	72,078.51	70,434.78
THETA	Theta	30 Jun 2021	9.27283	26,000.20731	241,095.63	224,193.66
<b>Unlisted Market Total</b>					<b>417,808.81</b>	<b>405,622.21</b>
<b>Fund Total</b>					<b>417,808.81</b>	<b>405,622.21</b>

**The JE Griffin Self Managed Superannuation Fund**  
**Investment Income Comparison Report**  
**For the period 1 July 2020 to 30 June 2021**

Payment Date	Income Type	Ledger Data		Diff *	Announcement Data				
		Total Income	Tax Credits+		Quantity	Held < 45 Days	Amount Per Unit	Total Income	Tax Credits+
<b>Cash At Bank</b>									
<b>BANKSA_BACCT: Bank SA Investment Cash Account</b>									
30/04/2021	Interest	0.01	0.00						
31/05/2021	Interest	0.01	0.00						
30/06/2021	Interest	0.01	0.00						
		0.03	0.00						
<b>Total</b>		<b>0.03</b>	<b>0.00</b>						
<b>Total</b>		<b>0.00</b>	<b>0.00</b>					<b>0.00</b>	<b>0.00</b>

+Note: Tax Credits refer to franking credits for domestic income and foreign tax credits where the income is foreign in nature.

## The JE Griffin Self Managed Superannuation Fund

### Tax Accounting Reconciliation

For the period 1 July 2020 to 30 June 2021

Operating Statement Profit vs. Provision for Income Tax	2021 \$
<b>Benefits Accrued as a Result of Operations before Income Tax</b>	<b>375,366.97</b>
<b><u>ADD:</u></b>	
Excess Accounting Loss Carried Forward	400.00
Realised Capital Losses	30,166.64
<b><u>LESS:</u></b>	
Increase in Market Value	405,622.21
Carry Forward Accounting Loss	400.00
Rollovers In	688.14
Rounding	0.26
<b>Taxable Income or Loss</b>	<b>(777.00)</b>
	<b>Income Amount</b>
Gross Tax @ 15% for Concessional Income	(777.00)
Gross Tax @ 45% for Net Non-Arm's Length Income	0.00
No-TFN Quoted Contributions @ 32%	0.00
Change in Carried Forward Losses	777.00
<b>Provision for Income Tax</b>	<b>0.00</b>
	<b>Tax Amount</b>
Gross Tax @ 15% for Concessional Income	0.00
Gross Tax @ 45% for Net Non-Arm's Length Income	0.00
No-TFN Quoted Contributions @ 32%	0.00
Change in Carried Forward Losses	0.00

### Provision for Income Tax vs. Income Tax Expense

Provision for Income Tax	0.00
Income Tax Expense	0.00
	0.00

### Provision for Income Tax vs. Income Tax Payable

Provision for Income Tax	0.00
<b><u>LESS:</u></b>	
Income Tax Instalments Paid	1,364.00
<b>Income Tax Payable (Receivable)</b>	<b>(1,364.00)</b>
	<b>(1,364.00)</b>

### Exempt Current Pension Income Settings

Pension Exempt % (Actuarial)	0.0000%
Pension Exempt % (Expenses)	0.0000%
Assets Segregated For Pensions	No



## The JE Griffin Self Managed Superannuation Fund

### Members Summary Report - For the period 1/07/2020 to 30/06/2021

Member's Detail	Opening Balance	Increases				Decreases				Closing Balance	
		Contrib	Tran In	Profit	Ins Proc	Tax	Exp	Ins Prem	Tran Out		Ben Paid
<b>Mr Joshua Griffin</b>											
1A Sloan Road Hawthorndene SA 5051											
Accumulation <b>Accumulation</b>	46,093.69	0.00	688.14	374,678.83	0.00	0.40	0.00	0.00	0.00	0.00	421,461.06
	46,093.69	0.00	688.14	374,678.83	0.00	0.40	0.00	0.00	0.00	0.00	421,461.06
	46,093.69	0.00	688.14	374,678.83	0.00	0.40	0.00	0.00	0.00	0.00	421,461.06

## The JE Griffin Self Managed Superannuation Fund

### Investment Summary as at 30 June 2021

Investment	Units	Average Cost Price	Market Price	Accounting Cost	Market Value	Unrealised Accounting Gain/(Loss)	Accounting Gain/(Loss) (%)	Portfolio Weight (%)
<b><u>Bank</u></b>								
Bank SA Investment Cash Account				1,764.40	1,764.40			0.42%
Coinspot Cash Account				0.51	0.51			- %
				<b>1,764.91</b>	<b>1,764.91</b>			<b>0.42%</b>
<b><u>Unlisted Market</u></b>								
DigiByte	29,514.52000	0.0332	0.0639	980.00	1,886.61	906.61	92.51%	0.45%
Ethereum	10.00500	414.5497	2,936.8100	4,147.57	29,382.78	25,235.21	608.43%	7.00%
GAS	0.21438	0.0000	8.1631	0.00	1.75	1.75	0.00%	- %
Litecoin	380.18593	117.2997	192.1149	44,595.68	73,039.37	28,443.69	63.78%	17.41%
Ontology GAS	1.59212	0.1445	1.1808	0.23	1.88	1.65	717.39%	- %
Ontology	6.07312	0.0000	0.9929	0.00	6.03	6.03	0.00%	- %
Populous	106.60020	21.1069	2.9667	2,250.00	316.25	(1,933.75)	(85.94)%	0.08%
Theta Fuel	132,431.03658	0.0000	0.5443	0.00	72,078.51	72,078.51	0.00%	17.18%
Theta	26,000.20731	0.3886	9.2728	10,104.60	241,095.63	230,991.03	2,286.00%	57.46%
				<b>62,078.08</b>	<b>417,808.81</b>	<b>355,730.73</b>	<b>573.04%</b>	<b>99.58%</b>
				<b>63,842.99</b>	<b>419,573.72</b>	<b>355,730.73</b>	<b>557.20%</b>	<b>100.00%</b>

The accounting cost is the original cost base adjusted by any subsequent capital call/improvement or capital return transactions. In many cases, it is not the same as the adjusted or reduced cost base, or the reset cost base resulting from the CGT relief. To view the tax cost base and unrealised gain/(loss) for tax purposes refer to the Unrealised Capital Gains Report or change the report parameter to tax cost base.

**The JE Griffin Self Managed Superannuation Fund**  
**Investment Income Summary**  
**For the period 1 July 2020 to 30 June 2021**

Total Income	Add			Less					Taxable Income (excluding Capital Gains)	Indexed Capital Gains *	Discounted Capital Gains *	Other Capital Gains *	CGT Concession Amount *	
	Franking Credits	Foreign Credits	TFN Credits	Tax Free	Tax Exempt	Tax Deferred	Distributed Capital Gains	GST						
<b><u>Bank</u></b>														
Bank SA Investment Cash Account														
0.03	0.00	0.00	0.00	0.00	0.00	0.00	0.00	0.00	0.03	0.00	0.00	0.00	0.00	0.00
<b>0.03</b>	<b>0.00</b>	<b>0.00</b>	<b>0.00</b>	<b>0.00</b>	<b>0.00</b>	<b>0.00</b>	<b>0.00</b>	<b>0.00</b>	<b>0.03</b>	<b>0.00</b>	<b>0.00</b>	<b>0.00</b>	<b>0.00</b>	<b>0.00</b>
<b>0.03</b>	<b>0.00</b>	<b>0.00</b>	<b>0.00</b>	<b>0.00</b>	<b>0.00</b>	<b>0.00</b>	<b>0.00</b>	<b>0.00</b>	<b>0.03</b>	<b>0.00</b>	<b>0.00</b>	<b>0.00</b>	<b>0.00</b>	<b>0.00</b>

\* Distributed capital gains components correspond to the cash amount received. You should refer to Realised Capital Gains or Distribution Reconciliation Reports for tax and capital gain reporting purpose.



**The JE Griffin Self Managed Superannuation Fund**  
**Realised Capital Gains**  
**For the period from 1 July 2020 to 30 June 2021**

		Accounting Treatment				Taxation Treatment							
		Quantity	Proceeds	Excess Tax Value*	Original Cost	Accounting Profit/(Loss)	Cost Base Calculation		Capital Gains Calculation				
							Adjusted	Reduced	Indexation	Discounted	Other	Deferred	Capital Loss
<b><u>Unlisted Market</u></b>													
<b>Litecoin</b>													
01/07/2020	Sale	200.40	0.00		46,449.75	(46,449.75)		46,449.75					46,449.75
		200.40	0.00		46,449.75	(46,449.75)		46,449.75				0.00	46,449.75
<b>Theta</b>													
17/04/2021	Sale	486.00	8,178.51		36.70	8,141.81	36.70			8,141.81			
17/04/2021	Sale	486.00	8,178.00		36.70	8,141.30	36.70			8,141.30			
		972.00	16,356.51		73.40	16,283.11	73.40			16,283.11		0.00	
<b><i>Unlisted Market Total</i></b>			16,356.51		46,523.15	(30,166.64)	73.40	46,449.75		16,283.11		0.00	46,449.75
<b>Grand Total</b>			<b>16,356.51</b>		<b>46,523.15</b>	<b>(30,166.64)</b>	<b>73.40</b>	<b>46,449.75</b>		<b>16,283.11</b>		<b>0.00</b>	<b>46,449.75</b>

\* Where there is an Excess Tax Value Amount, the Accounting Profit/(Loss) figure takes account of this. Accounting Profit/(Loss) equals Proceeds less Excess Tax Value less Original Cost.



**The JE Griffin Self Managed Superannuation Fund**  
**Realised Capital Gains**  
**For the period from 1 July 2020 to 30 June 2021**

**Capital Gains Tax Return Summary**

	Indexation	Discount	Other	Deferred	Total Capital Gains	Capital Losses
<b>Current Year Capital Gains</b>						
Shares & Units - Listed Shares	0.00	0.00	0.00	0.00	0.00	0.00
Shares & Units - Other Shares	0.00	0.00	0.00	0.00	0.00	0.00
Shares & Units - Listed Trusts	0.00	0.00	0.00	0.00	0.00	0.00
Shares & Units - Other Units	0.00	0.00	0.00	0.00	0.00	0.00
Australian Real Estate	0.00	0.00	0.00	0.00	0.00	0.00
Other Real Estate	0.00	0.00	0.00	0.00	0.00	0.00
Collectables	0.00	0.00	0.00	0.00	0.00	0.00
Other CGT Assets & Other CGT Events	0.00	16,283.00	0.00	0.00	16,283.00	46,449.00
Distributed Capital Gains from Trusts	0.00	0.00	0.00	0.00	0.00	0.00
	<u>0.00</u>	<u>16,283.00</u>	<u>0.00</u>	<u>0.00</u>	<u>16,283.00</u>	<u>46,449.00</u>
<b>Capital Losses Applied</b>						
Current Year	0.00	16,283.00	0.00	0.00	16,283.00	
Prior Years	0.00	0.00	0.00	0.00	0.00	
	<u>0.00</u>	<u>16,283.00</u>	<u>0.00</u>	<u>0.00</u>	<u>16,283.00</u>	
<b>Net Capital Gains</b>						
Net Gain after applying losses	0.00	0.00	0.00	0.00	0.00	
Discount applicable		0.00				
Net Gain after applying discount	<u>0.00</u>	<u>0.00</u>	<u>0.00</u>	<u>0.00</u>	<u>0.00</u>	

**The JE Griffin Self Managed Superannuation Fund**  
(ABN: 71 971 321 370)

**Consolidated Member Benefit Totals**

Period		Member Account Details	
1 July 2020 - 30 June 2021		Residential Address:	1A Sloan Road Hawthorndene, SA 5051
Member	Number: 1	Date of Birth:	20 June 1980
Mr Joshua Griffin		Date Joined Fund:	16 February 2016
		Eligible Service Date:	30 April 2005
		Tax File Number Held:	Yes

*Note: this report provides a consolidated view of the Member's interests in the SMSF  
Refer to the Member Benefit Statements produced for each member account for further details*

**Your Accounts**

<b>Withdrawal Benefit as at 1 Jul 2020</b>	
Accumulation	46,093.69
<b>Total as at 1 Jul 2020</b>	<b>46,093.69</b>

<b>Withdrawal Benefit as at 30 Jun 2021</b>	
Accumulation	421,461.06
<b>Total as at 30 Jun 2021</b>	<b>421,461.06</b>

**Your Tax Components**

Tax Free	5,741.98
Taxable - Taxed	415,719.08
Taxable - Untaxed	-

**Your Preservation Components**

Preserved	421,461.06
Restricted Non Preserved	-
Unrestricted Non Preserved	-

**Your Insurance Benefits**

No insurance details have been recorded

**Your Beneficiaries**

No beneficiary details have been recorded

**For Enquiries:**  
mail The JE Griffin Self Managed Superannuation Fund, 322 Glen Osmond Rd, Myrtle Bank SA 5064

**The JE Griffin Self Managed Superannuation Fund**  
(ABN: 71 971 321 370)

**Member Benefit Statement**

Period	Member Account Details
<b>1 July 2020 - 30 June 2021</b>	Residential Address: 1A Sloan Road Hawthorndene, SA 5051
<b>Member</b> Number: 1	Date of Birth: 20 June 1980
<b>Mr Joshua Griffin</b>	Date Joined Fund: 16 February 2016
<b>Accumulation Account</b>	Eligible Service Date: 30 April 2005
<b>Accumulation</b>	Tax File Number Held: Yes
	Account Start Date: 16 February 2016

Your Account Summary	
<b>Withdrawal Benefit</b> as at 1 Jul 2020	<b>46,093.69</b>
<i><u>Increases to your account:</u></i>	
Rollovers In	688.14
Share Of Net Fund Income	374,678.83
Tax on Net Fund Income	0.40
<b><u>Total Increases</u></b>	<b><u>375,367.37</u></b>
<b>Withdrawal Benefit</b> as at 30 Jun 2021	<b><u><u>421,461.06</u></u></b>

Your Tax Components		
Tax Free	1.3624 %	5,741.98
Taxable - Taxed		415,719.08
Taxable - Untaxed		-

Your Preservation Components	
Preserved	421,461.06
Restricted Non Preserved	-
Unrestricted Non Preserved	-

**Your Insurance Benefits**  
No insurance details have been recorded

**Your Beneficiaries**  
No beneficiary details have been recorded

**For Enquiries:**  
mail The JE Griffin Self Managed Superannuation Fund, 322 Glen Osmond Rd, Myrtle Bank SA 5064



## Trustee

The Trustee of the Fund is as follows:

JE Griffin SMSF Pty Ltd

The directors of the Trustee company are:

Joshua Griffin

## Availability of Other Fund Information

Additional information regarding your membership is available on request. What your Fund can do is governed by the provisions of its Trust Deed, which is available for inspection. If you require further information or clarification of any aspect of your membership of the Fund, please contact your Fund's Administrator or Trustee.

## Trustee Disclaimer

This statement has been prepared by the Trustee for the member whose name appears at the top of this statement. While every effort has been made by the Trustee to ensure the accuracy and completeness of this statement, the Trustee does not accept any liability for any errors, omissions or misprints.

Signed on behalf of the Trustee of the Fund

.....  
Joshua Griffin  
Director - JE Griffin SMSF Pty Ltd

Statement Date: 30 June 2021

**For Enquiries:**

mail The JE Griffin Self Managed Superannuation Fund, 322 Glen Osmond Rd, Myrtle Bank SA 5064

---

**The JE Griffin Self Managed Superannuation Fund**  
**Contribution Caps**  
**For the Period From 1 July 2020 to 30 June 2021**

---

**Mr Joshua Griffin**

**Date of Birth:** 20 Jun 1980  
**Age:** 41 (at 30/06/2021)  
**Status:** Member may be eligible for the bring forward rule, certain conditions apply

**Contributions Summary**

**Prior Year Contributions**

Contributions for the previous 2 years are not confirmed  
 3-year cap in effect from previous years

Total non-concessional contributions in previous 2 years

**Non-Concessional**

Unknown

Unknown

<b>Current Year Contributions</b>	<b>Note</b>	<b>Concessional</b>	<b>Non-Concessional</b>
Caps	1	25,000.00	100,000.00
Cumulative Available Unused Cap	2	40,967.36	0.00
Contributions made (to this fund)	3	0.00	0.00
Contributions made (to other funds)		0.00	0.00
Contributions as allocated		0.00	0.00
Amount above caps	4	0.00	0.00
Available		65,967.36	100,000.00

**Notes**

- 1 . Non-concessional cap shown does NOT take prior year 'Bring Forward Rule' usage into account
- 2 . Member may be eligible to make catch-up concessional contributions
- 3 . Excludes any unmatched deposits
- 4 . Any excess concessional contributions are treated as non-concessional

**The JE Griffin Self Managed Superannuation Fund**  
**Investment Movement Summary**  
**For the period 1 July 2020 to 30 June 2021**

Investment	Opening Balance		Acquisitions		Disposals			Closing Balance		
	Qty	Cost	Qty	Cost	Qty	Proceeds	Profit/(Loss)	Qty	Cost	Market Value
<b><u>Bank</u></b>										
Bank SA Investment Cash Account		189.23		10,193.17		8,618.00	0.00		1,764.40	1,764.40
Coinspot Cash Account		0.00		8,178.51		8,178.00	0.00		0.51	0.51
		<u>189.23</u>		<u>18,371.68</u>		<u>16,796.00</u>	<u>0.00</u>		<u>1,764.91</u>	<u>1,764.91</u>
<b><u>Unlisted Market</u></b>										
DigiByte	29,514.52	980.00	0.00	0.00	0.00	0.00	0.00	29,514.52	980.00	1,886.61
Ethereum	10.01	4,147.57	0.00	0.00	0.00	0.00	0.00	10.01	4,147.57	29,382.78
GAS	0.21	0.00	0.00	0.00	0.00	0.00	0.00	0.21	0.00	1.75
Litecoin	580.59	91,045.43	0.00	0.00	200.40	0.00	(46,449.75)	380.19	44,595.68	73,039.37
Ontology	6.07	0.00	0.00	0.00	0.00	0.00	0.00	6.07	0.00	6.03
Ontology GAS	1.16	0.00	0.43	0.23	0.00	0.00	0.00	1.59	0.23	1.88
Populous	106.60	2,250.00	0.00	0.00	0.00	0.00	0.00	106.60	2,250.00	316.25
Theta	26,486.21	2,000.00	486.00	8,178.00	972.00	16,356.51	16,283.11	26,000.21	10,104.60	241,095.63
Theta Fuel	132,431.04	0.00	0.00	0.00	0.00	0.00	0.00	132,431.04	0.00	72,078.51
		<u>100,423.00</u>		<u>8,178.23</u>		<u>16,356.51</u>	<u>(30,166.64)</u>		<u>62,078.08</u>	<u>417,808.81</u>
<b>Fund Total</b>		<u><b>100,612.23</b></u>		<u><b>26,549.91</b></u>		<u><b>33,152.51</b></u>	<u><b>(30,166.64)</b></u>		<u><b>63,842.99</b></u>	<u><b>419,573.72</b></u>



**CoinSpot**












Casey Block Services  
ABN: 19 619 574 186

---

# End of Financial Year - Closing Price Statement













User: griffjoshy@gmail.com

Prices shown are indicative only and are provided as a benchmarking tool for estimating the value of holdings of each coin / token as at 11:59:59 PM June 30 2021.












		COIN	DATE	CLOSING SELL PRICE (AUD)
	BTC	Bitcoin	30/6/2021	\$47,001.04
	LTC	Litecoin	30/6/2021	\$192.11
	ETH	Ethereum	30/6/2021	\$2,936.81
	ETC	Ethereum Classic	30/6/2021	\$78.03
	BNB	BNB	30/6/2021	\$399.23
	TRB	Tellor	30/6/2021	\$53.90
	GRT	The Graph	30/6/2021	\$0.787768
	LTO	LTO Network	30/6/2021	\$0.230570
	COS	Contentos	30/6/2021	\$0.015607
	KP3R	Keep3rV1	30/6/2021	\$121.95
	AVA	Travala	30/6/2021	\$3.0616


















		COIN		DATE	CLOSING SELL PRICE (AUD)
	AMPL	Ampleforth		30/6/2021	\$1.255671
	ANKR	Ankr		30/6/2021	\$0.104812
	AXS	Axie Infinity		30/6/2021	\$7.10
	AUDIO	Audius		30/6/2021	\$1.045466
	FIL	Filecoin		30/6/2021	\$81.42
	LUNC	Terra Luna Classic		30/6/2021	\$8.27359281
	UNI	Uniswap		30/6/2021	\$24.51
	YFI	yearn.finance		30/6/2021	\$44,244.45
	YFII	DFI.Money		30/6/2021	\$2,606.28
	QNT	Quant		30/6/2021	\$102.08
	WNXM	Wrapped Nexus Mutual		30/6/2021	\$76.70
	IOTX	IoTeX		30/6/2021	\$0.026321













	COIN		DATE	CLOSING SELL PRICE (AUD)
 MFT	Mainframe		30/6/2021	\$0.009356
 AVAX	Avalanche		30/6/2021	\$15.78
 DOT	Polkadot		30/6/2021	\$21.31
 BAL	Balancer		30/6/2021	\$27.10
 BZRX	bZx Protocol		30/6/2021	\$0.279504
 OXT	Orchid		30/6/2021	\$0.347254
 SAND	Sandbox		30/6/2021	\$0.3219
 KSM	Kusama		30/6/2021	\$272.63
 OCEAN	Ocean Protocol		30/6/2021	\$0.613364
 ANT	Aragon		30/6/2021	\$4.8232
 CRV	Curve DAO Token		30/6/2021	\$2.3900
 SRM	Serum		30/6/2021	\$4.4909

	COIN	DATE	CLOSING SELL PRICE (AUD)
 SOL	Solana	30/6/2021	\$44.70
 SXP	Swipe	30/6/2021	\$2.6744
 COMP	Compound	30/6/2021	\$408.06
 MKR	Maker	30/6/2021	\$3,198.29
 UBT	Unibright	30/6/2021	\$1.513903
 WRX	WazirX	30/6/2021	\$1.598505
 BAND	Band Protocol	30/6/2021	\$7.9686
 UTK	Utrust	30/6/2021	\$0.304567
 CRPT	Crypterium	30/6/2021	\$0.211975
 EWT	Energy Web Token	30/6/2021	\$8.3526
 NMR	Numeraire	30/6/2021	\$47.84
 DATA	Streamr DATAcoin	30/6/2021	\$0.156983

		COIN		DATE	CLOSING SELL PRICE (AUD)
	CHZ	Chiliz		30/6/2021	\$0.336527
	OGN	Origin Protocol		30/6/2021	\$0.901480
	ALGO	Algorand		30/6/2021	\$1.177376
	TOMO	TomoChain		30/6/2021	\$2.2734
	KAVA	Kava		30/6/2021	\$5.6815
	FET	Fetch.ai		30/6/2021	\$0.292346
	MANA	Decentraland		30/6/2021	\$0.7436
	BTTC	BitTorrent		30/6/2021	\$0.00361778
	ONE	Harmony		30/6/2021	\$0.087892
	FTM	Fantom		30/6/2021	\$0.304567
	SOLVE	Solve		30/6/2021	\$0.076142
Celer	CELR	Celer Network		30/6/2021	\$0.039011













		COIN		DATE	CLOSING SELL PRICE (AUD)
	MATIC	Polygon		30/6/2021	\$1.551974
	ATOM	Cosmos		30/6/2021	\$15.83
	XTZ	Tezos		30/6/2021	\$3.9326
	WABI	Tael		30/6/2021	\$0.232185
	GFT	Gifto		30/6/2021	\$0.044181
	ARNX	Aeron		30/6/2021	\$0.105878
	NPXS	Pundi X		30/6/2021	\$0.009674
	RVN	Ravencoin		30/6/2021	\$0.075202
	HOT	Holo		30/6/2021	\$0.008120
	QKC	QuarkChain		30/6/2021	\$0.018800
	GO	GoChain		30/6/2021	\$0.025381
	SKY	Skycoin		30/6/2021	\$1.159046













		COIN		DATE	CLOSING SELL PRICE (AUD)
	NAS	Nebulas		30/6/2021	\$0.409379
	LINK	ChainLink		30/6/2021	\$25.84
	KEY	SelfKey		30/6/2021	\$0.010212
	ELA	Elastos		30/6/2021	\$3.3023
	RCN	Ripio Credit Network		30/6/2021	\$0.052171
	WINGS	WINGS		30/6/2021	\$0.059691
	DNT	district0x		30/6/2021	\$0.177664
	ICN	Iconomi		30/6/2021	\$0.561648
	RLC	iExec		30/6/2021	\$3.9565
	SNX	Synthetix		30/6/2021	\$9.4651
	NCASH	Nucleus Vision		30/6/2021	\$0.002144
	WAN	Wanchain		30/6/2021	\$0.830038

		COIN		DATE	CLOSING SELL PRICE (AUD)
	WAXP	WAX		30/6/2021	\$0.151813
	WPR	WePower		30/6/2021	\$0.016920
	SRN	Sirin Labs		30/6/2021	\$0.013630
	SYS	Syscoin		30/6/2021	\$0.148523
	ONT	Ontology		30/6/2021	\$0.993132
	ONG	Ontology Gas		30/6/2021	\$1.183956
	OCN	Odyssey		30/6/2021	\$0.00048543
	THETA	Theta		30/6/2021	\$9.2728
	TFUEL	Theta Fuel		30/6/2021	\$0.544272
	RHOC	RChain		30/6/2021	\$0.041528
	ZIL	Zilliqa		30/6/2021	\$0.114213
	SNT	Status		30/6/2021	\$0.101052













		COIN		DATE	CLOSING SELL PRICE (AUD)
	AION	Aion		30/6/2021	\$0.176254
	LRC	Loopring		30/6/2021	\$0.3675
	IOST	IOStoken		30/6/2021	\$0.029141
	ELF	aelf		30/6/2021	\$0.259446
	BNT	Bancor		30/6/2021	\$4.4059
	CND	Cindicator		30/6/2021	\$0.015510
	REV	Revain		30/6/2021	\$0.011285
	REQ	Request		30/6/2021	\$0.071912
	STMX	StormX		30/6/2021	\$0.025851
	STORJ	Storj		30/6/2021	\$1.111105
	NULS	Nuls		30/6/2021	\$0.526882
	PPT	Populous		30/6/2021	\$2.966706















		COIN		DATE	CLOSING SELL PRICE (AUD)
	XNO	Nano		30/6/2021	\$6.8607
	SUB	Substratum		30/6/2021	\$0.003760
	XEM	NEM		30/6/2021	\$0.170144
	VTC	Vertcoin		30/6/2021	\$0.791027
	POWR	Powerledger		30/6/2021	\$0.240175
	ZEC	Zcash		30/6/2021	\$177.50
	GBYTE	Obyte		30/6/2021	\$31.27
	DCR	Decred		30/6/2021	\$189.59
	ADA	Cardano		30/6/2021	\$1.818470
	ZRX	Ox		30/6/2021	\$0.965871
	BTS	BitShares		30/6/2021	\$0.060631
	NBS	New BitShares		30/6/2021	\$0.015786













		COIN		DATE	CLOSING SELL PRICE (AUD)
	WTC	Walton		30/6/2021	\$0.760477
	RDN	Raiden Network		30/6/2021	\$0.398099
	GLM	Golem		30/6/2021	\$0.389169
	GAS	GAS		30/6/2021	\$8.3084
	BTG	Bitcoin Gold		30/6/2021	\$67.18
	ADX	AdEx		30/6/2021	\$0.493041
	RISE	Rise		30/6/2021	\$0.003775
	XLM	Stellar		30/6/2021	\$0.373188
	STEEM	Steem		30/6/2021	\$0.550852
	HIVE	Hive		30/6/2021	\$0.395279
	SCRT	Secret		30/6/2021	\$1.4265
	BCH	Bitcoin Cash		30/6/2021	\$702.61




	COIN		DATE	CLOSING SELL PRICE (AUD)
 BSV	Bitcoin SV		30/6/2021	\$203.30
 VGX	Voyager Token		30/6/2021	\$3.1603
 XZC	Firo		30/6/2021	\$6.9801
 KMD	Komodo		30/6/2021	\$0.776927
 CVC	Civic		30/6/2021	\$0.337937
 KNC	Kyber		30/6/2021	\$2.141367
 SALT	Salt		30/6/2021	\$0.155953
 MCO	Crypto.com Token (MCO)		30/6/2021	\$3.6170
 CRO	Cronos		30/6/2021	\$0.154163
 QTUM	Qtum		30/6/2021	\$9.9652
 ARK	Ark		30/6/2021	\$1.216857
 GAME	GameCredits		30/6/2021	\$0.174844

		COIN		DATE	CLOSING SELL PRICE (AUD)
	FUN	FUNToken		30/6/2021	\$0.023501
	SAFEX	Safe Exchange Coin		30/6/2021	\$0.005921
	BAT	Basic Attention Token		30/6/2021	\$0.798548
	STRAX	Stratis		30/6/2021	\$2.2067
	XVG	Verge		30/6/2021	\$0.031021
	PIVX	PIVX		30/6/2021	\$0.750137
	PAY	TenX		30/6/2021	\$0.076612
	RDD	Reddcoin		30/6/2021	\$0.00282007
	MTL	Metal		30/6/2021	\$2.3717
	OMG	OMG Network		30/6/2021	\$5.8991
	USDC	USD Coin		30/6/2021	\$1.353558
	USDT	Tether USD		30/6/2021	\$1.353862


		COIN		DATE	CLOSING SELL PRICE (AUD)
	LBC	LBRY Credits		30/6/2021	\$0.024911
	SC	Siacoin		30/6/2021	\$0.016920
	EOS	EOS		30/6/2021	\$5.4658
	NXS	Nexus		30/6/2021	\$0.729926
	WAVES	Waves		30/6/2021	\$23.09
	ARDR	Ardor		30/6/2021	\$0.222785
	NEO	Neo		30/6/2021	\$48.66
	MIOTA	IOTA		30/6/2021	\$1.115335
	LSK	Lisk		30/6/2021	\$3.3902
	BCN	Bytecoin		30/6/2021	\$0.00059381
	DGB	DigiByte		30/6/2021	\$0.063921
	DOGE	Dogecoin		30/6/2021	\$0.339684



	COIN		DATE	CLOSING SELL PRICE (AUD)
 DASH	Dash		30/6/2021	\$194.54
 PPC	Peercoin		30/6/2021	\$1.356920
 MAID	MaidSafeCoin		30/6/2021	\$0.959761
 FCT	Factom		30/6/2021	\$1.895082
 NXT	Nxt		30/6/2021	\$0.015980
 XRP	XRP (Ripple)		30/6/2021	\$0.920750
 XMR	Monero		30/6/2021	\$298.81
 REP	Augur v2		30/6/2021	\$21.12
 QSP	Quantstamp		30/6/2021	\$0.042301
 EMC2	Einsteinium		30/6/2021	\$0.097292
 TRX	TRON		30/6/2021	\$0.090242
 ICX	ICON		30/6/2021	\$1.097004













		COIN		DATE	CLOSING SELL PRICE (AUD)
	POE	Po.et		30/6/2021	\$0.00051411
	VET	VeChainThor		30/6/2021	\$0.117503
	VTHO	VeThor Token		30/6/2021	\$0.008858
	OST	OST		30/6/2021	\$0.009516
	HST	Decision Token		30/6/2021	\$0.002380
	DENT	Dent		30/6/2021	\$0.003525
	DRGN	Dragonchain		30/6/2021	\$0.144293
	MOD	Modum		30/6/2021	\$0.258756
	AE	Aeternity		30/6/2021	\$0.152753
	CAN	CanYaCoin		30/6/2021	\$0.015292
	LEND	ETHLend		30/6/2021	\$0.732674
	AAVE	Aave		30/6/2021	\$314.05













		COIN		DATE	CLOSING SELL PRICE (AUD)
	ENJ	Enjin Coin		30/6/2021	\$1.4970
	AGIX	SingularityNET		30/6/2021	\$0.228425
	ETN	Electroneum		30/6/2021	\$0.009400
	AUS	Gold Standard		30/6/2021	\$76.82
	AGS	Silver Standard		30/6/2021	\$1.196244
	HBAR	Hedera Hashgraph		30/6/2021	\$0.249576
	TNT	Tierion		30/6/2021	\$0.001338
	DGD	DigixDAO		30/6/2021	\$44.75
	FTT	FTX Token		30/6/2021	\$36.4376
	REN	REN		30/6/2021	\$0.497741
	ZEN	Horizen		30/6/2021	\$89.72
	HC	HyperCash		30/6/2021	\$0.975833















		COIN		DATE	CLOSING SELL PRICE (AUD)
	STX	Stacks		30/6/2021	\$1.059403
	NIM	Nimiq		30/6/2021	\$0.006931
	ERD	Elrond		30/6/2021	\$0.027511
	EGLD	MultiversX		30/6/2021	\$114.55
	PNT	pNetwork		30/6/2021	\$0.956941
	RUNE	THORChain		30/6/2021	\$9.0613
	ARPA	ARPA Chain		30/6/2021	\$0.042886
	CHR	Chromia		30/6/2021	\$0.203985
	BLZ	Bluzelle		30/6/2021	\$0.199754
	UMA	UMA		30/6/2021	\$14.3457
	MDT	Measurable Data Token		30/6/2021	\$0.034781
	STPT	STP Network		30/6/2021	\$0.054051













		COIN		DATE	CLOSING SELL PRICE (AUD)
	SUSHI	Sushi		30/6/2021	\$10.3504
	DIA	DIA		30/6/2021	\$1.604611
	DUSK	DUSK Network		30/6/2021	\$0.159804
	TROY	Troy		30/6/2021	\$0.011195
	LOOM	Loom Network		30/6/2021	\$0.070972
	DREP	Drep		30/6/2021	\$0.526882
	CTSI	Cartesi		30/6/2021	\$0.611014
	TCT	TokenClub		30/6/2021	\$0.029611
	AST	AirSwap		30/6/2021	\$0.170614
	RSR	Reserve Rights		30/6/2021	\$0.032353
	VITE	VITE		30/6/2021	\$0.068217
	NEBL	Neblio		30/6/2021	\$1.372900













		COIN		DATE	CLOSING SELL PRICE (AUD)
	NAV	NavCoin		30/6/2021	\$0.470950
	MBL	MovieBloc		30/6/2021	\$0.007677
	FIO	FIO Protocol		30/6/2021	\$0.221375
	COCOS	Cocos-BCX		30/6/2021	\$0.618530
	JST	JUST		30/6/2021	\$0.066667
	IRIS	IRISnet		30/6/2021	\$0.107162
	SUN	SUN Token		30/6/2021	\$0.029294
	NEAR	NEAR Protocol		30/6/2021	\$2.77
	AKRO	Akropolis		30/6/2021	\$0.022971
	FLM	Flamingo		30/6/2021	\$0.498527
	WING	Wing		30/6/2021	\$19.34
	ALPHA	Alpha Finance Lab		30/6/2021	\$0.624015

		COIN		DATE	CLOSING SELL PRICE (AUD)
	BEL	Bella Protocol		30/6/2021	\$1.6246
	POLYX	Polymesh		30/6/2021	\$0.233125
	VIDT	VIDT DAO		30/6/2021	\$0.497741
	BOT	Bounce Token		30/6/2021	\$3,671.64
	COTI	COTI		30/6/2021	\$0.201125
	WIN	WINK		30/6/2021	\$0.00055078
	HNT	Helium		30/6/2021	\$17.3051
	XVS	Venus		30/6/2021	\$25.44
	ORN	Orion Protocol		30/6/2021	\$7.8242
	INJ	Injective Protocol		30/6/2021	\$9.3150
	GRS	Groestlcoin		30/6/2021	\$0.810298
	RFOX	RedFOX Labs		30/6/2021	\$0.072414













	COIN		DATE	CLOSING SELL PRICE (AUD)
	BUSD	Binance USD	30/6/2021	\$1.353727
	1INCH	1inch	30/6/2021	\$3.3675
	CDT	Blox	30/6/2021	\$0.019885
	OAX	openANX	30/6/2021	\$0.181894
	DLT	Agrello	30/6/2021	\$0.084132
	SKL	SKALE Network	30/6/2021	\$0.321594
	GVT	Genesis Vision	30/6/2021	\$3.1331
	MDA	Moeda Loyalty Points	30/6/2021	\$0.768937
	VIBE	VIBE	30/6/2021	\$0.014100
	WBTC	Wrapped Bitcoin	30/6/2021	\$47,654.90
	MTH	Monetha	30/6/2021	\$0.025381
	VIB	Viberate	30/6/2021	\$0.048464













	COIN		DATE	CLOSING SELL PRICE (AUD)
 HARD	HARD Protocol		30/6/2021	\$1.008711
 ROSE	Oasis Network		30/6/2021	\$0.076569
 CTK	CertiK		30/6/2021	\$1.320718
 JUV	Juventus Fan Token		30/6/2021	\$9.78
 PSG	PSG Fan Token		30/6/2021	\$16.62
 HTR	Hathor		30/6/2021	\$0.464506
 YOYO	YOYOW		30/6/2021	\$0.015510
 FOR	ForTube		30/6/2021	\$0.034437
 CMT	CyberMiles		30/6/2021	\$0.013567
 CELO	Celo		30/6/2021	\$4.2337
 QLC	Kepple		30/6/2021	\$0.034781
 AMB	Ambrosus		30/6/2021	\$0.037601



		COIN		DATE	CLOSING SELL PRICE (AUD)
	POA	POA Network		30/6/2021	\$0.035721
	VIA	Viacoin		30/6/2021	\$0.680575
	MITH	Mithril		30/6/2021	\$0.051183
	AERGO	Aergo		30/6/2021	\$0.189884
	API3	API3		30/6/2021	\$3.5055
	UNFI	Unifi Protocol DAO		30/6/2021	\$8.7897
	REEF	Reef Finance		30/6/2021	\$0.021063
	SNM	SONM		30/6/2021	\$0.263206
	TRU	TrueFi		30/6/2021	\$0.238909
	APPC	AppCoins		30/6/2021	\$0.070972
	IDEX	IDEX		30/6/2021	\$0.052171
	TWT	Trust Wallet Token		30/6/2021	\$0.426936

		COIN		DATE	CLOSING SELL PRICE (AUD)
	BTCST	BTC Standard Hashrate		30/6/2021	\$25.7986
	FRONT	Frontier		30/6/2021	\$0.748257
	CAKE	PancakeSwap		30/6/2021	\$18.14
	SHR	ShareToken		30/6/2021	\$0.030849
	AUCT	Auction		30/6/2021	\$19.53
	RIF	RSK Infrastructure		30/6/2021	\$0.214325
	ACM	AC Milan Fan Token		30/6/2021	\$8.2507
	LIT	Litentry		30/6/2021	\$3.1515
	OM	MANTRA		30/6/2021	\$0.143729
	BDGR	Badger DAO		30/6/2021	\$12.40
	KAI	KardiaChain		30/6/2021	\$0.055734
	LINA	Linear		30/6/2021	\$0.034835



		COIN		DATE	CLOSING SELL PRICE (AUD)
	MIR	Mirror Protocol		30/6/2021	\$5.403837
	XYM	Symbol		30/6/2021	\$0.170793
	SUPER	SuperVerse		30/6/2021	\$0.604815
	RAMP	RAMP		30/6/2021	\$0.216142
	PHA	Phala Network		30/6/2021	\$1.143065
	ALICE	My Neighbor Alice		30/6/2021	\$5.2059
	DEGO	Dego Finance		30/6/2021	\$6.0139
	TVK	Terra Virtua Kolect		30/6/2021	\$0.128917
	PERP	Perpetual Protocol		30/6/2021	\$10.7248
	FIS	Stafi		30/6/2021	\$0.999796
	PUNDIX	Pundi X		30/6/2021	\$1.485294
	BRD	Bread		30/6/2021	\$0.171554

		COIN		DATE	CLOSING SELL PRICE (AUD)
	NKN	NKN		30/6/2021	\$0.291929
	PERL	Perlin		30/6/2021	\$0.096469
	GXC	GXChain		30/6/2021	\$0.6210
	VRA	Veracity		30/6/2021	\$0.016593
	EPS	Ellipsis		30/6/2021	\$0.551328
	POLK	Polkamarkets		30/6/2021	\$0.271778
	CFX	Conflux Network		30/6/2021	\$0.337380
	ASR	AS Roma Fan Token		30/6/2021	\$6.8367
	AUTO	Auto		30/6/2021	\$1,179.46
	TEL	Telcoin		30/6/2021	\$0.035178
	SHIB	Shiba Inu		30/6/2021	\$0.00001159
	ICP	Internet Computer		30/6/2021	\$63.16

	COIN		DATE	CLOSING SELL PRICE (AUD)
 POLS	Polkastarter		30/6/2021	\$1.3978
 LPT	Livepeer		30/6/2021	\$26.97



## Activity statement 004

<b>Date generated</b>	23 May 2023
<b>Overdue</b>	\$0.00
<b>Not yet due</b>	\$0.00
<b>Balance</b>	\$387.34 CR

## Transactions

15 results found - from **01 January 2020** to **23 May 2023** sorted by **processed date** ordered **newest to oldest**

Processed date	Effective date	Description	Debit (DR)	Credit (CR)	Balance
20 Apr 2021	20 Apr 2021	General interest charge			\$387.34 CR
20 Apr 2021	19 Apr 2021	Payment received		\$7,291.00	\$387.34 CR
1 Dec 2020	1 Dec 2020	General interest charge			\$6,903.66 DR
13 Nov 2020	12 Nov 2020	Payment received		\$1,327.00	\$6,903.66 DR
12 Nov 2020	12 Nov 2020	Credit transfer received from Income Tax Account		\$306.34	\$8,230.66 DR
12 Nov 2020	12 Nov 2020	Credit transfer received from Income Tax Account		\$1,445.00	\$8,537.00 DR
2 Nov 2020	2 Nov 2020	General interest charge			\$9,982.00 DR
10 Oct 2020	28 Oct 2020	Original Activity Statement for the period ending 30 Sep 20 - PAYG Instalments	\$1,364.00		\$9,982.00 DR
3 Aug 2020	3 Aug 2020	General interest charge			\$8,618.00 DR
5 Jul 2020	28 Jul 2020	Original Activity Statement for the period ending 30 Jun 20 - PAYG Instalments	\$1,432.00		\$8,618.00 DR
1 Jun 2020	1 May 2020	General interest charge			\$7,186.00 DR

<b>Processed date</b>	<b>Effective date</b>	<b>Description</b>	<b>Debit (DR)</b>	<b>Credit (CR)</b>	<b>Balance</b>
10 May 2020	28 Apr 2020	Original Activity Statement for the period ending 31 Mar 20 - PAYG Instalments	\$1,432.00		\$7,186.00 DR
1 Apr 2020	1 Apr 2020	General interest charge			\$5,754.00 DR
1 Mar 2020	28 Feb 2020	Original Activity Statement for the period ending 31 Dec 19 - PAYG Instalments	\$1,432.00		\$5,754.00 DR
10 Feb 2020	1 Jan 2020	General interest charge			\$4,322.00 DR



**Australian Government**  
**Australian Taxation Office**

**Agent** BARTLEY PARTNERS PTY LTD  
**Client** THE TRUSTEE FOR THE JE  
GRIFFIN SELF MANAGED  
SUPERANNUATION FUND  
**ABN** 71 971 321 370  
**TFN** 979 292 555

## Income tax 002

<b>Date generated</b>	23 May 2023
<b>Overdue</b>	\$0.00
<b>Not yet due</b>	\$0.00
<b>Balance</b>	\$0.00

## Transactions

7 results found - from **01 January 2020** to **23 May 2023** sorted by **processed date** ordered **newest to oldest**

Processed date	Effective date	Description	Debit (DR)	Credit (CR)	Balance
12 Nov 2020	12 Nov 2020	Credit transferred to Integrated Client Account	\$306.34		\$0.00
12 Nov 2020	12 Nov 2020	Credit transferred to Integrated Client Account	\$1,445.00		\$306.34 CR
12 Nov 2020	12 Nov 2020	General interest charge			\$1,751.34 CR
12 Nov 2020	12 Nov 2020	Tax return Self Man Superfund - Income Tax for the period from 01 Jul 19 to 30 Jun 20		\$5,469.00	\$1,751.34 CR
12 Nov 2020	1 Jul 2020	General interest charge			\$3,717.66 DR
12 Nov 2020	30 Jun 2020	Tax return Self Man Superfund - Income Tax for the period from 01 Jul 18 to 30 Jun 19		\$680.85	\$3,717.66 DR
2 Jan 2020	2 Jan 2020	General interest charge			\$4,398.51 DR



## Investment Cash Account

BSB 105-011 Acc 111 016 940

\$1,775.38  
Available balance:  
\$1,775.38

Date	Description	Category	Debit	Credit	Balance
	Closing Balance				\$1,775.38
31/03/2023	Credit Interest	Deposits		\$1.50	\$1,775.38
28/02/2023	Credit Interest	Deposits		\$1.35	\$1,773.88
31/01/2023	Credit Interest	Deposits		\$1.50	\$1,772.53
31/12/2022	Credit Interest	Deposits		\$1.50	\$1,771.03
30/11/2022	Credit Interest	Deposits		\$1.45	\$1,769.53
31/10/2022	Credit Interest	Deposits		\$1.50	\$1,768.08
30/09/2022	Credit Interest	Deposits		\$1.22	\$1,766.58
31/08/2022	Credit Interest	Deposits		\$0.71	\$1,765.36
30/07/2022	Credit Interest	Deposits		\$0.13	\$1,764.65
30/06/2022	Credit Interest	Deposits		\$0.01	\$1,764.52
31/05/2022	Credit Interest	Deposits		\$0.01	\$1,764.51
30/04/2022	Credit Interest	Deposits		\$0.01	\$1,764.50
31/03/2022	Credit Interest	Deposits		\$0.01	\$1,764.49
28/02/2022	Credit Interest	Deposits		\$0.01	\$1,764.48
31/01/2022	Credit Interest	Deposits		\$0.01	\$1,764.47
31/12/2021	Credit Interest	Deposits		\$0.01	\$1,764.46
30/11/2021	Credit Interest	Deposits		\$0.01	\$1,764.45

Date	Description	Category	Debit	Credit	Balance
30/10/2021	Credit Interest	Deposits		\$0.01	\$1,764.44
30/09/2021	Credit Interest	Deposits		\$0.01	\$1,764.43
31/08/2021	Credit Interest	Deposits		\$0.01	\$1,764.42
31/07/2021	Credit Interest	Deposits		\$0.01	\$1,764.41
30/06/2021	Credit Interest	Deposits		\$0.01	\$1,764.40
31/05/2021	Credit Interest	Deposits		\$0.01	\$1,764.39
30/04/2021	Credit Interest	Deposits		\$0.01	\$1,764.38
19/04/2021	Tfr Wdl BPAY Internet 18Apr08:52 004719713213704960 Tax Office Payments	Bills & Payments	\$7,291.00		\$1,764.37
17/04/2021	Sct Deposit 17Apr21:52 Coinspot	Deposits		\$8,178.00	\$9,055.37
08/12/2020	Ato Ato007000013890368	Government payments		\$688.14	\$877.37
12/11/2020	Tfr Wdl BPAY Internet 12Nov12:08 004719713213704960 Tax Office Payments	Bills & Payments	\$1,327.00		\$189.23
12/11/2020	Internet Deposit 12Nov12:06 Repay Smsf	Deposits		\$1,327.00	\$1,516.23
	Opening Balance				\$189.23





THE TRUSTEE FOR THE JE GRIFFIN SELF  
MANAGED SUPERANNUATION FUND  
PO BOX 230  
GLEN OSMOND SA 5064

Statement period	01 JUL 20 to 03 DEC 20
Tax file number	979 292 555
Date of issue	08 DEC 20
Statement number	1
Our reference	7119606291241
Internet: <a href="http://www.ato.gov.au">www.ato.gov.au</a>	
Account enquiries: 13 10 20	

## Statement of account

This statement has been issued to provide account information in relation to THE TRUSTEE FOR THE JE GRIFFIN SELF MANAGED SUPERANNUATION FUND, Superannuation account

### Transaction list - Superannuation - USM Remittance

This statement shows transactions for the period **01 JUL 20** to **03 DEC 20** (inclusive)

Process date	Effective date	Description of transaction	Debit \$	Credit \$	Balance \$
01 JUL 20		<b>STATEMENT OPENING BALANCE</b>			0.00
03 DEC 20	03 DEC 20	Aggregated transfer from individual		688.14	688.14 CR
03 DEC 20	08 DEC 20	EFT refund for USM Remittance for the period from 03 Dec 20 to 31 Dec 99	688.14		0.00
03 DEC 20		<b>STATEMENT CLOSING BALANCE</b>			<b>0.00</b>

Your USM Remittance refund of \$688.14 ATO007000013890368 has been forwarded to your nominated financial institution.

Grant Brodie  
Deputy Commissioner of Taxation

Please see over for important information about your statement

## IMPORTANT INFORMATION ABOUT YOUR STATEMENT

### Statement transactions

This statement only lists those transactions that we processed on your account for the period shown. Any transactions processed earlier that are due and payable within this period are included in the opening balance. This statement may not cover all your dealings with us. For example, you may have amounts outstanding in relation to other accounts or current legal, release or dispute actions. You can find out the current balance of your account and details of other accounts by phoning us on the numbers listed below.

### When you make a payment

You need to use the payment reference details on page three when you make your payment to ensure the amount is applied to the correct sub-accounts (for example, Co-contribution recovery). If you don't, we will allocate the amount to one of your debts according to a payment hierarchy; this may not be the debt you wanted to pay. If your payment results in a credit on one of your sub-accounts we do not automatically use this credit to pay a debt on another sub-account.

### Explanation of terms

**The process date** is the date that we processed a particular transaction.

**The effective date** is the date we use for the calculation of general interest charge and other penalties or interest. It is also the due date of any liabilities.

### General interest charge (GIC)

Where any amount is not paid by the due date, GIC accrues on the outstanding balance until the entire amount has been paid. Interest is calculated on a daily compounding basis. GIC is currently imposed at a rate of 7.10% per annum (reviewed every three months). The GIC is tax deductible in the year that it is incurred.

**GIC remission** - You can request remission of GIC. We may remit the GIC if satisfied that the delay was due to circumstances beyond your control and you took reasonable steps to lessen the effects of those circumstances. We may also remit GIC in other circumstances where this would be fair and reasonable.

### What you need if you phone us

We need to know we are talking to the right person before we can discuss your tax affairs. We will ask for details only you or someone you have authorised would know. Any authorised person is someone who you have previously told us can act on your behalf. If you can, please have your tax file number or Australian business number with you.

### How to contact us

Phone us on **13 10 20** between 8.00am and 6.00pm, Monday to Friday.

If you do not speak English and need help from us phone the Translating and Interpreting Service on **13 14 50**.

If you have a hearing or speech impairment phone the National Relay Service on **13 36 77**.

## HOW TO PAY

Your payment reference number (PRN) is: 3009792925553721

BPAY®



Billers code: 75556

Ref: 3009792925553721

Telephone & Internet Banking – BPAY®

Contact your bank or financial institution to make this payment from your cheque, savings, debit or credit card account.

More info: [www.bpay.com.au](http://www.bpay.com.au)

### CREDIT OR DEBIT CARD

Pay online with your credit or debit card at [www.governmenteasypay.gov.au/PayATO](http://www.governmenteasypay.gov.au/PayATO)

To pay by phone, call the Government EasyPay service on **1300 898 089**.

A card payment fee applies.

### OTHER PAYMENT OPTIONS

For other payment options, visit [www.ato.gov.au/paymentoptions](http://www.ato.gov.au/paymentoptions)

**Payment details**

When you make a payment you need to specify which sub-accounts you are paying by using the payment reference details below. If you don't, we will allocate the amount to one of your debts according to a payment hierarchy; this may not include the debt you wanted to pay.

<b>Customer reference number</b>	3 00979 292 555 3721
<b>Return payment details for USM Remittance</b>	





**CoinSpot**

Casey Block Services  
ABN: 19 619 574 186

---

# End of Financial Year Statement 2021

Coin Balances as at 30/06/2021

All listed AUD rates are approximate

User: [griffjoshy@gmail.com](mailto:griffjoshy@gmail.com)

## Balance Summary

COIN	COIN BALANCE	RATE (AUD)	TOTAL (AUD)
AUD	\$0.51	1	\$0.51
ONG	1.59211836	1.18395616	1.88499834
THETA	26000.20730754	9.27283489	241,095.62946859
LTC	380.18592823	192.11486479	73,039.36819697
TFUEL	132431.0365377	0.54427203	72,078.50909138
GAS	0.21043767	8.30837358	1.74839478
ONT	6.07311951	0.99313195	6.03140902
PPT	106.60018605	2.96670555	316.25136359
DGB	29514.51632333	0.06392142	1,886.60979400

## Fee Summary

FEEs	Buy Fees	Sell Fees
GROSS (AUD)	\$0.00	\$82.61

## Transaction History

DATE	TYPE	COIN	AMOUNT	FEE (AUD)	TOTAL (AUD)
17/04/2021 09:31 PM	Sell	THETA/AUD	486	\$82.61126182	\$8,178.51

## Deposit History

No deposits.

## Withdrawal History

CREATED	STATUS	AMOUNT (AUD)
17/04/2021 09:32 PM	completed	\$8,178

## Send Transaction History

No sends.

## Receive Transaction History

DATE	COIN	ADDRESS	AMOUNT	AUD AMOUNT
28/06/2021 10:48 AM	ONG	GAS Credit	0.03297652	\$0.02
15/05/2021 11:43 AM	ONG	GAS Credit	0.03319511	\$0.04
04/05/2021 10:10 AM	ONG	GAS Credit	0.02852572	\$0.04
16/03/2021 11:26 AM	ONG	GAS Credit	0.02959886	\$0.03
22/02/2021 11:36 AM	ONG	GAS Credit	0.03336818	\$0.03
20/01/2021 12:37 PM	ONG	GAS Credit	0.03306491	\$0.01
15/12/2020 09:31 PM	ONG	GAS Credit	0.03555377	\$0.01
15/11/2020 10:46 AM	ONG	GAS Credit	0.03818317	\$0.01
15/10/2020 10:46 PM	ONG	GAS Credit	0.03923996	\$0.01
15/09/2020 12:38 PM	ONG	GAS Credit	0.04120988	\$0.01
14/08/2020 05:15 PM	ONG	GAS Credit	0.04140491	\$0.01
15/07/2020 11:12 PM	ONG	GAS Credit	0.04338325	\$0.01
			0.42971	\$0.23

## Receive From Another User

No receives.







THE TRUSTEE FOR THE JE GRIFFIN SELF  
MANAGED SUPERANNUATION FUND  
PO BOX 230  
GLEN OSMOND SA 5064

Our reference: 7119607154863

Phone: 13 10 20

4 December 2020

## Rollover benefits statement for unclaimed superannuation money

Dear Sir/Madam

The following member has nominated to rollover their unclaimed superannuation money held by the Australian Taxation Office.

If you're unable to accept this rollover superannuation benefit payment you will need to complete a *Superannuation payment variation advice* form and return it with the payment on or before 5 January 2021. You will need to include the contributions reference number for that member.

To obtain the payment reference number or to request more information about making a payment, phone **1800 815 886**.

Where any amount is not repaid by the due date, a general interest charge accrues on the outstanding balance until the entire amount has been paid. Interest is calculated on a daily compounding basis and is currently imposed at a rate of 7.10% per annum.

You can claim a general interest charge as a tax deduction in the same financial year that it accrues against your account.

### For more information

If you have any questions, you can:

- visit our website at [www.ato.gov.au](http://www.ato.gov.au)
- phone **13 10 20** between 8.00am and 6.00pm, Monday to Friday
- email us at [supercrt@ato.gov.au](mailto:supercrt@ato.gov.au)

Be aware that sending emails has the risk of potential compromise of personal information, as their transmission is along a public medium. Phoning is the more secure option. If you do call, please quote the organisation's tax file number or Australian business number and 'Our reference' from the top of this letter.

Yours faithfully

Chris Jordan  
Commissioner of Taxation

THE TRUSTEE FOR THE JE GRIFFIN SELF  
 MANAGED SUPERANNUATION FUND  
 PO BOX 230  
 GLEN OSMOND SA 5064

Our reference: 7119607154863  
 Phone: 13 10 20  
 ABN: 71 971 321 370

**Rollover benefits statement for unclaimed superannuation**

**Our details**

Name: Australian Taxation Office  
 ABN: 51 824 753 556

Member's details		Rollover payment details	
Original contribution reference number:	7026154082348	Member account number:	SMSF119307053829
Service period start date:	30 April 2005	Member client identifier:	
TFN:	391 136 680	Unique superannuation identifier:	not provided
Name:	MR JOSH GRIFFIN	Tax free component:	\$12.98
Address:	3 LANGMAN CT BELAIR SA 5052	Taxable component:	
		Taxed element	\$675.16
		Untaxed element	\$0.00
Date of birth:	20 June 1980	Preserved amount:	\$688.14
Sex:	Male		

Chris Jordan  
 Commissioner of Taxation

Inquires 1300 300 630

Issue date 16 Feb 21

# Company Statement

Extract of particulars - s346A(1) Corporations Act 2001

CORPORATE KEY: 44189421

## Check this statement carefully

You are legally obligated to ensure that all your company details listed on this company statement are complete and correct. This is required under s346C (1) and/or s346B and s346C (2) of the *Corporations Act 2001*.

You must check this statement carefully and inform ASIC of any changes or corrections immediately. **Do not return this statement.** You must notify ASIC within 28 days after the date of change, and within 28 days after the date of issue of your annual company statement. Late lodgement of changes will result in late fees. These requirements do not apply to the **Additional company information**.

ACN 610 762 475  
FOR JE GRIFFIN SMSF PTY LTD

REVIEW DATE: 15 February 21

## You must notify ASIC of any changes to company details — Do not return this statement



To make changes to company details or amend incorrect information

- go to [www.asic.gov.au/changes](http://www.asic.gov.au/changes)
- log in to our online services and make the required updates
- first time users will need to use the corporate key provided on this company statement



Phone if you've already notified ASIC of changes but they are not shown correctly in this statement.  
Ph: 1300 300 630



Use your agent.

## Company Statement

These are the current company details held by ASIC. You must check this statement carefully and inform ASIC of any changes or corrections immediately. Late fees apply. **Do not return this statement.**

### 1 Registered office

C/- BARTLEY PARTNERS PTY LTD 322 GLEN OSMOND ROAD MYRTLE BANK SA 5064

### 2 Principal place of business

3 LANGMAN COURT BELAIR SA 5052

### 3 Officeholders

Name: JOSHUA JOHN GRIFFIN  
Born: ADELAIDE SA  
Date of birth: 20/06/1980  
Address: 3 LANGMAN COURT BELAIR SA 5052  
Office(s) held: DIRECTOR, APPOINTED 15/02/2016; SECRETARY, APPOINTED 15/02/2016

### 4 Company share structure

Share class	Shares description	Number issued	Total amount paid on these shares	Total amount unpaid on these shares
ORD	ORDINARY	10	\$10.00	\$0.00

### 5 Members

These details continue on the next page

JE GRIFFIN SMSF PTY LTD ACN 610 762 475

Page 1 of 2

## Company statement continued

Name: JOSHUA JOHN GRIFFIN

Address: 3 LANGMAN COURT BELAIR SA 5052

Share Class	Total number held	Fully paid	Beneficially held
ORD	10	Yes	Yes

You must notify ASIC within 28 days of the date of change, and within 28 days of the issue date of the annual company statement. Late lodgement of changes will result in late fees.

## End of company statement

This concludes the information to which the company must respond (if incorrect) under s346C of the *Corporations Act 2001*.

## Additional company information

This information is optional under the *Corporations Act 2001*. Late lodgement fees or late review fees do not apply to this information. To add, remove or change a contact address, see [www.asic.gov.au/addresses](http://www.asic.gov.au/addresses).

### 6 Contact address for ASIC use only

Registered agent name: BARTLEY PARTNERS PTY LTD  
Registered agent number: 6374  
Address: PO BOX 230 GLEN OSMOND SA 5064

**ASIC**

Australian Securities &amp; Investments Commission

ABN 86 768 265 615

JE GRIFFIN SMSF PTY LTD  
 BARTLEY PARTNERS PTY LTD  
 PO BOX 230  
 GLEN OSMOND SA 5064

**INVOICE STATEMENT**

Issue date 15 Feb 21

**JE GRIFFIN SMSF PTY LTD**

ACN 610 762 475

Account No. 22 610762475

**Summary**

Opening Balance	\$293.00 cr
New items	\$110.00
Payments & credits	\$55.00 cr
<b>TOTAL DUE</b>	<b>\$238.00 cr</b>

- Amounts are not subject to GST. (Treasurer's determination - exempt taxes, fees and charges).
- Payment of your annual review fee will maintain your registration as an Australian company.

*Transaction details are listed on the back of this page*

**Inquiries**

www.asic.gov.au/invoices

1300 300 630

**Please pay**

**Immediately \$0.00**

*If you have already paid please ignore this invoice statement.*

- Late fees will apply if you do NOT
  - tell us about a change during the period that the law allows
  - bring your company or scheme details up to date within 28 days of the date of issue of the annual statement, or
  - pay your review fee within 2 months of the annual review date.
- Information on late fee amounts can be found on the ASIC website.

**ASIC**

Australian Securities &amp; Investments Commission

**PAYMENT SLIP****JE GRIFFIN SMSF PTY LTD**

ACN 610 762 475

Account No: 22 610762475



22 610762475

**TOTAL DUE****\$238.00 cr****Immediately****\$0.00**

*Payment options are listed on the back of this payment slip*



**Billers Code:** 17301  
**Ref:** 2296107624753



\*814 129 0002296107624753 75

# Transaction details:

page 2 of 2

	<b>Transactions for this period</b>	<b>ASIC reference</b>	<b>\$ Amount</b>
2021-02-15	Annual Review - Special Purpose Pty Co	3X6245544480P A	\$55.00
2021-02-15	Payment Splitting Adjustment for Matching		\$55.00 cr
2021-02-15	Payment Splitting Adjustment for Matching		\$55.00
	<b>Outstanding transactions</b>		
2020-03-31	Payment Received, Thank You		\$238.00 cr

## PAYMENT OPTIONS



Billpay Code: 8929  
Ref: 2296 1076 2475 375

### Australia Post

Present this payment slip. Pay by cash, cheque or EFTPOS

### Phone

Call 13 18 16 to pay by Mastercard or Visa

### On-line

Go to [postbillpay.com.au](http://postbillpay.com.au) to pay by Mastercard or Visa

### Mail

Mail this payment slip and cheque (do not staple) to ASIC,  
Locked Bag 5000, Gippsland Mail Centre VIC 3841

	<b>Bill Code:</b> 17301 <b>Ref:</b> 2296107624753
<b>Telephone &amp; Internet Banking – BPAY®</b> Contact your bank or financial institution to make this payment from your cheque, savings, debit, credit card or transaction account. More info: <a href="http://www.bpay.com.au">www.bpay.com.au</a>	