

Tips & What to Do

23/02/2023

REF

Thursday, 23 February 2023

GENERAL NOTES

Year	Work Paper Control	This page is the first page of the workpapers
Year-1	Pre-Work Checklist	The Client Interview Sheet and Supporting comments
Year-2	Pre-Review Checklist	QA Checklist before Review is commenced
Year-3	Pre-Package Checklist	QA Checklist before Admin undertake Packaging
A	Review Sheets	Our QA checklist - for completeness & accuracy
		Includes review points and Reviewed Financial Statements
A1	Notes for next year	Issues that effect accounting and tax for future years. Copy to NEXT YEARS working papers folder
A2	P&L, Balance Sheet	Print to paperport
A3	Client Letter Notes	Issues/Suggestions, be it, tax, compliance, management, investment or otherwise
A4	Query Sheets	All client responses should note date, time & who
A5	Tax Notes	Record taxation notes as you work through the file
B1	Journals	To record changes
B2	General Ledger	Print MYOB & HandiLedger Files to Paperport

EXPENSE & INCOME NOTES

CA	Income notes	
C	Expense dissections	Worksheets to dissect expenses
C1	Wages	Also check for superannuation, workcover
C2	Repairs & maintenance	Check for capital expenditure.
C3	Legals	Check for legals on capital account
C4		
C5		

ASSET NOTES

D	Bank reconciliation	
E	Trade debtors	Look for old debtors, ageing and bad debts E1
F	Other debtors	
G	Stock & WIP	GST Exclusive values. Watch for adsorption costing ref T
H	Prepayments	Tax considerations, Ha borrowing costs
J	Investments	
K	Property, plant & equip	Asset reconciliations to depreciation ledgers
L	Intangibles	Black hole expenditure

LIABILITY NOTES

N	Trade creditors	Reconcile Trade creditors to ledger
O	Other creditors & accrued charges	PAYG, etc
P	Provisions	Dividends, employee entitlements, etc
Q	Loans & Bills payable	
R	Hire Purchase	For new HP's attached contract details
S	Drawings, directors, beneficiary loans	Check for DEBIT loan Accounts, Print Loan Accounts
T	Taxation	Separate Taxation Template use A5 as notes.
U	FBT	Link FBT Template
V	Franking & Dividends	Separate Franking & Dividend Template
W	Reconcile intercoy/division loans	Loans to related entities
Y	GST reconciliation	Watch for Payroll Tax grouping ATO portal for confirmation

	WHAT'S REQUIRED? Y/N		HAVE YOU CHECKED? Y/N
Gotax		Update personal info	
gt corporate	Y	Corporate changes	
YEAR		Bank statements	Y
Structure C/P/T/S	SF	Asset purchases	CHECK SHARES
Bound Accounts		Asset write-off (view depn Sch with client)	
OR		Debtors (ex GST)	
Email Financial	Y		
Statements		Stock & WIP (GST ex)	
Update Client Disk		Creditors	
Tax Return	Y	Credit card statements	
Tax Flow		Loan Statements	
Annual BAS		HP/Chattel mortgage	
Financial Statements	Y	Wages reconciliation	
Handiledger	Y	Review Repairs	
FBT Issues		Vehicle log books	
FBT Software		Travel Log books	
MYOB Version		Private use details	
Quickbooks Version		Home office expenses	
Password		Entertainment	
Audit	Y	Legal fees	
Management			
Accounts		Super/workcover	
Financial Analysis		Payroll tax	
Cashflow		Company Dividends	
Financial Forecaster		Div 7A & Debit loan accounts	
Plan Guru			
Optimiser			
Build Spreadsheet			

Email to reception@gotax.biz for Workflow addition
Also save to current year Working Paper File

Skill Level 1-4 (4=easy)	1	Last Years Fee (ex gst)	1,760
Pre-work review completed Y/N	Y	This Years Fee (ex gst)	1,800
Awaiting information	N	Estimated Hours to complete	6
Expected completion date	17/03/2023	Average hourly Rate	\$300
Responsible Manager	JT	Increase over prior year	2.27%
Responsible Accountant	SW		

GUIDE TO INFORMATION REQUIRED (AUDIT) - SELF MANAGED **SUPERANNUATION FUND**

•Trust Deed (check	•Investment Strategy	•Minutes	•ALL Bank Statements
--------------------	----------------------	----------	----------------------

K W Hortle Superannuation Fund
Comparative Trial Balance as at 30 June 2022

		2022	2022	2021	2021
		\$ Dr	\$ Cr	\$ Dr	\$ Cr
Income					
0584	Non-taxable income	2,085.60			
0601	Total capital gains	46,455.15		10,788.69	
0800	Interest		960.58		1,292.36
0820	Dividends - franked		98,238.25		58,587.17
0821	Dividends - unfranked		4,950.48		7,664.82
0865	Shares in listed companies	300,765.60			111,900.92
Expenses					
1510	Accountancy	1,936.00		1,932.70	
1535	Audit fees	275.00		330.00	
1675	Fees & charges	259.00		259.00	
1998.01	Income tax expense - earnings	903.67		568.43	
Current Assets					
2001	Cash at bank - JB Were cash account	7,113.15		15,818.35	
2010	Cash at bank - Ord Minnett	2,573.90		4,406.06	
2011	Cash at bank - Westpac Working	14,817.14		3.77	
2012	Cash at bank - Westpac Savings	101,842.53		25,451.24	
2013	Cash at bank - Rabobank	2,679.05		1,805.99	
2014	Cash at bank - Rabo 31 bank bill	76.37		75.92	
2015	Cash at bank - Rabo 90 bank bill	122,209.32		122,176.70	
2016	Cash at Bank - Bell Potter	280.96		280.96	
Non Current Assets					
2520.02	BHP Billiton Ltd	90,032.74		1,995.06	
2520.03	Commonwealth Bank of Australia	227,195.05		287,195.05	
2520.08	Aurelia Metals Ltd	5,165.00		5,165.00	
2520.09	Equity HL	9,910.15		9,910.15	
2520.10	Westpac Banking Corporation	76,041.01		76,041.01	
2520.13	Service Stream Ltd	1,900.00		1,900.00	
2520.15	Pointsbet Holdings	10,556.25		9,996.25	

These financial statements are unaudited. They must be read in conjunction with the attached Accountant's Compilation Report and Notes which form part of these financial statements.

K W Hortle Superannuation Fund

Comparative Trial Balance as at 30 June 2022

		2022 \$ Dr	2022 \$ Cr	2021 \$ Dr	2021 \$ Cr
2520.17	Wesfarmers	11,746.00			
2520.18	Woodside	10,356.48			
2520.19	Westpac WBCPK	36,300.00			
2520.32	Sonic Health Care	30,000.00		30,000.00	
2520.38	ANZ Group	178,901.32		178,901.32	
2520.47	National Australia Bank	2,590.48		2,590.48	
2520.57	Woolworths Ltd	18,339.93		3,753.85	
2520.58	Bank of Queensland Ltd	55,492.20		55,492.20	
2520.65	Lend Lease Group			17,085.60	
2520.67	Macquarie Group	80,000.00		80,000.00	
2520.70	Northern Star	52,741.00		52,741.00	
2520.76	Challenger Ltd			38,890.00	
	Westpac Banking Corp -				
2520.77	WBCYY	50,000.00		50,000.00	
2520.78	Vocus Comms Ltd			19,706.27	
2520.82	Bendigo & Adelaide Bank	50,000.00		50,000.00	
2520.84	Magellan Financial Group Ltd	24,205.31		24,205.31	
2520.85	Pacific Current Group	31,678.67		31,678.67	
2520.87	Redcape Hotel Group			50,976.00	
	Navigator Global Investments				
2520.89	Ltd	19,920.00		19,920.00	
2520.90	Southern Cross Payments	9,999.00		9,999.00	
2520.91	Mystate Ltd	4,748.60		4,748.60	
2520.92	Sezzle Inc	24,735.10		24,735.10	
2520.93	Challenger Ltd LPYR3QUT	20,259.99		20,259.99	
2520.94	Lynas Corp Ltd	10,026.50		10,026.50	
2520.95	Virgin Aust Ltd			20,000.00	
2520.96	McPhersons Ltd			19,942.00	
2520.97	Harmony Corp Ltd			19,950.00	
2520.98	Fortescue Metals	23,818.64		23,818.64	
2520.99	Unrealised Value of Shares	149,091.25		449,856.85	
	Current Liabilities				
3126	Sundry creditors		2,537.70		2,262.70
3325	Taxation	28,407.83		17,007.74	

These financial statements are unaudited. They must be read in conjunction with the attached Accountant's Compilation Report and Notes which form part of these financial statements.

K W Hortle Superannuation Fund
Comparative Trial Balance as at 30 June 2022

		2022	2022	2021	2021
		\$ Dr	\$ Cr	\$ Dr	\$ Cr
<hr/>					
	Equity				
	Opening balance - Members				
4000.01	fund		1,886,243.93		1,762,177.48
4080.01	Benefits paid	44,500.00		41,500.00	
		<hr/>	<hr/>	<hr/>	<hr/>
		1,992,930.94	1,992,930.94	1,943,885.45	1,943,885.45
	Net Loss	248,530.71			165,566.45

These financial statements are unaudited. They must be read in conjunction with the attached Accountant's
 Compilation Report and Notes which form part of these financial statements.

K W Hortle Superannuation Fund
Detailed Operating Statement
For the year ended 30 June 2022

	2022	2021
	\$	\$
<hr/>		
Revenue		
Interest	960.58	1,292.36
Dividends - franked	98,238.25	58,587.17
Dividends - unfranked	4,950.48	7,664.82
Shares in listed companies	(300,765.60)	111,900.92
Non-taxable income	(2,085.60)	
Total capital gains	(46,455.15)	(10,788.69)
Total revenue	<u>(245,157.04)</u>	<u>168,656.58</u>
 Expenses		
Accountancy	1,936.00	1,932.70
Audit fees	275.00	330.00
Fees & charges	259.00	259.00
Total expenses	<u>2,470.00</u>	<u>2,521.70</u>
Benefits Accrued as a Result of Operations Before Income Tax	(247,627.04)	166,134.88
Income tax expense	903.67	568.43
Benefits Accrued as a Result of Operations	<u>(248,530.71)</u>	<u>165,566.45</u>

These financial statements are unaudited. They must be read in conjunction with the attached Accountant's Compilation Report and Notes which form part of these financial statements.

K W Hortle Superannuation Fund
Statement of Financial Position as at 30 June 2022

	2022	2021
	\$	\$
Investments		
Shares in listed companies	1,315,750.67	1,701,479.90
Total Investments	<u>1,315,750.67</u>	<u>1,701,479.90</u>
Other Assets		
Cash at bank - JB Were cash account	7,113.15	15,818.35
Cash at bank - Ord Minnett	2,573.90	4,406.06
Cash at bank - Westpac Working	14,817.14	3.77
Cash at bank - Westpac Savings	101,842.53	25,451.24
Cash at bank - Rabobank	2,679.05	1,805.99
Cash at bank - Rabo 31 bank bill	76.37	75.92
Cash at bank - Rabo 90 bank bill	122,209.32	122,176.70
Cash at Bank - Bell Potter	280.96	280.96
Total other assets	<u>251,592.42</u>	<u>170,018.99</u>
Total assets	<u>1,567,343.09</u>	<u>1,871,498.89</u>
Liabilities		
Sundry creditors	2,537.70	2,262.70
Income tax payable	(28,407.83)	(17,007.74)
Total liabilities	<u>(25,870.13)</u>	<u>(14,745.04)</u>
Net Assets Available to Pay Benefits	<u>1,593,213.22</u>	<u>1,886,243.93</u>
Represented by:		
Liability for Accrued Members' Benefits		
Allocated to members'accounts	<u>1,593,213.22</u>	<u>1,886,243.93</u>
	<u>1,593,213.22</u>	<u>1,886,243.93</u>

These financial statements are unaudited. They must be read in conjunction with the attached Accountant's Compilation Report and Notes which form part of these financial statements.

Scott Winter

From: Scott Winter
Sent: Friday, 24 February 2023 2:11 PM
To: Gotax Reception
Subject: KW Hortle Super Fund - 2022 required information

Please send to KW Hortle Superannuation Fund

Hi Kevin

In order for us to continue working on the 2022 financials and tax return for the KW Hortle Super Fund, could you please provide the following.

1. Westpac working account statement for period 1 March – 30 June 2022
2. RABO 31 account statement for period 1 July 2021 – 30 June 2022
3. Portfolio valuation statement as at 30 June 2022 from Ord Minnett

If you have any questions, please feel free to contact us.

Kevin Hortle
K W Hortle Superannuation Fund
30 Clewitt St
ZILLMERE QLD 4034

Tax Invoice
2022-000623

Ref: KWHORTSF
19 January, 2022

Description	Amount
Preparation and lodgement of your 2021	1,760.00
- Super fund income tax and regulatory return	
- Members information statements	
- Liaise with Auditor for your super fund	
- Discussions & consultations throughout year	
GST	176.00
Terms: 14 Days	Amount Due: \$ 1,936.00

Please detach the portion below and forward with your payment
To pay by Credit Card either post this Remittance Advice or telephone Reception
FOR SECURITY PURPOSES DO NOT EMAIL YOUR CARD DETAILS

<p>You can directly deposit to our Bank of QLD account</p> <p>Banking details for direct deposit BSB 124 033 Account No. 1029 1109</p> <p>Please include reference KWHORTSF</p>	Remittance Advice	
	<p>K W Hortle Superannuation Fund</p> <p>Cheque Mastercard Bankcard Visa</p> <p><input type="checkbox"/> <input type="checkbox"/> <input type="checkbox"/> <input type="checkbox"/></p>	
	<p>Card Number</p> <p><input type="text"/> <input type="text"/> <input type="text"/> <input type="text"/> <input type="text"/> <input type="text"/> <input type="text"/> <input type="text"/> <input type="text"/> <input type="text"/> <input type="text"/> <input type="text"/> <input type="text"/> <input type="text"/> <input type="text"/> <input type="text"/></p>	
	<p>Cardholder</p>	
	<p>Signature</p>	
<p>Invoice: 2022-000623 Ref: KWHORTSF 19 January, 2022</p> <p>Amount Due: \$ 1,936.00</p> <p>CCV No.</p> <p>Expiry Date</p>		

TAX INVOICE

Supplier: Super Audits

Auditor: A.W. Boys
SMSF Auditor Number (SAN) 100014140
Registered Company Auditor (67793)

Address: Box 3376
Rundle Mall 5000

ABN: 20 461 503 652

Services: Auditing

Date: 21 December 2021

Recipient: K W Hortle Super Fund

Address: C/- 8/718 Gympie Road, LAWNTON Qld. 4501

Description of Services

Statutory audit of the K W Hortle Super Fund for the financial year ending 30 June 2021.

Fee: \$250.00

GST: \$25.00

Total: \$275.00

Payment can be made with a cheque payable to Super Audits postal address being Box 3376 Rundle Mall 5000 or alternatively an EFT can be made BSB 015-056 Account No. 387392386



K W Hortle Superannuation Fund

Page 1 of 1

Ledger Entries Report for the year ending 30 June, 2022

28/02/2023


8:44

Date	Trans No	Chq/Rec	Description	Code	Debit	Credit	Total
Account number 0601 - Total capital gains							
22/07/2021	000000004	J	Scheme of consid Vocus shares			8,525.23	(8,525.23)
30/08/2021	000000148	J	Sell RDC 46000 @ \$1.12			324.00	(8,849.23)
21/10/2021	000000146	J	WOW buy back		7,684.70		(1,164.53)
20/04/2022	000000120	J	JBHIFI buy back		6,467.00		5,302.47
20/05/2022	000000153	J	Sell 1697 LLC @ \$10.92			1,390.64	3,911.83
20/05/2022	000000154	J	Sell 122 EDV @ \$7.63			875.86	3,035.97
20/05/2022	000000155	J	Sell 902 VUK @ \$2.5305			2,227.51	808.46
20/05/2022	000000157	J	Sell 400 CGFPC @ \$103.1424			2,311.95	(1,503.49)
20/05/2022	000000158	J	Sell 6700 MCP		14,383.64		12,880.15
20/05/2022	000000159	J	Sell 5700HMY		13,575.00		26,455.15
30/06/2022	000000173	J	Virgin in administration - capital loss		20,000.00		46,455.15
Total					62,110.34	15,655.19	

cost bas and gain calculation refer wp J



Vocus Group Limited
ABN 96 084 115 499

Update your information:
 **Online:**
www.investorcentre.com/contact

 **By Mail:**
Computershare Investor Services Pty Limited
GPO Box 2975 Melbourne
Victoria 3001 Australia

Enquiries:
(within Australia) 1300 850 505
(international) +61 3 9415 4000

Holder Identification Number (HIN)

X 0058791296

ASX Code	VOC
Record Date	2 July 2021
Payment Date	22 July 2021
Direct Credit Reference No.	808165

003230 000 VOC



MR KEVIN WILLIAM HORTLE &
MS MARIA ANNE HORTLE
<K W HORTLE SUPER FUND A/C>
30 CLEWITT STREET
ZILLMERE QLD 4034

Scheme Consideration Payment

Dear Shareholder,

The scheme of arrangement between Vocus Group Limited (**Vocus**) and its shareholders that became effective on 25 June 2021 under which Voyage Australia Pty Limited (a company owned by a consortium comprising Macquarie Infrastructure and Real Assets and its managed funds, and Aware Super Pty Ltd as a trustee of Aware Super) will acquire all of the Vocus shares on issue (the **Scheme**) has now been implemented.

This payment represents the consideration that has been paid in accordance with your registered instructions, pursuant to the Scheme.

As a result of the Scheme, your holding balance has been reduced to zero.

Class Description	Consideration per Vocus Share	Number of Vocus Shares	Total Payment
Fully Paid Ordinary Shares	\$5.50	5,133	\$28,231.50

You should retain this statement to assist you in preparing your tax return.

Your Payment Instruction

JBWERE CASH TRUST
BSB: 083-847 Account number: 100242347

Amount Deposited
AUD\$28,231.50

If payment cannot be made to the above instruction, a cheque will be forwarded to your registered address.

ORD MINNETT

19 Feb 2023

MR KEVIN WILLIAM HORTLE &
MS MARIA ANNE HORTLE
<K W HORTLE SUPER FUND A/C>
30 CLEWITT STREET
ZILLMERE QLD 4034

Adviser: SAM - DAVID STEWART / M RIVETT

Transactions Statement from 01 Jul 2021 to 30 Jun 2022		Account Number - 480897		
Date	Description	Debit (\$)	Credit (\$)	Balance (\$)
30/08/2021	Sell 46000 RDC @ 1.1200		51,300.00	-51,300.00
30/08/2021	Buy 200 WES @ 60.1800	12,146.00		-39,154.00
30/08/2021	Buy 270 BHP @ 46.0100	12,532.70		-26,621.30
30/08/2021	Buy 600 WOW @ 41.3150	25,009.00		-1,612.30
01/09/2021	ORD MINNETT CMT BSB:032847 Acc:1183367	1,612.30		0.00
17/02/2022	Buy 140 JBH @ 53.00	7,475.00		7,475.00
21/02/2022	ORD MINNETT CMT BSB:032847 Acc:1183367		7,475.00	0.00
20/05/2022	Sell 1697 LLC @ 10.9200		18,476.24	-18,476.24
20/05/2022	Sell 122 EDV @ 7.6300		875.86	-19,352.10
20/05/2022	Sell 902 VUK @ 2.5305		2,227.51	-21,579.61
20/05/2022	Buy 1600 BHP @ 47.1219	75,504.98		53,925.37
20/05/2022	Sell 400 CGFPC @ 103.1424		41,201.95	12,723.42
20/05/2022	Sell 1464 MCP @ 0.8300		1,160.12	11,563.30
20/05/2022	Sell 1150 HMY @ 1.1600		1,279.00	10,284.30
23/05/2022	Sell 5236 MCP @ 0.8400		4,398.24	5,886.06
24/05/2022	ORD MINNETT CMT BSB:032847 Acc:1183367		3,337.97	2,548.09
24/05/2022	Sell 866 HMY @ 1.1200		969.92	1,578.17
25/05/2022	Sell 3684 HMY @ 1.1200		4,126.08	-2,547.91
27/05/2022	ORD MINNETT CMT BSB:032847 Acc:1183367	2,547.91		0.00
Totals		136,827.89	136,827.89	

Ord Minnett Limited

AFS Licence 237121 ABN 86 002 733 048
Level 18, Grosvenor Place, 225 George Street, Sydney GPO Box 2613, Sydney NSW 2001 Australia
Telephone 61 2 8216 6300 Facsimilie 61 2 8216 6311 www.ords.com.au

A Market Participant of Australian Stock Exchange Limited and Chi-X Australia Pty Ltd - Licensed Securities Dealer

All Registry communications to:

Link Market Services Limited
Locked Bag A14
Sydney South NSW 1235
Telephone: +61 1300 368 664
ASX Code: WOW

Email: woolworths@linkmarketservices.com.au
Website: www.linkmarketservices.com.au



036/013077

MR KEVIN WILLIAM HORTLE &
MS MARIA ANNE HORTLE
<K W HORTLE SUPER FUND A/C>
30 CLEWITT STREET
ZILLMERE QLD 4034

Key details

Buy-Back date: 18 October 2021
Payment date: 21 October 2021
SRN/HIN: X*****3035

Woolworths Group Limited Buy-Back 2021 Holding and payment statement

Woolworths Group Limited (Woolworths Group) announces the successful completion of its \$2 billion off-market share buy-back (Buy-Back). A total of 58,038,305 Shares was bought back at a Buy-Back Price of \$34.46 per Share (14% discount to the Market Price of \$40.0643). The Shares bought back will subsequently be cancelled.

Scale back of offers

Due to the strong demand for the Buy-Back, an 81.2% scale back of offers was required. The scale back was structured to minimise disadvantaging shareholders with small holdings. Subject to exclusions due to any minimum price conditions, Eligible Shareholders who offered their Shares at a 14% Buy-Back Discount or as a Final Price Offer had a Priority Allocation of 180 Shares (or lesser number) bought back before the scale back was applied.

Successful Eligible Shareholders will have 18.8% of their Shares offered (in excess of the Priority Allocation of 180 Shares) bought back. If less than 180 Shares were offered, all of these Shares were bought back. Shares offered at Buy-Back Discounts of 10-13% and offers conditional upon a Minimum Price above the Buy-Back Price were not bought back.

Your offer

Thank you for participating in the Buy-Back.

You have received A\$34.46 per Share for your Shares which have been bought back. This payment represents a Capital Component of A\$4.31 and a Dividend Component of A\$30.15 per Share. This Dividend Component is 100% franked with Australian franking credits at the company tax rate of 30%.

The details of your Shares bought back (which are important for taxation purposes), payment amount and holding balance after the Buy-Back are shown in the table below. Shares that have been offered into the Buy-Back but not bought back are now available for trading.

Summary of your offer

	Number of Shares
Total number of Shares offered for sale:	722
Number of Shares bought back:	282
Number of Shares not bought back:	440
Balance from previous holding statement	722
Off-market Buy-Back 18 October 2021	(282)
Balance including Buy-Back *	440

*Other movements in holding for the month are not included. The End of Month holding statement will capture any other movements and also include the Buy-Back.

If you have any queries about your holding, please call the information line on 1300 368 664 within Australia or +61 1300 368 664 from outside Australia (Monday to Friday 8.30am-7.30pm, Sydney time).

Description	Buy-Back Price per Share	Number of Shares bought back	Share Capital (A\$)	Fully franked Dividend (A\$)	Total amount (A\$)	Franking credit (A\$)
Capital Component	A\$4.31*	282	A\$1,215.42	-	A\$1,215.42	-
Dividend Component	A\$30.15	282	-	A\$8,502.30	A\$8,502.30	A\$3,643.84
Total Buy-Back payment amount					A\$9,717.72	

** For Australian capital gains tax purposes, the deemed Capital Proceeds are A\$9.71, being the A\$4.31 Capital Component plus A\$5.40, which is the amount by which the CGT Value exceeds the Buy-Back Price.*

The details above may need to be disclosed on your Australian income tax return. It is expected that both the amount taken to be a Dividend Component and the amount of the deemed Capital Proceeds will be confirmed by the ATO in its Class Ruling by the end of November 2021. If you have any tax related questions, please consult your taxation advisor.

Payment Instructions

Bank name: NATIONAL AUSTRALIA BANK

BSB: 083-847

Account name: K W & M A HORTLE K HORTLE S/F


Account number: *****2347

Payment amount: \$9,717.72

Payment reference number: 001268592965

The payment has been made into the above account. If this account is not valid, please login to Link Market Services website www.linkmarketservices.com.au to update your details. Once your details have been updated, payment will be made within 4 weeks.

Retain this statement to assist in preparing your tax return.



JB Hi-Fi Limited
ABN 80 093 220 136



All correspondence to:
Computershare Investor Services Pty Limited
GPO Box 2975 Melbourne
Victoria 3001 Australia
Enquiries (within Australia) 1300 302 417
(outside Australia) +61 3 9415 4136
Facsimile +61 3 9473 2500
www.investorcentre.com/contact

001904 000 JBH



MR KEVIN WILLIAM HORTLE &
MS MARIA ANNE HORTLE
<K W HORTLE SUPER FUND A/C>
30 CLEWITT STREET
ZILLMERE QLD 4034

Payment Date
20 April 2022
Holder Identification Number
HIN WITHHELD

JB Hi-Fi Limited Off-Market Share Buy-Back - Payment and Dividend Statement

Thank you for your participation in the recent JB Hi-Fi Limited off-market share buy-back ("Buy-Back").

The Buy-Back price for shares bought back by JB Hi-Fi Limited on 11 April 2022 was A\$45.05 per share. The Buy-Back proceeds payable to you have been deposited into the account shown below.

A priority parcel of 100 shares has been applied to successful tenders by each registered shareholder before the application of a scale back. Any remaining shares have been scaled back by 88.5%. In addition, shareholders who would have been left with 40 shares or less after the scale back have had their shares bought back in full (providing all shares were tendered at a 14% discount and/or as a Final Price Tender, and subject to any minimum price condition). When the scale back was calculated, all fractions were rounded down to the nearest share (refer to Section 2.18 of the Buy-Back booklet for further details).

Class description	Fully franked dividend (per share)	Number of shares bought back	Payment amount	Franked amount	Franking credit
ORDINARY SHARES	A\$41.87	140	A\$5,861.80	A\$5,861.80	A\$2,512.20

Class description	Capital component (per share)	Number of shares bought back	Payment amount
ORDINARY SHARES	A\$3.18	140	A\$445.20

Note: We recommend you keep this statement to assist in preparing your tax return.

Total payment	A\$6,307.00
----------------------	--------------------

Please note the following:

- The final class ruling to be issued by the ATO is expected to confirm that, for Australian income tax purposes, A\$41.87 of the Buy-Back price is treated as a fully franked dividend (100%) at the corporate tax rate of 30%. Your total Sale Consideration for Australian capital gains tax purposes is expected to be A\$7.20 per share, which is the Tax Market Value per share of A\$49.07 less the Dividend Component of A\$41.87. An explanation of the general Australian tax implications of the Buy-Back for shareholders is included in Section 3 of the Buy-Back booklet.
- You will receive a statement outlining the changes to your shareholding in early May 2022.

287030_02_V4

Your Payment Instruction

WESTPAC BANKING CORPORATION
BSB: 034-036
Account Number: XXXX29

Amount Deposited

\$6,307.00

If payment cannot be made to the above instruction, you will be issued with a cheque.

Transactions

VIRGIN AUSTRALIA HOLDINGS PTY LIMITED

Recent Transactions

Mr Kevin William Hortle + Ms Maria Anne Hortle X***3035**

UNSECURED NOTES

Date	Transaction	Movement	Running balance
14/12/2020	CLOSER OF NOTE CHESS SUB-REG	-200	0
26/11/2019	BROKER FIRM OFFER ALLOTMENT	+200	200

administration and notes delisted - no value, no chance of recoupment capital loss realised

29 June 2020

Declaration by Voluntary Administrators about shares

Virgin Australia Holdings Limited ACN 100 686 226 and Certain Subsidiaries (all Administrators Appointed)

Vaughan Strawbridge, John Greig, Salvatore Algeri and I were appointed Joint and Several Administrators (**Administrators**) of Virgin Australia Holdings Limited (ASX: **VAH**) and its certain subsidiaries on 20 April 2020, pursuant to the provisions of Section 436A of the *Corporations Act 2001*.

As shareholders may be aware, we have entered into a Sale and Implementation Deed with Bain Capital which will result in the sale and recapitalisation of the businesses of VAH and its subsidiaries.

As at the date of this correspondence, we do not expect there will be sufficient recoveries to repay creditors in full.

On this basis, under Section 104-145 of the *Income Tax Assessment Act 1997*, we declare that we have reasonable grounds to believe that there is no likelihood that shareholders of VAH will receive any distribution for their shares.


Depending on individual tax circumstances, shareholders may rely on this declaration to claim capital losses in the income year in respect of their shareholdings in VAH. Shareholders should seek their independent legal and taxation advice in respect of the consequences of this declaration.

For further information regarding the administration please refer to the Administration website www.deloitte.com/au/virgin and continue to monitor ASX announcements.

DATED this 29th day of June 2020



Richard Hughes
JOINT & SEVERAL ADMINISTRATOR



Commonwealth Bank

ABN 48 123 123 124

All Registry communications to:
Link Market Services Limited
Locked Bag A14
Sydney South NSW 1235 Australia
Telephone (free call within Australia): +61 1800 992 547
Facsimile: +61 2 9287 0303
ASX Code: CBAPF
Email: cba@linkmarketservices.com.au
Website: www.linkmarketservices.com.au



036 / 004910

Date: 31 March 2022

MR KEVIN WILLIAM HORTLE &
MS MARIA ANNE HORTLE
<K W HORTLE SUPER FUND A/C>
30 CLEWITT STREET
ZILLMERE QLD 4034

IID: 112126051057

SRN/HIN: X*****1151

Dear Investor,

CommBank PERLS IX Capital Notes - Redemption

In accordance with the PERLS IX Redemption Notice issued by CBA to the ASX on 1 March 2022, all PERLS IX were compulsorily redeemed on 31 March 2022 for their face value (\$100 per PERLS IX).

In relation to your holding of PERLS IX, the redemption proceeds have been credited to your nominated account as noted below.

Number of PERLS IX held on 23 March 2022	Redemption proceeds for each PERLS IX	Total Amount Credited
600	A\$100	\$60,000.00

If you have any questions regarding this matter please call the PERLS XIV Information Line (Monday to Friday, 8:00am to 7:30pm, Sydney time) on 1800 992 547.

Your Privacy

Chapter 2C of the Corporations Act 2001 requires information about you as a shareholder (including your name, address and details of the shares you hold) to be included in the public register of the Bank. Information must continue to be included in the Bank's public register if you cease to be a shareholder. These statutory obligations are not altered by the Privacy Act 1988. Information is collected so that we may administer your shareholding. If some or all of the information is not provided, it might not be possible to administer your shareholding. You may (subject to permitted exceptions) access your information. We may charge you for providing access. We may disclose personal information to the Australian Securities Exchange and its subsidiaries, financial institutions to which your funds may be directed, relevant government bodies, brokers that transact on your behalf and organisations, both domestic and overseas, to which we outsource certain functions. A copy of the Commonwealth Bank Group's Privacy Policy is available on our website – www.commbank.com.au – or from any branch of the Bank. The Privacy Policy describes how we will handle your personal information, sets out how you can contact us to access or correct your personal information, how you can make a complaint about a breach of the Australian Privacy Principles, and how we handle complaints.

You can contact the Bank's Privacy Officer at CustomerRelations@cba.com.au or Privacy Officer, Customer Relations, Commonwealth Bank Group, Reply Paid 41, Sydney NSW 2001.

PAYMENT REMITTED TO:

Bank: WESTPAC BANK

ACCOUNT NAME: K W HORTLE & M A HORTLE <K HORTLE SUPER A/C>

BSB: 034-036

ACCOUNT NO: **7329

The above details may need to be disclosed on your Income Tax Return. **Please retain this statement as a charge may be levied for a replacement.**

This statement shows the amount credited to your nominated account.

K W Hortle Superannuation Fund

Page 1 of 1

Ledger Entries Report for the year ending 30 June, 2022

28/02/2023

8:49

Date	Trans No	Chq/Rec	Description	Code	Debit	Credit
Account number 0800 - Interest						
30/07/2021	000000005	J	Interest JB Were			1.02
30/07/2021	000000096	J	Interest Wpac savings			1.04
31/08/2021	000000009	J	Interest JB Were			1.98
31/08/2021	000000097	J	Interest Wpac savings			1.10
30/09/2021	000000028	J	Interest JB Were			1.20
30/09/2021	000000100	J	Interest WPac savings			0.22
29/10/2021	000000034	J	Interest JB Were			1.93
29/10/2021	000000101	J	Interest WPac savings			0.03
30/11/2021	000000038	J	Interest JB Were			2.45
30/11/2021	000000102	J	Interest WPac savings			0.03
31/12/2021	000000055	J	Interest JB Were			2.53
31/12/2021	000000107	J	Interest Wpac savings			0.03
31/01/2022	000000056	J	Interest JB Were			2.67
31/01/2022	000000093	J	Interest wpac working			0.05
31/01/2022	000000108	J	Interest Wpac savings			0.04
28/02/2022	000000060	J	Interest JB Were			2.42
28/02/2022	000000094	J	Interest wpac working			0.11
28/02/2022	000000109	J	Interest Wpac savings			0.03
31/03/2022	000000084	J	Interest JB Were			1.63
31/03/2022	000000143	J	Interest WPac savings			1.32
31/03/2022	000000167	J	Interest WPac working			0.12
29/04/2022	000000087	J	Interest JB Were			0.28
29/04/2022	000000121	J	Interest Wpac savings			5.39
29/04/2022	000000168	J	Interest WPac working			0.11
31/05/2022	000000088	J	Interest JB Were			1.63
31/05/2022	000000122	J	Interest Wpac savings			8.87
31/05/2022	000000169	J	Interest WPac working			0.12
30/06/2022	000000089	J	Interest JB Were			3.90
30/06/2022	000000141	J	Interest WPac savings			9.93
30/06/2022	000000144	J	Interest Rabo			6.65
30/06/2022	000000145	J	Interest Rabo 90 for the year			899.03
30/06/2022	000000162	J	Interest Ord minett acct			2.15
30/06/2022	000000171	J	Interest Wpac working			0.12
30/06/2022	000000172	J	Interest Rabo 31 for the year			0.45
Total						960.58

06 July 2022

Address Rabobank Online Savings
GPO Box 4715
Sydney NSW 2001

Telephone 1800 445 445
Fax 1800 121 615
E-mail clientservicesAU@rabobank.com
Website www.Rabobank.com.au

The Trustees
K W Hortle Superannuation Fund
Kevin Hortle & Maria Hortle ATF K W Hortle
Superannuation Fund
30 Clewitt Street
ZILLMERE QLD 4034

Summary of gross interest and withholding tax for your account(s) with Rabobank.

Account Type	Account Number	Gross Interest	Withholding Tax
HISA	142-201-0076629-00	\$6.65	\$0.00
Notice Saver 31 Day	142-201-0076629-21	\$0.45	\$0.00
Notice Saver 60 Day	142-201-3668324-06	\$0.00	\$0.00
Notice Saver 90 Day	142-201-0076629-23	\$899.03	\$0.00
Total		\$906.13	\$0.00

Important Information

1. It's your responsibility to report correct information for your tax return. Speak to an accountant if you need advice.
2. For joint accounts, the amount shown is the total interest and withholding tax on that account.
3. For joint accounts, both parties need to add a TFN, exemption or ABN as interest may be withheld.

Rabobank Australia Limited ABN 50 001 621 129, AFSL 234 700.

Customers are advised that they should check all entries and report any apparent errors or unauthorised transactions as soon as possible.

At Rabobank we pride ourselves on providing high quality service to our clients, so if we don't measure up to your expectations we genuinely want to know. For Information on how to make a complaint, our complaints management process or if you are unhappy with the resolution of your complaint and require information on how to escalate your complaint to the Australian Financial Complaints Authority (AFCA) please visit our website on <https://www.rabobank.com.au/compliments-and-complaints/>.

Information about the products you hold with us are available on request by calling us on 1800 445 445 during operating hours.

K W Hortle Superannuation Fund

Page 1 of 3

Ledger Entries Report for the year ending 30 June, 2022

28/02/2023

8:51

Date	Trans No	Chq/Rec	Description	Code	Debit	Credit
Account number 0820 - Dividends - franked						
01/07/2021	000000002	J	ANZ Div			1,000.00
02/07/2021	000000003	J	NAB Div			153.43
16/08/2021	000000006	J	BOQPE Div			538.49
25/08/2021	000000007	J	Challenger div			234.29
25/08/2021	000000008	J	Challenger div			468.57
10/09/2021	000000010	J	Macquarie cap notes div			256.63
13/09/2021	000000104	J	Bendigo div			465.36
15/09/2021	000000012	J	Macquarie cap notes div			148.44
15/09/2021	000000013	J	CBA Div			185.09
15/09/2021	000000014	J	CBA Div			910.01
15/09/2021	000000015	J	CBA Div			593.49
15/09/2021	000000016	J	CBA Div			250.31
15/09/2021	000000017	J	CBA Div			190.57
20/09/2021	000000018	J	ANZ Div			954.87
20/09/2021	000000019	J	ANZ Div			306.64
21/09/2021	000000020	J	MYstate div			213.94
21/09/2021	000000021	J	BHP Div			1,276.17
22/09/2021	000000022	J	Sonic div			1,947.91
22/09/2021	000000023	J	WBC Div			431.64
22/09/2021	000000024	J	Endeavour div			12.20
23/09/2021	000000025	J	MCP div			143.57
23/09/2021	000000105	J	Magellan Div			1,222.50
24/09/2021	000000026	J	ANZ Div			419.40
29/09/2021	000000027	J	CBA Div			2,857.14
29/09/2021	000000160	J	NST Div			3,353.50
30/09/2021	000000029	J	FMG div			3,014.29
05/10/2021	000000030	J	EQT div			245.07
07/10/2021	000000031	J	WES div			257.14
07/10/2021	000000032	J	S32 div			240.01
07/10/2021	000000106	J	Pacific div			1,857.14
08/10/2021	000000033	J	WOW div			567.29
21/10/2021	000000146	J	WOW buy back			12,146.14
15/11/2021	000000035	J	BOQPE Div			535.14
25/11/2021	000000036	J	Challenger div			462.86
25/11/2021	000000037	J	Challenger div			231.43
10/12/2021	000000040	J	Macquarie div			253.14
13/12/2021	000000110	J	Bendigo div			468.92
15/12/2021	000000041	J	Macquarie div			146.34
15/12/2021	000000042	J	CBA Div			182.23
15/12/2021	000000043	J	CBA Div			897.00
15/12/2021	000000044	J	CBA Div			585.00

K W Hortle Superannuation Fund

Page 2 of 3

Ledger Entries Report for the year ending 30 June, 2022

28/02/2023

8:51

Date	Trans No	Chq/Rec	Description	Code	Debit	Credit
15/12/2021	000000045	J	CBA Div			246.63
15/12/2021	000000046	J	CBA Div			187.69
15/12/2021	000000047	J	NAB Div			171.33
16/12/2021	000000048	J	ANZ Div			1,028.57
20/12/2021	000000049	J	ANZ Div			375.57
20/12/2021	000000050	J	ANZ Div			951.76
21/12/2021	000000051	J	WBC Div			1,171.71
21/12/2021	000000052	J	WBC Div			894.86
21/12/2021	000000053	J	WBC Div			280.80
22/12/2021	000000054	J	WBC Div			425.79
15/02/2022	000000057	J	BOQPE Div			545.41
25/02/2022	000000058	J	Challenger div			468.57
25/02/2022	000000059	J	Challenger div			234.29
08/03/2022	000000111	J	Magellan Div			1,179.64
10/03/2022	000000061	J	Macquarie div			253.29
15/03/2022	000000063	J	Macquarie div			146.57
15/03/2022	000000064	J	MYstate div			205.71
15/03/2022	000000065	J	CBA Div			183.49
15/03/2022	000000066	J	CBA Div			898.84
15/03/2022	000000067	J	CBA Div			586.20
15/03/2022	000000068	J	CBA Div			247.57
15/03/2022	000000069	J	CBA Div			188.76
15/03/2022	000000113	J	Bendigo div			480.35
18/03/2022	000000071	J	McP div			287.14
21/03/2022	000000072	J	ANZ Div			382.07
21/03/2022	000000073	J	ANZ Div			962.29
21/03/2022	000000074	J	WBC Div			266.09
22/03/2022	000000075	J	WBC Div			426.86
23/03/2022	000000076	J	SHL Div			1,582.86
24/03/2022	000000077	J	ANZ Div			407.26
28/03/2022	000000078	J	BHP Div			977.86
28/03/2022	000000079	J	EDV div			21.79
29/03/2022	000000080	J	EQT div			250.29
29/03/2022	000000161	J	NST Div			3,530.00
30/03/2022	000000081	J	WES div			228.57
30/03/2022	000000082	J	CBA Div			2,500.00
30/03/2022	000000083	J	FMG div			1,228.57
31/03/2022	000000115	J	CBA Div			106.63
31/03/2022	000000116	J	CBA Div			163.50
31/03/2022	000000117	J	JBHIFI div			326.00
07/04/2022	000000085	J	S32 div			384.24
13/04/2022	000000086	J	WOW div			245.14

Ledger Entries Report for the year ending 30 June, 2022

8:51

Account number 0821 - Dividends - unfranked

30/08/2021	000000098	J	RDC div	1,228.20
10/09/2021	000000010	J	Macquarie cap notes div	269.46
10/09/2021	000000103	J	NGi div	578.19
15/09/2021	000000011	J	LLC Div	203.64
15/09/2021	000000012	J	Macquarie cap notes div	155.86
23/09/2021	000000105	J	Magellan Div	285.25
10/12/2021	000000040	J	Macquarie div	265.80
15/12/2021	000000041	J	Macquarie div	153.67
08/03/2022	000000111	J	Magellan Div	275.25
10/03/2022	000000061	J	Macquarie div	265.95
11/03/2022	000000062	J	VUK div	17.17
11/03/2022	000000112	J	NGi div	534.87
15/03/2022	000000063	J	Macquarie div	153.90
16/03/2022	000000070	J	LLC Div	85.23
10/06/2022	000000126	J	Macquarie div	277.26
15/06/2022	000000131	J	Macquarie div	160.90
21/06/2022	000000137	J	VUK div	39.88
Total				4,950.48

18 March	All monie Were CMT	66,176.62	0.00
18 March	DIVIDEND From MCPHERSON'S LTD, Ref: MAR22/00801745	201.00	201.00
21 March	INTEREST From ANZ CAP NOTES 6, Ref: C6M22/00202156	267.45	468.45
21 March	INTEREST From ANZ CAP NOTES 4, Ref: C4M22/00602260	673.60	1,142.05
21 March	DIVIDEND From WBCPK DST MAR, Ref: 001275869398	186.26	1,328.31
22 March	DIVIDEND From WBCPJ DST MAR, Ref: 001276112635	298.80	1,627.11
23 March	DIVIDEND From SONIC HEALTHCARE, Ref: INT22/00809954	1,108.00	2,735.11
24 March	INTEREST From ANZ CAP NOTES 2, Ref: C2M22/00502259	285.08	3,020.19
28 March	DIVIDEND From BHP GROUP, Ref: AI385/00233791	684.50	3,704.69
28 March	DIVIDEND From EDV, Ref: 001273560983	15.25	3,719.94
29 March	DIVIDEND From EQT ITM, Ref: 001276194577	175.20	3,895.14
30 March	DIVIDEND From WESFARMERS LTD, Ref: INT22/00953567	160.00	4,055.14
30 March	DIVIDEND From CBA ITM, Ref: 001271887105	1,750.00	5,805.14
30 March	DIVIDEND From FMG, Ref: 001273073203	860.00	6,665.14
31 March	Interest	1.63	6,666.77
7 April	DIVIDEND From SOUTH32, Ref: AI011/00912394	268.97	6,935.74
13 April	DIVIDEND From WOW ITM, Ref: 001275460433	171.60	7,107.34
29 April	Interest	0.28	7,107.62
31 May	Interest	1.63	7,109.25
30 June	Interest	3.90	7,113.15
30 June	2022 - Closing Balance		7,113.15

Please see following pages for further information on fees you have been charged during the period and other important information.

25 November	DIVIDEND From CHALLENGER LTD, Ref: NOV21/00801125	162.00	56,594.85
30 November	Interest	2.45	56,597.30
2 December	INTERBANK CREDIT From WESFARMERS LTD, Ref: RCA21/01031623	400.00	56,997.30
10 December	DIVIDEND From MQGPD DST, Ref: 001270110570	443.00	57,440.30
15 December	DIVIDEND From MQGPC DST, Ref: 001270411852	256.11	57,696.41
15 December	DIVIDEND From PERLS VII DST, Ref: 001270288694	127.56	57,823.97
15 December	DIVIDEND From PERLS IX DST, Ref: 001270315802	627.90	58,451.87
15 December	DIVIDEND From PERLS IX DST, Ref: 001270315803	409.50	58,861.37
15 December	DIVIDEND From PERLS X DST, Ref: 001270332616	172.64	59,034.01
15 December	DIVIDEND From NAB FINAL, Ref: DV222/00439456	119.93	59,153.94
15 December	DIVIDEND From PERLS XII DST, Ref: 001270358424	131.38	59,285.32
16 December	DIVIDEND From ANZ, Ref: A072/00515106	720.00	60,005.32
20 December	INTEREST From ANZ CAP NOTES 6, Ref: C6D21/00202190	262.90	60,268.22
20 December	INTEREST From ANZ CAP NOTES 4, Ref: C4D21/00602300	666.23	60,934.45
21 December	DIVIDEND From WBC, Ref: 001269009048	820.20	61,754.65
21 December	DIVIDEND From WBC, Ref: 001269009049	626.40	62,381.05
21 December	DIVIDEND From WBCPK DST DEC, Ref: 001270479775	196.56	62,577.61
22 December	DIVIDEND From WBCPJ DST DEC, Ref: 001270514075	298.05	62,875.66
31 December	Interest	2.53	62,878.19
31 January	Interest	2.67	62,880.86
15 February	DIVIDEND From BOQPE QRT DST, Ref: 001271163238	381.79	63,262.65
25 February	DIVIDEND From CHALLENGER LTD, Ref: FEB22/00800275	328.00	63,590.65
25 February	DIVIDEND From CHALLENGER LTD, Ref: FEB22/00801085	164.00	63,754.65
28 February	Interest	2.42	63,757.07
10 March	DIVIDEND From MQGPD DST, Ref: 001272965558	443.25	64,200.32
11 March	DIVIDEND From VUK, Ref: MAR22/00859739	17.17	64,217.49
15 March	DIVIDEND From MQGPC DST, Ref: 001275193822	256.50	64,473.99
15 March	DIVIDEND From MYSTATE LIMITED, Ref: MAR22/00850802	144.00	64,617.99
15 March	DIVIDEND From PERLS VII DST, Ref: 001275150483	128.44	64,746.43
15 March	DIVIDEND From PERLS IX DST, Ref: 001275177261	629.19	65,375.62
15 March	DIVIDEND From PERLS IX DST, Ref: 001275177262	410.34	65,785.96
15 March	DIVIDEND From PERLS X DST, Ref: 001275279764	173.30	65,959.26
15 March	DIVIDEND From PERLS XII DST, Ref: 001275207318	132.13	66,091.39
16 March	DIVIDEND From LLC DIST, Ref: INT22/00817451	85.23	66,176.62

16 August	DIVIDEND From BOQPE QRT DST, Ref: 001262640460	376.94	45,235.21
25 August	DIVIDEND From CHALLENGER LTD, Ref: AUG21/00800308	328.00	45,563.21
25 August	DIVIDEND From CHALLENGER LTD, Ref: AUG21/00801158	164.00	45,727.21
31 August	Interest	1.98	45,729.19
31 August	WBC notes	25,000.00	20,729.19
10 September	DIVIDEND From MQGPD DST, Ref: 001265516659	449.10	21,178.29
15 September	DIVIDEND From LLC DIST, Ref: AUD21/00817703	203.64	21,381.93
15 September	DIVIDEND From MQGPC DST, Ref: 001267333712	259.77	21,641.70
15 September	DIVIDEND From PERLS VII DST, Ref: 001267200364	129.56	21,771.26
15 September	DIVIDEND From PERLS IX DST, Ref: 001267151290	637.01	22,408.27
15 September	DIVIDEND From PERLS IX DST, Ref: 001267151291	415.44	22,823.71
15 September	DIVIDEND From PERLS X DST, Ref: 001267241245	175.22	22,998.93
15 September	DIVIDEND From PERLS XII DST, Ref: 001267181041	133.40	23,132.33
17 September	INTERBANK CREDIT From WCN8 REFUND, Ref: 001267697310	13,700.00	36,832.33
20 September	INTEREST From ANZ CAP NOTES 6, Ref: C6S21/00202231	214.65	37,046.98
20 September	INTEREST From ANZ CAP NOTES 4, Ref: C4S21/00602359	668.41	37,715.39
21 September	DIVIDEND From MYSTATE LIMITED, Ref: SEP21/00851199	149.76	37,865.15
21 September	DIVIDEND From BHP GROUP, Ref: AF384/00934614	893.32	38,758.47
22 September	DIVIDEND From SONIC HEALTHCARE, Ref: FIN21/00809565	1,523.50	40,281.97
22 September	DIVIDEND From WBCPJ DST SEP, Ref: 001267708673	302.15	40,584.12
22 September	DIVIDEND From EDV, Ref: 001266137131	8.54	40,592.66
23 September	DIVIDEND From MCPHERSON'S LTD, Ref: SEP21/00801756	100.50	40,693.16
24 September	INTEREST From ANZ CAP NOTES 2, Ref: C2S21/00502379	293.58	40,986.74
29 September	DIVIDEND From CBA FNL, Ref: 001263167984	2,000.00	42,986.74
30 September	Interest	1.20	42,987.94
30 September	DIVIDEND From FMG, Ref: 001267405084	2,110.00	45,097.94
5 October	DIVIDEND From EQT FNL, Ref: 001267566596	171.55	45,269.49
7 October	DIVIDEND From WES REPLACEMENT, Ref: FIN21/99999793	180.00	45,449.49
7 October	DIVIDEND From SOUTH32, Ref: RAU21/00914830	168.01	45,617.50
8 October	DIVIDEND From WOW FNL, Ref: 001266894157	397.10	46,014.60
21 October	INTERBANK CREDIT From WOOLWORTHS, Ref: 001268592965	9,717.72	55,732.32
29 October	Interest	1.93	55,734.25
15 November	DIVIDEND From BOQPE QRT DST, Ref: 001268696824	374.60	56,108.85
25 November	DIVIDEND From CHALLENGER LTD, Ref: NOV21/00800286	324.00	56,432.85

JBWERE CASH ACCOUNT

JBWere

Invia Custodian Pty Limited a/c Mr
Kevin W Hortle & Ms Maria A Hortle
K W HORTLE SUPER FUND
30 Clewitt Street
ZILLMERE QLD 4034

Annual Statement

Account Details

Invia Custodian Pty Limited a/c Mr Kevin W
Hortle & Ms Maria A Hortle
K W HORTLE SUPER FUND

INVESTOR REFERENCE: S3630126C
PRODUCT: JBWERE CASH ACCOUNT
ACCOUNT NUMBER: 083847 - 100242347
DATE OF ISSUE: 16 July 2022
STATEMENT PERIOD: 1 July 2021 to
30 June 2022
NUMBER OF PAGES: 6

Account Summary

OPENING BALANCE	TOTAL DEPOSITS	TOTAL WITHDRAWALS	CLOSING BALANCE
\$ 15,818.35 CR	\$ 82,471.42 CR	\$ 91,176.62 DR	\$ 7,113.15 CR

Interest Statement

Paid by JBWere Cash Account for the financial year ended 30 June 2022

Paid as at	Interest
30 July 2021	1.02
31 August 2021	1.98
30 September 2021	1.20
29 October 2021	1.93
30 November 2021	2.45
31 December 2021	2.53
31 January 2022	2.67
28 February 2022	2.42
31 March 2022	1.63
29 April 2022	0.28
31 May 2022	1.63
30 June 2022	3.90
Total	23.64

Transaction Details

DATE	DESCRIPTION	\$ DEBIT	\$ CREDIT	\$ BALANCE
1 July	2021 - Opening Balance			15,818.35
1 July	DIVIDEND From ANZ, Ref: A071/00517787		700.00	16,518.35
2 July	DIVIDEND From NAB INTERIM, Ref: DV221/00942945		107.40	16,625.75
22 July	INTERBANK CREDIT From VOCUS GROUP LTD, Ref: SCH21/00808165		28,231.50	44,857.25
30 July	Interest		1.02	44,858.27



Cash Management Trust Statement 01 July 2021 to 30 June 2022

Issue Date: 19 Feb 2023

Mr Kevin William Hortle & Ms Maria Anne Hortle ATF K W Hortle Super Fund A/C
30 Clewitt st
ZILLMERE QLD 4034

Account Name: Mr Kevin William Hortle & Ms Maria Anne Hortle ATF K W Hortle Super Fund A/C
BSB: 032-847
Account Number: 1183367

Transaction Summary		Account Number - 1183367		
Date	Description	Debit (\$)	Credit (\$)	Balance (\$)
01 Jul 21	Brought Forward			4,406.06
01 Sep 21	Transferred from A/C 480897 - SELL 46000 RDC		1,612.30	6,018.36
29 Sep 21	Direct Credit (NST FNL DIV 001267617430)		2,347.45	8,365.81
30 Sep 21	Interest		0.30	8,366.11
31 Dec 21	Interest		0.48	8,366.59
21 Feb 22	Transferred to A/C 480897 - BUY 140 JBH	7,475.00		891.59
29 Mar 22	Direct Credit (NST ITM DIV 001275752968)		2,471.00	3,362.59
31 Mar 22	Interest		0.38	3,362.97
24 May 22	Transferred to A/C 480897 - BUY 1600 BHP	3,337.97		25.00
27 May 22	Transferred from A/C 480897 - SELL 3684 HMY		2,547.91	2,572.91
30 Jun 22	Interest		0.99	2,573.90

2021-2022 Taxation Summary				
Quarter Ending	Average Interest Rate % pa	Gross Income Distribution (\$)	Resident Withholding Tax (No TFN provided) (\$)	Non-Resident Withholding Tax (\$)
30 Sep 2021	0.02	0.30	0.00	0.00
31 Dec 2021	0.02	0.48	0.00	0.00
31 Mar 2022	0.03	0.38	0.00	0.00
30 Jun 2022	0.15	0.99	0.00	0.00
Year 2021/2022	0.06	2.15	0.00	0.00



Statement Period
31 May 2022 - 31 August 2022

Westpac DIY Super Working Account

Account Name
MR KEVIN WILLIAM HORTLE & MS
MARIA ANNE HORTLE ATFTHE K W
HORTLE SUPERANNUATION FUND

Customer ID
4677 7246 HORTLE, KEVIN WILLIAM
1125 1033 HORTLE, MARIA ANNE

BSB Account Number
034-036 387 302

Opening Balance	+ \$14,817.02
Total Credits	+ \$388,872.97
Total Debits	- \$403,574.82
Closing Balance	+ \$115.17

INTEREST RATES (PER ANNUM) ON CREDIT BALANCES

Effective Date	\$0 to \$9999	Over \$9999 to \$49999	Over \$49999 to \$99999	Over \$99999 to \$499999
17 Mar 2020	0.01 %	0.01 %	0.01 %	0.01 %
22 Jul 2022	0.25 %	0.25 %	0.25 %	0.25 %
18 Aug 2022	0.75 %	0.75 %	0.75 %	0.75 %

Effective Date	Over \$499999
17 Mar 2020	0.02 %
22 Jul 2022	0.25 %
18 Aug 2022	0.75 %

TRANSACTIONS

Please check all entries on this statement and promptly inform Westpac of any possible error or unauthorised transaction

DATE	TRANSACTION DESCRIPTION	DEBIT	CREDIT	BALANCE
31/05/22	STATEMENT OPENING BALANCE			14,817.02
15/06/22	Deposit Online 2373225 Tfr Westpac Diy		44,500.00	59,317.02
15/06/22	Withdrawal Online 1386267 Tfr Westpac 55+	44,500.00		14,817.02
30/06/22	Interest Paid		0.12	14,817.14
05/07/22	Deposit K W Hortle Super Transfer 4 equity		122,106.00	136,923.14
11/07/22	Withdrawal Online 1713916 Tfr Westpac Diy	136,920.00		3.14
13/07/22	Deposit Online 2411212 Tfr Westpac Diy		100,000.00	100,003.14



Statement Period
28 February 2022 - 31 May 2022

Westpac DIY Super Working Account

Account Name
MR KEVIN WILLIAM HORTLE & MS
MARIA ANNE HORTLE ATFTHE K W
HORTLE SUPERANNUATION FUND

Customer ID
4677 7246 HORTLE, KEVIN WILLIAM
1125 1033 HORTLE, MARIA ANNE

BSB Account Number
034-036 387 302

Opening Balance	+ \$14,816.67
Total Credits	+ \$0.35
Total Debits	- \$0.00
Closing Balance	+ \$14,817.02

INTEREST RATES (PER ANNUM) ON CREDIT BALANCES

Effective Date	\$0 to \$9999	Over \$9999 to \$49999	Over \$49999 to \$99999	Over \$99999 to \$499999
17 Mar 2020	0.01 %	0.01 %	0.01 %	0.01 %
Effective Date	Over \$499999			
17 Mar 2020	0.02 %			

TRANSACTIONS

Please check all entries on this statement and promptly inform Westpac of any possible error or unauthorised transaction

DATE	TRANSACTION DESCRIPTION	DEBIT	CREDIT	BALANCE
28/02/22	STATEMENT OPENING BALANCE			14,816.67
31/03/22	Interest Paid		0.12	14,816.79
29/04/22	Interest Paid		0.11	14,816.90
31/05/22	Interest Paid		0.12	14,817.02
31/05/22	CLOSING BALANCE			14,817.02

CONVENIENCE AT YOUR FINGERTIPS

Use Online, Mobile or Tablet Banking to pay bills, transfer funds, check your account balances and much more



Westpac DIY Super Working Account

Statement Period

30 November 2021 - 28 February 2022

Account Name

MR KEVIN WILLIAM HORTLE & MS
MARIA ANNE HORTLE ATFTHE K W
HORTLE SUPERANNUATION FUND

Customer ID

4677 7246

1125 1033

HORTLE, KEVIN WILLIAM

HORTLE, MARIA ANNE

BSB

034-036

Account Number

387 302

Opening Balance + \$3.77

Total Credits + \$16,748.90

Total Debits - \$1,936.00

Closing Balance + \$14,816.67

INTEREST RATES (PER ANNUM) ON CREDIT BALANCES

Effective Date	\$0 to \$9999	Over \$9999 to \$49999	Over \$49999 to \$99999	Over \$99999 to \$499999
17 Mar 2020	0.01 %	0.01 %	0.01 %	0.01 %

Effective Date	Over \$499999
17 Mar 2020	0.02 %

TRANSACTIONS

Please check all entries on this statement and promptly inform Westpac of any possible error or unauthorised transaction

DATE	TRANSACTION DESCRIPTION	DEBIT	CREDIT	BALANCE
30/11/21	STATEMENT OPENING BALANCE			3.77
18/01/22	Deposit Ato Ato0090000015893621		16,748.74	16,752.51
31/01/22	Interest Paid		0.05	16,752.56
07/02/22	Withdrawal Online 1462785 Pymt gt corpora			
	Kwhortsf	1,936.00		14,816.56
28/02/22	Interest Paid		0.11	14,816.67
28/02/22	CLOSING BALANCE			14,816.67

CONVENIENCE AT YOUR FINGERTIPS

Use Online, Mobile or Tablet Banking to pay bills, transfer funds, check your account balances and much more



Westpac DIY Super Working Account

Statement Period

31 August 2021 - 30 November 2021

Account Name

MR KEVIN WILLIAM HORTLE & MS
MARIA ANNE HORTLE ATFTHE K W
HORTLE SUPERANNUATION FUND

Customer ID

4677 7246

HORTLE, KEVIN WILLIAM

1125 1033

HORTLE, MARIA ANNE

BSB

034-036

Account Number

387 302

Opening Balance + \$3.77

Total Credits + \$50,000.00

Total Debits - \$50,000.00

Closing Balance + \$3.77

INTEREST RATES (PER ANNUM) ON CREDIT BALANCES

Effective Date	\$0 to \$9999	Over \$9999 to \$49999	Over \$49999 to \$99999	Over \$99999 to \$499999
17 Mar 2020	0.01 %	0.01 %	0.01 %	0.01 %

Effective Date	Over \$499999
17 Mar 2020	0.02 %

TRANSACTIONS

Please check all entries on this statement and promptly inform Westpac of any possible error or unauthorised transaction

DATE	TRANSACTION DESCRIPTION	DEBIT	CREDIT	BALANCE
31/08/21	STATEMENT OPENING BALANCE			3.77
03/09/21	Deposit Online 2289069 Tfr Westpac Diy		50,000.00	50,003.77
03/09/21	Withdrawal Online 0535446 Bpay Westpac Ca			
	WBC notes 8	50,000.00		3.77
30/11/21	CLOSING BALANCE			3.77

CONVENIENCE AT YOUR FINGERTIPS

Use Online, Mobile or Tablet Banking to pay bills, transfer funds, check your account balances and much more



Westpac DIY Super Working Account

Statement Period

31 May 2021 - 31 August 2021

Account Name

MR KEVIN WILLIAM HORTLE & MS
MARIA ANNE HORTLE ATFTHE K W
HORTLE SUPERANNUATION FUND

Customer ID

4677 7246

HORTLE, KEVIN WILLIAM

1125 1033

HORTLE, MARIA ANNE

BSB

034-036

Account Number

387 302

Opening Balance	+ \$7.37
Total Credits	+ \$1,210.00
Total Debits	- \$1,213.60
Closing Balance	+ \$3.77

INTEREST RATES (PER ANNUM) ON CREDIT BALANCES

Effective Date	\$0 to \$9999	Over \$9999 to \$49999	Over \$49999 to \$99999	Over \$99999 to \$499999
17 Mar 2020	0.01 %	0.01 %	0.01 %	0.01 %
Effective Date	Over \$499999			
17 Mar 2020	0.02 %			

TRANSACTIONS

Please check all entries on this statement and promptly inform Westpac of any possible error or unauthorised transaction

DATE	TRANSACTION DESCRIPTION	DEBIT	CREDIT	BALANCE
31/05/21	STATEMENT OPENING BALANCE			7.37
08/06/21	Deposit Online 2564941 Tfr Westpac Diy		650.00	657.37
17/06/21	Withdrawal Online 9318271 Bpay mystate sm mystate smsf rites	653.60		3.77
18/08/21	Deposit Online 2322422 Tfr Westpac Diy		560.00	563.77
18/08/21	Withdrawal Online 9081749 Bpay Pbh Paitre Pbh rites	560.00		3.77
31/08/21	CLOSING BALANCE			3.77

CONVENIENCE AT YOUR FINGERTIPS

Use Online, Mobile or Tablet Banking to pay bills, transfer funds, check your account balances and much more



TRANSACTIONS

Please check all entries on this statement and promptly inform Westpac of any possible error or unauthorised transaction

DATE	TRANSACTION DESCRIPTION	DEBIT	CREDIT	BALANCE
15/06/22	Deposit Dividend Perls Xiv Dst 001278467418		399.83	143,217.97
15/06/22	Withdrawal Online 1373224 Tfr Westpac Diy	44,500.00		98,717.97
20/06/22	Deposit-Debenture/Note Interest Anz Cap Notes 7 C7J22/00100868		122.15	98,840.12
20/06/22	Deposit-Debenture/Note Interest Anz Cap Notes 6 C6J22/00202130		277.50	99,117.62
20/06/22	Deposit-Debenture/Note Interest Anz Cap Notes 4 C4J22/00602222		689.88	99,807.50
21/06/22	Deposit Dividend Vuk Dividend Jun22/00858243		39.88	99,847.38
21/06/22	Deposit Dividend Wbcpk Dst Jun 001278523966		197.36	100,044.74
22/06/22	Deposit Dividend Wbcpij Dst Jun 001278596496		317.15	100,361.89
24/06/22	Deposit Dividend WBC Dividend 001277664752		1,470.71	101,832.60
30/06/22	Interest Paid		9.93	101,842.53
01/07/22	Deposit Dividend Anz Dividend A073/00513356		720.00	102,562.53
05/07/22	Deposit Dividend Nab Interim Div Dv231/00936492		130.67	102,693.20
11/07/22	Deposit Online 2713917 Tfr Westpac Diy		136,920.00	239,613.20
13/07/22	Withdrawal Online 1411212 Tfr Westpac Diy	100,000.00		139,613.20
15/07/22	Withdrawal Online 1328759 Tfr Westpac Diy	100,000.00		39,613.20
29/07/22	Interest Paid		7.82	39,621.02
12/08/22	Withdrawal Online 1207842 Tfr Westpac Diy To working a/c	1,266.30		38,354.72
15/08/22	Deposit Dividend Boqpe Qrt Dst 001279890250		472.53	38,827.25
16/08/22	Withdrawal Online 1894354 Tfr Westpac Diy	21,000.00		17,827.25
25/08/22	Deposit Dividend Challenger Ltd 22Aug/00801085		200.00	18,027.25
31/08/22	Interest Paid		9.88	18,037.13
31/08/22	CLOSING BALANCE			18,037.13

CONVENIENCE AT YOUR FINGERTIPS

Use Online, Mobile or Tablet Banking to pay bills, transfer funds, check your account balances and much more



Westpac DIY Super Savings Account

Statement Period
31 May 2022 - 31 August 2022

Account Name
MR KEVIN WILLIAM HORTLE & MS
MARIA ANNE HORTLE ATF THE K W
HORTLE SUPERANNUATION FUND

Customer ID
4677 7246 HORTLE, KEVIN WILLIAM
1125 1033 HORTLE, MARIA ANNE

BSB Account Number
034-036 387 329

Opening Balance	+ \$141,290.59
Total Credits	+ \$143,512.84
Total Debits	- \$266,766.30
Closing Balance	+ \$18,037.13

INTEREST RATES (PER ANNUM) ON CREDIT BALANCES

Effective Date	\$0 to \$9999	Over \$9999 to \$49999	Over \$49999 to \$99999	Over \$99999 to \$499999
17 May 2022	0.10 %	0.10 %	0.10 %	0.10 %
22 Jul 2022	0.25 %	0.25 %	0.25 %	0.25 %
18 Aug 2022	0.75 %	0.75 %	0.75 %	0.75 %

Effective Date	Over \$499999
17 May 2022	0.10 %
22 Jul 2022	0.25 %
18 Aug 2022	0.75 %

TRANSACTIONS

Please check all entries on this statement and promptly inform Westpac of any possible error or unauthorised transaction

DATE	TRANSACTION DESCRIPTION	DEBIT	CREDIT	BALANCE
31/05/22	STATEMENT OPENING BALANCE			141,290.59
10/06/22	Deposit Dividend Mqgpd Dst 001278181396		462.10	141,752.69
14/06/22	Deposit Dividend Benpgdi121060108 S00019523764		340.70	142,093.39
15/06/22	Deposit Dividend Perls Vii Dst 001278405060		135.54	142,228.93
15/06/22	Deposit Dividend Perls Xii Dst 001278386244		139.15	142,368.08
15/06/22	Deposit Dividend Perls X Dst 001278430700		181.89	142,549.97
15/06/22	Deposit Dividend Mqgpc Dst 001278444396		268.17	142,818.14



TRANSACTIONS

Please check all entries on this statement and promptly inform Westpac of any possible error or unauthorised transaction

DATE	TRANSACTION DESCRIPTION	DEBIT	CREDIT	BALANCE
31/03/22	Deposit Dividend Jbh Replacement Mar22/99999818		228.20	73,362.50
31/03/22	Deposit CBA New Zealand 001276443076		60,000.00	133,362.50
14/04/22	Deposit Dividend Pac Dividend Apr22/00800528		750.00	134,112.50
20/04/22	Deposit-Debenture/Note Interest Jb Hi-Fi Limited Bbk22/00800473		6,307.00	140,419.50
29/04/22	Interest Paid		5.39	140,424.89
16/05/22	Deposit Dividend Boqpe Qrt Dst 001276881880		376.83	140,801.72
25/05/22	Deposit Dividend Challenger Ltd Mai22/00801076		160.00	140,961.72
25/05/22	Deposit Dividend Challenger Ltd Mai22/00800269		320.00	141,281.72
31/05/22	Interest Paid		8.87	141,290.59
31/05/22	CLOSING BALANCE			141,290.59

CONVENIENCE AT YOUR FINGERTIPS

Use Online, Mobile or Tablet Banking to pay bills, transfer funds, check your account balances and much more

MORE INFORMATION

Further information in relation to your account, including details of product benefits and applicable fees and charges, is available on request. That information is also contained in the Product Disclosure Statement (PDS) or other disclosure document for your account. For a copy of that document, or if you have any other enquiries, you can call Telephone Banking on 132 032 from Australia or +61 2 9155 7700 from overseas.

The above Closing Balance amount may not be the same as the balance payable to you on closure of your account (the 'termination value'). Details of the termination value can be obtained by calling Telephone Banking on the numbers quoted above. Further information on how to close accounts, including calculation of the termination value, is contained in the Product Disclosure Statement (PDS) booklet or other disclosure document for your account.

We have an internal process for handling and resolving any problem you may have with, or complaints relating to, your account or this product. Information about this process can be found in the Product Disclosure Statement (PDS) or other disclosure document for your account, or you can contact us on 1300 130 467.

Remember, if you have a card, always keep your passcode (PIN) secret - don't tell anyone or let them see it. Never write your passcode on your card or on anything that could be lost or stolen. If you do need to record a reminder, you must make every effort to disguise it. You may be liable for losses if you don't protect your passcode. To help you learn how you can protect your card against unauthorised transactions, you can find more information at westpac.com.au/dispute. If you are a business customer, please go to westpac.com.au/businessdispute



Statement Period
28 February 2022 - 31 May 2022

Westpac DIY Super Savings Account

Account Name
MR KEVIN WILLIAM HORTLE & MS
MARIA ANNE HORTLE ATF THE K W
HORTLE SUPERANNUATION FUND

Customer ID
4677 7246 HORTLE, KEVIN WILLIAM
1125 1033 HORTLE, MARIA ANNE

BSB Account Number
034-036 387 329

Opening Balance	+ \$4,795.15
Total Credits	+ \$136,495.44
Total Debits	- \$0.00
Closing Balance	+ \$141,290.59

INTEREST RATES (PER ANNUM) ON CREDIT BALANCES

Effective Date	\$0 to \$9999	Over \$9999 to \$49999	Over \$49999 to \$99999	Over \$99999 to \$499999
17 Mar 2020	0.01 %	0.05 %	0.05 %	0.05 %
17 May 2022	0.10 %	0.10 %	0.10 %	0.10 %

Effective Date	Over \$499999
17 Mar 2020	0.05 %
17 May 2022	0.10 %

TRANSACTIONS

Please check all entries on this statement and promptly inform Westpac of any possible error or unauthorised transaction

DATE	TRANSACTION DESCRIPTION	DEBIT	CREDIT	BALANCE
28/02/22	STATEMENT OPENING BALANCE			4,795.15
08/03/22	Deposit Dividend Magellan Fin Grp S00019523764		1,101.00	5,896.15
11/03/22	Deposit Dividend Ngi Itm Div 001272649191		534.87	6,431.02
15/03/22	Deposit Dividend Benpgdi121060108 S00019523764		336.25	6,767.27
18/03/22	Deposit Jbw Cash Redempt Monies from Were		66,176.62	72,943.89
31/03/22	Interest Paid		1.32	72,945.21
31/03/22	Deposit Dividend Perls Ix Dst 001276390387		74.64	73,019.85
31/03/22	Deposit Dividend Perls Ix Dst 001276390386		114.45	73,134.30



Statement Period

30 November 2021 - 28 February 2022

Westpac DIY Super Savings Account

Account Name

MR KEVIN WILLIAM HORTLE & MS
MARIA ANNE HORTLE ATF THE K W
HORTLE SUPERANNUATION FUND

Customer ID

4677 7246

HORTLE, KEVIN WILLIAM

1125 1033

HORTLE, MARIA ANNE

BSB

034-036

Account Number

387 329

Opening Balance + \$4,466.80

Total Credits + \$328.35

Total Debits - \$0.00

Closing Balance + \$4,795.15

INTEREST RATES (PER ANNUM) ON CREDIT BALANCES

Effective Date	\$0 to \$9999	Over \$9999 to \$49999	Over \$49999 to \$99999	Over \$99999 to \$499999
17 Mar 2020	0.01 %	0.05 %	0.05 %	0.05 %

Effective Date	Over \$499999
17 Mar 2020	0.05 %

TRANSACTIONS

Please check all entries on this statement and promptly inform Westpac of any possible error or unauthorised transaction

DATE	TRANSACTION DESCRIPTION	DEBIT	CREDIT	BALANCE
30/11/21	STATEMENT OPENING BALANCE			4,466.80
13/12/21	Deposit Dividend Bendigo S00019523764		328.25	4,795.05
31/12/21	Interest Paid		0.03	4,795.08
31/01/22	Interest Paid		0.04	4,795.12
28/02/22	Interest Paid		0.03	4,795.15
28/02/22	CLOSING BALANCE			4,795.15

CONVENIENCE AT YOUR FINGERTIPS

Use Online, Mobile or Tablet Banking to pay bills, transfer funds, check your account balances and much more



Westpac DIY Super Savings Account

Statement Period

31 August 2021 - 30 November 2021

Account Name

MR KEVIN WILLIAM HORTLE & MS
MARIA ANNE HORTLE ATF THE K W
HORTLE SUPERANNUATION FUND

Customer ID

4677 7246

HORTLE, KEVIN WILLIAM

1125 1033

HORTLE, MARIA ANNE

BSB

034-036

Account Number

387 329

Opening Balance + \$51,121.58

Total Credits + \$3,345.22

Total Debits - \$50,000.00

Closing Balance + \$4,466.80

INTEREST RATES (PER ANNUM) ON CREDIT BALANCES

Effective Date	\$0 to \$9999	Over \$9999 to \$49999	Over \$49999 to \$99999	Over \$99999 to \$499999
17 Mar 2020	0.01 %	0.05 %	0.05 %	0.05 %

Effective Date	Over \$499999
17 Mar 2020	0.05 %

TRANSACTIONS

Please check all entries on this statement and promptly inform Westpac of any possible error or unauthorised transaction

DATE	TRANSACTION DESCRIPTION	DEBIT	CREDIT	BALANCE
31/08/21	STATEMENT OPENING BALANCE			51,121.58
03/09/21	Withdrawal Online 1289068 Tfr Westpac Diy	50,000.00		1,121.58
10/09/21	Deposit Dividend Ngi Fnl Div 001263879002		578.19	1,699.77
13/09/21	Deposit Dividend Bendigo S00019523764		325.75	2,025.52
23/09/21	Deposit Dividend Magellan Fin Grp S00019523764		1,141.00	3,166.52
30/09/21	Interest Paid		0.22	3,166.74
07/10/21	Deposit Dividend Pac Dividend Oct21/00800548		1,300.00	4,466.74
29/10/21	Interest Paid		0.03	4,466.77
30/11/21	Interest Paid		0.03	4,466.80
30/11/21	CLOSING BALANCE			4,466.80



Statement Period
31 May 2021 - 31 August 2021

Westpac DIY Super Savings Account

Account Name
MR KEVIN WILLIAM HORTLE & MS
MARIA ANNE HORTLE ATF THE K W
HORTLE SUPERANNUATION FUND

Customer ID
4677 7246 HORTLE, KEVIN WILLIAM
1125 1033 HORTLE, MARIA ANNE

BSB Account Number
034-036 387 329

Opening Balance	+ \$25,766.15
Total Credits	+ \$26,565.43
Total Debits	- \$1,210.00
Closing Balance	+ \$51,121.58

INTEREST RATES (PER ANNUM) ON CREDIT BALANCES

Effective Date	\$0 to \$9999	Over \$9999 to \$49999	Over \$49999 to \$99999	Over \$99999 to \$499999
17 Mar 2020	0.01 %	0.05 %	0.05 %	0.05 %
Effective Date	Over \$499999			
17 Mar 2020	0.05 %			

TRANSACTIONS

Please check all entries on this statement and promptly inform Westpac of any possible error or unauthorised transaction

DATE	TRANSACTION DESCRIPTION	DEBIT	CREDIT	BALANCE
31/05/21	STATEMENT OPENING BALANCE			25,766.15
08/06/21	Withdrawal Online 1564940 Tfr Westpac Diy	650.00		25,116.15
15/06/21	Deposit Dividend Bendigo S00019523764		334.05	25,450.20
30/06/21	Interest Paid		1.04	25,451.24
30/07/21	Interest Paid		1.04	25,452.28
18/08/21	Withdrawal Online 1322422 Tfr Westpac Diy	560.00		24,892.28
30/08/21	Deposit Dividend Rdc S00019523764		1,228.20	26,120.48
31/08/21	Interest Paid		1.10	26,121.58
31/08/21	Deposit Jbw Cash Redempt WBC notes		25,000.00	51,121.58
31/08/21	CLOSING BALANCE			51,121.58

CONVENIENCE AT YOUR FINGERTIPS

Use Online, Mobile or Tablet Banking to pay bills, transfer funds, check your account balances and much more

The Trustees
Kevin Hortle & Maria Hortle ATF K W Hortle
Superannuation Fund
30 Clewitt Street
ZILLMERE QLD 4034

Address Rabobank Online Savings
GPO Box 4715
Sydney NSW 2001
Telephone 1800 445 445
Fax 1800 121 615
E-mail clientservicesAU@rabobank.com
Website www.Rabobank.com.au

Statement Period 01-07-2021 to 30-06-2022
Statement Date 08-07-2022
Account Name K W Hortle Superannuation Fund

Account Type HISA
Account Number 142-201-0076629-00

Date	Transaction Details	Debit	Credit	Balance
01-07-2021	Opening balance			1,805.99
01-07-2021	Credit Interest from Account 142201007662923		70.25	1,876.24
31-07-2021	Credit Interest		0.40	1,876.64
01-08-2021	Credit Interest from Account 142201007662923		72.59	1,949.23
31-08-2021	Credit Interest		0.41	1,949.64
01-09-2021	Credit Interest from Account 142201007662923		72.59	2,022.23
30-09-2021	Credit Interest		0.42	2,022.65
01-10-2021	Credit Interest from Account 142201007662923		70.25	2,092.90
31-10-2021	Credit Interest		0.44	2,093.34
01-11-2021	Credit Interest from Account 142201007662923		72.59	2,165.93
30-11-2021	Credit Interest		0.45	2,166.38
01-12-2021	Credit Interest from Account 142201007662923		70.25	2,236.63

Rabobank Australia Limited ABN 50 001 621 129, AFSL 234 700.

Customers are advised that they should check all entries and report any apparent errors or unauthorised transactions as soon as possible.

At Rabobank we pride ourselves on providing high quality service to our clients, so if we don't measure up to your expectations we genuinely want to know.

For information on how to make a complaint, our complaints management process or if you are unhappy with the resolution of your complaint and require

information on how to escalate your complaint to the Australian Financial Complaints Authority (AFCA) please visit our website on

<https://www.rabobank.com.au/compliments-and-complaints/>.

Information about the products you hold with us are available on request by calling us on 1800 445 445 during operating hours.

Statement Period 01-07-2021 to 30-06-2022
Statement Date 08-07-2022
Account Name K W Hortle Superannuation Fund

Account Type HISA
Account Number 142-201-0076629-00

Date	Transaction Details	Debit	Credit	Balance
31-12-2021	Credit Interest		0.47	2,237.10
01-01-2022	Credit Interest from Account 142201007662923		72.59	2,309.69
31-01-2022	Credit Interest		0.49	2,310.18
01-02-2022	Credit Interest from Account 142201007662923		72.59	2,382.77
28-02-2022	Credit Interest		0.46	2,383.23
01-03-2022	Credit Interest from Account 142201007662923		65.57	2,448.80
31-03-2022	Credit Interest		0.52	2,449.32
01-04-2022	Credit Interest from Account 142201007662923		72.59	2,521.91
30-04-2022	Credit Interest		0.52	2,522.43
01-05-2022	Credit Interest from Account 142201007662923		70.25	2,592.68
31-05-2022	Credit Interest		0.80	2,593.48
01-06-2022	Credit Interest from Account 142201007662923		84.30	2,677.78
30-06-2022	Credit Interest		1.27	2,679.05
30-06-2022	Closing balance			2,679.05

Rabobank Australia Limited ABN 50 001 621 129, AFSL 234 700.

Customers are advised that they should check all entries and report any apparent errors or unauthorised transactions as soon as possible.

At Rabobank we pride ourselves on providing high quality service to our clients, so if we don't measure up to your expectations we genuinely want to know.

For information on how to make a complaint, our complaints management process or if you are unhappy with the resolution of your complaint and require

information on how to escalate your complaint to the Australian Financial Complaints Authority (AFCA) please visit our website on

<https://www.rabobank.com.au/compliments-and-complaints/>.

Information about the products you hold with us are available on request by calling us on 1800 445 445 during operating hours.

The Trustees
Kevin Hortle & Maria Hortle ATF K W Hortle
Superannuation Fund
30 Clewitt Street
ZILLMERE QLD 4034

Address Rabobank Online Savings
GPO Box 4715
Sydney NSW 2001
Telephone 1800 445 445
Fax 1800 121 615
E-mail clientservicesAU@rabobank.com
Website www.Rabobank.com.au

Statement Period 01-07-2021 to 30-06-2022
Statement Date 08-07-2022
Account Name K W Hortle Superannuation Fund

Account Type Notice Saver 31 D
Account Number 142-201-0076629-21

Date	Transaction Details	Debit	Credit	Balance
01-07-2021	Opening balance			75.92
31-07-2021	Credit Interest		0.04	75.96
31-08-2021	Credit Interest		0.04	76.00
30-09-2021	Credit Interest		0.03	76.03
31-10-2021	Credit Interest		0.04	76.07
30-11-2021	Credit Interest		0.03	76.10
31-12-2021	Credit Interest		0.04	76.14
31-01-2022	Credit Interest		0.04	76.18
28-02-2022	Credit Interest		0.03	76.21
31-03-2022	Credit Interest		0.04	76.25
30-04-2022	Credit Interest		0.03	76.28
31-05-2022	Credit Interest		0.04	76.32

Rabobank Australia Limited ABN 50 001 621 129, AFSL 234 700.

Customers are advised that they should check all entries and report any apparent errors or unauthorised transactions as soon as possible.

At Rabobank we pride ourselves on providing high quality service to our clients, so if we don't measure up to your expectations we genuinely want to know.

For information on how to make a complaint, our complaints management process or if you are unhappy with the resolution of your complaint and require

information on how to escalate your complaint to the Australian Financial Complaints Authority (AFCA) please visit our website on

<https://www.rabobank.com.au/compliments-and-complaints/>.

Information about the products you hold with us are available on request by calling us on 1800 445 445 during operating hours.

Statement Period 01-07-2021 to 30-06-2022
Statement Date 08-07-2022
Account Name K W Hortle Superannuation Fund

Account Type Notice Saver 31 D
Account Number 142-201-0076629-21

Date	Transaction Details	Debit	Credit	Balance
30-06-2022	Credit Interest		0.05	76.37
30-06-2022	Closing balance			76.37

The Trustees
Kevin Hortle & Maria Hortle ATF K W Hortle
Superannuation Fund
30 Clewitt Street
ZILLMERE QLD 4034

Address Rabobank Online Savings
GPO Box 4715
Sydney NSW 2001
Telephone 1800 445 445
Fax 1800 121 615
E-mail clientservicesAU@rabobank.com
Website www.Rabobank.com.au

Statement Period 01-07-2021 to 30-06-2022
Statement Date 08-07-2022
Account Name K W Hortle Superannuation Fund

Account Type Notice Saver 90 D
Account Number 142-201-0076629-23

Date	Transaction Details	Debit	Credit	Balance
01-07-2021	Opening balance			122,176.70
01-07-2021	Credit Interest paid to 142201007662900	70.25		122,106.45
31-07-2021	Credit Interest		72.59	122,179.04
01-08-2021	Credit Interest paid to 142201007662900	72.59		122,106.45
31-08-2021	Credit Interest		72.59	122,179.04
01-09-2021	Credit Interest paid to 142201007662900	72.59		122,106.45
30-09-2021	Credit Interest		70.25	122,176.70
01-10-2021	Credit Interest paid to 142201007662900	70.25		122,106.45
31-10-2021	Credit Interest		72.59	122,179.04
01-11-2021	Credit Interest paid to 142201007662900	72.59		122,106.45
30-11-2021	Credit Interest		70.25	122,176.70
01-12-2021	Credit Interest paid to 142201007662900	70.25		122,106.45

Rabobank Australia Limited ABN 50 001 621 129, AFSL 234 700.

Customers are advised that they should check all entries and report any apparent errors or unauthorised transactions as soon as possible.

At Rabobank we pride ourselves on providing high quality service to our clients, so if we don't measure up to your expectations we genuinely want to know.

For information on how to make a complaint, our complaints management process or if you are unhappy with the resolution of your complaint and require

information on how to escalate your complaint to the Australian Financial Complaints Authority (AFCA) please visit our website on

<https://www.rabobank.com.au/compliments-and-complaints/>.

Information about the products you hold with us are available on request by calling us on 1800 445 445 during operating hours.

Statement Period 01-07-2021 to 30-06-2022
Statement Date 08-07-2022
Account Name K W Horte Superannuation Fund

Account Type Notice Saver 90 D
Account Number 142-201-0076629-23

Date	Transaction Details	Debit	Credit	Balance
31-12-2021	Credit Interest		72.59	122,179.04
01-01-2022	Credit Interest paid to 142201007662900	72.59		122,106.45
31-01-2022	Credit Interest		72.59	122,179.04
01-02-2022	Credit Interest paid to 142201007662900	72.59		122,106.45
28-02-2022	Credit Interest		65.57	122,172.02
01-03-2022	Credit Interest paid to 142201007662900	65.57		122,106.45
31-03-2022	Credit Interest		72.59	122,179.04
01-04-2022	Credit Interest paid to 142201007662900	72.59		122,106.45
30-04-2022	Credit Interest		70.25	122,176.70
01-05-2022	Credit Interest paid to 142201007662900	70.25		122,106.45
31-05-2022	Credit Interest		84.30	122,190.75
01-06-2022	Credit Interest paid to 142201007662900	84.30		122,106.45
30-06-2022	Credit Interest		102.87	122,209.32
30-06-2022	Closing balance			122,209.32

Rabobank Australia Limited ABN 50 001 621 129, AFSL 234 700.

Customers are advised that they should check all entries and report any apparent errors or unauthorised transactions as soon as possible.

At Rabobank we pride ourselves on providing high quality service to our clients, so if we don't measure up to your expectations we genuinely want to know.

For information on how to make a complaint, our complaints management process or if you are unhappy with the resolution of your complaint and require

information on how to escalate your complaint to the Australian Financial Complaints Authority (AFCA) please visit our website on

<https://www.rabobank.com.au/compliments-and-complaints/>.

Information about the products you hold with us are available on request by calling us on 1800 445 445 during operating hours.

Direct Investment Account Summary

01 Jul 2021 - 30 Jun 2022



Direct Investment Account balance at start of period

\$280.96

Direct Investment Account balance at end of period

\$280.96

While every effort has been made to provide you with an accurate statement, we give no warranty of accuracy or reliability and take no responsibility for any errors or omissions including negligence by any officers, employees or Agents. We encourage you to confirm the information, holdings and valuations contained herein. Information contained in the report may only relate to the period since you commenced our service.



K W HORTLE SUPERANNUATION FUND

YEAR END 30 JUNE 2022

INVESTMENT SUMMARY

NAME	CODE	PURCHASE DATE	SHARES HELD	ORIGINAL COST	MARKET VALUE 30/06/2021	SHARES HELD 30/06/2022	CLOSING PRICE 30/06/2022	CLOSING MKT VALUE 30/06/2022	MOVEMENT Current yr	Total Unrealised Gain	DATE SOLD	SHARES SOLD	AMOUNT	GAIN/ (LOSS)
LISTED SHARES														
ANZ GROUP	ANZPG	11/12/2009	250	25,000.00	26,625.00	250	103.38	25,845.00	-780.00	845.00				0.00
ANZ GROUP	ANZPG	14/09/2011	100	10,110.00	10,650.00	100	103.38	10,338.00	-312.00	228.00				0.00
ANZ GROUP	ANZPG	26/09/2016	460	46,000.00	48,990.00	460	103.38	47,554.80	-1,435.20	1,554.80				0.00
ANZ GROUP	ANZ	13/05/2011	1,000	22,736.32	28,030.00	1,000	22.03	22,030.00	-6,000.00	-706.32				0.00
ANZ GROUP	ANZPJ	21/12/2016	250	25,055.00	25,522.50	250	95.79	23,947.50	-1,575.00	-1,107.50				0.00
ANZ GROUP	ANZPI	15/06/2021	500	50,000.00	50,000.00	500	98.76	49,380.00	-620.00	-620.00				0.00
Aurelia Metals LTD	AMI	26/10/2020	10000	5,165.00	4,100.00	10,000	0.26	2,550.00	-1,550.00	-2,615.00				0.00
BANK OF QLD	BOQPE	10/04/2012	120	10,312.20	12,482.40	120	101.00	12,120.00	-362.40	1,807.80				0.00
BANK OF QLD	BOQPE	27/04/2012	200	18,020.00	20,804.00	200	101.00	20,200.00	-604.00	2,180.00				0.00
BANK OF QLD	BOQPE	2/06/2014	250	27,160.00	26,005.00	250	101.00	25,250.00	-755.00	-1,910.00				0.00
BENDIGO & ADELAIDE BANK	BENPG	7/12/2017	500	50,000.00	51,515.00	500	100.40	50,200.00	-1,315.00	200.00				0.00
BHP BILLITON LTD	BHP	1/11/2018	59	1,995.06	2,844.98	59	41.25	2,433.75	-411.23	438.69				0.00
BHP BILLITON LTD	BHP	30/08/2021	270	12,532.70		270	41.25	11,137.50	-1,395.20	-1,395.20				0.00
BHP BILLITON LTD	BHP	20/05/2022	1,600	75,504.98		1,600	41.25	66,000.00	-9,504.98	-9,504.98				0.00
CHALLENGER LIMITED	CGFPA	15/07/2015	400	38,890.00	42,480.00	0		0.00	-3,590.00		20/05/2022	400	41,201.95	2,311.95
CHALLENGER LIMITED	CGFPC	14/10/2019	200	20,259.99	21,190.00	200	101.90	20,380.00	-810.00	120.01				0.00
COMMONWEALTH BANK	CBA	20/06/2006	1,000	55,250.00	99,870.00	1,000	90.38	90,380.00	-9,490.00	35,130.00				0.00
COMMONWEALTH BANK	CBAPD	30/12/2016	260	24,955.20	26,335.40	260	99.96	25,989.60	-345.80	1,034.40				0.00
COMMONWEALTH BANK	CBAPK	28/03/2017	400	40,000.00	40,864.00	400	96.00	38,400.00	-2,464.00	-1,600.00				0.00
COMMONWEALTH BANK	CBAPK	29/03/2017	520	52,000.00	53,123.20	520	96.00	49,920.00	-3,203.20	-2,080.00				0.00
COMMONWEALTH BANK	CBAPF	30/03/2017	600	60,000.00	61,200.00	0		0.00	-1,200.00		31/03/2021	600	60,000.00	0.00
COMMONWEALTH BANK	CBAPI	12/11/2019	250	25,000.00	25,600.00	250	99.89	24,972.50	-627.50	-27.50				0.00
COMMONWEALTH BANK	CBAPG	15/04/2021	290	29,989.85	30,160.00	290	101.70	29,493.00	-667.00	-496.85				0.00
CYBG PLC (VIRGIN MONEY UK)	CYB	8/02/2016	902	0.00	3,283.28	0		0.00	-3,283.28		20/05/2022	902	2,227.51	2,227.51
ENDEAVOUR	EDV	1/07/2021	122	0.00		0		0.00	0.00		20/05/2022	122	875.86	875.86
Equity TR FPO	EQT	29/01/2021	287	7,795.57	7,863.80	287	26.20	7,519.40	-344.40	-276.17				0.00
Equity TR FPO	EQT	1/02/2021	78	2,114.58	2,137.20	78	26.20	2,043.60	-93.60	-70.98				0.00
Fortescue Metals GRP FPO	FMG	8/02/2021	1,000	23,818.64	23,590.00	1,000	17.53	17,530.00	-6,060.00	-6,288.64				0.00
Harmony Corp LTD FPO	HMY	13/11/2020	5,700	19,950.00	9,262.50	0		0.00	10,687.50		20/05/2022	5,700	6,375.00	-13,575.00
SOUTHERN CROSS PAYMENTS	SP1	12/09/2019	10,400	9,999.00	11,128.00	10,400	1.07	11,128.00	0.00	1,129.00				0.00
JB HiFi	JBH	17/02/2022	140	7,475.00		0		0.00	0.00		11/04/2022	140	1,008.00	-6,467.00
Lend Lease Group	LLC	23/06/2005	1,000	10,255.00	11,140.00	0		0.00	-885.00		20/05/2021	1000	10887.58	632.58
Lend Lease Group	LLC	21/05/2020	697	6,830.60	7,764.58	0		0.00	-933.98		20/05/2021	697	7588.66	758.06
Lynas Corp	LYC	22/08/2019	3,850	10,026.50	22,214.50	3,850	8.73	33,610.50	11,396.00	23,584.00				0.00
Macquarie Group	MQGPC	5/06/2013	300	30,000.00	31,566.00	300	102.80	30,840.00	-726.00	840.00				0.00
Macquarie Group	MQGPD	20/03/2019	500	50,000.00	53,700.00	500	103.14	51,570.00	-2,130.00	1,570.00				0.00
Magellan Financial Group	MFG	8/08/2018	1,000	24,205.31	54,420.00	1,000	12.92	12,920.00	-41,500.00	-11,285.31				0.00
Magellan Financial Group OPT	MFGO	14/04/2022	125	0.00		125	0.74	91.88	91.88	91.88				0.00

McPherson's LTD FPO	MFG	8/07/2020	6,700	19,942.00	7,470.50	0		0.00	12,471.50		20/05/2022	6700	5558.36	-14,383.64
MYSTATE	MYS	11/06/2020	1,000	4,095.00	4,680.00	1,000	4.08	4,080.00	-600.00	-15.00				0.00
MYSTATE	MYS	17/06/2021	152	653.60	711.36	152	4.08	620.16	-91.20	-33.44				0.00
NAB	NAB	21/05/2013	3	100.08	78.12	3	27.39	82.17	4.05	-17.91				0.00
NAB	NAB	21/05/2020	176	2,490.40	4,583.04	176	27.39	4,820.64	237.60	2,330.24				0.00
Navigator Global	NGI	14/03/2019	7,000	19,920.00	12,740.00	7,000	1.25	8,715.00	-4,025.00	-11,205.00				0.00
Northern Star	NST	30/11/2012	10,000	13,715.00	97,800.00	10,000	6.84	68,400.00	-29,400.00	54,685.00				0.00
Northern Star	NST	27/02/2014	11,628	10,000.00	113,721.84	11,628	6.84	79,535.52	-34,186.32	69,535.52				0.00
Northern Star	NST	17/10/2019	950	9,838.00	9,291.00	950	6.84	6,498.00	-2,793.00	-3,340.00				0.00
Northern Star	NST	3/02/2020	2,132	19,188.00	20,850.96	2,132	6.84	14,582.88	-6,268.08	-4,605.12				0.00
Pacific Current Group	PAC	17/08/2018	2,900	20,171.47	16,588.00	2,900	6.92	20,068.00	3,480.00	-103.47				0.00
Pacific Current Group	PAC	7/08/2019	2,100	11,507.20	12,012.00	2,100	6.92	14,532.00	2,520.00	3,024.80				0.00
Pointsbet FPO	PBH	25/01/2021	625	9,996.25	7,987.50	625	2.68	1,675.00	-6,312.50	-8,321.25				0.00
Pointsbet FPO	PBH	18/08/2021	70	560.00		70	2.68	187.60	-372.40	-372.40				0.00
Redcape Hotel Group	RDC	26/11/2018	25,600	28,928.00	26,496.00	0		0.00	2,432.00		30/08/2021	25,600	28,549.56	-378.44
Redcape Hotel Group	RDC	5/11/2019	20,400	22,048.00	21,114.00	0		0.00	934.00		30/08/2021	20,400	22,750.44	702.44
SERVICE STREAM LTD	SSM	3/12/2009	5,368	1,900.00	4,670.16	5,368	0.88	4,697.00	26.84	2,797.00				0.00
SEZZLE INC	SZL	22/07/2019	8,200	10,004.00	73,882.00	8,200	0.26	2,132.00	-71,750.00	-7,872.00				0.00
SEZZLE INC	SZL	11/08/2020	582	3,084.60	5,243.82	582	0.26	151.32	-5,092.50	-2,933.28				0.00
SEZZLE INC	SZL	29/01/2020	5,000	9,765.00	44,050.00	5,000	0.26	1,300.00	-42,750.00	-8,465.00				0.00
SEZZLE INC	SZL	11/08/2020	355	1,881.50	3,127.55	355	0.26	92.30	-3,035.25	-1,789.20				0.00
SONIC HEALTHCARE LIMITED	SHL	16/06/2010	2,000	15,000.00	76,800.00	2,000	33.01	66,020.00	-10,780.00	51,020.00				0.00
SONIC HEALTHCARE LIMITED	SHL	31/01/2019	770	15,000.00	29,568.00	770	33.01	25,417.70	-4,150.30	10,417.70				0.00
SOUTH 32	S32	24/05/2015	2,251	0.00	6,640.45	2,251	3.94	8,868.94	2,228.49	8,868.94				0.00
VIRGIN AUSTRALIA	VAHHA	22/11/2019	200	20,000.00	7,800.00	0		0.00	12,200.00		30/03/2022	200	0.00	-20,000.00
VOCUS COMMS LTD	VOC	8/07/2015	1,735	6,013.79	9,525.15	0		0.00	-3,511.36		22/07/2021	1735	9,542.50	3,528.71
VOCUS COMMS LTD	VOC	8/07/2015	2,879	9,774.03	15,805.71	0		0.00	-6,031.68		22/07/2021	2879	15,834.50	6,060.47
VOCUS COMMS LTD	VOC	12/07/2016	519	3,918.45	2,849.31	0		0.00	1,069.14		22/07/2021	519	2,854.50	-1,063.95
WOOLWORTHS	WOW	3/04/2019	122	3,753.85	4,576.22	0		0.00	-822.37		21/10/2021	122	1,184.62	-2,569.23
WOOLWORTHS	WOW	30/08/2021	160	6,669.07		0		0.00	0.00		21/10/2021	160	1,553.60	-5,115.47
WOOLWORTHS	WOW	30/08/2021	440	18,339.93		440	35.60	15,664.00	-2,675.93	-2,675.93				0.00
WESFARMERS	WES	30/08/2021	200	11,746.00		200	41.91	8,382.00	-3,364.00	-3,364.00				0.00
WESTPAC BANKING CORP	WBC	16/12/2008	1,310	41,018.02	33,811.10	1,310	19.50	25,545.00	-8,266.10	-15,473.02				0.00
WESTPAC BANKING CORP	WBC	5/11/2015	57	1,453.50	1,471.17	57	19.50	1,111.50	-359.67	-342.00				0.00
WESTPAC BANKING CORP	WBC	25/09/2014	1,000	32,447.49	25,650.00	1,000	19.50	19,500.00	-6,150.00	-12,947.49				0.00
WESTPAC BANKING CORP	WBC	5/11/2015	44	1,122.00	1,128.60	44	19.50	858.00	-270.60	-264.00				0.00
WESTPAC BANKING CORP	WBCPJ	31/08/2015	500	50,000.00	52,295.00	500	100.15	50,075.00	-2,220.00	75.00				0.00
WESTPAC BANKING CORP	WBCPK	17/09/2021	363	36,300.00		363	97.20	35,283.60	-1,016.40	-1,016.40				0.00
WOODSIDE	WDS	1/06/2022	348	10,356.48		348	31.84	11,080.32	723.84	723.84				0.00

total cost 1,431,107.21 1,701,479.90

less sold 264,447.79

1,166,659.42

Ord min shares 581,757.12
Ord securities 388,831.10
Bell shares 204,909.46
Bell securities 49,873.00
CBA per link 90,380.00

Total capital loss -46,455.15

1,315,750.68

ORD MINNETT

MR KEVIN WILLIAM HORTLE &
MS MARIA ANNE HORTLE
<K W HORTLE SUPER FUND A/C>
30 CLEWITT STREET
ZILLMERE QLD 4034

Adviser: SAM - DAVID STEWART / M RIVETT

Portfolio Valuation as at 30 Jun 2022

Account Number - 480897

Equity

Code	Description	Units	Price	Market Value	Weight (%)	Yield (%)	Dividend (DPS ¹)	Franking (%)	Estimated Annual Income
ANZ	ANZ GROUP HOLDINGS FPO	1,000	\$22.030	\$22,030.00	2.26	6.54	\$1.440	100.00	\$1,440.00
ANZPG	ANZ GROUP HOLDINGS NYR3QUT	810	\$103.380	\$83,737.80	8.60	3.22	\$3.331	100.00	\$2,698.11
ANZPI	ANZ GROUP HOLDINGS NYR3QUT	500	\$98.760	\$49,380.00	5.07	2.07	\$2.045	100.00	\$1,022.50
ANZPJ	ANZ GROUP HOLDINGS NYR3QUT	250	\$95.790	\$23,947.50	2.46	0.51	\$0.489	100.00	\$122.15
BHP	BHP GROUP LIMITED FPO	1,929	\$41.250	\$79,571.25	8.18	11.63	\$4.796	100.00	\$9,251.15
CBAPD	COMMONWEALTH BANK. NYR3QUT	260	\$99.960	\$25,989.60	2.67	2.01	\$2.004	100.00	\$521.09
FMG	FORTESCUE METALS GRP FPO	1,000	\$17.530	\$17,530.00	1.80	16.94	\$2.970	100.00	\$2,970.00
LYC	LYNAS RARE EARTHS FPO	3,850	\$8.730	\$33,610.50	3.45		\$0.000	0.00	\$0.00
MFG	MAGELLAN FIN GRP LTD FPO	1,000	\$12.920	\$12,920.00	1.33	17.35	\$2.242	75.00	\$2,242.00
MFGO	MAGELLAN FIN GRP LTD OPT APR27	125	\$0.735	\$91.88	0.01		\$0.000	0.00	\$0.00
NAB	NATIONAL AUST. BANK FPO	179	\$27.390	\$4,902.81	0.50	5.11	\$1.400	100.00	\$250.60
NGI	NAVIGATOR GLOBAL LTD FPO	7,000	\$1.245	\$8,715.00	0.90	12.77	\$0.159	0.00	\$1,113.06
PAC	PACIFIC GRP LTD FPO	5,000	\$6.920	\$34,600.00	3.56	5.92	\$0.410	100.00	\$2,050.00
S32	SOUTH32 LIMITED FPO	2,251	\$3.940	\$8,868.94	0.91	4.24	\$0.167	100.00	\$375.88
SHL	SONIC HEALTHCARE FPO	2,770	\$33.010	\$91,437.70	9.40	2.88	\$0.950	80.00	\$2,631.50

Page 1 of 2

1. Dividends Per Share (DPS) are calculated based on the Ex-Dividend date over the 12 months preceding the portfolio valuation date.

This document was prepared for the private use of the addressee and may not be passed to any third party without the prior written consent of Ord Minnett.

Dividend Per Share (DPS) and Franking are both historic measures. Estimated Annual Income is derived from these historic measures. Income totals are derived from Equity and Fixed Interest securities only. There is no single reference market for Wholesale Bonds instruments and the information contained in

this section of the report has been prepared based on available data to which we have access. This data is based on research methodology which has limitations and some of the information contained herein has been sourced from third parties. Option valuations have been excluded from the cost and market value totals. Past performance is not an indicator of future performance (particularly during periods of increased volatility). This includes the possibility that

Earnings per share may be reduced; that Dividends may be reduced or not be payable; and that Franking may be reduced or nil. Future values will be influenced by a range of factors, including, but not limited to, economic conditions, market volatility and company-specific fundamentals. Neither the accuracy of the data nor the research methodology used to prepare this information can be guaranteed or warranted notwithstanding we have taken all steps to ensure this has been prepared on reasonable grounds. As such, we cannot accept any responsibility for any loss or damage (including through negligence) which you may directly or indirectly incur through reliance on this information.

Ord Minnett Limited

AFS Licence 237121 ABN 86 002 733 048

Level 18, Grosvenor Place, 225 George Street, Sydney GPO Box 2613, Sydney NSW 2001 Australia

Telephone 61 2 8216 6300 Facsimile 61 2 8216 6311 www.ords.com.au

A Market Participant of Australian Securities Exchange Limited and Cboe Australia Pty Ltd - Licensed Securities Dealer

ORD MINNETT

Equity

Code	Description	Units	Price	Market Value	Weight (%)	Yield (%)	Dividend (DPS¹)	Franking (%)	Estimated Annual Income
SZL	SEZZLE INC. CDI FORUS	8,782	\$0.260	\$2,283.32	0.23		\$0.000	0.00	\$0.00
WBC	WESTPAC BANKING CORP FPO	2,411	\$19.500	\$47,014.50	4.83	6.21	\$1.210	100.00	\$2,917.31
WDS	WOODSIDE ENERGY FPO	348	\$31.840	\$11,080.32	1.14	5.88	\$1.872	100.00	\$651.43
WES	WESFARMERS LIMITED FPO	200	\$41.910	\$8,382.00	0.86	4.06	\$1.700	100.00	\$340.00
WOW	WOOLWORTHS GROUP LTD FPO	440	\$35.600	\$15,664.00	1.61	2.64	\$0.940	100.00	\$413.60
Total				\$581,757.12	59.78	5.33			\$31,010.39

Hybrid Securities

Code	Description	Units	Price	Market Value	Weight (%)	Yield (%)	Franking (%)	Estimated Annual Income
BENPG	BENDIGO AND ADELAIDE LPYR3UT	500	\$100.400	\$50,200.00	5.16	2.65	100.00	\$1,330.95
BOQPE	BANK OF QUEENSLAND. NYR3QUT	570	\$101.000	\$57,570.00	5.92	2.62	100.00	\$1,510.16
CBAPI	COMMONWEALTH BANK. NYR3QUT	250	\$99.890	\$24,972.50	2.57	2.15	100.00	\$536.05
CBAPK	COMMONWEALTH BANK. NYR3QUT	920	\$96.000	\$88,320.00	9.08	0.45	100.00	\$399.83
MQGPC	MACQUARIE GROUP LTD NYR3QUT	300	\$102.800	\$30,840.00	3.17	3.37	40.00	\$1,040.55
MQGPD	MACQUARIE GROUP LTD NYR3QUT	500	\$103.140	\$51,570.00	5.30	3.49	40.00	\$1,797.45
WBCPJ	WESTPAC BANKING CORP NYR3QUT	500	\$100.150	\$50,075.00	5.15	2.43	100.00	\$1,216.15
WBCPK	WESTPAC BANKING CORP NYR3QUT	363	\$97.200	\$35,283.60	3.63	1.64	100.00	\$580.18
Total				\$388,831.10	39.96	2.16		\$8,411.32

Linked Cash Accounts

Institution	Description	Weight (%)	Balance
ORD MINNETT CMT	HORTLE	0.26	\$2,573.90
Total		0.26	\$2,573.90

Grand Totals	Total Market Value	Total Estimated Annual Income
	\$973,162.12	\$39,421.71

1. Dividends Per Share (DPS) are calculated based on the Ex-Dividend date over the 12 months preceding the portfolio valuation date.

This document was prepared for the private use of the addressee and may not be passed to any third party without the prior written consent of Ord Minnett.

Dividend Per Share (DPS) and Franking are both historic measures. Estimated Annual Income is derived from these historic measures. Income totals are derived from Equity and Fixed Interest securities only. There is no single reference market for Wholesale Bonds instruments and the information contained in

this section of the report has been prepared based on available data to which we have access. This data is based on research methodology which has limitations and some of the information contained herein has been sourced from third parties. Option valuations have been excluded from the cost and market value totals. Past performance is not an indicator of future performance (particularly during periods of increased volatility). This includes the possibility that

Earnings per share may be reduced; that Dividends may be reduced or not be payable; and that Franking may be reduced or nil. Future values will be influenced by a range of factors, including, but not limited to, economic conditions, market volatility and company-specific fundamentals. Neither the accuracy of the data nor the research methodology used to prepare this information can be guaranteed or warranted notwithstanding we have taken all steps to ensure this has been prepared on reasonable grounds. As such, we cannot accept any responsibility for any loss or damage (including through negligence) which you may directly or indirectly incur through reliance on this information.

Ord Minnett Limited

AFS Licence 237121 ABN 86 002 733 048
Level 18, Grosvenor Place, 225 George Street, Sydney GPO Box 2613, Sydney NSW 2001 Australia
Telephone 61 2 8216 6300 Facsimile 61 2 8216 6311 www.ords.com.au

A Market Participant of Australian Securities Exchange Limited and Cboe Australia Pty Ltd - Licensed Securities Dealer

ORD MINNETT

19 Feb 2023

MR KEVIN WILLIAM HORTLE &
MS MARIA ANNE HORTLE
<K W HORTLE SUPER FUND A/C>
30 CLEWITT STREET
ZILLMERE QLD 4034

Adviser: SAM - DAVID STEWART / M RIVETT

Transactions Statement from 01 Jul 2021 to 30 Jun 2022		Account Number - 480897		
Date	Description	Debit (\$)	Credit (\$)	Balance (\$)
30/08/2021	Sell 46000 RDC @ 1.1200		51,300.00	-51,300.00
30/08/2021	Buy 200 WES @ 60.1800	12,146.00		-39,154.00
30/08/2021	Buy 270 BHP @ 46.0100	12,532.70		-26,621.30
30/08/2021	Buy 600 WOW @ 41.3150	25,009.00		-1,612.30
01/09/2021	ORD MINNETT CMT BSB:032847 Acc:1183367	1,612.30		0.00
17/02/2022	Buy 140 JBH @ 53.00	7,475.00		7,475.00
21/02/2022	ORD MINNETT CMT BSB:032847 Acc:1183367		7,475.00	0.00
20/05/2022	Sell 1697 LLC @ 10.9200		18,476.24	-18,476.24
20/05/2022	Sell 122 EDV @ 7.6300		875.86	-19,352.10
20/05/2022	Sell 902 VUK @ 2.5305		2,227.51	-21,579.61
20/05/2022	Buy 1600 BHP @ 47.1219	75,504.98		53,925.37
20/05/2022	Sell 400 CGFPC @ 103.1424		41,201.95	12,723.42
20/05/2022	Sell 1464 MCP @ 0.8300		1,160.12	11,563.30
20/05/2022	Sell 1150 HMY @ 1.1600		1,279.00	10,284.30
23/05/2022	Sell 5236 MCP @ 0.8400		4,398.24	5,886.06
24/05/2022	ORD MINNETT CMT BSB:032847 Acc:1183367		3,337.97	2,548.09
24/05/2022	Sell 866 HMY @ 1.1200		969.92	1,578.17
25/05/2022	Sell 3684 HMY @ 1.1200		4,126.08	-2,547.91
27/05/2022	ORD MINNETT CMT BSB:032847 Acc:1183367	2,547.91		0.00
Totals		136,827.89	136,827.89	

Ord Minnett Limited


AFS Licence 237121 ABN 86 002 733 048
Level 18, Grosvenor Place, 225 George Street, Sydney GPO Box 2613, Sydney NSW 2001 Australia
Telephone 61 2 8216 6300 Facsimile 61 2 8216 6311 www.ords.com.au

A Market Participant of Australian Stock Exchange Limited and Chi-X Australia Pty Ltd - Licensed Securities Dealer


Financial Year Summary

01 Jul 2021 - 30 Jun 2022

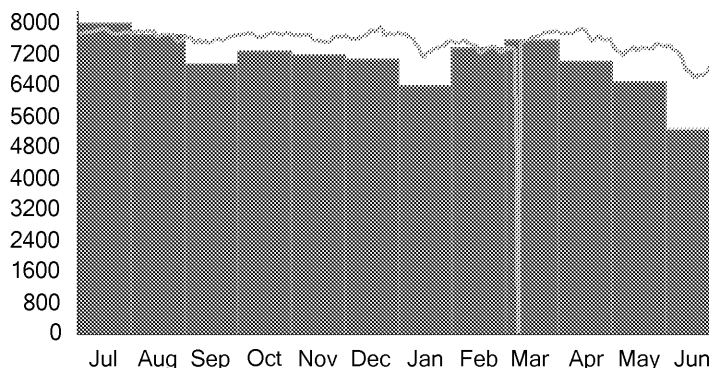
Summary Information A/C 152763		+/-
Holdings valuation at start of period		\$411,649.54
Holdings valuation at end of period	(\$156,867.08)	\$254,782.46
Direct Investment Account balance at start of period		\$280.96
Direct Investment Account balance at end of period	\$0.00	\$280.96
Portfolio (holdings plus cash) at start of period		\$411,930.50
Portfolio (holdings plus cash) at end of period	(\$156,867.08)	\$255,063.42
Total portfolio value		\$255,063.42
Direct Investment Account interest		\$0.00
Deposits into Direct Investment Account		\$0.00
Withdrawals from Direct Investment Account		\$0.00
Net trade flows		\$0.00
Total brokerage		\$0.00
Information service fees		\$0.00
Estimated dividends and distributions		\$6,812.01
Estimated franking credits		\$2,919.43



2021
Cash 0.07%
Holdings 99.93%



2022
Cash 0.11%
Holdings 99.89%



While every effort has been made to provide you with an accurate statement, we give no warranty of accuracy or reliability and take no responsibility for any errors or omissions including negligence by any officers, employees or agents. We encourage you to confirm the information, holdings and valuations contained herein. Information contained in the report may only relate to the period since you commenced our service.

Holdings valuation

01 Jul 2021 - 30 Jun 2022

Holdings valuation at 1 Jul 2021

\$411,649.54

Equities

ASX code	Description	Quantity	Price	Value
AMI	AURELIA FPO	10,000	\$0.410	\$4,100.00
EQT	EQUITY TR FPO	365	\$27.400	\$10,001.00
ISX	ISIGNTHIS FPO	10,400	\$1.070	\$11,128.00
MYS	MYSTATE FPO	1,152	\$4.680	\$5,391.36
NST	NTH STAR FPO	24,710	\$9.780	\$241,663.80
PBH	POINTSBET FPO	625	\$12.780	\$7,987.50
SSM	SRVSTREAM FPO	5,368	\$0.870	\$4,670.16
SZL	SEZZLE INC CDI FORUS	5,355	\$8.810	\$47,177.55
VOC	VOCUS FPO	5,133	\$5.490	\$28,180.17
Sub total				\$360,299.54

Interest Rate Securities

ASX code	Description	Quantity	Price	Value
CBAPG	CWLTH BANK NYR3QUT	290	\$104.000	\$30,160.00
CGFPC	CHALLENGER NYR3QUT	200	\$105.950	\$21,190.00
Sub total				\$51,350.00

Holdings valuation at 30 Jun 2022

\$254,782.46

Equities

ASX code	Description	Quantity	Price	Value
AMI	AURELIA FPO	10,000	\$0.255	\$2,550.00
EQT	EQUITY TR FPO	365	\$26.200	\$9,563.00
MYS	MYSTATE FPO	1,152	\$4.080	\$4,700.16
NST	NTH STAR FPO	24,710	\$6.840	\$169,016.40
PBH	POINTSBET FPO	695	\$2.680	\$1,862.60

While every effort has been made to provide you with an accurate statement, we give no warranty of accuracy or reliability and take no responsibility for any errors or omissions including negligence by any officers, employees or agents. We encourage you to confirm the information, holdings and valuations contained herein. Information contained in the report may only relate to the period since you commenced our service.

Holdings valuation (continued)

01 Jul 2021 - 30 Jun 2022

SP1	STHN X PAY FPO	10,400	\$1.070	\$11,128.00
SSM	SRVSTREAM FPO	5,368	\$0.875	\$4,697.00
SZL	SEZZLE INC CDI FORUS	5,355	\$0.260	\$1,392.30
Sub total				\$204,909.46

Interest Rate Securities

ASX code	Description	Quantity	Price	Value
CBAPG	CWLTH BANK NYR3QUT	290	\$101.700	\$29,493.00
CGFPC	CHALLENGER NYR3QUT	200	\$101.900	\$20,380.00
Sub total				\$49,873.00

While every effort has been made to provide you with an accurate statement, we give no warranty of accuracy or reliability and take no responsibility for any errors or omissions including negligence by any officers, employees or agents. We encourage you to confirm the information, holdings and valuations contained herein. Information contained in the report may only relate to the period since you commenced our service.

Holdings valuation (continued)

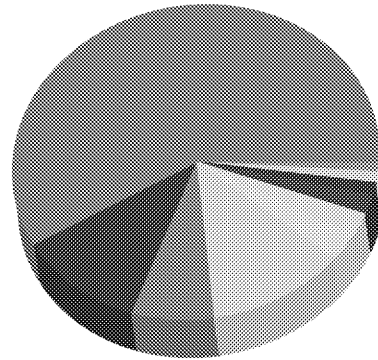
01 Jul 2021 - 30 Jun 2022

Holdings valuation at 1 Jul 2021

\$411,649.54

Holdings composition 1 Jul 2021

NST 58.71%	CGFPC 5.15%	MYS 1.31%
SZL 11.46%	ISX 2.70%	SSM 1.13%
CBAPG 7.33%	EQT 2.43%	AMI 1.00%
VOC 6.85%	PBH 1.94%	

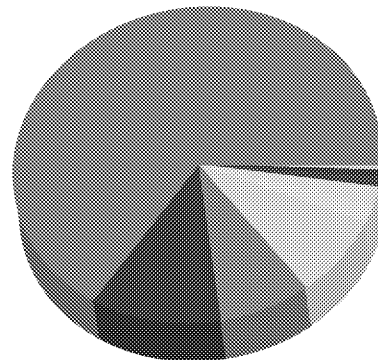


Holdings valuation at 30 Jun 2022

\$254,782.46

Holdings composition 30 Jun 2022

NST 66.34%	EQT 3.75%	PBH 0.73%
CBAPG 11.58%	MYS 1.84%	SZL 0.55%
CGFPC 8.00%	SSM 1.84%	
SP1 4.37%	AMI 1.00%	



While every effort has been made to provide you with an accurate statement, we give no warranty of accuracy or reliability and take no responsibility for any errors or omissions including negligence by any officers, employees or agents. We encourage you to confirm the information, holdings and valuations contained herein. Information contained in the report may only relate to the period since you commenced our service.

Direct Investment Account Summary

01 Jul 2021 - 30 Jun 2022



Direct Investment Account balance at start of period

\$280.96

Direct Investment Account balance at end of period

\$280.96

While every effort has been made to provide you with an accurate statement, we give no warranty of accuracy or reliability and take no responsibility for any errors or omissions including negligence by any officers, employees or agents. We encourage you to confirm the information, holdings and valuations contained herein. Information contained in the report may only relate to the period since you commenced our service.



Transaction summary

01 Jul 2021 - 30 Jun 2022

Equities

PBH POINTSBET HOLDINGS ORDINARY

Date	Type	Action	Quantity	Unit price	Trade value	Brokerage	Other fees	GST	Total value
25/01/2021	Buy	B20576623	625	\$15.9700	\$9,981.25	\$13.64	\$0.00	\$1.36	\$9,996.25
31/08/2021	In	Transfer	70	\$0.0000	\$0.00	\$0.00	\$0.00	\$0.00	\$0.00
Sub total			695						

PBHR POINTSBET HOLDINGS RTS13AUG21 FORUS

Date	Type	Action	Quantity	Unit price	Trade value	Brokerage	Other fees	GST	Total value
06/08/2021	In	Transfer	70	\$8.0000	\$560.00	\$0.00	\$0.00	\$0.00	\$560.00
19/08/2021	Out	Transfer	(70)	\$0.0000	(\$0.00)	\$0.00	\$0.00	\$0.00	(\$0.00)
Sub total			0						

VOC VOCUS GROUP LTD ORDINARY

Date	Type	Action	Quantity	Unit price	Trade value	Brokerage	Other fees	GST	Total value
08/07/2015	In	Transfer	4,614	\$0.0000	\$0.00	\$0.00	\$0.00	\$0.00	\$0.00
28/07/2016	In	Transfer	519	\$0.0000	\$0.00	\$0.00	\$0.00	\$0.00	\$0.00
22/07/2021	Out	Transfer	(5,133)	\$0.0000	(\$0.00)	\$0.00	\$0.00	\$0.00	(\$0.00)
Sub total			0						

Please note that the Transaction Date listed of any Off Market Transfers (Transfer) may not necessarily match the Date of Purchase listed on the Off Market transfer form.

While every effort has been made to provide you with an accurate statement, we give no warranty of accuracy or reliability and take no responsibility for any errors or omissions including negligence by any officers, employees or agents. We encourage you to confirm the information, holdings and valuations contained herein. Information contained in the report may only relate to the period since you commenced our service.

Brokerage & information services

01 Jul 2021 - 30 Jun 2022



There is no data for this report.

While every effort has been made to provide you with an accurate statement, we give no warranty of accuracy or reliability and take no responsibility for any errors or omissions including negligence by any officers, employees or agents. We encourage you to confirm the information, holdings and valuations contained herein. Information contained in the report may only relate to the period since you commenced our service.



Estimated dividends & distributions

01 Jul 2021 - 30 Jun 2022

CBAPG COMMONWEALTH BANK. CN 3M PER Q RD T-25

Ex div. date	Payment date	Type	Div. amount	Franking %	Balance	Franking credit	Est. dividend
06/09/2021	15/09/2021	Interim	\$0.6042	100.00%	290	\$75.09	\$175.22
06/12/2021	15/12/2021	Interim	\$0.5953	100.00%	290	\$73.99	\$172.64
04/03/2022	15/03/2022	Interim	\$0.5976	100.00%	290	\$74.27	\$173.30
06/06/2022	15/06/2022	Interim	\$0.6272	100.00%	290	\$77.95	\$181.89
Estimated sub total						\$301.30	\$703.05

CGFPC CHALLENGER LIMITED CN 3M PER Q RD T-26

Ex div. date	Payment date	Type	Div. amount	Franking %	Balance	Franking credit	Est. dividend
16/08/2021	25/08/2021	Interim	\$0.82	100.00%	200	\$70.29	\$164.00
16/11/2021	25/11/2021	Interim	\$0.81	100.00%	200	\$69.43	\$162.00
16/02/2022	25/02/2022	Interim	\$0.82	100.00%	200	\$70.29	\$164.00
16/05/2022	25/05/2022	Interim	\$0.80	100.00%	200	\$68.57	\$160.00
Estimated sub total						\$278.58	\$650.00

EQT EQUITY HL ORDINARY

Ex div. date	Payment date	Type	Div. amount	Franking %	Balance	Franking credit	Est. dividend
06/09/2021	05/10/2021	Final	\$0.47	100.00%	365	\$73.52	\$171.55
09/03/2022	29/03/2022	Interim	\$0.48	100.00%	365	\$75.09	\$175.20
Estimated sub total						\$148.61	\$346.75

While every effort has been made to provide you with an accurate statement, we give no warranty of accuracy or reliability and take no responsibility for any errors or omissions including negligence by any officers, employees or agents. We encourage you to confirm the information, holdings and valuations contained herein. Information contained in the report may only relate to the period since you commenced our service.

Estimated dividends & distributions (continued)

01 Jul 2021 - 30 Jun 2022

MYS MYSTATE LIMITED ORDINARY

Ex div. date	Payment date	Type	Div. amount	Franking %	Balance	Franking credit	Est. dividend
25/08/2021	21/09/2021	Final	\$0.13	100.00%	1,152	\$64.18	\$149.76
23/02/2022	15/03/2022	Interim	\$0.125	100.00%	1,152	\$61.71	\$144.00
Estimated sub total						\$125.89	\$293.76

NST NORTHERN STAR ORDINARY

Ex div. date	Payment date	Type	Div. amount	Franking %	Balance	Franking credit	Est. dividend
06/09/2021	29/09/2021	Final	\$0.095	100.00%	24,710	\$1,006.05	\$2,347.45
07/03/2022	29/03/2022	Interim	\$0.10	100.00%	24,710	\$1,059.00	\$2,471.00
Estimated sub total						\$2,065.05	\$4,818.45

Estimated total \$2,919.43 \$6,812.01

The information presented in this report is a general estimation and is intended as a guide for indicative purposes only. It is an extrapolation of our understanding of your holdings against publicly available dividend entitlement and payment information. It should not be considered a replacement for your own records. We encourage you to confirm the information and holdings represented here.

While every effort has been made to provide you with an accurate statement, we give no warranty of accuracy or reliability and take no responsibility for any errors or omissions including negligence by any officers, employees or agents. We encourage you to confirm the information, holdings and valuations contained herein. Information contained in the report may only relate to the period since you commenced our service.

Balance History

Currency Australian Dollar

<<

View:

CBA, I*****7505 (MR KEVIN WILLIAM HORTLE + MS MARIA ANNE HORTLE <K HORTLE SUPER FUND A/C>)

Balance as at date (dd/mm/yyyy) 30/06/2022

Displaying Balance History as at 30 Jun 2022

HIN/SRN EMP ID	Security Code	Closing Price (AUD)	Total Balance	Tradeable Balance	Total Value (AUD)
I*****7505	CBA	90.38	1,000	1,000	90,380.00

Viewing 1 - 1 of 1

Total Value: \$ 90,380.00

Transaction History

<< View:

WBC, X*****1151 (MR KEVIN WILLIAM HORTLE + MS MARIA ANNE HORTLE <K W HORTLE SUPER FUND A/C>)

Date range from (dd/mm/yyyy) 01/07/2021 to (dd/mm/yyyy) 30/06/2022

Displaying Transaction History from 01 Jul 2021 to 30 Jun 2022

Security: All Securities

HIN/SRN EMP ID	Security Code	Date	Transaction	Change	Running Balance
X*****1151	WBC	25/03/2022	Holding Net Movement (CHESS 510)	-1,367	0
X*****1151	WBOPK	25/03/2022	Holding Net Movement (CHESS 510)	-363	0
X*****1151	WBOPK	15/09/2021	Float	363	363

Viewing 1 - 3 of 3

Transaction History

Magellan Financial Group Limited

MR KEVIN WILLIAM HORTLE & - As at 27/02/2023




MR KEVIN WILLIAM HORTLE &
MS MARIA ANNE HORTLE
<K W HORTLE SUPER FUND A/C>
30 CLEWITT STREET
ZILLMERE QLD 4034

Security Class
MFGO Listed Options \$35.00 Expiring 16 April 2027

Subregister	Reference	Transaction	Date	No. of Securities	Total Securities
Closing Balance					125
CHESS	0025033035	Bonus Issue Allotment	14-Apr-2022	125	125

No prior transactions



042638 036 WDS



MR KEVIN WILLIAM HORTLE &
MS MARIA ANNE HORTLE
<K W HORTLE SUPER FUND A/C>
30 CLEWITT STREET
ZILLMERE QLD 4034

HIN WITHHELD JNT

For your security keep your SRN/HIN confidential

9 June 2022

Dear shareholder,

BHP Petroleum and Woodside merger and in specie dividend of Woodside shares to BHP shareholders

As announced to the market on 22 November 2021, BHP Group Limited (**BHP**) and Woodside Energy Group Ltd (formerly Woodside Petroleum Ltd) (**Woodside**) entered into a share sale agreement for the merger of their respective oil and gas portfolios by an all-stock merger (**Merger**). Further details of the Merger were included in Woodside's Explanatory Memorandum, Woodside's Notice of Meeting and BHP's ASX announcement, each dated 8 April 2022. Following Woodside shareholder approval of the Merger on 19 May 2022, the Merger was completed on 1 June 2022.

This letter provides details in relation to your new Woodside shareholding following the Merger. Capitalised terms in this letter have the meanings given to them in BHP's ASX announcement dated 8 April 2022 unless the context requires otherwise.

The key outcomes of the Merger for BHP shareholders are as follows:

- BHP received 914,768,948 Woodside Shares as consideration for the sale of BHP Petroleum International Pty Ltd, on completion of the Merger on 1 June 2022;
- BHP determined a fully franked in specie dividend and distributed the Woodside Shares (or an equivalent interest) to eligible BHP shareholders, on the basis of one Woodside Share for every 5.5340 BHP shares held by eligible BHP shareholders at the Record Date (in addition to retaining their existing shares in BHP);
- BHP shareholders with a registered address in South Africa or dematerialised holders who held shares through the South African branch share register as at the Record Date, received the in specie dividend of Woodside Shares on the Australian issuer sponsored sub-register or on the UK Depositary Interests (**DI**) register (as applicable), if they nominated as an Eligible SA Shareholder by confirming that they:
 - a. are permitted to receive Woodside Shares or DIs (if applicable) under all applicable laws (including for the purposes of the SA Exchange Control Rules); and
 - b. requested that Woodside Shares of DIs (if applicable) be distributed to them;
- BHP shareholders who were Selling Shareholders or deemed to be an Ineligible Overseas Shareholder, had the Woodside Shares that would have otherwise been issued to them pursuant to the in specie dividend, issued to the Sale Agent appointed by BHP, to be sold and sale proceeds distributed as soon as reasonably practicable after the last sale;
- where the calculation of the in specie dividend would have resulted in the issue of a fraction of a Woodside Share, the fractional entitlement has been rounded down to the nearest whole number; and
- Woodside Shares can be traded on the ASX, LSE Main Market (with trades settled in the form of DIs) or on the NYSE in the form of American depositary shares (**ADSs**).

Normal settlement trading of Woodside Shares issued under the distribution commenced:

- on 2 June 2022 on ASX, and on the NYSE in the form of ADSs; and
- on 6 June 2022 on the LSE.

Confirmation of your Woodside shareholding

If you are an issuer sponsored holder, your holding statement showing the issue of the new Woodside Shares is enclosed. If you are a CHESS holder, you will receive in due course your holding statement from ASX Settlement Pty Limited. A CHESS allotment confirmation notice is enclosed for your reference. BHP will issue you with a dividend statement separately on 17 June 2022, confirming the details of the value of the in specie dividend.

Please note that your issuer sponsored Securityholder Reference Number (**SRN**), or, if you are a CHESS holder, your Holder Identification Number (**HIN**), should be regarded as confidential and you should avoid disclosing it to anyone other than our registry service provider, Computershare Investor Services Pty Limited (**Computershare**), or your stockbroker. Your holding statement or CHESS allotment confirmation notice should be kept in a safe place.

Managing your Woodside shareholding

Some personal information recorded on the BHP register as at the Record Date has been applied to your Woodside Shares as part of the in specie dividend. This information includes dividend currency elections, mandates to bank or building society accounts and Global Wire payment instructions in relation to dividends paid by BHP, email addresses and instructions given to BHP in relation to notices and other communications, notings and any other binding instructions to the extent applicable.

The personal information applied to your Woodside shares can be viewed and updated online at www.computershare.com.au/easyupdate/WDS. You will need your SRN or HIN, located at the top of this letter or on your enclosed holding statement or CHESS allotment confirmation notice, to access or update any of the below details:

- view the number of Woodside Shares you hold;
- view or update your account details to receive dividends by direct credit or Global Wire; and
- view or register your email address and elect for communications to be received electronically. Woodside encourages all securityholders to opt to receive all securityholder communications in electronic form. The default option for receiving your Annual Report is via www.woodside.com.au. To receive a printed copy of your Annual Report or Sustainable Development Report, select your nomination and a copy will be sent to your registered postal address; and
- provide your Tax File Number (TFN), TFN exemptions or Australian Business Number (ABN). TFNs, TFN exemptions or ABNs from the BHP register have not been carried over to the Woodside register. Woodside may be required to withhold tax (currently at the rate of 47%) on payments made to you (including payments of dividends that are not fully franked) and remit the amounts withheld to the ATO, unless you have provided a TFN, ABN or you have informed Woodside that you are exempt from quoting your TFN or ABN (including because you are a non-Australian resident). You are not required to provide your TFN or ABN to Woodside, however you may choose to do so.

Dividend payments

Woodside dividend payments are made by mandatory direct credit for shareholders with an Australian, New Zealand, United Kingdom or United States registered address to nominated Australian, New Zealand, United Kingdom or United States financial institution accounts. If you do not have an Australian, New Zealand, United Kingdom or United States bank account or reside outside these countries, you may choose to utilise Computershare's Global Wire payment solution to receive your dividend payments in your overseas bank account. Please visit www.computershare.com.au/easyupdate/WDS to add or update your payment instructions online.

Shareholders with an Australian, New Zealand, United Kingdom or United States registered address who do not provide valid banking details or Global Wire payment instructions, will have their payment withheld (without interest) until valid payment instructions are received. You may be charged a fee to cover the cost to reissue any replacement payments.

Shareholders who reside outside of Australia, New Zealand, United Kingdom or United States will receive payment by cheque in Australian Dollars, unless valid banking instructions or Global Wire payment instructions are received.

Dividend Reinvestment Plan (DRP)

Woodside shareholders with a registered address in Australia or New Zealand, can elect to reinvest their dividend payment in additional securities through the Company's DRP. Shareholders who elect to participate in the DRP will have their dividend on some or all of their shares automatically reinvested in additional shares. Information on the DRP is available on the Woodside website. Please note that an election to participate in the DRP will override any instruction regarding dividend payments into the nominated account recorded on the Woodside shareholding.

Conversion of Woodside Shares into Woodside DIs held through CREST (in the UK)

If you wish to trade your shares on the LSE, you will need to engage a suitable UK custodian or broker who is able to trade on the LSE, and who is able to hold and settle your Woodside DIs through CREST. Once such arrangement is established, a request to have your Woodside shares delivered to the DI depositary's custodian for the issuance of Woodside DIs should be made via your custodian or broker who should contact Computershare's Global Transaction team in Australia.

It is expected that requests for conversion will ordinarily be processed within 24 hours, depending on the time of lodgement, allowing for time differences and business days in the respective jurisdictions. Computershare will not charge you a fee to convert your Woodside Shares into Woodside DIs (although a fee may be charged by market participants or any intermediaries).

Tax Implications

A general summary of relevant taxation implications, including the tax outcomes of the in specie dividend for BHP shareholders, is outlined in Appendix 1 of the BHP ASX announcement dated 8 April 2022. As this summary is general in nature, this information does not take into account the individual circumstances of particular holders and does not constitute tax advice. It is intended as a general guide only and holders should seek independent taxation advice on the tax implications based on their own individual circumstances.

Holder Inquiries


If you have any inquiries about your new Woodside shareholding, please call the Woodside Shareholder Information Line on 1300 631 206 (within Australia) or +61 3 9415 4393 (outside Australia), Monday to Friday (excluding public holidays) between 8.30am and 7.30pm (AEST).

If you have any inquiries about the in specie dividend, please contact the BHP Shareholder Information Line on 1300 503 833 (within Australia) or +61 3 9415 4188 (outside Australia), Monday to Friday (excluding public holidays) between 8.30am and 7.30pm (AEST).

If you wish to find more information about Woodside, please visit www.woodside.com.au for a comprehensive guide to our company, including annual reports, market announcements, share price data and other information.

Yours faithfully,

Warren Baillie
Company Secretary
Woodside Energy Group Ltd



WDS



MR KEVIN WILLIAM HORTLE &
MS MARIA ANNE HORTLE
<K W HORTLE SUPER FUND A/C>
30 CLEWITT STREET
ZILLMERE QLD 4034

Incorporated in Victoria

ASX Code: WDS

Security class: ORDINARY FULLY PAID SHARES

Update your information:



Online:

www.investorcentre.com/contact



By Mail:

Computershare Investor Services Pty Limited
GPO Box 2975 Melbourne
Victoria 3001 Australia

Enquiries:

(within Australia) 1300 558 507

(international) +61 3 9415 4632

Holder Identification Number (HIN)

HIN WITHHELD

Important: You will need to quote this number and name of issuer for all future dealings in these securities. Keep it safe and confidential.

Tax File Number/ABN:

Not quoted

Page Number:

1 of 1

CHESS Allotment Confirmation Notice as at 1 June 2022

**THIS ADVICE CONFIRMS THE ALLOTMENT OF 348
ORDINARY FULLY PAID SHARES IN WOODSIDE
ENERGY GROUP LTD ON 1 JUNE 2022 TO THE ABOVE
NAMED PURSUANT TO THE IN SPECIE DIVIDEND
FROM BHP GROUP LIMITED**

IF THE DETAILS ABOVE ARE INCORRECT, PLEASE ADVISE THIS OFFICE IMMEDIATELY

All correspondence to:
 Computershare Investor Services Pty Limited
 GPO Box 2975 Melbourne
 Victoria 3001 Australia
 Enquiries (within Australia) 1300 558 062
 (outside Australia) +61 3 9415 4631
 Facsimile +61 3 9473 2500
www.investorcentre.com/contact
www.computershare.com

Private and Confidential

139527 036 WES
 MR KEVIN WILLIAM HORTLE &
 MS MARIA ANNE HORTLE
 <K W HORTLE SUPER FUND A/C>
 30 CLEWITT STREET
 ZILLMERE QLD 4034

Holder Identification Number (HIN)
HIN WITHHELD

Record Date	19 November 2021
Payment Date	2 December 2021
Direct Credit Ref. No.	1031623
ASX Code	WES

2021 Return of Capital

The statement below represents your return of capital payment of A\$2.00 per share, approved by shareholders at the Wesfarmers Annual General Meeting held on Thursday 21 October 2021.

Class Description	Amount per Security	Number of Securities	Gross Payment
Ordinary Shares	A\$2.00	200	A\$400.00
Total			A\$400.00
Total Payment			A\$400.00

Important Notes

1. In accordance with your instructions, the return of capital payment was directly credited to your bank account as shown below. If payment cannot be made to the account listed below, the return of capital amount will be withheld pending receipt of your valid direct credit payment instructions.
2. You should retain this statement to assist you in preparing your tax return.
3. Shareholders should obtain their own professional advice on the tax implications of this payment.



Help Wesfarmers to help the environment

To apply for online statements, or to view or update your security holding details please visit: www.wesdirect.com.au. When in Wesdirect, log in as an existing user with your user ID or register as a new user by creating a login using your SRN/HIN and postcode (if within Australia) or country (if outside Australia). For security purposes, if you wish to update your information you will be required to register by choosing a user ID and password.

Your Payment Instruction

JBWERE CASH TRUST
 BSB: 083-847 Account number: XXXXXXXX47

Amount Deposited

A\$400.00



PointsBet Holdings Limited
ABN 68 621 179 351

005451 000 PBH



MR KEVIN WILLIAM HORTLE &
MS MARIA ANNE HORTLE
<K W HORTLE SUPER FUND A/C>
30 CLEWITT STREET
ZILLMERE QLD 4034

Incorporated in Victoria

ASX Code PBH

Security class: ORDINARY FULLY PAID SHARES

Update your information:



Online:

www.investorcentre.com/contact



By Mail:

Computershare Investor Services Pty Limited
GPO Box 2975 Melbourne
Victoria 3001 Australia

Enquiries:

(within Australia) 1300 850 505
(international) +61 3 9415 4000

Holder Identification Number (HIN)

HIN WITHHELD

Important: You will need to quote this number and name of issuer for all future dealings in these securities. Keep it safe and confidential.

Tax File Number/ABN:

TFN quoted

Page Number:

1 of 1

CHESS Allotment Confirmation Notice as at 31 August 2021

**THIS ADVICE CONFIRMS THE ALLOTMENT OF 70
ORDINARY FULLY PAID SHARES IN POINTSBET
HOLDINGS LIMITED ON 31 AUGUST 2021 TO THE
ABOVE NAMED PURSUANT TO THE RETAIL
ENTITLEMENT OFFER.**

IF THE DETAILS ABOVE ARE INCORRECT, PLEASE ADVISE THIS OFFICE IMMEDIATELY

K W Hortle Superannuation Fund

Ledger Entries Report for the year ending 30 June, 2022

Page 1 of 1

28/02/2023

8:54

Date	Trans No	Chq/Rec	Description	Code	Debit	Credit
Account number 3126 - Sundry creditors						
01/07/2021	000000001	J	Opening balance			2,262.70
30/06/2022	000000175	J	Audit fees paid personally			275.00
Total						<u>2,537.70</u>

2020 audit/account fees
expenses paid by member
reimbursable to member

K W Hortle Superannuation Fund
Member's Information Statement
For the year ended 30 June 2022

	2022 \$	2021 \$
<hr/> Kevin William Hortle		
Opening balance - Members fund	1,886,243.93	1,762,177.48
Allocated earnings	(247,627.04)	166,134.88
Income tax expense - earnings	(903.67)	(568.43)
Benefits paid	(44,500.00)	(41,500.00)
Balance as at 30 June 2022	<u>1,593,213.22</u>	<u>1,886,243.93</u>
Withdrawal benefits at the beginning of the year	1,886,243.93	1,762,177.48
Withdrawal benefits at 30 June 2022	1,593,213.22	1,886,243.93

Withdrawal Benefit

Your withdrawal benefit is the amount you are entitled to on resignation or retirement and represent the sum of:

- member contributions
- superannuation guarantee contributions
- award contributions
- other employer contributions made on your behalf

and earnings (after income tax) associated with the above contributions.

The preserved portion of your withdrawal benefit is the amount which cannot be paid out until you permanently retire from the workforce on or after age 55. The preservation age is to be increased from 55 to 60, on a phased in basis, by 2025.

Contact Details

If you require further information on your withdrawal benefit please contact Kevin William Hortle or write to The Trustee, K W Hortle Superannuation Fund.

K W Hortle Superannuation Fund
Member's Information Statement
For the year ended 30 June 2022

	2022	2021
	\$	\$
<hr/>		
Amounts Allocatable to Members		
Yet to be allocated at the beginning of the year		
Benefits accrued as a result of operations as per the operating statement	(248,530.71)	165,566.45
Benefits paid	(44,500.00)	(41,500.00)
Amount allocatable to members	<u>(293,030.71)</u>	<u>124,066.45</u>
Allocation to members		
Kevin William Hortle	(293,030.71)	124,066.45
Total allocation	(293,030.71)	124,066.45
Yet to be allocated	<u>(293,030.71)</u>	<u>124,066.45</u>
Members Balances		
Kevin William Hortle	1,593,213.22	1,886,243.93
Allocated to members accounts	1,593,213.22	1,886,243.93
Yet to be allocated	<u>1,593,213.22</u>	<u>1,886,243.93</u>
Liability for accrued members benefits	<u>1,593,213.22</u>	<u>1,886,243.93</u>

These financial statements are unaudited. They must be read in conjunction with the attached Accountant's Compilation Report and Notes which form part of these financial statements.

K W HORTLE SUPERANNUATION FUND

MEMBER'S STATEMENT

Kevin Hortle	Date of Birth	21-Dec-48
30 Clewitt St	TFN	671 685 624
Zillmere QLD 4034	Date Joined	11-Aug-03
	Member Mode	Pension
	Service Date	1-Jul-15

Total Benefits

Comprising:

- Preserved	-
- Restricted Non Preserved	-
- Unrestricted Non Preserved	1,593,213.22

Including:

- Taxed Component	1,593,213.22
- Untaxed Component	-
- Tax Free Proportion %	0.00%
- Tax Free Component	-

Pension Account

Opening Balance 1 July 2021	1,774,592.81
Less:	
Pensions Paid	44,500.00
Add:	
Share of Net Income	-232,969.43
Members Pension Account Balance 30 June 2022	1,497,123.38

Accumulation Account

Opening Balance 1 July 2021	111,651.12
Less:	
Income Tax	903.67
Add:	
Share of Net Income	-14,657.61
Members Accumulation Account Balance 30 June 2022	96,089.84

K W Hortle Superannuation Fund
Member's Information Statement
For the year ended 30 June 2021

	2021 \$	2020 \$
<hr/> Kevin William Hortle		
Opening balance - Members fund	1,762,177.48	1,786,531.94
Allocated earnings	166,134.88	18,354.04
Income tax expense - earnings	(568.43)	(508.50)
Benefits paid	(41,500.00)	(42,200.00)
Balance as at 30 June 2021	<u>1,886,243.93</u>	<u>1,762,177.48</u>
Withdrawal benefits at the beginning of the year	1,762,177.48	1,786,531.94
Withdrawal benefits at 30 June 2021	1,886,243.93	1,762,177.48

Withdrawal Benefit

Your withdrawal benefit is the amount you are entitled to on resignation or retirement and represent the sum of:

- member contributions
- superannuation guarantee contributions
- award contributions
- other employer contributions made on your behalf

and earnings (after income tax) associated with the above contributions.

The preserved portion of your withdrawal benefit is the amount which cannot be paid out until you permanently retire from the workforce on or after age 55. The preservation age is to be increased from 55 to 60, on a phased in basis, by 2025.

Contact Details

If you require further information on your withdrawal benefit please contact Kevin William Hortle or write to The Trustee, K W Hortle Superannuation Fund.

K W Hortle Superannuation Fund
Member's Information Statement
For the year ended 30 June 2021

	2021 \$	2020 \$
Amounts Allocatable to Members		
Yet to be allocated at the beginning of the year		
Benefits accrued as a result of operations as per the operating statement	165,566.45	17,845.54
Benefits paid	(41,500.00)	(42,200.00)
Amount allocatable to members	<u>124,066.45</u>	<u>(24,354.46)</u>
Allocation to members		
Kevin William Hortle	<u>124,066.45</u>	<u>(24,354.46)</u>
Total allocation	124,066.45	(24,354.46)
Yet to be allocated	<u>124,066.45</u>	<u>(24,354.46)</u>
Members Balances		
Kevin William Hortle	<u>1,886,243.93</u>	<u>1,762,177.48</u>
Allocated to members accounts	1,886,243.93	1,762,177.48
Yet to be allocated	<u>1,886,243.93</u>	<u>1,762,177.48</u>
Liability for accrued members benefits	<u>1,886,243.93</u>	<u>1,762,177.48</u>

These financial statements are unaudited. They must be read in conjunction with the attached Accountant's Compilation Report and Notes which form part of these financial statements.

K W HORTLE SUPERANNUATION FUND

MEMBER'S STATEMENT

Kevin Hortle	Date of Birth	21-Dec-48
30 Clewitt St	TFN	671 685 624
Zillmere QLD 4034	Date Joined	11-Aug-03
	Member Mode	Pension
	Service Date	1-Jul-15

Total Benefits

Comprising:

- Preserved	-
- Restricted Non Preserved	-
- Unrestricted Non Preserved	1,886,243.93

Including:

- Taxed Component	1,886,243.93
- Untaxed Component	-
- Tax Free Proportion %	0.00%
- Tax Free Component	-

Pension Account

Opening Balance 1 July 2020	1,659,626.27
Less:	
Pensions Paid	41,500.00
Add:	
Share of Net Income	156,466.54
Members Pension Account Balance 30 June 2021	1,774,592.81

Accumulation Account

Opening Balance 1 July 2020	102,551.21
Less:	
Income Tax	568.43
Add:	
Share of Net Income	9,668.34
Members Accumulation Account Balance 30 June 2021	111,651.12

K W HORTLE SUPERANNUATION FUND

YEAR END 30 JUNE 2022

TAX RECONCILIATION

INCOME	TOTAL	TAXABLE
Interest	960.58	960.58
Foreign Income		0.00
Capital Gain (Loss)	-46,455.15	0.00
Members Contribution		0.00
Dividends - Franked	98,238.25	98,238.25
Dividends - Unfranked	4,950.48	4,950.48
Trust Distribution		0.00
Shares value movement	-300,765.60	0.00
Other fixed inter't securities		0.00
Managed Funds		0.00
Non taxable	-2,085.60	0.00
TOTAL INCOME	-245,157.04	104,149.31
EXPENSES		
Accounting Fees	1,936.00	1,936.00
Audit Fees	275.00	275.00
Fees	259.00	259.00
Subscriptions		0.00
TOTAL EXPENSES	2,470.00	2,470.00
NET INCOME	-247,627.04	101,679.31
ACTUARIAL TAX FREE %		94.075
TAXABLE INCOME		6,024.50
X 15%		903.67
LESS TAX PAID		
Franking Credits		29,311.50
Withholding Tax		0.00
PAYG Installments		0.00
TAX PAYABLE		-28,407.83

28 February 2023**Reference number: 124785197**

The Trustees
K W Hortle Superannuation Fund
c/o Gotax
SHOP 8, 718-722 GYMPIE RD
LAWNTON QLD 4501

Dear Trustees,

SECTION 295.390 ACTUARY'S CERTIFICATE OF EXEMPT INCOME

This certificate has been prepared for the Trustees of K W Hortle Superannuation Fund to certify the exempt income proportion in accordance with section 295.390 of the Income Tax Assessment Act ("ITAA") 1997 for the 2021/22 income year.

I hereby certify that the proportion of the applicable income of K W Hortle Superannuation Fund ("the Fund") for the year ending 30 June 2022 that should be exempt from income tax is: **94.075%**


This exempt income proportion does not apply to income earned on segregated current pension assets and segregated non-current assets.

Further details of my calculation and the information on which it is based are contained in the appendices and covering email. These form part of my report and should be read in their entirety.

- ◆ Appendix A: Information used to calculate the exempt income proportion
- ◆ Appendix B: Fund liabilities
- ◆ Appendix C: Exempt current pension income result and adequacy opinion
- ◆ Appendix D: Apportioning expenses

I confirm that this actuarial certificate has been prepared in accordance with Professional Standard 406 issued by the Institute of Actuaries of Australia and other relevant professional standards and guidance notes.

Yours sincerely,



Doug McBirnie, B.Sc. (Hons), FIAA

K W HORTLE SUPERANNUATION FUND

YEAR END 30 JUNE 2021

TAX RECONCILIATION

INCOME	TOTAL	TAXABLE
Interest	1,292.36	1,292.36
Foreign Income		0.00
Capital Gain (Loss)	-10,788.69	0.00
Members Contribution		0.00
Dividends - Franked	58,587.17	58,587.17
Dividends - Unfranked	7,664.82	7,664.82
Trust Distribution		0.00
Shares value movement	111,900.92	0.00
Other fixed inter't securities		0.00
Managed Funds		0.00
Incentive payment		0.00
TOTAL INCOME	168,656.58	67,544.35
EXPENSES		
Accounting Fees	1,932.70	1,932.70
Audit Fees	330.00	330.00
Fees	259.00	259.00
Subscriptions		0.00
TOTAL EXPENSES	2,521.70	2,521.70
NET INCOME	166,134.88	65,022.65
ACTUARIAL TAX FREE %		94.172
TAXABLE INCOME		3,789.52
X 15%		568.43
LESS TAX PAID		
Franking Credits		17,576.17
Withholding Tax		0.00
PAYG Installments		0.00
TAX PAYABLE		-17,007.74



Australian Government
Australian Taxation Office

Agent GO TAX
Client K W HORTLE SUPERANNUATION
FUND
ABN 18 169 669 083
TFN 763 117 506

Income tax 551

Date generated	23 February 2023
Overdue	\$0.00
Not yet due	\$0.00
Balance	\$0.00

Transactions

2 results found - from **01 July 2021** to **30 June 2022** sorted by **processed date** ordered **oldest to newest**

Processed date	Effective date	Description	Debit (DR)	Credit (CR)	Balance
13 Jan 2022	13 Jan 2022	Tax return Self Man Superfund - Income Tax for the period from 01 Jul 20 to 30 Jun 21		\$16,748.74	\$16,748.74 CR
13 Jan 2022	18 Jan 2022	EFT refund for Income Tax for the period from 01 Jul 20 to 30 Jun 21	\$16,748.74		\$0.00

K W HORTLE SUPERANNUATION FUND

YEAR END 30 JUNE 2022

CAPITAL LOSS SCHEDULE

Carried forward from 2021	230,431.69
---------------------------	------------

Less gains made during 2022

Vocus	8,525.23
Redcape Hotel	324.00
lend Lease	1,390.64
Endeavour	875.86
Virgin money UK	2,227.51
Challenger	2,311.95
	<hr/>
	15,655.19

Add losses made during 2022

Woolworths	7,684.70
McPhersons	14,383.64
Harmony	13,575.00
JB HiFi	6,467.00
Virgin notes	20,000.00
	<hr/>
	62,110.34

Carry forward to 2023	276,886.84
-----------------------	------------

K W HORTLE SUPERANNUATION FUND

YEAR END 30 JUNE 2021

CAPITAL LOSS SCHEDULE

Carried forward from 2020	219,643.00
---------------------------	------------

Less gains made during 2021

Lynas Corp	6,842.16
------------	----------

Options	3,253.69
---------	----------

10,095.85

Add losses made during 2021

New Hope Corp	16,970.00
---------------	-----------

Caltex	3,914.54
--------	----------

20,884.54

Carry forward to 2021	230,431.69
------------------------------	-------------------