

Compliance Workpapers
CJ & WA Claring-Bould Super Fund
Financial Year - 2023



Fund Details

Fund Name	CJ & WA Claring-Bould Super Fund
Contact no	
Financial Year	2023
Established Date	04/11/2013
ABN	63 366 141 794
TFN	954814751
Trustee Type	Corporate
Trustees	CJ & WA Claring-Bould Pty Ltd
ACN	167084988

Statement of Financial Position

Assets	Qty	2023	2022	Change (\$)	Change (%)	
Investments	0.00	838,437.25	691,961.86	146,475.39	21.17	WP-1 WP-2
Shares in Listed Companies	0.00	775,827.25	623,571.86	152,255.39	24.42	
Telstra Group Limited	10,000.00	43,000.00	26,950.00	16,050.00	59.55	WP-1
AGL Energy Limited	3,000.00	32,430.00	16,500.00	15,930.00	96.55	WP-1
BKI Investment Company Limited	62,049.00	107,034.52	83,000.00	24,034.52	28.96	WP-1
Commonwealth Bank Of Australia	500.00	50,135.00	45,190.00	4,945.00	10.94	WP-1
CSL Limited	229.00	63,520.02	61,614.74	1,905.28	3.09	WP-1
Endeavour Group Limited	5,000.00	31,550.00	22,710.00	8,840.00	38.93	WP-1
Pm Capital Global Opportunities Fund Limited	71,435.00	126,797.12	91,200.00	35,597.12	39.03	WP-1
Rio Tinto Limited	400.00	45,876.00	41,080.00	4,796.00	11.67	WP-1
Santos Limited	6,000.00	45,120.00	44,520.00	600.00	1.35	WP-1
Vgi Partners Global Investments Limited	13,250.00	21,531.25	19,477.50	2,053.75	10.54	WP-1
Washington H Soul Pattinson & Company Limited	3,353.00	106,558.34	78,929.62	27,628.72	35.00	WP-1
Westpac Banking Corporation	2,000.00	42,680.00	39,000.00	3,680.00	9.44	WP-1
Woolworths Group Limited	1,500.00	59,595.00	53,400.00	6,195.00	11.60	WP-1
Stapled Securities	0.00	62,610.00	68,390.00	-5,780.00	8.45	
APA Group	4,000.00	38,760.00	45,080.00	-6,320.00	14.02	WP-1
Scentre Group	9,000.00	23,850.00	23,310.00	540.00	2.32	WP-1
Other Assets	0.00	67,921.54	58,337.76	9,583.78	16.43	

Assets	Qty	2023	2022	Change (\$)	Change (%)	
Cash At Bank	0.00	63,851.51	60,090.46	3,761.05	6.26	
ANZ Bank Account	0.00	63,851.51	60,090.46	3,761.05	6.26	WP-1
Current Tax Assets	0.00	4,028.89	-1,798.47	5,827.36	324.02	WP-1 WP-2 WP-3
Foreign Tax Credits	0.00	6.66	3.27	3.39	103.67	
Stapled Securities	0.00	6.66	3.27	3.39	103.67	
Scentre Group	0.00	6.66	3.27	3.39	103.67	
Franking Credits	0.00	11,891.13	14,924.21	-3,033.08	20.32	
Shares in Listed Companies	0.00	11,451.02	14,396.05	-2,945.03	20.46	
Telstra Group Limited	0.00	619.29	253.72	365.57	144.08	
BKI Investment Company Limited	0.00	1,896.43	1,500.00	396.43	26.43	
Commonwealth Bank Of Australia	0.00	900.00	803.57	96.43	12.00	
CSL Limited	0.00	17.25	12.94	4.31	33.31	
Endeavour Group Limited	0.00	405.43	250.71	154.72	61.71	
Milton Corporation Limited	0.00	0.00	3,471.43	-3,471.43	100.00	
Pm Capital Global Opportunities Fund Limited	0.00	2,816.46	2,571.42	245.04	9.53	
Rio Tinto Limited	0.00	1,217.47	2,439.26	-1,221.79	50.09	
Santos Limited	0.00	0.00	410.39	-410.39	100.00	
Vgi Partners Global Investments Limited	0.00	442.92	567.86	-124.94	22.00	
Washington H Soul Pattinson & Company Limited	0.00	1,350.78	934.05	416.73	44.62	

Assets	Qty	2023	2022	Change (\$)	Change (%)	
Westpac Banking Corporation	0.00	1,148.57	777.85	370.72	47.66	
Woolworths Group Limited	0.00	636.42	402.85	233.57	57.98	
Stapled Securities	0.00	440.11	528.16	-88.05	16.67	
APA Group	0.00	253.92	161.65	92.27	57.08	
Scentre Group	0.00	186.19	114.64	71.55	62.41	
Spark Infrastructure Group	0.00	0.00	251.87	-251.87	100.00	
Income Tax Instalments Paid	0.00	6,610.00	4,684.00	1,926.00	41.12	
Provision for Income Tax	0.00	-14,478.90	-21,409.95	6,931.05	32.37	
Receivables	0.00	41.14	45.77	-4.63	10.12	
Investment Income Receivable	0.00	41.14	45.77	-4.63	10.12	
Distributions	0.00	41.14	45.77	-4.63	10.12	
Stapled Securities	0.00	41.14	45.77	-4.63	10.12	
APA Group	0.00	41.14	45.77	-4.63	10.12	
Total Assets	0.00	906,358.79	750,299.62	156,059.17	20.80	

Liabilities	Qty	2023	2022	Change (\$)	Change (%)	
Other Taxes Payable	0.00	1,653.00	1,171.00	482.00	41.16	
Activity Statement Payable/Refundable	0.00	1,653.00	1,171.00	482.00	41.16	WP-1
Total Liabilities	0.00	1,653.00	1,171.00	482.00	41.16	

Member Entitlements	Qty	2023	2022	Change (\$)	Change (%)	
Member Entitlement Accounts	0.00	904,705.79	749,128.62	155,577.17	20.77	WP-1 WP-2
Mr Colin Claring-Bould	0.00	635,458.19	534,622.05	100,836.14	18.86	
Accumulation	0.00	635,458.19	534,622.05	100,836.14	18.86	
Mrs Wendy Claring-Bould	0.00	269,247.60	214,506.57	54,741.03	25.52	
Accumulation	0.00	269,247.60	214,506.57	54,741.03	25.52	
Total Member Entitlements	0.00	904,705.79	749,128.62	155,577.17	20.77	

Operating Statement

Income	2023	2022	Change (\$)	Change (%)	
Investment Gains	72,075.55	-52,537.02	124,612.57	237.19	
Increase in Market Value	72,075.55	-106,409.67	178,485.22	167.73	WP-1
Shares in Listed Companies	77,855.55	-110,936.63	188,792.18	170.18	
Telstra Group Limited	4,075.00	58.00	4,017.00	6,925.86	
AGL Energy Limited	7,922.66	100.00	7,822.66	7,822.66	
BKI Investment Company Limited	4,034.52	2,000.00	2,034.52	101.73	
Commonwealth Bank Of Australia	4,945.00	-4,745.00	9,690.00	204.21	
CSL Limited	1,905.28	-2,460.59	4,365.87	177.43	
Endeavour Group Limited	-5,577.50	4,468.28	-10,045.78	224.82	
Milton Corporation Limited	0.00	-31,446.14	31,446.14	100.00	
Pm Capital Global Opportunities Fund Limited	15,597.12	-3,300.00	18,897.12	572.64	
Rio Tinto Limited	4,796.00	-9,576.00	14,372.00	150.08	
Santos Limited	600.00	1,980.00	-1,380.00	69.70	
Vgi Partners Global Investments Limited	2,053.75	-12,985.00	15,038.75	115.82	
Washington H Soul Pattinson & Company Limited	27,628.72	-49,154.98	76,783.70	156.21	
Westpac Banking Corporation	3,680.00	-9,730.00	13,410.00	137.82	
Woolworths Group Limited	6,195.00	3,854.80	2,340.20	60.71	
Stapled Securities	-5,780.00	4,526.96	-10,306.96	227.68	
APA Group	-6,320.00	6,308.17	-12,628.17	200.19	
Scentre Group	540.00	-1,350.00	1,890.00	140.00	

Income	2023	2022	Change (\$)	Change (%)	
Spark Infrastructure Group	0.00	-431.21	431.21	100.00	
Realised Capital Gains	0.00	53,872.65	-53,872.65	100.00	WP-1
Shares in Listed Companies	0.00	46,130.74	-46,130.74	100.00	
Milton Corporation Limited	0.00	46,130.74	-46,130.74	100.00	
Stapled Securities	0.00	7,741.91	-7,741.91	100.00	
Spark Infrastructure Group	0.00	7,741.91	-7,741.91	100.00	
Investment Income	45,524.92	53,914.39	-8,389.47	15.56	WP-1 WP-2
Distributions	4,019.64	4,109.70	-90.06	2.19	WP-1
Stapled Securities	4,019.64	4,109.70	-90.06	2.19	
APA Group	2,409.29	1,207.42	1,201.87	99.54	WP-1
Scentre Group	1,610.35	1,400.41	209.94	14.99	WP-1
Spark Infrastructure Group	0.00	1,501.87	-1,501.87	100.00	
Dividends	41,500.23	49,797.12	-8,296.89	16.66	
Shares in Listed Companies	41,500.23	49,797.12	-8,296.89	16.66	
Telstra Group Limited	2,064.29	845.72	1,218.57	144.09	
AGL Energy Limited	440.00	1,000.00	-560.00	56.00	
BKI Investment Company Limited	6,321.43	5,000.00	1,321.43	26.43	
Commonwealth Bank Of Australia	3,000.00	2,678.57	321.43	12.00	
CSL Limited	791.21	640.81	150.40	23.47	
Endeavour Group Limited	1,351.43	835.71	515.72	61.71	

Income	2023	2022	Change (\$)	Change (%)	
Milton Corporation Limited	0.00	11,571.43	-11,571.43	100.00	
Pm Capital Global Opportunities Fund Limited	9,388.21	8,571.42	816.79	9.53	
Rio Tinto Limited	4,058.23	8,130.86	-4,072.63	50.09	
Santos Limited	1,997.42	1,580.54	416.88	26.38	
Vgi Partners Global Investments Limited	1,635.42	1,892.86	-257.44	13.60	
Washington H Soul Pattinson & Company Limited	4,502.60	3,113.50	1,389.10	44.62	
Westpac Banking Corporation	3,828.57	2,592.85	1,235.72	47.66	
Woolworths Group Limited	2,121.42	1,342.85	778.57	57.98	
Interest	5.05	7.57	-2.52	33.29	
Cash At Bank	5.05	7.57	-2.52	33.29	
ANZ Bank Account	5.05	7.57	-2.52	33.29	
Member Receipts	55,000.00	55,000.00	0.00	0.00	
Contributions	55,000.00	55,000.00	0.00	0.00	WP-1 WP-2
Member	55,000.00	55,000.00	0.00	0.00	
Personal Concessional	55,000.00	55,000.00	0.00	0.00	
Mr Colin Claring-Bould	27,500.00	27,500.00	0.00	0.00	
Mrs Wendy Claring-Bould	27,500.00	27,500.00	0.00	0.00	
Total Income	172,600.47	56,377.37	116,223.10	206.15	
Expenses	2023	2022	Change (\$)	Change (%)	
Other Expenses	2,544.40	4,002.64	-1,458.24	36.43	

Expenses	2023	2022	Change (\$)	Change (%)	
Accountancy Fee	2,226.40	1,617.00	609.40	37.69	
ASIC Fee	59.00	56.00	3.00	5.36	
Bank Fees	0.00	2.20	-2.20	100.00	
Cash At Bank	0.00	2.20	-2.20	100.00	
ANZ Bank Account	0.00	2.20	-2.20	100.00	
General Expenses	0.00	2,068.44	-2,068.44	100.00	
Shares in Listed Companies	0.00	2,068.44	-2,068.44	100.00	
Rio Tinto Limited	0.00	2,068.44	-2,068.44	100.00	
SMSF Supervisory Levy	259.00	259.00	0.00	0.00	
Total Expenses	2,544.40	4,002.64	-1,458.24	36.43	
Income Tax	2023	2022	Change (\$)	Change (%)	
Income Tax Expense	14,478.90	21,409.95	-6,931.05	32.37	WP-1 WP-2
Income Tax Expense	14,478.90	21,409.95	-6,931.05	32.37	
Total Income Tax	14,478.90	21,409.95	-6,931.05	32.37	
Net Profit(Loss) Total	155,577.17	30,964.78			

Market Value

Current Status : Good to Go Prior Status : N/A					Prepared By : N/A	Reviewed By : N/A
Security Code	Security Name	Source Price	Units	Market Price	Market Value	
SECURITY						
AGL	AGL Energy Limited	10.81	3,000.00	10.81	32,430.00	
APA	APA Group	9.69	4,000.00	9.69	38,760.00	
BKI	BKI Investment Company Limited	1.73	62,049.00	1.73	107,034.52	
CBA	Commonwealth Bank Of Australia	100.27	500.00	100.27	50,135.00	
CSL	CSL Limited	277.38	229.00	277.38	63,520.02	
EDV	Endeavour Group Limited	6.31	5,000.00	6.31	31,550.00	
PGF	Pm Capital Global Opportunities Fund Limited	1.77	71,435.00	1.77	126,797.12	
RIO	Rio Tinto Limited	114.69	400.00	114.69	45,876.00	
SCG	Scentre Group	2.65	9,000.00	2.65	23,850.00	
SOL	Washington H Soul Pattinson & Company Limited	31.78	3,353.00	31.78	106,558.34	
STO	Santos Limited	7.52	6,000.00	7.52	45,120.00	
TLS	Telstra Group Limited	4.30	10,000.00	4.30	43,000.00	
VG1	Vgi Partners Global Investments Limited	1.62	13,250.00	1.62	21,531.25	
WBC	Westpac Banking Corporation	21.34	2,000.00	21.34	42,680.00	
WOW	Woolworths Group Limited	39.73	1,500.00	39.73	59,595.00	

Preservation Components for Member above 65

				Current Status : Good to Go Prior Status : N/A	Prepared By : N/A	Reviewed By : N/A
	Account Name	Account Type	Preserved Amount	Restricted Non-Preserved Amount	Unrestricted Non-Preserved Amount	
Mr Colin Claring-Bould (Age: 69 at 30/06/2023)						
	Accumulation	Accumulation	0.00	0.00	635,458.19	
Mrs Wendy Claring-Bould (Age: 67 at 30/06/2023)						
	Accumulation	Accumulation	0.00	0.00	269,247.60	

Lump Sum Payment - Good to Go

Great news! After review there is nothing that requires your attention.

Tax Component Verification (Accumulation)

		Current Status : Good to Go Prior Status : N/A	Prepared By : N/A	Reviewed By : N/A
	Account Name		Prior Year Tax Free Amount	Current Year Tax Free Amount
Mr Colin Claring-Bould (Age: 69 at 30/06/2023)				
	Accumulation		292,915.65	292,915.65
Mrs Wendy Claring-Bould (Age: 67 at 30/06/2023)				
	Accumulation		65,117.66	65,117.66

Work Test

		Current Status : Good to Go Prior Status : Warning	Prepared By : N/A	Reviewed By : N/A
	Current Year Contributions		Concessional	Non-Concessional
<p>Mr Colin Claring-Bould</p> <p>Date of Birth: 22/06/1954 (Age: 69 at 30/06/2023)</p>				
	Caps		27,500.00	110,000.00
	Cumulative available unused cap		0.00	0.00
	Maximum cap available		27,500.00	110,000.00
	Contributions made (to this fund)		27,500.00	0.00
	Contributions made (to other fund)		0.00	0.00
	Contributions as allocated		27,500.00	0.00
	Amount above caps		0.00	0.00
<p>Mrs Wendy Claring-Bould</p> <p>Date of Birth: 03/06/1956 (Age: 67 at 30/06/2023)</p>				
	Caps		27,500.00	110,000.00
	Cumulative available unused cap		0.00	0.00
	Maximum cap available		27,500.00	110,000.00
	Contributions made (to this fund)		27,500.00	0.00
	Contributions made (to other fund)		0.00	0.00
	Contributions as allocated		27,500.00	0.00
	Amount above caps		0.00	0.00

Contribution Cap Limit

		Current Status : Good to Go Prior Status : N/A	Prepared By : N/A	Reviewed By : N/A
	Current Year Contributions		Concessional	Non-Concessional
Mr Colin Claring-Bould Date of Birth: 22/06/1954 (Age: 68 at 30/06/2023)				
	Caps		27,500.00	110,000.00
	Cumulative available unused cap		0.00	0.00
	Maximum cap available		27,500.00	110,000.00
	Contributions made (to this fund)		27,500.00	0.00
	Contributions made (to other fund)		0.00	0.00
	Contributions as allocated		27,500.00	0.00
	Amount above caps		0.00	0.00
Mrs Wendy Claring-Bould Date of Birth: 03/06/1956 (Age: 66 at 30/06/2023)				
	Caps		27,500.00	110,000.00
	Cumulative available unused cap		0.00	0.00
	Maximum cap available		27,500.00	110,000.00
	Contributions made (to this fund)		27,500.00	0.00
	Contributions made (to other fund)		0.00	0.00
	Contributions as allocated		27,500.00	0.00
	Amount above caps		0.00	0.00

Negative Balance - Good to Go

Great news! After review there is nothing that requires your attention.

Contra Bank Entries - Good to Go

Great news! After review there is nothing that requires your attention.

Income Comparison

Current Status : Good to Go Prior Status : Warning					Prepared By : N/A	Reviewed By : N/A
Date	Income Type	Total Income	Franking Credit	Estimated Income	Estimated Franking Credit	
APA : APA Group (ASX:APA)						
01/07/2022	Distribution	0.00	0.00	1,074.23	108.15	
14/09/2022	Distribution	1,074.23	0.00	0.00	0.00	
29/12/2022	Distribution	1,040.00	0.00	1,040.00	145.79	
SCG : Scentre Group (ASX:SCG)						
15/08/2022	Distribution	675.00	0.00	675.00	0.14	
16/02/2023	Distribution	742.50	0.00	742.50	185.90	
CSL : CSL Limited (ASX:CSL)						
05/10/2022	Dividend	402.65	17.25	402.65	17.26	

Benefits Paid to Member < 60 - Good to Go

Great news! After review there is nothing that requires your attention.

Retirement Condition - Good to Go

Great news! After review there is nothing that requires your attention.

Pension Limit - Not Applicable

The system did not find any data to process.

Tax Effective Allocation of Pension Payment (Member Level) - Not Applicable

The system did not find any data to process.

Preservation Components - Not Applicable

The system did not find any data to process.

Tax Component Verification (Pension) - Not Applicable

The system did not find any data to process.

Tax Effective Allocation of Pension Payment (Pension Account Level) - Not Applicable

The system did not find any data to process.

General Ledger

Date	Description	Quantity	Debits	Credits	Balance
Member Receipts / Contributions / Member / Personal Concessional / Mr Colin Claring-Bould					
01/07/2022	Opening Balance	0.00	0.00	0.00	0.00
20/04/2023	TRANSFER FROM C-B HOLDINGS COLIN S/F PAYMENT	0.00	0.00	27,500.00	27,500.00
30/06/2023	Closing Balance	0.00	0.00	0.00	27,500.00
Member Receipts / Contributions / Member / Personal Concessional / Mrs Wendy Claring-Bould					
01/07/2022	Opening Balance	0.00	0.00	0.00	0.00
02/05/2023	PAYMENT FROM WENDY MURCHLAND	0.00	0.00	27,500.00	27,500.00
30/06/2023	Closing Balance	0.00	0.00	0.00	27,500.00
Investment Gains / Increase in Market Value / Shares in Listed Companies / Telstra Group Limited					
01/07/2022	Opening Balance	0.00	0.00	0.00	0.00
30/06/2023	Market Value Adjustment	0.00	0.00	4,075.00	4,075.00
30/06/2023	Closing Balance	0.00	0.00	0.00	4,075.00
Investment Gains / Increase in Market Value / Shares in Listed Companies / AGL Energy Limited					
01/07/2022	Opening Balance	0.00	0.00	0.00	0.00
30/06/2023	Market Value Adjustment	0.00	0.00	7,922.66	7,922.66
30/06/2023	Closing Balance	0.00	0.00	0.00	7,922.66
Investment Gains / Increase in Market Value / Shares in Listed Companies / BKI Investment Company Limited					
01/07/2022	Opening Balance	0.00	0.00	0.00	0.00

Date	Description	Quantity	Debits	Credits	Balance
30/06/2023	Market Value Adjustment	0.00	0.00	4,034.52	4,034.52
30/06/2023	Closing Balance	0.00	0.00	0.00	4,034.52
Investment Gains / Increase in Market Value / Shares in Listed Companies / Commonwealth Bank Of Australia					
01/07/2022	Opening Balance	0.00	0.00	0.00	0.00
30/06/2023	Market Value Adjustment	0.00	0.00	4,945.00	4,945.00
30/06/2023	Closing Balance	0.00	0.00	0.00	4,945.00
Investment Gains / Increase in Market Value / Shares in Listed Companies / CSL Limited					
01/07/2022	Opening Balance	0.00	0.00	0.00	0.00
30/06/2023	Market Value Adjustment	0.00	0.00	1,905.28	1,905.28
30/06/2023	Closing Balance	0.00	0.00	0.00	1,905.28
Investment Gains / Increase in Market Value / Shares in Listed Companies / Endeavour Group Limited					
01/07/2022	Opening Balance	0.00	0.00	0.00	0.00
30/06/2023	Market Value Adjustment	0.00	5,577.50	0.00	5,577.50
30/06/2023	Closing Balance	0.00	0.00	0.00	5,577.50
Investment Gains / Increase in Market Value / Shares in Listed Companies / Pm Capital Global Opportunities Fund Limited					
01/07/2022	Opening Balance	0.00	0.00	0.00	0.00
30/06/2023	Market Value Adjustment	0.00	0.00	15,597.12	15,597.12
30/06/2023	Closing Balance	0.00	0.00	0.00	15,597.12
Investment Gains / Increase in Market Value / Shares in Listed Companies / Rio Tinto Limited					
01/07/2022	Opening Balance	0.00	0.00	0.00	0.00

Date	Description	Quantity	Debits	Credits	Balance
30/06/2023	Market Value Adjustment	0.00	0.00	4,796.00	4,796.00
30/06/2023	Closing Balance	0.00	0.00	0.00	4,796.00
Investment Gains / Increase in Market Value / Shares in Listed Companies / Santos Limited					
01/07/2022	Opening Balance	0.00	0.00	0.00	0.00
30/06/2023	Market Value Adjustment	0.00	0.00	600.00	600.00
30/06/2023	Closing Balance	0.00	0.00	0.00	600.00
Investment Gains / Increase in Market Value / Shares in Listed Companies / Vgi Partners Global Investments Limited					
01/07/2022	Opening Balance	0.00	0.00	0.00	0.00
30/06/2023	Market Value Adjustment	0.00	0.00	2,053.75	2,053.75
30/06/2023	Closing Balance	0.00	0.00	0.00	2,053.75
Investment Gains / Increase in Market Value / Shares in Listed Companies / Washington H Soul Pattinson & Company Limited					
01/07/2022	Opening Balance	0.00	0.00	0.00	0.00
30/06/2023	Market Value Adjustment	0.00	0.00	27,628.72	27,628.72
30/06/2023	Closing Balance	0.00	0.00	0.00	27,628.72
Investment Gains / Increase in Market Value / Shares in Listed Companies / Westpac Banking Corporation					
01/07/2022	Opening Balance	0.00	0.00	0.00	0.00
30/06/2023	Market Value Adjustment	0.00	0.00	3,680.00	3,680.00
30/06/2023	Closing Balance	0.00	0.00	0.00	3,680.00
Investment Gains / Increase in Market Value / Shares in Listed Companies / Woolworths Group Limited					
01/07/2022	Opening Balance	0.00	0.00	0.00	0.00

Date	Description	Quantity	Debits	Credits	Balance
30/06/2023	Market Value Adjustment	0.00	0.00	6,195.00	6,195.00
30/06/2023	Closing Balance	0.00	0.00	0.00	6,195.00
Investment Gains / Increase in Market Value / Stapled Securities / APA Group					
01/07/2022	Opening Balance	0.00	0.00	0.00	0.00
30/06/2023	Market Value Adjustment	0.00	6,320.00	0.00	6,320.00
30/06/2023	Closing Balance	0.00	0.00	0.00	6,320.00
Investment Gains / Increase in Market Value / Stapled Securities / Scentre Group					
01/07/2022	Opening Balance	0.00	0.00	0.00	0.00
30/06/2023	Market Value Adjustment	0.00	0.00	540.00	540.00
30/06/2023	Closing Balance	0.00	0.00	0.00	540.00
Investment Income / Distributions / Stapled Securities / APA Group					
01/07/2022	Opening Balance	0.00	0.00	0.00	0.00
14/09/2022	Distribution - Tax Statement	0.00	0.00	126.55	126.55
14/09/2022	DIVIDEND FROM APA DST 001281218132	0.00	0.00	1,074.23	1,200.78
29/12/2022	APA AUD EST 0.26, DRP SUSP	0.00	0.00	1,040.00	2,240.78
29/12/2022	Distribution - Tax Statement	0.00	0.00	122.52	2,363.30
29/06/2023	APA AUD DRP SUSP	0.00	0.00	41.14	2,404.44
29/06/2023	Distribution - Tax Statement	0.00	0.00	4.85	2,409.29
30/06/2023	Closing Balance	0.00	0.00	0.00	2,409.29
Investment Income / Distributions / Stapled Securities / Scentre Group					

Date	Description	Quantity	Debits	Credits	Balance
01/07/2022	Opening Balance	0.00	0.00	0.00	0.00
15/08/2022	Distribution - Tax Statement	0.00	0.00	91.83	91.83
15/08/2022	SCG AUD EST 0.075	0.00	0.00	675.00	766.83
16/02/2023	Distribution - Tax Statement	0.00	0.00	101.02	867.85
16/02/2023	SCG AUD EST 0.0825	0.00	0.00	742.50	1,610.35
30/06/2023	Closing Balance	0.00	0.00	0.00	1,610.35
Investment Income / Dividends / Shares in Listed Companies / Telstra Group Limited					
01/07/2022	Opening Balance	0.00	0.00	0.00	0.00
21/09/2022	TLS AUD 0.01 SPEC, 0.085 FRANKED, 30% CTR, DRP NIL DISC	0.00	0.00	850.00	850.00
31/03/2023	TLS AUD 0.085 FRANKED, 30% CTR, DRP NIL DISC	0.00	0.00	1,214.29	2,064.29
30/06/2023	Closing Balance	0.00	0.00	0.00	2,064.29
Investment Income / Dividends / Shares in Listed Companies / AGL Energy Limited					
01/07/2022	Opening Balance	0.00	0.00	0.00	0.00
27/09/2022	AGL AUD UNFRANKED, NIL CFI, DRP SUSP	0.00	0.00	200.00	200.00
24/03/2023	AGL AUD UNFRANKED, NIL CFI, DRP NIL DISC	0.00	0.00	240.00	440.00
30/06/2023	Closing Balance	0.00	0.00	0.00	440.00
Investment Income / Dividends / Shares in Listed Companies / BKI Investment Company Limited					
01/07/2022	Opening Balance	0.00	0.00	0.00	0.00

Date	Description	Quantity	Debits	Credits	Balance
30/08/2022	BKI AUD 0.01 SPEC, 0.0465 FRANKED, 30% CTR, DRP NIL DISC	0.00	0.00	3,321.43	3,321.43
28/02/2023	BKI AUD 0.005 SPEC, 0.042 FRANKED, 30% CTR, DRP NIL DISC	0.00	0.00	3,000.00	6,321.43
30/06/2023	Closing Balance	0.00	0.00	0.00	6,321.43
Investment Income / Dividends / Shares in Listed Companies / Commonwealth Bank Of Australia					
01/07/2022	Opening Balance	0.00	0.00	0.00	0.00
29/09/2022	CBA AUD 2.1 FRANKED, 30% CTR, DRP NIL DISC	0.00	0.00	1,500.00	1,500.00
30/03/2023	CBA AUD 2.1 FRANKED, 30% CTR, DRP NIL DISC	0.00	0.00	1,500.00	3,000.00
30/06/2023	Closing Balance	0.00	0.00	0.00	3,000.00
Investment Income / Dividends / Shares in Listed Companies / CSL Limited					
01/07/2022	Opening Balance	0.00	0.00	0.00	0.00
05/10/2022	CSL USD 1.18, 0.118 FRANKED, 30% CTR, 1.062 CFI, DRP SUSP	0.00	0.00	419.90	419.90
05/04/2023	CSL USD 1.07, UNFRANKED, 1.07 CFI, DRP SUSP	0.00	0.00	371.31	791.21
30/06/2023	Closing Balance	0.00	0.00	0.00	791.21
Investment Income / Dividends / Shares in Listed Companies / Endeavour Group Limited					
01/07/2022	Opening Balance	0.00	0.00	0.00	0.00
16/09/2022	EDV AUD 0.077 FRANKED, 30% CTR	0.00	0.00	330.00	330.00
20/03/2023	EDV AUD 0.143 FRANKED, 30% CTR	0.00	0.00	1,021.43	1,351.43

Date	Description	Quantity	Debits	Credits	Balance
30/06/2023	Closing Balance	0.00	0.00	0.00	1,351.43
Investment Income / Dividends / Shares in Listed Companies / Pm Capital Global Opportunities Fund Limited					
01/07/2022	Opening Balance	0.00	0.00	0.00	0.00
06/10/2022	PGF AUD 0.05 FRANKED, 30% CTR, DRP NIL DISC	0.00	0.00	4,285.71	4,285.71
13/04/2023	PGF AUD 0.05 FRANKED, 30% CTR, DRP NIL DISC	0.00	0.00	5,102.50	9,388.21
30/06/2023	Closing Balance	0.00	0.00	0.00	9,388.21
Investment Income / Dividends / Shares in Listed Companies / Rio Tinto Limited					
01/07/2022	Opening Balance	0.00	0.00	0.00	0.00
22/09/2022	RIO AUD 3.837 FRANKED, 30% CTR, DRP NIL DISC	0.00	0.00	2,192.57	2,192.57
20/04/2023	RIO AUD 3.2649 FRANKED, 30% CTR, DRP NIL DISC	0.00	0.00	1,865.66	4,058.23
30/06/2023	Closing Balance	0.00	0.00	0.00	4,058.23
Investment Income / Dividends / Shares in Listed Companies / Santos Limited					
01/07/2022	Opening Balance	0.00	0.00	0.00	0.00
22/09/2022	STO USD 0.076, UNFRANKED, 0.076 CFI, DRP SUSP	0.00	0.00	655.61	655.61
29/03/2023	STO USD 0.151, UNFRANKED, 0.151 CFI, DRP SUSP	0.00	0.00	1,341.81	1,997.42
30/06/2023	Closing Balance	0.00	0.00	0.00	1,997.42
Investment Income / Dividends / Shares in Listed Companies / Vgi Partners Global Investments Limited					

Date	Description	Quantity	Debits	Credits	Balance
01/07/2022	Opening Balance	0.00	0.00	0.00	0.00
28/09/2022	VG1 AUD 0.033 FRANKED, 30% CTR, NIL CFI, DRP NIL DISC	0.00	0.00	783.63	783.63
29/03/2023	VG1 AUD 0.045 FRANKED, 30% CTR, DRP	0.00	0.00	851.79	1,635.42
30/06/2023	Closing Balance	0.00	0.00	0.00	1,635.42
Investment Income / Dividends / Shares in Listed Companies / Washington H Soul Pattinson & Company Limited					
01/07/2022	Opening Balance	0.00	0.00	0.00	0.00
12/12/2022	SOL AUD 0.15 SPEC, 0.58 FRANKED, 30% CTR	0.00	0.00	2,778.20	2,778.20
12/05/2023	SOL AUD 0.36 FRANKED, 30% CTR	0.00	0.00	1,724.40	4,502.60
30/06/2023	Closing Balance	0.00	0.00	0.00	4,502.60
Investment Income / Dividends / Shares in Listed Companies / Westpac Banking Corporation					
01/07/2022	Opening Balance	0.00	0.00	0.00	0.00
20/12/2022	WBC AUD 0.64 FRANKED, 30% CTR, DRP NIL DISC	0.00	0.00	1,828.57	1,828.57
27/06/2023	WBC AUD 0.7 FRANKED, 30% CTR, DRP NIL DISC	0.00	0.00	2,000.00	3,828.57
30/06/2023	Closing Balance	0.00	0.00	0.00	3,828.57
Investment Income / Dividends / Shares in Listed Companies / Woolworths Group Limited					
01/07/2022	Opening Balance	0.00	0.00	0.00	0.00
27/09/2022	WOW AUD 0.53 FRANKED, 30% CTR, DRP NIL DISC	0.00	0.00	1,135.71	1,135.71

Date	Description	Quantity	Debits	Credits	Balance
13/04/2023	WOW AUD 0.46 FRANKED, 30% CTR, DRP NIL DISC	0.00	0.00	985.71	2,121.42
30/06/2023	Closing Balance	0.00	0.00	0.00	2,121.42
Investment Income / Interest / Cash At Bank / ANZ Bank Account					
01/07/2022	Opening Balance	0.00	0.00	0.00	0.00
29/07/2022	CREDIT INTEREST PAID	0.00	0.00	0.48	0.48
31/08/2022	CREDIT INTEREST PAID	0.00	0.00	0.53	1.01
30/09/2022	CREDIT INTEREST PAID	0.00	0.00	0.53	1.54
31/10/2022	CREDIT INTEREST PAID	0.00	0.00	0.60	2.14
30/11/2022	CREDIT INTEREST PAID	0.00	0.00	0.54	2.68
30/12/2022	CREDIT INTEREST PAID	0.00	0.00	0.31	2.99
31/01/2023	CREDIT INTEREST PAID	0.00	0.00	0.34	3.33
28/02/2023	CREDIT INTEREST PAID	0.00	0.00	0.28	3.61
31/03/2023	CREDIT INTEREST PAID	0.00	0.00	0.18	3.79
28/04/2023	CREDIT INTEREST PAID	0.00	0.00	0.19	3.98
31/05/2023	CREDIT INTEREST PAID	0.00	0.00	0.55	4.53
30/06/2023	CREDIT INTEREST PAID	0.00	0.00	0.52	5.05
30/06/2023	Closing Balance	0.00	0.00	0.00	5.05
Other Expenses / Accountancy Fee					
01/07/2022	Opening Balance	0.00	0.00	0.00	0.00

Date	Description	Quantity	Debits	Credits	Balance
24/01/2023	ANZ INTERNET BANKING PAYMENT 467938 TO A V Adamson and Co	0.00	2,226.40	0.00	2,226.40
30/06/2023	Closing Balance	0.00	0.00	0.00	2,226.40
Other Expenses / ASIC Fee					
01/07/2022	Opening Balance	0.00	0.00	0.00	0.00
25/01/2023	ANZ INTERNET BANKING BPAY ASIC {133061}	0.00	59.00	0.00	59.00
30/06/2023	Closing Balance	0.00	0.00	0.00	59.00
Other Expenses / SMSF Supervisory Levy					
01/07/2022	Opening Balance	0.00	0.00	0.00	0.00
05/06/2023	ANZ INTERNET BANKING BPAY TAX OFFICE PAYMENT {210671}	0.00	259.00	0.00	259.00
30/06/2023	Closing Balance	0.00	0.00	0.00	259.00
Income Tax Expense / Income Tax Expense					
01/07/2022	Opening Balance	0.00	0.00	0.00	0.00
20/04/2023	Fund Income Tax	0.00	4,125.00	0.00	4,125.00
02/05/2023	Fund Income Tax	0.00	4,125.00	0.00	8,250.00
30/06/2023	Fund Income Tax	0.00	6,228.90	0.00	14,478.90
30/06/2023	Closing Balance	0.00	0.00	0.00	14,478.90
Investments - Telstra Group Limited					
01/07/2022	Opening Balance	7,000.00	0.00	0.00	26,950.00

Date	Description	Quantity	Debits	Credits	Balance
23/11/2022	Purchase of 3000 of TLS @ \$3.955	3,000.00	11,975.00	0.00	38,925.00
30/06/2023	Market Value Adjustment	0.00	4,075.00	0.00	43,000.00
30/06/2023	Closing Balance	10,000.00	0.00	0.00	43,000.00
Investments - AGL Energy Limited					
01/07/2022	Opening Balance	2,000.00	0.00	0.00	16,500.00
23/11/2022	Purchase of 1000 of AGL @ \$7.89734	1,000.00	8,007.34	0.00	24,507.34
30/06/2023	Market Value Adjustment	0.00	7,922.66	0.00	32,430.00
30/06/2023	Closing Balance	3,000.00	0.00	0.00	32,430.00
Investments - BKI Investment Company Limited					
01/07/2022	Opening Balance	50,000.00	0.00	0.00	83,000.00
05/05/2023	166c	12,049.00	20,000.00	0.00	103,000.00
30/06/2023	Market Value Adjustment	0.00	4,034.52	0.00	107,034.52
30/06/2023	Closing Balance	62,049.00	0.00	0.00	107,034.52
Investments - Commonwealth Bank Of Australia					
01/07/2022	Opening Balance	500.00	0.00	0.00	45,190.00
30/06/2023	Market Value Adjustment	0.00	4,945.00	0.00	50,135.00
30/06/2023	Closing Balance	500.00	0.00	0.00	50,135.00
Investments - CSL Limited					
01/07/2022	Opening Balance	229.00	0.00	0.00	61,614.74
30/06/2023	Market Value Adjustment	0.00	1,905.28	0.00	63,520.02

Date	Description	Quantity	Debits	Credits	Balance
30/06/2023	Closing Balance	229.00	0.00	0.00	63,520.02
Investments - Endeavour Group Limited					
01/07/2022	Opening Balance	3,000.00	0.00	0.00	22,710.00
23/11/2022	Purchase of 2000 of EDV @ \$7.14	2,000.00	14,417.50	0.00	37,127.50
30/06/2023	Market Value Adjustment	0.00	0.00	5,577.50	31,550.00
30/06/2023	Closing Balance	5,000.00	0.00	0.00	31,550.00
Investments - Pm Capital Global Opportunities Fund Limited					
01/07/2022	Opening Balance	60,000.00	0.00	0.00	91,200.00
13/03/2023	174.89c	11,435.00	20,000.00	0.00	111,200.00
30/06/2023	Market Value Adjustment	0.00	15,597.12	0.00	126,797.12
30/06/2023	Closing Balance	71,435.00	0.00	0.00	126,797.12
Investments - Rio Tinto Limited					
01/07/2022	Opening Balance	400.00	0.00	0.00	41,080.00
30/06/2023	Market Value Adjustment	0.00	4,796.00	0.00	45,876.00
30/06/2023	Closing Balance	400.00	0.00	0.00	45,876.00
Investments - Santos Limited					
01/07/2022	Opening Balance	6,000.00	0.00	0.00	44,520.00
30/06/2023	Market Value Adjustment	0.00	600.00	0.00	45,120.00
30/06/2023	Closing Balance	6,000.00	0.00	0.00	45,120.00
Investments - Vgi Partners Global Investments Limited					

Date	Description	Quantity	Debits	Credits	Balance
01/07/2022	Opening Balance	13,250.00	0.00	0.00	19,477.50
30/06/2023	Market Value Adjustment	0.00	2,053.75	0.00	21,531.25
30/06/2023	Closing Balance	13,250.00	0.00	0.00	21,531.25
Investments - Washington H Soul Pattinson & Company Limited					
01/07/2022	Opening Balance	3,353.00	0.00	0.00	78,929.62
30/06/2023	Market Value Adjustment	0.00	27,628.72	0.00	106,558.34
30/06/2023	Closing Balance	3,353.00	0.00	0.00	106,558.34
Investments - Westpac Banking Corporation					
01/07/2022	Opening Balance	2,000.00	0.00	0.00	39,000.00
30/06/2023	Market Value Adjustment	0.00	3,680.00	0.00	42,680.00
30/06/2023	Closing Balance	2,000.00	0.00	0.00	42,680.00
Investments - Woolworths Group Limited					
01/07/2022	Opening Balance	1,500.00	0.00	0.00	53,400.00
30/06/2023	Market Value Adjustment	0.00	6,195.00	0.00	59,595.00
30/06/2023	Closing Balance	1,500.00	0.00	0.00	59,595.00
Investments - APA Group					
01/07/2022	Opening Balance	4,000.00	0.00	0.00	45,080.00
30/06/2023	Market Value Adjustment	0.00	0.00	6,320.00	38,760.00
30/06/2023	Closing Balance	4,000.00	0.00	0.00	38,760.00
Investments - Scentre Group					

Date	Description	Quantity	Debits	Credits	Balance
01/07/2022	Opening Balance	9,000.00	0.00	0.00	23,310.00
30/06/2023	Market Value Adjustment	0.00	540.00	0.00	23,850.00
30/06/2023	Closing Balance	9,000.00	0.00	0.00	23,850.00
Cash At Bank - ANZ Bank Account					
01/07/2022	Opening Balance	0.00	0.00	0.00	60,090.46
28/07/2022	ANZ INTERNET BANKING BPAY TAX OFFICE PAYMENT {126540}	0.00	0.00	1,171.00	58,919.46
29/07/2022	CREDIT INTEREST PAID	0.00	0.48	0.00	58,919.94
30/08/2022	TRANSFER FROM BKI DIVIDEND 88800667694	0.00	2,325.00	0.00	61,244.94
31/08/2022	CREDIT INTEREST PAID	0.00	0.53	0.00	61,245.47
31/08/2022	DEBENTURE/NOTE INTEREST FROM SCG DISTRIBUTION AUG22/00852626	0.00	675.00	0.00	61,920.47
14/09/2022	DIVIDEND FROM APA DST 001281218132	0.00	1,120.00	0.00	63,040.47
16/09/2022	DIVIDEND FROM EDV DIV 001282915671	0.00	231.00	0.00	63,271.47
21/09/2022	DIVIDEND FROM RIO TINTO LTD AUI22/00170344	0.00	1,534.80	0.00	64,806.27
21/09/2022	DIVIDEND FROM SANTOS DIVIDEND AUI22/00903134	0.00	655.61	0.00	65,461.88
21/09/2022	DIVIDEND FROM TLS FNL DIV 001281832377	0.00	595.00	0.00	66,056.88
27/09/2022	DIVIDEND FROM AGL PAYMENT AUF22/00880944	0.00	200.00	0.00	66,256.88
27/09/2022	DIVIDEND FROM WOW FNL DIV 001283393782	0.00	795.00	0.00	67,051.88

Date	Description	Quantity	Debits	Credits	Balance
28/09/2022	DIVIDEND FROM VGI PARTNERS GLO S00098450092	0.00	596.25	0.00	67,648.13
29/09/2022	DIVIDEND FROM CBA FNL DIV 001280745861	0.00	1,050.00	0.00	68,698.13
30/09/2022	CREDIT INTEREST PAID	0.00	0.53	0.00	68,698.66
05/10/2022	DIVIDEND FROM CSL LTD DIVIDEND AUF22/01017679	0.00	402.65	0.00	69,101.31
06/10/2022	DIVIDEND FROM PGF DIV S00098450092	0.00	3,000.00	0.00	72,101.31
27/10/2022	ANZ INTERNET BANKING BPAY TAX OFFICE PAYMENT {906672}	0.00	0.00	1,194.00	70,907.31
31/10/2022	CREDIT INTEREST PAID	0.00	0.60	0.00	70,907.91
25/11/2022	PAYMENT TO FINCLEAR SERVICE 2737485	0.00	0.00	34,399.84	36,508.07
30/11/2022	CREDIT INTEREST PAID	0.00	0.54	0.00	36,508.61
12/12/2022	DIVIDEND FROM SOL DIV PAYMENT DEC22/00831496	0.00	1,944.74	0.00	38,453.35
20/12/2022	DIVIDEND FROM WBC DIVIDEND 001286263820	0.00	1,280.00	0.00	39,733.35
30/12/2022	CREDIT INTEREST PAID	0.00	0.31	0.00	39,733.66
24/01/2023	ANZ INTERNET BANKING PAYMENT 467938 TO A V Adamson and Co	0.00	0.00	2,226.40	37,507.26
25/01/2023	ANZ INTERNET BANKING BPAY ASIC {133061}	0.00	0.00	59.00	37,448.26
25/01/2023	ANZ INTERNET BANKING BPAY TAX OFFICE PAYMENT {128372}	0.00	0.00	1,194.00	36,254.26
31/01/2023	CREDIT INTEREST PAID	0.00	0.34	0.00	36,254.60

Date	Description	Quantity	Debits	Credits	Balance
28/02/2023	CREDIT INTEREST PAID	0.00	0.28	0.00	36,254.88
28/02/2023	DEBENTURE/NOTE INTEREST FROM SCG DISTRIBUTION 23FEB/00850543	0.00	742.50	0.00	36,997.38
28/02/2023	DIVIDEND FROM BKI DIV 001289751156	0.00	2,100.00	0.00	39,097.38
02/03/2023	ANZ INTERNET BANKING BPAY BOARDROOM P/L #17 {912336}	0.00	0.00	20,000.00	19,097.38
16/03/2023	DIVIDEND FROM APA DST 001290060468	0.00	1,040.00	0.00	20,137.38
20/03/2023	DIVIDEND FROM EDV DIV 001290795742	0.00	715.00	0.00	20,852.38
24/03/2023	DIVIDEND FROM AGL PAYMENT AUI23/00860126	0.00	240.00	0.00	21,092.38
29/03/2023	DIVIDEND FROM SANTOS DIVIDEND AUS22/00903385	0.00	1,341.81	0.00	22,434.19
29/03/2023	DIVIDEND FROM VGI PARTNERS GLO S00098450092	0.00	596.25	0.00	23,030.44
30/03/2023	DIVIDEND FROM CBA DIV 001291256176	0.00	1,050.00	0.00	24,080.44
31/03/2023	CREDIT INTEREST PAID	0.00	0.18	0.00	24,080.62
31/03/2023	DIVIDEND FROM TLS ITM DIV 001292810172	0.00	850.00	0.00	24,930.62
05/04/2023	DIVIDEND FROM CSL LTD DIVIDEND 23AUD/00914118	0.00	371.31	0.00	25,301.93
13/04/2023	ANZ INTERNET BANKING BPAY BKI SPP {206050}	0.00	0.00	20,000.00	5,301.93
13/04/2023	DIVIDEND FROM PGF DIV S00098450092	0.00	3,571.75	0.00	8,873.68
13/04/2023	DIVIDEND FROM WOW DIV 001294244940	0.00	690.00	0.00	9,563.68

Date	Description	Quantity	Debits	Credits	Balance
20/04/2023	DIVIDEND FROM RIO TINTO LTD AUF22/00166324	0.00	1,305.96	0.00	10,869.64
20/04/2023	TRANSFER FROM C-B HOLDINGS COLIN S/F PAYMENT	0.00	27,500.00	0.00	38,369.64
27/04/2023	ANZ INTERNET BANKING BPAY TAX OFFICE PAYMENT {510996}	0.00	0.00	2,569.00	35,800.64
28/04/2023	CREDIT INTEREST PAID	0.00	0.19	0.00	35,800.83
02/05/2023	PAYMENT FROM WENDY MURCHLAND	0.00	27,500.00	0.00	63,300.83
12/05/2023	DIVIDEND FROM SOL DIV PAYMENT MAY23/00830742	0.00	1,207.08	0.00	64,507.91
31/05/2023	CREDIT INTEREST PAID	0.00	0.55	0.00	64,508.46
05/06/2023	ANZ INTERNET BANKING BPAY TAX OFFICE PAYMENT {210671}	0.00	0.00	2,057.47	62,450.99
27/06/2023	DIVIDEND FROM WBC DIVIDEND 001296166940	0.00	1,400.00	0.00	63,850.99
30/06/2023	CREDIT INTEREST PAID	0.00	0.52	0.00	63,851.51
30/06/2023	Closing Balance	0.00	0.00	0.00	63,851.51
Other Assets - Unsettled Trades / Acquisitions / Shares in Listed Companies / Telstra Group Limited					
01/07/2022	Opening Balance	0.00	0.00	0.00	0.00
23/11/2022	Purchase of 3000 of TLS @ \$3.955	0.00	0.00	11,975.00	11,975.00
25/11/2022	Purchase of 3000 of TLS @ \$3.955	0.00	11,975.00	0.00	0.00
30/06/2023	Closing Balance	0.00	0.00	0.00	0.00
Other Assets - Unsettled Trades / Acquisitions / Shares in Listed Companies / AGL Energy Limited					

Date	Description	Quantity	Debits	Credits	Balance
01/07/2022	Opening Balance	0.00	0.00	0.00	0.00
23/11/2022	Purchase of 1000 of AGL @ \$7.89734	0.00	0.00	8,007.34	8,007.34
25/11/2022	Purchase of 1000 of AGL @ \$7.89734	0.00	8,007.34	0.00	0.00
30/06/2023	Closing Balance	0.00	0.00	0.00	0.00
Other Assets - Unsettled Trades / Acquisitions / Shares in Listed Companies / BKI Investment Company Limited					
01/07/2022	Opening Balance	0.00	0.00	0.00	0.00
13/04/2023	166c	0.00	20,000.00	0.00	20,000.00
05/05/2023	166c	0.00	0.00	20,000.00	0.00
30/06/2023	Closing Balance	0.00	0.00	0.00	0.00
Other Assets - Unsettled Trades / Acquisitions / Shares in Listed Companies / Endeavour Group Limited					
01/07/2022	Opening Balance	0.00	0.00	0.00	0.00
23/11/2022	Purchase of 2000 of EDV @ \$7.14	0.00	0.00	14,417.50	14,417.50
25/11/2022	Purchase of 2000 of EDV @ \$7.14	0.00	14,417.50	0.00	0.00
30/06/2023	Closing Balance	0.00	0.00	0.00	0.00
Other Assets - Unsettled Trades / Acquisitions / Shares in Listed Companies / Pm Capital Global Opportunities Fund Limited					
01/07/2022	Opening Balance	0.00	0.00	0.00	0.00
02/03/2023	174.89c	0.00	20,000.00	0.00	20,000.00
13/03/2023	174.89c	0.00	0.00	20,000.00	0.00
30/06/2023	Closing Balance	0.00	0.00	0.00	0.00
Other Assets - Receivables / Investment Income Receivable / Distributions / Stapled Securities / APA Group					

Date	Description	Quantity	Debits	Credits	Balance
01/07/2022	Opening Balance	0.00	0.00	0.00	45.77
14/09/2022	APA AUD 0.063088 FRANKED, 30% CTR, DRP SUSP	0.00	0.00	45.77	0.00
14/09/2022	DIVIDEND FROM APA DST 001281218132	0.00	0.00	1,074.23	1,074.23
14/09/2022	DIVIDEND FROM APA DST 001281218132	0.00	1,074.23	0.00	0.00
29/12/2022	APA AUD EST 0.26, DRP SUSP	0.00	1,040.00	0.00	1,040.00
16/03/2023	APA AUD EST 0.26, DRP SUSP	0.00	0.00	1,040.00	0.00
29/06/2023	APA AUD DRP SUSP	0.00	41.14	0.00	41.14
30/06/2023	Closing Balance	0.00	0.00	0.00	41.14
Other Assets - Receivables / Investment Income Receivable / Distributions / Stapled Securities / Scentre Group					
01/07/2022	Opening Balance	0.00	0.00	0.00	0.00
15/08/2022	SCG AUD EST 0.075	0.00	675.00	0.00	675.00
31/08/2022	SCG AUD EST 0.075	0.00	0.00	675.00	0.00
16/02/2023	SCG AUD EST 0.0825	0.00	742.50	0.00	742.50
28/02/2023	SCG AUD EST 0.0825	0.00	0.00	742.50	0.00
30/06/2023	Closing Balance	0.00	0.00	0.00	0.00
Other Assets - Receivables / Investment Income Receivable / Dividends / Shares in Listed Companies / Telstra Group Limited					
01/07/2022	Opening Balance	0.00	0.00	0.00	0.00
21/09/2022	TLS AUD 0.01 SPEC, 0.085 FRANKED, 30% CTR, DRP NIL DISC	0.00	0.00	595.00	595.00
21/09/2022	TLS AUD 0.01 SPEC, 0.085 FRANKED, 30% CTR, DRP NIL DISC	0.00	595.00	0.00	0.00

Date	Description	Quantity	Debits	Credits	Balance
31/03/2023	TLS AUD 0.085 FRANKED, 30% CTR, DRP NIL DISC	0.00	0.00	850.00	850.00
31/03/2023	TLS AUD 0.085 FRANKED, 30% CTR, DRP NIL DISC	0.00	850.00	0.00	0.00
30/06/2023	Closing Balance	0.00	0.00	0.00	0.00
Other Assets - Receivables / Investment Income Receivable / Dividends / Shares in Listed Companies / AGL Energy Limited					
01/07/2022	Opening Balance	0.00	0.00	0.00	0.00
27/09/2022	AGL AUD UNFRANKED, NIL CFI, DRP SUSP	0.00	0.00	200.00	200.00
27/09/2022	AGL AUD UNFRANKED, NIL CFI, DRP SUSP	0.00	200.00	0.00	0.00
24/03/2023	AGL AUD UNFRANKED, NIL CFI, DRP NIL DISC	0.00	0.00	240.00	240.00
24/03/2023	AGL AUD UNFRANKED, NIL CFI, DRP NIL DISC	0.00	240.00	0.00	0.00
30/06/2023	Closing Balance	0.00	0.00	0.00	0.00
Other Assets - Receivables / Investment Income Receivable / Dividends / Shares in Listed Companies / BKI Investment Company Limited					
01/07/2022	Opening Balance	0.00	0.00	0.00	0.00
30/08/2022	BKI AUD 0.01 SPEC, 0.0465 FRANKED, 30% CTR, DRP NIL DISC	0.00	0.00	2,325.00	2,325.00
30/08/2022	BKI AUD 0.01 SPEC, 0.0465 FRANKED, 30% CTR, DRP NIL DISC	0.00	2,325.00	0.00	0.00
28/02/2023	BKI AUD 0.005 SPEC, 0.042 FRANKED, 30% CTR, DRP NIL DISC	0.00	0.00	2,100.00	2,100.00
28/02/2023	BKI AUD 0.005 SPEC, 0.042 FRANKED, 30% CTR, DRP NIL DISC	0.00	2,100.00	0.00	0.00
30/06/2023	Closing Balance	0.00	0.00	0.00	0.00

Date	Description	Quantity	Debits	Credits	Balance
Other Assets - Receivables / Investment Income Receivable / Dividends / Shares in Listed Companies / Commonwealth Bank Of Australia					
01/07/2022	Opening Balance	0.00	0.00	0.00	0.00
29/09/2022	CBA AUD 2.1 FRANKED, 30% CTR, DRP NIL DISC	0.00	0.00	1,050.00	1,050.00
29/09/2022	CBA AUD 2.1 FRANKED, 30% CTR, DRP NIL DISC	0.00	1,050.00	0.00	0.00
30/03/2023	CBA AUD 2.1 FRANKED, 30% CTR, DRP NIL DISC	0.00	0.00	1,050.00	1,050.00
30/03/2023	CBA AUD 2.1 FRANKED, 30% CTR, DRP NIL DISC	0.00	1,050.00	0.00	0.00
30/06/2023	Closing Balance	0.00	0.00	0.00	0.00
Other Assets - Receivables / Investment Income Receivable / Dividends / Shares in Listed Companies / CSL Limited					
01/07/2022	Opening Balance	0.00	0.00	0.00	0.00
05/10/2022	CSL USD 1.18, 0.118 FRANKED, 30% CTR, 1.062 CFI, DRP SUSP	0.00	0.00	402.65	402.65
05/10/2022	CSL USD 1.18, 0.118 FRANKED, 30% CTR, 1.062 CFI, DRP SUSP	0.00	402.65	0.00	0.00
05/04/2023	CSL USD 1.07, UNFRANKED, 1.07 CFI, DRP SUSP	0.00	0.00	371.31	371.31
05/04/2023	CSL USD 1.07, UNFRANKED, 1.07 CFI, DRP SUSP	0.00	371.31	0.00	0.00
30/06/2023	Closing Balance	0.00	0.00	0.00	0.00
Other Assets - Receivables / Investment Income Receivable / Dividends / Shares in Listed Companies / Endeavour Group Limited					
01/07/2022	Opening Balance	0.00	0.00	0.00	0.00
16/09/2022	EDV AUD 0.077 FRANKED, 30% CTR	0.00	0.00	231.00	231.00

Date	Description	Quantity	Debits	Credits	Balance
16/09/2022	EDV AUD 0.077 FRANKED, 30% CTR	0.00	231.00	0.00	0.00
20/03/2023	EDV AUD 0.143 FRANKED, 30% CTR	0.00	0.00	715.00	715.00
20/03/2023	EDV AUD 0.143 FRANKED, 30% CTR	0.00	715.00	0.00	0.00
30/06/2023	Closing Balance	0.00	0.00	0.00	0.00
Other Assets - Receivables / Investment Income Receivable / Dividends / Shares in Listed Companies / Pm Capital Global Opportunities Fund Limited					
01/07/2022	Opening Balance	0.00	0.00	0.00	0.00
06/10/2022	PGF AUD 0.05 FRANKED, 30% CTR, DRP NIL DISC	0.00	0.00	3,000.00	3,000.00
06/10/2022	PGF AUD 0.05 FRANKED, 30% CTR, DRP NIL DISC	0.00	3,000.00	0.00	0.00
13/04/2023	PGF AUD 0.05 FRANKED, 30% CTR, DRP NIL DISC	0.00	0.00	3,571.75	3,571.75
13/04/2023	PGF AUD 0.05 FRANKED, 30% CTR, DRP NIL DISC	0.00	3,571.75	0.00	0.00
30/06/2023	Closing Balance	0.00	0.00	0.00	0.00
Other Assets - Receivables / Investment Income Receivable / Dividends / Shares in Listed Companies / Rio Tinto Limited					
01/07/2022	Opening Balance	0.00	0.00	0.00	0.00
21/09/2022	RIO AUD 3.837 FRANKED, 30% CTR, DRP NIL DISC	0.00	0.00	1,534.80	1,534.80
22/09/2022	RIO AUD 3.837 FRANKED, 30% CTR, DRP NIL DISC	0.00	1,534.80	0.00	0.00
20/04/2023	RIO AUD 3.2649 FRANKED, 30% CTR, DRP NIL DISC	0.00	0.00	1,305.96	1,305.96
20/04/2023	RIO AUD 3.2649 FRANKED, 30% CTR, DRP NIL DISC	0.00	1,305.96	0.00	0.00

Date	Description	Quantity	Debits	Credits	Balance
30/06/2023	Closing Balance	0.00	0.00	0.00	0.00
Other Assets - Receivables / Investment Income Receivable / Dividends / Shares in Listed Companies / Santos Limited					
01/07/2022	Opening Balance	0.00	0.00	0.00	0.00
21/09/2022	STO USD 0.076, UNFRANKED, 0.076 CFI, DRP SUSP	0.00	0.00	655.61	655.61
22/09/2022	STO USD 0.076, UNFRANKED, 0.076 CFI, DRP SUSP	0.00	655.61	0.00	0.00
29/03/2023	STO USD 0.151, UNFRANKED, 0.151 CFI, DRP SUSP	0.00	0.00	1,341.81	1,341.81
29/03/2023	STO USD 0.151, UNFRANKED, 0.151 CFI, DRP SUSP	0.00	1,341.81	0.00	0.00
30/06/2023	Closing Balance	0.00	0.00	0.00	0.00
Other Assets - Receivables / Investment Income Receivable / Dividends / Shares in Listed Companies / Vgi Partners Global Investments Limited					
01/07/2022	Opening Balance	0.00	0.00	0.00	0.00
28/09/2022	VG1 AUD 0.033 FRANKED, 30% CTR, NIL CFI, DRP NIL DISC	0.00	0.00	596.25	596.25
28/09/2022	VG1 AUD 0.033 FRANKED, 30% CTR, NIL CFI, DRP NIL DISC	0.00	596.25	0.00	0.00
29/03/2023	VG1 AUD 0.045 FRANKED, 30% CTR, DRP	0.00	0.00	596.25	596.25
29/03/2023	VG1 AUD 0.045 FRANKED, 30% CTR, DRP	0.00	596.25	0.00	0.00
30/06/2023	Closing Balance	0.00	0.00	0.00	0.00
Other Assets - Receivables / Investment Income Receivable / Dividends / Shares in Listed Companies / Washington H Soul Pattinson & Company Limited					
01/07/2022	Opening Balance	0.00	0.00	0.00	0.00

Date	Description	Quantity	Debits	Credits	Balance
12/12/2022	SOL AUD 0.15 SPEC, 0.58 FRANKED, 30% CTR	0.00	0.00	1,944.74	1,944.74
12/12/2022	SOL AUD 0.15 SPEC, 0.58 FRANKED, 30% CTR	0.00	1,944.74	0.00	0.00
12/05/2023	SOL AUD 0.36 FRANKED, 30% CTR	0.00	0.00	1,207.08	1,207.08
12/05/2023	SOL AUD 0.36 FRANKED, 30% CTR	0.00	1,207.08	0.00	0.00
30/06/2023	Closing Balance	0.00	0.00	0.00	0.00
Other Assets - Receivables / Investment Income Receivable / Dividends / Shares in Listed Companies / Westpac Banking Corporation					
01/07/2022	Opening Balance	0.00	0.00	0.00	0.00
20/12/2022	WBC AUD 0.64 FRANKED, 30% CTR, DRP NIL DISC	0.00	0.00	1,280.00	1,280.00
20/12/2022	WBC AUD 0.64 FRANKED, 30% CTR, DRP NIL DISC	0.00	1,280.00	0.00	0.00
27/06/2023	WBC AUD 0.7 FRANKED, 30% CTR, DRP NIL DISC	0.00	0.00	1,400.00	1,400.00
27/06/2023	WBC AUD 0.7 FRANKED, 30% CTR, DRP NIL DISC	0.00	1,400.00	0.00	0.00
30/06/2023	Closing Balance	0.00	0.00	0.00	0.00
Other Assets - Receivables / Investment Income Receivable / Dividends / Shares in Listed Companies / Woolworths Group Limited					
01/07/2022	Opening Balance	0.00	0.00	0.00	0.00
27/09/2022	WOW AUD 0.53 FRANKED, 30% CTR, DRP NIL DISC	0.00	0.00	795.00	795.00
27/09/2022	WOW AUD 0.53 FRANKED, 30% CTR, DRP NIL DISC	0.00	795.00	0.00	0.00

Date	Description	Quantity	Debits	Credits	Balance
13/04/2023	WOW AUD 0.46 FRANKED, 30% CTR, DRP NIL DISC	0.00	0.00	690.00	690.00
13/04/2023	WOW AUD 0.46 FRANKED, 30% CTR, DRP NIL DISC	0.00	690.00	0.00	0.00
30/06/2023	Closing Balance	0.00	0.00	0.00	0.00
Other Assets - Receivables / Investment Income Receivable / Interest / Cash At Bank / ANZ Bank Account					
01/07/2022	Opening Balance	0.00	0.00	0.00	0.00
29/07/2022	CREDIT INTEREST PAID	0.00	0.00	0.48	0.48
29/07/2022	CREDIT INTEREST PAID	0.00	0.48	0.00	0.00
31/08/2022	CREDIT INTEREST PAID	0.00	0.00	0.53	0.53
31/08/2022	CREDIT INTEREST PAID	0.00	0.53	0.00	0.00
30/09/2022	CREDIT INTEREST PAID	0.00	0.00	0.53	0.53
30/09/2022	CREDIT INTEREST PAID	0.00	0.53	0.00	0.00
31/10/2022	CREDIT INTEREST PAID	0.00	0.00	0.60	0.60
31/10/2022	CREDIT INTEREST PAID	0.00	0.60	0.00	0.00
30/11/2022	CREDIT INTEREST PAID	0.00	0.00	0.54	0.54
30/11/2022	CREDIT INTEREST PAID	0.00	0.54	0.00	0.00
30/12/2022	CREDIT INTEREST PAID	0.00	0.00	0.31	0.31
30/12/2022	CREDIT INTEREST PAID	0.00	0.31	0.00	0.00
31/01/2023	CREDIT INTEREST PAID	0.00	0.00	0.34	0.34
31/01/2023	CREDIT INTEREST PAID	0.00	0.34	0.00	0.00

Date	Description	Quantity	Debits	Credits	Balance
28/02/2023	CREDIT INTEREST PAID	0.00	0.00	0.28	0.28
28/02/2023	CREDIT INTEREST PAID	0.00	0.28	0.00	0.00
31/03/2023	CREDIT INTEREST PAID	0.00	0.00	0.18	0.18
31/03/2023	CREDIT INTEREST PAID	0.00	0.18	0.00	0.00
28/04/2023	CREDIT INTEREST PAID	0.00	0.00	0.19	0.19
28/04/2023	CREDIT INTEREST PAID	0.00	0.19	0.00	0.00
31/05/2023	CREDIT INTEREST PAID	0.00	0.00	0.55	0.55
31/05/2023	CREDIT INTEREST PAID	0.00	0.55	0.00	0.00
30/06/2023	CREDIT INTEREST PAID	0.00	0.00	0.52	0.52
30/06/2023	CREDIT INTEREST PAID	0.00	0.52	0.00	0.00
30/06/2023	Closing Balance	0.00	0.00	0.00	0.00
Other Assets - Receivables / Member Income Receivable / Contributions / Mr Colin Claring-Bould					
01/07/2022	Opening Balance	0.00	0.00	0.00	0.00
20/04/2023	Contribution Received	0.00	0.00	27,500.00	27,500.00
20/04/2023	TRANSFER FROM C-B HOLDINGS COLIN S/F PAYMENT	0.00	27,500.00	0.00	0.00
30/06/2023	Closing Balance	0.00	0.00	0.00	0.00
Other Assets - Receivables / Member Income Receivable / Contributions / Mrs Wendy Claring-Bould					
01/07/2022	Opening Balance	0.00	0.00	0.00	0.00
02/05/2023	Contribution Received	0.00	0.00	27,500.00	27,500.00

Date	Description	Quantity	Debits	Credits	Balance
02/05/2023	PAYMENT FROM WENDY MURCHLAND	0.00	27,500.00	0.00	0.00
30/06/2023	Closing Balance	0.00	0.00	0.00	0.00
Other Assets - Current Tax Assets / Income Tax Payable					
01/07/2022	Opening Balance	0.00	0.00	0.00	0.00
01/07/2022	Fund Tax Finalisation	0.00	0.00	1,798.47	1,798.47
05/06/2023	ANZ INTERNET BANKING BPAY TAX OFFICE PAYMENT {210671}	0.00	1,798.47	0.00	0.00
30/06/2023	Closing Balance	0.00	0.00	0.00	0.00
Other Assets - Current Tax Assets / Provision for Income Tax					
01/07/2022	Opening Balance	0.00	0.00	0.00	21,409.95
01/07/2022	Fund Tax Finalisation	0.00	21,409.95	0.00	0.00
20/04/2023	Tax Effect Of Income	0.00	0.00	4,125.00	4,125.00
02/05/2023	Tax Effect Of Income	0.00	0.00	4,125.00	8,250.00
30/06/2023	Tax Effect Of Income	0.00	0.00	6,228.90	14,478.90
30/06/2023	Closing Balance	0.00	0.00	0.00	14,478.90
Other Assets - Current Tax Assets / Franking Credits / Shares in Listed Companies / Telstra Group Limited					
01/07/2022	Opening Balance	0.00	0.00	0.00	253.72
01/07/2022	Fund Tax Finalisation	0.00	0.00	253.72	0.00
21/09/2022	TLS AUD 0.01 SPEC, 0.085 FRANKED, 30% CTR, DRP NIL DISC	0.00	255.00	0.00	255.00
31/03/2023	TLS AUD 0.085 FRANKED, 30% CTR, DRP NIL DISC	0.00	364.29	0.00	619.29

Date	Description	Quantity	Debits	Credits	Balance
30/06/2023	Closing Balance	0.00	0.00	0.00	619.29
Other Assets - Current Tax Assets / Franking Credits / Shares in Listed Companies / BKI Investment Company Limited					
01/07/2022	Opening Balance	0.00	0.00	0.00	1,500.00
01/07/2022	Fund Tax Finalisation	0.00	0.00	1,500.00	0.00
30/08/2022	BKI AUD 0.01 SPEC, 0.0465 FRANKED, 30% CTR, DRP NIL DISC	0.00	996.43	0.00	996.43
28/02/2023	BKI AUD 0.005 SPEC, 0.042 FRANKED, 30% CTR, DRP NIL DISC	0.00	900.00	0.00	1,896.43
30/06/2023	Closing Balance	0.00	0.00	0.00	1,896.43
Other Assets - Current Tax Assets / Franking Credits / Shares in Listed Companies / Commonwealth Bank Of Australia					
01/07/2022	Opening Balance	0.00	0.00	0.00	803.57
01/07/2022	Fund Tax Finalisation	0.00	0.00	803.57	0.00
29/09/2022	CBA AUD 2.1 FRANKED, 30% CTR, DRP NIL DISC	0.00	450.00	0.00	450.00
30/03/2023	CBA AUD 2.1 FRANKED, 30% CTR, DRP NIL DISC	0.00	450.00	0.00	900.00
30/06/2023	Closing Balance	0.00	0.00	0.00	900.00
Other Assets - Current Tax Assets / Franking Credits / Shares in Listed Companies / CSL Limited					
01/07/2022	Opening Balance	0.00	0.00	0.00	12.94
01/07/2022	Fund Tax Finalisation	0.00	0.00	12.94	0.00
05/10/2022	CSL USD 1.18, 0.118 FRANKED, 30% CTR, 1.062 CFI, DRP SUSP	0.00	17.25	0.00	17.25
30/06/2023	Closing Balance	0.00	0.00	0.00	17.25

Date	Description	Quantity	Debits	Credits	Balance
Other Assets - Current Tax Assets / Franking Credits / Shares in Listed Companies / Endeavour Group Limited					
01/07/2022	Opening Balance	0.00	0.00	0.00	250.71
01/07/2022	Fund Tax Finalisation	0.00	0.00	250.71	0.00
16/09/2022	EDV AUD 0.077 FRANKED, 30% CTR	0.00	99.00	0.00	99.00
20/03/2023	EDV AUD 0.143 FRANKED, 30% CTR	0.00	306.43	0.00	405.43
30/06/2023	Closing Balance	0.00	0.00	0.00	405.43
Other Assets - Current Tax Assets / Franking Credits / Shares in Listed Companies / Milton Corporation Limited					
01/07/2022	Opening Balance	0.00	0.00	0.00	3,471.43
01/07/2022	Fund Tax Finalisation	0.00	0.00	3,471.43	0.00
30/06/2023	Closing Balance	0.00	0.00	0.00	0.00
Other Assets - Current Tax Assets / Franking Credits / Shares in Listed Companies / Pm Capital Global Opportunities Fund Limited					
01/07/2022	Opening Balance	0.00	0.00	0.00	2,571.42
01/07/2022	Fund Tax Finalisation	0.00	0.00	2,571.42	0.00
06/10/2022	PGF AUD 0.05 FRANKED, 30% CTR, DRP NIL DISC	0.00	1,285.71	0.00	1,285.71
13/04/2023	PGF AUD 0.05 FRANKED, 30% CTR, DRP NIL DISC	0.00	1,530.75	0.00	2,816.46
30/06/2023	Closing Balance	0.00	0.00	0.00	2,816.46
Other Assets - Current Tax Assets / Franking Credits / Shares in Listed Companies / Rio Tinto Limited					
01/07/2022	Opening Balance	0.00	0.00	0.00	2,439.26
01/07/2022	Fund Tax Finalisation	0.00	0.00	2,439.26	0.00

Date	Description	Quantity	Debits	Credits	Balance
22/09/2022	RIO AUD 3.837 FRANKED, 30% CTR, DRP NIL DISC	0.00	657.77	0.00	657.77
20/04/2023	RIO AUD 3.2649 FRANKED, 30% CTR, DRP NIL DISC	0.00	559.70	0.00	1,217.47
30/06/2023	Closing Balance	0.00	0.00	0.00	1,217.47
Other Assets - Current Tax Assets / Franking Credits / Shares in Listed Companies / Santos Limited					
01/07/2022	Opening Balance	0.00	0.00	0.00	410.39
01/07/2022	Fund Tax Finalisation	0.00	0.00	410.39	0.00
30/06/2023	Closing Balance	0.00	0.00	0.00	0.00
Other Assets - Current Tax Assets / Franking Credits / Shares in Listed Companies / Vgi Partners Global Investments Limited					
01/07/2022	Opening Balance	0.00	0.00	0.00	567.86
01/07/2022	Fund Tax Finalisation	0.00	0.00	567.86	0.00
28/09/2022	VG1 AUD 0.033 FRANKED, 30% CTR, NIL CFI, DRP NIL DISC	0.00	187.38	0.00	187.38
29/03/2023	VG1 AUD 0.045 FRANKED, 30% CTR, DRP	0.00	255.54	0.00	442.92
30/06/2023	Closing Balance	0.00	0.00	0.00	442.92
Other Assets - Current Tax Assets / Franking Credits / Shares in Listed Companies / Washington H Soul Pattinson & Company Limited					
01/07/2022	Opening Balance	0.00	0.00	0.00	934.05
01/07/2022	Fund Tax Finalisation	0.00	0.00	934.05	0.00
12/12/2022	SOL AUD 0.15 SPEC, 0.58 FRANKED, 30% CTR	0.00	833.46	0.00	833.46
12/05/2023	SOL AUD 0.36 FRANKED, 30% CTR	0.00	517.32	0.00	1,350.78

Date	Description	Quantity	Debits	Credits	Balance
30/06/2023	Closing Balance	0.00	0.00	0.00	1,350.78
Other Assets - Current Tax Assets / Franking Credits / Shares in Listed Companies / Westpac Banking Corporation					
01/07/2022	Opening Balance	0.00	0.00	0.00	777.85
01/07/2022	Fund Tax Finalisation	0.00	0.00	777.85	0.00
20/12/2022	WBC AUD 0.64 FRANKED, 30% CTR, DRP NIL DISC	0.00	548.57	0.00	548.57
27/06/2023	WBC AUD 0.7 FRANKED, 30% CTR, DRP NIL DISC	0.00	600.00	0.00	1,148.57
30/06/2023	Closing Balance	0.00	0.00	0.00	1,148.57
Other Assets - Current Tax Assets / Franking Credits / Shares in Listed Companies / Woolworths Group Limited					
01/07/2022	Opening Balance	0.00	0.00	0.00	402.85
01/07/2022	Fund Tax Finalisation	0.00	0.00	402.85	0.00
27/09/2022	WOW AUD 0.53 FRANKED, 30% CTR, DRP NIL DISC	0.00	340.71	0.00	340.71
13/04/2023	WOW AUD 0.46 FRANKED, 30% CTR, DRP NIL DISC	0.00	295.71	0.00	636.42
30/06/2023	Closing Balance	0.00	0.00	0.00	636.42
Other Assets - Current Tax Assets / Franking Credits / Stapled Securities / APA Group					
01/07/2022	Opening Balance	0.00	0.00	0.00	161.65
01/07/2022	Fund Tax Finalisation	0.00	0.00	161.65	0.00
14/09/2022	Distribution - Tax Statement	0.00	126.55	0.00	126.55
29/12/2022	Distribution - Tax Statement	0.00	122.52	0.00	249.07

Date	Description	Quantity	Debits	Credits	Balance
29/06/2023	Distribution - Tax Statement	0.00	4.85	0.00	253.92
30/06/2023	Closing Balance	0.00	0.00	0.00	253.92
Other Assets - Current Tax Assets / Franking Credits / Stapled Securities / Scentre Group					
01/07/2022	Opening Balance	0.00	0.00	0.00	114.64
01/07/2022	Fund Tax Finalisation	0.00	0.00	114.64	0.00
15/08/2022	Distribution - Tax Statement	0.00	88.66	0.00	88.66
16/02/2023	Distribution - Tax Statement	0.00	97.53	0.00	186.19
30/06/2023	Closing Balance	0.00	0.00	0.00	186.19
Other Assets - Current Tax Assets / Franking Credits / Stapled Securities / Spark Infrastructure Group					
01/07/2022	Opening Balance	0.00	0.00	0.00	251.87
01/07/2022	Fund Tax Finalisation	0.00	0.00	251.87	0.00
30/06/2023	Closing Balance	0.00	0.00	0.00	0.00
Other Assets - Current Tax Assets / Foreign Tax Credits / Stapled Securities / Scentre Group					
01/07/2022	Opening Balance	0.00	0.00	0.00	3.27
01/07/2022	Fund Tax Finalisation	0.00	0.00	3.27	0.00
15/08/2022	Distribution - Tax Statement	0.00	3.17	0.00	3.17
16/02/2023	Distribution - Tax Statement	0.00	3.49	0.00	6.66
30/06/2023	Closing Balance	0.00	0.00	0.00	6.66
Other Assets - Current Tax Assets / Income Tax Instalments Paid					
01/07/2022	Opening Balance	0.00	0.00	0.00	4,684.00

Date	Description	Quantity	Debits	Credits	Balance
01/07/2022	Fund Tax Finalisation	0.00	0.00	4,684.00	0.00
30/09/2022	ANZ INTERNET BANKING BPAY TAX OFFICE PAYMENT {906672}	0.00	1,194.00	0.00	1,194.00
31/12/2022	ANZ INTERNET BANKING BPAY TAX OFFICE PAYMENT {128372}	0.00	1,194.00	0.00	2,388.00
31/03/2023	ANZ INTERNET BANKING BPAY TAX OFFICE PAYMENT {510996}	0.00	2,569.00	0.00	4,957.00
30/06/2023	ANZ INTERNET BANKING BPAY TAX OFFICE PAYMENT {497666}	0.00	1,653.00	0.00	6,610.00
30/06/2023	Closing Balance	0.00	0.00	0.00	6,610.00
Other Creditors and Accruals / Accountancy Fee					
01/07/2022	Opening Balance	0.00	0.00	0.00	0.00
24/01/2023	ANZ INTERNET BANKING PAYMENT 467938 TO A V Adamson and Co	0.00	0.00	2,226.40	2,226.40
24/01/2023	ANZ INTERNET BANKING PAYMENT 467938 TO A V Adamson and Co	0.00	2,226.40	0.00	0.00
30/06/2023	Closing Balance	0.00	0.00	0.00	0.00
Other Creditors and Accruals / ASIC Fee					
01/07/2022	Opening Balance	0.00	0.00	0.00	0.00
25/01/2023	ANZ INTERNET BANKING BPAY ASIC {133061}	0.00	0.00	59.00	59.00
25/01/2023	ANZ INTERNET BANKING BPAY ASIC {133061}	0.00	59.00	0.00	0.00
30/06/2023	Closing Balance	0.00	0.00	0.00	0.00
Income Tax Suspense					

Date	Description	Quantity	Debits	Credits	Balance
01/07/2022	Opening Balance	0.00	0.00	0.00	0.00
05/06/2023	ANZ INTERNET BANKING BPAY TAX OFFICE PAYMENT {210671}	0.00	0.00	2,057.47	2,057.47
05/06/2023	ANZ INTERNET BANKING BPAY TAX OFFICE PAYMENT {210671}	0.00	2,057.47	0.00	0.00
30/06/2023	Closing Balance	0.00	0.00	0.00	0.00
Other Taxes Payable / Activity Statement Payable/Refundable					
01/07/2022	Opening Balance	0.00	0.00	0.00	1,171.00
28/07/2022	ANZ INTERNET BANKING BPAY TAX OFFICE PAYMENT {126540}	0.00	1,171.00	0.00	0.00
30/09/2022	ANZ INTERNET BANKING BPAY TAX OFFICE PAYMENT {906672}	0.00	0.00	1,194.00	1,194.00
27/10/2022	ANZ INTERNET BANKING BPAY TAX OFFICE PAYMENT {906672}	0.00	1,194.00	0.00	0.00
31/12/2022	ANZ INTERNET BANKING BPAY TAX OFFICE PAYMENT {128372}	0.00	0.00	1,194.00	1,194.00
25/01/2023	ANZ INTERNET BANKING BPAY TAX OFFICE PAYMENT {128372}	0.00	1,194.00	0.00	0.00
31/03/2023	ANZ INTERNET BANKING BPAY TAX OFFICE PAYMENT {510996}	0.00	0.00	2,569.00	2,569.00
27/04/2023	ANZ INTERNET BANKING BPAY TAX OFFICE PAYMENT {510996}	0.00	2,569.00	0.00	0.00
30/06/2023	ANZ INTERNET BANKING BPAY TAX OFFICE PAYMENT {497666}	0.00	0.00	1,653.00	1,653.00
30/06/2023	Closing Balance	0.00	0.00	0.00	1,653.00
Fund Suspense / ANZ Bank Account					

Date	Description	Quantity	Debits	Credits	Balance
01/07/2022	Opening Balance	0.00	0.00	0.00	0.00
28/07/2022	ANZ INTERNET BANKING BPAY TAX OFFICE PAYMENT {126540}	0.00	0.00	1,171.00	1,171.00
28/07/2022	ANZ INTERNET BANKING BPAY TAX OFFICE PAYMENT {126540}	0.00	1,171.00	0.00	0.00
29/07/2022	CREDIT INTEREST PAID	0.00	0.00	0.48	0.48
29/07/2022	CREDIT INTEREST PAID	0.00	0.48	0.00	0.00
30/08/2022	TRANSFER FROM BKI DIVIDEND 88800667694	0.00	0.00	2,325.00	2,325.00
30/08/2022	TRANSFER FROM BKI DIVIDEND 88800667694	0.00	2,325.00	0.00	0.00
31/08/2022	CREDIT INTEREST PAID	0.00	0.00	0.53	0.53
31/08/2022	CREDIT INTEREST PAID	0.00	0.53	0.00	0.00
31/08/2022	DEBENTURE/NOTE INTEREST FROM SCG DISTRIBUTION AUG22/00852626	0.00	0.00	675.00	675.00
31/08/2022	DEBENTURE/NOTE INTEREST FROM SCG DISTRIBUTION AUG22/00852626	0.00	675.00	0.00	0.00
14/09/2022	DIVIDEND FROM APA DST 001281218132	0.00	0.00	1,120.00	1,120.00
14/09/2022	DIVIDEND FROM APA DST 001281218132	0.00	45.77	0.00	1,074.23
14/09/2022	DIVIDEND FROM APA DST 001281218132	0.00	1,074.23	0.00	0.00
16/09/2022	DIVIDEND FROM EDV DIV 001282915671	0.00	0.00	231.00	231.00
16/09/2022	DIVIDEND FROM EDV DIV 001282915671	0.00	231.00	0.00	0.00
21/09/2022	DIVIDEND FROM RIO TINTO LTD AUI22/00170344	0.00	0.00	1,534.80	1,534.80

Date	Description	Quantity	Debits	Credits	Balance
21/09/2022	DIVIDEND FROM RIO TINTO LTD AUI22/00170344	0.00	1,534.80	0.00	0.00
21/09/2022	DIVIDEND FROM SANTOS DIVIDEND AUI22/00903134	0.00	0.00	655.61	655.61
21/09/2022	DIVIDEND FROM SANTOS DIVIDEND AUI22/00903134	0.00	655.61	0.00	0.00
21/09/2022	DIVIDEND FROM TLS FNL DIV 001281832377	0.00	0.00	595.00	595.00
21/09/2022	DIVIDEND FROM TLS FNL DIV 001281832377	0.00	595.00	0.00	0.00
27/09/2022	DIVIDEND FROM AGL PAYMENT AUF22/00880944	0.00	0.00	200.00	200.00
27/09/2022	DIVIDEND FROM AGL PAYMENT AUF22/00880944	0.00	200.00	0.00	0.00
27/09/2022	DIVIDEND FROM WOW FNL DIV 001283393782	0.00	0.00	795.00	795.00
27/09/2022	DIVIDEND FROM WOW FNL DIV 001283393782	0.00	795.00	0.00	0.00
28/09/2022	DIVIDEND FROM VGI PARTNERS GLO S00098450092	0.00	0.00	596.25	596.25
28/09/2022	DIVIDEND FROM VGI PARTNERS GLO S00098450092	0.00	596.25	0.00	0.00
29/09/2022	DIVIDEND FROM CBA FNL DIV 001280745861	0.00	0.00	1,050.00	1,050.00
29/09/2022	DIVIDEND FROM CBA FNL DIV 001280745861	0.00	1,050.00	0.00	0.00
30/09/2022	CREDIT INTEREST PAID	0.00	0.00	0.53	0.53
30/09/2022	CREDIT INTEREST PAID	0.00	0.53	0.00	0.00

Date	Description	Quantity	Debits	Credits	Balance
05/10/2022	DIVIDEND FROM CSL LTD DIVIDEND AUF22/01017679	0.00	0.00	402.65	402.65
05/10/2022	DIVIDEND FROM CSL LTD DIVIDEND AUF22/01017679	0.00	402.65	0.00	0.00
06/10/2022	DIVIDEND FROM PGF DIV S00098450092	0.00	0.00	3,000.00	3,000.00
06/10/2022	DIVIDEND FROM PGF DIV S00098450092	0.00	3,000.00	0.00	0.00
27/10/2022	ANZ INTERNET BANKING BPAY TAX OFFICE PAYMENT {906672}	0.00	0.00	1,194.00	1,194.00
27/10/2022	ANZ INTERNET BANKING BPAY TAX OFFICE PAYMENT {906672}	0.00	1,194.00	0.00	0.00
31/10/2022	CREDIT INTEREST PAID	0.00	0.00	0.60	0.60
31/10/2022	CREDIT INTEREST PAID	0.00	0.60	0.00	0.00
25/11/2022	PAYMENT TO FINCLEAR SERVICE 2737485	0.00	0.00	8,007.34	8,007.34
25/11/2022	PAYMENT TO FINCLEAR SERVICE 2737485	0.00	0.00	11,975.00	19,982.34
25/11/2022	PAYMENT TO FINCLEAR SERVICE 2737485	0.00	0.00	14,417.50	34,399.84
25/11/2022	PAYMENT TO FINCLEAR SERVICE 2737485	0.00	34,399.84	0.00	0.00
30/11/2022	CREDIT INTEREST PAID	0.00	0.00	0.54	0.54
30/11/2022	CREDIT INTEREST PAID	0.00	0.54	0.00	0.00
12/12/2022	DIVIDEND FROM SOL DIV PAYMENT DEC22/00831496	0.00	0.00	1,944.74	1,944.74
12/12/2022	DIVIDEND FROM SOL DIV PAYMENT DEC22/00831496	0.00	1,944.74	0.00	0.00
20/12/2022	DIVIDEND FROM WBC DIVIDEND 001286263820	0.00	0.00	1,280.00	1,280.00

Date	Description	Quantity	Debits	Credits	Balance
20/12/2022	DIVIDEND FROM WBC DIVIDEND 001286263820	0.00	1,280.00	0.00	0.00
30/12/2022	CREDIT INTEREST PAID	0.00	0.00	0.31	0.31
30/12/2022	CREDIT INTEREST PAID	0.00	0.31	0.00	0.00
24/01/2023	ANZ INTERNET BANKING PAYMENT 467938 TO A V Adamson and Co	0.00	0.00	2,226.40	2,226.40
24/01/2023	ANZ INTERNET BANKING PAYMENT 467938 TO A V Adamson and Co	0.00	2,226.40	0.00	0.00
25/01/2023	ANZ INTERNET BANKING BPAY ASIC {133061}	0.00	0.00	59.00	59.00
25/01/2023	ANZ INTERNET BANKING BPAY ASIC {133061}	0.00	59.00	0.00	0.00
25/01/2023	ANZ INTERNET BANKING BPAY TAX OFFICE PAYMENT {128372}	0.00	0.00	1,194.00	1,194.00
25/01/2023	ANZ INTERNET BANKING BPAY TAX OFFICE PAYMENT {128372}	0.00	1,194.00	0.00	0.00
31/01/2023	CREDIT INTEREST PAID	0.00	0.00	0.34	0.34
31/01/2023	CREDIT INTEREST PAID	0.00	0.34	0.00	0.00
28/02/2023	CREDIT INTEREST PAID	0.00	0.00	0.28	0.28
28/02/2023	CREDIT INTEREST PAID	0.00	0.28	0.00	0.00
28/02/2023	DEBENTURE/NOTE INTEREST FROM SCG DISTRIBUTION 23FEB/00850543	0.00	0.00	742.50	742.50
28/02/2023	DEBENTURE/NOTE INTEREST FROM SCG DISTRIBUTION 23FEB/00850543	0.00	742.50	0.00	0.00
28/02/2023	DIVIDEND FROM BKI DIV 001289751156	0.00	0.00	2,100.00	2,100.00

Date	Description	Quantity	Debits	Credits	Balance
28/02/2023	DIVIDEND FROM BKI DIV 001289751156	0.00	2,100.00	0.00	0.00
02/03/2023	ANZ INTERNET BANKING BPAY BOARDROOM P/L #17 {912336}	0.00	0.00	20,000.00	20,000.00
02/03/2023	ANZ INTERNET BANKING BPAY BOARDROOM P/L #17 {912336}	0.00	20,000.00	0.00	0.00
16/03/2023	DIVIDEND FROM APA DST 001290060468	0.00	0.00	1,040.00	1,040.00
16/03/2023	DIVIDEND FROM APA DST 001290060468	0.00	1,040.00	0.00	0.00
20/03/2023	DIVIDEND FROM EDV DIV 001290795742	0.00	0.00	715.00	715.00
20/03/2023	DIVIDEND FROM EDV DIV 001290795742	0.00	715.00	0.00	0.00
24/03/2023	DIVIDEND FROM AGL PAYMENT AUI23/00860126	0.00	0.00	240.00	240.00
24/03/2023	DIVIDEND FROM AGL PAYMENT AUI23/00860126	0.00	240.00	0.00	0.00
29/03/2023	DIVIDEND FROM SANTOS DIVIDEND AUS22/00903385	0.00	0.00	1,341.81	1,341.81
29/03/2023	DIVIDEND FROM SANTOS DIVIDEND AUS22/00903385	0.00	1,341.81	0.00	0.00
29/03/2023	DIVIDEND FROM VGI PARTNERS GLO S00098450092	0.00	0.00	596.25	596.25
29/03/2023	DIVIDEND FROM VGI PARTNERS GLO S00098450092	0.00	596.25	0.00	0.00
30/03/2023	DIVIDEND FROM CBA DIV 001291256176	0.00	0.00	1,050.00	1,050.00
30/03/2023	DIVIDEND FROM CBA DIV 001291256176	0.00	1,050.00	0.00	0.00
31/03/2023	CREDIT INTEREST PAID	0.00	0.00	0.18	0.18
31/03/2023	CREDIT INTEREST PAID	0.00	0.18	0.00	0.00

Date	Description	Quantity	Debits	Credits	Balance
31/03/2023	DIVIDEND FROM TLS ITM DIV 001292810172	0.00	0.00	850.00	850.00
31/03/2023	DIVIDEND FROM TLS ITM DIV 001292810172	0.00	850.00	0.00	0.00
05/04/2023	DIVIDEND FROM CSL LTD DIVIDEND 23AUD/00914118	0.00	0.00	371.31	371.31
05/04/2023	DIVIDEND FROM CSL LTD DIVIDEND 23AUD/00914118	0.00	371.31	0.00	0.00
13/04/2023	ANZ INTERNET BANKING BPAY BKI SPP {206050}	0.00	0.00	20,000.00	20,000.00
13/04/2023	ANZ INTERNET BANKING BPAY BKI SPP {206050}	0.00	20,000.00	0.00	0.00
13/04/2023	DIVIDEND FROM PGF DIV S00098450092	0.00	0.00	3,571.75	3,571.75
13/04/2023	DIVIDEND FROM PGF DIV S00098450092	0.00	3,571.75	0.00	0.00
13/04/2023	DIVIDEND FROM WOW DIV 001294244940	0.00	0.00	690.00	690.00
13/04/2023	DIVIDEND FROM WOW DIV 001294244940	0.00	690.00	0.00	0.00
20/04/2023	DIVIDEND FROM RIO TINTO LTD AUF22/00166324	0.00	0.00	1,305.96	1,305.96
20/04/2023	DIVIDEND FROM RIO TINTO LTD AUF22/00166324	0.00	1,305.96	0.00	0.00
20/04/2023	TRANSFER FROM C-B HOLDINGS COLIN S/F PAYMENT	0.00	0.00	27,500.00	27,500.00
20/04/2023	TRANSFER FROM C-B HOLDINGS COLIN S/F PAYMENT	0.00	27,500.00	0.00	0.00
27/04/2023	ANZ INTERNET BANKING BPAY TAX OFFICE PAYMENT {510996}	0.00	0.00	2,569.00	2,569.00

Date	Description	Quantity	Debits	Credits	Balance
27/04/2023	ANZ INTERNET BANKING BPAY TAX OFFICE PAYMENT {510996}	0.00	2,569.00	0.00	0.00
28/04/2023	CREDIT INTEREST PAID	0.00	0.00	0.19	0.19
28/04/2023	CREDIT INTEREST PAID	0.00	0.19	0.00	0.00
02/05/2023	PAYMENT FROM WENDY MURCHLAND	0.00	0.00	27,500.00	27,500.00
02/05/2023	PAYMENT FROM WENDY MURCHLAND	0.00	27,500.00	0.00	0.00
12/05/2023	DIVIDEND FROM SOL DIV PAYMENT MAY23/00830742	0.00	0.00	1,207.08	1,207.08
12/05/2023	DIVIDEND FROM SOL DIV PAYMENT MAY23/00830742	0.00	1,207.08	0.00	0.00
31/05/2023	CREDIT INTEREST PAID	0.00	0.00	0.55	0.55
31/05/2023	CREDIT INTEREST PAID	0.00	0.55	0.00	0.00
05/06/2023	ANZ INTERNET BANKING BPAY TAX OFFICE PAYMENT {210671}	0.00	0.00	2,057.47	2,057.47
05/06/2023	ANZ INTERNET BANKING BPAY TAX OFFICE PAYMENT {210671}	0.00	2,057.47	0.00	0.00
27/06/2023	DIVIDEND FROM WBC DIVIDEND 001296166940	0.00	0.00	1,400.00	1,400.00
27/06/2023	DIVIDEND FROM WBC DIVIDEND 001296166940	0.00	1,400.00	0.00	0.00
30/06/2023	CREDIT INTEREST PAID	0.00	0.00	0.52	0.52
30/06/2023	CREDIT INTEREST PAID	0.00	0.52	0.00	0.00
30/06/2023	Closing Balance	0.00	0.00	0.00	0.00

Member Entitlement Accounts / Mr Colin Claring-Bould / Accumulation

Date	Description	Quantity	Debits	Credits	Balance
01/07/2022	Opening Balance	0.00	0.00	0.00	534,622.05
20/04/2023	Contribution Tax Withheld	0.00	4,125.00	0.00	530,497.05
20/04/2023	TRANSFER FROM C-B HOLDINGS COLIN S/F PAYMENT	0.00	0.00	27,500.00	557,997.05
30/06/2023	Income Taxes Allocated	0.00	4,433.65	0.00	553,563.40
30/06/2023	Investment Profit or Loss	0.00	0.00	81,894.79	635,458.19
30/06/2023	Closing Balance	0.00	0.00	0.00	635,458.19
Member Entitlement Accounts / Mrs Wendy Claring-Bould / Accumulation					
01/07/2022	Opening Balance	0.00	0.00	0.00	214,506.57
02/05/2023	Contribution Tax Withheld	0.00	4,125.00	0.00	210,381.57
02/05/2023	PAYMENT FROM WENDY MURCHLAND	0.00	0.00	27,500.00	237,881.57
30/06/2023	Income Taxes Allocated	0.00	1,795.25	0.00	236,086.32
30/06/2023	Investment Profit or Loss	0.00	0.00	33,161.28	269,247.60
30/06/2023	Closing Balance	0.00	0.00	0.00	269,247.60

Permanent Documents

[OCR_CJ & WA Claring-Bould Super Fund - Trust deed.pdf](#)

Self-managed superannuation fund annual return **2023**

Who should complete this annual return?

Only self-managed superannuation funds (SMSFs) can complete this annual return. All other funds must complete the *Fund income tax return 2023* (NAT 71287).

- ! The *Self-managed superannuation fund annual return instructions 2023* (NAT 71606) (the instructions) can assist you to complete this annual return.
- The SMSF annual return cannot be used to notify us of a change in fund membership. You must update fund details via ABR.gov.au or complete the Change of details for superannuation entities form (NAT 3036).

To complete this annual return

- Print clearly, using a BLACK pen only.
- Use BLOCK LETTERS and print one character per box.

S M I T H S T

- Place in ALL applicable boxes.

- Postal address for annual returns:

Australian Taxation Office
GPO Box 9845
[insert the name and postcode
of your capital city]

For example;

Australian Taxation Office
GPO Box 9845
SYDNEY NSW 2001

Section A: Fund information

1 Tax file number (TFN)

- To assist processing, write the fund's TFN at the top of pages 3, 5, 7 and 9.

- ! The ATO is authorised by law to request your TFN. You are not obliged to quote your TFN but not quoting it could increase the chance of delay or error in processing your annual return. See the Privacy note in the Declaration.

2 Name of self-managed superannuation fund (SMSF)

CJ & WA Claring-Bould Super Fund

3 Australian business number (ABN) (if applicable)

4 Current postal address

150 South Road

Suburb/town

Torrensville

State/territory

SA

Postcode

5031

5 Annual return status

Is this an amendment to the SMSF's 2023 return?

A No Yes

Is this the first required return for a newly registered SMSF?

B No Yes

Fund's tax file number (TFN) *****

6 SMSF auditor

Auditor's name

Title: MR

Family name

Boys

First given name

Anthony

Other given names

SMSF Auditor Number

100014140

Auditor's phone number

04

10702708

Postal address

PO Box 3376

Suburb/town

Rundle Mall

State/territory

SA

Postcode

5000

Date audit was completed

A

Day Month Year

Was Part A of the audit report qualified?

B No Yes

Was Part B of the audit report qualified?

C No Yes

If Part B of the audit report was qualified, have the reported issues been rectified?

D No Yes **7 Electronic funds transfer (EFT)**

We need your self-managed super fund's financial institution details to pay any super payments and tax refunds owing to you.

A Fund's financial institution account details

This account is used for super contributions and rollovers. Do not provide a tax agent account here.

Fund BSB number 015208

Fund account number 287332618

Fund account name

CJ & WA Claring-Bould Pty Ltd ATF CJ & WA Claring-Bould Super Fu

I would like my tax refunds made to this account. Go to C.**B Financial institution account details for tax refunds**

This account is used for tax refunds. You can provide a tax agent account here.

BSB number

Account number

Account name

C Electronic service address alias

Provide the electronic service address alias (ESA) issued by your SMSF messaging provider. (For example, SMSFdataESAAlias). See instructions for more information.

smsfdataflow

Fund's tax file number (TFN)

8 Status of SMSF Australian superannuation fund **A** No Yes Fund benefit structure **B** Code
 Does the fund trust deed allow acceptance of the Government's Super Co-contribution and Low Income Super Amounts? **C** No Yes

9 Was the fund wound up during the income year?
 No Yes If yes, provide the date on which the fund was wound up

Day	Month	Year
<input style="width: 100%;" type="text"/>		

 Have all tax lodgment and payment obligations been met? No Yes

10 Exempt current pension income
 Did the fund pay retirement phase superannuation income stream benefits to one or more members in the income year?

⊖ To claim a tax exemption for current pension income, you must pay at least the minimum benefit payment under the law. Record exempt current pension income at Label **A**.

No Go to Section B: Income.

Yes Exempt current pension income amount **A** \$.00

Which method did you use to calculate your exempt current pension income?

Segregated assets method **B**

Unsegregated assets method **C** Was an actuarial certificate obtained? **D** Yes

Did the fund have any other income that was assessable?

E Yes Go to Section B: Income.

No Choosing 'No' means that you do not have any assessable income, including no-TFN quoted contributions. Go to Section C: Deductions and non-deductible expenses. (Do **not** complete Section B: Income.)

⊖ If you are entitled to claim any tax offsets, you can list these at Section D: Income tax calculation statement.

Fund's tax file number (TFN)

Section B: Income

Do not complete this section if all superannuation interests in the SMSF were supporting superannuation income streams in the retirement phase for the **entire year**, there was **no** other income that was assessable, and you **have not** realised a deferred notional gain. If you are entitled to claim any tax offsets, you can record these at Section D: Income tax calculation statement.

11 Income

Did you have a capital gains tax (CGT) event during the year? **G** No Yes

If the total capital loss or total capital gain is greater than \$10,000 or you elected to use the transitional CGT relief in 2017 and the deferred notional gain has been realised, complete and attach a *Capital gains tax (CGT) schedule 2023*.

Have you applied an exemption or rollover? **M** No Yes Code

Net capital gain **A** \$ -00

Gross rent and other leasing and hiring income **B** \$ -00

Gross interest **C** \$ -00

Forestry managed investment scheme income **X** \$ -00

Gross foreign income	D1 \$ <input type="text" value="35"/> -00	Net foreign income	D \$ <input type="text" value="35"/> -00	Loss <input type="checkbox"/>
----------------------	--------------------------------------------------	--------------------	-------------------------------------------------	-------------------------------

Australian franking credits from a New Zealand company **E** \$ -00

Transfers from foreign funds **F** \$ -00 Number

Gross payments where ABN not quoted **H** \$ -00

Calculation of assessable contributions

Assessable employer contributions **R1** \$ -00

plus Assessable personal contributions **R2** \$ -00

plus ****No-TFN-quoted contributions** **R3** \$ -00
(an amount must be included even if it is zero)

less Transfer of liability to life insurance company or PST **R6** \$ -00

Gross distribution from partnerships **I** \$ -00

*Unfranked dividend amount **J** \$ -00

*Franked dividend amount **K** \$ -00

*Dividend franking credit **L** \$ -00

*Gross trust distributions **M** \$ -00

Assessable contributions (R1 plus R2 plus R3 less R6) **R** \$ -00

Calculation of non-arm's length income

*Net non-arm's length private company dividends **U1** \$ -00

plus *Net non-arm's length trust distributions **U2** \$ -00

plus *Net other non-arm's length income **U3** \$ -00

*Other income **S** \$ -00

*Assessable income due to changed tax status of fund **T** \$ -00

Net non-arm's length income (subject to 45% tax rate) (U1 plus U2 plus U3) **U** \$ -00

#This is a mandatory label.

*If an amount is entered at this label, check the instructions to ensure the correct tax treatment has been applied.

GROSS INCOME (Sum of labels A to U) **W** \$ -00 Loss

Exempt current pension income **Y** \$ -00

TOTAL ASSESSABLE INCOME (W less Y) **V** \$ -00 Loss

Fund's tax file number (TFN)

Section C: Deductions and non-deductible expenses

12 Deductions and non-deductible expenses

Under 'Deductions' list all expenses and allowances you are entitled to claim a deduction for. Under 'Non-deductible expenses', list all other expenses or normally allowable deductions that you cannot claim as a deduction (for example, all expenses related to exempt current pension income should be recorded in the 'Non-deductible expenses' column).

DEDUCTIONS		NON-DEDUCTIBLE EXPENSES	
Interest expenses within Australia	A1 \$ <input type="text" value="0"/> -00	A2 \$ <input type="text" value="0"/> -00	
Interest expenses overseas	B1 \$ <input type="text" value="0"/> -00	B2 \$ <input type="text" value="0"/> -00	
Capital works expenditure	D1 \$ <input type="text" value="0"/> -00	D2 \$ <input type="text" value="0"/> -00	
Decline in value of depreciating assets	E1 \$ <input type="text" value="0"/> -00	E2 \$ <input type="text" value="0"/> -00	
Insurance premiums – members	F1 \$ <input type="text" value="0"/> -00	F2 \$ <input type="text" value="0"/> -00	
SMSF auditor fee	H1 \$ <input type="text" value="0"/> -00	H2 \$ <input type="text" value="0"/> -00	
Investment expenses	I1 \$ <input type="text" value="0"/> -00	I2 \$ <input type="text" value="0"/> -00	
Management and administration expenses	J1 \$ <input type="text" value="2285"/> -00	J2 \$ <input type="text" value="0"/> -00	
Forestry managed investment scheme expense	U1 \$ <input type="text" value="0"/> -00	U2 \$ <input type="text" value="0"/> -00	
Other amounts	L1 \$ <input type="text" value="259"/> -00 Code <input type="text" value="0"/>	L2 \$ <input type="text" value="0"/> -00 Code <input type="text"/>	
Tax losses deducted	M1 \$ <input type="text" value="0"/> -00		

TOTAL DEDUCTIONS
N \$ -00
 (Total **A1** to **M1**)

TOTAL NON-DEDUCTIBLE EXPENSES
Y \$ -00
 (Total **A2** to **L2**)

#TAXABLE INCOME OR LOSS Loss
O \$ -00
 (TOTAL ASSESSABLE INCOME less TOTAL DEDUCTIONS)

TOTAL SMSF EXPENSES
Z \$ -00
 (N plus Y)

#This is a mandatory label.

Fund's tax file number (TFN) *****

Section D: Income tax calculation statement

#Important:

Section B label **R3**, Section C label **O** and Section D labels **A, T1, J, T5** and **I** are mandatory. If you leave these labels blank, you will have specified a zero amount.

13 Calculation statement

Please refer to the *Self-managed superannuation fund annual return instructions 2023* on how to complete the calculation statement.

#Taxable income	A \$	<input type="text" value="96526"/>	-00
		<i>(an amount must be included even if it is zero)</i>	
#Tax on taxable income	T1 \$	<input type="text" value="14478.90"/>	
		<i>(an amount must be included even if it is zero)</i>	
#Tax on no-TFN-quoted contributions	J \$	<input type="text" value="0"/>	
		<i>(an amount must be included even if it is zero)</i>	

Gross tax **B \$**
(T1 plus J)

Foreign income tax offset	C1 \$	<input type="text" value="6.66"/>	
Rebates and tax offsets	C2 \$	<input type="text"/>	
Non-refundable non-carry forward tax offsets	C \$	<input type="text" value="6.66"/>	
		<i>(C1 plus C2)</i>	

SUBTOTAL 1
T2 \$
(B less C – cannot be less than zero)

Early stage venture capital limited partnership tax offset	D1 \$	<input type="text" value="0"/>	
Early stage venture capital limited partnership tax offset carried forward from previous year	D2 \$	<input type="text" value="0"/>	
Early stage investor tax offset	D3 \$	<input type="text" value="0"/>	
Early stage investor tax offset carried forward from previous year	D4 \$	<input type="text" value="0"/>	
Non-refundable carry forward tax offsets	D \$	<input type="text" value="0"/>	
		<i>(D1 plus D2 plus D3 plus D4)</i>	

SUBTOTAL 2
T3 \$
(T2 less D – cannot be less than zero)

Complying fund's franking credits tax offset	E1 \$	<input type="text" value="11891.13"/>	
No-TFN tax offset	E2 \$	<input type="text"/>	
National rental affordability scheme tax offset	E3 \$	<input type="text"/>	
Exploration credit tax offset	E4 \$	<input type="text"/>	
Refundable tax offsets	E \$	<input type="text" value="11891.13"/>	
		<i>(E1 plus E2 plus E3 plus E4)</i>	

#TAX PAYABLE **T5 \$**
(T3 less E – cannot be less than zero)

Section 102AAM interest charge
G \$

Fund's tax file number (TFN)

Credit for tax withheld – foreign resident withholding (excluding capital gains)	
H2 \$	<input type="text" value="0"/>
Credit for tax withheld – where ABN or TFN not quoted (non-individual)	
H3 \$	<input type="text" value="0"/>
Credit for TFN amounts withheld from payments from closely held trusts	
H5 \$	<input type="text"/>
Credit for interest on no-TFN tax offset	
H6 \$	<input type="text"/>
Credit for foreign resident capital gains withholding amounts	
H8 \$	<input type="text"/>
Eligible credits	
H \$	<input type="text" value="0"/>
<i>(H2 plus H3 plus H5 plus H6 plus H8)</i>	

#Tax offset refunds <small>(Remainder of refundable tax offsets)</small>	I \$	<input type="text" value="0"/>
<i>(unused amount from label E – an amount must be included even if it is zero)</i>		

PAYG instalments raised

K \$

Supervisory levy

L \$

Supervisory levy adjustment for wound up funds

M \$

Supervisory levy adjustment for new funds

N \$

AMOUNT DUE OR REFUNDABLE <small>A positive amount at S is what you owe, while a negative amount is refundable to you.</small>	S \$	<input type="text" value="-3769.89"/>
<i>(T5 plus G less H less I less K plus L less M plus N)</i>		

#This is a mandatory label.

Section E: Losses

14 Losses

! If total loss is greater than \$100,000, complete and attach a *Losses schedule 2023*.

Tax losses carried forward to later income years	U \$	<input type="text" value="0"/>	-00
Net capital losses carried forward to later income years	V \$	<input type="text" value="0"/>	-00

Section F: **Member information**

MEMBER 1

Title:

Family name

First given name

Other given names

Member's TFN
See the Privacy note in the Declaration.

Date of birth (Day Month Year)

Contributions

OPENING ACCOUNT BALANCE \$

! Refer to instructions for completing these labels.

Employer contributions
A \$

ABN of principal employer
A1

Personal contributions
B \$

CGT small business retirement exemption
C \$

CGT small business 15-year exemption amount
D \$

Personal injury election
E \$

Spouse and child contributions
F \$

Other third party contributions
G \$

Proceeds from primary residence disposal
H \$

Receipt date (Day Month Year)
H1

Assessable foreign superannuation fund amount
I \$

Non-assessable foreign superannuation fund amount
J \$

Transfer from reserve: assessable amount
K \$

Transfer from reserve: non-assessable amount
L \$

Contributions from non-complying funds and previously non-complying funds
T \$

Any other contributions (including Super Co-contributions and Low Income Super Amounts)
M \$

TOTAL CONTRIBUTIONS N \$
(Sum of labels **A** to **M**)

Other transactions

Allocated earnings or losses **O** \$

Loss

Accumulation phase account balance
S1 \$

Retirement phase account balance - Non CDBIS
S2 \$

Retirement phase account balance - CDBIS
S3 \$

Inward rollovers and transfers
P \$

Outward rollovers and transfers
Q \$

Lump Sum payments
R1 \$

Income stream payments
R2 \$

Code

Code

TRIS Count

CLOSING ACCOUNT BALANCE S \$
(**S1** plus **S2** plus **S3**)

Accumulation phase value **X1** \$

Retirement phase value **X2** \$

Outstanding limited recourse borrowing arrangement amount **Y** \$

Fund's tax file number (TFN)

MEMBER 2

Title:

Family name

First given name

Other given names

Member's TFN
See the Privacy note in the Declaration.

Date of birth (Day Month Year)

Contributions

OPENING ACCOUNT BALANCE \$

! Refer to instructions for completing these labels.

Proceeds from primary residence disposal
H \$

Receipt date (Day Month Year)
H1

Assessable foreign superannuation fund amount
I \$

Non-assessable foreign superannuation fund amount
J \$

Transfer from reserve: assessable amount
K \$

Transfer from reserve: non-assessable amount
L \$

Contributions from non-complying funds and previously non-complying funds
T \$

Any other contributions (including Super Co-contributions and Low Income Super Amounts)
M \$

Employer contributions
A \$

ABN of principal employer
A1

Personal contributions
B \$

CGT small business retirement exemption
C \$

CGT small business 15-year exemption amount
D \$

Personal injury election
E \$

Spouse and child contributions
F \$

Other third party contributions
G \$

TOTAL CONTRIBUTIONS N \$ (Sum of labels **A** to **M**)

Other transactions

Allocated earnings or losses **O** \$

Accumulation phase account balance
S1 \$

Retirement phase account balance - Non CDBIS
S2 \$

Retirement phase account balance - CDBIS
S3 \$

Inward rollovers and transfers **P** \$

Outward rollovers and transfers **Q** \$

Lump Sum payments **R1** \$

Income stream payments **R2** \$

TRIS Count

CLOSING ACCOUNT BALANCE S \$ (S1 plus S2 plus S3)

Accumulation phase value **X1** \$

Retirement phase value **X2** \$

Outstanding limited recourse borrowing arrangement amount **Y** \$

Fund's tax file number (TFN)

Section H: **Assets and liabilities**

15 ASSETS

15a Australian managed investments

Listed trusts **A** \$ -00
 Unlisted trusts **B** \$ -00
 Insurance policy **C** \$ -00
 Other managed investments **D** \$ -00

15b Australian direct investments

Limited recourse borrowing arrangements
 Australian residential real property
J1 \$ -00
 Australian non-residential real property
J2 \$ -00
 Overseas real property
J3 \$ -00
 Australian shares
J4 \$ -00
 Overseas shares
J5 \$ -00
 Other
J6 \$ -00
 Property count
J7

Cash and term deposits **E** \$ -00
 Debt securities **F** \$ -00
 Loans **G** \$ -00
 Listed shares **H** \$ -00
 Unlisted shares **I** \$ -00
 Limited recourse borrowing arrangements **J** \$ -00
 Non-residential real property **K** \$ -00
 Residential real property **L** \$ -00
 Collectables and personal use assets **M** \$ -00
 Other assets **O** \$ -00

15c Other investments

Crypto-Currency **N** \$ -00

15d Overseas direct investments

Overseas shares **P** \$ -00
 Overseas non-residential real property **Q** \$ -00
 Overseas residential real property **R** \$ -00
 Overseas managed investments **S** \$ -00
 Other overseas assets **T** \$ -00

TOTAL AUSTRALIAN AND OVERSEAS ASSETS U \$ -00
 (Sum of labels **A** to **T**)

15e In-house assets

Did the fund have a loan to, lease to or investment in, related parties (known as in-house assets) at the end of the income year?
A No Yes \$ -00

Fund's tax file number (TFN)

15f Limited recourse borrowing arrangements

If the fund had an LRBA were the LRBA borrowings from a licensed financial institution? **A** No Yes

Did the members or related parties of the fund use personal guarantees or other security for the LRBA? **B** No Yes

16 LIABILITIES

Borrowings for limited recourse borrowing arrangements	V1 \$ <input type="text" value=""/>	-00		
Permissible temporary borrowings	V2 \$ <input type="text" value=""/>	-00		
Other borrowings	V3 \$ <input type="text" value=""/>	-00	Borrowings	V \$ <input type="text" value="0"/>
				-00
Total member closing account balances (total of all CLOSING ACCOUNT BALANCES from Sections F and G)			W \$	<input type="text" value="904705"/>
				-00
Reserve accounts	X \$	<input type="text" value="0"/>		-00
Other liabilities	Y \$	<input type="text" value="1653"/>		-00
TOTAL LIABILITIES			Z \$	<input type="text" value="906358"/>
				-00

Section I: Taxation of financial arrangements

17 Taxation of financial arrangements (TOFA)

Total TOFA gains **H** \$

Total TOFA losses **I** \$

Section J: Other information

Family trust election status

If the trust or fund has made, or is making, a family trust election, write the four-digit **income year specified** of the election (for example, for the 2022–23 income year, write **2023**). **A**

If revoking or varying a family trust election, print **R** for revoke or print **V** for variation, and complete and attach the *Family trust election, revocation or variation 2023*. **B**

Interposed entity election status

If the trust or fund has an existing election, write the earliest income year specified. If the trust or fund is making one or more elections this year, write the earliest income year being specified and complete an *Interposed entity election or revocation 2023* for each election. **C**

If revoking an interposed entity election, print **R**, and complete and attach the *Interposed entity election or revocation 2023*. **D**

Section K: **Declarations**

 Penalties may be imposed for false or misleading information in addition to penalties relating to any tax shortfalls.

Important

Before making this declaration check to ensure that all income has been disclosed and the annual return, all attached schedules and any additional documents are true and correct in every detail. If you leave labels blank, you will have specified a zero amount or the label was not applicable to you. If you are in doubt about any aspect of the annual return, place all the facts before the ATO.

Privacy

The ATO is authorised by the *Taxation Administration Act 1953* to request the provision of tax file numbers (TFNs). We will use the TFN to identify the entity in our records. It is not an offence not to provide the TFN. However if you do not provide the TFN, the processing of this form may be delayed.

Taxation law authorises the ATO to collect information and disclose it to other government agencies. For information about your privacy go to ato.gov.au/privacy

TRUSTEE'S OR DIRECTOR'S DECLARATION:

I declare that, the current trustees and directors have authorised this annual return and it is documented as such in the SMSF's records. I have received a copy of the audit report and are aware of any matters raised therein. The information on this annual return, including any attached schedules and additional documentation is true and correct.

Authorised trustee's, director's or public officer's signature

Date / /

Preferred trustee or director contact details:

Title:

Family name

First given name

Other given names

Phone number

Email address

Non-individual trustee name (if applicable)

ABN of non-individual trustee

Time taken to prepare and complete this annual return Hrs

 The Commissioner of Taxation, as Registrar of the Australian Business Register, may use the ABN and business details which you provide on this annual return to maintain the integrity of the register. For further information, refer to the instructions.

TAX AGENT'S DECLARATION:

I declare that the *Self-managed superannuation fund annual return 2023* has been prepared in accordance with information provided by the trustees, that the trustees have given me a declaration stating that the information provided to me is true and correct, and that the trustees have authorised me to lodge this annual return.

Tax agent's signature

Date / /

Tax agent's contact details

Title:

Family name

First given name

Other given names

Tax agent's practice

Tax agent's phone number

Reference number

Tax agent number

CJ & WA Claring-Bould Super Fund
Investment Revaluation as at 30 June 2023

Investment		Price Date	Market Price	Quantity	Market Value	Change in Market Value
Listed Securities Market						
AGL	AGL Energy Limited (ASX:AGL)	30 Jun 2023	10.81000	3,000.00000	32,430.00	7,922.66
APA	APA Group (ASX:APA)	30 Jun 2023	9.69000	4,000.00000	38,760.00	(6,320.00)
BKI	BKI Investment Company Limited (ASX:BKI)	30 Jun 2023	1.72500	62,049.00000	107,034.52	4,034.52
CBA	Commonwealth Bank Of Australia (ASX:CBA)	30 Jun 2023	100.27000	500.00000	50,135.00	4,945.00
CSL	CSL Limited (ASX:CSL)	30 Jun 2023	277.38000	229.00000	63,520.02	1,905.28
EDV	Endeavour Group Limited (ASX:EDV)	30 Jun 2023	6.31000	5,000.00000	31,550.00	(5,577.50)
PGF	Pm Capital Global Opportunities Fund Limited (ASX:PGF)	30 Jun 2023	1.77500	71,435.00000	126,797.12	15,597.12
RIO	Rio Tinto Limited (ASX:RIO)	30 Jun 2023	114.69000	400.00000	45,876.00	4,796.00
SCG	Scentre Group (ASX:SCG)	30 Jun 2023	2.65000	9,000.00000	23,850.00	540.00
SOL	Washington H Soul Pattinson & Company Limited (ASX:SOL)	30 Jun 2023	31.78000	3,353.00000	106,558.34	27,628.72
STO	Santos Limited (ASX:STO)	30 Jun 2023	7.52000	6,000.00000	45,120.00	600.00
TLS	Telstra Group Limited (ASX:TLS)	30 Jun 2023	4.30000	10,000.00000	43,000.00	4,075.00
VG1	Vgi Partners Global Investments Limited (ASX:VG1)	30 Jun 2023	1.62500	13,250.00000	21,531.25	2,053.75
WBC	Westpac Banking Corporation (ASX:WBC)	30 Jun 2023	21.34000	2,000.00000	42,680.00	3,680.00
WOW	Woolworths Group Limited (ASX:WOW)	30 Jun 2023	39.73000	1,500.00000	59,595.00	6,195.00
Listed Securities Market Total					838,437.25	72,075.55
Fund Total					838,437.25	72,075.55

CJ & WA Claring-Bould Super Fund

Investment Income Comparison Report

For the period 1 July 2022 to 30 June 2023

Payment Date	Income Type	Ledger Data		Diff *	Announcement Data					
		Total Income	Tax Credits+		Quantity	Held < 45 Days	Amount Per Unit	Total Income	Tax Credits+	
Cash At Bank										
ANZBACCT: ANZ Bank Account										
29/07/2022	Interest	0.48	0.00							
31/08/2022	Interest	0.53	0.00							
30/09/2022	Interest	0.53	0.00							
31/10/2022	Interest	0.60	0.00							
30/11/2022	Interest	0.54	0.00							
30/12/2022	Interest	0.31	0.00							
31/01/2023	Interest	0.34	0.00							
28/02/2023	Interest	0.28	0.00							
31/03/2023	Interest	0.18	0.00							
28/04/2023	Interest	0.19	0.00							
31/05/2023	Interest	0.55	0.00							
30/06/2023	Interest	0.52	0.00							
		5.05	0.00							
Total		5.05	0.00							
Shares in Listed Companies										
AGL: AGL Energy Limited (ASX:AGL)										
27/09/2022	Dividend	200.00	0.00		2,000	0	0.1000	200.00	0.00	
24/03/2023	Dividend	240.00	0.00		3,000	0	0.0800	240.00	0.00	
		440.00	0.00					440.00	0.00	
BKI: BKI Investment Company Limited (ASX:BKI)										
30/08/2022	Dividend	2,325.00	996.43		50,000	0	0.0465	2,325.00	996.43	
28/02/2023	Dividend	2,100.00	900.00		50,000	0	0.0420	2,100.00	900.00	
		4,425.00	1,896.43					4,425.00	1,896.43	
CBA: Commonwealth Bank Of Australia (ASX:CBA)										
29/09/2022	Dividend	1,050.00	450.00		500	0	2.1000	1,050.00	450.00	
30/03/2023	Dividend	1,050.00	450.00		500	0	2.1000	1,050.00	450.00	
		2,100.00	900.00					2,100.00	900.00	
CSL: CSL Limited (ASX:CSL)										
05/10/2022	Dividend	402.65	17.25	*	229	0	1.7583	402.65	17.26	
05/04/2023	Dividend	371.31	0.00		229	0	1.6215	371.31	0.00	
		773.96	17.25					773.96	17.26	
EDV: Endeavour Group Limited (ASX:EDV)										
16/09/2022	Dividend	231.00	99.00		3,000	0	0.0770	231.00	99.00	
20/03/2023	Dividend	715.00	306.43		5,000	0	0.1430	715.00	306.43	
		946.00	405.43					946.00	405.43	
PGF: Pm Capital Global Opportunities Fund Limited (ASX:PGF)										
06/10/2022	Dividend	3,000.00	1,285.71		60,000	0	0.0500	3,000.00	1,285.71	
13/04/2023	Dividend	3,571.75	1,530.75		71,435	0	0.0500	3,571.75	1,530.75	
		6,571.75	2,816.46					6,571.75	2,816.46	

+Note: Tax Credits refer to franking credits for domestic income and foreign tax credits where the income is foreign in nature.

CJ & WA Claring-Bould Super Fund
Investment Income Comparison Report
For the period 1 July 2022 to 30 June 2023

Payment Date	Income Type	Ledger Data			Announcement Data					
		Total Income	Tax Credits+	Diff *	Quantity	Held < 45 Days	Amount Per Unit	Total Income	Tax Credits+	
RIO: Rio Tinto Limited (ASX:RIO)										
22/09/2022	Dividend	1,534.80	657.77		400	0	3.8370	1,534.80	657.77	
20/04/2023	Dividend	1,305.96	559.70		400	0	3.2649	1,305.96	559.70	
		<u>2,840.76</u>	<u>1,217.47</u>					<u>2,840.76</u>	<u>1,217.47</u>	
SOL: Washington H Soul Pattinson & Company Limited (ASX:SOL)										
12/12/2022	Dividend	1,944.74	833.46		3,353	0	0.5800	1,944.74	833.46	
12/05/2023	Dividend	1,207.08	517.32		3,353	0	0.3600	1,207.08	517.32	
		<u>3,151.82</u>	<u>1,350.78</u>					<u>3,151.82</u>	<u>1,350.78</u>	
STO: Santos Limited (ASX:STO)										
22/09/2022	Dividend	655.61	0.00		6,000	0	0.1093	655.61	0.00	
29/03/2023	Dividend	1,341.81	0.00		6,000	0	0.2236	1,341.81	0.00	
		<u>1,997.42</u>	<u>0.00</u>					<u>1,997.42</u>	<u>0.00</u>	
TLS: Telstra Group Limited (ASX:TLS)										
21/09/2022	Dividend	595.00	255.00		7,000	0	0.0850	595.00	255.00	
31/03/2023	Dividend	850.00	364.29		10,000	0	0.0850	850.00	364.29	
		<u>1,445.00</u>	<u>619.29</u>					<u>1,445.00</u>	<u>619.29</u>	
VG1: Vgi Partners Global Investments Limited (ASX:VG1)										
28/09/2022	Dividend	596.25	187.38		13,250	0	0.0450	596.25	187.38	
29/03/2023	Dividend	596.25	255.54		13,250	0	0.0450	596.25	255.54	
		<u>1,192.50</u>	<u>442.92</u>					<u>1,192.50</u>	<u>442.92</u>	
WBC: Westpac Banking Corporation (ASX:WBC)										
20/12/2022	Dividend	1,280.00	548.57		2,000	0	0.6400	1,280.00	548.57	
27/06/2023	Dividend	1,400.00	600.00		2,000	0	0.7000	1,400.00	600.00	
		<u>2,680.00</u>	<u>1,148.57</u>					<u>2,680.00</u>	<u>1,148.57</u>	
WOW: Woolworths Group Limited (ASX:WOW)										
27/09/2022	Dividend	795.00	340.71		1,500	0	0.5300	795.00	340.71	
13/04/2023	Dividend	690.00	295.71		1,500	0	0.4600	690.00	295.71	
		<u>1,485.00</u>	<u>636.42</u>					<u>1,485.00</u>	<u>636.42</u>	
Total		30,049.21	11,451.02					30,049.21	11,451.03	
Stapled Securities										
APA: APA Group (ASX:APA)										
01/07/2022	Distribution	0.00	0.00	*	4,000	0	0.2686	1,074.23	108.15	
14/09/2022	Distribution	1,074.23	0.00	*						
29/12/2022	Distribution	1,040.00	0.00	*	4,000	0	0.2600	1,040.00	145.79	
29/06/2023	Distribution	41.14	0.00		4,000	0	0.0103	41.14	0.00	
		<u>2,155.37</u>	<u>0.00</u>					<u>2,155.37</u>	<u>253.94</u>	
SCG: Scentre Group (ASX:SCG)										
15/08/2022	Distribution	675.00	0.00	*	9,000	0	0.0750	675.00	0.14	
16/02/2023	Distribution	742.50	0.00	*	9,000	0	0.0825	742.50	185.90	
		<u>1,417.50</u>	<u>0.00</u>					<u>1,417.50</u>	<u>186.04</u>	
Total		3,572.87	0.00					3,572.87	439.98	

+Note: Tax Credits refer to franking credits for domestic income and foreign tax credits where the income is foreign in nature.

CJ & WA Claring-Bould Super Fund

Tax Accounting Reconciliation

For the period 1 July 2022 to 30 June 2023

Operating Statement Profit vs. Provision for Income Tax		2023
		\$
Benefits Accrued as a Result of Operations before Income Tax		170,056.07
<u>ADD:</u>		
Taxable Capital Gains		5.00
<u>LESS:</u>		
Increase in Market Value		72,075.55
Distributed Capital Gains		7.08
Non-Taxable Income		1,451.45
Rounding		0.99
Taxable Income or Loss		<u>96,526.00</u>

	Income Amount	Tax Amount
Gross Tax @ 15% for Concessional Income	96,526.00	14,478.90
Gross Tax @ 45% for Net Non-Arm's Length Income	0.00	0.00
No-TFN Quoted Contributions @ 32%	0.00	0.00
Change in Carried Forward Losses	0.00	0.00
Provision for Income Tax		<u>14,478.90</u>

Provision for Income Tax vs. Income Tax Expense

Provision for Income Tax	14,478.90
Income Tax Expense	<u>14,478.90</u>

Provision for Income Tax vs. Income Tax Payable

Provision for Income Tax	14,478.90
<u>LESS:</u>	
Franking Credits	11,891.13
Foreign Tax Credits	6.66
Income Tax Instalments Paid	6,610.00
Income Tax Payable (Receivable)	<u>(4,028.89)</u>

Exempt Current Pension Income Settings

Pension Exempt % (Actuarial)	0.0000%
Pension Exempt % (Expenses)	0.0000%
Assets Segregated For Pensions	No

CJ & WA Claring-Bould Super Fund
Statement of Taxable Income
For the Period from 1 July 2022 to 30 June 2023

Description	Investment Reference	Date	Tax Return Ref.	Amount
			Section B	
Income				
Net Capital Gain				
Gross Capital Gain - Distributed Capital Gains from Trusts	As Per Investment Disposals CGT Report	30 Jun 2023	A	7.00
Deferred Capital Gain Realised		30 Jun 2023	A	0.00
Less Capital Losses Applied		30 Jun 2023	A	0.00
Less Discount		30 Jun 2023	A	(2.00)
Total Net Capital Gain			A	5.00
Total Gross Rent and Other Leasing & Hiring Income			B	0.00
Gross Interest				
CREDIT INTEREST PAID	ANZBACCT: ANZ Bank Account	29 Jul 2022	C	0.48
CREDIT INTEREST PAID	ANZBACCT: ANZ Bank Account	31 Aug 2022	C	0.53
CREDIT INTEREST PAID	ANZBACCT: ANZ Bank Account	30 Sep 2022	C	0.53
CREDIT INTEREST PAID	ANZBACCT: ANZ Bank Account	31 Oct 2022	C	0.60
CREDIT INTEREST PAID	ANZBACCT: ANZ Bank Account	30 Nov 2022	C	0.54
CREDIT INTEREST PAID	ANZBACCT: ANZ Bank Account	30 Dec 2022	C	0.31
CREDIT INTEREST PAID	ANZBACCT: ANZ Bank Account	31 Jan 2023	C	0.34
CREDIT INTEREST PAID	ANZBACCT: ANZ Bank Account	28 Feb 2023	C	0.28
CREDIT INTEREST PAID	ANZBACCT: ANZ Bank Account	31 Mar 2023	C	0.18
CREDIT INTEREST PAID	ANZBACCT: ANZ Bank Account	28 Apr 2023	C	0.19
CREDIT INTEREST PAID	ANZBACCT: ANZ Bank Account	31 May 2023	C	0.55
CREDIT INTEREST PAID	ANZBACCT: ANZ Bank Account	30 Jun 2023	C	0.52
Less Rounding			C	(0.05)
Total Gross Interest			C	5.00
Total Forestry Managed Investment Scheme Income			X	0.00
Net Foreign Income				
Distribution - Tax Statement	SCG: Scentre Group	15 Aug 2022	D	16.83
Distribution - Tax Statement	SCG: Scentre Group	16 Feb 2023	D	18.52
Less Rounding			D	(0.35)
Total Net Foreign Income			D	35.00
Total Australian Franking Credits from a New Zealand Company			E	0.00
Total Transfers from Foreign Funds			F	0.00
Total Gross Payments where ABN not quoted			H	0.00
Total Gross Distribution from Partnerships			I	0.00
Unfranked Dividend Amount				
AGL AUD UNFRANKED, NIL CFI, DRP SUSP	AGL: AGL Energy Limited	27 Sep 2022	J	200.00
AGL AUD UNFRANKED, NIL CFI, DRP NIL DISC	AGL: AGL Energy Limited	24 Mar 2023	J	240.00
CSL USD 1.18, 0.118 FRANKED, 30% CTR, 1.062 CFI, DRP SUSP	CSL: CSL Limited	05 Oct 2022	J	362.39
CSL USD 1.07, UNFRANKED, 1.07 CFI, DRP SUSP	CSL: CSL Limited	05 Apr 2023	J	371.31

CJ & WA Claring-Bould Super Fund
Statement of Taxable Income
For the Period from 1 July 2022 to 30 June 2023

Description	Investment Reference	Date	Tax Return Ref.	Amount
STO USD 0.076, UNFRANKED, 0.076 CFI, DRP SUSP	STO: Santos Limited	22 Sep 2022	J	655.61
STO USD 0.151, UNFRANKED, 0.151 CFI, DRP SUSP	STO: Santos Limited	29 Mar 2023	J	1,341.81
VG1 AUD 0.033 FRANKED, 30% CTR, NIL CFI, DRP NIL DISC	VG1: Vgi Partners Global Investments Limited	28 Sep 2022	J	159.02
<i>Less Rounding</i>			J	(0.14)
Total Unfranked Dividend Amount			J	3,330.00
Franked Dividend Amount				
BKI AUD 0.01 SPEC, 0.0465 FRANKED, 30% CTR, DRP NIL DISC	BKI: BKI Investment Company Limited	30 Aug 2022	K	2,325.00
BKI AUD 0.005 SPEC, 0.042 FRANKED, 30% CTR, DRP NIL DISC	BKI: BKI Investment Company Limited	28 Feb 2023	K	2,100.00
CBA AUD 2.1 FRANKED, 30% CTR, DRP NIL DISC	CBA: Commonwealth Bank Of Australia	29 Sep 2022	K	1,050.00
CBA AUD 2.1 FRANKED, 30% CTR, DRP NIL DISC	CBA: Commonwealth Bank Of Australia	30 Mar 2023	K	1,050.00
CSL USD 1.18, 0.118 FRANKED, 30% CTR, 1.062 CFI, DRP SUSP	CSL: CSL Limited	05 Oct 2022	K	40.26
EDV AUD 0.077 FRANKED, 30% CTR	EDV: Endeavour Group Limited	16 Sep 2022	K	231.00
EDV AUD 0.143 FRANKED, 30% CTR	EDV: Endeavour Group Limited	20 Mar 2023	K	715.00
PGF AUD 0.05 FRANKED, 30% CTR, DRP NIL DISC	PGF: Pm Capital Global Opportunities Fund Limited	06 Oct 2022	K	3,000.00
PGF AUD 0.05 FRANKED, 30% CTR, DRP NIL DISC	PGF: Pm Capital Global Opportunities Fund Limited	13 Apr 2023	K	3,571.75
RIO AUD 3.837 FRANKED, 30% CTR, DRP NIL DISC	RIO: Rio Tinto Limited	22 Sep 2022	K	1,534.80
RIO AUD 3.2649 FRANKED, 30% CTR, DRP NIL DISC	RIO: Rio Tinto Limited	20 Apr 2023	K	1,305.96
SOL AUD 0.15 SPEC, 0.58 FRANKED, 30% CTR	SOL: Washington H Soul Pattinson & Company Limited	12 Dec 2022	K	1,944.74
SOL AUD 0.36 FRANKED, 30% CTR	SOL: Washington H Soul Pattinson & Company Limited	12 May 2023	K	1,207.08
TLS AUD 0.01 SPEC, 0.085 FRANKED, 30% CTR, DRP NIL DISC	TLS: Telstra Group Limited	21 Sep 2022	K	595.00
TLS AUD 0.085 FRANKED, 30% CTR, DRP NIL DISC	TLS: Telstra Group Limited	31 Mar 2023	K	850.00
VG1 AUD 0.033 FRANKED, 30% CTR, NIL CFI, DRP NIL DISC	VG1: Vgi Partners Global Investments Limited	28 Sep 2022	K	437.23
VG1 AUD 0.045 FRANKED, 30% CTR, DRP	VG1: Vgi Partners Global Investments Limited	29 Mar 2023	K	596.25
WBC AUD 0.64 FRANKED, 30% CTR, DRP NIL DISC	WBC: Westpac Banking Corporation	20 Dec 2022	K	1,280.00
WBC AUD 0.7 FRANKED, 30% CTR, DRP NIL DISC	WBC: Westpac Banking Corporation	27 Jun 2023	K	1,400.00
WOW AUD 0.53 FRANKED, 30% CTR, DRP NIL DISC	WOW: Woolworths Group Limited	27 Sep 2022	K	795.00
WOW AUD 0.46 FRANKED, 30% CTR, DRP NIL DISC	WOW: Woolworths Group Limited	13 Apr 2023	K	690.00
<i>Less Rounding</i>			K	(0.07)
Total Franked Dividend Amount			K	26,719.00
Dividend Franking Credit				
BKI AUD 0.01 SPEC, 0.0465 FRANKED, 30% CTR, DRP NIL DISC	BKI: BKI Investment Company Limited	30 Aug 2022	L	996.43
BKI AUD 0.005 SPEC, 0.042 FRANKED, 30% CTR, DRP NIL DISC	BKI: BKI Investment Company Limited	28 Feb 2023	L	900.00
CBA AUD 2.1 FRANKED, 30% CTR, DRP NIL DISC	CBA: Commonwealth Bank Of Australia	29 Sep 2022	L	450.00
CBA AUD 2.1 FRANKED, 30% CTR, DRP NIL DISC	CBA: Commonwealth Bank Of Australia	30 Mar 2023	L	450.00
CSL USD 1.18, 0.118 FRANKED, 30% CTR, 1.062 CFI, DRP SUSP	CSL: CSL Limited	05 Oct 2022	L	17.25
EDV AUD 0.077 FRANKED, 30% CTR	EDV: Endeavour Group Limited	16 Sep 2022	L	99.00
EDV AUD 0.143 FRANKED, 30% CTR	EDV: Endeavour Group Limited	20 Mar 2023	L	306.43
PGF AUD 0.05 FRANKED, 30% CTR, DRP NIL DISC	PGF: Pm Capital Global Opportunities Fund Limited	06 Oct 2022	L	1,285.71

CJ & WA Claring-Bould Super Fund
Statement of Taxable Income
For the Period from 1 July 2022 to 30 June 2023

Description	Investment Reference	Date	Tax Return Ref.	Amount
PGF AUD 0.05 FRANKED, 30% CTR, DRP NIL DISC	PGF: Pm Capital Global Opportunities Fund Limited	13 Apr 2023	L	1,530.75
RIO AUD 3.837 FRANKED, 30% CTR, DRP NIL DISC	RIO: Rio Tinto Limited	22 Sep 2022	L	657.77
RIO AUD 3.2649 FRANKED, 30% CTR, DRP NIL DISC	RIO: Rio Tinto Limited	20 Apr 2023	L	559.70
SOL AUD 0.15 SPEC, 0.58 FRANKED, 30% CTR	SOL: Washington H Soul Pattinson & Company Limited	12 Dec 2022	L	833.46
SOL AUD 0.36 FRANKED, 30% CTR	SOL: Washington H Soul Pattinson & Company Limited	12 May 2023	L	517.32
TLS AUD 0.01 SPEC, 0.085 FRANKED, 30% CTR, DRP NIL DISC	TLS: Telstra Group Limited	21 Sep 2022	L	255.00
TLS AUD 0.085 FRANKED, 30% CTR, DRP NIL DISC	TLS: Telstra Group Limited	31 Mar 2023	L	364.29
VG1 AUD 0.033 FRANKED, 30% CTR, NIL CFI, DRP NIL DISC	VG1: Vgi Partners Global Investments Limited	28 Sep 2022	L	187.38
VG1 AUD 0.045 FRANKED, 30% CTR, DRP	VG1: Vgi Partners Global Investments Limited	29 Mar 2023	L	255.54
WBC AUD 0.64 FRANKED, 30% CTR, DRP NIL DISC	WBC: Westpac Banking Corporation	20 Dec 2022	L	548.57
WBC AUD 0.7 FRANKED, 30% CTR, DRP NIL DISC	WBC: Westpac Banking Corporation	27 Jun 2023	L	600.00
WOW AUD 0.53 FRANKED, 30% CTR, DRP NIL DISC	WOW: Woolworths Group Limited	27 Sep 2022	L	340.71
WOW AUD 0.46 FRANKED, 30% CTR, DRP NIL DISC	WOW: Woolworths Group Limited	13 Apr 2023	L	295.71
<i>Less Rounding</i>			L	(0.02)
Total Dividend Franking Credit			L	11,451.00
Gross Trust Distributions				
Distribution - Tax Statement	APA: APA Group	14 Sep 2022	M	(463.54)
DIVIDEND FROM APA DST 001281218132	APA: APA Group	14 Sep 2022	M	1,074.23
APA AUD EST 0.26, DRP SUSP	APA: APA Group	29 Dec 2022	M	1,040.00
Distribution - Tax Statement	APA: APA Group	29 Dec 2022	M	(448.77)
APA AUD DRP SUSP	APA: APA Group	29 Jun 2023	M	41.14
Distribution - Tax Statement	APA: APA Group	29 Jun 2023	M	(17.75)
Distribution - Tax Statement	SCG: Scentre Group	15 Aug 2022	M	(55.75)
SCG AUD EST 0.075	SCG: Scentre Group	15 Aug 2022	M	675.00
Distribution - Tax Statement	SCG: Scentre Group	16 Feb 2023	M	(61.30)
SCG AUD EST 0.0825	SCG: Scentre Group	16 Feb 2023	M	742.50
<i>Less Rounding</i>			M	(0.76)
Total Gross Trust Distributions			M	2,525.00
Total Assessable Employer Contributions			R1	0.00
Assessable Personal Contributions				
TRANSFER FROM C-B HOLDINGS COLIN S/F PAYMENT	1: Colin Claring-Bould	20 Apr 2023	R2	27,500.00
PAYMENT FROM WENDY MURCHLAND	2: Wendy Claring-Bould	02 May 2023	R2	27,500.00
Total Assessable Personal Contributions			R2	55,000.00
Total No-TFN quoted contributions			R3	0.00
Total Transfer of Liability to life insurance company or PST			R6	0.00
Total Assessable Contributions			R	55,000.00
Total Other Income			S	0.00
Total Assessable Income Due to Changed Tax Status of Fund			T	0.00
Total Net Non-arm's Length Income			U	0.00
Total Exempt Current Pension Income			Y	0.00

CJ & WA Claring-Bould Super Fund
Statement of Taxable Income
For the Period from 1 July 2022 to 30 June 2023

Description	Investment Reference	Date	Tax Return Ref.	Amount
Total Assessable Income				99,070.00
<u>Deductions</u>				<u>Section C</u>
Total Interest Expenses within Australia				A 0.00
Total Interest Expenses Overseas				B 0.00
Total Capital Works Deductions				D 0.00
Total Deduction for Decline in Value of Depreciating Assets				E 0.00
Total Death or Disability Premiums				F 0.00
Total Death Benefit Increase				G 0.00
Total Approved Auditor Fee				H 0.00
Total Investment Expenses				I 0.00
Management and Administration Expenses				
ANZ INTERNET BANKING PAYMENT 467938 TO A V Adamson and Co		24 Jan 2023	J	2,226.40
ANZ INTERNET BANKING BPAY ASIC {133061}		25 Jan 2023	J	59.00
Less Rounding			J	(0.40)
Total Management and Administration Expenses				J 2,285.00
Total Forestry Managed Investment Scheme Deduction				U 0.00
Other Deductions				
ANZ INTERNET BANKING BPAY TAX OFFICE PAYMENT {210671}		05 Jun 2023	L	259.00
Total Other Deductions				L 259.00
Tax Losses Deducted				
Tax Losses Brought Forward		30 Jun 2023	M	0.00
Less Net Exempt Income		30 Jun 2023	M	0.00
Total Tax Losses Deducted				M 0.00
Total Deductions				2,544.00
Taxable Income or Loss			(V - N) O	96,526.00

Income Tax Calculation Statement

Section D

Gross Tax

Gross Tax @ 15% for Concessional Income		30 Jun 2023	T1	14,478.90
Gross Tax @ 45% for Net Non-Arm's Length Income		30 Jun 2023	T1	0.00
No-TFN Quoted Contributions @ 32%		30 Jun 2023	J	0.00
Total Gross Tax				14,478.90

Credit: Foreign Tax Income Offset

Distribution - Tax Statement	SCG: Scentre Group	15 Aug 2022	C1	3.17
Distribution - Tax Statement	SCG: Scentre Group	16 Feb 2023	C1	3.49
Total Credit: Foreign Tax Income Offset				C1 6.66
Total Credit: Rebates and Tax Offset				C2 0.00

CJ & WA Claring-Bould Super Fund
Statement of Taxable Income
For the Period from 1 July 2022 to 30 June 2023

Description	Investment Reference	Date	Tax Return Ref.	Amount
Rebates and Offsets			C	6.66
SUBTOTAL				14,472.24
Credit: Refundable Franking Credits				
Distribution - Tax Statement	APA: APA Group	14 Sep 2022	E1	126.55
Distribution - Tax Statement	APA: APA Group	29 Dec 2022	E1	122.52
Distribution - Tax Statement	APA: APA Group	29 Jun 2023	E1	4.85
BKI AUD 0.01 SPEC, 0.0465 FRANKED, 30% CTR, DRP NIL DISC	BKI: BKI Investment Company Limited	30 Aug 2022	E1	996.43
BKI AUD 0.005 SPEC, 0.042 FRANKED, 30% CTR, DRP NIL DISC	BKI: BKI Investment Company Limited	28 Feb 2023	E1	900.00
CBA AUD 2.1 FRANKED, 30% CTR, DRP NIL DISC	CBA: Commonwealth Bank Of Australia	29 Sep 2022	E1	450.00
CBA AUD 2.1 FRANKED, 30% CTR, DRP NIL DISC	CBA: Commonwealth Bank Of Australia	30 Mar 2023	E1	450.00
CSL USD 1.18, 0.118 FRANKED, 30% CTR, 1.062 CFI, DRP SUSP	CSL: CSL Limited	05 Oct 2022	E1	17.25
EDV AUD 0.077 FRANKED, 30% CTR	EDV: Endeavour Group Limited	16 Sep 2022	E1	99.00
EDV AUD 0.143 FRANKED, 30% CTR	EDV: Endeavour Group Limited	20 Mar 2023	E1	306.43
PGF AUD 0.05 FRANKED, 30% CTR, DRP NIL DISC	PGF: Pm Capital Global Opportunities Fund Limited	06 Oct 2022	E1	1,285.71
PGF AUD 0.05 FRANKED, 30% CTR, DRP NIL DISC	PGF: Pm Capital Global Opportunities Fund Limited	13 Apr 2023	E1	1,530.75
RIO AUD 3.837 FRANKED, 30% CTR, DRP NIL DISC	RIO: Rio Tinto Limited	22 Sep 2022	E1	657.77
RIO AUD 3.2649 FRANKED, 30% CTR, DRP NIL DISC	RIO: Rio Tinto Limited	20 Apr 2023	E1	559.70
Distribution - Tax Statement	SCG: Scentre Group	15 Aug 2022	E1	88.66
Distribution - Tax Statement	SCG: Scentre Group	16 Feb 2023	E1	97.53
SOL AUD 0.15 SPEC, 0.58 FRANKED, 30% CTR	SOL: Washington H Soul Pattinson & Company Limited	12 Dec 2022	E1	833.46
SOL AUD 0.36 FRANKED, 30% CTR	SOL: Washington H Soul Pattinson & Company Limited	12 May 2023	E1	517.32
TLS AUD 0.01 SPEC, 0.085 FRANKED, 30% CTR, DRP NIL DISC	TLS: Telstra Group Limited	21 Sep 2022	E1	255.00
TLS AUD 0.085 FRANKED, 30% CTR, DRP NIL DISC	TLS: Telstra Group Limited	31 Mar 2023	E1	364.29
VG1 AUD 0.033 FRANKED, 30% CTR, NIL CFI, DRP NIL DISC	VG1: Vgi Partners Global Investments Limited	28 Sep 2022	E1	187.38
VG1 AUD 0.045 FRANKED, 30% CTR, DRP	VG1: Vgi Partners Global Investments Limited	29 Mar 2023	E1	255.54
WBC AUD 0.64 FRANKED, 30% CTR, DRP NIL DISC	WBC: Westpac Banking Corporation	20 Dec 2022	E1	548.57
WBC AUD 0.7 FRANKED, 30% CTR, DRP NIL DISC	WBC: Westpac Banking Corporation	27 Jun 2023	E1	600.00
WOW AUD 0.53 FRANKED, 30% CTR, DRP NIL DISC	WOW: Woolworths Group Limited	27 Sep 2022	E1	340.71
WOW AUD 0.46 FRANKED, 30% CTR, DRP NIL DISC	WOW: Woolworths Group Limited	13 Apr 2023	E1	295.71
Total Credit: Refundable Franking Credits			E1	11,891.13
Total Credit: No-TFN Tax Offset			E2	0.00
Total Credit: Refundable National Rental Affordability Scheme Tax Offset			E3	0.00
Total Credit: Interest on Early Payments			H1	0.00
Total Credit: Foreign Resident Withholding			H2	0.00
Total Credit: ABN/TFN Not Quoted (Non-Individual)			H3	0.00
Total Credit: Interest on No-TFN Tax Offset			H6	0.00
Total Eligible Credits				0.00

CJ & WA Claring-Bould Super Fund
Statement of Taxable Income
For the Period from 1 July 2022 to 30 June 2023

Description	Investment Reference	Date	Tax Return Ref.	Amount
Net Tax Payable				2,581.11
PAYG Instalments Raised				
ANZ INTERNET BANKING BPAY TAX OFFICE PAYMENT {906672}		30 Sep 2022	K	1,194.00
ANZ INTERNET BANKING BPAY TAX OFFICE PAYMENT {128372}		31 Dec 2022	K	1,194.00
ANZ INTERNET BANKING BPAY TAX OFFICE PAYMENT {510996}		31 Mar 2023	K	2,569.00
ANZ INTERNET BANKING BPAY TAX OFFICE PAYMENT {497666}		30 Jun 2023	K	1,653.00
Total PAYG Instalments Raised			K	6,610.00
Total Supervisory Levy			L	259.00
Total Supervisory Levy Adjustment for Wound Up Funds			M	0.00
Total Supervisory Levy Adjustment for New Funds			N	0.00
Total Amount Due / (Refundable)				(3,769.89)

CJ & WA Claring-Bould Super Fund

Members Summary Report - For the period 1/07/2022 to 30/06/2023

Member's Detail	Opening Balance	Increases				Decreases					Closing Balance
		Contrib	Tran In	Profit	Ins Proc	Tax	Exp	Ins Prem	Tran Out	Ben Paid	
Mr Colin Claring-Bould											
53 Sheoak Road BELAIR SA 5052											
Accumulation Accumulation	534,622.05	27,500.00	0.00	81,894.79	0.00	(8,558.65)	0.00	0.00	0.00	0.00	635,458.19
	534,622.05	27,500.00	0.00	81,894.79	0.00	(8,558.65)	0.00	0.00	0.00	0.00	635,458.19
Mrs Wendy Claring-Bould											
150 South Road Torrensville SA 5031											
Accumulation Accumulation	214,506.57	27,500.00	0.00	33,161.28	0.00	(5,920.25)	0.00	0.00	0.00	0.00	269,247.60
	214,506.57	27,500.00	0.00	33,161.28	0.00	(5,920.25)	0.00	0.00	0.00	0.00	269,247.60
	749,128.62	55,000.00	0.00	115,056.07	0.00	(14,478.90)	0.00	0.00	0.00	0.00	904,705.79

CJ & WA Claring-Bould Super Fund

Investment Summary as at 30 June 2023

Investment	Units	Average Cost Price	Market Price	Accounting Cost	Market Value	Unrealised Accounting Gain/(Loss)	Accounting Gain/(Loss) (%)	Portfolio Weight (%)
<u>Bank</u>								
ANZ Bank Account				63,851.51	63,851.51			7.08%
				63,851.51	63,851.51			7.08%
<u>Listed Securities Market</u>								
AGL Energy Limited (ASX:AGL)	3,000.00000	12.0608	10.8100	36,182.38	32,430.00	(3,752.38)	(10.37)%	3.59%
APA Group (ASX:APA)	4,000.00000	9.6930	9.6900	38,771.83	38,760.00	(11.83)	(0.03)%	4.30%
BKI Investment Company Limited (ASX:BKI)	62,049.00000	1.5794	1.7250	98,001.63	107,034.52	9,032.89	9.22%	11.86%
Commonwealth Bank Of Australia (ASX:CBA)	500.00000	78.5734	100.2700	39,286.68	50,135.00	10,848.32	27.61%	5.56%
CSL Limited (ASX:CSL)	229.00000	146.9276	277.3800	33,646.43	63,520.02	29,873.59	88.79%	7.04%
Endeavour Group Limited (ASX:EDV)	5,000.00000	6.5318	6.3100	32,659.22	31,550.00	(1,109.22)	(3.40)%	3.50%
Pm Capital Global Opportunities Fund Limited (ASX:PGF)	71,435.00000	1.2903	1.7750	92,170.00	126,797.12	34,627.12	37.57%	14.05%
Rio Tinto Limited (ASX:RIO)	400.00000	61.0288	114.6900	24,411.50	45,876.00	21,464.50	87.93%	5.08%
Scentre Group (ASX:SCG)	9,000.00000	3.6608	2.6500	32,947.50	23,850.00	(9,097.50)	(27.61)%	2.64%
Washington H Soul Pattinson & Company Limited (ASX:SOL)	3,353.00000	38.2000	31.7800	128,084.60	106,558.34	(21,526.26)	(16.81)%	11.81%
Santos Limited (ASX:STO)	6,000.00000	6.9298	7.5200	41,578.83	45,120.00	3,541.17	8.52%	5.00%
Telstra Group Limited (ASX:TLS)	10,000.00000	4.4731	4.3000	44,730.50	43,000.00	(1,730.50)	(3.87)%	4.77%
Vgi Partners Global Investments Limited (ASX:VG1)	13,250.00000	2.2724	1.6250	30,109.69	21,531.25	(8,578.44)	(28.49)%	2.39%
Westpac Banking Corporation (ASX:WBC)	2,000.00000	26.5805	21.3400	53,161.00	42,680.00	(10,481.00)	(19.72)%	4.73%
Woolworths Group Limited (ASX:WOW)	1,500.00000	32.7533	39.7300	49,129.92	59,595.00	10,465.08	21.30%	6.60%
				774,871.71	838,437.25	63,565.54	8.20%	92.92%
				838,723.22	902,288.76	63,565.54	7.58%	100.00%

The accounting cost is the original cost base adjusted by any subsequent capital call/improvement or capital return transactions. In many cases, it is not the same as the adjusted or reduced cost base, or the reset cost base resulting from the CGT relief. To view the tax cost base and unrealised gain/(loss) for tax purposes refer to the Unrealised Capital Gains Report or change the report parameter to tax cost base.

CJ & WA Claring-Bould Super Fund
Investment Income Summary
For the period 1 July 2022 to 30 June 2023

Total Income	Add			Less					Taxable Income (excluding Capital Gains)	Indexed Capital Gains *	Discounted Capital Gains *	Other Capital Gains *	CGT Concession Amount *	
	Franking Credits	Foreign Credits	TFN Credits	Tax Free	Tax Exempt	Tax Deferred	Distributed Capital Gains	GST						
<u>Bank</u>														
ANZ Bank Account														
5.05	0.00	0.00	0.00	0.00	0.00	0.00	0.00	0.00	0.00	5.05	0.00	0.00	0.00	0.00
5.05	0.00	0.00	0.00	0.00	0.00	0.00	0.00	0.00	0.00	5.05	0.00	0.00	0.00	0.00
<u>Listed Securities Market</u>														
Telstra Group Limited (ASX:TLS)														
1,445.00	619.29	0.00	0.00	0.00	0.00	0.00	0.00	0.00	0.00	2,064.29	0.00	0.00	0.00	0.00
AGL Energy Limited (ASX:AGL)														
440.00	0.00	0.00	0.00	0.00	0.00	0.00	0.00	0.00	0.00	440.00	0.00	0.00	0.00	0.00
APA Group (ASX:APA)														
2,155.37	253.92	0.00	0.00	0.00	0.00	1,183.98	0.00	0.00	0.00	1,225.31	0.00	0.00	0.00	0.00
BKI Investment Company Limited (ASX:BKI)														
4,425.00	1,896.43	0.00	0.00	0.00	0.00	0.00	0.00	0.00	0.00	6,321.43	0.00	0.00	0.00	0.00
Commonwealth Bank Of Australia (ASX:CBA)														
2,100.00	900.00	0.00	0.00	0.00	0.00	0.00	0.00	0.00	0.00	3,000.00	0.00	0.00	0.00	0.00
CSL Limited (ASX:CSL)														
773.96	17.25	0.00	0.00	0.00	0.00	0.00	0.00	0.00	0.00	791.21	0.00	0.00	0.00	0.00
Endeavour Group Limited (ASX:EDV)														
946.00	405.43	0.00	0.00	0.00	0.00	0.00	0.00	0.00	0.00	1,351.43	0.00	0.00	0.00	0.00
Pm Capital Global Opportunities Fund Limited (ASX:PGF)														
6,571.75	2,816.46	0.00	0.00	0.00	0.00	0.00	0.00	0.00	0.00	9,388.21	0.00	0.00	0.00	0.00
Rio Tinto Limited (ASX:RIO)														
2,840.76	1,217.47	0.00	0.00	0.00	0.00	0.00	0.00	0.00	0.00	4,058.23	0.00	0.00	0.00	0.00
Santos Limited (ASX:STO)														

CJ & WA Claring-Bould Super Fund
Investment Income Summary
For the period 1 July 2022 to 30 June 2023

Total Income	Add			Less					Taxable Income (excluding Capital Gains)	Indexed Capital Gains *	Discounted Capital Gains *	Other Capital Gains *	CGT Concession Amount *
	Franking Credits	Foreign Credits	TFN Credits	Tax Free	Tax Exempt	Tax Deferred	Distributed Capital Gains	GST					
1,997.42	0.00	0.00	0.00	0.00	0.00	0.00	0.00	0.00	1,997.42	0.00	0.00	0.00	0.00
Scentre Group (ASX:SCG)													
1,417.50	186.19	6.66	0.00	0.00	267.47	0.00	7.08	0.00	1,335.80	0.00	3.54	0.00	3.54
Vgi Partners Global Investments Limited (ASX:VG1)													
1,192.50	442.92	0.00	0.00	0.00	0.00	0.00	0.00	0.00	1,635.42	0.00	0.00	0.00	0.00
Washington H Soul Pattinson & Company Limited (ASX:SOL)													
3,151.82	1,350.78	0.00	0.00	0.00	0.00	0.00	0.00	0.00	4,502.60	0.00	0.00	0.00	0.00
Westpac Banking Corporation (ASX:WBC)													
2,680.00	1,148.57	0.00	0.00	0.00	0.00	0.00	0.00	0.00	3,828.57	0.00	0.00	0.00	0.00
Woolworths Group Limited (ASX:WOW)													
1,485.00	636.42	0.00	0.00	0.00	0.00	0.00	0.00	0.00	2,121.42	0.00	0.00	0.00	0.00
33,622.08	11,891.13	6.66	0.00	0.00	267.47	1,183.98	7.08	0.00	44,061.34	0.00	3.54	0.00	3.54
33,627.13	11,891.13	6.66	0.00	0.00	267.47	1,183.98	7.08	0.00	44,066.39	0.00	3.54	0.00	3.54

* Distributed capital gains components correspond to the cash amount received. You should refer to Realised Capital Gains or Distribution Reconciliation Reports for tax and capital gain reporting purpose.

CJ & WA Claring-Bould Super Fund
Distribution Reconciliation Report
For the period 1 July 2022 to 30 June 2023

Australian Income				Other Non-Assessable Amounts			Foreign Income		Capital Gains				AMIT	Gross Distribution		
Net Distribution	NPP Income	Franking Credits	Withholding Tax	Tax Exempt	Tax Free	Tax Deferred	Capital Returns	Assesable Amounts	Foreign Tax Credits	Discounted Capital Gains	CGT Concession Amount	Indexed Capital Gains	Other Capital Gains	Net Cost Base Increase/ (Decrease)	Accounting	Tax
Listed Securities Market																
APA Group (ASX:APA)																
2,155.37	971.39	253.92	0.00	0.00	0.00	1,183.98	0.00	0.00	0.00	0.00	0.00	0.00	0.00	0.00	2,409.29	1,225.31
Scentre Group (ASX:SCG)																
1,417.50	1,114.26	186.19	0.00	267.47	0.00	0.00	0.00	28.69	6.66	3.54	3.54	0.00	0.00	(267.47)	1,610.35	1,300.45
3,572.87	2,085.65	440.11	0.00	267.47	0.00	1,183.98	0.00	28.69	6.66	3.54	3.54	0.00	0.00	(267.47)	4,019.64	2,525.76
3,572.87	2,085.65	440.11	0.00	267.47	0.00	1,183.98	0.00	28.69	6.66	3.54	3.54	0.00	0.00	(267.47)	4,019.64	2,525.76

Reconciliation

	Australian Income		Other Non-Assessable Amounts			Foreign Income		Capital Gains				Gross Distribution	
	NPP Income	Franking Credits	Tax Exempt	Tax Free	Tax Deferred	Assesable Amounts	Foreign Tax Credits	Disc. Capital Gains	CGT Concession Amount	Indexed Capital Gains	Other Capital Gains	Accounting	Tax
Gross Accounting Distribution	2,085.65	440.11	267.47	-	1,183.98	28.69	6.66	3.54	3.54	-	-	4,019.64	-
Gross Tax Distribution	2,085.65	440.11	-	-	-	-	-	-	-	-	-	-	2,525.76
Net Foreign Income	-	-	-	-	-	28.69	6.66	-	-	-	-	-	35.35
Net Distributed Capital Gain	-	-	-	-	-	-	-	7.08	N/A	-	-	-	7.08

CJ & WA Claring-Bould Super Fund
Realised Capital Gains
For the period from 1 July 2022 to 30 June 2023

Accounting Treatment					Taxation Treatment						
Quantity	Proceeds	Excess Tax Value*	Original Cost	Accounting Profit/(Loss)	Cost Base Calculation		Capital Gains Calculation				
					Adjusted	Reduced	Indexation	Discounted	Other	Deferred	Capital Loss
<u>Listed Securities Market</u>											
Scentre Group (ASX:SCG)											
15/08/2022	Dist	0.00	0.00	0.00					3.37		
16/02/2023	Dist	0.00	0.00	0.00					3.71		
		0.00	0.00	0.00					7.08		0.00
Listed Securities Market Total											
		0.00	0.00	0.00					7.08		0.00
Grand Total											
		0.00	0.00	0.00					7.08		0.00

* Where there is an Excess Tax Value Amount, the Accounting Profit/(Loss) figure takes account of this. Accounting Profit/(Loss) equals Proceeds less Excess Tax Value less Original Cost.

CJ & WA Claring-Bould Super Fund
Realised Capital Gains
For the period from 1 July 2022 to 30 June 2023

Capital Gains Tax Return Summary

	Indexation	Discount	Other	Deferred	Total Capital Gains	Capital Losses
Current Year Capital Gains						
Shares & Units - Listed Shares	0.00	0.00	0.00	0.00	0.00	0.00
Shares & Units - Other Shares	0.00	0.00	0.00	0.00	0.00	0.00
Shares & Units - Listed Trusts	0.00	0.00	0.00	0.00	0.00	0.00
Shares & Units - Other Units	0.00	0.00	0.00	0.00	0.00	0.00
Australian Real Estate	0.00	0.00	0.00	0.00	0.00	0.00
Other Real Estate	0.00	0.00	0.00	0.00	0.00	0.00
Collectables	0.00	0.00	0.00	0.00	0.00	0.00
Other CGT Assets & Other CGT Events	0.00	0.00	0.00	0.00	0.00	0.00
Distributed Capital Gains from Trusts	0.00	7.00	0.00	0.00	7.00	0.00
	0.00	7.00	0.00	0.00	7.00	0.00
Capital Losses Applied						
Current Year	0.00	0.00	0.00	0.00	0.00	0.00
Prior Years	0.00	0.00	0.00	0.00	0.00	0.00
	0.00	0.00	0.00	0.00	0.00	0.00
Net Capital Gains						
Net Gain after applying losses	0.00	7.00	0.00	0.00	7.00	
Discount applicable		2.00				
Net Gain after applying discount	0.00	5.00	0.00	0.00	5.00	

CJ & WA Claring-Bould Super Fund
(ABN: 63 366 141 794)

Consolidated Member Benefit Totals

Period	Member Account Details
1 July 2022 - 30 June 2023	Residential Address: 53 Sheoak Road BELAIR, SA 5052
Member Number: 1	Date of Birth: 22 June 1954
Mr Colin John Claring-Bould	Date Joined Fund: 4 November 2013
	Eligible Service Date: 4 November 2013
	Tax File Number Held: Yes

*Note: this report provides a consolidated view of the Member's interests in the SMSF
Refer to the Member Benefit Statements produced for each member account for further details*

Your Accounts

Withdrawal Benefit as at 1 Jul 2022	
Accumulation	534,622.05
Total as at 1 Jul 2022	534,622.05

Withdrawal Benefit as at 30 Jun 2023	
Accumulation	635,458.19
Total as at 30 Jun 2023	635,458.19

Your Tax Components

Tax Free	292,915.65
Taxable - Taxed	342,542.54
Taxable - Untaxed	-

Your Preservation Components

Preserved	-
Restricted Non Preserved	-
Unrestricted Non Preserved	635,458.19

Your Insurance Benefits

No insurance details have been recorded

Your Beneficiaries

No beneficiary details have been recorded

For Enquiries:

mail CJ & WA Claring-Bould Super Fund, 150 South Road, Torrensville SA 5031

CJ & WA Claring-Bould Super Fund
(ABN: 63 366 141 794)

Member Benefit Statement

Period	Member Account Details
1 July 2022 - 30 June 2023	Residential Address: 53 Sheoak Road BELAIR, SA 5052
Member Number: 1	Date of Birth: 22 June 1954
Mr Colin John Claring-Bould	Date Joined Fund: 4 November 2013
Accumulation Account	Eligible Service Date: 4 November 2013
Accumulation	Tax File Number Held: Yes
	Account Start Date: 4 November 2013

Your Account Summary	
Withdrawal Benefit as at 1 Jul 2022	534,622.05
<i>Increases to your account:</i>	
Member Contributions	27,500.00
Share Of Net Fund Income	81,894.79
<u>Total Increases</u>	<u>109,394.79</u>
<i>Decreases to your account:</i>	
Contributions Tax	4,125.00
Tax on Net Fund Income	4,433.65
<u>Total Decreases</u>	<u>8,558.65</u>
Withdrawal Benefit as at 30 Jun 2023	635,458.19

Your Tax Components		
Tax Free	46.0952 %	292,915.65
Taxable - Taxed		342,542.54
Taxable - Untaxed		-

Your Preservation Components	
Preserved	-
Restricted Non Preserved	-
Unrestricted Non Preserved	635,458.19

Your Insurance Benefits	
No insurance details have been recorded	

Your Beneficiaries	
No beneficiary details have been recorded	

For Enquiries:

mail CJ & WA Claring-Bould Super Fund, 150 South Road, Torrensville SA 5031

Trustee

The Trustee of the Fund is as follows:

CJ & WA Claring-Bould Pty Ltd

The directors of the Trustee company are:

Wendy Claring-Bould and
Colin Claring-Bould

Availability of Other Fund Information

Additional information regarding your membership is available on request. What your Fund can do is governed by the provisions of its Trust Deed, which is available for inspection. If you require further information or clarification of any aspect of your membership of the Fund, please contact your Fund's Administrator or Trustee.

Trustee Disclaimer

This statement has been prepared by the Trustee for the member whose name appears at the top of this statement. While every effort has been made by the Trustee to ensure the accuracy and completeness of this statement, the Trustee does not accept any liability for any errors, omissions or misprints.

Signed on behalf of the Trustee of the Fund

.....
Wendy Claring-Bould
Director - CJ & WA Claring-Bould Pty Ltd

.....
Colin Claring-Bould
Director - CJ & WA Claring-Bould Pty Ltd

Statement Date: 30 June 2023

For Enquiries:
mail **CJ & WA Claring-Bould Super Fund, 150 South Road, Torrensville SA 5031**

CJ & WA Claring-Bould Super Fund
(ABN: 63 366 141 794)

Consolidated Member Benefit Totals

Period	Member Account Details
1 July 2022 - 30 June 2023	Residential Address: 150 South Road Torrensville, SA 5031
Member Number: 2	Date of Birth: 3 June 1956
Mrs Wendy Anne Claring-Bould	Date Joined Fund: 4 November 2013
	Eligible Service Date: 4 November 2013
	Tax File Number Held: Yes

*Note: this report provides a consolidated view of the Member's interests in the SMSF
Refer to the Member Benefit Statements produced for each member account for further details*

Your Accounts

Withdrawal Benefit as at 1 Jul 2022	
Accumulation	214,506.57
Total as at 1 Jul 2022	214,506.57

Withdrawal Benefit as at 30 Jun 2023	
Accumulation	269,247.60
Total as at 30 Jun 2023	269,247.60

Your Tax Components

Tax Free	65,117.66
Taxable - Taxed	204,129.94
Taxable - Untaxed	-

Your Preservation Components

Preserved	-
Restricted Non Preserved	-
Unrestricted Non Preserved	269,247.60

Your Insurance Benefits

No insurance details have been recorded

Your Beneficiaries

No beneficiary details have been recorded

For Enquiries:

mail CJ & WA Claring-Bould Super Fund, 150 South Road, Torrensville SA 5031

CJ & WA Claring-Bould Super Fund
(ABN: 63 366 141 794)

Member Benefit Statement

Period	Member Account Details
1 July 2022 - 30 June 2023	Residential Address: 150 South Road Torrensville, SA 5031
Member Number: 2	Date of Birth: 3 June 1956
Mrs Wendy Anne Claring-Bould	Date Joined Fund: 4 November 2013
Accumulation Account	Eligible Service Date: 4 November 2013
Accumulation	Tax File Number Held: Yes
	Account Start Date: 4 November 2013

Your Account Summary	
Withdrawal Benefit as at 1 Jul 2022	214,506.57
<i>Increases to your account:</i>	
Member Contributions	27,500.00
Share Of Net Fund Income	33,161.28
<u>Total Increases</u>	<u>60,661.28</u>
<i>Decreases to your account:</i>	
Contributions Tax	4,125.00
Tax on Net Fund Income	1,795.25
<u>Total Decreases</u>	<u>5,920.25</u>
Withdrawal Benefit as at 30 Jun 2023	<u>269,247.60</u>

Your Tax Components		
Tax Free	24.1850 %	65,117.66
Taxable - Taxed		204,129.94
Taxable - Untaxed		-
Your Preservation Components		
Preserved		-
Restricted Non Preserved		-
Unrestricted Non Preserved		269,247.60
Your Insurance Benefits		
No insurance details have been recorded		
Your Beneficiaries		
No beneficiary details have been recorded		

For Enquiries:

mail CJ & WA Claring-Bould Super Fund, 150 South Road, Torrensville SA 5031

Trustee

The Trustee of the Fund is as follows:

CJ & WA Claring-Bould Pty Ltd

The directors of the Trustee company are:

Wendy Claring-Bould and
Colin Claring-Bould

Availability of Other Fund Information

Additional information regarding your membership is available on request. What your Fund can do is governed by the provisions of its Trust Deed, which is available for inspection. If you require further information or clarification of any aspect of your membership of the Fund, please contact your Fund's Administrator or Trustee.

Trustee Disclaimer

This statement has been prepared by the Trustee for the member whose name appears at the top of this statement. While every effort has been made by the Trustee to ensure the accuracy and completeness of this statement, the Trustee does not accept any liability for any errors, omissions or misprints.

Signed on behalf of the Trustee of the Fund

.....
Wendy Claring-Bould
Director - CJ & WA Claring-Bould Pty Ltd

.....
Colin Claring-Bould
Director - CJ & WA Claring-Bould Pty Ltd

Statement Date: 30 June 2023

For Enquiries:
mail **CJ & WA Claring-Bould Super Fund, 150 South Road, Torrensville SA 5031**

CJ & WA Claring-Bould Super Fund
Contribution Caps
For the Period From 1 July 2022 to 30 June 2023

Mr Colin Claring-Bould

Date of Birth: 22 Jun 1954
Age: 69 (at 30/06/2023)
Status: Member may be eligible for the bring forward rule, certain conditions apply

Contributions Summary

Prior Year Contributions

Contributions for the previous 2 years are not confirmed
 3-year cap in effect from previous years

Total non-concessional contributions in previous 2 years

Non-Concessional

Unknown

Unknown

Current Year Contributions	Note	Concessional	Non-Concessional
Caps	1	27,500.00	110,000.00
Cumulative Available Unused Cap	2	0.00	0.00
Contributions made (to this fund)	3	27,500.00	0.00
Contributions made (to other funds)		0.00	0.00
Contributions as allocated		27,500.00	0.00
Amount above caps	4	0.00	0.00
Available		0.00	110,000.00

Notes

- 1 . Non-concessional cap shown does NOT take prior year 'Bring Forward Rule' usage into account
- 2 . Total Superannuation Balance was \$500,000 or more at 30 June 2022, member not eligible to make catch-up concessional contributions
- 3 . Excludes any unmatched deposits
- 4 . Any excess concessional contributions are treated as non-concessional

Contributions Breakdown

<u>Income Type</u>	<u>Contribution Type</u>	<u>Amount</u>
Concessional	Employer	0.00
	Personal	27,500.00
	Family and friends	0.00
	Foreign superannuation fund	0.00
	Transfers from reserve	0.00
	Contributions as allocated	27,500.00
NonConcessional	Personal	0.00
	Spouse	0.00
	Child	0.00
	Transfers from reserve	0.00
	Foreign superannuation fund	0.00
	Contributions as allocated	0.00
Other	CGT small business 15-year exemption	0.00
	CGT small business retirement exemption	0.00
	Government Co-Contributions	0.00
	Directed termination payment (taxed)	0.00
	Directed termination payment (untaxed)	0.00
	Personal injury election	0.00
	Downsizer Contribution	0.00
	COVID-19 Re-Contribution	0.00
	Total Other contributions	0.00

Transactions

CJ & WA Claring-Bould Super Fund
Contribution Caps
For the Period From 1 July 2022 to 30 June 2023

Mr Colin Claring-Bould

Date	Contribution Type	Concessional	Non-Concessional	Other	Source
20/04/2023	Personal	27,500.00			manual
	Totals:	27,500.00			

CJ & WA Claring-Bould Super Fund
Contribution Caps
For the Period From 1 July 2022 to 30 June 2023

Mrs Wendy Claring-Bould

Date of Birth: 03 Jun 1956
Age: 67 (at 30/06/2023)
Status: Member may be eligible for the bring forward rule, certain conditions apply

Contributions Summary

Prior Year Contributions		Non-Concessional	
Contributions for the previous 2 years are not confirmed			Unknown
3-year cap in effect from previous years			Unknown
Total non-concessional contributions in previous 2 years			Unknown
Current Year Contributions	Note	Concessional	Non-Concessional
Caps	1	27,500.00	110,000.00
Cumulative Available Unused Cap	2	0.00	0.00
Contributions made (to this fund)	3	27,500.00	0.00
Contributions made (to other funds)		0.00	0.00
Contributions as allocated		27,500.00	0.00
Amount above caps	4	0.00	0.00
Available		0.00	110,000.00

Notes

- 1 . Non-concessional cap shown does NOT take prior year 'Bring Forward Rule' usage into account
- 2 . Concessional contribution cap has been used up in prior year(s), member has no unused concessional contribution cap carry forward
- 3 . Excludes any unmatched deposits
- 4 . Any excess concessional contributions are treated as non-concessional

Contributions Breakdown

<u>Income Type</u>	<u>Contribution Type</u>	<u>Amount</u>
Concessional	Employer	0.00
	Personal	27,500.00
	Family and friends	0.00
	Foreign superannuation fund	0.00
	Transfers from reserve	0.00
	Contributions as allocated	27,500.00
NonConcessional	Personal	0.00
	Spouse	0.00
	Child	0.00
	Transfers from reserve	0.00
	Foreign superannuation fund	0.00
	Contributions as allocated	0.00
Other	CGT small business 15-year exemption	0.00
	CGT small business retirement exemption	0.00
	Government Co-Contributions	0.00
	Directed termination payment (taxed)	0.00
	Directed termination payment (untaxed)	0.00
	Personal injury election	0.00
	Downsizer Contribution	0.00
	COVID-19 Re-Contribution	0.00
	Total Other contributions	0.00

Transactions

Date	Contribution Type	Concessional	Non-Concessional	Other	Source
02/05/2023	Personal	27,500.00			manual
	Totals:	27,500.00			

CJ & WA Claring-Bould Super Fund
Investment Movement Summary
For the period 1 July 2022 to 30 June 2023

Investment	Opening Balance		Acquisitions		Disposals			Closing Balance		
	Qty	Cost	Qty	Cost	Qty	Proceeds	Profit/(Loss)	Qty	Cost	Market Value
<u>Bank</u>										
ANZ Bank Account		60,090.46		88,631.76		84,870.71	0.00		63,851.51	63,851.51
		60,090.46		88,631.76		84,870.71	0.00		63,851.51	63,851.51
<u>Listed Securities Market</u>										
Telstra Group Limited (ASX:TLS)	7,000.00	32,755.50	3,000.00	11,975.00	0.00	0.00	0.00	10,000.00	44,730.50	43,000.00
AGL Energy Limited (ASX:AGL)	2,000.00	28,175.04	1,000.00	8,007.34	0.00	0.00	0.00	3,000.00	36,182.38	32,430.00
APA Group (ASX:APA)	4,000.00	38,771.83	0.00	0.00	0.00	0.00	0.00	4,000.00	38,771.83	38,760.00
BKI Investment Company Limited (ASX:BKI)	50,000.00	78,001.63	12,049.00	20,000.00	0.00	0.00	0.00	62,049.00	98,001.63	107,034.52
Commonwealth Bank Of Australia (ASX:CBA)	500.00	39,286.68	0.00	0.00	0.00	0.00	0.00	500.00	39,286.68	50,135.00
CSL Limited (ASX:CSL)	229.00	33,646.43	0.00	0.00	0.00	0.00	0.00	229.00	33,646.43	63,520.02
Endeavour Group Limited (ASX:EDV)	3,000.00	18,241.72	2,000.00	14,417.50	0.00	0.00	0.00	5,000.00	32,659.22	31,550.00
Pm Capital Global Opportunities Fund Limited (ASX:PGF)	60,000.00	72,170.00	11,435.00	20,000.00	0.00	0.00	0.00	71,435.00	92,170.00	126,797.12
Rio Tinto Limited (ASX:RIO)	400.00	24,411.50	0.00	0.00	0.00	0.00	0.00	400.00	24,411.50	45,876.00
Santos Limited (ASX:STO)	6,000.00	41,578.83	0.00	0.00	0.00	0.00	0.00	6,000.00	41,578.83	45,120.00
Scentre Group (ASX:SCG)	9,000.00	32,947.50	0.00	0.00	0.00	0.00	0.00	9,000.00	32,947.50	23,850.00
Vgi Partners Global Investments Limited (ASX:VG1)	13,250.00	30,109.69	0.00	0.00	0.00	0.00	0.00	13,250.00	30,109.69	21,531.25
Washington H Soul Pattinson & Company Limited (ASX:SOL)	3,353.00	128,084.60	0.00	0.00	0.00	0.00	0.00	3,353.00	128,084.60	106,558.34
Westpac Banking Corporation (ASX:WBC)	2,000.00	53,161.00	0.00	0.00	0.00	0.00	0.00	2,000.00	53,161.00	42,680.00
Woolworths Group Limited (ASX:WOW)	1,500.00	49,129.92	0.00	0.00	0.00	0.00	0.00	1,500.00	49,129.92	59,595.00
		700,471.87		74,399.84		0.00	0.00		774,871.71	838,437.25

CJ & WA Claring-Bould Super Fund
Investment Movement Summary
For the period 1 July 2022 to 30 June 2023

Investment	Opening Balance		Acquisitions		Disposals			Closing Balance		
	Qty	Cost	Qty	Cost	Qty	Proceeds	Profit/(Loss)	Qty	Cost	Market Value
Fund Total		760,562.33		163,031.60		84,870.71	0.00		838,723.22	902,288.76

2023 TAX STATEMENT

026465 000 SCG



CJ & WA CLARING-BOULD PTY LTD
 <C & W CLARING-BOULD S/F A/C>
 53 SHEOAK ROAD
 BELAIR SA 5052

31 March 2023

SCG Holder No: HIN WITHHELD

**Attribution Managed Investment Trust Member Annual Tax Statement
 for the 30 June 2023 Year**

Part A: 2023 tax return (supplementary section) items for a resident individual

This Statement includes all distributions paid by the entities in Scentre Group (consisting of Scentre Group Limited, Scentre Group Trust 1, Scentre Group Trust 2 and Scentre Group Trust 3) in respect of the period 1 July 2022 to 30 June 2023.

	SGL	SGT1	SGT2	SGT3	Tax Return Label
Tax Return - Income Section					
Dividends - franked	\$433.80			\$0.00	11T
Franking credit	\$185.91			\$0.00	11U
TFN amounts withheld	\$0.00			\$0.00	11V
Tax Return - Supplementary Section					
Non-primary production income					
- Share of net income from trusts		\$365.18	\$314.64		13U
- Franked distributions from trusts		\$0.92	\$0.00		13C
Share of franking credits from franked distributions		\$0.28	\$0.00		13Q
TFN amounts withheld		\$0.00	\$0.00		13R
Total current year capital gains - grossed up		\$7.08	\$0.00		18H
Net capital gain		\$3.54	\$0.00		18A
Assessable foreign source income		\$17.67	\$17.68		20E
Other net foreign source income		\$17.67	\$17.68		20M
Foreign income tax offsets		\$3.33	\$3.33		20O

AMIT Cost Base Adjustments	SGT1	SGT2
AMIT cost base net amount - excess (reduce cost base)	\$130.26	\$137.21
AMIT cost base net amount - shortfall (increase cost base)	\$0.00	\$0.00

Use only this Tax Statement to complete your 2023 Tax Return, it includes all distributions/dividends paid by the entities in Scentre Group that should be included in your 2023 Tax Return.

Please retain this statement for income tax purposes

The information shown on this statement is also reported to the Australian Taxation Office. This Tax Statement should be read in conjunction with the 2023 Scentre Group Tax Return Guide, which is available on the Scentre Group website at <http://www.scentregroup.com/investors/taxation-information>

2023 TAX SUMMARY

026465 000 SCG

CJ & WA CLARING-BOULD PTY LTD
 <C & W CLARING-BOULD S/F A/C>
 53 SHEOAK ROAD
 BELAIR SA 5052

31 March 2023

SCG Holder No: HIN WITHHELD

Net Distribution/Dividend Amount for the 12 months to 30 June 2023	Scentre Group Limited	Scentre Group Trust 1	Scentre Group Trust 2	Scentre Group Trust 3	Total
Distribution/Dividend paid 31 August 2022	\$0.00	\$337.50	\$337.50	\$0.00	\$675.00
Distribution/Dividend paid 28 February 2023	\$433.80	\$180.00	\$128.70	\$0.00	\$742.50
Total Gross Distribution/Dividend	\$433.80	\$517.50	\$466.20	\$0.00	\$1,417.50
Taxes Withheld					
TFN amounts withheld	\$0.00	\$0.00	\$0.00	\$0.00	\$0.00
Fund Payment					
Withholding tax - (non-residents only)	\$0.00	\$0.00	\$0.00	\$0.00	\$0.00
Non-resident interest/dividend withholding tax	\$0.00	\$0.00	\$0.00	\$0.00	\$0.00
Net Cash Distribution/Dividend	\$433.80	\$517.50	\$466.20	\$0.00	\$1,417.50
Total Tax Attribution Amount		\$387.24	\$328.99		\$716.23

Part B: Components of Distribution/Dividend Tax Attribution Amounts

	(\$)	(\$)	(\$)	(\$)
Australian Income - Dividends				
Dividends - franked	\$433.80			\$0.00
Australian Income - Trust Distributions				
Interest		\$0.60	\$41.22	
Dividend - franked		\$0.64	\$0.00	
Other income		\$364.58	\$273.42	
Total Non-primary production income		\$365.82	\$314.64	
Capital Gains - discount method (50%) (TAP)		\$3.54	\$0.00	
Total Net Capital Gains		\$3.54	\$0.00	
AMIT CGT Gross up amount		\$3.54	\$0.00	
Total Current year capital gains		\$7.08	\$0.00	
Foreign Income				
Assessable foreign source income		\$14.34	\$14.35	
Total Tax Attribution Amount		\$387.24	\$328.99	
Franking Credits	\$185.91	\$0.28	\$0.00	\$0.00
Foreign income tax offsets		\$3.33	\$3.33	

Please retain this statement for income tax purposes

The information shown on this statement is also reported to the Australian Taxation Office.



APA Group Limited ACN 091 344 704
 AFSL 239927
 APA Infrastructure Trust ARSN 091 678 778
 APA Investment Trust ARSN 115 585 441
 APA Group

All Registry communications to:
 C/- Link Market Services Limited
 Locked Bag A14, Sydney South, NSW 1235
 Telephone : +61 1800 992 312
 ASX Code: APA
 Email: apagroup@linkmarketservices.com.au
 Website: www.linkmarketservices.com.au



047 041567

CJ & WA CLARING-BOULD PTY LTD
 <C & W CLARING-BOULD S/F A/C>
 53 SHEOAK ROAD
 BELAIR SA 5052

Reference No: X*****9178

ANNUAL TAX STATEMENT
***PERIOD 1 JULY 2022 TO 30 JUNE 2023**

ITEM	AMOUNT	INDIVIDUAL TAX RETURN LABEL
APA Infrastructure Trust (APA Infra)		
APA Infra Unfranked Dividend	\$296.38	11S
APA Infra Franked Dividend	\$592.49	11T
APA Infra Tax Deferred	\$882.32	
APA Infra Gross Distribution	\$1,771.19	
APA Infra Withholding Tax Deducted	\$0.00	11V
APA Infra Franking Credit	\$253.92	11U
APA Investment Trust (APA Invest)		
APA Invest Trust Distribution / Interest Income	\$82.52	13U
APA Invest Tax Deferred	\$301.66	
APA Invest Gross Distribution	\$384.18	
APA Invest Withholding Tax Deducted	\$0.00	13R

*Distributions applicable to the period were paid on 14 September 2022, 16 March 2023 and 13 September 2023.

Any unfranked or franked dividend paid by APA Infrastructure Trust, together with the franking credit, should be included in your tax return as assessable income. Any trust distribution from APA Investment Trust should be included in your tax return as non-primary production income from trusts. Any tax deferred component will reduce the cost base of your security for capital gains tax purposes and in certain circumstances may result in an assessable capital gain.

The Tax Return Label applies to the Australian Taxation Office's 2023 Tax return for individuals and Tax return for individuals (supplementary section).

This Annual Tax Statement is provided to assist you in preparing your income tax return for the year ended 30 June 2023 and should be used in conjunction with the enclosed 2023 Tax Return Guide. It is not intended to act as advice in respect of your particular circumstances. If you are in doubt as to your tax position you should seek professional advice. Any taxation details provided on previous distribution statements should now be ignored.

If you did not quote your Tax File Number for your investment, withholding tax was deducted from your distribution entitlements during the year. Withholding tax has also been deducted on the relevant components, if you are a non-resident. The withholding tax deducted may be available as an offset against your tax liability. All distributions are in Australian dollars.

You may update your details by visiting the Link Market Services Limited website at www.linkmarketservices.com.au.

Please retain in a safe place as a charge may be levied for replacement.



Australian Government
Australian Taxation Office

Agent A V ADAMSON & CO
Client THE TRUSTEE FOR CJ & WA
CLARING-BOULD SUPER FUND
ABN 63 366 141 794
TFN 954 814 751

Income tax 552

Date generated	31 August 2023
Overdue	\$0.00
Not yet due	\$0.00
Balance	\$0.00

Transactions

8 results found - from **31 August 2021** to **31 August 2023** sorted by **processed date** ordered **newest to oldest**

Processed date	Effective date	Description	Debit (DR)	Credit (CR)	Balance
6 Jun 2023	6 Jun 2023	General interest charge			\$0.00
6 Jun 2023	5 Jun 2023	Payment received		\$2,057.47	\$0.00
1 Jun 2023	1 Jun 2023	General interest charge			\$2,057.47 DR
1 Feb 2023	15 May 2023	Tax return Self Man Superfund - Income Tax for the period from 01 Jul 21 to 30 Jun 22	\$2,057.47		\$2,057.47 DR
22 Jun 2022	22 Jun 2022	General interest charge			\$0.00
22 Jun 2022	21 Jun 2022	Payment received		\$141.48	\$0.00
1 Jun 2022	1 Jun 2022	General interest charge			\$141.48 DR
8 Oct 2021	16 May 2022	Tax return Self Man Superfund - Income Tax for the period from 01 Jul 20 to 30 Jun 21	\$141.48		\$141.48 DR



Australian Government
Australian Taxation Office

Agent A V ADAMSON & CO
Client THE TRUSTEE FOR CJ & WA
 CLARING-BOULD SUPER FUND
ABN 63 366 141 794
TFN 954 814 751

Activity statement 001

Date generated	31 August 2023
Overdue	\$0.00
Not yet due	\$0.00
Balance	\$0.00

Transactions

23 results found - from 31 August 2021 to 31 August 2023 sorted by **processed date** ordered **newest to oldest**

Processed date	Effective date	Description	Debit (DR)	Credit (CR)	Balance
26 Jul 2023	25 Jul 2023	Payment received		\$1,653.00	\$0.00
3 Jul 2023	28 Jul 2023	Original Activity Statement for the period ending 30 Jun 23 - PAYG Instalments	\$1,653.00		\$1,653.00 DR
2 May 2023	2 May 2023	General interest charge			\$0.00
30 Apr 2023	28 Apr 2023	Original Activity Statement for the period ending 31 Mar 23 - PAYG Instalments	\$2,569.00		\$0.00
28 Apr 2023	27 Apr 2023	Payment received		\$2,569.00	\$2,569.00 CR
5 Mar 2023	5 Mar 2023	General interest charge			\$0.00
5 Mar 2023	28 Feb 2023	Original Activity Statement for the period ending 31 Dec 22 - PAYG Instalments	\$1,194.00		\$0.00
27 Jan 2023	25 Jan 2023	Payment received		\$1,194.00	\$1,194.00 CR
1 Nov 2022	1 Nov 2022	General interest charge			\$0.00
30 Oct 2022	28 Oct 2022	Original Activity Statement for the period ending 30 Sep 22 - PAYG Instalments	\$1,194.00		\$0.00

Processed date	Effective date	Description	Debit (DR)	Credit (CR)	Balance
28 Oct 2022	27 Oct 2022	Payment received		\$1,194.00	\$1,194.00 CR
2 Aug 2022	2 Aug 2022	General interest charge			\$0.00
31 Jul 2022	28 Jul 2022	Original Activity Statement for the period ending 30 Jun 22 - PAYG Instalments	\$1,171.00		\$0.00
29 Jul 2022	28 Jul 2022	Payment received		\$1,171.00	\$1,171.00 CR
1 May 2022	1 May 2022	General interest charge			\$0.00
1 May 2022	28 Apr 2022	Original Activity Statement for the period ending 31 Mar 22 - PAYG Instalments	\$1,171.00		\$0.00
21 Apr 2022	20 Apr 2022	Payment received		\$1,171.00	\$1,171.00 CR
7 Mar 2022	7 Mar 2022	General interest charge			\$0.00
7 Mar 2022	28 Feb 2022	Original Activity Statement for the period ending 31 Dec 21 - PAYG Instalments	\$1,141.00		\$0.00
10 Feb 2022	9 Feb 2022	Payment received		\$1,141.00	\$1,141.00 CR
31 Oct 2021	31 Oct 2021	General interest charge			\$0.00
31 Oct 2021	28 Oct 2021	Original Activity Statement for the period ending 30 Sep 21 - PAYG Instalments	\$1,201.00		\$0.00
20 Oct 2021	19 Oct 2021	Payment received		\$1,201.00	\$1,201.00 CR



ANZ BUSINESS ESSENTIALS STATEMENT

STATEMENT NUMBER 113
30 MAY 2023 TO 30 JUNE 2023

CJ & WA CLARING-BOULD PTY LTD ATF
CJ & WA CLARING-BOULD SUPER FUND
53 SHEOAK RD
BELAIR SA 5052
AUSTRALIA

WELCOME TO YOUR ANZ ACCOUNT AT A GLANCE

Account Details

CJ & WA CLARING-BOULD PTY LTD ATF
CJ & WA CLARING-BOULD SUPER FUND

Branch Number (BSB)

015-208

Account Number

2873-32618

Account Descriptor

SUPER FUND

Opening Balance:

\$ **64,507.91**

Total Deposits:

\$ **1,401.07**

Total Withdrawals:

\$ **2,057.47**

Closing Balance:

\$ **63,851.51**

NEED TO GET IN TOUCH?



ANZ Internet Banking
anz.com

OR



Enquiries: 13 13 14
Lost/Stolen Cards: 1800 033 844

ANZ BUSINESS ESSENTIALS STATEMENT

Account Number 2873-32618

Transaction Details

Please retain this statement for taxation purposes

Date	Transaction Details	Withdrawals (\$)	Deposits (\$)	Balance (\$)
2023				
30 MAY	OPENING BALANCE			64,507.91
31 MAY	CREDIT INTEREST PAID		0.55	64,508.46
05 JUN	ANZ INTERNET BANKING BPAY TAX OFFICE PAYMENT {210671} EFFECTIVE DATE 04 JUN 2023	2,057.47		62,450.99
27 JUN	DIVIDEND FROM WBC DIVIDEND 001296166940		1,400.00	63,850.99
30 JUN	CREDIT INTEREST PAID		0.52	63,851.51
TOTALS AT END OF PAGE		\$2,057.47	\$1,401.07	
TOTALS AT END OF PERIOD		\$2,057.47	\$1,401.07	\$63,851.51

This Statement Includes

Interest earned on deposits	\$1.07
-----------------------------	--------

Yearly Summary

Previous Year to 30/06/2023 (\$)

Interest earned on deposits	5.05
-----------------------------	------

Fee Summary

Fees Charged for period: 29 APR 2023 to 31 MAY 2023

Summary of ANZ Transaction Fees

	Transactions		Fee Per Transaction (\$)	Total Charge (\$)
	Total	Free Additional		
Transaction Fees				
EFTPOS/PHONE BANKING WDL	2.00	2.00	0.60	0.00
Total Transaction Fees Charged				\$0.00

Please note: Overseas transaction fees, overseas ATM fees and non ANZ ATM operator fees not included

ANZ BUSINESS ESSENTIALS STATEMENT

Account Number 2873-32618

Fees Charged for period: 01 JUN 2023 to 30 JUN 2023

Summary of ANZ Transaction Fees

	Transactions		Fee Per Transaction (\$)	Total Charge (\$)
	Total	Free Additional		
Transaction Fees				
INTERNET/ONLINE WDL	1.00	1.00	0.60	0.00
EFTPOS/PHONE BANKING WDL	1.00	1.00	0.60	0.00
Total Transaction Fees Charged				\$0.00

Please note: Overseas transaction fees, overseas ATM fees and non ANZ ATM operator fees not included

Summary of Relationship Benefit for this account

Amount (\$)

Your Relationship Benefit

2.40

This is made up of:

Value of Free Transactions

2.40

IMPORTANT INFORMATION

PLEASE CHECK THE ENTRIES AND CALL 13 13 14 REGARDING ANY ERRORS ON THIS STATEMENT.

All entries generated are subject to authorisation and verification, and if necessary, adjustments will appear on a later statement.

Further information in relation to this product (including details of benefits or fees and charges) is available on request and you can access this information by reviewing the Terms and Conditions, and Fees and Charges brochures which can be found at anz.com or by calling **13 13 14**.

If you have a complaint about an ANZ product or service, please contact us and we will try to resolve the issue as quickly as possible. Our customer complaints guide is available at <https://www.anz.com.au/support/contact-us/compliments-suggestions-complaints/>, alternatively you may wish to:

- Call us:**
- General enquiries **13 13 14**
 - If you're overseas **+61 3 9683 9999**
 - ANZ Complaint Resolution Team on **1800 805 154**
 - If you're deaf, hard of hearing and/or have a speech impairment, call **133 677** or visit the **National Relay Service** at: <https://nrschat.nrs.gov.au/nrs/internetrelay>

- Write to us:** ANZ Complaint Resolution Team
Locked Bag 4050,
South Melbourne VIC 3205
or **ANZ online complaints form:**
<https://www.anz.com.au/support/contact-us/compliments-suggestions-complaints/feedback/>

- Visit us:** At your nearest ANZ branch.
If you have a Relationship Manager, please feel free to contact them.

If an issue has not been resolved to your satisfaction, you can lodge a complaint with the Australian Financial Complaints Authority (AFCA). AFCA provides fair and independent financial services complaint resolution that is free to consumers.

- Call:** **1800 931 678** (free call within Australia), or **+61 1800 931 678** (International)
- Write to:** **Australian Financial Complaints Authority Limited**
GPO Box 3,
Melbourne VIC 3001
- Online:** Email: info@afca.org.au
Web: www.afca.org.au



Emily Cooper <emily@smsfaustralia.com>

RE: CJ & WA CLARING-BOULD SUPER FUND

2 messages

Maria Antonopoulos <maria@avadamson.com.au>
To: Emily Cooper <emily@smsfaustralia.com>

28 August 2023 at 06:48

Good Morning Emily,

Hope you had a lovely weekend.

Please find attached the ANZ Bank Statement showing 30 June 2023 as requested.

■ I have spoken to Bill and the following contributions are correct for their personal contributions:

Colin Claring-Bould \$27,500.00
Wendy Claring-Bould \$27,500.00

Kind Regards,

Maria Antonopoulos
Office ManagerA V Adamson & Co
150 South Road
Torrensville SA 5031
Phone: 08 8352 4955

 DOC280823.pdf
71K

Emily Cooper <emily@smsfaustralia.com>
To: Maria Antonopoulos <maria@avadamson.com.au>

28 August 2023 at 08:53

Thanks Maria!

Regards

Emily Cooper

SMSF Accountant | SMSF Australia

0481 001 746

emily@smsfaustralia.com

Efficiency is doing better what is already being done – Peter F Drucker



This email and any files transmitted with it are confidential and intended solely for the use of the individual or entity to whom they are addressed. If you have received this email in error, please notify the system manager. This message contains confidential information and is intended only for the individual named. If you are not the named addressee you should not disseminate, distribute or copy this email. Please notify the sender immediately by email if you have received this email by mistake and delete this e-mail from your system. If you are not the intended recipient you are notified that disclosing, copying, distributing or taking any action in reliance on the contents of this information is strictly prohibited.


[Quoted text hidden]

Date: 29/08/2023

Dear Sir/Madam,

Thank you for your enquiry and below is the account balance(s) of your portfolio as of close of business on: 30/06/2023

**RIO TINTO LIMITED
RIO ORDINARY FULLY PAID SHARES**

Name	Share Type	Register	Quantity
CJ & WA CLARING-BOULD PTY LTD <C & W CLARING-BOULD S/F> X*****9178	CHESS Sponsored	VIC	400 
Total			400

Sincerely,

Computershare

Only Computershare managed holdings are listed.

SCENTRE GROUP

SCENTRE GROUP LIMITED ABN 66 001 671 496
SCENTRE MANAGEMENT LIMITED ABN 41 001 670 579 AFSL 230329
(as responsible entity of Scentre Group Trust 1 ARSN 090 849 746)
RE1 LIMITED ABN 80 145 743 862 AFSL 380202
(as responsible entity of Scentre Group Trust 2 ARSN 146 934 536)
RE2 LIMITED ABN 41 145 744 065 AFSL 380203
(as responsible entity of Scentre Group Trust 3 ARSN 146 934 652)

Enquiries:

(within Australia) 1300 730 458
(outside Australia) +61 3 9946 4471

www.investorcentre.com/contact

024571
000
SCG
CJ & WA CLARING-BOULD PTY LTD
<C & W CLARING-BOULD S/F A/C>
53 SHEOAK ROAD
BELAIR SA 5052

Date: 7th August 2023
Holder Number: **SRN WITHHELD**
ASX Code: SCG

Annual Statement

Scentre Group

Statement for period: 1 July 2022 to 30 June 2023

This statement represents an Annual Statement for the period 1 July 2022 to 30 June 2023 for your holding in Scentre Group (SCG). Please refer to the last page for the glossary of terms and calculation methodologies.

Date ¹	Transaction List	Security Transactions	Security price ²	Securities held ³	Security value ⁴
30/06/2022	Opening Balance		\$2.59	9000	\$23,310.00
30/06/2023	Closing Balance		\$2.65	9000	\$23,850.00

Cash Distribution Received \$1,418.00

Distribution Reinvestment Cash Balance

Date ¹	Balance
30/06/2022	-
30/06/2023	-

Return on Investment for period 1 July 2022 to 30 June 2023 **\$1,958.00**

Fees and Costs Summary Amount

Fees deducted directly from your account⁵ -

This amount has been deducted directly from your account (reflected in the transactions listed on this statement).

Fees and costs deducted from your investment⁶ \$30.55

This approximate amount has been deducted from your investment and covers amounts that have reduced the return on your investment and that are not reflected as transactions listed on this statement or in the Additional explanation of fees and costs.

TOTAL FEES AND COSTS YOU PAID⁷ **\$30.55**

This approximate amount includes all the fees and costs that affected your investment during the period.

Additional explanation on Fees and costs

There are no additional fees and costs deducted from your account.

Glossary of terms

Opening balance and closing balance

The number of Scentre Group stapled securities as at the close of business. Notwithstanding security price and security value (refer notes 2 and 4 below) need not be shown, for the purposes of this statement, for illustrative purposes (where there is an opening balance) the closing price of a stapled security on 30 June 2022 has been used.

Total fees paid

All fees and costs charged on your investment during the period.

Distribution

Distributions are made on the basis as announced to the ASX.

Reinvestment

No distribution reinvestment plan is in operation for Scentre Group.

Cash distribution received

Any payments you received in cash during the statement period (rounded to the nearest dollar).

Return on Investment

If you have not bought or sold Scentre Group stapled securities during the reporting period, your statement will show your return on investment. This includes any capital return on your investment plus distributions paid during the reporting period.

Further information

If you require any further information, or have a complaint relating to your securityholding or investment in Scentre Group securities, please contact Scentre Group Investor Relations on investor@scentregroup.com, telephone: (02) 9358 7877 or write to Scentre Group Investor Relations, GPO Box 4004, Sydney NSW 2001. Scentre Group has in place a process for resolving complaints relating to your securityholding or investment in Scentre Group securities. More information about this process and how to obtain a copy of it can be found at www.scentregroup.com/investors/frequently-asked-questions

Members of Scentre Group who hold an Australian financial services licence belong to the external dispute resolution scheme operated by the Australian Financial Complaints Authority Limited (AFCA). AFCA can consider complaints which fall within their terms of reference, available at www.afca.org.au. AFCA can be contacted at info@afca.org.au, by telephone: 1800 931 678 or fax: (03) 9613 6399 or by writing to GPO Box 3, Melbourne VIC 3001. A complaint may also be lodged online through the website www.afca.org.au

Notes

¹ Date – The date of any purchase or sale of Scentre Group stapled securities refers to the settlement date for the transaction. You can obtain the trade dates from your broker or financial adviser.

² Security price – If you have purchased or sold Scentre Group stapled securities during the reporting period, the security price (market price as at close of business) and security value (the number of securities multiplied by the market price) has not been included as Scentre Group does not have access to the price at which you bought or sold your securities, the date you traded or any brokerage costs, commissions or spread between the bid price (price at which investors are willing to buy) or ask price (price at which investors are willing to sell). You can obtain this from your broker or financial adviser.

³ Securities held – The number of Scentre Group stapled securities on the register at close of business on the settlement date.

⁴ Security value – (rounded to the nearest dollar). If you have purchased or sold Scentre Group stapled securities during the reporting period, the security price (market price as at close of business) and security value (the number of securities multiplied by the market price) has not been included as Scentre Group does not have access to the price at which you bought or sold your securities, the date you traded or any brokerage costs, commissions or spread between the bid or ask price. You can obtain this from your broker or financial adviser.

⁵ Fees deducted directly from your account – This amount has been deducted from your investment. No direct fees are charged to investors.

⁶ Fees and costs deducted from your investment – This approximate amount has been deducted from your investment and includes amounts that have reduced the return on your investment but are not charged directly to you as a fee. The amount shown has been rounded to 2 decimal places. This amount is not required to include management costs paid or payable by one member of Scentre Group to other members of Scentre Group.


⁷ TOTAL FEES AND COSTS YOU PAID – This approximate amount includes all fees and costs which affected your investment during the period (refer 5 and 6 above). This amount does not include the brokerage or spread between the bid and ask price for Scentre Group stapled securities on the ASX.

Date: 29/08/2023

Dear Sir/Madam,

Thank you for your enquiry and below is the account balance(s) of your portfolio as of close of business on: 30/06/2023

**WASHINGTON H. SOUL PATTINSON AND COMPANY LIMITED
SOL FULLY PAID ORDINARY SHARES**

Name	Share Type	Register	Quantity
CJ & WA CLARING-BOULD PTY LTD <C & W CLARING-BOULD S/F> X*****9178	CHESS Sponsored	NSW	3353 
Total			3353

Sincerely,

Computershare


Only Computershare managed holdings are listed.

Date: 29/08/2023

Dear Sir/Madam,

Thank you for your enquiry and below is the account balance(s) of your portfolio as of close of business on: 30/06/2023

**SANTOS LIMITED
STO ORDINARY FULLY PAID SHARES**

Name	Share Type	Register	Quantity
CJ & WA CLARING-BOULD PTY LTD <C & W CLARING-BOULD S/F> X*****9178	CHESS Sponsored	SA	6000 
Total			6000

Sincerely,
Computershare

Only Computershare managed holdings are listed.

Home > History > Holdings Balance

Holdings Balance History

Enter your search ^

Issuer

PM Capital Global Opportunities Fund Limited

Security Class

PGF - Fully Paid Ordinary Shares

Subregister

CHESS

Enter Balance Date (dd/mm/yyyy)

30/06/2023 📅

Add Comparison Date

View

Results

PLEASE NOTE: The balances shown below may not be a complete record of your current holding as there may be transactions which are not yet registered.

PM Capital Global Opportunities Fund Limited

Fully Paid Ordinary Shares

- CHESS

Balance Details

Holding Balance Date

30-Jun-2023

No of Securities

■ 71,435

*All times are displayed in Sydney time.



Balance History

Currency Australian Dollar

View: TLS, X*****9178 (CJ & WA CLARING-BOULD PTY LTD <C & W CLARING-BOULD S/F A/C>)

Balance as at date (dd/mm/yyyy) 30/06/2023

Displaying Balance History as at **30 Jun 2023**

HIN/SRN EMP ID	Security Code	Closing Price (AUD)	Total Balance	Tradeable Balance	Total Value (AUD)
X*****9178	TLS	4.30	10,000	10,000	43,000.00

Viewing 1 - 1 of 1

Total Value: \$ 43,000.00

All material copyright © 2023 Link Market Services Limited

Ask us now

Date: 29/08/2023

Dear Sir/Madam,

Thank you for your enquiry and below is the account balance(s) of your portfolio as of close of business on: 30/06/2023

**AGL ENERGY LIMITED
AGL ORDINARY FULLY PAID SHARES**

Name	Share Type	Register	Quantity
CJ & WA CLARING-BOULD PTY LTD <C & W CLARING-BOULD S/F> X*****9178	CHESS Sponsored	NSW	3000
Total			3000

Sincerely,
Computershare

Only Computershare managed holdings are listed.



Balance History

Currency Australian Dollar

View: WBC, X*****9178 (CJ & WA CLARING-BOULD PTY LTD <C & W CLARING-BOULD S/F A/C>)

Balance as at date (dd/mm/yyyy) 30/06/2023

Displaying Balance History as at **30 Jun 2023**

HIN/SRN EMP ID	Security Code	Closing Price (AUD)	Total Balance	Tradeable Balance	Total Value (AUD)
X*****9178	WBC	21.34	2,000	2,000	42,680.00

Viewing 1 - 1 of 1

Total Value: \$ 42,680.00

All material copyright © 2023 Link Market Services Limited

Ask us now

[Home](#) > [History](#) > [Holdings Balance](#)

Holdings Balance History

Enter your search ^

Issuer

VGI Partners Global Investments Limited

Security Class

VG1 - Fully Paid Ordinary Shares

Subregister

CHESS

Enter Balance Date (dd/mm/yyyy)

30/06/2023 

Add Comparison Date

View

Results

PLEASE NOTE: The balances shown below may not be a complete record of your current holding as there may be transactions which are not yet registered.

VGI Partners Global Investments Limited

Fully Paid Ordinary Shares

- CHESS

Balance Details

Holding Balance Date

30-Jun-2023

No of Securities

13,250 

*All times are displayed in Sydney time.

© Copyright Boardroom Pty Limited

ABN 14 003 209 836


[Terms of Use](#) | [Privacy Policy](#)

Date: 29/08/2023

Dear Sir/Madam,

Thank you for your enquiry and below is the account balance(s) of your portfolio as of close of business on: 30/06/2023

**CSL LIMITED
CSL ORDINARY FULLY PAID SHARES**

Name	Share Type	Register	Quantity
CJ & WA CLARING-BOULD PTY LTD <C & W CLARING-BOULD S/F> X*****9178	CHESS Sponsored	VIC	229 
Total			229

Sincerely,
Computershare

Only Computershare managed holdings are listed.



Balance History

Currency Australian Dollar

View: APA, X*****9178 (CJ & WA CLARING-BOULD PTY LTD <C & W CLARING-BOULD S/F A/C>)

Balance as at date (dd/mm/yyyy) 30/06/2023

Displaying Balance History as at **30 Jun 2023**

HIN/SRN EMP ID	Security Code	Closing Price (AUD)	Total Balance	Tradeable Balance	Total Value (AUD)
X*****9178	APA	9.69	4,000	4,000	38,760.00

Viewing 1 - 1 of 1

Total Value: \$ 38,760.00

All material copyright © 2023 Link Market Services Limited

Ask us now



Balance History

Currency Australian Dollar

View: WOW, X*****9178 (CJ & WA CLARING-BOULD PTY LTD <C & W CLARING-BOULD S/F A/C>)

Balance as at date (dd/mm/yyyy) 30/06/2023

Displaying Balance History as at **30 Jun 2023**

HIN/SRN EMP ID	Security Code	Closing Price (AUD)	Total Balance	Tradeable Balance	Total Value (AUD)
X*****9178	WOW	39.73	1,500	1,500	59,595.00

Viewing 1 - 1 of 1

Total Value: \$ 59,595.00

All material copyright © 2023 Link Market Services Limited

Ask us now



Balance History

Currency Australian Dollar

View: CBA, X*****9178 (CJ & WA CLARING-BOULD PTY LTD <C & W CLARING-BOULD S/F A/C>)

Balance as at date (dd/mm/yyyy) 30/06/2023

Displaying Balance History as at **30 Jun 2023**

HIN/SRN EMP ID	Security Code	Closing Price (AUD)	Total Balance	Tradeable Balance	Total Value (AUD)
X*****9178	CBA	100.27	500	500	50,135.00

Viewing 1 - 1 of 1

Total Value: \$ 50,135.00

All material copyright © 2023 Link Market Services Limited

Ask us now

Balance History

Currency Australian Dollar 

◀ View: BKI, X*****9178 (CJ & WA CLARING-BOULD PTY LTD <C & W CLARING-BOULD S/F A/C>)

Balance as at date (dd/mm/yyyy) 30/06/2023 

Displaying Balance History as at **30 Jun 2023**

HIN/SRN EMP ID	Security Code	Closing Price (AUD)	Total Balance	Tradeable Balance	Total Value (AUD)
X*****9178	BKI	1.725	62,049	62,049	107,034.53

Viewing 1 - 1 of 1

Total Value: \$ 107,034.53

All material copyright © 2023 Link Market Services Limited

Ask us now 



Balance History

Currency Australian Dollar

View: EDV, X*****9178 (CJ & WA CLARING-BOULD PTY LTD <C & W CLARING-BOULD S/F A/C>)

Balance as at date (dd/mm/yyyy) 30/06/2023

Displaying Balance History as at **30 Jun 2023**

HIN/SRN EMP ID	Security Code	Closing Price (AUD)	Total Balance	Tradeable Balance	Total Value (AUD)
X*****9178	EDV	6.31	5,000	5,000	31,550.00

Viewing 1 - 1 of 1

Total Value: \$ 31,550.00

All material copyright © 2023 Link Market Services Limited

Ask us now

**CJ & WA CLARING-BOULD
SUPER FUND**

Declaration of Trust

CJ & WA Claring-Bould Pty Ltd

ACN 167 084 988

Trustee

Contents

page

Part 1 – Preliminary	1
1. Definitions	1
2. Establishment	4
3. Nature	4
4. Purpose	4
5. Superannuation Law	4
Part 2 – Membership	5
6. Admission of Members	5
7. Membership ceases	5
8. Information	5
9. Special conditions	5
10. Deed	5
Part 3 – Contributions	5
11. Payment	5
12. Refusal	6
13. Excess Concessional Contributions Tax	6
14. Contribution Splitting	6
Part 4 – Investment	6
15. General	6
16. Individual	6
17. Policies	7
18. Other income	7
19. Borrowing	7
Part 5 – Accounts	8
20. Beneficiary Account	8
21. General Reserve Account	9
22. Other accounts	9
23. Fund Expenses	9
24. Earnings	10
Part 6 – Benefits	10
25. Amount and circumstances	10
26. Pension benefits	11
27. Commutation of Pension	12
28. Death benefits	12

Contents	page
29. Beneficiary under a disability	12
30. Place and manner of payment	13
31. Proofs	13
32. Payment conditional on evidence	13
33. No claim apart from deed	13
34. Forfeiture of benefits	13
35. Nominated Dependants	14
36. Binding Nomination	14
Part 7 – Transfers and Rollovers	14
37. Transfers and Rollovers from an Approved Benefit Arrangement	14
38. Transfers and Rollovers to an Approved Benefit Arrangement	14
Part 8 – Management of Fund	15
39. Trustee	15
40. Appointment and removal of trustee	15
41. Minutes	16
42. Powers of Trustee	16
43. Trustee may act despite interest	17
44. Trustee not liable	17
45. Indemnity	17
46. Remuneration	17
Part 9 – Administration of Fund	17
47. Audit	17
48. Tax	18
49. Currency	18
50. Amendment	18
51. Termination	19
52. Notice	19
53. Governing law	20
Execution	21
Schedule	21

Declaration of Trust

BY the person named in Item 1 of the Schedule (**Trustee**)

Introduction

- A. The Trustee wishes to establish a superannuation fund for the benefit of Members and their Dependants and for the purposes permitted under Superannuation Law.
- B. The Trustee agrees to act as the trustee of the Fund.
- C. The Trustee agrees to hold \$1.00 as the initial settlement sum and other assets to form the Fund on trust for the Beneficiaries.

Operative clauses

Part 1 – Preliminary

1. Definitions

1.1 In this deed:

Account Based Pension means a pension that satisfies the requirements of subparagraph (9A)(a) of Regulation 1.06 of the Superannuation Industry (Supervision) Regulations 1994 and all other relevant provisions of Superannuation Law;

Annuity means a benefit provided by a life insurance company or a registered organisation taken to be an annuity for the purposes of Superannuation Law;

Approved Benefit Arrangement means a superannuation fund regulated under Superannuation Law or a retirement savings account (under the Retirement Savings Account Act 1997) from which the Trustee may accept, or to which the Trustee may transfer or rollover, benefits for a Beneficiary in accordance with the requirements of Superannuation Law;

Beneficiary means a person (including a Member) who has a beneficial interest in the Fund including, for the avoidance of doubt, any Legal Personal Representative of such Beneficiary;

Beneficiary Account means an account kept for a Beneficiary under clause 20;

Binding Nomination Form means a form completed in accordance with clause 36 that satisfies the Superannuation Industry (Supervision) Regulations 1994;

Business Day means any day except a Saturday or a Sunday or other public holiday in the State or Territory of Australia identified in Item 4 of the Schedule;

Co-contribution Legislation means the Superannuation (Government Co-contribution for Low Income Earners) Act 2003, any Regulations made pursuant to that Act including any amendments, substituted legislation and any statutory instruments issued pursuant to that legislation and in force;

Contributions-Splitting Application means the same as under Superannuation Law;

Dependant of a person means:

- (a) that person's husband, wife, widower or widow;
- (b) anyone else who, although not legally married to that person, in the opinion of the Trustee, lives or lived with that person on a genuine domestic basis as the wife or husband of that person;
- (c) a child of that person including an adopted child, a stepchild or an ex-nuptial child of that person;
- (d) anyone else who, in the Trustee's opinion, is at the relevant date wholly or partly financially dependent on that person; or
- (d) anyone else who is a dependant or with whom that person has a interdependency relationship within the meaning of those terms under Superannuation law;

Eligible Person means a person who is:

- (a) eligible to become a Member under Superannuation Law; and
- (b) approved by the Principal Member (if any) for membership;

Excess Concessional Contributions Tax means any tax imposed under the Superannuation (Excess Concessional Contributions Tax) Act 2007 or the Superannuation (Excess Non-Concessional Contributions Tax) Act 2006 or successor legislation;

Fund means the assets held by or for the Trustee upon the trusts of this deed, and all additions and increases thereto;

Fund Expense means an expense of establishing, operating, managing or administering the Fund;

Legal Personal Representative means the executor of the will or administrator of the estate of a deceased person, the trustee of the estate of a person under a legal disability or a person who holds an enduring power of attorney granted by a person;

Member means a current member of the Fund and includes a person receiving a Pension or Annuity from the Fund;

Non-Account Based Pension means a pension that satisfies the requirements of subparagraph (9A)(b) of Regulation 1.06 of the Superannuation Industry (Supervision) Regulations 1994 and all other relevant provisions of the Superannuation Law;

Non-Binding Nomination Form means a form completed in accordance with clause 35;

Non-Member Spouse means the same as under Superannuation Law;

Pension means a benefit taken to be a pension for the purposes of Superannuation Law at any given time and includes an Account Based Pension and a Non-Account Based Pension;

Policy means an insurance policy on the life or health of a Member or a group of Members taken out by the Trustee;

Preserved and Non-Preserved Benefits means the same as under Superannuation Law;

Principal Member means the person or persons named, (if any) in Item 3 of the Schedule or any substitute whom that person or those persons nominates in writing (including by will), or if there is no Principal Member a person or persons nominated by the trustee in writing. The person appointed as a Principal Member may resign in writing without appointing a substitute;

Reserve Account means an account kept under clause 20 or 22;

Retire means the same as under Superannuation Law;

Reversionary Beneficiary means a person nominated by a Beneficiary receiving a Pension on commencement of the Pension to be entitled to receive the Pension on the death of the Beneficiary receiving the Pension;

Self Managed Superannuation Fund means the same as under Superannuation Law;

Splittable Contributions means the same as under Superannuation Law;

Superannuation Guarantee Legislation means the Superannuation Guarantee (Administration) Act 1992 and the Superannuation Guarantee Charge Act 1992, any Regulations made pursuant to those Acts including any amendments, substituted legislation and any statutory instruments issued pursuant to that legislation and in force;

Superannuation Law means the requirements of the Superannuation Industry (Supervision) Act 1993, the Income Tax Assessment Act 1936, the Income Tax Assessment Act 1997, the Superannuation Guarantee Legislation, the Family Law Act 1975, the Corporations Act 2001, the Co-contribution Legislation, any Regulations made pursuant to those Acts and any other law relevant to the administration and management of the Fund, including any amendment to any law, any legislation substituted for any law, and any statutory instruments issued under any law and in force;

Trustee means the person or persons named in Item 1 and if there is more than one trustee, all of the trustees of the Fund and any original, additional or substituted trustee(s) of the Fund for the time being.

1.2 In this deed, unless the context otherwise requires:

- (a) a reference to this deed means this document as amended under clause 50;
- (b) the Introduction is correct;
- (c) headings, notes or the table of contents do not affect interpretation;
- (d) a reference to legislation or law includes any amendment to it, any legislation substituted for it, and any statutory instruments issued under it and in force;
- (e) singular includes plural and plural includes singular;

- (f) words of one gender include both other genders;
- (g) a reference to a person includes any natural person or persons, corporation, trustee, partnership, a firm and any other entity and their authorised officers, agents, administrators, successors and executors;
- (h) reference to a party includes that party's personal representatives, successors and permitted assigns;
- (i) a provision must be read down to the extent necessary to be valid and if it cannot be read down to that extent, it must be severed;
- (j) if a thing is to be done on a day which is not a business day, it must be done on the business day before that day. (A business day means any day except a Saturday or Sunday or other public holiday in the State whose laws govern the operation of this deed);
- (k) a reference tax includes income tax, land tax, stamp duty, superannuation contributions surcharge and any other tax, charge or government fee on any part of the Fund or on any transfer of money or property to or from the Fund;
- (l) another grammatical form of a defined expression has a corresponding meaning.

2. Establishment

- 2.1 From the date of this deed, the Trustee holds the Fund on trust for the Beneficiaries.
- 2.2 The name of the trust is set out in Item 2 of the Schedule.
- 2.3 A Beneficiary has a beneficial interest in the whole Fund, but not an interest in any particular investment of the Fund (including an investment authorised by that Beneficiary).

3. Nature

- 3.1 The Fund is an indefinitely continuing superannuation fund that shall be constituted to meet the conditions of a Self Managed Superannuation Fund under Superannuation Law.

4. Purpose

- 4.1 While the Trustee of the Fund is not a constitutional corporation, the sole or primary purpose of the Fund is the provision of old-age pensions and any other purposes permitted under Superannuation Law.

5. Superannuation Law

- 5.1 A Superannuation Law prevails over any provision of this deed to the extent of any inconsistency and to the extent that Superannuation Law imposes any requirement on the Fund, such requirement is deemed to a requirement of this deed.

Part 2 – Membership

6. Admission of Members

- 6.1 An Eligible Person may apply to become a Member of the Fund, in any form the Trustee requires.
- 6.2 If the Trustee accepts the application, the Eligible Person becomes a Member on the date of acceptance or any other date the Trustee decides.
- 6.3 The Trustee may refuse an application without giving reasons.

7. Membership ceases

- 7.1 A person ceases to be a Member when:
- (a) all benefits under the Fund for that person have been paid, rolled over or transferred; or
 - (b) that person dies.

8. Information

- 8.1 Each applicant and each Member must provide to the Trustee any information and evidence and sign any documents that the Trustee requires.
- 8.2 A Member must immediately notify the Trustee upon ceasing to be an Eligible Person.

9. Special conditions

- 9.1 If an applicant or Member does not fully comply with clause 8, or misrepresents something to the Trustee, or the Trustee otherwise considers it appropriate, the Trustee may impose special conditions on that person's membership and benefits from the Fund.
- 9.2 The Trustee may amend those special conditions.
- 9.3 Subject to clause 5, those special conditions override this deed to the extent of any inconsistency.

10. Deed

- 10.1 This deed binds each Member.

Part 3 – Contributions

11. Payment

- 11.1 A Member may contribute any amount of money, property or other assets (including assets in specie) to the Fund at any time, subject to Superannuation Law and the consent of the Trustee.

- 11.2 Any other person may contribute any amount of money or property to the Fund on behalf of a Member at any time, subject to Superannuation Law and the consent of the Trustee.
- 11.3 The Trustee may accept any amount contributed on behalf of a Member under the SG Legislation or the Co-contribution Legislation.
-

12. Refusal

- 12.1 The Trustee may refuse any contribution to the Fund without giving reasons.
- 12.2 The Trustee may refund any contribution not allowed by Superannuation Law, after deducting taxes and expenses incurred by the Trustee on the contribution and in so refunding any such contribution, the Trustee is entitled to (but is not liable or required to) pay any earnings or interest attributable to such contribution.
-

13. Excess Concessional Contributions Tax

- 13.1 The Trustee shall inform any relevant Member where a contribution or payment has been made to the Fund that will or will likely cause such Member to become liable to Excess Concessional Contributions Tax.
-

14. Contribution Splitting

- 14.1 A Member may make a Contributions-Splitting Application to the Trustee to rollover, transfer or allot that Member's Splittable Contributions for the benefit of the Member's spouse, in any form the Trustee requires.
- 14.2 The Trustee may only accept a Contributions-Splitting Application in the circumstances permitted under Superannuation Law.
- 14.3 If the Trustee accepts a Contributions-Splitting Application, the Trustee must rollover, transfer or allot all or part of that Member's Splittable Contributions for the benefit of the Member's spouse in accordance with the Member's Contributions-Splitting Application or on any other terms that the Trustee decides that is consistent with Superannuation Law.
- 14.4 The Trustee may refuse a Contributions-Splitting Application in whole or part without giving reasons.
-

Part 4 – Investment

15. General

- 15.1 To the extent permitted by Superannuation Law, the Trustee may invest and reinvest the Fund in any form of investment.
-

16. Individual

To the extent permitted by Superannuation Law:

- (a) A Beneficiary may authorise the Trustee to invest all or part of the Beneficiary's Beneficiary Account balance in a particular manner.
-

- (b) With the Trustee's consent, a Beneficiary may revoke or amend an investment authority with effect from a date set by the Trustee.
- (c) The Trustee may accept or reject the investment authority by notice to the Beneficiary.
- (d) The Trustee must provide to the Beneficiary any information required by Superannuation Law, before the Beneficiary gives the investment authority.
- (e) If a Beneficiary does not give an investment authority, or the Trustee rejects the investment authority, the Trustee may invest the Beneficiary Account balance as the Trustee decides.
- (f) The Trustee is not liable for any loss by a Beneficiary arising from an investment authorised by that Beneficiary.

17. Policies

To the extent permitted by Superannuation Law:

- (a) The Trustee may take out and maintain any Policy requested by a Member.
- (b) The Trustee may cancel a Policy over a Member, if the Member's account balance is zero, or the Member request the Trustee to cancel the Policy.
- (c) The Trustee alone may enforce a Policy.
- (d) The Trustee may:
 - (1) receive the proceeds of any Policy; or
 - (2) direct the insurer to pay the proceeds of any Policy to a person the Trustee nominates.
- (e) The Trustee may pay all Policy premiums from the Fund.

18. Other income

- 18.1 In addition to contributions, rollovers and income, the Trustee may accept any other assets into the Fund.
- 18.2 The Trustee may treat those assets as income of the Fund or in any other way.

19. Borrowing

The Trustee may enter into arrangements to:

- (a) borrow money;
- (b) maintain an existing borrowing of money;
- (c) secure the payment or repayment of any borrowing; or

but in each case, strictly subject to the extent permitted by Superannuation Law.

Part 5 – Accounts

20. Beneficiary Account

20.1 The Trustee must keep a Beneficiary Account for each Beneficiary, to determine benefits payable in respect of that Beneficiary.

20.2 The Trustee must credit the Beneficiary Account with:

- (a) contributions for the Beneficiary;
- (b) amounts rolled over or transferred into the Fund from an Approved Benefit Arrangement for the Beneficiary including pursuant to a Contributions-Splitting Application;
- (c) amounts allotted for the Beneficiary pursuant to a Contributions-Splitting Application;
- (d) amounts rolled over or transferred for the Beneficiary pursuant to an order or agreement under the Family Law Act 1975;
- (e) proceeds of a Policy over the Beneficiary (unless the Trustee directs the insurer to pay the proceeds to a person the Trustee nominates);
- (f) positive earnings which the Trustee decide to allocate to the Beneficiary Account;
- (g) any other amounts which the Trustee decides.

20.3 The Trustee must debit the Beneficiary Account with:

- (a) benefits paid from the Beneficiary Account to or for the Beneficiary;
- (b) amounts rolled over or transferred from the Fund to an Approved Benefit Arrangement for the Beneficiary;
- (c) amounts allotted, transferred or rolled over for the benefit of the Beneficiary's spouse pursuant to a Contributions-Splitting Application;
- (d) amounts rolled over or transferred from the Beneficiary Account pursuant to an order or agreement under the Family Law Act 1975;
- (e) Policy premiums for the Beneficiary which the Trustee decides to allocate to the Beneficiary Account;
- (f) taxes on contributions by or for the Beneficiary and on benefits to or for the Beneficiary which the Trustee decides to allocate to the Beneficiary Account;
- (g) the Beneficiary's share of Fund Expenses;
- (h) negative earnings which the Trustee decides to allocate to the Beneficiary Account;
- (i) any other amounts which the Trustee decides.

20.4 The Trustee must maintain records concerning the Beneficiary Account in accordance with Superannuation Law of:

- (a) the Preserved and Non-Preserved Benefits; and
 - (b) any flagging agreement, flagging order or splitting agreement or other order or agreement notified to the Trustee made pursuant to the Family Law Act 1975.
-

21. General Reserve Account

21.1 The Trustee may keep a General Reserve Account.

21.2 The Trustee may credit the General Reserve Account with:

- (a) any positive earnings not allocated to Beneficiary Accounts;
- (b) any bonus or rebate under a Policy, not allocated to Beneficiary Accounts;
- (c) any amount left in a Beneficiary Account after all benefits have been paid to the Beneficiary;
- (d) any Fund Expenses, Policy premiums or tax debited to Beneficiary Accounts but not yet paid;
- (e) any forfeited benefits;
- (f) any other amounts the Trustee decides.

21.3 The Trustee may debit the General Reserve Account with:

- (a) any losses, Policy premiums or Fund Expenses not allocated to Beneficiary Accounts;
 - (b) any amounts which the Trustee decides to credit Beneficiary Accounts as deemed contributions or as additional earnings or as over-estimated Fund Expenses, Policy premiums or tax;
 - (c) any other amounts the Trustee decides.
-

22. Other accounts

22.1 The Trustee may keep any other accounts it decides, including a Reserve Account for any specific purpose it decides.

23. Fund Expenses

23.1 The Trustee must pay all Fund Expenses from the Fund.

23.2 The Trustee may determine a Beneficiary's share of Fund Expenses (not already taken into account in determining earnings) in any combination of the following ways:

- (a) an equal amount for each Beneficiary;
 - (b) in proportion to the balance of each Beneficiary Account;
 - (c) according to the Fund Expenses incurred in making or changing investments authorised by that Beneficiary.
-

- 23.3 As at each 30 June and any other date the Trustee decides, the Trustee must determine each Beneficiary's share of Fund Expenses.
- 23.4 The Trustee may prospectively determine Fund Expenses. The Trustee may later adjust Beneficiary Accounts and/or the Reserve Account to take into account any difference between actual and anticipated Fund Expenses. However, the Trustee must not adjust a Beneficiary Account after the relevant Beneficiary has been paid their benefit from the Fund.
- 23.5 The Trustee may pay Fund Expenses from a Reserve Account.

24. Earnings

- 24.1 As at each 30 June and any other date the Trustee decides, the Trustee must:
- (a) revalue the Fund assets (including investments authorised under clause 16);
 - (b) determine the after tax earnings (positive or negative) of each investment authorised by a Beneficiary under clause 16, and allocate those earnings to that Beneficiary's Beneficiary Account;
 - (c) determine the after tax earnings (positive or negative) of all the other assets of the Fund, and allocate those earnings to Beneficiary Accounts in a fair manner.
- 24.2 The Trustee must take into account provision for contingencies, unrealised gains or losses on valuation, and any other factors the Trustee decides.
- 24.3 The Trustee may prospectively determine earnings when a benefit is payable from the Fund.
- 24.4 The Trustee may pay earnings to a Reserve Account.

Part 6 – Benefits

25. Amount and circumstances

- 25.1 A benefit equal to the balance of a Member's Beneficiary Account becomes payable, if:
- (a) the Member requests payment and a condition of release is satisfied under Superannuation Law; or
 - (b) the Member must, under Superannuation Law, commence to receive a benefit from the Fund.
- 25.2 If a benefit becomes payable to a Member under clause 25.1 or 26.1, the Trustee on request of the Member, may in any combination and on any terms and conditions it wishes to impose but subject always to Superannuation Law:
- (a) retain all or part of the Member's benefit in the Fund;
 - (b) pay the benefit by lump sum;
 - (c) pay the benefit by Pension;
 - (d) purchase an Annuity with the benefit;

- (e) pay the benefit in the form of an asset (including an asset in specie).
- 25.3 For any other Beneficiary entitled to a benefit, the Trustee must, in accordance with Superannuation Law, in any combination the Trustee decides:
- (a) retain all or part of the Beneficiary's benefit in the Fund;
 - (b) pay the benefit by lump sum;
 - (c) pay the benefit by Pension;
 - (d) purchase an Annuity with the benefit;
 - (e) pay the benefit in the form of an asset (including an asset in specie).
- 25.4 The Trustee, subject to the requirements of Superannuation Law, may in its absolute discretion pay:
- (a) a lump sum benefit to a Beneficiary as one lump sum amount or two or more lump sum amounts; and
 - (b) a pension benefit to a Beneficiary as one pension or two or more pensions.
- 25.5 A benefit also becomes payable if the Trustee is required to pay an amount from a Member's Beneficiary Account pursuant to an order or agreement under the Family Law Act 1975. The Trustee must pay, flag or transfer the benefit as required under Superannuation Law.
- 25.6 The Trustee may pay a benefit from the Fund at any place, in any manner, and within any reasonable time the Trustee decides.
- 25.7 With the consent of the Beneficiary, the Trustee may pay a benefit to that Beneficiary by transferring to that Beneficiary an investment of the Fund of equivalent value.

26. Pension benefits

- 26.1 Where the Trustee is permitted or otherwise required to pay any Pension or Annuity, the Trustee shall pay any such Pension or Annuity subject to such provisions as the Trustee may determine necessary to ensure that there is no contravention of Superannuation Law and that the Fund remains a complying superannuation fund at all times for Superannuation Law purposes.
- 26.2 In respect of any Pension permitted or otherwise required to be paid, the Trustee may:
- (a) set apart the assets of the Fund which will fund the Pension in a Reserve Account;
 - (b) obtain any certificates the Trustee decides about the adequacy of those assets for current and non-current Pension liabilities;
 - (c) invest those assets on the same basis that it invests any other assets of the Fund (including in investments authorised by the Beneficiary).
- 26.3 After the death of a Beneficiary receiving a Pension, the Trustee must pay the assets which fund the Pension in accordance with and as permitted by Superannuation Law, to the Reversionary Beneficiary. If there is no Reversionary Beneficiary the Trustee may pay the assets, in any combination the Trustee decides:

- (a) to a Reserve Account; or
 - (b) subject to the terms of the Pension, in accordance with clause 28.1(a) to 28.1(c).
-

27. Commutation of Pension

- 27.1 At the request of a Beneficiary receiving a Pension, the Trustee may only commute all or part of a Pension to a lump sum, or for a rollover a Pension to another account within the Fund, or for the payment of a new Pension to the extent and as permitted by Superannuation Law.
 - 27.2 The Trustee may then, in any combination the Trustee decides:
 - (a) reduce the number of instalments of any remaining Pension;
 - (b) reduce the amount of each instalment of any remaining Pension;
 - (c) obtain any certificates the Trustee decides about the adequacy of the assets which will fund the pension for current and non-current Pension liabilities.
-

28. Death benefits

- 28.1 Subject to Superannuation Law, if a Member dies, the Trustee must pay the benefit:
 - (a) in accordance with the Member's valid Binding Nomination Form (if any); or
 - (b) if that Member did not have a valid Binding Nomination Form, to any Dependants of that Member the Trustee decides and any legal personal representative of that Member, in any proportions the Trustee decides taking into consideration the Member's valid Non-Binding Nomination Form (if any);
 - (c) if, within 3 months after the death, the Trustee cannot find any Dependants of that Member and there are no legal personal representatives of the deceased, to relatives of that Member, or to any other person or Reserve Account as permitted by Superannuation Law, as the Trustee decides in any proportions the Trustee decides.
 - (d) if the Member is a Beneficiary receiving a Pension, in accordance with 26.3.
-

29. Beneficiary under a disability

- 29.1 If a Beneficiary is under 18 years or the Trustee considers it is in the Beneficiary's best interests, the Trustee may pay all or part of that Beneficiary's benefit:
 - (a) by spending it for the advancement, maintenance, education or benefit of that Beneficiary; or
 - (b) to a person who appears to the Trustee to be a trustee, spouse, child, parent, guardian, carer or custodian of that Beneficiary.
 - 29.2 The receipt of the payee discharges the Trustee.
-

30. Place and manner of payment

- 30.1 The Trustee may pay a benefit from the Fund at any place, in any manner, and within any reasonable time the Trustee decides.
- 30.2 With the consent of the Beneficiary, the Trustee may pay a benefit to that Beneficiary by transferring to that Beneficiary an investment of the Fund of equivalent value.
- 30.3 The Trustee may in their absolute discretion pay:
- (a) a lump sum benefit to a Beneficiary as one lump sum amount or two or more lump sum amounts; and
 - (b) a pension benefit to a Beneficiary as one pension or two or more pensions.

31. Proofs

- 31.1 The Trustee may base a decision on evidence not legally proved.

32. Payment conditional on evidence

- 32.1 The Trustee may require a Beneficiary to provide any information or evidence or do any act the Trustee decides.
- 32.2 The Trustee may withhold a benefit until the Beneficiary complies with the previous sub-clause.

33. No claim apart from deed

- 33.1 No Beneficiary is entitled to payment from the Fund except as expressed in this deed.

34. Forfeiture of benefits

- 34.1 A Beneficiary forfeits their whole entitlement in the Fund if:
- (a) the Beneficiary assigns or charges their entitlement or interest in the Fund;
 - (b) that entitlement becomes payable to another person;
 - (c) the Beneficiary is unable personally to receive or enjoy that entitlement; or
 - (d) in the Trustee's opinion, the Beneficiary is incapable of managing their affairs.
- 34.2 The Trustee may:
- (a) pay or apply a Beneficiary's forfeited entitlement to or for that Beneficiary's Dependants;
 - (b) pay or apply a Beneficiary's forfeited entitlement to a Reserve Account; or
 - (c) if the reason for forfeiture ceases, credit the balance of the forfeited entitlement (not paid or applied or used under this sub-clause) to the relevant Beneficiary Account or pay the entitlement to the Beneficiary as the Trustee decides.

35. Nominated Dependants

- 35.1 A Member may nominate one or more of the Dependants and the legal personal representative of that Member, to receive that Member's entitlement when that Member dies, in any form the Trustee requires.
- 35.2 The Trustee may require a Member to complete a new Non-Binding Nomination Form at any time.
- 35.3 A Non-Binding Nomination Form is or becomes invalid if:
- (a) Superannuation Law does not permit the Trustee to follow the nomination form;
 - (b) the Member completes a later valid Non-Binding Nomination Form;
 - (c) the Member has a valid Binding Nomination Form.
- 35.4 The Trustee need not inform the Member that a Non-Binding Nomination Form is invalid.
- 35.5 To remove any doubt, in this clause, **Member** includes a former Member receiving a Pension.

36. Binding Nomination

- 36.1 A Member may nominate one or more of the Dependants and the Legal Personal Representative of that Member, to receive that Member's entitlement when that Member dies, in a form binding upon the Trustee in accordance with the requirements of section 59(1A) of the *Superannuation Industry Supervision Act 1993*, as if (only for the purposes of this clause) that section applied to a Self Managed Superannuation Fund.
- 36.2 Unless the Trustee requires a Member to complete a new Binding Nomination Form at any time, all Binding Nomination Forms shall last indefinitely.
- 36.3 To remove any doubt in this clause, **Member** includes a former Member receiving a Pension.

Part 7 – Transfers and Rollovers

37. Transfers and Rollovers from an Approved Benefit Arrangement

- 37.1 At the request of a Member, the Trustee may accept money or assets from an Approved Benefit Arrangement, the superannuation holding accounts reserve under the Small Superannuation Accounts Act 1995 or pursuant to a Contributions-Splitting Application to provide benefits for that Member.
- 37.2 The Trustee may accept that money or assets on any terms.
- 37.3 The Trustee may refuse that money or assets without giving reasons.

38. Transfers and Rollovers to an Approved Benefit Arrangement

- 38.1 At the request of a Beneficiary, the Trustee may transfer or rollover all or part of the Beneficiary's entitlement to an Approved Benefit Arrangement for the benefit of that Beneficiary, including by transferring an investment of the Fund of equivalent value.

- 38.2 The Trustee may allot, transfer or rollover all or part of the Beneficiary's entitlement for the benefit of that Beneficiary's spouse only in accordance with clause 14 or pursuant to a benefit payable in accordance with clause 25.5.
- 38.3 The Trustee may keep enough of the entitlement to cover contingent liabilities.
- 38.4 The Trustee may transfer or rollover the entitlement on any terms.
- 38.5 The receipt of the transferee discharges the Trustee.

Part 8 – Management of Fund

39. Trustee

- 39.1 The Trustee must be at least two natural persons or a constitutional corporation (within the meaning of Superannuation Law).
-

40. Appointment and removal of trustee

- 40.1 The Principal Member or if there is no Principal Member, the Members may by deed:
- (a) appoint a substitute or additional trustee;
 - (b) remove a trustee.
- 40.2 If a trustee vacates office leaving only one natural person as trustee or no trustee, the Principal Member or if there is no Principal Member, the Members must appoint a new trustee.
- 40.3 A trustee vacates office if:
- (a) the trustee is removed pursuant to clause 40.1;
 - (b) that trustee resigns by notice to the Members;
 - (c) that trustee is a corporation and becomes an externally-administered body corporate (within the meaning of the Corporations Act 2001);
 - (d) that trustee is a natural person and dies or is found to be of unsound mind or becomes an insolvent under administration (within the meaning of the Corporations Act 2001); or
 - (e) that trustee is a disqualified person (within the meaning of superannuation law) or is otherwise ineligible to be a trustee of the Fund.
- 40.4 On vacating office, a trustee must:
- (a) promptly deliver all documents, records, money and property to the new or remaining Trustee; and
 - (b) do everything necessary to transfer the legal title of the Fund to the new or remaining Trustee.
-

41. Minutes

- 41.1 The Trustee must record its decisions in written minutes or written resolutions, signed by the Trustee (or the directors of a corporate Trustee).
- 41.2 Signed minutes or resolutions are sufficient evidence of decisions and proceedings at meetings unless proved incorrect.

42. Powers of Trustee

- 42.1 The Trustee alone administers the Fund.
- 42.2 The Trustee has:
- (a) the legal capacity and powers of a natural person;
 - (b) the powers of a trustee by law; and
 - (c) the powers of a company under the Corporations Act 2001 (if a company).
- 42.3 The Trustee may do anything it thinks fit to:
- (a) comply with Superannuation Law;
 - (b) administer the Fund.
- 42.4 Without limiting the previous sub-clauses, the Trustee may:
- (a) open an account with any bank, building society, credit union or other financial institution (**institution**);
 - (b) operate that account in accordance with the customs, usages and practices of the institution. This includes the Trustee:
 - (1) drawing, making, accepting, endorsing, executing and issuing promissory notes, bills of exchange, bills of lading, cheques and other negotiable instruments;
 - (2) overdrawing the account as allowed by Superannuation Law;
 - (3) permitting the institution to debit the account with charges and duties;
 - (c) appoint an attorney (or joint and several attorneys, or joint or several attorneys) to exercise any trust or power;
 - (d) make an election under Superannuation Law;
 - (e) delegate any trust or power to any person on any terms (while retaining the right to exercise that trust or power);
 - (f) revoke any delegation of a trust or power;
 - (g) hold or invest in any real estate or real property or any interest of any kind in real estate or real property;

- (h) appoint or vary or terminate the appointment of a custodian or nominee (holding, if necessary, the appropriate Australian financial services licence with the appropriate authorisations) to hold or have registered in its name any asset of the Fund.

43. Trustee may act despite interest

- 43.1 A trustee of the Fund may act as a director of a corporation in which the Fund is invested and may retain remuneration for so acting.
- 43.2 A trustee of the Fund may exercise or concur in exercising a trust or power, even if the trustee has a personal interest in the outcome, or is a Beneficiary or related to a Beneficiary.
- 43.3 A trustee of the Fund may retain a benefit from a dealing in which the trustee has a personal interest.
- 43.4 A trustee of the Fund may deal with any of the other trustees (in the trustee's own capacity or as trustee of another fund).
- 43.5 In this clause, **trustee** also includes a director of a corporate trustee.

44. Trustee not liable

- 44.1 A trustee of the Fund acting in good faith in that capacity is not liable to compensate the Fund for any loss or breach of trust.
- 44.2 In this clause, **trustee** also includes a director of a corporate trustee.

45. Indemnity

- 45.1 A trustee of the Fund is entitled to indemnity from the Fund for any liability incurred in that capacity to the extent allowed by law.
- 45.2 No Beneficiary is liable to indemnify a trustee of the Fund, even for a liability which the Beneficiary asked or authorised the Trustee to incur.
- 45.3 The Trustee may take out trustee liability insurance and pay the premiums from the Fund.
- 45.4 In this clause, **trustee** includes a director of a corporate trustee, a former trustee, or a director of a former corporate trustee.

46. Remuneration

- 46.1 A trustee of the Fund is not entitled to remuneration for holding office.
- 46.2 In this clause, **trustee** also includes a director of a corporate trustee.

Part 9 – Administration of Fund

47. Audit

- 47.1 The Trustee:

- (a) must appoint an auditor who is authorised to audit the Fund under Superannuation Law;
- (b) may remove the auditor and appoint a new auditor.

47.2 The auditor must audit the accounting records of the Fund and produce an annual report for the Trustee in the form required by Superannuation Law.

48. Tax

48.1 The Trustee must comply with all laws about the deduction and payment of tax on behalf of the Fund and its Members.

48.2 The Trustee may:

- (a) deduct tax from money paid into the Fund, benefits paid out of the Fund and any Beneficiary Account;
 - (b) make provision for tax and debit that amount to any Beneficiary Account or the Reserve Account;
 - (c) pay tax or arrange for another person to do so; and
 - (d) pay to any Member an amount equal to any Excess Concessional Contributions Tax for which such Member is liable in respect of any contribution or payment to the Fund on behalf of such Member.
-

49. Currency

49.1 All payments to or from the Fund must be in Australian currency, except where the Trustee decides otherwise.

49.2 The Trustee may convert an amount into Australian currency using any exchange rate the Trustee decides.

50. Amendment

50.1 The Principal Member or if there is no Principal Member, the Trustee may by deed amend this deed.

50.2 An amendment takes effect from:

- (a) the date specified in the deed; or
- (b) if no date is specified, the date the deed is executed.

50.3 As soon as practicable, the Trustee must notify each Member about the nature and purpose of the amendment and any effect on the Member's entitlement.

50.4 Section 39B Trustee Act 1936 of South Australia or equivalent provision in legislation of another jurisdiction governing this trust deed, does not apply.

51. Termination

- 51.1 The Principal Member or if there is no Principal Member, the Trustee may resolve to end the Fund.
- 51.2 If the Principal Member or the Trustee resolves to end the Fund, the Trustee must:
- (a) not accept any more contributions;
 - (b) not take out any new Policies;
 - (c) pay all Fund Expenses, taxes and liabilities and allow for future taxes and liabilities;
 - (d) determine and allocate Fund Expenses in accordance with clause 23;
 - (e) determine and allocate earnings in accordance with clause 24;
 - (f) transfer or rollover each Beneficiary's entitlement to an Approved Benefit Arrangement or pay each Beneficiary's entitlement to the Beneficiary in accordance with this deed.
- 51.3 The Fund ends when the Trustee has paid or applied all entitlements in accordance with this deed.

52. Notice

- 52.1 Notice must be in writing and in English, and may be given by an authorised representative of the sender.
- 52.2 Notice may be given to a person:
- (a) personally;
 - (b) by leaving it at the person's address last notified;
 - (c) by sending it by pre-paid mail to the person's address last notified;
 - (d) by sending it by facsimile to the person's facsimile number last notified and then confirming it by pre-paid mail to the person's address last notified;
 - (e) by advertisement in any newspaper the Trustee decides.
- 52.3 Notice is deemed to be received by a person:
- (a) when left at the person's address;
 - (b) if sent by pre-paid mail, on the third Business Day after posting;
 - (c) if sent by facsimile and confirmed by pre-paid mail, at the time and on the day shown in a sending machine's transmission report which indicates that the whole facsimile was sent to the person's facsimile number last notified (or if the day shown is not a Business Day or if the time shown is after 5pm in the person's time zone, at 9am on the next Business Day); and
 - (d) if advertised in a newspaper, on the third Business Day after the newspaper is published.

53. Governing law

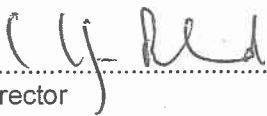
53.1 The validity of this trust is governed by the law of the State or Territory of Australia identified in Item 4 of the Schedule.

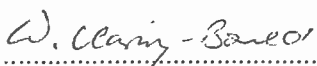
53.2 The administration of this trust is governed by the law of the place the Trustee decides.

Execution

Executed as a deed on 4th November 2013

Executed for and behalf of
CJ & WA Claring-Bould Pty Ltd
with the authority of the director(s)


.....
Director


.....
Director/Secretary

Schedule

Item 1	Trustee	CJ & WA Claring-Bould Pty Ltd ACN 167 084 988
Item 2	Name	CJ & WA Claring-Bould Super Fund
Item 3	Principal Member	Colin John Claring-Bould
Item 4	Governing Law	South Australia

S2241.SUP