

## **Compliance Workpapers**

**Penrose Investments Super Fund**

**Financial Year - 2023**



**Fund Details**

<b>Fund Name</b>	Penrose Investments Super Fund
<b>Contact no</b>	0426053917
<b>Financial Year</b>	2023
<b>Established Date</b>	25/06/2009
<b>ABN</b>	13 121 565 040
<b>TFN</b>	916162772
<b>Trustee Type</b>	Corporate
<b>Trustees</b>	Jdpenrose Investments Pty Ltd
<b>ACN</b>	137722411

## Review Points

## Statement of Financial Position

Assets	Qty	2023	2022	Change (\$)	Change (%)	
<b>Investments</b>	0.00	115,112.46	160,970.93	-45,858.47	28.49	<a href="#">WP-1</a> <a href="#">WP-2</a>
<b>Shares in Listed Companies</b>	0.00	115,097.72	160,956.07	-45,858.35	28.49	
Acrux Limited	1.00	0.04	0.05	-0.01	20.00	<a href="#">WP-1</a>
Ardent Leisure Group Limited	1.00	0.45	1.40	-0.95	67.86	<a href="#">WP-1</a>
Austbrokers Holdings Limited	1.00	29.40	17.68	11.72	66.29	<a href="#">WP-1</a>
Austco Healthcare Limited	280,000.00	47,600.00	28,000.00	19,600.00	70.00	<a href="#">WP-1</a>
Australian Vintage Ltd	2.00	0.80	1.36	-0.56	41.18	<a href="#">WP-1</a>
Baby Bunting Group Limited	1.00	1.38	4.08	-2.70	66.18	<a href="#">WP-1</a>
Bluescope Steel Limited	1.00	20.55	15.90	4.65	29.25	<a href="#">WP-1</a>
Codan Limited	1.00	8.03	6.96	1.07	15.37	<a href="#">WP-1</a>
Commonwealth Bank of Australia	1.00	100.27	90.38	9.89	10.94	<a href="#">WP-1</a>
Credit Corp Group Limited	1.00	19.80	20.28	-0.48	2.37	<a href="#">WP-1</a>
Cyprium Metals Limited	0.00	0.00	11,583.00	-11,583.00	100.00	
Danakali Limited	1.00	0.41	0.23	0.18	78.26	<a href="#">WP-1</a>
Diverger Limited	15,000.00	12,000.00	12,150.00	-150.00	1.23	<a href="#">WP-1</a>
Dusk Group Limited	1.00	1.02	11,376.04	-11,375.02	99.99	<a href="#">WP-1</a>
Energy Resources of Australia Limited	1.00	0.03	0.19	-0.16	84.21	<a href="#">WP-1</a>
Frontier Digital Ventures Limited	0.00	0.00	6,345.00	-6,345.00	100.00	
Ionic Rare Earths Limited	385,000.00	8,470.00	15,015.00	-6,545.00	43.59	<a href="#">WP-1</a>

Assets	Qty	2023	2022	Change (\$)	Change (%)	
Jumbo Interactive Limited	1.00	14.26	14.22	0.04	0.28	<a href="#">WP-1</a>
Laserbond Limited	1.00	0.75	0.66	0.09	13.64	<a href="#">WP-1</a>
Ma Financial Group Limited	9,174.00	46,603.92	41,283.00	5,320.92	12.89	<a href="#">WP-1</a>
Macquarie Group Limited	1.00	177.62	164.51	13.11	7.97	<a href="#">WP-1</a>
Monadelphous Group Limited	1.00	11.72	9.95	1.77	17.79	<a href="#">WP-1</a>
Mrg Metals Limited	0.00	0.00	4,999.80	-4,999.80	100.00	
Omni Bridgeway Limited	1.00	2.62	3.55	-0.93	26.20	<a href="#">WP-1</a>
Ooh!Media Limited	1.00	1.18	1.21	-0.03	2.48	<a href="#">WP-1</a>
Prescient Therapeutics Limited	1.00	0.08	0.16	-0.08	50.00	<a href="#">WP-1</a>
Recce Pharmaceuticals Ltd	1.00	0.62	0.89	-0.27	30.34	<a href="#">WP-1</a>
Southern Cross Media Group Limited	1.00	0.86	1.00	-0.14	14.00	<a href="#">WP-1</a>
Tabcorp Holdings Limited	0.00	0.00	29,821.06	-29,821.06	100.00	
Telstra Corporation Limited	1.00	4.30	3.85	0.45	11.69	<a href="#">WP-1</a>
The Lottery Corporation Limited	1.00	5.13	4.52	0.61	13.50	<a href="#">WP-1</a>
Troy Resources Limited	1.00	0.00	0.04	-0.04	100.00	<a href="#">WP-1</a>
Tyro Payments Limited	1.00	1.14	0.60	0.54	90.00	<a href="#">WP-1</a>
Westpac Banking Corporation	1.00	21.34	19.50	1.84	9.44	<a href="#">WP-1</a>
<b>Shares in Unlisted Companies</b>	0.00	2.19	2.19	0.00	0.00	
Icsglobal Limited	1.00	2.19	2.19	0.00	0.00	<a href="#">WP-1</a> <a href="#">WP-2</a>
<b>Stapled Securities</b>	0.00	12.55	12.67	-0.12	0.95	

Assets	Qty	2023	2022	Change (\$)	Change (%)	
Charter Hall Group	1.00	10.71	10.83	-0.12	1.11	<a href="#">WP-1</a>
Vicinity Centres	1.00	1.84	1.84	0.00	0.00	<a href="#">WP-1</a>
<b>Other Assets</b>	0.00	69,348.75	5,263.26	64,085.49	1,217.60	
<b>Cash At Bank</b>	0.00	67,273.46	999.32	66,274.14	6,631.92	
ANZ Banking Group Ltd	0.00	58,495.98	511.82	57,984.16	11,329.01	<a href="#">WP-1</a> <a href="#">WP-2</a>
NAB Cash Manager	0.00	8,777.48	487.50	8,289.98	1,700.51	<a href="#">WP-1</a>
<b>Current Tax Assets</b>	0.00	2,075.17	1,676.08	399.09	23.81	<a href="#">WP-1</a> <a href="#">WP-2</a> <a href="#">WP-3</a>
<b>Franking Credits</b>	0.00	2,368.22	1,414.36	953.86	67.44	
<b>Shares in Listed Companies</b>	0.00	2,368.14	1,414.29	953.85	67.44	
Austbrokers Holdings Limited	0.00	0.23	0.24	-0.01	4.17	
Austco Healthcare Limited	0.00	443.33	0.00	443.33	100.00	
Australian Vintage Ltd	0.00	0.02	0.01	0.01	100.00	
Baby Bunting Group Limited	0.00	0.05	0.06	-0.01	16.67	
Bluescope Steel Limited	0.00	0.11	0.00	0.11	100.00	
Codan Limited	0.00	0.10	0.13	-0.03	23.08	
Commonwealth Bank of Australia	0.00	1.80	1.61	0.19	11.80	
Credit Corp Group Limited	0.00	0.25	0.31	-0.06	19.35	
Diverger Limited	0.00	353.57	96.43	257.14	266.66	
Dusk Group Limited	0.00	0.07	583.88	-583.81	99.99	

Assets	Qty	2023	2022	Change (\$)	Change (%)	
Jumbo Interactive Limited	0.00	0.19	0.17	0.02	11.76	
Laserbond Limited	0.00	0.00	61.14	-61.14	100.00	
Ma Financial Group Limited	0.00	786.34	668.40	117.94	17.65	
Macquarie Group Limited	0.00	1.11	1.04	0.07	6.73	
Monadelphous Group Limited	0.00	0.21	0.19	0.02	10.53	
Ooh!Media Limited	0.00	0.02	0.00	0.02	100.00	
Southern Cross Media Group Limited	0.00	0.04	0.04	0.00	0.00	
Tabcorp Holdings Limited	0.00	780.03	0.06	779.97	1,299,950.00	
Telstra Corporation Limited	0.00	0.06	0.06	0.00	0.00	
The Lottery Corporation Limited	0.00	0.04	0.00	0.04	100.00	
Westpac Banking Corporation	0.00	0.57	0.52	0.05	9.62	
<b>Stapled Securities</b>	0.00	0.08	0.07	0.01	14.29	
Charter Hall Group	0.00	0.08	0.07	0.01	14.29	
Income Tax Instalments Paid	0.00	521.00	2,305.00	-1,784.00	77.40	<a href="#">WP-1</a> <a href="#">WP-2</a>
Income Tax Payable	0.00	0.00	-2,043.28	2,043.28	100.00	
Provision for Income Tax	0.00	-814.05	0.00	-814.05	100.00	
<b>Receivables</b>	0.00	0.12	2,587.86	-2,587.74	100.00	<a href="#">WP-1</a>
<b>Investment Income Receivable</b>	0.00	0.12	2,587.86	-2,587.74	100.00	
<b>Distributions</b>	0.00	0.12	1,028.28	-1,028.16	99.99	
<b>Stapled Securities</b>	0.00	0.12	1,028.28	-1,028.16	99.99	

Assets	Qty	2023	2022	Change (\$)	Change (%)	
Charter Hall Group	0.00	0.12	0.12	0.00	0.00	
Mirvac Group	0.00	0.00	1,028.16	-1,028.16	100.00	
<b>Dividends</b>	0.00	0.00	1,559.58	-1,559.58	100.00	
<b>Shares in Listed Companies</b>	0.00	0.00	1,559.58	-1,559.58	100.00	
Ma Financial Group Limited	0.00	0.00	1,559.58	-1,559.58	100.00	
<b>Total Assets</b>	0.00	184,461.21	166,234.19	18,227.02	10.96	

Liabilities	Qty	2023	2022	Change (\$)	Change (%)	
<b>Other Taxes Payable</b>	0.00	0.00	1,245.00	-1,245.00	100.00	
Activity Statement Payable/Refundable	0.00	0.00	1,245.00	-1,245.00	100.00	
<b>Total Liabilities</b>	0.00	0.00	1,245.00	-1,245.00	100.00	

Member Entitlements	Qty	2023	2022	Change (\$)	Change (%)	
<b>Member Entitlement Accounts</b>	0.00	184,461.21	164,989.19	19,472.02	11.80	<a href="#">WP-1</a> <a href="#">WP-2</a>
<b>Mr Justin Penrose</b>	0.00	184,461.21	164,989.19	19,472.02	11.80	
Accumulation	0.00	184,461.21	164,989.19	19,472.02	11.80	
<b>Total Member Entitlements</b>	0.00	184,461.21	164,989.19	19,472.02	11.80	



## Operating Statement

Income	2023	2022	Change (\$)	Change (%)	
<b>Investment Gains</b>	52,210.61	-60,589.56	112,800.17	186.17	
<b>Increase in Market Value</b>	52,210.61	-60,589.56	112,800.17	186.17	<a href="#">WP-1</a>
<b>Shares in Listed Companies</b>	52,210.73	-51,721.39	103,932.12	200.95	
Acrux Limited	-0.01	-0.08	0.07	87.50	
Ardent Leisure Group Limited	-0.48	0.42	-0.90	214.29	
Austbrokers Holdings Limited	11.72	-4.71	16.43	348.83	
Austco Healthcare Limited	19,600.00	-12,640.61	32,240.61	255.06	
Australian Vintage Ltd	-0.56	-0.07	-0.49	700.00	
Baby Bunting Group Limited	-2.70	-1.54	-1.16	75.32	
Bluescope Steel Limited	4.65	-6.06	10.71	176.73	
Codan Limited	1.07	-11.07	12.14	109.67	
Commonwealth Bank of Australia	9.89	-9.49	19.38	204.21	
Credit Corp Group Limited	-0.48	-9.45	8.97	94.92	
Cyprium Metals Limited	8,444.01	-8,444.01	16,888.02	200.00	
Danakali Limited	0.18	-0.21	0.39	185.71	
Diverger Limited	-150.00	-3,615.75	3,465.75	95.85	
Dusk Group Limited	13,714.53	-13,487.76	27,202.29	201.68	
Energy Resources of Australia Limited	-0.16	-0.07	-0.09	128.57	
Frontier Digital Ventures Limited	8,564.89	-8,564.89	17,129.78	200.00	
Integral Diagnostics Limited	0.00	-2,300.52	2,300.52	100.00	

Income	2023	2022	Change (\$)	Change (%)	
Ionic Rare Earths Limited	-6,545.00	-15.02	-6,529.98	43,475.23	
Jumbo Interactive Limited	0.04	-3.55	3.59	101.13	
Laserbond Limited	0.09	-0.15	0.24	160.00	
Ma Financial Group Limited	5,320.92	-10,641.84	15,962.76	150.00	
Macquarie Group Limited	13.11	8.08	5.03	62.25	
Monadelphous Group Limited	1.77	-0.50	2.27	454.00	
Mrg Metals Limited	5,010.80	-5,010.80	10,021.60	200.00	
Omni Bridgeway Limited	-0.93	-0.20	-0.73	365.00	
Ooh!Media Limited	-0.03	-0.54	0.51	94.44	
Perseus Mining Limited	0.00	10,534.09	-10,534.09	100.00	
Prescient Therapeutics Limited	-0.08	-0.08	0.00	0.00	
Recce Pharmaceuticals Ltd	-0.27	-0.04	-0.23	575.00	
Southern Cross Media Group Limited	-0.14	-1.09	0.95	87.16	
Tabcorp Holdings Limited	-1,792.50	1,790.45	-3,582.95	200.11	
Telstra Corporation Limited	3.45	0.09	3.36	3,733.33	
The Lottery Corporation Limited	0.61	1.95	-1.34	68.72	
Troy Resources Limited	-0.04	0.00	-0.04	100.00	
Tyro Payments Limited	0.54	-3.42	3.96	115.79	
United Malt Group Limited	0.00	723.36	-723.36	100.00	
Westpac Banking Corporation	1.84	-6.31	8.15	129.16	
<b>Shares in Unlisted Companies</b>	0.00	1.56	-1.56	100.00	

Income	2023	2022	Change (\$)	Change (%)	
Icsglobal Limited	0.00	1.56	-1.56	100.00	
<b>Stapled Securities</b>	-0.12	-8,869.73	8,869.61	100.00	
Charter Hall Group	-0.12	-4.69	4.57	97.44	
Mirvac Group	0.00	-8,865.34	8,865.34	100.00	
Vicinity Centres	0.00	0.30	-0.30	100.00	
<b>Investment Income</b>	8,222.38	5,136.41	3,085.97	60.08	<a href="#">WP-1</a> <a href="#">WP-2</a>
<b>Distributions</b>	0.62	0.41	0.21	51.22	<a href="#">WP-1</a> <a href="#">WP-2</a> <a href="#">WP-3</a>
<b>Stapled Securities</b>	0.62	0.41	0.21	51.22	
Charter Hall Group	0.50	0.36	0.14	38.89	
Vicinity Centres	0.12	0.05	0.07	140.00	
<b>Dividends</b>	8,194.20	5,135.40	3,058.80	59.56	
<b>Shares in Listed Companies</b>	8,194.20	5,135.06	3,059.14	59.57	
Ardent Leisure Group Limited	0.54	0.00	0.54	100.00	
Austbrokers Holdings Limited	0.78	0.80	-0.02	2.50	
Austco Healthcare Limited	1,773.33	0.00	1,773.33	100.00	
Australian Vintage Ltd	0.09	0.06	0.03	50.00	
Baby Bunting Group Limited	0.17	0.21	-0.04	19.05	
Bluescope Steel Limited	0.61	0.69	-0.08	11.59	
Codan Limited	0.34	0.43	-0.09	20.93	

Income	2023	2022	Change (\$)	Change (%)	
Commonwealth Bank of Australia	6.00	5.36	0.64	11.94	
Credit Corp Group Limited	0.84	1.05	-0.21	20.00	
Diverger Limited	1,178.57	321.43	857.14	266.66	
Dusk Group Limited	0.25	1,946.28	-1,946.03	99.99	
Jumbo Interactive Limited	0.63	0.58	0.05	8.62	
Laserbond Limited	0.03	235.15	-235.12	99.99	
Ma Financial Group Limited	2,621.14	2,227.98	393.16	17.65	
Macquarie Group Limited	7.61	7.11	0.50	7.03	
Monadelphous Group Limited	0.70	0.64	0.06	9.37	
Ooh!Media Limited	0.07	0.01	0.06	600.00	
Southern Cross Media Group Limited	0.14	0.13	0.01	7.69	
Tabcorp Holdings Limited	2,600.09	0.20	2,599.89	1,299,945.00	
Telstra Corporation Limited	0.23	0.22	0.01	4.55	
The Lottery Corporation Limited	0.13	0.00	0.13	100.00	
United Malt Group Limited	0.00	385.00	-385.00	100.00	
Westpac Banking Corporation	1.91	1.73	0.18	10.40	
<b>Shares in Unlisted Companies</b>	0.00	0.23	-0.23	100.00	
Icsglobal Limited	0.00	0.23	-0.23	100.00	
<b>Stapled Securities</b>	0.00	0.11	-0.11	100.00	
Charter Hall Group	0.00	0.11	-0.11	100.00	
<b>Interest</b>	27.56	0.55	27.01	4,910.91	

Income	2023	2022	Change (\$)	Change (%)	
<b>Cash At Bank</b>	27.56	0.55	27.01	4,910.91	
NAB Cash Manager	27.56	0.55	27.01	4,910.91	
<b>Non-Taxable Income</b>	0.00	0.05	-0.05	100.00	
<b>Shares in Listed Companies</b>	0.00	0.05	-0.05	100.00	
Thinksmart Limited	0.00	0.05	-0.05	100.00	
<b>Other Income</b>	0.53	0.00	0.53	100.00	
Other income	0.53	0.00	0.53	100.00	
<b>Total Income</b>	60,433.52	-55,453.15	115,886.67	208.98	
Expenses	2023	2022	Change (\$)	Change (%)	
<b>Investment Losses</b>	38,084.45	11,058.40	27,026.05	244.39	
<b>Realised Capital Losses</b>	38,084.45	11,058.40	27,026.05	244.39	<a href="#">WP-1</a>
<b>Shares in Listed Companies</b>	38,084.45	23,490.84	14,593.61	62.12	
Cyprium Metals Limited	10,255.71	0.00	10,255.71	100.00	
Dusk Group Limited	9,592.52	0.00	9,592.52	100.00	
Frontier Digital Ventures Limited	13,021.89	0.00	13,021.89	100.00	
Integral Diagnostics Limited	0.00	-1,593.63	1,593.63	100.00	
Laserbond Limited	0.00	1,435.96	-1,435.96	100.00	
Mrg Metals Limited	5,855.10	0.00	5,855.10	100.00	
Perseus Mining Limited	0.00	9,460.65	-9,460.65	100.00	
Tabcorp Holdings Limited	-643.77	0.00	-643.77	100.00	

Expenses	2023	2022	Change (\$)	Change (%)	
Telstra Corporation Limited	3.00	0.00	3.00	100.00	
Tyro Payments Limited	0.00	9,482.11	-9,482.11	100.00	
United Malt Group Limited	0.00	4,705.75	-4,705.75	100.00	
<b>Stapled Securities</b>	0.00	-12,432.44	12,432.44	100.00	
Mirvac Group	0.00	-12,432.44	12,432.44	100.00	
<b>Other Expenses</b>	2,063.00	5,864.00	-3,801.00	64.82	
Accountancy Fee	1,100.00	5,220.00	-4,120.00	78.93	<a href="#">WP-1</a>
ASIC Fee	115.00	55.00	60.00	109.09	<a href="#">WP-1</a> <a href="#">WP-2</a>
Auditor Fee	330.00	330.00	0.00	0.00	<a href="#">WP-1</a>
SMSF Supervisory Levy	518.00	259.00	259.00	100.00	
<b>Total Expenses</b>	40,147.45	16,922.40	23,225.05	137.24	
Income Tax	2023	2022	Change (\$)	Change (%)	
<b>Income Tax Expense</b>	814.05	0.00	814.05	100.00	<a href="#">WP-1</a> <a href="#">WP-2</a>
Income Tax Expense	814.05	0.00	814.05	100.00	
<b>Total Income Tax</b>	814.05	0.00	814.05	100.00	
<b>Net Profit(Loss) Total</b>	19,472.02	-72,375.55			

Market Value

					Current Status : Good to Go Prior Status : Warning	Prepared By : N/A	Reviewed By : N/A
	Security Code	Security Name	Source Price	Units	Market Price	Market Value	
<b>SECURITY</b>							
	ACR	Acrux Limited	0.04	1.00	0.04	0.04	
	AHC	Austco Healthcare Limited	0.17	280,000.00	0.17	47,600.00	
	ALG	Ardent Leisure Group Limited	0.45	1.00	0.45	0.45	
	AUB	Austbrokers Holdings Limited	29.40	1.00	29.40	29.40	
	AVG	Australian Vintage Ltd	0.40	2.00	0.40	0.80	
	BBN	Baby Bunting Group Limited	1.38	1.00	1.38	1.38	
	BSL	Bluescope Steel Limited	20.55	1.00	20.55	20.55	
	CBA	Commonwealth Bank of Australia	100.27	1.00	100.27	100.27	
	CCP	Credit Corp Group Limited	19.80	1.00	19.80	19.80	
	CDA	Codan Limited	8.03	1.00	8.03	8.03	
	CHC	Charter Hall Group	10.71	1.00	10.71	10.71	
	DNK	Danakali Limited	0.41	1.00	0.41	0.41	
	DSK	Dusk Group Limited	1.02	1.00	1.02	1.02	
	DVR	Diverger Limited	0.80	15,000.00	0.80	12,000.00	
	ERA	Energy Resources of Australia Limited	0.03	1.00	0.03	0.03	
	IXR	Ionic Rare Earths Limited	0.02	385,000.00	0.02	8,470.00	
	JIN	Jumbo Interactive Limited	14.26	1.00	14.26	14.26	

				Current Status : Good to Go Prior Status : Warning		Prepared By : N/A	Reviewed By : N/A
	LBL	Laserbond Limited	0.75	1.00	0.75	0.75	
	MAF	Ma Financial Group Limited	5.08	9,174.00	5.08	46,603.92	
	MND	Monadelphous Group Limited	11.72	1.00	11.72	11.72	
	MQG	Macquarie Group Limited	177.62	1.00	177.62	177.62	
	OBL	Omni Bridgeway Limited	2.62	1.00	2.62	2.62	
	OML	Ooh!Media Limited	1.18	1.00	1.18	1.18	
	PTX	Prescient Therapeutics Limited	0.08	1.00	0.08	0.08	
	RCE	Recce Pharmaceuticals Ltd	0.62	1.00	0.62	0.62	
	SXL	Southern Cross Media Group Limited	0.86	1.00	0.86	0.86	
	TLC	The Lottery Corporation Limited	5.13	1.00	5.13	5.13	
	TLS	Telstra Corporation Limited	4.30	1.00	4.30	4.30	
🚩	TRY	Troy Resources Limited	0.04	1.00	0.00	0.00	
	TYR	Tyro Payments Limited	1.14	1.00	1.14	1.14	
	VCX	Vicinity Centres	1.84	1.00	1.84	1.84	
	WBC	Westpac Banking Corporation	21.34	1.00	21.34	21.34	



## Lump Sum Payment - Good to Go

Great news! After review there is nothing that requires your attention.

**Preservation Components**

							Current Status : Good to Go Prior Status : N/A		Prepared By : N/A	Reviewed By : N/A
			Prior Year			Current Year				
Account Name	Account Type	Preserved Amount	Restricted Non-Preserved Amount	Unrestricted Non-Preserved Amount	Preserved Amount	Restricted Non-Preserved Amount	Unrestricted Non-Preserved Amount			
<a href="#">Mr Justin Penrose (Age: 60 at 30/06/2023)</a>										
Accumulation	Accumulation	164,989.19	0.00	0.00	184,461.21	0.00	0.00			

**Tax Component Verification (Accumulation)**

		Current Status : Good to Go Prior Status : N/A	Prepared By : N/A	Reviewed By : N/A
	Account Name		Prior Year Tax Free Amount	Current Year Tax Free Amount
Mr Justin Penrose (Age: 60 at 30/06/2023)				
	Accumulation		57,617.00	57,617.00

## Work Test - Good to Go

Great news! After review there is nothing that requires your attention.

### Contribution Cap Limit

		Current Status : Good to Go Prior Status : N/A	Prepared By : N/A	Reviewed By : N/A
	Current Year Contributions		Concessional	Non-Concessional
<p>Mr Justin Penrose</p> <p>Date of Birth: 02/05/1963 (Age: 59 at 30/06/2023)</p>				
	Caps		27,500.00	110,000.00
	Cumulative available unused cap		102,500.00	0.00
	Maximum cap available		130,000.00	110,000.00
	Contributions made (to this fund)		0.00	0.00
	Contributions made (to other fund)		0.00	0.00
	Contributions as allocated		0.00	0.00
	Amount above caps		0.00	0.00

## Negative Balance - Good to Go

Great news! After review there is nothing that requires your attention.

**Contra Bank Entries**

				Current Status : Good to Go Prior Status : Warning		Prepared By : N/A	Reviewed By : N/A
	Date	Description	Debits	Credits	Balance		
<b>ANZ Banking Group Ltd</b>							
🚩	27/07/2022	Wdl TRANSFER TO NOM AC	2,000.00	0.00	14,008.85		
<b>NAB Cash Manager</b>							
🚩	27/07/2022	21976205 CMC MARKETS STOC 511749	0.00	2,000.00	2,492.01		
🚩	13/12/2022	001285898913 MQG ITM DIV 077669	0.00	3.00	4,912.72		
🚩	28/06/2023	INTERNET BILL PAYMNT INTERNET BPAY ASIC 2291377224111	3.00	0.00	8,773.51		

### Income Comparison

					Current Status : Good to Go Prior Status : Warning	Prepared By : N/A	Reviewed By : N/A
	Date	Income Type	Total Income	Franking Credit	Estimated Income	Estimated Franking Credit	
<b>TLS : Telstra Corporation Limited (ASX:TLS)</b>							
🚩	21/09/2022	Dividend	0.09	0.03	0.08	0.03	
<b>LBL : Laserbond Limited (ASX:LBL)</b>							
🚩	07/10/2022	Dividend	0.02	0.00	0.01	0.00	
<b>JIN : Jumbo Interactive Limited (ASX:JIN)</b>							
🚩	23/09/2022	Dividend	0.21	0.09	0.20	0.09	
<b>CHC : Charter Hall Group (ASX:CHC)</b>							
🚩	31/08/2022	Distribution	0.09	0.00	0.00	0.00	
🚩	31/08/2022	Dividend	0.00	0.00	0.09	0.04	
🚩	29/12/2022	Distribution	0.21	0.00	0.21	0.04	
<b>ALG : Ardent Leisure Group Limited (ASX:ALG)</b>							
🚩	13/07/2022	Dividend	0.54	0.00	0.49	0.00	



### Benefits Paid to Member < 60 - Good to Go

Great news! After review there is nothing that requires your attention.

## Retirement Condition - Good to Go

Great news! After review there is nothing that requires your attention.

### Pension Limit - Not Applicable

The system did not find any data to process.

### Tax Effective Allocation of Pension Payment (Member Level) - Not Applicable

The system did not find any data to process.

### Preservation Components for Member above 65 - Not Applicable

The system did not find any data to process.

### Tax Component Verification (Pension) - Not Applicable

The system did not find any data to process.

### Tax Effective Allocation of Pension Payment (Pension Account Level) - Not Applicable

The system did not find any data to process.

General Ledger

Date	Description	Quantity	Debits	Credits	Balance
<b>Investment Gains / Increase in Market Value / Shares in Listed Companies / Acrux Limited</b>					
01/07/2022	Opening Balance	0.00	0.00	0.00	0.00
30/06/2023	Market Value Adjustment	0.00	0.01	0.00	0.01
30/06/2023	Closing Balance	0.00	0.00	0.00	0.01
<b>Investment Gains / Increase in Market Value / Shares in Listed Companies / Ardent Leisure Group Limited</b>					
01/07/2022	Opening Balance	0.00	0.00	0.00	0.00
30/06/2023	Market Value Adjustment	0.00	0.48	0.00	0.48
30/06/2023	Closing Balance	0.00	0.00	0.00	0.48
<b>Investment Gains / Increase in Market Value / Shares in Listed Companies / Austbrokers Holdings Limited</b>					
01/07/2022	Opening Balance	0.00	0.00	0.00	0.00
30/06/2023	Market Value Adjustment	0.00	0.00	11.72	11.72
30/06/2023	Closing Balance	0.00	0.00	0.00	11.72
<b>Investment Gains / Increase in Market Value / Shares in Listed Companies / Austco Healthcare Limited</b>					
01/07/2022	Opening Balance	0.00	0.00	0.00	0.00
30/06/2023	Market Value Adjustment	0.00	0.00	19,600.00	19,600.00
30/06/2023	Closing Balance	0.00	0.00	0.00	19,600.00
<b>Investment Gains / Increase in Market Value / Shares in Listed Companies / Australian Vintage Ltd</b>					
01/07/2022	Opening Balance	0.00	0.00	0.00	0.00



Date	Description	Quantity	Debits	Credits	Balance
30/06/2023	Market Value Adjustment	0.00	0.56	0.00	0.56
30/06/2023	Closing Balance	0.00	0.00	0.00	0.56
<b>Investment Gains / Increase in Market Value / Shares in Listed Companies / Baby Bunting Group Limited</b>					
01/07/2022	Opening Balance	0.00	0.00	0.00	0.00
30/06/2023	Market Value Adjustment	0.00	2.70	0.00	2.70
30/06/2023	Closing Balance	0.00	0.00	0.00	2.70
<b>Investment Gains / Increase in Market Value / Shares in Listed Companies / Bluescope Steel Limited</b>					
01/07/2022	Opening Balance	0.00	0.00	0.00	0.00
30/06/2023	Market Value Adjustment	0.00	0.00	4.65	4.65
30/06/2023	Closing Balance	0.00	0.00	0.00	4.65
<b>Investment Gains / Increase in Market Value / Shares in Listed Companies / Codan Limited</b>					
01/07/2022	Opening Balance	0.00	0.00	0.00	0.00
30/06/2023	Market Value Adjustment	0.00	0.00	1.07	1.07
30/06/2023	Closing Balance	0.00	0.00	0.00	1.07
<b>Investment Gains / Increase in Market Value / Shares in Listed Companies / Commonwealth Bank of Australia</b>					
01/07/2022	Opening Balance	0.00	0.00	0.00	0.00
30/06/2023	Market Value Adjustment	0.00	0.00	9.89	9.89
30/06/2023	Closing Balance	0.00	0.00	0.00	9.89
<b>Investment Gains / Increase in Market Value / Shares in Listed Companies / Credit Corp Group Limited</b>					
01/07/2022	Opening Balance	0.00	0.00	0.00	0.00

Date	Description	Quantity	Debits	Credits	Balance
30/06/2023	Market Value Adjustment	0.00	0.48	0.00	0.48
30/06/2023	Closing Balance	0.00	0.00	0.00	0.48
<b>Investment Gains / Increase in Market Value / Shares in Listed Companies / Cyprium Metals Limited</b>					
01/07/2022	Opening Balance	0.00	0.00	0.00	0.00
30/06/2023	Market Value Adjustment	0.00	0.00	8,444.01	8,444.01
30/06/2023	Closing Balance	0.00	0.00	0.00	8,444.01
<b>Investment Gains / Increase in Market Value / Shares in Listed Companies / Danakali Limited</b>					
01/07/2022	Opening Balance	0.00	0.00	0.00	0.00
30/06/2023	Market Value Adjustment	0.00	0.00	0.18	0.18
30/06/2023	Closing Balance	0.00	0.00	0.00	0.18
<b>Investment Gains / Increase in Market Value / Shares in Listed Companies / Diverger Limited</b>					
01/07/2022	Opening Balance	0.00	0.00	0.00	0.00
30/06/2023	Market Value Adjustment	0.00	150.00	0.00	150.00
30/06/2023	Closing Balance	0.00	0.00	0.00	150.00
<b>Investment Gains / Increase in Market Value / Shares in Listed Companies / Dusk Group Limited</b>					
01/07/2022	Opening Balance	0.00	0.00	0.00	0.00
30/06/2023	Market Value Adjustment	0.00	0.00	13,714.53	13,714.53
30/06/2023	Closing Balance	0.00	0.00	0.00	13,714.53
<b>Investment Gains / Increase in Market Value / Shares in Listed Companies / Energy Resources of Austalia Limited</b>					
01/07/2022	Opening Balance	0.00	0.00	0.00	0.00

Date	Description	Quantity	Debits	Credits	Balance
30/06/2023	Market Value Adjustment	0.00	0.16	0.00	0.16
30/06/2023	Closing Balance	0.00	0.00	0.00	0.16
<b>Investment Gains / Increase in Market Value / Shares in Listed Companies / Frontier Digital Ventures Limited</b>					
01/07/2022	Opening Balance	0.00	0.00	0.00	0.00
30/06/2023	Market Value Adjustment	0.00	0.00	8,564.89	8,564.89
30/06/2023	Closing Balance	0.00	0.00	0.00	8,564.89
<b>Investment Gains / Increase in Market Value / Shares in Listed Companies / Ionic Rare Earths Limited</b>					
01/07/2022	Opening Balance	0.00	0.00	0.00	0.00
30/06/2023	Market Value Adjustment	0.00	6,545.00	0.00	6,545.00
30/06/2023	Closing Balance	0.00	0.00	0.00	6,545.00
<b>Investment Gains / Increase in Market Value / Shares in Listed Companies / Jumbo Interactive Limited</b>					
01/07/2022	Opening Balance	0.00	0.00	0.00	0.00
30/06/2023	Market Value Adjustment	0.00	0.00	0.04	0.04
30/06/2023	Closing Balance	0.00	0.00	0.00	0.04
<b>Investment Gains / Increase in Market Value / Shares in Listed Companies / Laserbond Limited</b>					
01/07/2022	Opening Balance	0.00	0.00	0.00	0.00
30/06/2023	Market Value Adjustment	0.00	0.00	0.09	0.09
30/06/2023	Closing Balance	0.00	0.00	0.00	0.09
<b>Investment Gains / Increase in Market Value / Shares in Listed Companies / Ma Financial Group Limited</b>					
01/07/2022	Opening Balance	0.00	0.00	0.00	0.00

Date	Description	Quantity	Debits	Credits	Balance
30/06/2023	Market Value Adjustment	0.00	0.00	5,320.92	5,320.92
30/06/2023	Closing Balance	0.00	0.00	0.00	5,320.92
<b>Investment Gains / Increase in Market Value / Shares in Listed Companies / Macquarie Group Limited</b>					
01/07/2022	Opening Balance	0.00	0.00	0.00	0.00
30/06/2023	Market Value Adjustment	0.00	0.00	13.11	13.11
30/06/2023	Closing Balance	0.00	0.00	0.00	13.11
<b>Investment Gains / Increase in Market Value / Shares in Listed Companies / Monadelphous Group Limited</b>					
01/07/2022	Opening Balance	0.00	0.00	0.00	0.00
30/06/2023	Market Value Adjustment	0.00	0.00	1.77	1.77
30/06/2023	Closing Balance	0.00	0.00	0.00	1.77
<b>Investment Gains / Increase in Market Value / Shares in Listed Companies / Mrg Metals Limited</b>					
01/07/2022	Opening Balance	0.00	0.00	0.00	0.00
30/06/2023	Market Value Adjustment	0.00	0.00	5,010.80	5,010.80
30/06/2023	Closing Balance	0.00	0.00	0.00	5,010.80
<b>Investment Gains / Increase in Market Value / Shares in Listed Companies / Omni Bridgeway Limited</b>					
01/07/2022	Opening Balance	0.00	0.00	0.00	0.00
30/06/2023	Market Value Adjustment	0.00	0.93	0.00	0.93
30/06/2023	Closing Balance	0.00	0.00	0.00	0.93
<b>Investment Gains / Increase in Market Value / Shares in Listed Companies / Ooh!Media Limited</b>					
01/07/2022	Opening Balance	0.00	0.00	0.00	0.00

Date	Description	Quantity	Debits	Credits	Balance
30/06/2023	Market Value Adjustment	0.00	0.03	0.00	0.03
30/06/2023	Closing Balance	0.00	0.00	0.00	0.03
<b>Investment Gains / Increase in Market Value / Shares in Listed Companies / Prescient Therapeutics Limited</b>					
01/07/2022	Opening Balance	0.00	0.00	0.00	0.00
30/06/2023	Market Value Adjustment	0.00	0.08	0.00	0.08
30/06/2023	Closing Balance	0.00	0.00	0.00	0.08
<b>Investment Gains / Increase in Market Value / Shares in Listed Companies / Recce Pharmaceuticals Ltd</b>					
01/07/2022	Opening Balance	0.00	0.00	0.00	0.00
30/06/2023	Market Value Adjustment	0.00	0.27	0.00	0.27
30/06/2023	Closing Balance	0.00	0.00	0.00	0.27
<b>Investment Gains / Increase in Market Value / Shares in Listed Companies / Southern Cross Media Group Limited</b>					
01/07/2022	Opening Balance	0.00	0.00	0.00	0.00
30/06/2023	Market Value Adjustment	0.00	0.14	0.00	0.14
30/06/2023	Closing Balance	0.00	0.00	0.00	0.14
<b>Investment Gains / Increase in Market Value / Shares in Listed Companies / Tabcorp Holdings Limited</b>					
01/07/2022	Opening Balance	0.00	0.00	0.00	0.00
30/06/2023	Market Value Adjustment	0.00	1,792.50	0.00	1,792.50
30/06/2023	Closing Balance	0.00	0.00	0.00	1,792.50
<b>Investment Gains / Increase in Market Value / Shares in Listed Companies / Telstra Corporation Limited</b>					
01/07/2022	Opening Balance	0.00	0.00	0.00	0.00

Date	Description	Quantity	Debits	Credits	Balance
30/06/2023	Market Value Adjustment	0.00	0.00	3.45	3.45
30/06/2023	Closing Balance	0.00	0.00	0.00	3.45
<b>Investment Gains / Increase in Market Value / Shares in Listed Companies / The Lottery Corporation Limited</b>					
01/07/2022	Opening Balance	0.00	0.00	0.00	0.00
30/06/2023	Market Value Adjustment	0.00	0.00	0.61	0.61
30/06/2023	Closing Balance	0.00	0.00	0.00	0.61
<b>Investment Gains / Increase in Market Value / Shares in Listed Companies / Troy Resources Limited</b>					
01/07/2022	Opening Balance	0.00	0.00	0.00	0.00
30/06/2023	Market Value Adjustment	0.00	0.04	0.00	0.04
30/06/2023	Closing Balance	0.00	0.00	0.00	0.04
<b>Investment Gains / Increase in Market Value / Shares in Listed Companies / Tyro Payments Limited</b>					
01/07/2022	Opening Balance	0.00	0.00	0.00	0.00
30/06/2023	Market Value Adjustment	0.00	0.00	0.54	0.54
30/06/2023	Closing Balance	0.00	0.00	0.00	0.54
<b>Investment Gains / Increase in Market Value / Shares in Listed Companies / Westpac Banking Corporation</b>					
01/07/2022	Opening Balance	0.00	0.00	0.00	0.00
30/06/2023	Market Value Adjustment	0.00	0.00	1.84	1.84
30/06/2023	Closing Balance	0.00	0.00	0.00	1.84
<b>Investment Gains / Increase in Market Value / Charter Hall Group</b>					
01/07/2022	Opening Balance	0.00	0.00	0.00	0.00

Date	Description	Quantity	Debits	Credits	Balance
30/06/2023	Market Value Adjustment	0.00	0.12	0.00	0.12
30/06/2023	Closing Balance	0.00	0.00	0.00	0.12
<b>Investment Gains / Disposal Suspense / Shares in Listed Companies / Cyprium Metals Limited</b>					
01/07/2022	Opening Balance	0.00	0.00	0.00	0.00
17/11/2022	Sale of 105300 units of CYM @ \$0.092899	105,300.00	0.00	9,771.30	9,771.30
17/11/2022	Sale of 105300 units of CYM @ \$0.092899	-105,300.00	9,771.30	0.00	0.00
30/06/2023	Closing Balance	0.00	0.00	0.00	0.00
<b>Investment Gains / Disposal Suspense / Shares in Listed Companies / Dusk Group Limited</b>					
01/07/2022	Opening Balance	0.00	0.00	0.00	0.00
21/07/2022	Sale of 430 units of DSK @ \$2.34	430.00	0.00	995.20	995.20
21/07/2022	Sale of 430 units of DSK @ \$2.34	-430.00	995.20	0.00	0.00
22/07/2022	Sale of 6381 units of DSK @ \$2.274933	6,381.00	0.00	14,501.83	14,501.83
22/07/2022	Sale of 6381 units of DSK @ \$2.274933	-6,381.00	14,501.83	0.00	0.00
30/06/2023	Closing Balance	0.00	0.00	0.00	0.00
<b>Investment Gains / Disposal Suspense / Shares in Listed Companies / Frontier Digital Ventures Limited</b>					
01/07/2022	Opening Balance	0.00	0.00	0.00	0.00
21/04/2023	Sale of 20000 units of FDV @ \$0.53	20,000.00	0.00	10,589.00	10,589.00
21/04/2023	Sale of 20000 units of FDV @ \$0.53	-20,000.00	10,589.00	0.00	0.00
30/06/2023	Closing Balance	0.00	0.00	0.00	0.00
<b>Investment Gains / Disposal Suspense / Shares in Listed Companies / Mrg Metals Limited</b>					

Date	Description	Quantity	Debits	Credits	Balance
01/07/2022	Opening Balance	0.00	0.00	0.00	0.00
04/11/2022	Sale of 833300 units of MRQ @ \$0.005	833,300.00	0.00	4,155.50	4,155.50
04/11/2022	Sale of 833300 units of MRQ @ \$0.005	-833,300.00	4,155.50	0.00	0.00
30/06/2023	Closing Balance	0.00	0.00	0.00	0.00
<b>Investment Gains / Disposal Suspense / Shares in Listed Companies / Tabcorp Holdings Limited</b>					
01/07/2022	Opening Balance	0.00	0.00	0.00	0.00
02/02/2023	Sale of 28001 units of TAH @ \$1.025	28,001.00	0.00	28,672.33	28,672.33
02/02/2023	Sale of 28001 units of TAH @ \$1.025	-28,001.00	28,672.33	0.00	0.00
30/06/2023	Closing Balance	0.00	0.00	0.00	0.00
<b>Investment Gains / Disposal Suspense / Shares in Listed Companies / Telstra Corporation Limited</b>					
01/07/2022	Opening Balance	0.00	0.00	0.00	0.00
31/10/2022	TLS Takeover/Merger	1.00	0.00	0.00	0.00
31/10/2022	TLS Takeover/Merger	-1.00	0.00	0.00	0.00
30/06/2023	Closing Balance	0.00	0.00	0.00	0.00
<b>Investment Gains / Disposal Suspense / Shares in Listed Companies / Telstra Corporation Limited. - Ordinary Fully Paid Deferred Settlement</b>					
01/07/2022	Opening Balance	0.00	0.00	0.00	0.00
01/11/2022	TLSDA to TLS	1.00	0.00	0.00	0.00
01/11/2022	TLSDA to TLS	-1.00	0.00	0.00	0.00
30/06/2023	Closing Balance	0.00	0.00	0.00	0.00
<b>Investment Income / Distributions / Stapled Securities / Charter Hall Group</b>					



Date	Description	Quantity	Debits	Credits	Balance
01/07/2022	Opening Balance	0.00	0.00	0.00	0.00
31/08/2022	CHC AUD 0.092 FRANKED @ 30%	0.00	0.00	0.09	0.09
31/08/2022	Distribution - Tax Statement	0.00	0.00	0.02	0.11
29/12/2022	CHC AUD 0.0938 FRANKED, 30% CTR, DRP SUSP	0.00	0.00	0.21	0.32
29/12/2022	Distribution - Tax Statement	0.00	0.00	0.04	0.36
29/06/2023	CHC AUD 0.098 FRANKED, 30% CTR, DRP SUSP	0.00	0.00	0.12	0.48
29/06/2023	Distribution - Tax Statement	0.00	0.00	0.02	0.50
30/06/2023	Closing Balance	0.00	0.00	0.00	0.50
<b>Investment Income / Distributions / Stapled Securities / Vicinity Centres</b>					
01/07/2022	Opening Balance	0.00	0.00	0.00	0.00
22/08/2022	Distribution - Tax Statement	0.00	0.00	0.00	0.00
22/08/2022	VCX Distribution - Cash	0.00	0.00	0.06	0.06
20/02/2023	Distribution - Tax Statement	0.00	0.00	0.00	0.06
20/02/2023	VCX Distribution - Cash	0.00	0.00	0.06	0.12
30/06/2023	Closing Balance	0.00	0.00	0.00	0.12
<b>Investment Income / Dividends / Shares in Listed Companies / Ardent Leisure Group Limited</b>					
01/07/2022	Opening Balance	0.00	0.00	0.00	0.00
13/07/2022	ALG AUD 0.489301 SPEC, UNFRANKED, 0.489301 CFI, DRP SUSP	0.00	0.00	0.05	0.05

Date	Description	Quantity	Debits	Credits	Balance
13/07/2022	ALG AUD 0.489301 SPEC, UNFRANKED, 0.489301 CFI, DRP SUSP	0.00	0.00	0.49	0.54
30/06/2023	Closing Balance	0.00	0.00	0.00	0.54
<b>Investment Income / Dividends / Shares in Listed Companies / Austbrokers Holdings Limited</b>					
01/07/2022	Opening Balance	0.00	0.00	0.00	0.00
07/10/2022	AUB AUD 0.38 FRANKED, 30% CTR, DRP SUSP	0.00	0.00	0.54	0.54
04/04/2023	AUB AUD 0.17 FRANKED, 30% CTR, DRP SUSP	0.00	0.00	0.24	0.78
30/06/2023	Closing Balance	0.00	0.00	0.00	0.78
<b>Investment Income / Dividends / Shares in Listed Companies / Austco Healthcare Limited</b>					
01/07/2022	Opening Balance	0.00	0.00	0.00	0.00
07/10/2022	AHC AUD 0.003 FRANKED, 25% CTR, DRP NIL DISC	0.00	0.00	1,120.00	1,120.00
05/04/2023	AHC AUD 0.00175 FRANKED, 25% CTR, DRP 5% DISC	0.00	0.00	653.33	1,773.33
30/06/2023	Closing Balance	0.00	0.00	0.00	1,773.33
<b>Investment Income / Dividends / Shares in Listed Companies / Australian Vintage Ltd</b>					
01/07/2022	Opening Balance	0.00	0.00	0.00	0.00
16/12/2022	AVG AUD 0.0204 FRANKED, 30% CTR, NIL CFI, DRP SUSP	0.00	0.00	0.09	0.09
30/06/2023	Closing Balance	0.00	0.00	0.00	0.09
<b>Investment Income / Dividends / Shares in Listed Companies / Baby Bunting Group Limited</b>					

Date	Description	Quantity	Debits	Credits	Balance
01/07/2022	Opening Balance	0.00	0.00	0.00	0.00
09/09/2022	BBN AUD 0.09 FRANKED, 30% CTR	0.00	0.00	0.13	0.13
17/03/2023	BBN AUD 0.027 FRANKED, 30% CTR	0.00	0.00	0.04	0.17
30/06/2023	Closing Balance	0.00	0.00	0.00	0.17
<b>Investment Income / Dividends / Shares in Listed Companies / Bluescope Steel Limited</b>					
01/07/2022	Opening Balance	0.00	0.00	0.00	0.00
12/10/2022	BSL AUD UNFRANKED, 0.25 CFI, DRP SUSP	0.00	0.00	0.25	0.25
28/03/2023	BSL AUD 0.25 FRANKED, 30% CTR, DRP SUSP	0.00	0.00	0.36	0.61
30/06/2023	Closing Balance	0.00	0.00	0.00	0.61
<b>Investment Income / Dividends / Shares in Listed Companies / Codan Limited</b>					
01/07/2022	Opening Balance	0.00	0.00	0.00	0.00
07/09/2022	CDA AUD 0.15 FRANKED, 30% CTR	0.00	0.00	0.21	0.21
10/03/2023	CDA AUD 0.09 FRANKED, 30% CTR	0.00	0.00	0.13	0.34
30/06/2023	Closing Balance	0.00	0.00	0.00	0.34
<b>Investment Income / Dividends / Shares in Listed Companies / Commonwealth Bank of Australia</b>					
01/07/2022	Opening Balance	0.00	0.00	0.00	0.00
29/09/2022	CBA AUD 2.1 FRANKED, 30% CTR, DRP NIL DISC	0.00	0.00	3.00	3.00
30/03/2023	CBA AUD 2.1 FRANKED, 30% CTR, DRP NIL DISC	0.00	0.00	3.00	6.00

Date	Description	Quantity	Debits	Credits	Balance
30/06/2023	Closing Balance	0.00	0.00	0.00	6.00
<b>Investment Income / Dividends / Shares in Listed Companies / Credit Corp Group Limited</b>					
01/07/2022	Opening Balance	0.00	0.00	0.00	0.00
12/09/2022	CCP AUD 0.36 FRANKED, 30% CTR	0.00	0.00	0.51	0.51
31/03/2023	CCP AUD 0.23 FRANKED, 30% CTR	0.00	0.00	0.33	0.84
30/06/2023	Closing Balance	0.00	0.00	0.00	0.84
<b>Investment Income / Dividends / Shares in Listed Companies / Diverger Limited</b>					
01/07/2022	Opening Balance	0.00	0.00	0.00	0.00
27/09/2022	DVR AUD 0.035 FRANKED, 30% CTR, DRP SUSP	0.00	0.00	750.00	750.00
28/04/2023	DVR AUD 0.02 FRANKED, 30% CTR	0.00	0.00	428.57	1,178.57
30/06/2023	Closing Balance	0.00	0.00	0.00	1,178.57
<b>Investment Income / Dividends / Shares in Listed Companies / Dusk Group Limited</b>					
01/07/2022	Opening Balance	0.00	0.00	0.00	0.00
27/09/2022	DSK AUD 0.1 FRANKED, 30% CTR	0.00	0.00	0.14	0.14
28/03/2023	DSK AUD 0.08 FRANKED, 30% CTR	0.00	0.00	0.11	0.25
30/06/2023	Closing Balance	0.00	0.00	0.00	0.25
<b>Investment Income / Dividends / Shares in Listed Companies / Jumbo Interactive Limited</b>					
01/07/2022	Opening Balance	0.00	0.00	0.00	0.00
23/09/2022	JIN AUD 0.205 FRANKED, 30% CTR	0.00	0.00	0.30	0.30

Date	Description	Quantity	Debits	Credits	Balance
17/03/2023	JIN AUD 0.23 FRANKED, 30% CTR	0.00	0.00	0.33	0.63
30/06/2023	Closing Balance	0.00	0.00	0.00	0.63
<b>Investment Income / Dividends / Shares in Listed Companies / Laserbond Limited</b>					
01/07/2022	Opening Balance	0.00	0.00	0.00	0.00
07/10/2022	LBL AUD 0.008 FRANKED, 25% CTR, DRP 5% DISC	0.00	0.00	0.02	0.02
31/03/2023	LBL AUD 0.008 FRANKED, 25% CTR, DRP 5% DISC	0.00	0.00	0.01	0.03
30/06/2023	Closing Balance	0.00	0.00	0.00	0.03
<b>Investment Income / Dividends / Shares in Listed Companies / Ma Financial Group Limited</b>					
01/07/2022	Opening Balance	0.00	0.00	0.00	0.00
21/09/2022	MAF AUD 0.06 FRANKED, 30% CTR	0.00	0.00	786.34	786.34
22/03/2023	MAF AUD 0.14 FRANKED, 30% CTR	0.00	0.00	1,834.80	2,621.14
30/06/2023	Closing Balance	0.00	0.00	0.00	2,621.14
<b>Investment Income / Dividends / Shares in Listed Companies / Macquarie Group Limited</b>					
01/07/2022	Opening Balance	0.00	0.00	0.00	0.00
04/07/2022	MQG AUD 1.4 FRANKED, 30% CTR, 2.1 CFI, DRP 1.5% DISC	0.00	0.00	4.10	4.10
13/12/2022	MQG AUD 1.2 FRANKED, 30% CTR, 1.8 CFI, DRP NIL DISC	0.00	0.00	3.51	7.61
30/06/2023	Closing Balance	0.00	0.00	0.00	7.61
<b>Investment Income / Dividends / Shares in Listed Companies / Monadelphous Group Limited</b>					

Date	Description	Quantity	Debits	Credits	Balance
01/07/2022	Opening Balance	0.00	0.00	0.00	0.00
30/09/2022	MND AUD 0.25 FRANKED, 30% CTR, DRP NIL DISC	0.00	0.00	0.36	0.36
31/03/2023	MND AUD 0.24 FRANKED, 30% CTR, DRP NIL DISC	0.00	0.00	0.34	0.70
30/06/2023	Closing Balance	0.00	0.00	0.00	0.70
<b>Investment Income / Dividends / Shares in Listed Companies / Ooh!Media Limited</b>					
01/07/2022	Opening Balance	0.00	0.00	0.00	0.00
23/09/2022	OML AUD 0.015 FRANKED, 30% CTR, DRP SUSP	0.00	0.00	0.03	0.03
23/03/2023	OML AUD 0.03 FRANKED, 30% CTR, DRP SUSP	0.00	0.00	0.04	0.07
30/06/2023	Closing Balance	0.00	0.00	0.00	0.07
<b>Investment Income / Dividends / Shares in Listed Companies / Southern Cross Media Group Limited</b>					
01/07/2022	Opening Balance	0.00	0.00	0.00	0.00
04/10/2022	SXL AUD 0.0475 FRANKED, 30% CTR, DRP SUSP	0.00	0.00	0.07	0.07
11/04/2023	SXL AUD 0.046 FRANKED, 30% CTR, DRP SUSP	0.00	0.00	0.07	0.14
30/06/2023	Closing Balance	0.00	0.00	0.00	0.14
<b>Investment Income / Dividends / Shares in Listed Companies / Tabcorp Holdings Limited</b>					
01/07/2022	Opening Balance	0.00	0.00	0.00	0.00
23/09/2022	TAH AUD 0.065 FRANKED, 30% CTR, DRP 2.5% DISC	0.00	0.00	2,600.09	2,600.09

Date	Description	Quantity	Debits	Credits	Balance
30/06/2023	Closing Balance	0.00	0.00	0.00	2,600.09
<b>Investment Income / Dividends / Shares in Listed Companies / Telstra Corporation Limited</b>					
01/07/2022	Opening Balance	0.00	0.00	0.00	0.00
21/09/2022	TLS AUD 0.01 SPEC, 0.085 FRANKED, 30% CTR, DRP NIL DISC	0.00	0.00	0.12	0.12
31/03/2023	TLS AUD 0.085 FRANKED, 30% CTR, DRP NIL DISC	0.00	0.00	0.11	0.23
30/06/2023	Closing Balance	0.00	0.00	0.00	0.23
<b>Investment Income / Dividends / Shares in Listed Companies / The Lottery Corporation Limited</b>					
01/07/2022	Opening Balance	0.00	0.00	0.00	0.00
23/03/2023	TLC AUD 0.01 SPEC, 0.09 FRANKED, 30% CTR, DRP NIL DISC	0.00	0.00	0.13	0.13
30/06/2023	Closing Balance	0.00	0.00	0.00	0.13
<b>Investment Income / Dividends / Shares in Listed Companies / Westpac Banking Corporation</b>					
01/07/2022	Opening Balance	0.00	0.00	0.00	0.00
20/12/2022	WBC AUD 0.64 FRANKED, 30% CTR, DRP NIL DISC	0.00	0.00	0.91	0.91
27/06/2023	WBC AUD 0.7 FRANKED, 30% CTR, DRP NIL DISC	0.00	0.00	1.00	1.91
30/06/2023	Closing Balance	0.00	0.00	0.00	1.91
<b>Investment Income / Interest / Cash At Bank / NAB Cash Manager</b>					
01/07/2022	Opening Balance	0.00	0.00	0.00	0.00
29/07/2022	Credit interest	0.00	0.00	0.15	0.15

Date	Description	Quantity	Debits	Credits	Balance
31/08/2022	Credit interest	0.00	0.00	0.59	0.74
30/09/2022	Credit interest	0.00	0.00	0.73	1.47
31/10/2022	Credit interest	0.00	0.00	1.75	3.22
30/11/2022	Credit interest	0.00	0.00	2.19	5.41
30/12/2022	Credit interest	0.00	0.00	1.91	7.32
31/01/2023	Credit interest	0.00	0.00	2.26	9.58
28/02/2023	Credit interest	0.00	0.00	2.82	12.40
31/03/2023	Credit interest	0.00	0.00	3.30	15.70
28/04/2023	Credit interest	0.00	0.00	3.53	19.23
31/05/2023	Credit interest	0.00	0.00	4.36	23.59
30/06/2023	Credit interest	0.00	0.00	3.97	27.56
30/06/2023	Closing Balance	0.00	0.00	0.00	27.56
<b>Other Income / Other income</b>					
01/07/2022	Opening Balance	0.00	0.00	0.00	0.00
16/12/2022	SCH22/00800442 THINKSMART LTD 219182	0.00	0.00	0.53	0.53
30/06/2023	Closing Balance	0.00	0.00	0.00	0.53
<b>Other Expenses / Accountancy Fee</b>					
01/07/2022	Opening Balance	0.00	0.00	0.00	0.00
22/12/2022	INTERNET TRANSFER INTERNET TRANSFER J Penrose Inv-1219	0.00	1,100.00	0.00	1,100.00



Date	Description	Quantity	Debits	Credits	Balance
30/06/2023	Closing Balance	0.00	0.00	0.00	1,100.00
<b>Other Expenses / ASIC Fee</b>					
01/07/2022	Opening Balance	0.00	0.00	0.00	0.00
16/08/2022	INTERNET BILL PAYMNT INTERNET BPAY ASIC 2291377224111	0.00	56.00	0.00	56.00
16/08/2022	INTERNET BILL PAYMNT INTERNET BPAY ASIC 2291377224111	0.00	56.00	0.00	112.00
28/06/2023	INTERNET BILL PAYMNT INTERNET BPAY ASIC 2291377224111	0.00	3.00	0.00	115.00
30/06/2023	Closing Balance	0.00	0.00	0.00	115.00
<b>Other Expenses / Auditor Fee</b>					
01/07/2022	Opening Balance	0.00	0.00	0.00	0.00
22/12/2022	INTERNET TRANSFER INTERNET TRANSFER J Penrose Inv-1219	0.00	330.00	0.00	330.00
30/06/2023	Closing Balance	0.00	0.00	0.00	330.00
<b>Other Expenses / SMSF Supervisory Levy</b>					
01/07/2022	Opening Balance	0.00	0.00	0.00	0.00
17/11/2022	INTERNET BILL PAYMNT INTERNET BPAY TAX OFFICE PAYMENTS 551009161627721721	0.00	259.00	0.00	259.00
19/01/2023	ATO003000017696926ATO 012721	0.00	259.00	0.00	518.00
30/06/2023	Closing Balance	0.00	0.00	0.00	518.00
<b>Investment Losses / Realised Capital Losses / Shares in Listed Companies / Cyprium Metals Limited</b>					

Date	Description	Quantity	Debits	Credits	Balance
01/07/2022	Opening Balance	0.00	0.00	0.00	0.00
17/11/2022	Sale of 105300 units of CYM @ \$0.092899	0.00	10,255.71	0.00	10,255.71
30/06/2023	Closing Balance	0.00	0.00	0.00	10,255.71
<b>Investment Losses / Realised Capital Losses / Shares in Listed Companies / Dusk Group Limited</b>					
01/07/2022	Opening Balance	0.00	0.00	0.00	0.00
21/07/2022	Sale of 430 units of DSK @ \$2.34	0.00	588.78	0.00	588.78
22/07/2022	Sale of 6381 units of DSK @ \$2.274933	0.00	9,003.74	0.00	9,592.52
30/06/2023	Closing Balance	0.00	0.00	0.00	9,592.52
<b>Investment Losses / Realised Capital Losses / Shares in Listed Companies / Frontier Digital Ventures Limited</b>					
01/07/2022	Opening Balance	0.00	0.00	0.00	0.00
21/04/2023	Sale of 20000 units of FDV @ \$0.53	0.00	13,021.89	0.00	13,021.89
30/06/2023	Closing Balance	0.00	0.00	0.00	13,021.89
<b>Investment Losses / Realised Capital Losses / Shares in Listed Companies / Mrg Metals Limited</b>					
01/07/2022	Opening Balance	0.00	0.00	0.00	0.00
04/11/2022	Sale of 833300 units of MRQ @ \$0.005	0.00	5,855.10	0.00	5,855.10
30/06/2023	Closing Balance	0.00	0.00	0.00	5,855.10
<b>Investment Losses / Realised Capital Losses / Shares in Listed Companies / Tabcorp Holdings Limited</b>					
01/07/2022	Opening Balance	0.00	0.00	0.00	0.00
02/02/2023	Sale of 28001 units of TAH @ \$1.025	0.00	0.00	643.77	643.77
30/06/2023	Closing Balance	0.00	0.00	0.00	643.77

Date	Description	Quantity	Debits	Credits	Balance
<b>Investment Losses / Realised Capital Losses / Shares in Listed Companies / Telstra Corporation Limited</b>					
01/07/2022	Opening Balance	0.00	0.00	0.00	0.00
31/10/2022	TLS Takeover/Merger	0.00	3.00	0.00	3.00
30/06/2023	Closing Balance	0.00	0.00	0.00	3.00
<b>Income Tax Expense / Income Tax Expense</b>					
01/07/2022	Opening Balance	0.00	0.00	0.00	0.00
30/06/2023	Fund Income Tax	0.00	814.05	0.00	814.05
30/06/2023	Closing Balance	0.00	0.00	0.00	814.05
<b>Investments - Acrux Limited</b>					
01/07/2022	Opening Balance	1.00	0.00	0.00	0.05
30/06/2023	Market Value Adjustment	0.00	0.00	0.01	0.04
30/06/2023	Closing Balance	1.00	0.00	0.00	0.04
<b>Investments - Ardent Leisure Group Limited</b>					
01/07/2022	Opening Balance	1.00	0.00	0.00	1.40
13/07/2022	Capital Return: 46.06 cents per unit	0.00	0.00	0.47	0.93
30/06/2023	Market Value Adjustment	0.00	0.00	0.48	0.45
30/06/2023	Closing Balance	1.00	0.00	0.00	0.45
<b>Investments - Austbrokers Holdings Limited</b>					
01/07/2022	Opening Balance	1.00	0.00	0.00	17.68
30/06/2023	Market Value Adjustment	0.00	11.72	0.00	29.40

Date	Description	Quantity	Debits	Credits	Balance
30/06/2023	Closing Balance	1.00	0.00	0.00	29.40
<b>Investments - Austco Healthcare Limited</b>					
01/07/2022	Opening Balance	280,000.00	0.00	0.00	28,000.00
30/06/2023	Market Value Adjustment	0.00	19,600.00	0.00	47,600.00
30/06/2023	Closing Balance	280,000.00	0.00	0.00	47,600.00
<b>Investments - Australian Vintage Ltd</b>					
01/07/2022	Opening Balance	2.00	0.00	0.00	1.36
30/06/2023	Market Value Adjustment	0.00	0.00	0.56	0.80
30/06/2023	Closing Balance	2.00	0.00	0.00	0.80
<b>Investments - Baby Bunting Group Limited</b>					
01/07/2022	Opening Balance	1.00	0.00	0.00	4.08
30/06/2023	Market Value Adjustment	0.00	0.00	2.70	1.38
30/06/2023	Closing Balance	1.00	0.00	0.00	1.38
<b>Investments - Bluescope Steel Limited</b>					
01/07/2022	Opening Balance	1.00	0.00	0.00	15.90
30/06/2023	Market Value Adjustment	0.00	4.65	0.00	20.55
30/06/2023	Closing Balance	1.00	0.00	0.00	20.55
<b>Investments - Codan Limited</b>					
01/07/2022	Opening Balance	1.00	0.00	0.00	6.96
30/06/2023	Market Value Adjustment	0.00	1.07	0.00	8.03

Date	Description	Quantity	Debits	Credits	Balance
30/06/2023	Closing Balance	1.00	0.00	0.00	8.03
<b>Investments - Commonwealth Bank of Australia</b>					
01/07/2022	Opening Balance	1.00	0.00	0.00	90.38
30/06/2023	Market Value Adjustment	0.00	9.89	0.00	100.27
30/06/2023	Closing Balance	1.00	0.00	0.00	100.27
<b>Investments - Credit Corp Group Limited</b>					
01/07/2022	Opening Balance	1.00	0.00	0.00	20.28
30/06/2023	Market Value Adjustment	0.00	0.00	0.48	19.80
30/06/2023	Closing Balance	1.00	0.00	0.00	19.80
<b>Investments - Cyprium Metals Limited</b>					
01/07/2022	Opening Balance	105,300.00	0.00	0.00	11,583.00
17/11/2022	Sale of 105300 units of CYM @ \$0.092899	-105,300.00	0.00	20,027.01	8,444.01
30/06/2023	Market Value Adjustment	0.00	8,444.01	0.00	0.00
30/06/2023	Closing Balance	0.00	0.00	0.00	0.00
<b>Investments - Danakali Limited</b>					
01/07/2022	Opening Balance	1.00	0.00	0.00	0.23
30/06/2023	Market Value Adjustment	0.00	0.18	0.00	0.41
30/06/2023	Closing Balance	1.00	0.00	0.00	0.41
<b>Investments - Diverger Limited</b>					
01/07/2022	Opening Balance	15,000.00	0.00	0.00	12,150.00

Date	Description	Quantity	Debits	Credits	Balance
30/06/2023	Market Value Adjustment	0.00	0.00	150.00	12,000.00
30/06/2023	Closing Balance	15,000.00	0.00	0.00	12,000.00
<b>Investments - Dusk Group Limited</b>					
01/07/2022	Opening Balance	6,812.00	0.00	0.00	11,376.04
21/07/2022	Sale of 430 units of DSK @ \$2.34	-430.00	0.00	1,583.98	9,792.06
22/07/2022	Sale of 6381 units of DSK @ \$2.274933	-6,381.00	0.00	23,505.57	13,713.51
30/06/2023	Market Value Adjustment	0.00	13,714.53	0.00	1.02
30/06/2023	Closing Balance	1.00	0.00	0.00	1.02
<b>Investments - Energy Resources of Austalia Limited</b>					
01/07/2022	Opening Balance	1.00	0.00	0.00	0.19
30/06/2023	Market Value Adjustment	0.00	0.00	0.16	0.03
30/06/2023	Closing Balance	1.00	0.00	0.00	0.03
<b>Investments - Frontier Digital Ventures Limited</b>					
01/07/2022	Opening Balance	9,000.00	0.00	0.00	6,345.00
19/09/2022	Purchase of 11000 of FDV @ \$0.79	11,000.00	8,701.00	0.00	15,046.00
21/04/2023	Sale of 20000 units of FDV @ \$0.53	-20,000.00	0.00	23,610.89	8,564.89
30/06/2023	Market Value Adjustment	0.00	8,564.89	0.00	0.00
30/06/2023	Closing Balance	0.00	0.00	0.00	0.00
<b>Investments - Ionic Rare Earths Limited</b>					
01/07/2022	Opening Balance	385,000.00	0.00	0.00	15,015.00

Date	Description	Quantity	Debits	Credits	Balance
30/06/2023	Market Value Adjustment	0.00	0.00	6,545.00	8,470.00
30/06/2023	Closing Balance	385,000.00	0.00	0.00	8,470.00
<b>Investments - Jumbo Interactive Limited</b>					
01/07/2022	Opening Balance	1.00	0.00	0.00	14.22
30/06/2023	Market Value Adjustment	0.00	0.04	0.00	14.26
30/06/2023	Closing Balance	1.00	0.00	0.00	14.26
<b>Investments - Laserbond Limited</b>					
01/07/2022	Opening Balance	1.00	0.00	0.00	0.66
30/06/2023	Market Value Adjustment	0.00	0.09	0.00	0.75
30/06/2023	Closing Balance	1.00	0.00	0.00	0.75
<b>Investments - Ma Financial Group Limited</b>					
01/07/2022	Opening Balance	9,174.00	0.00	0.00	41,283.00
30/06/2023	Market Value Adjustment	0.00	5,320.92	0.00	46,603.92
30/06/2023	Closing Balance	9,174.00	0.00	0.00	46,603.92
<b>Investments - Macquarie Group Limited</b>					
01/07/2022	Opening Balance	1.00	0.00	0.00	164.51
30/06/2023	Market Value Adjustment	0.00	13.11	0.00	177.62
30/06/2023	Closing Balance	1.00	0.00	0.00	177.62
<b>Investments - Monadelphous Group Limited</b>					
01/07/2022	Opening Balance	1.00	0.00	0.00	9.95

Date	Description	Quantity	Debits	Credits	Balance
30/06/2023	Market Value Adjustment	0.00	1.77	0.00	11.72
30/06/2023	Closing Balance	1.00	0.00	0.00	11.72
<b>Investments - Mrg Metals Limited</b>					
01/07/2022	Opening Balance	833,300.00	0.00	0.00	4,999.80
04/11/2022	Sale of 833300 units of MRQ @ \$0.005	-833,300.00	0.00	10,010.60	5,010.80
30/06/2023	Market Value Adjustment	0.00	5,010.80	0.00	0.00
30/06/2023	Closing Balance	0.00	0.00	0.00	0.00
<b>Investments - Omni Bridgeway Limited</b>					
01/07/2022	Opening Balance	1.00	0.00	0.00	3.55
30/06/2023	Market Value Adjustment	0.00	0.00	0.93	2.62
30/06/2023	Closing Balance	1.00	0.00	0.00	2.62
<b>Investments - Ooh!Media Limited</b>					
01/07/2022	Opening Balance	1.00	0.00	0.00	1.21
30/06/2023	Market Value Adjustment	0.00	0.00	0.03	1.18
30/06/2023	Closing Balance	1.00	0.00	0.00	1.18
<b>Investments - Prescient Therapeutics Limited</b>					
01/07/2022	Opening Balance	1.00	0.00	0.00	0.16
30/06/2023	Market Value Adjustment	0.00	0.00	0.08	0.08
30/06/2023	Closing Balance	1.00	0.00	0.00	0.08
<b>Investments - Recce Pharmaceuticals Ltd</b>					



Date	Description	Quantity	Debits	Credits	Balance
01/07/2022	Opening Balance	1.00	0.00	0.00	0.89
30/06/2023	Market Value Adjustment	0.00	0.00	0.27	0.62
30/06/2023	Closing Balance	1.00	0.00	0.00	0.62
<b>Investments - Southern Cross Media Group Limited</b>					
01/07/2022	Opening Balance	1.00	0.00	0.00	1.00
30/06/2023	Market Value Adjustment	0.00	0.00	0.14	0.86
30/06/2023	Closing Balance	1.00	0.00	0.00	0.86
<b>Investments - Tabcorp Holdings Limited</b>					
01/07/2022	Opening Balance	28,001.00	0.00	0.00	29,821.06
02/02/2023	Sale of 28001 units of TAH @ \$1.025	-28,001.00	0.00	28,028.56	1,792.50
30/06/2023	Market Value Adjustment	0.00	0.00	1,792.50	0.00
30/06/2023	Closing Balance	0.00	0.00	0.00	0.00
<b>Investments - Telstra Corporation Limited</b>					
01/07/2022	Opening Balance	1.00	0.00	0.00	3.85
31/10/2022	TLS Takeover/Merger	-1.00	0.00	3.00	0.85
01/11/2022	TLSDA to TLS	1.00	0.00	0.00	0.85
30/06/2023	Market Value Adjustment	0.00	3.45	0.00	4.30
30/06/2023	Closing Balance	1.00	0.00	0.00	4.30
<b>Investments - Telstra Corporation Limited. - Ordinary Fully Paid Deferred Settlement</b>					
01/07/2022	Opening Balance	0.00	0.00	0.00	0.00

Date	Description	Quantity	Debits	Credits	Balance
31/10/2022	TLS Takeover/Merger	1.00	0.00	0.00	0.00
01/11/2022	TLSDA to TLS	-1.00	0.00	0.00	0.00
30/06/2023	Closing Balance	0.00	0.00	0.00	0.00
<b>Investments - The Lottery Corporation Limited</b>					
01/07/2022	Opening Balance	1.00	0.00	0.00	4.52
30/06/2023	Market Value Adjustment	0.00	0.61	0.00	5.13
30/06/2023	Closing Balance	1.00	0.00	0.00	5.13
<b>Investments - Troy Resources Limited</b>					
01/07/2022	Opening Balance	1.00	0.00	0.00	0.04
30/06/2023	Market Value Adjustment	0.00	0.00	0.04	0.00
30/06/2023	Closing Balance	1.00	0.00	0.00	0.00
<b>Investments - Tyro Payments Limited</b>					
01/07/2022	Opening Balance	1.00	0.00	0.00	0.60
30/06/2023	Market Value Adjustment	0.00	0.54	0.00	1.14
30/06/2023	Closing Balance	1.00	0.00	0.00	1.14
<b>Investments - Westpac Banking Corporation</b>					
01/07/2022	Opening Balance	1.00	0.00	0.00	19.50
30/06/2023	Market Value Adjustment	0.00	1.84	0.00	21.34
30/06/2023	Closing Balance	1.00	0.00	0.00	21.34
<b>Investments - Charter Hall Group</b>					

Date	Description	Quantity	Debits	Credits	Balance
01/07/2022	Opening Balance	1.00	0.00	0.00	10.83
30/06/2023	Market Value Adjustment	0.00	0.00	0.12	10.71
30/06/2023	Closing Balance	1.00	0.00	0.00	10.71
<b>Cash At Bank - ANZ Banking Group Ltd</b>					
01/07/2022	Opening Balance	0.00	0.00	0.00	511.82
25/07/2022	Sold 430 DSK @ 2.3400 19782010	0.00	995.20	0.00	1,507.02
26/07/2022	Sold 6381 DSK @ 2.2749 1993128	0.00	14,501.83	0.00	16,008.85
27/07/2022	Wdl TRANSFER TO NOM AC	0.00	0.00	2,000.00	14,008.85
21/09/2022	Bght 11000 FDV @ 0.7900 20374953	0.00	0.00	8,701.00	5,307.85
08/11/2022	Sold 833300 MRQ @ 0.0050 AUD 20815873	0.00	4,155.50	0.00	9,463.35
21/11/2022	Sold 105300 CYM @ 0.0929 AUD 20961988	0.00	9,771.30	0.00	19,234.65
06/02/2023	Sold 28001 TAH @ 1.0250 AUD 21659307	0.00	28,672.33	0.00	47,906.98
26/04/2023	SOld 20000 FDV @ 0.5300 AUD 22419150	0.00	10,589.00	0.00	58,495.98
30/06/2023	Closing Balance	0.00	0.00	0.00	58,495.98
<b>Cash At Bank - NAB Cash Manager</b>					
01/07/2022	Opening Balance	0.00	0.00	0.00	487.50
04/07/2022	001277404035 Mqg Fnl Div 077669	0.00	3.50	0.00	491.00
13/07/2022	001279368982 ALG DIV JUL2 535915	0.00	0.49	0.00	491.49
13/07/2022	001279377361 ALG CAPJUL22 535915	0.00	0.47	0.00	491.96
15/07/2022	JUL22/00800445 Thinksmart Ltd 458106	0.00	0.05	0.00	492.01

Date	Description	Quantity	Debits	Credits	Balance
27/07/2022	21976205 CMC MARKETS STOC 511749	0.00	2,000.00	0.00	2,492.01
28/07/2022	INTERNET BILL PAYMNT INTERNET BPAY TAX OFFICE PAYMENTS 131215650406260	0.00	0.00	1,245.00	1,247.01
29/07/2022	Credit interest	0.00	0.15	0.00	1,247.16
16/08/2022	INTERNET BILL PAYMNT INTERNET BPAY ASIC 2291377224111	0.00	0.00	56.00	1,191.16
16/08/2022	INTERNET BILL PAYMNT INTERNET BPAY ASIC 2291377224111	0.00	0.00	56.00	1,135.16
31/08/2022	001281280491 CHC DST 323551	0.00	0.21	0.00	1,135.37
31/08/2022	Credit interest	0.00	0.59	0.00	1,135.96
07/09/2022	22SEP/00804625 CODAN DIVIDEND 396297	0.00	0.15	0.00	1,136.11
09/09/2022	SEP22/00803071 BABY BUNTING GRP 458106	0.00	0.09	0.00	1,136.20
12/09/2022	001281328669 VCX DST 218865	0.00	0.06	0.00	1,136.26
12/09/2022	S00033577176 CREDIT CORP 255730	0.00	0.36	0.00	1,136.62
21/09/2022	001281555286 TLS FNL DIV 629786	0.00	0.09	0.00	1,136.71
23/09/2022	001282629521 TAH FNL DIV 071224	0.00	1,820.06	0.00	2,956.77
23/09/2022	001282761622 OML ITM DIV 302169	0.00	0.02	0.00	2,956.79
23/09/2022	SEP22/00804106 JUMBO INTERACTIV 358020	0.00	0.21	0.00	2,957.00
27/09/2022	001284558317 DVR FNL DIV 407459	0.00	525.00	0.00	3,482.00
27/09/2022	SEP22/00801220 DSK DIVIDEND 458106	0.00	0.10	0.00	3,482.10
29/09/2022	001280647260 CBA FNL DIV 401507	0.00	2.10	0.00	3,484.20

Date	Description	Quantity	Debits	Credits	Balance
30/09/2022	Credit interest	0.00	0.73	0.00	3,484.93
30/09/2022	SEP22/00800590 AMAYSIM LIMITED 219182	0.00	0.02	0.00	3,484.95
30/09/2022	SEP22/00805325 MONADELPHOUS LTD 458106	0.00	0.25	0.00	3,485.20
04/10/2022	OCT22/00803912 SXL PAYMENT 458106	0.00	0.05	0.00	3,485.25
07/10/2022	001284654649 AUB DIV 302169	0.00	0.38	0.00	3,485.63
12/10/2022	001284672017 BSL FNL DIV 217053	0.00	0.25	0.00	3,485.88
21/10/2022	Cheques (lodged)	0.00	840.00	0.00	4,325.88
31/10/2022	Credit interest	0.00	1.75	0.00	4,327.63
07/11/2022	S00033577176 MOE 255730	0.00	458.70	0.00	4,786.33
07/11/2022	S00033577176 MOE 255730	0.00	550.44	0.00	5,336.77
07/11/2022	S00033577176 MOE 255730	0.00	1,100.88	0.00	6,437.65
17/11/2022	INTERNET BILL PAYMNT INTERNET BPAY TAX OFFICE PAYMENTS 001131215650404860	0.00	0.00	521.00	5,916.65
17/11/2022	INTERNET BILL PAYMNT INTERNET BPAY TAX OFFICE PAYMENTS 551009161627721721	0.00	0.00	2,037.28	3,879.37
30/11/2022	Credit interest	0.00	2.19	0.00	3,881.56
09/12/2022	001287379252 MGR PAYMENT 498528	0.00	1,028.16	0.00	4,909.72
13/12/2022	001285898913 MQG ITM DIV 077669	0.00	3.00	0.00	4,912.72
16/12/2022	DEC22/00802617 AVG DIVIDEND 396297	0.00	0.07	0.00	4,912.79
16/12/2022	SCH22/00800442 THINKSMART LTD 219182	0.00	0.53	0.00	4,913.32

Date	Description	Quantity	Debits	Credits	Balance
20/12/2022	001286183756 WBC DIVIDEND 250556	0.00	0.64	0.00	4,913.96
22/12/2022	INTERNET TRANSFER INTERNET TRANSFER J Penrose Inv-1219	0.00	0.00	1,430.00	3,483.96
30/12/2022	Credit interest	0.00	1.91	0.00	3,485.87
19/01/2023	ATO003000017696926ATO 012721	0.00	3,195.36	0.00	6,681.23
31/01/2023	Credit interest	0.00	2.26	0.00	6,683.49
28/02/2023	001289712252 CHC DST 323551	0.00	0.21	0.00	6,683.70
28/02/2023	Credit interest	0.00	2.82	0.00	6,686.52
07/03/2023	001290614496 VCX DST 218865	0.00	0.06	0.00	6,686.58
10/03/2023	23MAR/00804852 CODAN DIVIDEND 396297	0.00	0.09	0.00	6,686.67
17/03/2023	MAR23/00803414 BABY BUNTING GRP 458106	0.00	0.03	0.00	6,686.70
17/03/2023	MAR23/00803965 JUMBO INTERACTIV 358020	0.00	0.23	0.00	6,686.93
22/03/2023	S00033577176 MA Financial DIV 255730	0.00	1,284.36	0.00	7,971.29
23/03/2023	001293348608 OML FNL DIV 302169	0.00	0.03	0.00	7,971.32
23/03/2023	001293533560 TLC DIV 302169	0.00	0.09	0.00	7,971.41
28/03/2023	001293685472 BSL ITM DIV 217053	0.00	0.25	0.00	7,971.66
28/03/2023	AUI23/00801240 DSK DIVIDEND 458106	0.00	0.08	0.00	7,971.74
30/03/2023	001291160409 CBA DIV 401507	0.00	2.10	0.00	7,973.84
31/03/2023	001292542909 TLS ITM DIV 629786	0.00	0.09	0.00	7,973.93

Date	Description	Quantity	Debits	Credits	Balance
31/03/2023	Credit interest	0.00	3.30	0.00	7,977.23
31/03/2023	MAR23/00804953 MONADELPHOUS LTD 458106	0.00	0.24	0.00	7,977.47
31/03/2023	S00033577176 CREDIT CORP 255730	0.00	0.23	0.00	7,977.70
04/04/2023	001294731448 AUB DIV 302169	0.00	0.17	0.00	7,977.87
05/04/2023	APR23/00800420 AHC DIVIDEND 458106	0.00	490.00	0.00	8,467.87
11/04/2023	APR23/00803874 SXL PAYMENT 458106	0.00	0.05	0.00	8,467.92
28/04/2023	001295480766 DVR DIV 407459	0.00	300.00	0.00	8,767.92
28/04/2023	Credit interest	0.00	3.53	0.00	8,771.45
31/05/2023	Credit interest	0.00	4.36	0.00	8,775.81
27/06/2023	001296089295 WBC DIVIDEND 250556	0.00	0.70	0.00	8,776.51
28/06/2023	INTERNET BILL PAYMNT INTERNET BPAY ASIC 2291377224111	0.00	0.00	3.00	8,773.51
30/06/2023	Credit interest	0.00	3.97	0.00	8,777.48
30/06/2023	Closing Balance	0.00	0.00	0.00	8,777.48
<b>Other Assets - Unsettled Trades / Acquisitions / Shares in Listed Companies / Frontier Digital Ventures Limited</b>					
01/07/2022	Opening Balance	0.00	0.00	0.00	0.00
19/09/2022	Purchase of 11000 of FDV @ \$0.79	0.00	0.00	8,701.00	8,701.00
21/09/2022	Purchase of 11000 of FDV @ \$0.79	0.00	8,701.00	0.00	0.00
30/06/2023	Closing Balance	0.00	0.00	0.00	0.00
<b>Other Assets - Unsettled Trades / Disposals / Shares in Listed Companies / Cyprium Metals Limited</b>					

Date	Description	Quantity	Debits	Credits	Balance
01/07/2022	Opening Balance	0.00	0.00	0.00	0.00
17/11/2022	Sale of 105300 units of CYM @ \$0.092899	0.00	9,771.30	0.00	9,771.30
21/11/2022	Sale of 105300 units of CYM @ \$0.092899	0.00	0.00	9,771.30	0.00
30/06/2023	Closing Balance	0.00	0.00	0.00	0.00
<b>Other Assets - Unsettled Trades / Disposals / Shares in Listed Companies / Dusk Group Limited</b>					
01/07/2022	Opening Balance	0.00	0.00	0.00	0.00
21/07/2022	Sale of 430 units of DSK @ \$2.34	0.00	995.20	0.00	995.20
22/07/2022	Sale of 6381 units of DSK @ \$2.274933	0.00	14,501.83	0.00	15,497.03
25/07/2022	Sale of 430 units of DSK @ \$2.34	0.00	0.00	995.20	14,501.83
26/07/2022	Sale of 6381 units of DSK @ \$2.274933	0.00	0.00	14,501.83	0.00
30/06/2023	Closing Balance	0.00	0.00	0.00	0.00
<b>Other Assets - Unsettled Trades / Disposals / Shares in Listed Companies / Frontier Digital Ventures Limited</b>					
01/07/2022	Opening Balance	0.00	0.00	0.00	0.00
21/04/2023	Sale of 20000 units of FDV @ \$0.53	0.00	10,589.00	0.00	10,589.00
26/04/2023	Sale of 20000 units of FDV @ \$0.53	0.00	0.00	10,589.00	0.00
30/06/2023	Closing Balance	0.00	0.00	0.00	0.00
<b>Other Assets - Unsettled Trades / Disposals / Shares in Listed Companies / Mrg Metals Limited</b>					
01/07/2022	Opening Balance	0.00	0.00	0.00	0.00
04/11/2022	Sale of 833300 units of MRQ @ \$0.005	0.00	4,155.50	0.00	4,155.50
08/11/2022	Sale of 833300 units of MRQ @ \$0.005	0.00	0.00	4,155.50	0.00



Date	Description	Quantity	Debits	Credits	Balance
30/06/2023	Closing Balance	0.00	0.00	0.00	0.00
<b>Other Assets - Unsettled Trades / Disposals / Shares in Listed Companies / Tabcorp Holdings Limited</b>					
01/07/2022	Opening Balance	0.00	0.00	0.00	0.00
02/02/2023	Sale of 28001 units of TAH @ \$1.025	0.00	28,672.33	0.00	28,672.33
06/02/2023	Sale of 28001 units of TAH @ \$1.025	0.00	0.00	28,672.33	0.00
30/06/2023	Closing Balance	0.00	0.00	0.00	0.00
<b>Other Assets - Receivables / Investment Income Receivable / Distributions / Stapled Securities / Charter Hall Group</b>					
01/07/2022	Opening Balance	0.00	0.00	0.00	0.12
31/08/2022	CHC AUD 0.092 FRANKED @ 30%	0.00	0.00	0.09	0.03
31/08/2022	CHC AUD 0.092 FRANKED @ 30%	0.00	0.09	0.00	0.12
31/08/2022	CHC AUD 0.092 FRANKED, 30% CTR, DRP SUSP	0.00	0.00	0.12	0.00
29/12/2022	CHC AUD 0.0938 FRANKED, 30% CTR, DRP SUSP	0.00	0.21	0.00	0.21
28/02/2023	CHC AUD 0.0938 FRANKED, 30% CTR, DRP SUSP	0.00	0.00	0.21	0.00
29/06/2023	CHC AUD 0.098 FRANKED, 30% CTR, DRP SUSP	0.00	0.12	0.00	0.12
30/06/2023	Closing Balance	0.00	0.00	0.00	0.12
<b>Other Assets - Receivables / Investment Income Receivable / Distributions / Stapled Securities / Mirvac Group</b>					
01/07/2022	Opening Balance	0.00	0.00	0.00	1,028.16
09/12/2022	MGR AUD DRP SUSP	0.00	0.00	1,028.16	0.00

Date	Description	Quantity	Debits	Credits	Balance
30/06/2023	Closing Balance	0.00	0.00	0.00	0.00
<b>Other Assets - Receivables / Investment Income Receivable / Distributions / Stapled Securities / Vicinity Centres</b>					
01/07/2022	Opening Balance	0.00	0.00	0.00	0.00
22/08/2022	VCX Distribution - Cash	0.00	0.06	0.00	0.06
12/09/2022	VCX Distribution - Cash	0.00	0.00	0.06	0.00
20/02/2023	VCX Distribution - Cash	0.00	0.06	0.00	0.06
07/03/2023	VCX Distribution - Cash	0.00	0.00	0.06	0.00
30/06/2023	Closing Balance	0.00	0.00	0.00	0.00
<b>Other Assets - Receivables / Investment Income Receivable / Dividends / Shares in Listed Companies / Ardent Leisure Group Limited</b>					
01/07/2022	Opening Balance	0.00	0.00	0.00	0.00
13/07/2022	ALG AUD 0.489301 SPEC, UNFRANKED, 0.489301 CFI, DRP SUSP	0.00	0.00	0.49	0.49
13/07/2022	ALG AUD 0.489301 SPEC, UNFRANKED, 0.489301 CFI, DRP SUSP	0.00	0.05	0.00	0.44
13/07/2022	ALG AUD 0.489301 SPEC, UNFRANKED, 0.489301 CFI, DRP SUSP	0.00	0.49	0.00	0.05
15/07/2022	ALG AUD 0.489301 SPEC, UNFRANKED, 0.489301 CFI, DRP SUSP	0.00	0.00	0.05	0.00
30/06/2023	Closing Balance	0.00	0.00	0.00	0.00
<b>Other Assets - Receivables / Investment Income Receivable / Dividends / Shares in Listed Companies / Austbrokers Holdings Limited</b>					
01/07/2022	Opening Balance	0.00	0.00	0.00	0.00
07/10/2022	AUB AUD 0.38 FRANKED, 30% CTR, DRP SUSP	0.00	0.00	0.38	0.38

Date	Description	Quantity	Debits	Credits	Balance
07/10/2022	AUB AUD 0.38 FRANKED, 30% CTR, DRP SUSP	0.00	0.38	0.00	0.00
04/04/2023	AUB AUD 0.17 FRANKED, 30% CTR, DRP SUSP	0.00	0.00	0.17	0.17
04/04/2023	AUB AUD 0.17 FRANKED, 30% CTR, DRP SUSP	0.00	0.17	0.00	0.00
30/06/2023	Closing Balance	0.00	0.00	0.00	0.00
<b>Other Assets - Receivables / Investment Income Receivable / Dividends / Shares in Listed Companies / Austco Healthcare Limited</b>					
01/07/2022	Opening Balance	0.00	0.00	0.00	0.00
07/10/2022	AHC AUD 0.003 FRANKED, 25% CTR, DRP NIL DISC	0.00	840.00	0.00	840.00
21/10/2022	AHC AUD 0.003 FRANKED, 25% CTR, DRP NIL DISC	0.00	0.00	840.00	0.00
05/04/2023	AHC AUD 0.00175 FRANKED, 25% CTR, DRP 5% DISC	0.00	0.00	490.00	490.00
05/04/2023	AHC AUD 0.00175 FRANKED, 25% CTR, DRP 5% DISC	0.00	490.00	0.00	0.00
30/06/2023	Closing Balance	0.00	0.00	0.00	0.00
<b>Other Assets - Receivables / Investment Income Receivable / Dividends / Shares in Listed Companies / Australian Vintage Ltd</b>					
01/07/2022	Opening Balance	0.00	0.00	0.00	0.00
16/12/2022	AVG AUD 0.0204 FRANKED, 30% CTR, NIL CFI, DRP SUSP	0.00	0.00	0.07	0.07
16/12/2022	AVG AUD 0.0204 FRANKED, 30% CTR, NIL CFI, DRP SUSP	0.00	0.07	0.00	0.00
30/06/2023	Closing Balance	0.00	0.00	0.00	0.00

Date	Description	Quantity	Debits	Credits	Balance
<b>Other Assets - Receivables / Investment Income Receivable / Dividends / Shares in Listed Companies / Baby Bunting Group Limited</b>					
01/07/2022	Opening Balance	0.00	0.00	0.00	0.00
09/09/2022	BBN AUD 0.09 FRANKED, 30% CTR	0.00	0.00	0.09	0.09
09/09/2022	BBN AUD 0.09 FRANKED, 30% CTR	0.00	0.09	0.00	0.00
17/03/2023	BBN AUD 0.027 FRANKED, 30% CTR	0.00	0.00	0.03	0.03
17/03/2023	BBN AUD 0.027 FRANKED, 30% CTR	0.00	0.03	0.00	0.00
30/06/2023	Closing Balance	0.00	0.00	0.00	0.00
<b>Other Assets - Receivables / Investment Income Receivable / Dividends / Shares in Listed Companies / Bluescope Steel Limited</b>					
01/07/2022	Opening Balance	0.00	0.00	0.00	0.00
12/10/2022	BSL AUD UNFRANKED, 0.25 CFI, DRP SUSP	0.00	0.00	0.25	0.25
12/10/2022	BSL AUD UNFRANKED, 0.25 CFI, DRP SUSP	0.00	0.25	0.00	0.00
28/03/2023	BSL AUD 0.25 FRANKED, 30% CTR, DRP SUSP	0.00	0.00	0.25	0.25
28/03/2023	BSL AUD 0.25 FRANKED, 30% CTR, DRP SUSP	0.00	0.25	0.00	0.00
30/06/2023	Closing Balance	0.00	0.00	0.00	0.00
<b>Other Assets - Receivables / Investment Income Receivable / Dividends / Shares in Listed Companies / Codan Limited</b>					
01/07/2022	Opening Balance	0.00	0.00	0.00	0.00
07/09/2022	CDA AUD 0.15 FRANKED, 30% CTR	0.00	0.00	0.15	0.15
07/09/2022	CDA AUD 0.15 FRANKED, 30% CTR	0.00	0.15	0.00	0.00

Date	Description	Quantity	Debits	Credits	Balance
10/03/2023	CDA AUD 0.09 FRANKED, 30% CTR	0.00	0.00	0.09	0.09
10/03/2023	CDA AUD 0.09 FRANKED, 30% CTR	0.00	0.09	0.00	0.00
30/06/2023	Closing Balance	0.00	0.00	0.00	0.00
<b>Other Assets - Receivables / Investment Income Receivable / Dividends / Shares in Listed Companies / Commonwealth Bank of Australia</b>					
01/07/2022	Opening Balance	0.00	0.00	0.00	0.00
29/09/2022	CBA AUD 2.1 FRANKED, 30% CTR, DRP NIL DISC	0.00	0.00	2.10	2.10
29/09/2022	CBA AUD 2.1 FRANKED, 30% CTR, DRP NIL DISC	0.00	2.10	0.00	0.00
30/03/2023	CBA AUD 2.1 FRANKED, 30% CTR, DRP NIL DISC	0.00	0.00	2.10	2.10
30/03/2023	CBA AUD 2.1 FRANKED, 30% CTR, DRP NIL DISC	0.00	2.10	0.00	0.00
30/06/2023	Closing Balance	0.00	0.00	0.00	0.00
<b>Other Assets - Receivables / Investment Income Receivable / Dividends / Shares in Listed Companies / Credit Corp Group Limited</b>					
01/07/2022	Opening Balance	0.00	0.00	0.00	0.00
12/09/2022	CCP AUD 0.36 FRANKED, 30% CTR	0.00	0.00	0.36	0.36
12/09/2022	CCP AUD 0.36 FRANKED, 30% CTR	0.00	0.36	0.00	0.00
31/03/2023	CCP AUD 0.23 FRANKED, 30% CTR	0.00	0.00	0.23	0.23
31/03/2023	CCP AUD 0.23 FRANKED, 30% CTR	0.00	0.23	0.00	0.00
30/06/2023	Closing Balance	0.00	0.00	0.00	0.00
<b>Other Assets - Receivables / Investment Income Receivable / Dividends / Shares in Listed Companies / Diverger Limited</b>					

Date	Description	Quantity	Debits	Credits	Balance
01/07/2022	Opening Balance	0.00	0.00	0.00	0.00
27/09/2022	DVR AUD 0.035 FRANKED, 30% CTR, DRP SUSP	0.00	0.00	525.00	525.00
27/09/2022	DVR AUD 0.035 FRANKED, 30% CTR, DRP SUSP	0.00	525.00	0.00	0.00
28/04/2023	DVR AUD 0.02 FRANKED, 30% CTR	0.00	0.00	300.00	300.00
28/04/2023	DVR AUD 0.02 FRANKED, 30% CTR	0.00	300.00	0.00	0.00
30/06/2023	Closing Balance	0.00	0.00	0.00	0.00
<b>Other Assets - Receivables / Investment Income Receivable / Dividends / Shares in Listed Companies / Dusk Group Limited</b>					
01/07/2022	Opening Balance	0.00	0.00	0.00	0.00
27/09/2022	DSK AUD 0.1 FRANKED, 30% CTR	0.00	0.00	0.10	0.10
27/09/2022	DSK AUD 0.1 FRANKED, 30% CTR	0.00	0.10	0.00	0.00
28/03/2023	DSK AUD 0.08 FRANKED, 30% CTR	0.00	0.00	0.08	0.08
28/03/2023	DSK AUD 0.08 FRANKED, 30% CTR	0.00	0.08	0.00	0.00
30/06/2023	Closing Balance	0.00	0.00	0.00	0.00
<b>Other Assets - Receivables / Investment Income Receivable / Dividends / Shares in Listed Companies / Jumbo Interactive Limited</b>					
01/07/2022	Opening Balance	0.00	0.00	0.00	0.00
23/09/2022	JIN AUD 0.205 FRANKED, 30% CTR	0.00	0.00	0.21	0.21
23/09/2022	JIN AUD 0.205 FRANKED, 30% CTR	0.00	0.21	0.00	0.00
17/03/2023	JIN AUD 0.23 FRANKED, 30% CTR	0.00	0.00	0.23	0.23
17/03/2023	JIN AUD 0.23 FRANKED, 30% CTR	0.00	0.23	0.00	0.00

Date	Description	Quantity	Debits	Credits	Balance
30/06/2023	Closing Balance	0.00	0.00	0.00	0.00
<b>Other Assets - Receivables / Investment Income Receivable / Dividends / Shares in Listed Companies / Laserbond Limited</b>					
01/07/2022	Opening Balance	0.00	0.00	0.00	0.00
30/09/2022	LBL AUD 0.008 FRANKED, 25% CTR, DRP 5% DISC	0.00	0.00	0.02	0.02
07/10/2022	LBL AUD 0.008 FRANKED, 25% CTR, DRP 5% DISC	0.00	0.02	0.00	0.00
31/03/2023	LBL AUD 0.008 FRANKED, 25% CTR, DRP 5% DISC	0.00	0.00	0.01	0.01
31/03/2023	LBL AUD 0.008 FRANKED, 25% CTR, DRP 5% DISC	0.00	0.01	0.00	0.00
30/06/2023	Closing Balance	0.00	0.00	0.00	0.00
<b>Other Assets - Receivables / Investment Income Receivable / Dividends / Shares in Listed Companies / Ma Financial Group Limited</b>					
01/07/2022	Opening Balance	0.00	0.00	0.00	1,559.58
21/09/2022	MAF AUD 0.06 FRANKED, 30% CTR	0.00	550.44	0.00	2,110.02
07/11/2022	MAF AUD 0.05 FRANKED, 30% CTR	0.00	0.00	458.70	1,651.32
07/11/2022	MAF AUD 0.06 FRANKED, 30% CTR	0.00	0.00	550.44	1,100.88
07/11/2022	MAF AUD 0.12 FRANKED, 30% CTR	0.00	0.00	1,100.88	0.00
22/03/2023	MAF AUD 0.14 FRANKED, 30% CTR	0.00	0.00	1,284.36	1,284.36
22/03/2023	MAF AUD 0.14 FRANKED, 30% CTR	0.00	1,284.36	0.00	0.00
30/06/2023	Closing Balance	0.00	0.00	0.00	0.00
<b>Other Assets - Receivables / Investment Income Receivable / Dividends / Shares in Listed Companies / Macquarie Group Limited</b>					

Date	Description	Quantity	Debits	Credits	Balance
01/07/2022	Opening Balance	0.00	0.00	0.00	0.00
04/07/2022	MQG AUD 1.4 FRANKED, 30% CTR, 2.1 CFI, DRP 1.5% DISC	0.00	0.00	3.50	3.50
04/07/2022	MQG AUD 1.4 FRANKED, 30% CTR, 2.1 CFI, DRP 1.5% DISC	0.00	3.50	0.00	0.00
13/12/2022	MQG AUD 1.2 FRANKED, 30% CTR, 1.8 CFI, DRP NIL DISC	0.00	0.00	3.00	3.00
13/12/2022	MQG AUD 1.2 FRANKED, 30% CTR, 1.8 CFI, DRP NIL DISC	0.00	3.00	0.00	0.00
30/06/2023	Closing Balance	0.00	0.00	0.00	0.00
<b>Other Assets - Receivables / Investment Income Receivable / Dividends / Shares in Listed Companies / Monadelphous Group Limited</b>					
01/07/2022	Opening Balance	0.00	0.00	0.00	0.00
30/09/2022	MND AUD 0.25 FRANKED, 30% CTR, DRP NIL DISC	0.00	0.00	0.25	0.25
30/09/2022	MND AUD 0.25 FRANKED, 30% CTR, DRP NIL DISC	0.00	0.25	0.00	0.00
31/03/2023	MND AUD 0.24 FRANKED, 30% CTR, DRP NIL DISC	0.00	0.00	0.24	0.24
31/03/2023	MND AUD 0.24 FRANKED, 30% CTR, DRP NIL DISC	0.00	0.24	0.00	0.00
30/06/2023	Closing Balance	0.00	0.00	0.00	0.00
<b>Other Assets - Receivables / Investment Income Receivable / Dividends / Shares in Listed Companies / Ooh!Media Limited</b>					
01/07/2022	Opening Balance	0.00	0.00	0.00	0.00
23/09/2022	OML AUD 0.015 FRANKED, 30% CTR, DRP SUSP	0.00	0.00	0.02	0.02



Date	Description	Quantity	Debits	Credits	Balance
23/09/2022	OML AUD 0.015 FRANKED, 30% CTR, DRP SUSP	0.00	0.02	0.00	0.00
23/03/2023	OML AUD 0.03 FRANKED, 30% CTR, DRP SUSP	0.00	0.00	0.03	0.03
23/03/2023	OML AUD 0.03 FRANKED, 30% CTR, DRP SUSP	0.00	0.03	0.00	0.00
30/06/2023	Closing Balance	0.00	0.00	0.00	0.00
<b>Other Assets - Receivables / Investment Income Receivable / Dividends / Shares in Listed Companies / Southern Cross Media Group Limited</b>					
01/07/2022	Opening Balance	0.00	0.00	0.00	0.00
04/10/2022	SXL AUD 0.0475 FRANKED, 30% CTR, DRP SUSP	0.00	0.00	0.05	0.05
04/10/2022	SXL AUD 0.0475 FRANKED, 30% CTR, DRP SUSP	0.00	0.05	0.00	0.00
11/04/2023	SXL AUD 0.046 FRANKED, 30% CTR, DRP SUSP	0.00	0.00	0.05	0.05
11/04/2023	SXL AUD 0.046 FRANKED, 30% CTR, DRP SUSP	0.00	0.05	0.00	0.00
30/06/2023	Closing Balance	0.00	0.00	0.00	0.00
<b>Other Assets - Receivables / Investment Income Receivable / Dividends / Shares in Listed Companies / Tabcorp Holdings Limited</b>					
01/07/2022	Opening Balance	0.00	0.00	0.00	0.00
23/09/2022	TAH AUD 0.065 FRANKED, 30% CTR, DRP 2.5% DISC	0.00	0.00	1,820.06	1,820.06
23/09/2022	TAH AUD 0.065 FRANKED, 30% CTR, DRP 2.5% DISC	0.00	1,820.06	0.00	0.00
30/06/2023	Closing Balance	0.00	0.00	0.00	0.00

Date	Description	Quantity	Debits	Credits	Balance
<b>Other Assets - Receivables / Investment Income Receivable / Dividends / Shares in Listed Companies / Telstra Corporation Limited</b>					
01/07/2022	Opening Balance	0.00	0.00	0.00	0.00
21/09/2022	TLS AUD 0.01 SPEC, 0.085 FRANKED, 30% CTR, DRP NIL DISC	0.00	0.00	0.09	0.09
21/09/2022	TLS AUD 0.01 SPEC, 0.085 FRANKED, 30% CTR, DRP NIL DISC	0.00	0.09	0.00	0.00
31/03/2023	TLS AUD 0.085 FRANKED, 30% CTR, DRP NIL DISC	0.00	0.00	0.08	0.08
31/03/2023	TLS AUD 0.085 FRANKED, 30% CTR, DRP NIL DISC	0.00	0.08	0.00	0.00
30/06/2023	Closing Balance	0.00	0.00	0.00	0.00
<b>Other Assets - Receivables / Investment Income Receivable / Dividends / Shares in Listed Companies / The Lottery Corporation Limited</b>					
01/07/2022	Opening Balance	0.00	0.00	0.00	0.00
23/03/2023	TLC AUD 0.01 SPEC, 0.09 FRANKED, 30% CTR, DRP NIL DISC	0.00	0.00	0.09	0.09
23/03/2023	TLC AUD 0.01 SPEC, 0.09 FRANKED, 30% CTR, DRP NIL DISC	0.00	0.09	0.00	0.00
30/06/2023	Closing Balance	0.00	0.00	0.00	0.00
<b>Other Assets - Receivables / Investment Income Receivable / Dividends / Shares in Listed Companies / Westpac Banking Corporation</b>					
01/07/2022	Opening Balance	0.00	0.00	0.00	0.00
20/12/2022	WBC AUD 0.64 FRANKED, 30% CTR, DRP NIL DISC	0.00	0.00	0.64	0.64
20/12/2022	WBC AUD 0.64 FRANKED, 30% CTR, DRP NIL DISC	0.00	0.64	0.00	0.00

Date	Description	Quantity	Debits	Credits	Balance
27/06/2023	WBC AUD 0.7 FRANKED, 30% CTR, DRP NIL DISC	0.00	0.00	0.70	0.70
27/06/2023	WBC AUD 0.7 FRANKED, 30% CTR, DRP NIL DISC	0.00	0.70	0.00	0.00
30/06/2023	Closing Balance	0.00	0.00	0.00	0.00
<b>Other Assets - Receivables / Investment Income Receivable / Interest / Cash At Bank / NAB Cash Manager</b>					
01/07/2022	Opening Balance	0.00	0.00	0.00	0.00
29/07/2022	Credit interest	0.00	0.00	0.15	0.15
29/07/2022	Credit interest	0.00	0.15	0.00	0.00
31/08/2022	Credit interest	0.00	0.00	0.59	0.59
31/08/2022	Credit interest	0.00	0.59	0.00	0.00
30/09/2022	Credit interest	0.00	0.00	0.73	0.73
30/09/2022	Credit interest	0.00	0.73	0.00	0.00
31/10/2022	Credit interest	0.00	0.00	1.75	1.75
31/10/2022	Credit interest	0.00	1.75	0.00	0.00
30/11/2022	Credit interest	0.00	0.00	2.19	2.19
30/11/2022	Credit interest	0.00	2.19	0.00	0.00
30/12/2022	Credit interest	0.00	0.00	1.91	1.91
30/12/2022	Credit interest	0.00	1.91	0.00	0.00
31/01/2023	Credit interest	0.00	0.00	2.26	2.26
31/01/2023	Credit interest	0.00	2.26	0.00	0.00

Date	Description	Quantity	Debits	Credits	Balance
28/02/2023	Credit interest	0.00	0.00	2.82	2.82
28/02/2023	Credit interest	0.00	2.82	0.00	0.00
31/03/2023	Credit interest	0.00	0.00	3.30	3.30
31/03/2023	Credit interest	0.00	3.30	0.00	0.00
28/04/2023	Credit interest	0.00	0.00	3.53	3.53
28/04/2023	Credit interest	0.00	3.53	0.00	0.00
31/05/2023	Credit interest	0.00	0.00	4.36	4.36
31/05/2023	Credit interest	0.00	4.36	0.00	0.00
30/06/2023	Credit interest	0.00	0.00	3.97	3.97
30/06/2023	Credit interest	0.00	3.97	0.00	0.00
30/06/2023	Closing Balance	0.00	0.00	0.00	0.00
<b>Other Assets - Receivables / Capital Return Receivable / Shares in Listed Companies / Ardent Leisure Group Limited</b>					
01/07/2022	Opening Balance	0.00	0.00	0.00	0.00
13/07/2022	Capital Return: 46.06 cents per unit	0.00	0.00	0.47	0.47
13/07/2022	Capital Return: 46.06 cents per unit	0.00	0.47	0.00	0.00
30/06/2023	Closing Balance	0.00	0.00	0.00	0.00
<b>Other Assets - Receivables / Sundry Debtors / Other income</b>					
01/07/2022	Opening Balance	0.00	0.00	0.00	0.00
16/12/2022	SCH22/00800442 THINKSMART LTD 219182	0.00	0.00	0.53	0.53
16/12/2022	SCH22/00800442 THINKSMART LTD 219182	0.00	0.53	0.00	0.00

Date	Description	Quantity	Debits	Credits	Balance
30/06/2023	Closing Balance	0.00	0.00	0.00	0.00
<b>Other Assets - Current Tax Assets / Income Tax Payable</b>					
01/07/2022	Opening Balance	0.00	0.00	0.00	2,043.28
01/07/2022	Fund Tax Finalisation	0.00	3,719.36	0.00	1,676.08
17/11/2022	INTERNET BILL PAYMNT INTERNET BPAY TAX OFFICE PAYMENTS 551009161627721721	0.00	1,778.28	0.00	3,454.36
19/01/2023	ATO003000017696926ATO 012721	0.00	0.00	3,454.36	0.00
30/06/2023	Closing Balance	0.00	0.00	0.00	0.00
<b>Other Assets - Current Tax Assets / Provision for Income Tax</b>					
01/07/2022	Opening Balance	0.00	0.00	0.00	0.00
30/06/2023	Tax Effect Of Income	0.00	0.00	814.05	814.05
30/06/2023	Closing Balance	0.00	0.00	0.00	814.05
<b>Other Assets - Current Tax Assets / Franking Credits / Shares in Listed Companies / Austbrokers Holdings Limited</b>					
01/07/2022	Opening Balance	0.00	0.00	0.00	0.24
01/07/2022	Fund Tax Finalisation	0.00	0.00	0.24	0.00
07/10/2022	AUB AUD 0.38 FRANKED, 30% CTR, DRP SUSP	0.00	0.16	0.00	0.16
04/04/2023	AUB AUD 0.17 FRANKED, 30% CTR, DRP SUSP	0.00	0.07	0.00	0.23
30/06/2023	Closing Balance	0.00	0.00	0.00	0.23
<b>Other Assets - Current Tax Assets / Franking Credits / Shares in Listed Companies / Austco Healthcare Limited</b>					

Date	Description	Quantity	Debits	Credits	Balance
01/07/2022	Opening Balance	0.00	0.00	0.00	0.00
07/10/2022	AHC AUD 0.003 FRANKED, 25% CTR, DRP NIL DISC	0.00	280.00	0.00	280.00
05/04/2023	AHC AUD 0.00175 FRANKED, 25% CTR, DRP 5% DISC	0.00	163.33	0.00	443.33
30/06/2023	Closing Balance	0.00	0.00	0.00	443.33
<b>Other Assets - Current Tax Assets / Franking Credits / Shares in Listed Companies / Australian Vintage Ltd</b>					
01/07/2022	Opening Balance	0.00	0.00	0.00	0.01
01/07/2022	Fund Tax Finalisation	0.00	0.00	0.01	0.00
16/12/2022	AVG AUD 0.0204 FRANKED, 30% CTR, NIL CFI, DRP SUSP	0.00	0.02	0.00	0.02
30/06/2023	Closing Balance	0.00	0.00	0.00	0.02
<b>Other Assets - Current Tax Assets / Franking Credits / Shares in Listed Companies / Baby Bunting Group Limited</b>					
01/07/2022	Opening Balance	0.00	0.00	0.00	0.06
01/07/2022	Fund Tax Finalisation	0.00	0.00	0.06	0.00
09/09/2022	BBN AUD 0.09 FRANKED, 30% CTR	0.00	0.04	0.00	0.04
17/03/2023	BBN AUD 0.027 FRANKED, 30% CTR	0.00	0.01	0.00	0.05
30/06/2023	Closing Balance	0.00	0.00	0.00	0.05
<b>Other Assets - Current Tax Assets / Franking Credits / Shares in Listed Companies / Bluescope Steel Limited</b>					
01/07/2022	Opening Balance	0.00	0.00	0.00	0.00
28/03/2023	BSL AUD 0.25 FRANKED, 30% CTR, DRP SUSP	0.00	0.11	0.00	0.11

Date	Description	Quantity	Debits	Credits	Balance
30/06/2023	Closing Balance	0.00	0.00	0.00	0.11
<b>Other Assets - Current Tax Assets / Franking Credits / Shares in Listed Companies / Codan Limited</b>					
01/07/2022	Opening Balance	0.00	0.00	0.00	0.13
01/07/2022	Fund Tax Finalisation	0.00	0.00	0.13	0.00
07/09/2022	CDA AUD 0.15 FRANKED, 30% CTR	0.00	0.06	0.00	0.06
10/03/2023	CDA AUD 0.09 FRANKED, 30% CTR	0.00	0.04	0.00	0.10
30/06/2023	Closing Balance	0.00	0.00	0.00	0.10
<b>Other Assets - Current Tax Assets / Franking Credits / Shares in Listed Companies / Commonwealth Bank of Australia</b>					
01/07/2022	Opening Balance	0.00	0.00	0.00	1.61
01/07/2022	Fund Tax Finalisation	0.00	0.00	1.61	0.00
29/09/2022	CBA AUD 2.1 FRANKED, 30% CTR, DRP NIL DISC	0.00	0.90	0.00	0.90
30/03/2023	CBA AUD 2.1 FRANKED, 30% CTR, DRP NIL DISC	0.00	0.90	0.00	1.80
30/06/2023	Closing Balance	0.00	0.00	0.00	1.80
<b>Other Assets - Current Tax Assets / Franking Credits / Shares in Listed Companies / Credit Corp Group Limited</b>					
01/07/2022	Opening Balance	0.00	0.00	0.00	0.31
01/07/2022	Fund Tax Finalisation	0.00	0.00	0.31	0.00
12/09/2022	CCP AUD 0.36 FRANKED, 30% CTR	0.00	0.15	0.00	0.15
31/03/2023	CCP AUD 0.23 FRANKED, 30% CTR	0.00	0.10	0.00	0.25
30/06/2023	Closing Balance	0.00	0.00	0.00	0.25

Date	Description	Quantity	Debits	Credits	Balance
<b>Other Assets - Current Tax Assets / Franking Credits / Shares in Listed Companies / Diverger Limited</b>					
01/07/2022	Opening Balance	0.00	0.00	0.00	96.43
01/07/2022	Fund Tax Finalisation	0.00	0.00	96.43	0.00
27/09/2022	DVR AUD 0.035 FRANKED, 30% CTR, DRP SUSP	0.00	225.00	0.00	225.00
28/04/2023	DVR AUD 0.02 FRANKED, 30% CTR	0.00	128.57	0.00	353.57
30/06/2023	Closing Balance	0.00	0.00	0.00	353.57
<b>Other Assets - Current Tax Assets / Franking Credits / Shares in Listed Companies / Dusk Group Limited</b>					
01/07/2022	Opening Balance	0.00	0.00	0.00	583.88
01/07/2022	Fund Tax Finalisation	0.00	0.00	583.88	0.00
27/09/2022	DSK AUD 0.1 FRANKED, 30% CTR	0.00	0.04	0.00	0.04
28/03/2023	DSK AUD 0.08 FRANKED, 30% CTR	0.00	0.03	0.00	0.07
30/06/2023	Closing Balance	0.00	0.00	0.00	0.07
<b>Other Assets - Current Tax Assets / Franking Credits / Shares in Listed Companies / Jumbo Interactive Limited</b>					
01/07/2022	Opening Balance	0.00	0.00	0.00	0.17
01/07/2022	Fund Tax Finalisation	0.00	0.00	0.17	0.00
23/09/2022	JIN AUD 0.205 FRANKED, 30% CTR	0.00	0.09	0.00	0.09
17/03/2023	JIN AUD 0.23 FRANKED, 30% CTR	0.00	0.10	0.00	0.19
30/06/2023	Closing Balance	0.00	0.00	0.00	0.19
<b>Other Assets - Current Tax Assets / Franking Credits / Shares in Listed Companies / Laserbond Limited</b>					



Date	Description	Quantity	Debits	Credits	Balance
01/07/2022	Opening Balance	0.00	0.00	0.00	61.14
01/07/2022	Fund Tax Finalisation	0.00	0.00	61.14	0.00
30/06/2023	Closing Balance	0.00	0.00	0.00	0.00
<b>Other Assets - Current Tax Assets / Franking Credits / Shares in Listed Companies / Ma Financial Group Limited</b>					
01/07/2022	Opening Balance	0.00	0.00	0.00	668.40
01/07/2022	Fund Tax Finalisation	0.00	0.00	668.40	0.00
21/09/2022	MAF AUD 0.06 FRANKED, 30% CTR	0.00	235.90	0.00	235.90
22/03/2023	MAF AUD 0.14 FRANKED, 30% CTR	0.00	550.44	0.00	786.34
30/06/2023	Closing Balance	0.00	0.00	0.00	786.34
<b>Other Assets - Current Tax Assets / Franking Credits / Shares in Listed Companies / Macquarie Group Limited</b>					
01/07/2022	Opening Balance	0.00	0.00	0.00	1.04
01/07/2022	Fund Tax Finalisation	0.00	0.00	1.04	0.00
04/07/2022	MQG AUD 1.4 FRANKED, 30% CTR, 2.1 CFI, DRP 1.5% DISC	0.00	0.60	0.00	0.60
13/12/2022	MQG AUD 1.2 FRANKED, 30% CTR, 1.8 CFI, DRP NIL DISC	0.00	0.51	0.00	1.11
30/06/2023	Closing Balance	0.00	0.00	0.00	1.11
<b>Other Assets - Current Tax Assets / Franking Credits / Shares in Listed Companies / Monadelphous Group Limited</b>					
01/07/2022	Opening Balance	0.00	0.00	0.00	0.19
01/07/2022	Fund Tax Finalisation	0.00	0.00	0.19	0.00
30/09/2022	MND AUD 0.25 FRANKED, 30% CTR, DRP NIL DISC	0.00	0.11	0.00	0.11

Date	Description	Quantity	Debits	Credits	Balance
31/03/2023	MND AUD 0.24 FRANKED, 30% CTR, DRP NIL DISC	0.00	0.10	0.00	0.21
30/06/2023	Closing Balance	0.00	0.00	0.00	0.21
<b>Other Assets - Current Tax Assets / Franking Credits / Shares in Listed Companies / Ooh!Media Limited</b>					
01/07/2022	Opening Balance	0.00	0.00	0.00	0.00
23/09/2022	OML AUD 0.015 FRANKED, 30% CTR, DRP SUSP	0.00	0.01	0.00	0.01
23/03/2023	OML AUD 0.03 FRANKED, 30% CTR, DRP SUSP	0.00	0.01	0.00	0.02
30/06/2023	Closing Balance	0.00	0.00	0.00	0.02
<b>Other Assets - Current Tax Assets / Franking Credits / Shares in Listed Companies / Southern Cross Media Group Limited</b>					
01/07/2022	Opening Balance	0.00	0.00	0.00	0.04
01/07/2022	Fund Tax Finalisation	0.00	0.00	0.04	0.00
04/10/2022	SXL AUD 0.0475 FRANKED, 30% CTR, DRP SUSP	0.00	0.02	0.00	0.02
11/04/2023	SXL AUD 0.046 FRANKED, 30% CTR, DRP SUSP	0.00	0.02	0.00	0.04
30/06/2023	Closing Balance	0.00	0.00	0.00	0.04
<b>Other Assets - Current Tax Assets / Franking Credits / Shares in Listed Companies / Tabcorp Holdings Limited</b>					
01/07/2022	Opening Balance	0.00	0.00	0.00	0.06
01/07/2022	Fund Tax Finalisation	0.00	0.00	0.06	0.00
23/09/2022	TAH AUD 0.065 FRANKED, 30% CTR, DRP 2.5% DISC	0.00	780.03	0.00	780.03

Date	Description	Quantity	Debits	Credits	Balance
30/06/2023	Closing Balance	0.00	0.00	0.00	780.03
<b>Other Assets - Current Tax Assets / Franking Credits / Shares in Listed Companies / Telstra Corporation Limited</b>					
01/07/2022	Opening Balance	0.00	0.00	0.00	0.06
01/07/2022	Fund Tax Finalisation	0.00	0.00	0.06	0.00
21/09/2022	TLS AUD 0.01 SPEC, 0.085 FRANKED, 30% CTR, DRP NIL DISC	0.00	0.03	0.00	0.03
31/03/2023	TLS AUD 0.085 FRANKED, 30% CTR, DRP NIL DISC	0.00	0.03	0.00	0.06
30/06/2023	Closing Balance	0.00	0.00	0.00	0.06
<b>Other Assets - Current Tax Assets / Franking Credits / Shares in Listed Companies / The Lottery Corporation Limited</b>					
01/07/2022	Opening Balance	0.00	0.00	0.00	0.00
23/03/2023	TLC AUD 0.01 SPEC, 0.09 FRANKED, 30% CTR, DRP NIL DISC	0.00	0.04	0.00	0.04
30/06/2023	Closing Balance	0.00	0.00	0.00	0.04
<b>Other Assets - Current Tax Assets / Franking Credits / Shares in Listed Companies / Westpac Banking Corporation</b>					
01/07/2022	Opening Balance	0.00	0.00	0.00	0.52
01/07/2022	Fund Tax Finalisation	0.00	0.00	0.52	0.00
20/12/2022	WBC AUD 0.64 FRANKED, 30% CTR, DRP NIL DISC	0.00	0.27	0.00	0.27
27/06/2023	WBC AUD 0.7 FRANKED, 30% CTR, DRP NIL DISC	0.00	0.30	0.00	0.57
30/06/2023	Closing Balance	0.00	0.00	0.00	0.57
<b>Other Assets - Current Tax Assets / Franking Credits / Stapled Securities / Charter Hall Group</b>					

Date	Description	Quantity	Debits	Credits	Balance
01/07/2022	Opening Balance	0.00	0.00	0.00	0.07
01/07/2022	Fund Tax Finalisation	0.00	0.00	0.07	0.00
31/08/2022	Distribution - Tax Statement	0.00	0.02	0.00	0.02
29/12/2022	Distribution - Tax Statement	0.00	0.04	0.00	0.06
29/06/2023	Distribution - Tax Statement	0.00	0.02	0.00	0.08
30/06/2023	Closing Balance	0.00	0.00	0.00	0.08
<b>Other Assets - Current Tax Assets / Income Tax Instalments Paid</b>					
01/07/2022	Opening Balance	0.00	0.00	0.00	2,305.00
01/07/2022	Fund Tax Finalisation	0.00	0.00	2,305.00	0.00
30/09/2022	INTERNET BILL PAYMNT INTERNET BPAY TAX OFFICE PAYMENTS 001131215650404860	0.00	521.00	0.00	521.00
30/06/2023	Closing Balance	0.00	0.00	0.00	521.00
<b>Other Creditors and Accruals / Accountancy Fee</b>					
01/07/2022	Opening Balance	0.00	0.00	0.00	0.00
22/12/2022	INTERNET TRANSFER INTERNET TRANSFER J Penrose Inv-1219	0.00	0.00	1,100.00	1,100.00
22/12/2022	INTERNET TRANSFER INTERNET TRANSFER J Penrose Inv-1219	0.00	1,100.00	0.00	0.00
30/06/2023	Closing Balance	0.00	0.00	0.00	0.00
<b>Other Creditors and Accruals / ASIC Fee</b>					
01/07/2022	Opening Balance	0.00	0.00	0.00	0.00

Date	Description	Quantity	Debits	Credits	Balance
16/08/2022	INTERNET BILL PAYMNT INTERNET BPAY ASIC 2291377224111	0.00	0.00	56.00	56.00
16/08/2022	INTERNET BILL PAYMNT INTERNET BPAY ASIC 2291377224111	0.00	0.00	56.00	112.00
16/08/2022	INTERNET BILL PAYMNT INTERNET BPAY ASIC 2291377224111	0.00	56.00	0.00	56.00
16/08/2022	INTERNET BILL PAYMNT INTERNET BPAY ASIC 2291377224111	0.00	56.00	0.00	0.00
28/06/2023	INTERNET BILL PAYMNT INTERNET BPAY ASIC 2291377224111	0.00	0.00	3.00	3.00
28/06/2023	INTERNET BILL PAYMNT INTERNET BPAY ASIC 2291377224111	0.00	3.00	0.00	0.00
30/06/2023	Closing Balance	0.00	0.00	0.00	0.00
<b>Other Creditors and Accruals / Auditor Fee</b>					
01/07/2022	Opening Balance	0.00	0.00	0.00	0.00
22/12/2022	INTERNET TRANSFER INTERNET TRANSFER J Penrose Inv-1219	0.00	0.00	330.00	330.00
22/12/2022	INTERNET TRANSFER INTERNET TRANSFER J Penrose Inv-1219	0.00	330.00	0.00	0.00
30/06/2023	Closing Balance	0.00	0.00	0.00	0.00
<b>Income Tax Suspense</b>					
01/07/2022	Opening Balance	0.00	0.00	0.00	0.00
17/11/2022	INTERNET BILL PAYMNT INTERNET BPAY TAX OFFICE PAYMENTS 551009161627721721	0.00	0.00	2,037.28	2,037.28

Date	Description	Quantity	Debits	Credits	Balance
17/11/2022	INTERNET BILL PAYMNT INTERNET BPAY TAX OFFICE PAYMENTS 551009161627721721	0.00	2,037.28	0.00	0.00
19/01/2023	ATO003000017696926ATO 012721	0.00	0.00	3,195.36	3,195.36
19/01/2023	ATO003000017696926ATO 012721	0.00	3,195.36	0.00	0.00
30/06/2023	Closing Balance	0.00	0.00	0.00	0.00
<b>Other Taxes Payable / Activity Statement Payable/Refundable</b>					
01/07/2022	Opening Balance	0.00	0.00	0.00	1,245.00
28/07/2022	PAYG June	0.00	1,245.00	0.00	0.00
30/09/2022	INTERNET BILL PAYMNT INTERNET BPAY TAX OFFICE PAYMENTS 001131215650404860	0.00	0.00	521.00	521.00
17/11/2022	INTERNET BILL PAYMNT INTERNET BPAY TAX OFFICE PAYMENTS 001131215650404860	0.00	521.00	0.00	0.00
30/06/2023	Closing Balance	0.00	0.00	0.00	0.00
<b>Fund Suspense / ANZ Banking Group Ltd</b>					
01/07/2022	Opening Balance	0.00	0.00	0.00	0.00
25/07/2022	Sold 430 DSK @ 2.3400 19782010	0.00	0.00	995.20	995.20
25/07/2022	Sold 430 DSK @ 2.3400 19782010	0.00	995.20	0.00	0.00
26/07/2022	Sold 6381 DSK @ 2.2749 1993128	0.00	0.00	14,501.83	14,501.83
26/07/2022	Sold 6381 DSK @ 2.2749 1993128	0.00	14,501.83	0.00	0.00
27/07/2022	Wdl TRANSFER TO NOM AC	0.00	0.00	2,000.00	2,000.00

Date	Description	Quantity	Debits	Credits	Balance
27/07/2022	Wdl TRANSFER TO NOM AC	0.00	2,000.00	0.00	0.00
21/09/2022	Bght 11000 FDV @ 0.7900 20374953	0.00	0.00	8,701.00	8,701.00
21/09/2022	Bght 11000 FDV @ 0.7900 20374953	0.00	8,701.00	0.00	0.00
08/11/2022	Sold 833300 MRQ @ 0.0050 AUD 20815873	0.00	0.00	4,155.50	4,155.50
08/11/2022	Sold 833300 MRQ @ 0.0050 AUD 20815873	0.00	4,155.50	0.00	0.00
21/11/2022	Sold 105300 CYM @ 0.0929 AUD 20961988	0.00	0.00	9,771.30	9,771.30
21/11/2022	Sold 105300 CYM @ 0.0929 AUD 20961988	0.00	9,771.30	0.00	0.00
06/02/2023	Sold 28001 TAH @ 1.0250 AUD 21659307	0.00	0.00	28,672.33	28,672.33
06/02/2023	Sold 28001 TAH @ 1.0250 AUD 21659307	0.00	28,672.33	0.00	0.00
26/04/2023	SOld 20000 FDV @ 0.5300 AUD 22419150	0.00	0.00	10,589.00	10,589.00
26/04/2023	SOld 20000 FDV @ 0.5300 AUD 22419150	0.00	10,589.00	0.00	0.00
30/06/2023	Closing Balance	0.00	0.00	0.00	0.00
<b>Fund Suspense / NAB Cash Manager</b>					
01/07/2022	Opening Balance	0.00	0.00	0.00	0.00
04/07/2022	001277404035 Mqg Fnl Div 077669	0.00	0.00	3.50	3.50
04/07/2022	001277404035 Mqg Fnl Div 077669	0.00	3.50	0.00	0.00
13/07/2022	001279368982 ALG DIV JUL2 535915	0.00	0.00	0.49	0.49
13/07/2022	001279368982 ALG DIV JUL2 535915	0.00	0.49	0.00	0.00
13/07/2022	001279377361 ALG CAPJUL22 535915	0.00	0.00	0.47	0.47
13/07/2022	001279377361 ALG CAPJUL22 535915	0.00	0.47	0.00	0.00

Date	Description	Quantity	Debits	Credits	Balance
15/07/2022	JUL22/00800445 Thinksmart Ltd 458106	0.00	0.00	0.05	0.05
15/07/2022	JUL22/00800445 Thinksmart Ltd 458106	0.00	0.05	0.00	0.00
27/07/2022	21976205 CMC MARKETS STOC 511749	0.00	0.00	2,000.00	2,000.00
27/07/2022	21976205 CMC MARKETS STOC 511749	0.00	2,000.00	0.00	0.00
28/07/2022	INTERNET BILL PAYMNT INTERNET BPAY TAX OFFICE PAYMENTS 131215650406260	0.00	0.00	1,245.00	1,245.00
28/07/2022	INTERNET BILL PAYMNT INTERNET BPAY TAX OFFICE PAYMENTS 131215650406260	0.00	1,245.00	0.00	0.00
29/07/2022	Credit interest	0.00	0.00	0.15	0.15
29/07/2022	Credit interest	0.00	0.15	0.00	0.00
16/08/2022	INTERNET BILL PAYMNT INTERNET BPAY ASIC 2291377224111	0.00	0.00	56.00	56.00
16/08/2022	INTERNET BILL PAYMNT INTERNET BPAY ASIC 2291377224111	0.00	0.00	56.00	112.00
16/08/2022	INTERNET BILL PAYMNT INTERNET BPAY ASIC 2291377224111	0.00	56.00	0.00	56.00
16/08/2022	INTERNET BILL PAYMNT INTERNET BPAY ASIC 2291377224111	0.00	56.00	0.00	0.00
31/08/2022	001281280491 CHC DST 323551	0.00	0.00	0.21	0.21
31/08/2022	001281280491 CHC DST 323551	0.00	0.09	0.00	0.12
31/08/2022	001281280491 CHC DST 323551	0.00	0.12	0.00	0.00
31/08/2022	Credit interest	0.00	0.00	0.59	0.59
31/08/2022	Credit interest	0.00	0.59	0.00	0.00
07/09/2022	22SEP/00804625 CODAN DIVIDEND 396297	0.00	0.00	0.15	0.15



Date	Description	Quantity	Debits	Credits	Balance
07/09/2022	22SEP/00804625 CODAN DIVIDEND 396297	0.00	0.15	0.00	0.00
09/09/2022	SEP22/00803071 BABY BUNTING GRP 458106	0.00	0.00	0.09	0.09
09/09/2022	SEP22/00803071 BABY BUNTING GRP 458106	0.00	0.09	0.00	0.00
12/09/2022	001281328669 VCX DST 218865	0.00	0.00	0.06	0.06
12/09/2022	001281328669 VCX DST 218865	0.00	0.06	0.00	0.00
12/09/2022	S00033577176 CREDIT CORP 255730	0.00	0.00	0.36	0.36
12/09/2022	S00033577176 CREDIT CORP 255730	0.00	0.36	0.00	0.00
21/09/2022	001281555286 TLS FNL DIV 629786	0.00	0.00	0.09	0.09
21/09/2022	001281555286 TLS FNL DIV 629786	0.00	0.09	0.00	0.00
23/09/2022	001282629521 TAH FNL DIV 071224	0.00	0.00	1,820.06	1,820.06
23/09/2022	001282629521 TAH FNL DIV 071224	0.00	1,820.06	0.00	0.00
23/09/2022	001282761622 OML ITM DIV 302169	0.00	0.00	0.02	0.02
23/09/2022	001282761622 OML ITM DIV 302169	0.00	0.02	0.00	0.00
23/09/2022	SEP22/00804106 JUMBO INTERACTIV 358020	0.00	0.00	0.21	0.21
23/09/2022	SEP22/00804106 JUMBO INTERACTIV 358020	0.00	0.21	0.00	0.00
27/09/2022	001284558317 DVR FNL DIV 407459	0.00	0.00	525.00	525.00
27/09/2022	001284558317 DVR FNL DIV 407459	0.00	525.00	0.00	0.00
27/09/2022	SEP22/00801220 DSK DIVIDEND 458106	0.00	0.00	0.10	0.10

Date	Description	Quantity	Debits	Credits	Balance
27/09/2022	SEP22/00801220 DSK DIVIDEND 458106	0.00	0.10	0.00	0.00
29/09/2022	001280647260 CBA FNL DIV 401507	0.00	0.00	2.10	2.10
29/09/2022	001280647260 CBA FNL DIV 401507	0.00	2.10	0.00	0.00
30/09/2022	Credit interest	0.00	0.00	0.73	0.73
30/09/2022	Credit interest	0.00	0.73	0.00	0.00
30/09/2022	SEP22/00800590 AMAYSIM LIMITED 219182	0.00	0.00	0.02	0.02
30/09/2022	SEP22/00800590 AMAYSIM LIMITED 219182	0.00	0.02	0.00	0.00
30/09/2022	SEP22/00805325 MONADELPHOUS LTD 458106	0.00	0.00	0.25	0.25
30/09/2022	SEP22/00805325 MONADELPHOUS LTD 458106	0.00	0.25	0.00	0.00
04/10/2022	OCT22/00803912 SXL PAYMENT 458106	0.00	0.00	0.05	0.05
04/10/2022	OCT22/00803912 SXL PAYMENT 458106	0.00	0.05	0.00	0.00
07/10/2022	001284654649 AUB DIV 302169	0.00	0.00	0.38	0.38
07/10/2022	001284654649 AUB DIV 302169	0.00	0.38	0.00	0.00
12/10/2022	001284672017 BSL FNL DIV 217053	0.00	0.00	0.25	0.25
12/10/2022	001284672017 BSL FNL DIV 217053	0.00	0.25	0.00	0.00
21/10/2022	Cheques (lodged)	0.00	0.00	840.00	840.00
21/10/2022	Cheques (lodged)	0.00	840.00	0.00	0.00
31/10/2022	Credit interest	0.00	0.00	1.75	1.75
31/10/2022	Credit interest	0.00	1.75	0.00	0.00

Date	Description	Quantity	Debits	Credits	Balance
07/11/2022	S00033577176 MOE 255730	0.00	0.00	458.70	458.70
07/11/2022	S00033577176 MOE 255730	0.00	0.00	550.44	1,009.14
07/11/2022	S00033577176 MOE 255730	0.00	0.00	1,100.88	2,110.02
07/11/2022	S00033577176 MOE 255730	0.00	458.70	0.00	1,651.32
07/11/2022	S00033577176 MOE 255730	0.00	550.44	0.00	1,100.88
07/11/2022	S00033577176 MOE 255730	0.00	1,100.88	0.00	0.00
17/11/2022	INTERNET BILL PAYMNT INTERNET BPAY TAX OFFICE PAYMENTS 001131215650404860	0.00	0.00	521.00	521.00
17/11/2022	INTERNET BILL PAYMNT INTERNET BPAY TAX OFFICE PAYMENTS 001131215650404860	0.00	521.00	0.00	0.00
17/11/2022	INTERNET BILL PAYMNT INTERNET BPAY TAX OFFICE PAYMENTS 551009161627721721	0.00	0.00	2,037.28	2,037.28
17/11/2022	INTERNET BILL PAYMNT INTERNET BPAY TAX OFFICE PAYMENTS 551009161627721721	0.00	2,037.28	0.00	0.00
30/11/2022	Credit interest	0.00	0.00	2.19	2.19
30/11/2022	Credit interest	0.00	2.19	0.00	0.00
09/12/2022	001287379252 MGR PAYMENT 498528	0.00	0.00	1,028.16	1,028.16
09/12/2022	001287379252 MGR PAYMENT 498528	0.00	1,028.16	0.00	0.00
13/12/2022	001285898913 MQG ITM DIV 077669	0.00	0.00	3.00	3.00
13/12/2022	001285898913 MQG ITM DIV 077669	0.00	3.00	0.00	0.00
16/12/2022	DEC22/00802617 AVG DIVIDEND 396297	0.00	0.00	0.07	0.07

Date	Description	Quantity	Debits	Credits	Balance
16/12/2022	DEC22/00802617 AVG DIVIDEND 396297	0.00	0.07	0.00	0.00
16/12/2022	SCH22/00800442 THINKSMART LTD 219182	0.00	0.00	0.53	0.53
16/12/2022	SCH22/00800442 THINKSMART LTD 219182	0.00	0.53	0.00	0.00
20/12/2022	001286183756 WBC DIVIDEND 250556	0.00	0.00	0.64	0.64
20/12/2022	001286183756 WBC DIVIDEND 250556	0.00	0.64	0.00	0.00
22/12/2022	INTERNET TRANSFER INTERNET TRANSFER J Penrose Inv-1219	0.00	0.00	330.00	330.00
22/12/2022	INTERNET TRANSFER INTERNET TRANSFER J Penrose Inv-1219	0.00	0.00	1,100.00	1,430.00
22/12/2022	INTERNET TRANSFER INTERNET TRANSFER J Penrose Inv-1219	0.00	1,430.00	0.00	0.00
30/12/2022	Credit interest	0.00	0.00	1.91	1.91
30/12/2022	Credit interest	0.00	1.91	0.00	0.00
19/01/2023	ATO003000017696926ATO 012721	0.00	0.00	3,195.36	3,195.36
19/01/2023	ATO003000017696926ATO 012721	0.00	3,195.36	0.00	0.00
31/01/2023	Credit interest	0.00	0.00	2.26	2.26
31/01/2023	Credit interest	0.00	2.26	0.00	0.00
28/02/2023	001289712252 CHC DST 323551	0.00	0.00	0.21	0.21
28/02/2023	001289712252 CHC DST 323551	0.00	0.21	0.00	0.00
28/02/2023	Credit interest	0.00	0.00	2.82	2.82
28/02/2023	Credit interest	0.00	2.82	0.00	0.00
07/03/2023	001290614496 VCX DST 218865	0.00	0.00	0.06	0.06

Date	Description	Quantity	Debits	Credits	Balance
07/03/2023	001290614496 VCX DST 218865	0.00	0.06	0.00	0.00
10/03/2023	23MAR/00804852 CODAN DIVIDEND 396297	0.00	0.00	0.09	0.09
10/03/2023	23MAR/00804852 CODAN DIVIDEND 396297	0.00	0.09	0.00	0.00
17/03/2023	MAR23/00803414 BABY BUNTING GRP 458106	0.00	0.00	0.03	0.03
17/03/2023	MAR23/00803414 BABY BUNTING GRP 458106	0.00	0.03	0.00	0.00
17/03/2023	MAR23/00803965 JUMBO INTERACTIV 358020	0.00	0.00	0.23	0.23
17/03/2023	MAR23/00803965 JUMBO INTERACTIV 358020	0.00	0.23	0.00	0.00
22/03/2023	S00033577176 MA Financial DIV 255730	0.00	0.00	1,284.36	1,284.36
22/03/2023	S00033577176 MA Financial DIV 255730	0.00	1,284.36	0.00	0.00
23/03/2023	001293348608 OML FNL DIV 302169	0.00	0.00	0.03	0.03
23/03/2023	001293348608 OML FNL DIV 302169	0.00	0.03	0.00	0.00
23/03/2023	001293533560 TLC DIV 302169	0.00	0.00	0.09	0.09
23/03/2023	001293533560 TLC DIV 302169	0.00	0.09	0.00	0.00
28/03/2023	001293685472 BSL ITM DIV 217053	0.00	0.00	0.25	0.25
28/03/2023	001293685472 BSL ITM DIV 217053	0.00	0.25	0.00	0.00
28/03/2023	AUI23/00801240 DSK DIVIDEND 458106	0.00	0.00	0.08	0.08
28/03/2023	AUI23/00801240 DSK DIVIDEND 458106	0.00	0.08	0.00	0.00
30/03/2023	001291160409 CBA DIV 401507	0.00	0.00	2.10	2.10

Date	Description	Quantity	Debits	Credits	Balance
30/03/2023	001291160409 CBA DIV 401507	0.00	2.10	0.00	0.00
31/03/2023	001292542909 TLS ITM DIV 629786	0.00	0.00	0.09	0.09
31/03/2023	001292542909 TLS ITM DIV 629786	0.00	0.01	0.00	0.08
31/03/2023	001292542909 TLS ITM DIV 629786	0.00	0.08	0.00	0.00
31/03/2023	Credit interest	0.00	0.00	3.30	3.30
31/03/2023	Credit interest	0.00	3.30	0.00	0.00
31/03/2023	MAR23/00804953 MONADELPHOUS LTD 458106	0.00	0.00	0.24	0.24
31/03/2023	MAR23/00804953 MONADELPHOUS LTD 458106	0.00	0.24	0.00	0.00
31/03/2023	S00033577176 CREDIT CORP 255730	0.00	0.00	0.23	0.23
31/03/2023	S00033577176 CREDIT CORP 255730	0.00	0.23	0.00	0.00
04/04/2023	001294731448 AUB DIV 302169	0.00	0.00	0.17	0.17
04/04/2023	001294731448 AUB DIV 302169	0.00	0.17	0.00	0.00
05/04/2023	APR23/00800420 AHC DIVIDEND 458106	0.00	0.00	490.00	490.00
05/04/2023	APR23/00800420 AHC DIVIDEND 458106	0.00	490.00	0.00	0.00
11/04/2023	APR23/00803874 SXL PAYMENT 458106	0.00	0.00	0.05	0.05
11/04/2023	APR23/00803874 SXL PAYMENT 458106	0.00	0.05	0.00	0.00
28/04/2023	001295480766 DVR DIV 407459	0.00	0.00	300.00	300.00
28/04/2023	001295480766 DVR DIV 407459	0.00	300.00	0.00	0.00
28/04/2023	Credit interest	0.00	0.00	3.53	3.53

Date	Description	Quantity	Debits	Credits	Balance
28/04/2023	Credit interest	0.00	3.53	0.00	0.00
31/05/2023	Credit interest	0.00	0.00	4.36	4.36
31/05/2023	Credit interest	0.00	4.36	0.00	0.00
27/06/2023	001296089295 WBC DIVIDEND 250556	0.00	0.00	0.70	0.70
27/06/2023	001296089295 WBC DIVIDEND 250556	0.00	0.70	0.00	0.00
28/06/2023	INTERNET BILL PAYMNT INTERNET BPAY ASIC 2291377224111	0.00	0.00	3.00	3.00
28/06/2023	INTERNET BILL PAYMNT INTERNET BPAY ASIC 2291377224111	0.00	3.00	0.00	0.00
30/06/2023	Credit interest	0.00	0.00	3.97	3.97
30/06/2023	Credit interest	0.00	3.97	0.00	0.00
30/06/2023	Closing Balance	0.00	0.00	0.00	0.00
<b>Member Entitlement Accounts / Mr Justin Penrose / Accumulation</b>					
01/07/2022	Opening Balance	0.00	0.00	0.00	164,989.19
30/06/2023	Income Taxes Allocated	0.00	814.05	0.00	164,175.14
30/06/2023	Investment Profit or Loss	0.00	0.00	20,286.07	184,461.21
30/06/2023	Closing Balance	0.00	0.00	0.00	184,461.21

## Permanent Documents

[OCR\\_Consent to Act as Trustee.pdf](#)

[OCR\\_Trust Deed.pdf](#)

[OCR\\_Membership Application.pdf](#)



# Self-managed superannuation fund annual return **2023**

## Who should complete this annual return?

Only self-managed superannuation funds (SMSFs) can complete this annual return. All other funds must complete the *Fund income tax return 2023* (NAT 71287).

- ! The *Self-managed superannuation fund annual return instructions 2023* (NAT 71606) (the instructions) can assist you to complete this annual return.
- The SMSF annual return cannot be used to notify us of a change in fund membership. You must update fund details via [ABR.gov.au](http://ABR.gov.au) or complete the Change of details for superannuation entities form (NAT 3036).

## To complete this annual return

- Print clearly, using a BLACK pen only.
- Use BLOCK LETTERS and print one character per box.

S M I T H S T

- Place  in ALL applicable boxes.

- Postal address for annual returns:

**Australian Taxation Office**  
**GPO Box 9845**  
**[insert the name and postcode**  
**of your capital city]**

For example;

**Australian Taxation Office**  
**GPO Box 9845**  
**SYDNEY NSW 2001**

## Section A: Fund information

**1 Tax file number (TFN)**

- To assist processing, write the fund's TFN at the top of pages 3, 5, 7 and 9.

- ! The ATO is authorised by law to request your TFN. You are not obliged to quote your TFN but not quoting it could increase the chance of delay or error in processing your annual return. See the Privacy note in the Declaration.

**2 Name of self-managed superannuation fund (SMSF)**

Penrose Investments Super Fund

**3 Australian business number (ABN)** (if applicable)

**4 Current postal address**

PO Box 230

Suburb/town

Glen Osmond

State/territory

SA

Postcode

5064

**5 Annual return status**

Is this an amendment to the SMSF's 2023 return?

**A** No  Yes

Is this the first required return for a newly registered SMSF?

**B** No  Yes

Fund's tax file number (TFN) \*\*\*\*\*

**6 SMSF auditor**

Auditor's name

Title: MR

Family name

Boys

First given name

Anthony

Other given names

SMSF Auditor Number

100014140

Auditor's phone number

04

10702708

Postal address

PO Box 3376

Suburb/town

Rundle Mall

State/territory

SA

Postcode

5000

Date audit was completed

A

Day Month Year

Was Part A of the audit report qualified?

B No  Yes 

Was Part B of the audit report qualified?

C No  Yes 

If Part B of the audit report was qualified, have the reported issues been rectified?

D No  Yes **7 Electronic funds transfer (EFT)**

We need your self-managed super fund's financial institution details to pay any super payments and tax refunds owing to you.

**A Fund's financial institution account details**

This account is used for super contributions and rollovers. Do not provide a tax agent account here.

Fund BSB number 084462

Fund account number 156667979

Fund account name

Jdpenrose Investments Pty Ltd ATF Penrose Investments Super Fund

I would like my tax refunds made to this account.  Go to C.**B Financial institution account details for tax refunds**

This account is used for tax refunds. You can provide a tax agent account here.

BSB number

Account number

Account name

**C Electronic service address alias**

Provide the electronic service address alias (ESA) issued by your SMSF messaging provider. (For example, SMSFdataESAAlias). See instructions for more information.

smsfdataflow

Fund's tax file number (TFN)

**8 Status of SMSF** Australian superannuation fund **A** No  Yes  Fund benefit structure **B**  Code  
 Does the fund trust deed allow acceptance of the Government's Super Co-contribution and Low Income Super Amounts? **C** No  Yes

**9 Was the fund wound up during the income year?**

No  Yes  If yes, provide the date on which the fund was wound up  Have all tax lodgment and payment obligations been met? No  Yes

**10 Exempt current pension income**

Did the fund pay retirement phase superannuation income stream benefits to one or more members in the income year?

⊖ To claim a tax exemption for current pension income, you must pay at least the minimum benefit payment under the law. Record exempt current pension income at Label **A**.

No  Go to Section B: Income.

Yes  Exempt current pension income amount **A** \$ .00

Which method did you use to calculate your exempt current pension income?

Segregated assets method **B**

Unsegregated assets method **C**  Was an actuarial certificate obtained? **D** Yes

Did the fund have any other income that was assessable?

**E** Yes  Go to Section B: Income.

No  Choosing 'No' means that you do not have any assessable income, including no-TFN quoted contributions. Go to Section C: Deductions and non-deductible expenses. (Do **not** complete Section B: Income.)

⊖ If you are entitled to claim any tax offsets, you can list these at Section D: Income tax calculation statement.

Fund's tax file number (TFN)

## Section B: Income

**Do not complete this section** if all superannuation interests in the SMSF were supporting superannuation income streams in the retirement phase for the **entire year**, there was **no** other income that was assessable, and you **have not** realised a deferred notional gain. If you are entitled to claim any tax offsets, you can record these at Section D: Income tax calculation statement.

### 11 Income

Did you have a capital gains tax (CGT) event during the year? **G** No  Yes

If the total capital loss or total capital gain is greater than \$10,000 or you elected to use the transitional CGT relief in 2017 and the deferred notional gain has been realised, complete and attach a *Capital gains tax (CGT) schedule 2023*.

Have you applied an exemption or rollover? **M** No  Yes  Code

Net capital gain **A** \$ -00

Gross rent and other leasing and hiring income **B** \$ -00

Gross interest **C** \$ -00

Forestry managed investment scheme income **X** \$ -00

Gross foreign income <b>D1</b> \$ <input type="text" value="0"/> -00	Net foreign income <b>D</b> \$ <input type="text" value="0"/> -00	Loss <input type="checkbox"/>
--	---	-------------------------------

Australian franking credits from a New Zealand company **E** \$ -00

Transfers from foreign funds **F** \$ -00 Number

Gross payments where ABN not quoted **H** \$ -00

**Calculation of assessable contributions**

Assessable employer contributions **R1** \$ -00

plus Assessable personal contributions **R2** \$ -00

plus **#No-TFN-quoted contributions** **R3** \$ -00  
*(an amount must be included even if it is zero)*

less Transfer of liability to life insurance company or PST **R6** \$ -00

Gross distribution from partnerships **I** \$ -00

\*Unfranked dividend amount **J** \$ -00

\*Franked dividend amount **K** \$ -00

\*Dividend franking credit **L** \$ -00

\*Gross trust distributions **M** \$ -00

**Assessable contributions (R1 plus R2 plus R3 less R6)** **R** \$ -00

**Calculation of non-arm's length income**

\*Net non-arm's length private company dividends **U1** \$ -00

plus \*Net non-arm's length trust distributions **U2** \$ -00

plus \*Net other non-arm's length income **U3** \$ -00

\*Other income **S** \$ -00

\*Assessable income due to changed tax status of fund **T** \$ -00

**Net non-arm's length income (subject to 45% tax rate) (U1 plus U2 plus U3)** **U** \$ -00

#This is a mandatory label.  
\*If an amount is entered at this label, check the instructions to ensure the correct tax treatment has been applied.

**GROSS INCOME (Sum of labels A to U)** **W** \$ -00 Loss

Exempt current pension income **Y** \$ -00

**TOTAL ASSESSABLE INCOME (W less Y)** **V** \$ -00 Loss

Fund's tax file number (TFN)

## Section C: Deductions and non-deductible expenses

### 12 Deductions and non-deductible expenses

Under 'Deductions' list all expenses and allowances you are entitled to claim a deduction for. Under 'Non-deductible expenses', list all other expenses or normally allowable deductions that you cannot claim as a deduction (for example, all expenses related to exempt current pension income should be recorded in the 'Non-deductible expenses' column).

DEDUCTIONS		NON-DEDUCTIBLE EXPENSES	
Interest expenses within Australia	<b>A1</b> \$ <input type="text" value="0"/> -00	<b>A2</b> \$ <input type="text" value="0"/> -00	
Interest expenses overseas	<b>B1</b> \$ <input type="text" value="0"/> -00	<b>B2</b> \$ <input type="text" value="0"/> -00	
Capital works expenditure	<b>D1</b> \$ <input type="text" value="0"/> -00	<b>D2</b> \$ <input type="text" value="0"/> -00	
Decline in value of depreciating assets	<b>E1</b> \$ <input type="text" value="0"/> -00	<b>E2</b> \$ <input type="text" value="0"/> -00	
Insurance premiums – members	<b>F1</b> \$ <input type="text" value="0"/> -00	<b>F2</b> \$ <input type="text" value="0"/> -00	
SMSF auditor fee	<b>H1</b> \$ <input type="text" value="330"/> -00	<b>H2</b> \$ <input type="text" value="0"/> -00	
Investment expenses	<b>I1</b> \$ <input type="text" value="0"/> -00	<b>I2</b> \$ <input type="text" value="0"/> -00	
Management and administration expenses	<b>J1</b> \$ <input type="text" value="1215"/> -00	<b>J2</b> \$ <input type="text" value="0"/> -00	
Forestry managed investment scheme expense	<b>U1</b> \$ <input type="text" value="0"/> -00	<b>U2</b> \$ <input type="text" value="0"/> -00	
Other amounts	<b>L1</b> \$ <input type="text" value="518"/> -00	<b>L2</b> \$ <input type="text" value="0"/> -00	Code <input type="text" value="0"/>
Tax losses deducted	<b>M1</b> \$ <input type="text" value="730"/> -00		Code <input type="text" value=""/>

**TOTAL DEDUCTIONS**  
**N** \$ -00  
 (Total **A1** to **M1**)

**TOTAL NON-DEDUCTIBLE EXPENSES**  
**Y** \$ -00  
 (Total **A2** to **L2**)

**#TAXABLE INCOME OR LOSS**  
**O** \$ -00  Loss  
 (TOTAL ASSESSABLE INCOME less TOTAL DEDUCTIONS)

**TOTAL SMSF EXPENSES**  
**Z** \$ -00  
 (N plus Y)

#This is a mandatory label.

Fund's tax file number (TFN) \*\*\*\*\*

## Section D: Income tax calculation statement

**#Important:**

Section B label **R3**, Section C label **O** and Section D labels **A, T1, J, T5** and **I** are mandatory. If you leave these labels blank, you will have specified a zero amount.

### 13 Calculation statement

Please refer to the *Self-managed superannuation fund annual return instructions 2023* on how to complete the calculation statement.

#Taxable income	<b>A</b>	\$	<input type="text" value="5427"/>	<b>-00</b>
<i>(an amount must be included even if it is zero)</i>				
#Tax on taxable income	<b>T1</b>	\$	<input type="text" value="814.05"/>	
<i>(an amount must be included even if it is zero)</i>				
#Tax on no-TFN-quoted contributions	<b>J</b>	\$	<input type="text" value="0"/>	
<i>(an amount must be included even if it is zero)</i>				

Gross tax **B** \$   
*(T1 plus J)*

Foreign income tax offset	<b>C1</b>	\$	<input type="text" value="0"/>	
Rebates and tax offsets	<b>C2</b>	\$	<input type="text"/>	
Non-refundable non-carry forward tax offsets	<b>C</b>	\$	<input type="text" value="0"/>	
<i>(C1 plus C2)</i>				

SUBTOTAL 1  
**T2** \$   
*(B less C – cannot be less than zero)*

Early stage venture capital limited partnership tax offset	<b>D1</b>	\$	<input type="text" value="0"/>	
Early stage venture capital limited partnership tax offset carried forward from previous year	<b>D2</b>	\$	<input type="text" value="0"/>	
Early stage investor tax offset	<b>D3</b>	\$	<input type="text" value="0"/>	
Early stage investor tax offset carried forward from previous year	<b>D4</b>	\$	<input type="text" value="0"/>	
Non-refundable carry forward tax offsets	<b>D</b>	\$	<input type="text" value="0"/>	
<i>(D1 plus D2 plus D3 plus D4)</i>				

SUBTOTAL 2  
**T3** \$   
*(T2 less D – cannot be less than zero)*

Complying fund's franking credits tax offset	<b>E1</b>	\$	<input type="text" value="2368.22"/>	
No-TFN tax offset	<b>E2</b>	\$	<input type="text"/>	
National rental affordability scheme tax offset	<b>E3</b>	\$	<input type="text"/>	
Exploration credit tax offset	<b>E4</b>	\$	<input type="text"/>	
Refundable tax offsets	<b>E</b>	\$	<input type="text" value="2368.22"/>	
<i>(E1 plus E2 plus E3 plus E4)</i>				

#TAX PAYABLE **T5** \$   
*(T3 less E – cannot be less than zero)*

Section 102AAM interest charge  
**G** \$

Fund's tax file number (TFN)

Credit for tax withheld – foreign resident withholding (excluding capital gains)	
<b>H2 \$</b>	<input type="text" value="0"/>
Credit for tax withheld – where ABN or TFN not quoted (non-individual)	
<b>H3 \$</b>	<input type="text" value="0"/>
Credit for TFN amounts withheld from payments from closely held trusts	
<b>H5 \$</b>	<input type="text"/>
Credit for interest on no-TFN tax offset	
<b>H6 \$</b>	<input type="text"/>
Credit for foreign resident capital gains withholding amounts	
<b>H8 \$</b>	<input type="text"/>
<b>Eligible credits</b>	
<b>H \$</b>	<input type="text" value="0"/>
<i>(H2 plus H3 plus H5 plus H6 plus H8)</i>	

<b>#Tax offset refunds</b> <small>(Remainder of refundable tax offsets)</small>	<b>I \$</b>	<input type="text" value="1554.17"/>
<i>(unused amount from label E – an amount must be included even if it is zero)</i>		

<b>PAYG instalments raised</b>	
<b>K \$</b>	<input type="text" value="521"/>
<b>Supervisory levy</b>	
<b>L \$</b>	<input type="text" value="259"/>
<b>Supervisory levy adjustment for wound up funds</b>	
<b>M \$</b>	<input type="text"/>
<b>Supervisory levy adjustment for new funds</b>	
<b>N \$</b>	<input type="text"/>

<b>AMOUNT DUE OR REFUNDABLE</b> <small>A positive amount at S is what you owe, while a negative amount is refundable to you.</small>	<b>S \$</b>	<input type="text" value="-1816.17"/>
<i>(T5 plus G less H less I less K plus L less M plus N)</i>		

#This is a mandatory label.

## Section E: Losses

### 14 Losses

**!** If total loss is greater than \$100,000, complete and attach a *Losses schedule 2023*.

Tax losses carried forward to later income years	<b>U \$</b>	<input type="text" value="0"/>	<b>-00</b>
Net capital losses carried forward to later income years	<b>V \$</b>	<input type="text" value="48958"/>	<b>-00</b>

Fund's tax file number (TFN) \*\*\*\*\*

### Section F: Member information

#### MEMBER 1

Title:

Family name

First given name

Other given names

Member's TFN

See the Privacy note in the Declaration.

Day Month Year

Date of birth

#### Contributions

OPENING ACCOUNT BALANCE \$

**!** Refer to instructions for completing these labels.

Employer contributions

**A** \$

ABN of principal employer

**A1**

Personal contributions

**B** \$

CGT small business retirement exemption

**C** \$

CGT small business 15-year exemption amount

**D** \$

Personal injury election

**E** \$

Spouse and child contributions

**F** \$

Other third party contributions

**G** \$

Proceeds from primary residence disposal

**H** \$

Receipt date

Day Month Year

**H1**

Assessable foreign superannuation fund amount

**I** \$

Non-assessable foreign superannuation fund amount

**J** \$

Transfer from reserve: assessable amount

**K** \$

Transfer from reserve: non-assessable amount

**L** \$

Contributions from non-complying funds and previously non-complying funds

**T** \$

Any other contributions (including Super Co-contributions and Low Income Super Amounts)

**M** \$

**TOTAL CONTRIBUTIONS N** \$

(Sum of labels **A** to **M**)

#### Other transactions

Allocated earnings or losses

**O** \$

Loss

Inward rollovers and transfers

**P** \$

Outward rollovers and transfers

**Q** \$

Lump Sum payments

**R1** \$

Income stream payments

**R2** \$

Code

Code

Accumulation phase account balance

**S1** \$

Retirement phase account balance - Non CDBIS

**S2** \$

Retirement phase account balance - CDBIS

**S3** \$

TRIS Count

**CLOSING ACCOUNT BALANCE S** \$

(**S1** plus **S2** plus **S3**)

Accumulation phase value **X1** \$

Retirement phase value **X2** \$

Outstanding limited recourse borrowing arrangement amount **Y** \$



Fund's tax file number (TFN)

## Section H: Assets and liabilities

### 15 ASSETS

15a Australian managed investments

Listed trusts	<b>A</b>	\$	<input type="text" value="12"/>	-00
Unlisted trusts	<b>B</b>	\$	<input type="text" value="0"/>	-00
Insurance policy	<b>C</b>	\$	<input type="text" value="0"/>	-00
Other managed investments	<b>D</b>	\$	<input type="text" value="0"/>	-00

15b Australian direct investments

<b>Limited recourse borrowing arrangements</b> Australian residential real property <b>J1</b> \$ <input type="text" value="0"/> -00 Australian non-residential real property <b>J2</b> \$ <input type="text" value="0"/> -00 Overseas real property <b>J3</b> \$ <input type="text" value="0"/> -00 Australian shares <b>J4</b> \$ <input type="text" value="0"/> -00 Overseas shares <b>J5</b> \$ <input type="text" value="0"/> -00 Other <b>J6</b> \$ <input type="text" value="0"/> -00 Property count <b>J7</b> <input type="text" value="0"/>		Cash and term deposits <b>E</b> \$ <input type="text" value="67273"/> -00 Debt securities <b>F</b> \$ <input type="text" value="0"/> -00 Loans <b>G</b> \$ <input type="text" value="0"/> -00 Listed shares <b>H</b> \$ <input type="text" value="115099"/> -00 Unlisted shares <b>I</b> \$ <input type="text" value="0"/> -00 Limited recourse borrowing arrangements <b>J</b> \$ <input type="text" value="0"/> -00 Non-residential real property <b>K</b> \$ <input type="text" value="0"/> -00 Residential real property <b>L</b> \$ <input type="text" value="0"/> -00 Collectables and personal use assets <b>M</b> \$ <input type="text" value="0"/> -00 Other assets <b>O</b> \$ <input type="text" value="2077"/> -00
---	--	---

15c Other investments

Crypto-Currency	<b>N</b>	\$	<input type="text" value="0"/>	-00
-----------------	----------	----	--------------------------------	-----

15d Overseas direct investments

Overseas shares	<b>P</b>	\$	<input type="text" value="0"/>	-00
Overseas non-residential real property	<b>Q</b>	\$	<input type="text" value="0"/>	-00
Overseas residential real property	<b>R</b>	\$	<input type="text" value="0"/>	-00
Overseas managed investments	<b>S</b>	\$	<input type="text" value="0"/>	-00
Other overseas assets	<b>T</b>	\$	<input type="text" value="0"/>	-00

<b>TOTAL AUSTRALIAN AND OVERSEAS ASSETS</b>	<b>U</b>	\$	<input type="text" value="184461"/>	-00
(Sum of labels <b>A</b> to <b>T</b> )				

15e In-house assets

Did the fund have a loan to, lease to or investment in, related parties (known as in-house assets) at the end of the income year?

**A** No  Yes  \$  -00

Fund's tax file number (TFN)

**15f Limited recourse borrowing arrangements**

If the fund had an LRBA were the LRBA borrowings from a licensed financial institution? **A** No  Yes

Did the members or related parties of the fund use personal guarantees or other security for the LRBA? **B** No  Yes

**16 LIABILITIES**

Borrowings for limited recourse borrowing arrangements	<b>V1</b> \$ <input type="text" value=""/>	-00	
Permissible temporary borrowings	<b>V2</b> \$ <input type="text" value=""/>	-00	
Other borrowings	<b>V3</b> \$ <input type="text" value=""/>	-00	
	Borrowings	<b>V</b> \$ <input type="text" value="0"/>	-00
Total member closing account balances (total of all <b>CLOSING ACCOUNT BALANCES</b> from Sections F and G)	<b>W</b> \$ <input type="text" value="184461"/>	-00	
Reserve accounts	<b>X</b> \$ <input type="text" value="0"/>	-00	
Other liabilities	<b>Y</b> \$ <input type="text" value="0"/>	-00	
<b>TOTAL LIABILITIES</b>	<b>Z</b> \$ <input type="text" value="184461"/>	-00	

**Section I: Taxation of financial arrangements**

**17 Taxation of financial arrangements (TOFA)**

Total TOFA gains **H** \$

Total TOFA losses **I** \$

**Section J: Other information**

**Family trust election status**

If the trust or fund has made, or is making, a family trust election, write the four-digit **income year specified** of the election (for example, for the 2022–23 income year, write **2023**). **A**

If revoking or varying a family trust election, print **R** for revoke or print **V** for variation, and complete and attach the *Family trust election, revocation or variation 2023*. **B**

**Interposed entity election status**

If the trust or fund has an existing election, write the earliest income year specified. If the trust or fund is making one or more elections this year, write the earliest income year being specified and complete an *Interposed entity election or revocation 2023* for each election. **C**

If revoking an interposed entity election, print **R**, and complete and attach the *Interposed entity election or revocation 2023*. **D**

Section K: **Declarations**

 Penalties may be imposed for false or misleading information in addition to penalties relating to any tax shortfalls.

**Important**

Before making this declaration check to ensure that all income has been disclosed and the annual return, all attached schedules and any additional documents are true and correct in every detail. If you leave labels blank, you will have specified a zero amount or the label was not applicable to you. If you are in doubt about any aspect of the annual return, place all the facts before the ATO.

**Privacy**

The ATO is authorised by the *Taxation Administration Act 1953* to request the provision of tax file numbers (TFNs). We will use the TFN to identify the entity in our records. It is not an offence not to provide the TFN. However if you do not provide the TFN, the processing of this form may be delayed.

Taxation law authorises the ATO to collect information and disclose it to other government agencies. For information about your privacy go to [ato.gov.au/privacy](http://ato.gov.au/privacy)

**TRUSTEE'S OR DIRECTOR'S DECLARATION:**

I declare that, the current trustees and directors have authorised this annual return and it is documented as such in the SMSF's records. I have received a copy of the audit report and are aware of any matters raised therein. The information on this annual return, including any attached schedules and additional documentation is true and correct.

Authorised trustee's, director's or public officer's signature

Date  /  /   
Day / Month / Year

**Preferred trustee or director contact details:**

Title:

Family name

First given name

Other given names

Phone number

Email address

Non-individual trustee name (if applicable)

ABN of non-individual trustee

Time taken to prepare and complete this annual return  Hrs

 The Commissioner of Taxation, as Registrar of the Australian Business Register, may use the ABN and business details which you provide on this annual return to maintain the integrity of the register. For further information, refer to the instructions.

**TAX AGENT'S DECLARATION:**

I declare that the *Self-managed superannuation fund annual return 2023* has been prepared in accordance with information provided by the trustees, that the trustees have given me a declaration stating that the information provided to me is true and correct, and that the trustees have authorised me to lodge this annual return.

Tax agent's signature

Date  /  /   
Day / Month / Year

**Tax agent's contact details**

Title:

Family name

First given name

Other given names

Tax agent's practice

Tax agent's phone number

Reference number

Tax agent number

**Penrose Investments Super Fund**  
**Investment Revaluation as at 30 June 2023**

Investment		Price Date	Market Price	Quantity	Market Value	Change in Market Value
<b>Listed Securities Market</b>						
ACR	Acrux Limited (ASX:ACR)	30 Jun 2023	0.04200	1.00000	0.04	(0.01)
AHC	Austco Healthcare Limited (ASX:AHC)	30 Jun 2023	0.17000	280,000.00000	47,600.00	19,600.00
ALG	Ardent Leisure Group Limited (ASX:ALG)	30 Jun 2023	0.45000	1.00000	0.45	(0.48)
AUB	Austbrokers Holdings Limited (ASX:AUB)	30 Jun 2023	29.40000	1.00000	29.40	11.72
AVG	Australian Vintage Ltd (ASX:AVG)	30 Jun 2023	0.40000	2.00000	0.80	(0.56)
BBN	Baby Bunting Group Limited (ASX:BBN)	30 Jun 2023	1.37500	1.00000	1.38	(2.70)
BSL	Bluescope Steel Limited (ASX:BSL)	30 Jun 2023	20.55000	1.00000	20.55	4.65
CBA	Commonwealth Bank of Australia (ASX:CBA)	30 Jun 2023	100.27000	1.00000	100.27	9.89
CCP	Credit Corp Group Limited (ASX:CCP)	30 Jun 2023	19.80000	1.00000	19.80	(0.48)
CDA	Codan Limited (ASX:CDA)	30 Jun 2023	8.03000	1.00000	8.03	1.07
CHC	Charter Hall Group (ASX:CHC)	30 Jun 2023	10.71000	1.00000	10.71	(0.12)
CYM	Cyprium Metals Limited (ASX:CYM)	20 Feb 2023	0.11000	0.00000	0.00	8,444.01
DNK	Danakali Limited (ASX:DNK)	3 Apr 2023	0.41000	1.00000	0.41	0.18
DSK	Dusk Group Limited (ASX:DSK)	30 Jun 2023	1.02500	1.00000	1.02	13,714.53
DVR	Diverger Limited (ASX:DVR)	30 Jun 2023	0.80000	15,000.00000	12,000.00	(150.00)
ERA	Energy Resources of Australia Limited (ASX:ERA)	30 Jun 2023	0.03000	1.00000	0.03	(0.16)
FDV	Frontier Digital Ventures Limited (ASX:FDV)	30 Jun 2023	0.39500	0.00000	0.00	8,564.89
IXR	Ionic Rare Earths Limited (ASX:IXR)	30 Jun 2023	0.02200	385,000.00000	8,470.00	(6,545.00)
JIN	Jumbo Interactive Limited (ASX:JIN)	30 Jun 2023	14.26000	1.00000	14.26	0.04
LBL	Laserbond Limited (ASX:LBL)	30 Jun 2023	0.75000	1.00000	0.75	0.09
MAF	Ma Financial Group Limited (ASX:MAF)	30 Jun 2023	5.08000	9,174.00000	46,603.92	5,320.92
MND	Monadelphous Group Limited (ASX:MND)	30 Jun 2023	11.72000	1.00000	11.72	1.77
MQG	Macquarie Group Limited (ASX:MQG)	30 Jun 2023	177.62000	1.00000	177.62	13.11
MRQ	Mrg Metals Limited (ASX:MRQ)	30 Jun 2023	0.00200	0.00000	0.00	5,010.80
OBL	Omni Bridgeway Limited (ASX:OBL)	30 Jun 2023	2.62000	1.00000	2.62	(0.93)
OML	Ooh!Media Limited (ASX:OML)	30 Jun 2023	1.18000	1.00000	1.18	(0.03)

**Penrose Investments Super Fund**  
**Investment Revaluation as at 30 June 2023**

Investment	Price Date	Market Price	Quantity	Market Value	Change in Market Value
<b>Listed Securities Market</b>					
PTX Prescient Therapeutics Limited (ASX:PTX)	30 Jun 2023	0.08100	1.00000	0.08	(0.08)
RCE Recce Pharmaceuticals Ltd (ASX:RCE)	30 Jun 2023	0.62500	1.00000	0.62	(0.27)
SXL Southern Cross Media Group Limited (ASX:SXL)	30 Jun 2023	0.86500	1.00000	0.86	(0.14)
TAH Tabcorp Holdings Limited (ASX:TAH)	30 Jun 2023	1.11000	0.00000	0.00	(1,792.50)
TLC The Lottery Corporation Limited (ASX:TLC)	30 Jun 2023	5.13000	1.00000	5.13	0.61
TLS Telstra Corporation Limited (ASX:TLS)	30 Jun 2023	4.30000	1.00000	4.30	3.45
TRY Troy Resources Limited (ASX:TRY)	30 Jun 2023	0.00000	1.00000	0.00	(0.04)
TYR Tyro Payments Limited (ASX:TYR)	30 Jun 2023	1.14000	1.00000	1.14	0.54
VCX Vicinity Centres (ASX:VCX)	30 Jun 2023	1.84500	1.00000	1.84	0.00
WBC Westpac Banking Corporation (ASX:WBC)	30 Jun 2023	21.34000	1.00000	21.34	1.84
<b>Listed Securities Market Total</b>				<b>115,110.27</b>	<b>52,210.61</b>
<b>Unlisted Market</b>					
ICS Icsglobal Limited (ASX:ICS)	18 Jun 2021	2.19000	1.00000	2.19	0.00
<b>Unlisted Market Total</b>				<b>2.19</b>	<b>0.00</b>
<b>Fund Total</b>				<b>115,112.46</b>	<b>52,210.61</b>

**Penrose Investments Super Fund**  
**Investment Income Comparison Report**  
**For the period 1 July 2022 to 30 June 2023**

Payment Date	Income Type	Ledger Data		Diff *	Announcement Data					
		Total Income	Tax Credits+		Quantity	Held < 45 Days	Amount Per Unit	Total Income	Tax Credits+	
<b>Cash At Bank</b>										
<b>NABBANK: NAB Cash Manager</b>										
29/07/2022	Interest	0.15	0.00							
31/08/2022	Interest	0.59	0.00							
30/09/2022	Interest	0.73	0.00							
31/10/2022	Interest	1.75	0.00							
30/11/2022	Interest	2.19	0.00							
30/12/2022	Interest	1.91	0.00							
31/01/2023	Interest	2.26	0.00							
28/02/2023	Interest	2.82	0.00							
31/03/2023	Interest	3.30	0.00							
28/04/2023	Interest	3.53	0.00							
31/05/2023	Interest	4.36	0.00							
30/06/2023	Interest	3.97	0.00							
		27.56	0.00							
<b>Total</b>		<b>27.56</b>	<b>0.00</b>							
<b>Shares in Listed Companies</b>										
<b>AHC: Austco Healthcare Limited (ASX:AHC)</b>										
07/10/2022	Dividend	840.00	280.00		280,000	0	0.0030	840.00	280.00	
05/04/2023	Dividend	490.00	163.33		280,000	0	0.0018	490.00	163.33	
		1,330.00	443.33					1,330.00	443.33	
<b>ALG: Ardent Leisure Group Limited (ASX:ALG)</b>										
13/07/2022	Dividend	0.54	0.00	*	1	0	0.4893	0.49	0.00	
		0.54	0.00					0.49	0.00	
<b>AUB: Austbrokers Holdings Limited (ASX:AUB)</b>										
07/10/2022	Dividend	0.38	0.16		1	0	0.3800	0.38	0.16	
04/04/2023	Dividend	0.17	0.07		1	0	0.1700	0.17	0.07	
		0.55	0.23					0.55	0.23	
<b>AVG: Australian Vintage Ltd (ASX:AVG)</b>										
16/12/2022	Dividend	0.07	0.02		2	0	0.0340	0.07	0.02	
		0.07	0.02					0.07	0.02	
<b>BBN: Baby Bunting Group Limited (ASX:BBN)</b>										
09/09/2022	Dividend	0.09	0.04		1	0	0.0900	0.09	0.04	
17/03/2023	Dividend	0.03	0.01		1	0	0.0270	0.03	0.01	
		0.12	0.05					0.12	0.05	
<b>BSL: Bluescope Steel Limited (ASX:BSL)</b>										
12/10/2022	Dividend	0.25	0.00		1	0	0.2500	0.25	0.00	
28/03/2023	Dividend	0.25	0.11		1	0	0.2500	0.25	0.11	
		0.50	0.11					0.50	0.11	
<b>CBA: Commonwealth Bank of Australia (ASX:CBA)</b>										
29/09/2022	Dividend	2.10	0.90		1	0	2.1000	2.10	0.90	

+Note: Tax Credits refer to franking credits for domestic income and foreign tax credits where the income is foreign in nature.

**Penrose Investments Super Fund**  
**Investment Income Comparison Report**  
**For the period 1 July 2022 to 30 June 2023**

Payment Date	Income Type	Ledger Data			Announcement Data					
		Total Income	Tax Credits+	Diff *	Quantity	Held < 45 Days	Amount Per Unit	Total Income	Tax Credits+	
30/03/2023	Dividend	2.10	0.90		1	0	2.1000	2.10	0.90	
		4.20	1.80					4.20	1.80	
<b>CCP: Credit Corp Group Limited (ASX:CCP)</b>										
12/09/2022	Dividend	0.36	0.15		1	0	0.3600	0.36	0.15	
31/03/2023	Dividend	0.23	0.10		1	0	0.2300	0.23	0.10	
		0.59	0.25					0.59	0.25	
<b>CDA: Codan Limited (ASX:CDA)</b>										
07/09/2022	Dividend	0.15	0.06		1	0	0.1500	0.15	0.06	
10/03/2023	Dividend	0.09	0.04		1	0	0.0900	0.09	0.04	
		0.24	0.10					0.24	0.10	
<b>DSK: Dusk Group Limited (ASX:DSK)</b>										
27/09/2022	Dividend	0.10	0.04		1	0	0.1000	0.10	0.04	
28/03/2023	Dividend	0.08	0.03		1	0	0.0800	0.08	0.03	
		0.18	0.07					0.18	0.07	
<b>DVR: Diverger Limited (ASX:DVR)</b>										
27/09/2022	Dividend	525.00	225.00		15,000	0	0.0350	525.00	225.00	
28/04/2023	Dividend	300.00	128.57		15,000	0	0.0200	300.00	128.57	
		825.00	353.57					825.00	353.57	
<b>JIN: Jumbo Interactive Limited (ASX:JIN)</b>										
23/09/2022	Dividend	0.21	0.09	*	1	0	0.2050	0.20	0.09	
17/03/2023	Dividend	0.23	0.10		1	0	0.2300	0.23	0.10	
		0.44	0.19					0.43	0.19	
<b>LBL: Laserbond Limited (ASX:LBL)</b>										
07/10/2022	Dividend	0.02	0.00	*	1	0	0.0080	0.01	0.00	
31/03/2023	Dividend	0.01	0.00		1	0	0.0080	0.01	0.00	
		0.03	0.00					0.02	0.00	
<b>MAF: Ma Financial Group Limited (ASX:MAF)</b>										
21/09/2022	Dividend	550.44	235.90		9,174	0	0.0600	550.44	235.90	
22/03/2023	Dividend	1,284.36	550.44		9,174	0	0.1400	1,284.36	550.44	
		1,834.80	786.34					1,834.80	786.34	
<b>MND: Monadelphous Group Limited (ASX:MND)</b>										
30/09/2022	Dividend	0.25	0.11		1	0	0.2500	0.25	0.11	
31/03/2023	Dividend	0.24	0.10		1	0	0.2400	0.24	0.10	
		0.49	0.21					0.49	0.21	
<b>MQG: Macquarie Group Limited (ASX:MQG)</b>										
04/07/2022	Dividend	3.50	0.60		1	0	3.5000	3.50	0.60	
13/12/2022	Dividend	3.00	0.51		1	0	3.0000	3.00	0.51	
		6.50	1.11					6.50	1.11	
<b>OML: Ooh!Media Limited (ASX:OML)</b>										
23/09/2022	Dividend	0.02	0.01		1	0	0.0150	0.02	0.01	
23/03/2023	Dividend	0.03	0.01		1	0	0.0300	0.03	0.01	
		0.05	0.02					0.05	0.02	
<b>SXL: Southern Cross Media Group Limited (ASX:SXL)</b>										
04/10/2022	Dividend	0.05	0.02		1	0	0.0475	0.05	0.02	

+Note: Tax Credits refer to franking credits for domestic income and foreign tax credits where the income is foreign in nature.

**Penrose Investments Super Fund**  
**Investment Income Comparison Report**  
**For the period 1 July 2022 to 30 June 2023**

Payment Date	Income Type	Ledger Data			Announcement Data				
		Total Income	Tax Credits+	Diff *	Quantity	Held < 45 Days	Amount Per Unit	Total Income	Tax Credits+
11/04/2023	Dividend	0.05	0.02		1	0	0.0460	0.05	0.02
		0.10	0.04					0.10	0.04
<b>TAH: Tabcorp Holdings Limited (ASX:TAH)</b>									
23/09/2022	Dividend	1,820.06	780.03		28,001	0	0.0650	1,820.06	780.03
		1,820.06	780.03					1,820.06	780.03
<b>TLC: The Lottery Corporation Limited (ASX:TLC)</b>									
27/03/2023	Dividend	0.09	0.04		1	0	0.0900	0.09	0.04
		0.09	0.04					0.09	0.04
<b>TLS: Telstra Corporation Limited (ASX:TLS)</b>									
21/09/2022	Dividend	0.09	0.03	*	1	0	0.0850	0.08	0.03
31/03/2023	Dividend	0.08	0.03		1	0	0.0850	0.08	0.03
		0.17	0.06					0.16	0.06
<b>WBC: Westpac Banking Corporation (ASX:WBC)</b>									
20/12/2022	Dividend	0.64	0.27		1	0	0.6400	0.64	0.27
27/06/2023	Dividend	0.70	0.30		1	0	0.7000	0.70	0.30
		1.34	0.57					1.34	0.57
<b>Total</b>		<b>5,826.06</b>	<b>2,368.14</b>					<b>5,825.98</b>	<b>2,368.14</b>
<b>Stapled Securities</b>									
<b>CHC: Charter Hall Group (ASX:CHC)</b>									
31/08/2022	Distribution	0.09	0.00	*					
31/08/2022	Dividend	0.00	0.00	*	1	0	0.0920	0.09	0.04
29/12/2022	Distribution	0.21	0.00	*	1	0	0.2084	0.21	0.04
29/06/2023	Distribution	0.12	0.00		1	0	0.1190	0.12	0.00
		0.42	0.00					0.42	0.08
<b>VCX: Vicinity Centres (ASX:VCX)</b>									
22/08/2022	Distribution	0.06	0.00		1	0	0.0570	0.06	0.00
20/02/2023	Distribution	0.06	0.00		1	0	0.0575	0.06	0.00
		0.12	0.00					0.12	0.00
<b>Total</b>		<b>0.54</b>	<b>0.00</b>					<b>0.54</b>	<b>0.08</b>

+Note: Tax Credits refer to franking credits for domestic income and foreign tax credits where the income is foreign in nature.



**Penrose Investments Super Fund**  
**Tax Accounting Reconciliation**  
**For the period 1 July 2022 to 30 June 2023**

<b>Operating Statement Profit vs. Provision for Income Tax</b>	<b>2023</b>	
	<b>\$</b>	
<b>Benefits Accrued as a Result of Operations before Income Tax</b>	<b>20,286.07</b>	
<b><u>ADD:</u></b>		
Realised Capital Losses	38,084.45	
<b><u>LESS:</u></b>		
Increase in Market Value	52,210.61	
Carry Forward Accounting Loss	730.00	
Distributed Capital Gains	0.18	
Non-Taxable Income	0.09	
Rounding	2.64	
<b>Taxable Income or Loss</b>	<b>5,427.00</b>	
	<b>Income Amount</b>	
	<b>Tax Amount</b>	
Gross Tax @ 15% for Concessional Income	5,427.00	814.05
Gross Tax @ 45% for Net Non-Arm's Length Income	0.00	0.00
No-TFN Quoted Contributions @ 32%	0.00	0.00
Change in Carried Forward Losses	(730.00)	0.00
<b>Provision for Income Tax</b>		<b>814.05</b>

**Provision for Income Tax vs. Income Tax Expense**

<b>Provision for Income Tax</b>	<b>814.05</b>
<b>Income Tax Expense</b>	<b>814.05</b>

**Provision for Income Tax vs. Income Tax Payable**

<b>Provision for Income Tax</b>	<b>814.05</b>
<b><u>LESS:</u></b>	
Franking Credits	2,368.22
Income Tax Instalments Paid	521.00
<b>Income Tax Payable (Receivable)</b>	<b>(2,075.17)</b>

**Exempt Current Pension Income Settings**

Pension Exempt % (Actuarial)	0.0000%
Pension Exempt % (Expenses)	0.0000%
Assets Segregated For Pensions	No

**Penrose Investments Super Fund**  
**Statement of Taxable Income**  
**For the Period from 1 July 2022 to 30 June 2023**

Description	Investment Reference	Date	Tax Return Ref.	Amount
				<b>Section B</b>
<b>Income</b>				
<b>Net Capital Gain</b>				
Gross Capital Gain - Shares & Units - Listed Shares	As Per Investment Disposals CGT Report	30 Jun 2023	A	643.00
Deferred Capital Gain Realised		30 Jun 2023	A	0.00
Less Capital Losses Applied		30 Jun 2023	A	(643.00)
Less Discount		30 Jun 2023	A	0.00
<b>Total Net Capital Gain</b>			<b>A</b>	<b>0.00</b>
<b>Total Gross Rent and Other Leasing &amp; Hiring Income</b>			<b>B</b>	<b>0.00</b>
<b>Gross Interest</b>				
Credit interest	NABBANK: NAB Cash Manager	29 Jul 2022	C	0.15
Credit interest	NABBANK: NAB Cash Manager	31 Aug 2022	C	0.59
Credit interest	NABBANK: NAB Cash Manager	30 Sep 2022	C	0.73
Credit interest	NABBANK: NAB Cash Manager	31 Oct 2022	C	1.75
Credit interest	NABBANK: NAB Cash Manager	30 Nov 2022	C	2.19
Credit interest	NABBANK: NAB Cash Manager	30 Dec 2022	C	1.91
Credit interest	NABBANK: NAB Cash Manager	31 Jan 2023	C	2.26
Credit interest	NABBANK: NAB Cash Manager	28 Feb 2023	C	2.82
Credit interest	NABBANK: NAB Cash Manager	31 Mar 2023	C	3.30
Credit interest	NABBANK: NAB Cash Manager	28 Apr 2023	C	3.53
Credit interest	NABBANK: NAB Cash Manager	31 May 2023	C	4.36
Credit interest	NABBANK: NAB Cash Manager	30 Jun 2023	C	3.97
Less Rounding			C	(0.56)
<b>Total Gross Interest</b>			<b>C</b>	<b>27.00</b>
<b>Total Forestry Managed Investment Scheme Income</b>			<b>X</b>	<b>0.00</b>
<b>Total Net Foreign Income</b>			<b>D</b>	<b>0.00</b>
<b>Total Australian Franking Credits from a New Zealand Company</b>			<b>E</b>	<b>0.00</b>
<b>Total Transfers from Foreign Funds</b>			<b>F</b>	<b>0.00</b>
<b>Total Gross Payments where ABN not quoted</b>			<b>H</b>	<b>0.00</b>
<b>Total Gross Distribution from Partnerships</b>			<b>I</b>	<b>0.00</b>
<b>Unfranked Dividend Amount</b>				
ALG AUD 0.489301 SPEC, UNFRANKED, 0.489301 CFI, DRP SUSP	ALG: Ardent Leisure Group Limited	13 Jul 2022	J	0.05
ALG AUD 0.489301 SPEC, UNFRANKED, 0.489301 CFI, DRP SUSP	ALG: Ardent Leisure Group Limited	13 Jul 2022	J	0.49
AVG AUD 0.0204 FRANKED, 30% CTR, NIL CFI, DRP SUSP	AVG: Australian Vintage Ltd	16 Dec 2022	J	0.03
BSL AUD UNFRANKED, 0.25 CFI, DRP SUSP	BSL: Bluescope Steel Limited	12 Oct 2022	J	0.25
MQG AUD 1.4 FRANKED, 30% CTR, 2.1 CFI, DRP 1.5% DISC	MQG: Macquarie Group Limited	04 Jul 2022	J	2.10
MQG AUD 1.2 FRANKED, 30% CTR, 1.8 CFI, DRP NIL DISC	MQG: Macquarie Group Limited	13 Dec 2022	J	1.80
Less Rounding			J	(0.72)

**Penrose Investments Super Fund**  
**Statement of Taxable Income**  
**For the Period from 1 July 2022 to 30 June 2023**

Description	Investment Reference	Date	Tax Return Ref.	Amount
<b>Total Unfranked Dividend Amount</b>			<b>J</b>	<b>4.00</b>
<b>Franked Dividend Amount</b>				
AHC AUD 0.003 FRANKED, 25% CTR, DRP NIL DISC	AHC: Austco Healthcare Limited	07 Oct 2022	K	840.00
AHC AUD 0.00175 FRANKED, 25% CTR, DRP 5% DISC	AHC: Austco Healthcare Limited	05 Apr 2023	K	490.00
AUB AUD 0.38 FRANKED, 30% CTR, DRP SUSP	AUB: Austbrokers Holdings Limited	07 Oct 2022	K	0.38
AUB AUD 0.17 FRANKED, 30% CTR, DRP SUSP	AUB: Austbrokers Holdings Limited	04 Apr 2023	K	0.17
AVG AUD 0.0204 FRANKED, 30% CTR, NIL CFI, DRP SUSP	AVG: Australian Vintage Ltd	16 Dec 2022	K	0.04
BBN AUD 0.09 FRANKED, 30% CTR	BBN: Baby Bunting Group Limited	09 Sep 2022	K	0.09
BBN AUD 0.027 FRANKED, 30% CTR	BBN: Baby Bunting Group Limited	17 Mar 2023	K	0.03
BSL AUD 0.25 FRANKED, 30% CTR, DRP SUSP	BSL: Bluescope Steel Limited	28 Mar 2023	K	0.25
CBA AUD 2.1 FRANKED, 30% CTR, DRP NIL DISC	CBA: Commonwealth Bank of Australia	29 Sep 2022	K	2.10
CBA AUD 2.1 FRANKED, 30% CTR, DRP NIL DISC	CBA: Commonwealth Bank of Australia	30 Mar 2023	K	2.10
CCP AUD 0.36 FRANKED, 30% CTR	CCP: Credit Corp Group Limited	12 Sep 2022	K	0.36
CCP AUD 0.23 FRANKED, 30% CTR	CCP: Credit Corp Group Limited	31 Mar 2023	K	0.23
CDA AUD 0.15 FRANKED, 30% CTR	CDA: Codan Limited	07 Sep 2022	K	0.15
CDA AUD 0.09 FRANKED, 30% CTR	CDA: Codan Limited	10 Mar 2023	K	0.09
DSK AUD 0.1 FRANKED, 30% CTR	DSK: Dusk Group Limited	27 Sep 2022	K	0.10
DSK AUD 0.08 FRANKED, 30% CTR	DSK: Dusk Group Limited	28 Mar 2023	K	0.08
DVR AUD 0.035 FRANKED, 30% CTR, DRP SUSP	DVR: Diverger Limited	27 Sep 2022	K	525.00
DVR AUD 0.02 FRANKED, 30% CTR	DVR: Diverger Limited	28 Apr 2023	K	300.00
JIN AUD 0.205 FRANKED, 30% CTR	JIN: Jumbo Interactive Limited	23 Sep 2022	K	0.21
JIN AUD 0.23 FRANKED, 30% CTR	JIN: Jumbo Interactive Limited	17 Mar 2023	K	0.23
LBL AUD 0.008 FRANKED, 25% CTR, DRP 5% DISC	LBL: Laserbond Limited	07 Oct 2022	K	0.02
LBL AUD 0.008 FRANKED, 25% CTR, DRP 5% DISC	LBL: Laserbond Limited	31 Mar 2023	K	0.01
MAF AUD 0.06 FRANKED, 30% CTR	MAF: Ma Financial Group Limited	21 Sep 2022	K	550.44
MAF AUD 0.14 FRANKED, 30% CTR	MAF: Ma Financial Group Limited	22 Mar 2023	K	1,284.36
MND AUD 0.25 FRANKED, 30% CTR, DRP NIL DISC	MND: Monadelphous Group Limited	30 Sep 2022	K	0.25
MND AUD 0.24 FRANKED, 30% CTR, DRP NIL DISC	MND: Monadelphous Group Limited	31 Mar 2023	K	0.24
MQG AUD 1.4 FRANKED, 30% CTR, 2.1 CFI, DRP 1.5% DISC	MQG: Macquarie Group Limited	04 Jul 2022	K	1.40
MQG AUD 1.2 FRANKED, 30% CTR, 1.8 CFI, DRP NIL DISC	MQG: Macquarie Group Limited	13 Dec 2022	K	1.20
OML AUD 0.015 FRANKED, 30% CTR, DRP SUSP	OML: Ooh!Media Limited	23 Sep 2022	K	0.02
OML AUD 0.03 FRANKED, 30% CTR, DRP SUSP	OML: Ooh!Media Limited	23 Mar 2023	K	0.03
SXL AUD 0.0475 FRANKED, 30% CTR, DRP SUSP	SXL: Southern Cross Media Group Limited	04 Oct 2022	K	0.05
SXL AUD 0.046 FRANKED, 30% CTR, DRP SUSP	SXL: Southern Cross Media Group Limited	11 Apr 2023	K	0.05
TAH AUD 0.065 FRANKED, 30% CTR, DRP 2.5% DISC	TAH: Tabcorp Holdings Limited	23 Sep 2022	K	1,820.06
TLC AUD 0.01 SPEC, 0.09 FRANKED, 30% CTR, DRP NIL DISC	TLC: The Lottery Corporation Limited	23 Mar 2023	K	0.09
TLS AUD 0.01 SPEC, 0.085 FRANKED, 30% CTR, DRP NIL DISC	TLS: Telstra Corporation Limited	21 Sep 2022	K	0.09
TLS AUD 0.085 FRANKED, 30% CTR, DRP NIL DISC	TLS: Telstra Corporation Limited	31 Mar 2023	K	0.08
WBC AUD 0.64 FRANKED, 30% CTR, DRP NIL DISC	WBC: Westpac Banking Corporation	20 Dec 2022	K	0.64
WBC AUD 0.7 FRANKED, 30% CTR, DRP NIL DISC	WBC: Westpac Banking Corporation	27 Jun 2023	K	0.70
<i>Less Rounding</i>			K	(0.34)
<b>Total Franked Dividend Amount</b>			<b>K</b>	<b>5,821.00</b>
<b>Dividend Franking Credit</b>				

**Penrose Investments Super Fund**  
**Statement of Taxable Income**  
**For the Period from 1 July 2022 to 30 June 2023**

Description	Investment Reference	Date	Tax Return Ref.	Amount
AHC AUD 0.003 FRANKED, 25% CTR, DRP NIL DISC	AHC: Austco Healthcare Limited	07 Oct 2022	L	280.00
AHC AUD 0.00175 FRANKED, 25% CTR, DRP 5% DISC	AHC: Austco Healthcare Limited	05 Apr 2023	L	163.33
AUB AUD 0.38 FRANKED, 30% CTR, DRP SUSP	AUB: Austbrokers Holdings Limited	07 Oct 2022	L	0.16
AUB AUD 0.17 FRANKED, 30% CTR, DRP SUSP	AUB: Austbrokers Holdings Limited	04 Apr 2023	L	0.07
AVG AUD 0.0204 FRANKED, 30% CTR, NIL CFI, DRP SUSP	AVG: Australian Vintage Ltd	16 Dec 2022	L	0.02
BBN AUD 0.09 FRANKED, 30% CTR	BBN: Baby Bunting Group Limited	09 Sep 2022	L	0.04
BBN AUD 0.027 FRANKED, 30% CTR	BBN: Baby Bunting Group Limited	17 Mar 2023	L	0.01
BSL AUD 0.25 FRANKED, 30% CTR, DRP SUSP	BSL: Bluescope Steel Limited	28 Mar 2023	L	0.11
CBA AUD 2.1 FRANKED, 30% CTR, DRP NIL DISC	CBA: Commonwealth Bank of Australia	29 Sep 2022	L	0.90
CBA AUD 2.1 FRANKED, 30% CTR, DRP NIL DISC	CBA: Commonwealth Bank of Australia	30 Mar 2023	L	0.90
CCP AUD 0.36 FRANKED, 30% CTR	CCP: Credit Corp Group Limited	12 Sep 2022	L	0.15
CCP AUD 0.23 FRANKED, 30% CTR	CCP: Credit Corp Group Limited	31 Mar 2023	L	0.10
CDA AUD 0.15 FRANKED, 30% CTR	CDA: Codan Limited	07 Sep 2022	L	0.06
CDA AUD 0.09 FRANKED, 30% CTR	CDA: Codan Limited	10 Mar 2023	L	0.04
DSK AUD 0.1 FRANKED, 30% CTR	DSK: Dusk Group Limited	27 Sep 2022	L	0.04
DSK AUD 0.08 FRANKED, 30% CTR	DSK: Dusk Group Limited	28 Mar 2023	L	0.03
DVR AUD 0.035 FRANKED, 30% CTR, DRP SUSP	DVR: Diverger Limited	27 Sep 2022	L	225.00
DVR AUD 0.02 FRANKED, 30% CTR	DVR: Diverger Limited	28 Apr 2023	L	128.57
JIN AUD 0.205 FRANKED, 30% CTR	JIN: Jumbo Interactive Limited	23 Sep 2022	L	0.09
JIN AUD 0.23 FRANKED, 30% CTR	JIN: Jumbo Interactive Limited	17 Mar 2023	L	0.10
MAF AUD 0.06 FRANKED, 30% CTR	MAF: Ma Financial Group Limited	21 Sep 2022	L	235.90
MAF AUD 0.14 FRANKED, 30% CTR	MAF: Ma Financial Group Limited	22 Mar 2023	L	550.44
MND AUD 0.25 FRANKED, 30% CTR, DRP NIL DISC	MND: Monadelphous Group Limited	30 Sep 2022	L	0.11
MND AUD 0.24 FRANKED, 30% CTR, DRP NIL DISC	MND: Monadelphous Group Limited	31 Mar 2023	L	0.10
MQG AUD 1.4 FRANKED, 30% CTR, 2.1 CFI, DRP 1.5% DISC	MQG: Macquarie Group Limited	04 Jul 2022	L	0.60
MQG AUD 1.2 FRANKED, 30% CTR, 1.8 CFI, DRP NIL DISC	MQG: Macquarie Group Limited	13 Dec 2022	L	0.51
OML AUD 0.015 FRANKED, 30% CTR, DRP SUSP	OML: Ooh!Media Limited	23 Sep 2022	L	0.01
OML AUD 0.03 FRANKED, 30% CTR, DRP SUSP	OML: Ooh!Media Limited	23 Mar 2023	L	0.01
SXL AUD 0.0475 FRANKED, 30% CTR, DRP SUSP	SXL: Southern Cross Media Group Limited	04 Oct 2022	L	0.02
SXL AUD 0.046 FRANKED, 30% CTR, DRP SUSP	SXL: Southern Cross Media Group Limited	11 Apr 2023	L	0.02
TAH AUD 0.065 FRANKED, 30% CTR, DRP 2.5% DISC	TAH: Tabcorp Holdings Limited	23 Sep 2022	L	780.03
TLC AUD 0.01 SPEC, 0.09 FRANKED, 30% CTR, DRP NIL DISC	TLC: The Lottery Corporation Limited	23 Mar 2023	L	0.04
TLS AUD 0.01 SPEC, 0.085 FRANKED, 30% CTR, DRP NIL DISC	TLS: Telstra Corporation Limited	21 Sep 2022	L	0.03
TLS AUD 0.085 FRANKED, 30% CTR, DRP NIL DISC	TLS: Telstra Corporation Limited	31 Mar 2023	L	0.03
WBC AUD 0.64 FRANKED, 30% CTR, DRP NIL DISC	WBC: Westpac Banking Corporation	20 Dec 2022	L	0.27
WBC AUD 0.7 FRANKED, 30% CTR, DRP NIL DISC	WBC: Westpac Banking Corporation	27 Jun 2023	L	0.30
<i>Less Rounding</i>			L	(0.14)
<b>Total Dividend Franking Credit</b>			<b>L</b>	<b>2,368.00</b>
<b>Gross Trust Distributions</b>				
CHC AUD 0.092 FRANKED @ 30%	CHC: Charter Hall Group	31 Aug 2022	M	0.09
Distribution - Tax Statement	CHC: Charter Hall Group	31 Aug 2022	M	(0.03)
CHC AUD 0.0938 FRANKED, 30% CTR, DRP SUSP	CHC: Charter Hall Group	29 Dec 2022	M	0.21
Distribution - Tax Statement	CHC: Charter Hall Group	29 Dec 2022	M	(0.06)

**Penrose Investments Super Fund**  
**Statement of Taxable Income**  
**For the Period from 1 July 2022 to 30 June 2023**

Description	Investment Reference	Date	Tax Return	
			Ref.	Amount
CHC AUD 0.098 FRANKED, 30% CTR, DRP SUSP	CHC: Charter Hall Group	29 Jun 2023	M	0.12
Distribution - Tax Statement	CHC: Charter Hall Group	29 Jun 2023	M	(0.04)
Distribution - Tax Statement	VCX: Vicinity Centres	22 Aug 2022	M	(0.03)
VCX Distribution - Cash	VCX: Vicinity Centres	22 Aug 2022	M	0.06
Distribution - Tax Statement	VCX: Vicinity Centres	20 Feb 2023	M	(0.03)
VCX Distribution - Cash	VCX: Vicinity Centres	20 Feb 2023	M	0.06
<i>Less Rounding</i>			M	(0.35)
<b>Total Gross Trust Distributions</b>			<b>M</b>	<b>0.00</b>
<b>Total Assessable Employer Contributions</b>			<b>R1</b>	<b>0.00</b>
<b>Total Assessable Personal Contributions</b>			<b>R2</b>	<b>0.00</b>
<b>Total No-TFN quoted contributions</b>			<b>R3</b>	<b>0.00</b>
<b>Total Transfer of Liability to life insurance company or PST</b>			<b>R6</b>	<b>0.00</b>
<b>Total Assessable Contributions</b>			<b>R</b>	<b>0.00</b>
<b>Other Income</b>				
SCH22/00800442 THINKSMART LTD 219182		16 Dec 2022	S	0.53
<i>Less Rounding</i>			S	(0.53)
<b>Total Other Income</b>			<b>S</b>	<b>0.00</b>
<b>Total Assessable Income Due to Changed Tax Status of Fund</b>			<b>T</b>	<b>0.00</b>
<b>Total Net Non-arm's Length Income</b>			<b>U</b>	<b>0.00</b>
<b>Total Exempt Current Pension Income</b>			<b>Y</b>	<b>0.00</b>
<b>Total Assessable Income</b>				<b>8,220.00</b>
<b>Deductions</b>			<b>Section C</b>	
<b>Total Interest Expenses within Australia</b>			<b>A</b>	<b>0.00</b>
<b>Total Interest Expenses Overseas</b>			<b>B</b>	<b>0.00</b>
<b>Total Capital Works Deductions</b>			<b>D</b>	<b>0.00</b>
<b>Total Deduction for Decline in Value of Depreciating Assets</b>			<b>E</b>	<b>0.00</b>
<b>Total Death or Disability Premiums</b>			<b>F</b>	<b>0.00</b>
<b>Total Death Benefit Increase</b>			<b>G</b>	<b>0.00</b>
<b>Approved Auditor Fee</b>				
INTERNET TRANSFER INTERNET TRANSFER J Penrose Inv-1219		22 Dec 2022	H	330.00
<b>Total Approved Auditor Fee</b>			<b>H</b>	<b>330.00</b>
<b>Total Investment Expenses</b>			<b>I</b>	<b>0.00</b>
<b>Management and Administration Expenses</b>				
INTERNET BILL PAYMNT INTERNET BPAY ASIC 2291377224111		16 Aug 2022	J	56.00
INTERNET BILL PAYMNT INTERNET BPAY ASIC 2291377224111		16 Aug 2022	J	56.00
INTERNET TRANSFER INTERNET TRANSFER J Penrose Inv-1219		22 Dec 2022	J	1,100.00
INTERNET BILL PAYMNT INTERNET BPAY ASIC 2291377224111		28 Jun 2023	J	3.00

**Penrose Investments Super Fund**  
**Statement of Taxable Income**  
**For the Period from 1 July 2022 to 30 June 2023**

Description	Investment Reference	Date	Tax Return Ref.	Amount
<b>Total Management and Administration Expenses</b>			<b>J</b>	<b>1,215.00</b>
<b>Total Forestry Managed Investment Scheme Deduction</b>			<b>U</b>	<b>0.00</b>
<b>Other Deductions</b>				
INTERNET BILL PAYMNT INTERNET BPAY TAX OFFICE PAYMENTS 551009161627721721 ATO003000017696926ATO 012721		17 Nov 2022	L	259.00
		19 Jan 2023	L	259.00
<b>Total Other Deductions</b>			<b>L</b>	<b>518.00</b>
<b>Tax Losses Deducted</b>				
Tax Losses Brought Forward		30 Jun 2023	M	730.00
Less Net Exempt Income		30 Jun 2023	M	0.00
<b>Total Tax Losses Deducted</b>			<b>M</b>	<b>730.00</b>
<b>Total Deductions</b>				<b>2,793.00</b>
<b>Taxable Income or Loss</b>		(V - N)	<b>O</b>	<b>5,427.00</b>

**Income Tax Calculation Statement**

**Section D**

**Gross Tax**

Gross Tax @ 15% for Concessional Income		30 Jun 2023	T1	814.05
Gross Tax @ 45% for Net Non-Arm's Length Income		30 Jun 2023	T1	0.00
No-TFN Quoted Contributions @ 32%		30 Jun 2023	J	0.00

<b>Total Gross Tax</b>				<b>814.05</b>
------------------------	--	--	--	---------------

<b>Total Credit: Foreign Tax Income Offset</b>			<b>C1</b>	<b>0.00</b>
--	--	--	-----------	-------------

<b>Total Credit: Rebates and Tax Offset</b>			<b>C2</b>	<b>0.00</b>
---	--	--	-----------	-------------

<b>Rebates and Offsets</b>			<b>C</b>	<b>0.00</b>
----------------------------	--	--	----------	-------------

<b>SUBTOTAL</b>				<b>814.05</b>
-----------------	--	--	--	---------------

**Credit: Refundable Franking Credits**

AHC AUD 0.003 FRANKED, 25% CTR, DRP NIL DISC	AHC: Austco Healthcare Limited	07 Oct 2022	E1	280.00
AHC AUD 0.00175 FRANKED, 25% CTR, DRP 5% DISC	AHC: Austco Healthcare Limited	05 Apr 2023	E1	163.33
AUB AUD 0.38 FRANKED, 30% CTR, DRP SUSP	AUB: Austbrokers Holdings Limited	07 Oct 2022	E1	0.16
AUB AUD 0.17 FRANKED, 30% CTR, DRP SUSP	AUB: Austbrokers Holdings Limited	04 Apr 2023	E1	0.07
AVG AUD 0.0204 FRANKED, 30% CTR, NIL CFI, DRP SUSP	AVG: Australian Vintage Ltd	16 Dec 2022	E1	0.02
BBN AUD 0.09 FRANKED, 30% CTR	BBN: Baby Bunting Group Limited	09 Sep 2022	E1	0.04
BBN AUD 0.027 FRANKED, 30% CTR	BBN: Baby Bunting Group Limited	17 Mar 2023	E1	0.01
BSL AUD 0.25 FRANKED, 30% CTR, DRP SUSP	BSL: Bluescope Steel Limited	28 Mar 2023	E1	0.11
CBA AUD 2.1 FRANKED, 30% CTR, DRP NIL DISC	CBA: Commonwealth Bank of Australia	29 Sep 2022	E1	0.90
CBA AUD 2.1 FRANKED, 30% CTR, DRP NIL DISC	CBA: Commonwealth Bank of Australia	30 Mar 2023	E1	0.90
CCP AUD 0.36 FRANKED, 30% CTR	CCP: Credit Corp Group Limited	12 Sep 2022	E1	0.15
CCP AUD 0.23 FRANKED, 30% CTR	CCP: Credit Corp Group Limited	31 Mar 2023	E1	0.10
CDA AUD 0.15 FRANKED, 30% CTR	CDA: Codan Limited	07 Sep 2022	E1	0.06
CDA AUD 0.09 FRANKED, 30% CTR	CDA: Codan Limited	10 Mar 2023	E1	0.04
Distribution - Tax Statement	CHC: Charter Hall Group	31 Aug 2022	E1	0.02
Distribution - Tax Statement	CHC: Charter Hall Group	29 Dec 2022	E1	0.04

**Penrose Investments Super Fund**  
**Statement of Taxable Income**  
**For the Period from 1 July 2022 to 30 June 2023**

Description	Investment Reference	Date	Tax Return Ref.	Amount
Distribution - Tax Statement	CHC: Charter Hall Group	29 Jun 2023	E1	0.02
DSK AUD 0.1 FRANKED, 30% CTR	DSK: Dusk Group Limited	27 Sep 2022	E1	0.04
DSK AUD 0.08 FRANKED, 30% CTR	DSK: Dusk Group Limited	28 Mar 2023	E1	0.03
DVR AUD 0.035 FRANKED, 30% CTR, DRP SUSP	DVR: Diverger Limited	27 Sep 2022	E1	225.00
DVR AUD 0.02 FRANKED, 30% CTR	DVR: Diverger Limited	28 Apr 2023	E1	128.57
JIN AUD 0.205 FRANKED, 30% CTR	JIN: Jumbo Interactive Limited	23 Sep 2022	E1	0.09
JIN AUD 0.23 FRANKED, 30% CTR	JIN: Jumbo Interactive Limited	17 Mar 2023	E1	0.10
MAF AUD 0.06 FRANKED, 30% CTR	MAF: Ma Financial Group Limited	21 Sep 2022	E1	235.90
MAF AUD 0.14 FRANKED, 30% CTR	MAF: Ma Financial Group Limited	22 Mar 2023	E1	550.44
MND AUD 0.25 FRANKED, 30% CTR, DRP NIL DISC	MND: Monadelphous Group Limited	30 Sep 2022	E1	0.11
MND AUD 0.24 FRANKED, 30% CTR, DRP NIL DISC	MND: Monadelphous Group Limited	31 Mar 2023	E1	0.10
MQG AUD 1.4 FRANKED, 30% CTR, 2.1 CFI, DRP 1.5% DISC	MQG: Macquarie Group Limited	04 Jul 2022	E1	0.60
MQG AUD 1.2 FRANKED, 30% CTR, 1.8 CFI, DRP NIL DISC	MQG: Macquarie Group Limited	13 Dec 2022	E1	0.51
OML AUD 0.015 FRANKED, 30% CTR, DRP SUSP	OML: Ooh!Media Limited	23 Sep 2022	E1	0.01
OML AUD 0.03 FRANKED, 30% CTR, DRP SUSP	OML: Ooh!Media Limited	23 Mar 2023	E1	0.01
SXL AUD 0.0475 FRANKED, 30% CTR, DRP SUSP	SXL: Southern Cross Media Group Limited	04 Oct 2022	E1	0.02
SXL AUD 0.046 FRANKED, 30% CTR, DRP SUSP	SXL: Southern Cross Media Group Limited	11 Apr 2023	E1	0.02
TAH AUD 0.065 FRANKED, 30% CTR, DRP 2.5% DISC	TAH: Tabcorp Holdings Limited	23 Sep 2022	E1	780.03
TLC AUD 0.01 SPEC, 0.09 FRANKED, 30% CTR, DRP NIL DISC	TLC: The Lottery Corporation Limited	23 Mar 2023	E1	0.04
TLS AUD 0.01 SPEC, 0.085 FRANKED, 30% CTR, DRP NIL DISC	TLS: Telstra Corporation Limited	21 Sep 2022	E1	0.03
TLS AUD 0.085 FRANKED, 30% CTR, DRP NIL DISC	TLS: Telstra Corporation Limited	31 Mar 2023	E1	0.03
WBC AUD 0.64 FRANKED, 30% CTR, DRP NIL DISC	WBC: Westpac Banking Corporation	20 Dec 2022	E1	0.27
WBC AUD 0.7 FRANKED, 30% CTR, DRP NIL DISC	WBC: Westpac Banking Corporation	27 Jun 2023	E1	0.30
<i>Less Rounding</i>			E1	0.00
<b>Total Credit: Refundable Franking Credits</b>			<b>E1</b>	<b>2,368.22</b>
<b>Total Credit: No-TFN Tax Offset</b>			<b>E2</b>	<b>0.00</b>
<b>Total Credit: Refundable National Rental Affordability Scheme Tax Offset</b>			<b>E3</b>	<b>0.00</b>
<b>Total Credit: Interest on Early Payments</b>			<b>H1</b>	<b>0.00</b>
<b>Total Credit: Foreign Resident Withholding</b>			<b>H2</b>	<b>0.00</b>
<b>Total Credit: ABN/TFN Not Quoted (Non-Individual)</b>			<b>H3</b>	<b>0.00</b>
<b>Total Credit: Interest on No-TFN Tax Offset</b>			<b>H6</b>	<b>0.00</b>
<b>Total Eligible Credits</b>				<b>0.00</b>
<b>Net Tax Payable</b>				<b>(1,554.17)</b>
<b>PAYG Instalments Raised</b>				
INTERNET BILL PAYMNT INTERNET BPAY TAX OFFICE PAYMENTS 001131215650404860		30 Sep 2022	K	521.00
<b>Total PAYG Instalments Raised</b>			<b>K</b>	<b>521.00</b>
<b>Total Supervisory Levy</b>			<b>L</b>	<b>259.00</b>
<b>Total Supervisory Levy Adjustment for Wound Up Funds</b>			<b>M</b>	<b>0.00</b>
<b>Total Supervisory Levy Adjustment for New Funds</b>			<b>N</b>	<b>0.00</b>

**Penrose Investments Super Fund**  
**Statement of Taxable Income**  
**For the Period from 1 July 2022 to 30 June 2023**

Description	Investment Reference	Date	Tax Return Ref.	Amount
Total Amount Due / (Refundable)			■	(1,816.17)



## Penrose Investments Super Fund

### Members Summary Report - For the period 1/07/2022 to 30/06/2023

Member's Detail	Opening Balance	Increases				Decreases				Closing Balance		
		Contrib	Tran In	Profit	Ins Proc	Tax	Exp	Ins Prem	Tran Out		Ben Paid	
<b>Mr Justin Penrose</b>												
112/38 Bank Street SOUTH MELBOURNE VIC 3205												
Accumulation	<b>Accumulation</b>	164,989.19	0.00	0.00	20,286.07	0.00	(814.05)	0.00	0.00	0.00	0.00	184,461.21
		164,989.19	0.00	0.00	20,286.07	0.00	(814.05)	0.00	0.00	0.00	0.00	184,461.21
		164,989.19	0.00	0.00	20,286.07	0.00	(814.05)	0.00	0.00	0.00	0.00	184,461.21

**Penrose Investments Super Fund**  
**Investment Summary as at 30 June 2023**

Investment	Units	Average Cost Price	Market Price	Accounting Cost	Market Value	Unrealised Accounting Gain/(Loss)	Accounting Gain/(Loss) (%)	Portfolio Weight (%)
<b><u>Bank</u></b>								
ANZ Banking Group Ltd				58,495.98	58,495.98			32.07%
NAB Cash Manager				8,777.48	8,777.48			4.81%
				<b>67,273.46</b>	<b>67,273.46</b>			<b>36.89%</b>
<b><u>Listed Securities Market</u></b>								
AcruX Limited (ASX:ACR)	1.00000	4.0000	0.0420	4.00	0.04	(3.96)	(99.00)%	- %
Austco Healthcare Limited (ASX:AHC)	280,000.00000	0.1451	0.1700	40,640.61	47,600.00	6,959.39	17.12%	26.10%
Ardent Leisure Group Limited (ASX:ALG)	1.00000	1.0300	0.4500	1.03	0.45	(0.58)	(56.31)%	- %
Austbrokers Holdings Limited (ASX:AUB)	1.00000	6.8800	29.4000	6.88	29.40	22.52	327.33%	0.02%
Australian Vintage Ltd (ASX:AVG)	2.00000	0.1650	0.4000	0.33	0.80	0.47	142.42%	- %
Baby Bunting Group Limited (ASX:BBN)	1.00000	2.6600	1.3750	2.66	1.38	(1.28)	(48.12)%	- %
Bluescope Steel Limited (ASX:BSL)	1.00000	0.5000	20.5500	0.50	20.55	20.05	4,010.00%	0.01%
Commonwealth Bank of Australia (ASX:CBA)	1.00000	50.0000	100.2700	50.00	100.27	50.27	100.54%	0.05%
Credit Corp Group Limited (ASX:CCP)	1.00000	6.2200	19.8000	6.22	19.80	13.58	218.33%	0.01%
Codan Limited (ASX:CDA)	1.00000	1.0000	8.0300	1.00	8.03	7.03	703.00%	- %
Charter Hall Group (ASX:CHC)	1.00000	2.0000	10.7100	2.00	10.71	8.71	435.50%	0.01%
Danakali Limited (ASX:DNK)	1.00000	0.2500	0.4100	0.25	0.41	0.16	64.00%	- %
Dusk Group Limited (ASX:DSK)	1.00000	3.6800	1.0250	3.68	1.02	(2.66)	(72.28)%	- %
Diverger Limited (ASX:DVR)	15,000.00000	1.0511	0.8000	15,765.75	12,000.00	(3,765.75)	(23.89)%	6.58%
Energy Resources of Australia Limited (ASX:ERA)	1.00000	1.5400	0.0300	1.54	0.03	(1.51)	(98.05)%	- %
Ionic Rare Earths Limited (ASX:IXR)	385,000.00000	0.0390	0.0220	15,030.02	8,470.00	(6,560.02)	(43.65)%	4.64%
Jumbo Interactive Limited (ASX:JIN)	1.00000	14.2000	14.2600	14.20	14.26	0.06	0.42%	0.01%
Laserbond Limited (ASX:LBL)	1.00000	0.8100	0.7500	0.81	0.75	(0.06)	(7.41)%	- %
Ma Financial Group Limited (ASX:MAF)	9,174.00000	5.4554	5.0800	50,047.53	46,603.92	(3,443.61)	(6.88)%	25.55%
Monadelphous Group Limited (ASX:MND)	1.00000	19.0000	11.7200	19.00	11.72	(7.28)	(38.32)%	0.01%

**Penrose Investments Super Fund**  
**Investment Summary as at 30 June 2023**

Investment	Units	Average Cost Price	Market Price	Accounting Cost	Market Value	Unrealised Accounting Gain/(Loss)	Accounting Gain/(Loss) (%)	Portfolio Weight (%)
<b><u>Listed Securities Market</u></b>								
Macquarie Group Limited (ASX:MQG)	1.00000	22.4300	177.6200	22.43	177.62	155.19	691.89%	0.10%
Omni Bridgeway Limited (ASX:OBL)	1.00000	1.4700	2.6200	1.47	2.62	1.15	78.23%	- %
Ooh!Media Limited (ASX:OML)	1.00000	2.5800	1.1800	2.58	1.18	(1.40)	(54.26)%	- %
Prescient Therapeutics Limited (ASX:PTX)	1.00000	0.1200	0.0810	0.12	0.08	(0.04)	(33.33)%	- %
Recce Pharmaceuticals Ltd (ASX:RCE)	1.00000	1.2100	0.6250	1.21	0.62	(0.59)	(48.76)%	- %
Southern Cross Media Group Limited (ASX:SXL)	1.00000	1.2400	0.8650	1.24	0.86	(0.38)	(30.65)%	- %
The Lottery Corporation Limited (ASX:TLC)	1.00000	2.5700	5.1300	2.57	5.13	2.56	99.61%	- %
Telstra Corporation Limited (ASX:TLS)	1.00000	0.0000	4.3000	0.00	4.30	4.30	0.00%	- %
Troy Resources Limited (ASX:TRY)	1.00000	4.2500	0.0000	4.25	0.00	(4.25)	(100.00)%	- %
Tyro Payments Limited (ASX:TYR)	1.00000	4.0200	1.1400	4.02	1.14	(2.88)	(71.64)%	- %
Vicinity Centres (ASX:VCX)	1.00000	2.0000	1.8450	2.00	1.84	(0.16)	(8.00)%	- %
Westpac Banking Corporation (ASX:WBC)	1.00000	22.0000	21.3400	22.00	21.34	(0.66)	(3.00)%	0.01%
				<b>121,661.90</b>	<b>115,110.27</b>	<b>(6,551.63)</b>	<b>(5.39)%</b>	<b>63.11%</b>
<b><u>Unlisted Market</u></b>								
Icsglobal Limited (ASX:ICS)	1.00000	0.0400	2.1900	0.04	2.19	2.15	5,375.00%	- %
				<b>0.04</b>	<b>2.19</b>	<b>2.15</b>	<b>5,375.00%</b>	<b>- %</b>
				<b>188,935.40</b>	<b>182,385.92</b>	<b>(6,549.48)</b>	<b>(3.47)%</b>	<b>100.00%</b>

The accounting cost is the original cost base adjusted by any subsequent capital call/improvement or capital return transactions. In many cases, it is not the same as the adjusted or reduced cost base, or the reset cost base resulting from the CGT relief. To view the tax cost base and unrealised gain/(loss) for tax purposes refer to the Unrealised Capital Gains Report or change the report parameter to tax cost base.

**Penrose Investments Super Fund**  
**Investment Income Summary**  
**For the period 1 July 2022 to 30 June 2023**

Total Income	Add			Less					Taxable Income (excluding Capital Gains)	Indexed Capital Gains *	Discounted Capital Gains *	Other Capital Gains *	CGT Concession Amount *	
	Franking Credits	Foreign Credits	TFN Credits	Tax Free	Tax Exempt	Tax Deferred	Distributed Capital Gains	GST						
<b><u>Bank</u></b>														
NAB Cash Manager														
27.56	0.00	0.00	0.00	0.00	0.00	0.00	0.00	0.00	0.00	27.56	0.00	0.00	0.00	0.00
<b>27.56</b>	<b>0.00</b>	<b>0.00</b>	<b>0.00</b>	<b>0.00</b>	<b>0.00</b>	<b>0.00</b>	<b>0.00</b>	<b>0.00</b>	<b>0.00</b>	<b>27.56</b>	<b>0.00</b>	<b>0.00</b>	<b>0.00</b>	<b>0.00</b>
<b><u>Listed Securities Market</u></b>														
Ardent Leisure Group Limited (ASX:ALG)														
0.54	0.00	0.00	0.00	0.00	0.00	0.00	0.00	0.00	0.00	0.54	0.00	0.00	0.00	0.00
Austbrokers Holdings Limited (ASX:AUB)														
0.55	0.23	0.00	0.00	0.00	0.00	0.00	0.00	0.00	0.00	0.78	0.00	0.00	0.00	0.00
Austco Healthcare Limited (ASX:AHC)														
1,330.00	443.33	0.00	0.00	0.00	0.00	0.00	0.00	0.00	0.00	1,773.33	0.00	0.00	0.00	0.00
Australian Vintage Ltd (ASX:AVG)														
0.07	0.02	0.00	0.00	0.00	0.00	0.00	0.00	0.00	0.00	0.09	0.00	0.00	0.00	0.00
Baby Bunting Group Limited (ASX:BBN)														
0.12	0.05	0.00	0.00	0.00	0.00	0.00	0.00	0.00	0.00	0.17	0.00	0.00	0.00	0.00
Bluescope Steel Limited (ASX:BSL)														
0.50	0.11	0.00	0.00	0.00	0.00	0.00	0.00	0.00	0.00	0.61	0.00	0.00	0.00	0.00
Charter Hall Group (ASX:CHC)														
0.42	0.08	0.00	0.00	0.00	0.05	0.00	0.16	0.00	0.00	0.29	0.00	0.08	0.00	0.08
Codan Limited (ASX:CDA)														
0.24	0.10	0.00	0.00	0.00	0.00	0.00	0.00	0.00	0.00	0.34	0.00	0.00	0.00	0.00
Commonwealth Bank of Australia (ASX:CBA)														
4.20	1.80	0.00	0.00	0.00	0.00	0.00	0.00	0.00	0.00	6.00	0.00	0.00	0.00	0.00
Credit Corp Group Limited (ASX:CCP)														

**Penrose Investments Super Fund**  
**Investment Income Summary**  
**For the period 1 July 2022 to 30 June 2023**

Total Income	Add			Less					Taxable Income (excluding Capital Gains)	Indexed Capital Gains *	Discounted Capital Gains *	Other Capital Gains *	CGT Concession Amount *
	Franking Credits	Foreign Credits	TFN Credits	Tax Free	Tax Exempt	Tax Deferred	Distributed Capital Gains	GST					
0.59	0.25	0.00	0.00	0.00	0.00	0.00	0.00	0.00	0.84	0.00	0.00	0.00	0.00
Diverger Limited (ASX:DVR)													
825.00	353.57	0.00	0.00	0.00	0.00	0.00	0.00	0.00	1,178.57	0.00	0.00	0.00	0.00
Dusk Group Limited (ASX:DSK)													
0.18	0.07	0.00	0.00	0.00	0.00	0.00	0.00	0.00	0.25	0.00	0.00	0.00	0.00
Jumbo Interactive Limited (ASX:JIN)													
0.44	0.19	0.00	0.00	0.00	0.00	0.00	0.00	0.00	0.63	0.00	0.00	0.00	0.00
Laserbond Limited (ASX:LBL)													
0.03	0.00	0.00	0.00	0.00	0.00	0.00	0.00	0.00	0.03	0.00	0.00	0.00	0.00
Ma Financial Group Limited (ASX:MAF)													
1,834.80	786.34	0.00	0.00	0.00	0.00	0.00	0.00	0.00	2,621.14	0.00	0.00	0.00	0.00
Macquarie Group Limited (ASX:MQG)													
6.50	1.11	0.00	0.00	0.00	0.00	0.00	0.00	0.00	7.61	0.00	0.00	0.00	0.00
Monadelphous Group Limited (ASX:MND)													
0.49	0.21	0.00	0.00	0.00	0.00	0.00	0.00	0.00	0.70	0.00	0.00	0.00	0.00
Ooh!Media Limited (ASX:OML)													
0.05	0.02	0.00	0.00	0.00	0.00	0.00	0.00	0.00	0.07	0.00	0.00	0.00	0.00
Southern Cross Media Group Limited (ASX:SXL)													
0.10	0.04	0.00	0.00	0.00	0.00	0.00	0.00	0.00	0.14	0.00	0.00	0.00	0.00
Tabcorp Holdings Limited (ASX:TAH)													
1,820.06	780.03	0.00	0.00	0.00	0.00	0.00	0.00	0.00	2,600.09	0.00	0.00	0.00	0.00
Telstra Corporation Limited (ASX:TLS)													
0.17	0.06	0.00	0.00	0.00	0.00	0.00	0.00	0.00	0.23	0.00	0.00	0.00	0.00
The Lottery Corporation Limited (ASX:TLC)													
0.09	0.04	0.00	0.00	0.00	0.00	0.00	0.00	0.00	0.13	0.00	0.00	0.00	0.00
Vicinity Centres (ASX:VCX)													
0.12	0.00	0.00	0.00	0.00	0.04	0.00	0.02	0.00	0.06	0.00	0.01	0.00	0.01
Westpac Banking Corporation (ASX:WBC)													
1.34	0.57	0.00	0.00	0.00	0.00	0.00	0.00	0.00	1.91	0.00	0.00	0.00	0.00

**Penrose Investments Super Fund**  
**Investment Income Summary**  
**For the period 1 July 2022 to 30 June 2023**

Total Income	Add			Less					Taxable Income (excluding Capital Gains)	Indexed Capital Gains *	Discounted Capital Gains *	Other Capital Gains *	CGT Concession Amount *
	Franking Credits	Foreign Credits	TFN Credits	Tax Free	Tax Exempt	Tax Deferred	Distributed Capital Gains	GST					
5,826.60	2,368.22	0.00	0.00	0.00	0.09	0.00	0.18	0.00	8,194.55	0.00	0.09	0.00	0.09
5,854.16	2,368.22	0.00	0.00	0.00	0.09	0.00	0.18	0.00	8,222.11	0.00	0.09	0.00	0.09

\* Distributed capital gains components correspond to the cash amount received. You should refer to Realised Capital Gains or Distribution Reconciliation Reports for tax and capital gain reporting purpose.

**Penrose Investments Super Fund  
Distribution Reconciliation Report  
For the period 1 July 2022 to 30 June 2023**

Net Distribution	Australian Income			Other Non-Assessable Amounts			Foreign Income			Capital Gains			AMIT	Gross Distribution		
	NPP Income	Franking Credits	Withholding Tax	Tax Exempt	Tax Free	Tax Deferred	Capital Returns	Assesable Amounts	Foreign Tax Credits	Discounted Capital Gains	CGT Concession Amount	Indexed Capital Gains	Other Capital Gains	Net Cost Base Increase/ (Decrease)	Accounting	Tax
<b><u>Listed Securities Market</u></b>																
Charter Hall Group (ASX:CHC)																
0.42	0.21	0.08	0.00	0.05	0.00	0.00	0.00	0.00	0.00	0.08	0.08	0.00	0.00	(0.05)	0.50	0.29
Vicinity Centres (ASX:VCX)																
0.12	0.06	0.00	0.00	0.04	0.00	0.00	0.00	0.00	0.00	0.01	0.01	0.00	0.00	(0.04)	0.12	0.06
<b>0.54</b>	<b>0.27</b>	<b>0.08</b>	<b>0.00</b>	<b>0.09</b>	<b>0.00</b>	<b>0.00</b>	<b>0.00</b>	<b>0.00</b>	<b>0.00</b>	<b>0.09</b>	<b>0.09</b>	<b>0.00</b>	<b>0.00</b>	<b>(0.09)</b>	<b>0.62</b>	<b>0.35</b>
<b>0.54</b>	<b>0.27</b>	<b>0.08</b>	<b>0.00</b>	<b>0.09</b>	<b>0.00</b>	<b>0.00</b>	<b>0.00</b>	<b>0.00</b>	<b>0.00</b>	<b>0.09</b>	<b>0.09</b>	<b>0.00</b>	<b>0.00</b>	<b>(0.09)</b>	<b>0.62</b>	<b>0.35</b>

**Reconciliation**

	Australian Income		Other Non-Assessable Amounts			Foreign Income		Capital Gains				Gross Distribution	
	NPP Income	Franking Credits	Tax Exempt	Tax Free	Tax Deferred	Assesable Amounts	Foreign Tax Credits	Disc. Capital Gains	CGT Concession Amount	Indexed Capital Gains	Other Capital Gains	Accounting	Tax
Gross Accounting Distribution	0.27	0.08	0.09	-	-	-	-	0.09	0.09	-	-	0.62	-
Gross Tax Distribution	0.27	0.08	-	-	-	-	-	-	-	-	-	-	0.35
Net Foreign Income	-	-	-	-	-	-	-	-	-	-	-	-	-
Net Distributed Capital Gain	-	-	-	-	-	-	-	0.18	N/A	-	-	-	0.18

**Penrose Investments Super Fund**  
**Realised Capital Gains**  
**For the period from 1 July 2022 to 30 June 2023**

Accounting Treatment					Taxation Treatment						
Quantity	Proceeds	Excess Tax Value*	Original Cost	Accounting Profit/(Loss)	Cost Base Calculation		Capital Gains Calculation				
					Adjusted	Reduced	Indexation	Discounted	Other	Deferred	Capital Loss
<b><u>Listed Securities Market</u></b>											
<b>Charter Hall Group (ASX:CHC)</b>											
31/08/2022	Dist	0.00	0.00	0.00				0.03			
29/12/2022	Dist	0.00	0.00	0.00				0.08			
29/06/2023	Dist	0.00	0.00	0.00				0.05			
		0.00	0.00	0.00				0.16		0.00	
<b>Cyprum Metals Limited (ASX:CYM)</b>											
17/11/2022	Sale	105,300.00	9,771.30	20,027.01	(10,255.71)	20,027.01					10,255.71
		105,300.00	9,771.30	20,027.01	(10,255.71)	20,027.01				0.00	10,255.71
<b>Dusk Group Limited (ASX:DSK)</b>											
21/07/2022	Sale	430.00	995.20	1,583.98	(588.78)	1,583.98					588.78
22/07/2022	Sale	6,381.00	14,501.83	23,505.57	(9,003.74)	23,505.57					9,003.74
		6,811.00	15,497.03	25,089.55	(9,592.52)	25,089.55				0.00	9,592.52
<b>Frontier Digital Ventures Limited (ASX:FDV)</b>											
21/04/2023	Sale	20,000.00	10,589.00	23,610.89	(13,021.89)	23,610.89					13,021.89
		20,000.00	10,589.00	23,610.89	(13,021.89)	23,610.89				0.00	13,021.89
<b>Mrg Metals Limited (ASX:MRQ)</b>											
04/11/2022	Sale	833,300.00	4,155.50	10,010.60	(5,855.10)	10,010.60					5,855.10
		833,300.00	4,155.50	10,010.60	(5,855.10)	10,010.60				0.00	5,855.10
<b>Tabcorp Holdings Limited (ASX:TAH)</b>											
02/02/2023	Sale	28,001.00	28,672.33	28,028.56	643.77	28,028.56		0.46	643.31		
		28,001.00	28,672.33	28,028.56	643.77	28,028.56		0.46	643.31	0.00	
<b>Telstra Corporation Limited (ASX:TLS)</b>											
31/10/2022	Sale	1.00	0.00	3.00	(3.00)	3.00					3.00
		1.00	0.00	3.00	(3.00)	3.00				0.00	3.00



**Penrose Investments Super Fund**  
**Realised Capital Gains**  
For the period from 1 July 2022 to 30 June 2023

	Accounting Treatment				Taxation Treatment							
	Quantity	Proceeds	Excess Tax Value*	Original Cost	Accounting Profit/(Loss)	Cost Base Calculation		Capital Gains Calculation				
						Adjusted	Reduced	Indexation	Discounted	Other	Deferred	Capital Loss
<b><u>Listed Securities Market</u></b>												
<b>Telstra Corporation Limited. - Ordinary Fully Paid Deferred Settlement (ASX:TLSDA)</b>												
01/11/2022	Sale	1.00	0.00	0.00		0.00				0.00		
		1.00	0.00	0.00		0.00				0.00	0.00	
<b>Vicinity Centres (ASX:VCX)</b>												
22/08/2022	Dist	0.00	0.00	0.00					0.01			
20/02/2023	Dist	0.00	0.00	0.00					0.01			
		0.00	0.00	0.00		0.00			0.02	0.00	0.00	
<b>Listed Securities Market Total</b>		68,685.16		106,769.61	(38,084.45)	28,028.56	78,741.05		0.64	643.31	0.00	38,728.22
<b>Grand Total</b>		<b>68,685.16</b>		<b>106,769.61</b>	<b>(38,084.45)</b>	<b>28,028.56</b>	<b>78,741.05</b>		<b>0.64</b>	<b>643.31</b>	<b>0.00</b>	<b>38,728.22</b>

\* Where there is an Excess Tax Value Amount, the Accounting Profit/(Loss) figure takes account of this. Accounting Profit/(Loss) equals Proceeds less Excess Tax Value less Original Cost.

**Penrose Investments Super Fund**  
**Realised Capital Gains**  
For the period from 1 July 2022 to 30 June 2023

**Capital Gains Tax Return Summary**

	Indexation	Discount	Other	Deferred	Total Capital Gains	Capital Losses
<b>Current Year Capital Gains</b>						
Shares & Units - Listed Shares	0.00	0.00	643.00	0.00	643.00	38,728.00
Shares & Units - Other Shares	0.00	0.00	0.00	0.00	0.00	0.00
Shares & Units - Listed Trusts	0.00	0.00	0.00	0.00	0.00	0.00
Shares & Units - Other Units	0.00	0.00	0.00	0.00	0.00	0.00
Australian Real Estate	0.00	0.00	0.00	0.00	0.00	0.00
Other Real Estate	0.00	0.00	0.00	0.00	0.00	0.00
Collectables	0.00	0.00	0.00	0.00	0.00	0.00
Other CGT Assets & Other CGT Events	0.00	0.00	0.00	0.00	0.00	0.00
Distributed Capital Gains from Trusts	0.00	0.00	0.00	0.00	0.00	0.00
	0.00	0.00	643.00	0.00	643.00	38,728.00
<b>Capital Losses Applied</b>						
Current Year	0.00	0.00	643.00	0.00	643.00	
Prior Years	0.00	0.00	0.00	0.00	0.00	
	0.00	0.00	643.00	0.00	643.00	
<b>Net Capital Gains</b>						
Net Gain after applying losses	0.00	0.00	0.00	0.00	0.00	
Discount applicable		0.00				
Net Gain after applying discount	0.00	0.00	0.00	0.00	0.00	

**Penrose Investments Super Fund**  
(ABN: 13 121 565 040)

**Consolidated Member Benefit Totals**

Period	Member Account Details
1 July 2022 - 30 June 2023	Residential Address: 112/38 Bank Street SOUTH MELBOURNE, VIC 3205
Member Number: 1	Date of Birth: 2 May 1963
Mr Justin Dominic Penrose	Date Joined Fund: 25 June 2009
	Eligible Service Date: 25 June 2009
	Tax File Number Held: Yes

*Note: this report provides a consolidated view of the Member's interests in the SMSF  
Refer to the Member Benefit Statements produced for each member account for further details*

**Your Accounts**

<b>Withdrawal Benefit as at 1 Jul 2022</b>	
Accumulation	164,989.19
<b>Total as at 1 Jul 2022</b>	<b>164,989.19</b>

<b>Withdrawal Benefit as at 30 Jun 2023</b>	
Accumulation	184,461.21
<b>Total as at 30 Jun 2023</b>	<b>184,461.21</b>

**Your Tax Components**

Tax Free	57,617.00
Taxable - Taxed	126,844.21
Taxable - Untaxed	-

**Your Preservation Components**

Preserved	184,461.21
Restricted Non Preserved	-
Unrestricted Non Preserved	-

**Your Insurance Benefits**

No insurance details have been recorded

**Your Beneficiaries**

No beneficiary details have been recorded

**Penrose Investments Super Fund**  
(ABN: 13 121 565 040)

**Member Benefit Statement**

Period	Member Account Details
1 July 2022 - 30 June 2023	Residential Address: 112/38 Bank Street SOUTH MELBOURNE, VIC 3205
<b>Member</b> Number: 1	Date of Birth: 2 May 1963
<b>Mr Justin Dominic Penrose</b>	Date Joined Fund: 25 June 2009
<b>Accumulation Account</b>	Eligible Service Date: 25 June 2009
<b>Accumulation</b>	Tax File Number Held: Yes
	Account Start Date: 25 June 2009

Your Account Summary	
<b>Withdrawal Benefit</b> as at 1 Jul 2022	<b>164,989.19</b>
<i>Increases to your account:</i>	
Share Of Net Fund Income	20,286.07
<u>Total Increases</u>	<u>20,286.07</u>
<i>Decreases to your account:</i>	
Tax on Net Fund Income	814.05
<u>Total Decreases</u>	<u>814.05</u>
<b>Withdrawal Benefit</b> as at 30 Jun 2023	<b><u>184,461.21</u></b>

Your Tax Components		
Tax Free	31.2353 %	57,617.00
Taxable - Taxed		126,844.21
Taxable - Untaxed		-

Your Preservation Components	
Preserved	184,461.21
Restricted Non Preserved	-
Unrestricted Non Preserved	-

**Your Insurance Benefits**  
No insurance details have been recorded

**Your Beneficiaries**  
No beneficiary details have been recorded

**For Enquiries:**  
phone 0426053917 | email [jdpn@iprimus.com.au](mailto:jdpn@iprimus.com.au)  
mail Penrose Investments Super Fund, 112/38 Bank Street, SOUTH MELBOURNE VIC 3205



### Trustee

The Trustee of the Fund is as follows:

Jdpenrose Investments Pty Ltd

The directors of the Trustee company are:

Justin Penrose

### Availability of Other Fund Information

Additional information regarding your membership is available on request. What your Fund can do is governed by the provisions of its Trust Deed, which is available for inspection. If you require further information or clarification of any aspect of your membership of the Fund, please contact your Fund's Administrator or Trustee.

### Trustee Disclaimer

This statement has been prepared by the Trustee for the member whose name appears at the top of this statement. While every effort has been made by the Trustee to ensure the accuracy and completeness of this statement, the Trustee does not accept any liability for any errors, omissions or misprints.

Signed on behalf of the Trustee of the Fund

.....  
Justin Penrose  
Director - Jdpenrose Investments Pty Ltd

Statement Date: 30 June 2023

**For Enquiries:**

phone 0426053917 | email [jdpn@iprimus.com.au](mailto:jdpn@iprimus.com.au)  
mail Penrose Investments Super Fund, 112/38 Bank Street, SOUTH MELBOURNE VIC 3205

**Penrose Investments Super Fund**  
**Investment Movement Summary**  
**For the period 1 July 2022 to 30 June 2023**

Investment	Opening Balance		Acquisitions		Disposals			Closing Balance		
	Qty	Cost	Qty	Cost	Qty	Proceeds	Profit/(Loss)	Qty	Cost	Market Value
<b><u>Bank</u></b>										
ANZ Banking Group Ltd		511.82		68,685.16		10,701.00	0.00		58,495.98	58,495.98
NAB Cash Manager		487.50		13,638.26		5,348.28	0.00		8,777.48	8,777.48
		999.32		82,323.42		16,049.28	0.00		67,273.46	67,273.46
<b><u>Listed Securities Market</u></b>										
AcruX Limited (ASX:ACR)	1.00	4.00	0.00	0.00	0.00	0.00	0.00	1.00	4.00	0.04
Ardent Leisure Group Limited (ASX:ALG)	1.00	1.50	0.00	0.00	0.00	0.47	0.00	1.00	1.03	0.45
Austbrokers Holdings Limited (ASX:AUB)	1.00	6.88	0.00	0.00	0.00	0.00	0.00	1.00	6.88	29.40
Austco Healthcare Limited (ASX:AHC)	280,000.00	40,640.61	0.00	0.00	0.00	0.00	0.00	280,000.00	40,640.61	47,600.00
Australian Vintage Ltd (ASX:AVG)	2.00	0.33	0.00	0.00	0.00	0.00	0.00	2.00	0.33	0.80
Baby Bunting Group Limited (ASX:BBN)	1.00	2.66	0.00	0.00	0.00	0.00	0.00	1.00	2.66	1.38
Bluescope Steel Limited (ASX:BSL)	1.00	0.50	0.00	0.00	0.00	0.00	0.00	1.00	0.50	20.55
Charter Hall Group (ASX:CHC)	1.00	2.00	0.00	0.00	0.00	0.00	0.00	1.00	2.00	10.71
Codan Limited (ASX:CDA)	1.00	1.00	0.00	0.00	0.00	0.00	0.00	1.00	1.00	8.03
Commonwealth Bank of Australia (ASX:CBA)	1.00	50.00	0.00	0.00	0.00	0.00	0.00	1.00	50.00	100.27
Credit Corp Group Limited (ASX:CCP)	1.00	6.22	0.00	0.00	0.00	0.00	0.00	1.00	6.22	19.80
Cyprium Metals Limited (ASX:CYM)	105,300.00	20,027.01	0.00	0.00	105,300.00	9,771.30	(10,255.71)	0.00	0.00	0.00
Danakali Limited (ASX:DNK)	1.00	0.25	0.00	0.00	0.00	0.00	0.00	1.00	0.25	0.41
Diverger Limited (ASX:DVR)	15,000.00	15,765.75	0.00	0.00	0.00	0.00	0.00	15,000.00	15,765.75	12,000.00
Dusk Group Limited (ASX:DSK)	6,812.00	25,093.23	0.00	0.00	6,811.00	15,497.03	(9,592.52)	1.00	3.68	1.02
Energy Resources of Australia Limited (ASX:ERA)	1.00	1.54	0.00	0.00	0.00	0.00	0.00	1.00	1.54	0.03
Frontier Digital Ventures Limited (ASX:FDV)	9,000.00	14,909.89	11,000.00	8,701.00	20,000.00	10,589.00	(13,021.89)	0.00	0.00	0.00
Ionic Rare Earths Limited (ASX:IXR)	385,000.00	15,030.02	0.00	0.00	0.00	0.00	0.00	385,000.00	15,030.02	8,470.00

**Penrose Investments Super Fund**  
**Investment Movement Summary**  
**For the period 1 July 2022 to 30 June 2023**

Investment	Opening Balance		Acquisitions		Disposals			Closing Balance		
	Qty	Cost	Qty	Cost	Qty	Proceeds	Profit/(Loss)	Qty	Cost	Market Value
Jumbo Interactive Limited (ASX:JIN)	1.00	14.20	0.00	0.00	0.00	0.00	0.00	1.00	14.20	14.26
Laserbond Limited (ASX:LBL)	1.00	0.81	0.00	0.00	0.00	0.00	0.00	1.00	0.81	0.75
Ma Financial Group Limited (ASX:MAF)	9,174.00	50,047.53	0.00	0.00	0.00	0.00	0.00	9,174.00	50,047.53	46,603.92
Macquarie Group Limited (ASX:MQG)	1.00	22.43	0.00	0.00	0.00	0.00	0.00	1.00	22.43	177.62
Monadelphous Group Limited (ASX:MND)	1.00	19.00	0.00	0.00	0.00	0.00	0.00	1.00	19.00	11.72
Mrg Metals Limited (ASX:MRQ)	833,300.00	10,010.60	0.00	0.00	833,300.00	4,155.50	(5,855.10)	0.00	0.00	0.00
Omni Bridgeway Limited (ASX:OBL)	1.00	1.47	0.00	0.00	0.00	0.00	0.00	1.00	1.47	2.62
Ooh!Media Limited (ASX:OML)	1.00	2.58	0.00	0.00	0.00	0.00	0.00	1.00	2.58	1.18
Prescient Therapeutics Limited (ASX:PTX)	1.00	0.12	0.00	0.00	0.00	0.00	0.00	1.00	0.12	0.08
Recce Pharmaceuticals Ltd (ASX:RCE)	1.00	1.21	0.00	0.00	0.00	0.00	0.00	1.00	1.21	0.62
Southern Cross Media Group Limited (ASX:SXL)	1.00	1.24	0.00	0.00	0.00	0.00	0.00	1.00	1.24	0.86
Tabcorp Holdings Limited (ASX:TAH)	28,001.00	28,028.56	0.00	0.00	28,001.00	28,672.33	643.77	0.00	0.00	0.00
Telstra Corporation Limited (ASX:TLS)	1.00	3.00	1.00	0.00	1.00	0.00	(3.00)	1.00	0.00	4.30
Telstra Corporation Limited. - Ordinary Fully Paid Deferred Settlement (ASX:TLSDA)	0.00	0.00	1.00	0.00	1.00	0.00	0.00	0.00	0.00	0.00
The Lottery Corporation Limited (ASX:TLC)	1.00	2.57	0.00	0.00	0.00	0.00	0.00	1.00	2.57	5.13
Troy Resources Limited (ASX:TRY)	1.00	4.25	0.00	0.00	0.00	0.00	0.00	1.00	4.25	0.00
Tyro Payments Limited (ASX:TYR)	1.00	4.02	0.00	0.00	0.00	0.00	0.00	1.00	4.02	1.14
Vicinity Centres (ASX:VCX)	1.00	2.00	0.00	0.00	0.00	0.00	0.00	1.00	2.00	1.84
Westpac Banking Corporation (ASX:WBC)	1.00	22.00	0.00	0.00	0.00	0.00	0.00	1.00	22.00	21.34
		219,730.98		8,701.00		68,685.63	(38,084.45)		121,661.90	115,110.27
<b><u>Unlisted Market</u></b>										
Icsglobal Limited (ASX:ICS)	1.00	0.04	0.00	0.00	0.00	0.00	0.00	1.00	0.04	2.19
		0.04		0.00		0.00	0.00		0.04	2.19
<b>Fund Total</b>		<b>220,730.34</b>		<b>91,024.42</b>		<b>84,734.91</b>	<b>(38,084.45)</b>		<b>188,935.40</b>	<b>182,385.92</b>



**NAB Cash Manager**

For further information call 13 22 65 for Personal Accounts or 13 10 12 for Business Accounts.

022/000227



JD PENROSE  
112  
38 BANK STREET  
SOUTH MELBOURNE VIC 3205

**Account Balance Summary**

Opening balance	\$956.81 Cr
Total credits	\$1,230.20
Total debits	\$1,695.00
<b>Closing balance</b>	<b>\$492.01 Cr</b>

**Statement starts 15 April 2022**  
**Statement ends 15 July 2022**

**Outlet Details**

Bundall  
Bundall Square, 47 Ashmore Rd  
Bundall Qld 4217

**Account Details**

JDPENROSE INVESTMENTS PTY LTD ATF PENROSE INVESTME  
BSB number 084-462  
Account number 15-666-7979

**Lending Investment & Insurance Enquiries**

Banker Bundall Prem 4462 B  
Telephone number (07) 5646 4200

**Transaction Details**

Date	Particulars	Debits	Credits	Balance
15 Apr 2022	Brought forward			956.81 Cr
26 Apr 2022	001276847431 Dvr Itm Pay 407459.....		225.00	1,181.81 Cr
27 Apr 2022	Internet Bpay Tax Office Payments 131215650406260.....	265.00		916.81 Cr
29 Apr 2022	Interest.....		0.04	916.85 Cr
2 May 2022	----- Monthly Transaction Summary Internet Bpay <b>Total Transaction Fees</b> Less Transaction Rebate <b>Transaction Fees Less Rebate</b> Account Service Fee <b>Fee Charged</b>	Number 1	Unit Cost \$0.00	Fee \$0.00 \$0.00 <b>\$0.00</b> \$0.00 <b>\$0.00</b>
	-----			916.85 Cr
5 May 2022	20978640 CMC Markets Stoc 511749.....		1,000.00	1,916.85 Cr
6 May 2022	Internet Transfer J Penrose Inv-1053 .....	1,430.00		486.85 Cr
31 May 2022	Interest.....		0.02	486.87 Cr
1 Jun 2022	----- Monthly Transaction Summary Internet Transfer Non-NAB <b>Total Transaction Fees</b> Less Transaction Rebate <b>Transaction Fees Less Rebate</b> Account Service Fee <b>Fee Charged</b>	Number 1	Unit Cost \$0.00	Fee \$0.00 \$0.00 <b>\$0.00</b> \$0.00 <b>\$0.00</b>
	-----			486.87 Cr
24 Jun 2022	001277628478 WBC Dividend 250556.....		0.61	487.48 Cr
30 Jun 2022	Interest.....		0.02	487.50 Cr
1 Jul 2022	***** Carried forward			487.50 Cr

19677201/M000227/S000387/T000773



**Transaction Details (continued)**

Date	Particulars	Debits	Credits	Balance
	Brought forward			487.50 Cr
	The Following Information Concerning This Account Is Provided To Assist In Preparing Your 2021/22 Tax Return			
	Credit Interest Paid - 2021/22 Financial Year	0.55		
	Resident Withholding Tax - 2021/22 Financial Year	0.00		
	If You Have Any Queries, Please Call The Account Enquiries Number On The Top Of This Statement.			
	*****			487.50 Cr
4 Jul 2022	001277404035 Mqg Fnl Div			
	077669.....		3.50	491.00 Cr
13 Jul 2022	001279377361 Alg CAPJUL22			
	535915.....		0.47	
	001279368982 Alg Div JUL2			
	535915.....		0.49	491.96 Cr
15 Jul 2022	JUL22/00800445 Thinksmart Ltd			
	458106.....		0.05	492.01 Cr

**Summary of Government Charges**

Government	From 1 July to date	Last year to 30 June
Withholding tax	\$0.00	\$0.00
Bank Account Debit (BAD) tax	\$0.00	\$0.00

Bank Accounts Debits (BAD) Tax or State Debits Duty has been abolished for all states & territories effective 1/7/2005. Any amount shown on this statement applies to debits processed on or before 30/06/2005.

For further information on any applicable rebates, fees or government charges, please refer to the NAB's "A Guide to Fees & Charges" booklet. Please retain this statement for taxation purposes

**Explanatory Notes**

*Please check all entries and report any apparent error or possible unauthorised transaction immediately.*

*We may subsequently adjust debits and credits, which may result in a change to your account balance to accurately reflect the obligations between us.*

*For information on resolving problems or disputes, contact us on 1800 152 015, or ask at any NAB branch.*

196/72/01/A/000227/S000387/DO00774



### NAB Cash Manager

For further information call 13 22 65 for Personal Accounts or 13 10 12 for Business Accounts.

022/004184



JD PENROSE  
112  
38 BANK STREET  
SOUTH MELBOURNE VIC 3205

### Account Balance Summary

Opening balance	\$492.01 Cr
Total credits	\$4,350.87
Total debits	\$1,357.00
<b>Closing balance</b>	<b>\$3,485.88 Cr</b>

**Statement starts 16 July 2022**  
**Statement ends 14 October 2022**

### Outlet Details

Bundall  
Bundall Square, 47 Ashmore Rd  
Bundall Qld 4217

### Account Details

JDPENROSE INVESTMENTS PTY LTD ATF PENROSE INVESTME  
BSB number 084-462  
Account number 15-666-7979

### Lending Investment & Insurance Enquiries

Banker Bundall Prem 4462 B  
Telephone number (07) 5646 4200

### Transaction Details

Date	Particulars	Debits	Credits	Balance
16 Jul 2022	Brought forward			492.01 Cr
27 Jul 2022	21976205 CMC Markets Stoc 511749.....		2,000.00	2,492.01 Cr
28 Jul 2022	Internet Bpay Tax Office Payments 131215650406260.....	1,245.00		1,247.01 Cr
29 Jul 2022	Interest.....		0.15	1,247.16 Cr
1 Aug 2022	----- Monthly Transaction Summary Internet Bpay <b>Total Transaction Fees</b> Less Transaction Rebate <b>Transaction Fees Less Rebate</b> Account Service Fee <b>Fee Charged</b>	Number 1	Unit Cost \$0.00	Fee \$0.00 \$0.00 <b>\$0.00</b> \$0.00 <b>\$0.00</b>
				1,247.16 Cr
16 Aug 2022	Internet Bpay Asic 2291377224111.....	56.00		
	Internet Bpay Asic 2291377224111.....	56.00		1,135.16 Cr
31 Aug 2022	001281280491 Chc Dst 323551.....		0.21	
	Interest.....		0.59	1,135.96 Cr
1 Sep 2022	----- Monthly Transaction Summary Internet Bpay <b>Total Transaction Fees</b> Less Transaction Rebate <b>Transaction Fees Less Rebate</b> Account Service Fee <b>Fee Charged</b>	Number 2	Unit Cost \$0.00	Fee \$0.00 \$0.00 <b>\$0.00</b> \$0.00 <b>\$0.00</b>
				1,135.96 Cr
7 Sep 2022	22SEP/00804625 Codan Dividend Carried forward			1,135.96 Cr

28717201/M004184/S007634/ID15267

## Transaction Details (continued)

Date	Particulars	Debits	Credits	Balance
	Brought forward			1,135.96 Cr
	396297.....		0.15	1,136.11 Cr
9 Sep 2022	SEP22/00803071 Baby Bunting Grp			
	458106.....		0.09	1,136.20 Cr
12 Sep 2022	001281328669 Vcx Dst			
	218865.....		0.06	
	S00033577176 Credit Corp			
	255730.....		0.36	1,136.62 Cr
21 Sep 2022	001281555286 TLS Fnl Div			
	629786.....		0.09	1,136.71 Cr
23 Sep 2022	001282761622 OML Itm Div			
	302169.....		0.02	
	SEP22/00804106 Jumbo Interactiv			
	358020.....		0.21	
	001282629521 TAH Fnl Div			
	071224.....		1,820.06	2,957.00 Cr
27 Sep 2022	SEP22/00801220 Dsk Dividend			
	458106.....		0.10	
	001284558317 Dvr Fnl Div			
	407459.....		525.00	3,482.10 Cr
29 Sep 2022	001280647260 CBA Fnl Div			
	401507.....		2.10	3,484.20 Cr
30 Sep 2022	SEP22/00800590 Amaysim Limited			
	219182.....		0.02	
	SEP22/00805325 Monadelphous Ltd			
	458106.....		0.25	
	Interest.....		0.73	3,485.20 Cr
4 Oct 2022	OCT22/00803912 Sxl Payment			
	458106.....		0.05	3,485.25 Cr
7 Oct 2022	001284654649 Aub Div			
	302169.....		0.38	3,485.63 Cr
12 Oct 2022	001284672017 Bsl Fnl Div			
	217053.....		0.25	3,485.88 Cr

## Summary of Government Charges

Government	From 1 July to date	Last year to 30 June
Withholding tax	\$0.00	\$0.00
Bank Account Debit (BAD) tax	\$0.00	\$0.00

Bank Accounts Debits (BAD) Tax or State Debits Duty has been abolished for all states & territories effective 1/7/2005. Any amount shown on this statement applies to debits processed on or before 30/06/2005.

For further information on any applicable rebates, fees or government charges, please refer to the NAB's "A Guide to Fees & Charges" booklet. Please retain this statement for taxation purposes

## Explanatory Notes

Please check all entries and report any apparent error or possible unauthorised transaction immediately.

We may subsequently adjust debits and credits, which may result in a change to your account balance to accurately reflect the obligations between us.

For information on resolving problems or disputes, contact us on 1800 152 015, or ask at any NAB branch.



### NAB Cash Manager

For further information call 13 22 65 for Personal Accounts or 13 10 12 for Business Accounts.

022/000577



JD PENROSE  
112  
38 BANK STREET  
SOUTH MELBOURNE VIC 3205

### Account Balance Summary

Opening balance	\$3,485.88	Cr
Total credits	\$3,988.27	
Total debits	\$3,988.28	
<b>Closing balance</b>	<b>\$3,485.87</b>	<b>Cr</b>

Statement starts 15 October 2022

Statement ends 16 January 2023

### Outlet Details

Bundall  
Bundall Square, 47 Ashmore Rd  
Bundall Qld 4217

### Account Details

JDPENROSE INVESTMENTS PTY LTD ATF PENROSE INVESTME  
BSB number 084-462  
Account number 15-666-7979

### Lending Investment & Insurance Enquiries

Banker Bundall Prem 4462 B  
Telephone number (07) 5646 4200

### Transaction Details

Date	Particulars	Debits	Credits	Balance
15 Oct 2022	Brought forward			3,485.88 Cr
21 Oct 2022	Cheques Deposit.....		840.00	4,325.88 Cr
31 Oct 2022	Interest.....		1.75	4,327.63 Cr
7 Nov 2022	S00033577176 Moe			
	255730.....		458.70	
	S00033577176 Moe			
	255730.....		550.44	
	S00033577176 Moe			
	255730.....		1,100.88	6,437.65 Cr
17 Nov 2022	Internet Bpay Tax Office Payments			
	001131215650404860.....	521.00		
	Internet Bpay Tax Office Payments			
	551009161627721721.....	2,037.28		3,879.37 Cr
30 Nov 2022	Interest.....		2.19	3,881.56 Cr
1 Dec 2022	-----			
	Monthly Transaction Summary	Number	Unit Cost	Fee
	Internet Bpay	2	\$0.00	\$0.00
	<b>Total Transaction Fees</b>			<b>\$0.00</b>
	Less Transaction Rebate			\$0.00
	<b>Transaction Fees Less Rebate</b>			<b>\$0.00</b>
	Account Service Fee			\$0.00
	<b>Fee Charged</b>			<b>\$0.00</b>
	-----			
				3,881.56 Cr
9 Dec 2022	001287379252 MGR Payment			
	498528.....		1,028.16	4,909.72 Cr
13 Dec 2022	001285898913 Mqg Itm Div			
	077669.....		3.00	4,912.72 Cr
16 Dec 2022	DEC22/00802617 Avg Dividend			
	396297.....		0.07	
	SCH22/00800442 Thinksmart Ltd			
	219182.....		0.53	4,913.32 Cr
20 Dec 2022	001286183756 WBC Dividend			
	Carried forward			4,913.32 Cr

016/72/01/M000577/S001.201/0002.401

**Transaction Details (continued)**

Date	Particulars	Debits	Credits	Balance
	Brought forward			4,913.32 Cr
	250556.....		0.64	4,913.96 Cr
22 Dec 2022	Internet Transfer J Penrose Inv-1219 .....	1,430.00		3,483.96 Cr
30 Dec 2022	Interest.....		1.91	3,485.87 Cr
3 Jan 2023	-----			
	Monthly Transaction Summary	Number	Unit Cost	Fee
	Internet Transfer Non-NAB	1	\$0.00	\$0.00
	<b>Total Transaction Fees</b>			<b>\$0.00</b>
	Less Transaction Rebate			\$0.00
	<b>Transaction Fees Less Rebate</b>			<b>\$0.00</b>
	Account Service Fee			\$0.00
	<b>Fee Charged</b>			<b>\$0.00</b>
	-----			
				3,485.87 Cr

**Summary of Government Charges**

Government	From 1 July to date	Last year to 30 June
Withholding tax	\$0.00	\$0.00
Bank Account Debit (BAD) tax	\$0.00	\$0.00

Bank Accounts Debits (BAD) Tax or State Debits Duty has been abolished for all states & territories effective 1/7/2005. Any amount shown on this statement applies to debits processed on or before 30/06/2005.

For further information on any applicable rebates, fees or government charges, please refer to the NAB's "A Guide to Fees & Charges" booklet. Please retain this statement for taxation purposes

**Explanatory Notes**

*Please check all entries and report any apparent error or possible unauthorised transaction immediately.*

*We may subsequently adjust debits and credits, which may result in a change to your account balance to accurately reflect the obligations between us.*

*For information on resolving problems or disputes, contact us on 1800 152 015, or ask at any NAB branch.*



## NAB Cash Manager

For further information call 13 22 65 for Personal Accounts or 13 10 12 for Business Accounts.



/000133

JD PENROSE  
112  
38 BANK STREET  
SOUTH MELBOURNE VIC 3205

### Account Balance Summary

Opening balance	\$3,485.87 Cr
Total credits	\$4,982.05
Total debits	\$0.00
<b>Closing balance</b>	<b>\$8,467.92 Cr</b>

Statement starts 17 January 2023

Statement ends 14 April 2023

### Outlet Details

Bundall  
Bundall Square, 47 Ashmore Rd  
Bundall Qld 4217

### Account Details

JDPENROSE INVESTMENTS PTY LTD ATF PENROSE INVESTME  
BSB number 084-462  
Account number 15-666-7979

### Lending Investment & Insurance Enquiries

Banker Bundall Prem 4462 B  
Telephone number (07) 5646 4200

### For Your Information

*Scammers may contact customers via phone, SMS or email claiming to be from a phone company or even impersonating NAB. They may insist on gaining remote access to your device, then ask you to pay a fee to fix a problem or provide your details to prevent fraud. Never give these callers access to your devices. You should also never provide your personal/banking details over the phone, unless you made the call to a publicly listed number. Make sure you regularly update your devices and anti-virus software. If you believe you've given remote access to your devices or shared your personal/banking details with a scammer, please contact NAB immediately using the number listed on this statement. Learn more on protecting yourself at [nab.com.au/security](http://nab.com.au/security)*

### Transaction Details

Date	Particulars	Debits	Credits	Balance
17 Jan 2023	Brought forward			3,485.87 Cr
19 Jan 2023	ATO003000017696926 ATO 012721.....		3,195.36	6,681.23 Cr
31 Jan 2023	Interest.....		2.26	6,683.49 Cr
28 Feb 2023	001289712252 Chc Dst 323551.....		0.21	
	Interest.....		2.82	6,686.52 Cr
7 Mar 2023	001290614496 Vcx Dst 218865.....		0.06	6,686.58 Cr
10 Mar 2023	23MAR/00804852 Codan Dividend 396297.....		0.09	6,686.67 Cr
17 Mar 2023	MAR23/00803414 Baby Bunting Grp 458106.....		0.03	
	MAR23/00803965 Jumbo Interactiv 358020.....		0.23	6,686.93 Cr
22 Mar 2023	S00033577176 Ma Financial Div 255730.....		1,284.36	7,971.29 Cr
23 Mar 2023	001293348608 OML Fnl Div 302169.....		0.03	
	001293533560 Tlc Div Carried forward			7,971.32 Cr

104405022295 / E-133 S-278 I-555

## Transaction Details (continued)

Date	Particulars	Debits	Credits	Balance
	Brought forward			7,971.32 Cr
	302169.....		0.09	7,971.41 Cr
28 Mar 2023	AUI23/00801240 Dsk Dividend			
	458106.....		0.08	
	001293685472 Bsl Itm Div			
	217053.....		0.25	7,971.74 Cr
30 Mar 2023	001291160409 CBA Div			
	401507.....		2.10	7,973.84 Cr
31 Mar 2023	001292542909 TLS Itm Div			
	629786.....		0.09	
	S00033577176 Credit Corp			
	255730.....		0.23	
	MAR23/00804953 Monadelphous Ltd			
	458106.....		0.24	
	Interest.....		3.30	7,977.70 Cr
4 Apr 2023	001294731448 Aub Div			
	302169.....		0.17	7,977.87 Cr
5 Apr 2023	APR23/00800420 Ahc Dividend			
	458106.....		490.00	8,467.87 Cr
11 Apr 2023	APR23/00803874 Sxl Payment			
	458106.....		0.05	8,467.92 Cr

## Summary of Government Charges

	From 1 July to date	Last year to 30 June
<b>Government</b>		
Withholding tax	\$0.00	\$0.00
Bank Account Debit (BAD) tax	\$0.00	\$0.00

Bank Accounts Debits (BAD) Tax or State Debits Duty has been abolished for all states & territories effective 1/7/2005. Any amount shown on this statement applies to debits processed on or before 30/06/2005.

For further information on any applicable rebates, fees or government charges, please refer to the NAB's "A Guide to Fees & Charges" booklet. Please retain this statement for taxation purposes

## Explanatory Notes

Please check all entries and report any apparent error or possible unauthorised transaction immediately.

We may subsequently adjust debits and credits, which may result in a change to your account balance to accurately reflect the obligations between us.

For information on resolving problems or disputes, contact us on 1800 152 015, or ask at any NAB branch.



**NAB Cash Manager**

For further information call 13 22 65 for Personal Accounts or 13 10 12 for Business Accounts.



/000151  
JD PENROSE  
112  
38 BANK STREET  
SOUTH MELBOURNE VIC 3205

**Account Balance Summary**

Opening balance	\$8,467.92 Cr
Total credits	\$317.06
Total debits	\$3.00
<b>Closing balance</b>	<b>\$8,781.98 Cr</b>

**Statement starts 15 April 2023**  
**Statement ends 14 July 2023**

**Outlet Details**

Bundall  
Bundall Square, 47 Ashmore Rd  
Bundall Qld 4217

**Account Details**

JDPENROSE INVESTMENTS PTY LTD ATF PENROSE INVESTME  
BSB number 084-462  
Account number 15-666-7979

**Lending Investment & Insurance Enquiries**

Banker Bundall Prem 4462 B  
Telephone number (07) 5646 4200

**Transaction Details**

Date	Particulars	Debits	Credits	Balance
15 Apr 2023	Brought forward			8,467.92 Cr
28 Apr 2023	001295480766 Dvr Div 407459.....		300.00	
	Interest.....		3.53	8,771.45 Cr
31 May 2023	Interest.....		4.36	8,775.81 Cr
27 Jun 2023	001296089295 WBC Dividend 250556.....		0.70	8,776.51 Cr
28 Jun 2023	Internet Bpay Asic 2291377224111.....	3.00		8,773.51 Cr
30 Jun 2023	Interest.....		3.97	8,777.48 Cr
3 Jul 2023	-----			

Monthly Transaction Summary	Number	Unit Cost	Fee
Internet Bpay	1	\$0.00	\$0.00
<b>Total Transaction Fees</b>			<b>\$0.00</b>
Less Transaction Rebate			\$0.00
<b>Transaction Fees Less Rebate</b>			<b>\$0.00</b>
Account Service Fee			\$0.00
<b>Fee Charged</b>			<b>\$0.00</b>

\*\*\*\*\*

The Following Information Concerning This Account Is  
Provided To Assist In Preparing Your 2022/23 Tax Return  
Credit Interest Paid - 2022/23 Financial Year 27.56  
Resident Withholding Tax - 2022/23 Financial Year 0.00  
If You Have Any Queries, Please Call The Account Enquiries  
Number On The Top Of This Statement.

\*\*\*\*\*

4 Jul 2023	001296767049 Mqg Fnl Div 077669.....		4.50	8,777.48 Cr	
				8,781.98 Cr	

195405022295 / E-151 S-863 I-1725



## Summary of Government Charges

	From 1 July to date	Last year to 30 June
<b>Government</b>		
Withholding tax	\$0.00	\$0.00
Bank Account Debit (BAD) tax	\$0.00	\$0.00

Bank Accounts Debits (BAD) Tax or State Debits Duty has been abolished for all states & territories effective 1/7/2005. Any amount shown on this statement applies to debits processed on or before 30/06/2005.

For further information on any applicable rebates, fees or government charges, please refer to the NAB's "A Guide to Fees & Charges" booklet. Please retain this statement for taxation purposes

## Explanatory Notes

*Please check all entries and report any apparent error or possible unauthorised transaction immediately.*

*We may subsequently adjust debits and credits, which may result in a change to your account balance to accurately reflect the obligations between us.*

*For information on resolving problems or disputes, contact us on 1800 152 015, or ask at any NAB branch.*

Inquires 1300 300 630

Issue date 17 Jun 23

# Company Statement

Extract of particulars - s346A(1) Corporations Act 2001

CORPORATE KEY: 14095432

## Check this statement carefully

You are legally obligated to ensure that all your company details listed on this company statement are complete and correct. This is required under s346C (1) and/or s346B and s346C (2) of the *Corporations Act 2001*.

You must check this statement carefully and inform ASIC of any changes or corrections immediately. **Do not return this statement.** You must notify ASIC within 28 days after the date of change, and within 28 days after the date of issue of your annual company statement. Late lodgement of changes will result in late fees. These requirements do not apply to the **Additional company information**.

ACN 137 722 411  
FOR JDPENROSE INVESTMENTS PTY LTD

REVIEW DATE: 17 June 23

## You must notify ASIC of any changes to company details — Do not return this statement



To make changes to company details or amend incorrect information

- go to [www.asic.gov.au/changes](http://www.asic.gov.au/changes)
- log in to our online services and make the required updates
- first time users will need to use the corporate key provided on this company statement



Phone if you've already notified ASIC of changes but they are not shown correctly in this statement.  
Ph: 1300 300 630



Use your agent.

## Company Statement

These are the current company details held by ASIC. You must check this statement carefully and inform ASIC of any changes or corrections immediately. Late fees apply. **Do not return this statement.**

### 1 Registered office

C/- SMSF AUSTRALIA UNIT 8 435-439 FULLARTON ROAD HIGHGATE SA 5063

### 2 Principal place of business

UNIT 112 38 BANK STREET SOUTH MELBOURNE VIC 3205

### 3 Officeholders

Name: JUSTIN DOMINIC PENROSE  
Born: ADELAIDE SA  
Date of birth: 02/05/1963  
Address: UNIT 112 38 BANK STREET SOUTH MELBOURNE VIC 3205  
Office(s) held: DIRECTOR, APPOINTED 17/06/2009; SECRETARY, APPOINTED 17/06/2009

### 4 Company share structure

Share class	Shares description	Number issued	Total amount paid on these shares	Total amount unpaid on these shares
ORD	ORDINARY SHARES	1	\$1.00	\$0.00

### 5 Members

These details continue on the next page

JDPENROSE INVESTMENTS PTY LTD ACN 137 722 411

Page 1 of 2

---

## Company statement continued

Name: JUSTIN DOMINIC PENROSE

Address: UNIT 112 38 BANK STREET SOUTH MELBOURNE VIC 3205

Share Class	Total number held	Fully paid	Beneficially held
ORD	1	Yes	Yes

You must notify ASIC within 28 days of the date of change, and within 28 days of the issue date of the annual company statement. Late lodgement of changes will result in late fees.

## End of company statement

This concludes the information to which the company must respond (if incorrect) under s346C of the *Corporations Act 2001*.

---

## Additional company information

This information is optional under the *Corporations Act 2001*. Late lodgement fees or late review fees do not apply to this information. To add, remove or change a contact address, see [www.asic.gov.au/addresses](http://www.asic.gov.au/addresses).

---

### 6 Contact address for ASIC use only

Registered agent name: SMSF AUSTRALIA PTY LTD  
Registered agent number: 46046  
Address: PO BOX 230 GLEN OSMOND SA 5064

---

**ASIC**

Australian Securities &amp; Investments Commission

ABN 86 768 265 615

JDPENROSE INVESTMENTS PTY LTD  
 SMSF AUSTRALIA PTY LTD  
 PO BOX 230 GLEN OSMOND SA 5064

**INVOICE STATEMENT**

Issue date 17 Jun 23

**JDPENROSE INVESTMENTS PTY LTD**

ACN 137 722 411

Account No. 22 137722411

**Summary**

Opening Balance	\$56.00 cr	■
New items	\$115.00	
Payments & credits	\$56.00 cr	
<b>TOTAL DUE</b>	<b>\$3.00</b>	

- Amounts are not subject to GST. (Treasurer's determination - exempt taxes, fees and charges).
- Payment of your annual review fee will maintain your registration as an Australian company.

*Transaction details are listed on the back of this page*

**Inquiries**

www.asic.gov.au/invoices

1300 300 630

**Please pay**

Immediately	<b>\$0.00</b>
By 17 Aug 23	<b>\$3.00</b>

*If you have already paid please ignore this invoice statement.*

- Late fees will apply if you do NOT
  - tell us about a change during the period that the law allows
  - bring your company or scheme details up to date within 28 days of the date of issue of the annual statement, or
  - pay your review fee within 2 months of the annual review date.
- Information on late fee amounts can be found on the ASIC website.

**ASIC**

Australian Securities &amp; Investments Commission

**PAYMENT SLIP****JDPENROSE INVESTMENTS PTY LTD**

ACN 137 722 411

Account No: 22 137722411



22 137722411

<b>TOTAL DUE</b>	<b>\$3.00</b>
<b>Immediately</b>	<b>\$0.00</b>
<b>By 17 Aug 23</b>	<b>\$3.00</b>

*Payment options are listed on the back of this payment slip*



**Bill Code:** 17301  
**Ref:** 229137722411



\*814 129 000229137722411 57

# Transaction details:

page 2 of 2

	Transactions for this period	ASIC reference	\$ Amount
2023-06-17	Annual Review - Special Purpose Pty Co	4X3379595480P A	\$59.00
2023-06-17	Payment Splitting Adjustment for Matching		\$56.00 cr
2023-06-17	Payment Splitting Adjustment for Matching		\$56.00
	<b>Outstanding transactions</b>		
2023-06-17	Annual Review - Special Purpose Pty Co	4X3379595480P A	\$3.00

## PAYMENT OPTIONS



Billpay Code: 8929  
Ref: 2291 3772 2411 157

### Australia Post

Present this payment slip. Pay by cash, cheque or EFTPOS

### Phone

Call 13 18 16 to pay by Mastercard or Visa

### On-line

Go to [postbillpay.com.au](http://postbillpay.com.au) to pay by Mastercard or Visa

### Mail

Mail this payment slip and cheque (do not staple) to ASIC,  
Locked Bag 5000, Gippsland Mail Centre VIC 3841



**Bill Code:** 17301  
**Ref:** 2291377224111

**Telephone & Internet Banking – BPAY®**  
Contact your bank or financial institution to make this payment from your cheque, savings, debit, credit card or transaction account. More info: [www.bpay.com.au](http://www.bpay.com.au)

All Registry communications to:  
 Link Market Services Limited  
 Locked Bag A14, Sydney South, NSW 1235  
 Enquiries (within Australia): 1300 303 063  
 (outside Australia): +61 1300 303 063  
 ASX Code: CHC  
 Email: charterhall@linkmarketservices.com.au  
 Website: www.linkmarketservices.com.au



**Charter Hall Limited**  
 ABN 57 113 531 150  
**Charter Hall Funds Management Limited**  
 ABN 31 082 991 786 AFSL 262861  
**As responsible entity for Charter Hall Property**  
 Trust ARSN 113 339 147

## Part A. Your details



022 006165

JD PENROSE INVESTMENTS P/L  
 <PENROSE INVESTMENTS S/F A/C>  
 112/38 BANK STREET  
 SOUTH MELBOURNE VIC 3205

**Date:** 8 September 2023  
**Reference No.:** X\*\*\*\*\*9433

## Attribution Managed Investment Trust Member Annual Statement for the year ended 30 June 2023

The Charter Hall Group (ASX:CHC) 2023 annual tax statement is provided to help you complete your 2023 Australian income tax return, assuming you are an Australian resident individual for the entire year ended 30 June 2023, however you should seek your own taxation advice.

Charter Hall Group is a stapled entity comprising Charter Hall Property Trust ("Trust") and Charter Hall Limited ("Company"). The income relating to total distributions in respect of Charter Hall Group stapled securities for the year ended 30 June 2023 is as follows.

### Part B: Summary of 2023 tax return (supplementary section) items for a resident individual

Non-Australian residents should seek independent Australian tax advice.

Item	Amount	Tax return label
Franked dividend from company	\$0.18	11T
Franking credit from company	\$0.08	11U
Share of net income from trusts, less net capital gains, foreign income and franked distributions – primary production income	\$0.00	13L
Share of net income from trusts, less net capital gains, foreign income and franked distributions – non-primary production income	\$0.04	13U
Franked distribution from trusts	\$0.00	13C
Share of franking credits from franked dividends	\$0.00	13Q
Share of credit for foreign resident withholding amounts (excluding capital gains)	\$0.00	13A
Share of credit for tax amounts withheld	\$0.00	13R
Net capital gain	\$0.08	18A
Total current year capital gains	\$0.16	18H
Credit for foreign resident capital gains withholding amounts	\$0.00	18X
CFC Income	\$0.00	19K
Assessable foreign source income	\$0.00	20E
Other net foreign source income	\$0.00	20M
Australian franking credits from a New Zealand franking company	\$0.00	20F
Foreign income tax offset *	\$0.00	20O

\*To work out your foreign income tax offset (FITO) entitlement, see 20 Foreign source income and foreign assets or property or the Guide to foreign tax offset rules 2023.

### Part B: Capital gains tax information – additional information for item 18

	Amount	
Capital gains - discounted method	\$0.16	(gross amount)
Capital gains - other method	\$0.00	
<b>Total current year capital gains</b>	<b>\$0.16</b>	

Part C: Components of attribution

	Cash distributions	Tax paid or franking credit (gross up)	Attributable amount
<b>Australian income</b>			
Interest (subject to non - resident withholding tax)			\$0.00
Interest (not subject to non - resident withholding tax)			\$0.00
Dividends - unfranked amount declared to be CFI			\$0.00
Dividends - unfranked amount not declared to be CFI			\$0.00
Other assessable Australian income (Other)			\$0.03
Other assessable Australian income (NCMI)			\$0.01
Other assessable Australian income (Excluded from NCMI)			\$0.00
Other assessable Australian income (NCMI –Non- Primary production)			\$0.00
Other assessable Australian income (CBMI)			\$0.00
<b>Non-primary production income</b>			<b>\$0.04</b>
NCMI - primary production			\$0.00
<b>Primary production income</b>			<b>\$0.00</b>
<b>Dividends - franked amount</b>		<b>\$0.00</b>	<b>\$0.00</b>
<b>Capital gains</b>			
Capital gains – discounted method TAP (Other)			\$0.04
Capital gains – discounted method TAP (NCMI)			\$0.00
Capital gains – discounted method TAP (Excluded from NCMI)			\$0.00
Capital gains – discounted method TAP (CBMI)			\$0.00
Capital gains - discounted method NTAP			\$0.04
Taxable foreign capital gains - discounted method		\$0.00	\$0.00
Capital gains – other method TAP (Other)			\$0.00
Capital gains – other method TAP (NCMI)			\$0.00
Capital gains – other method TAP (Excluded from NCMI)			\$0.00
Capital gains – other method TAP (CBMI)			\$0.00
Capital gains - other method NTAP			\$0.00
Taxable foreign capital gains - other method		\$0.00	\$0.00
<b>Net capital gains</b>		<b>\$0.00</b>	<b>\$0.08</b>
AMIT CGT gross up amount			\$0.08
Other capital gains distribution			
<b>Total current year capital gains</b>		<b>\$0.00</b>	<b>\$0.16</b>
<b>Foreign income</b>			
Other net foreign source income		\$0.00	\$0.00
<b>Assessable foreign source income</b>		<b>\$0.00</b>	<b>\$0.00</b>
Australian franking credit from a New Zealand franking company		\$0.00	\$0.00
CFC income			\$0.00
<b>Total foreign income</b>		<b>\$0.00</b>	<b>\$0.00</b>
<b>Other non-assessable amounts</b>			<b>Amount</b>
Net exempt income			\$0.00
Non-assessable non-exempt amount			\$0.00
Other non-attributable amounts			\$0.05
<b>Total non-assessable amounts</b>			<b>\$0.05</b>
<b>Gross cash distribution</b>	<b>\$0.25</b>		
Less: withholding tax	\$0.00		
<b>Net cash distribution</b>	<b>\$0.25</b>		

Part D: Tax offsets

	Amount
<b>Tax offsets</b>	
Franking credit tax offset from Australian resident companies	\$0.00
Foreign income tax offset - other net foreign source income	\$0.00
<b>Total tax offsets</b>	<b>\$0.00</b>

Part E: Attribution Managed Investment Trust ('AMIT') cost base adjustments

	Amount
<b>AMIT cost base net amount - excess (decrease cost base)</b>	<b>\$0.05</b>
<b>AMIT cost base net amount - shortfall (increase cost base)</b>	<b>\$0.00</b>

2024 Dividend Tax Return Amounts

	Dividends	Franking credits
<b>Dividend income</b>		
Franked dividend	\$0.09	\$0.04
Unfranked dividend	\$0.00	\$0.00
<b>Total dividend</b>	<b>\$0.09</b>	<b>\$0.04</b>

For an Australian resident individual, dividends are generally assessable on a 'receipts basis'. The Company dividend paid on 31 August 2023 should therefore be included in your 2024 income tax return.

Charter Hall has prepared a Tax Guide to assist you in completing your 2023 Tax return. This guide can be found at <https://www.charterhall.com.au/taxationguide>

Please retain this statement for income tax purposes



Vicinity Limited ABN 90 114 757 783 and  
Vicinity Centres RE Ltd ABN 88 149 781 322  
as responsible entity for  
Vicinity Centres Trust ARSN 104 931 928

All Registry communications to:  
C/- Link Market Services Limited  
Locked Bag A14, Sydney South NSW 1235, Australia  
Telephone: (+61) 1300 887 890  
Security code: VCX  
Email: vicinity@linkmarketservices.com.au  
Website: www.linkmarketservices.com.au



022 005480

JD PENROSE INVESTMENTS P/L  
<PENROSE INVESTMENTS S/F A/C>  
112/38 BANK STREET  
SOUTH MELBOURNE VIC 3205

Statement Date: 12 September 2023  
SRN: X\*\*\*\*\*9433

## Attribution Managed Investment Trust Member Annual (AMMA) Tax Statement For the year ended 30 June 2023

Dear Securityholder,

This is your 2023 Attribution Managed Investment Trust Member Annual (AMMA) Tax Statement from Vicinity Centres which has been prepared to assist with the completion of your 2023 Australian income tax return. Vicinity Centres Trust is an Attribution Managed Investment Trust (AMIT) for the 2023 income year.

Vicinity Centres is a dual-stapled entity comprised of Vicinity Limited and Vicinity Centres Trust. No dividend has been declared or paid by Vicinity Limited for the year ended 30 June 2023. Vicinity Centres Trust has attributed taxable components on the following distributions made in respect of the 2023 financial year:

- A half-year distribution of 5.75 cents per security was paid on 7 March 2023; and
- A half-year distribution of 6.25 cents per security was paid on 11 September 2023.

### Part A: Components of the distribution

The following is a summary of the components relating to your taxable distribution for the year ended 30 June 2023. The tax return label references are relevant if you are completing an Australian income tax return for individuals.

Determined member component	Notes <sup>1</sup>	\$	Tax return label
Australian assessable income			
- Interest		0.00	
- Other income		0.06	N/A
- Non-concessional MIT Income (NCMI)	(1)	0.00	
- Excluded from NCMI	(2)	0.00	
<b>Total Australian assessable income</b>	<b>(3)</b>	<b>0.06</b>	<b>13U</b>
Discounted capital gains	(4)	0.01	18A

### Part B: Additional information

Additional information	Notes <sup>1</sup>	\$	Tax return label
Capital gains – TAP		0.02	N/A
Capital gains – Non-TAP	(5)	0.00	
<b>Total gross capital gains</b>	<b>(6)</b>	<b>0.02</b>	<b>18H</b>
Tax deducted	(7)	0.00	13R

### Part C: AMIT cost base adjustment

AMIT cost base net amount	Notes <sup>1</sup>	\$	Tax return label
Cost base net decrease amount	(8)	0.04	N/A
Cost base net increase amount	(8)	0.00	N/A

**PLEASE READ: The taxation treatment of investment income can be complex. We recommend you seek professional taxation advice from your accountant or taxation adviser in relation to your investment in Vicinity Centres. The contents of this statement are not and should not be relied upon as taxation advice.**

1. Refer overleaf for notes to the distribution components.



## Notes relating to your AMMA Tax Statement

You should refer to the Vicinity Centres Annual Tax Return Guide For Individuals 2023 prior to completing your 2023 income tax return. The Annual Tax Return Guide For Individuals 2023 can be obtained from <http://www.vicinity.com.au/investors/tax-information>.

This statement has been prepared on the basis that you:

- Are an Australian resident individual taxpayer;
- Do not have any current year or carried-forward revenue losses or capital losses; and
- Hold your stapled securities as an investment on capital account, rather than as part of a business that trades in these types of investments.

### 1. Non-concessional MIT Income (NCMI)

This component represents MIT income which is not eligible for concessional tax withholding rates for foreign securityholders. This amount forms part of your assessable income if you are a resident securityholder.

### 2. Excluded from NCMI

This component relates to amounts that would have been NCMI but are not due to the application of the MIT transitional rules. This amount forms part of your assessable income if you are a resident securityholder.

### 3. Australian assessable income

Trust income is taxed on an attribution basis. This component comprises interest and other income (including NCMI and excluded from NCMI income) and must be included in your tax return at Label 13U (non-primary production income).

### 4. Discounted capital gains

This component of the distribution is attributable to capital gains calculated using the discounted method. This is the taxable amount for resident individuals.

### 5. Capital gain (grossed up) – TAP and Non-TAP

This component of the distribution is attributable to capital gains sourced from Taxable Australian Property (TAP) and Non-Taxable Australian Property (Non-TAP). The taxable amount for a resident securityholder is disclosed at item 4 which is calculated by applying the capital gains tax (CGT) 50% discount to this amount. This amount should not be used for resident complying superannuation entities and companies.

### 6. Total gross capital gains

The amount shown at this item is the total amount of your current year capital gains and must be included in your tax return at Label 18H (Total current year capital gains).

### 7. Tax deducted

This component of the distribution represents tax deducted from Australian residents who have not supplied their Tax File Number (TFN) or Australian Business Number (ABN) or have not claimed an exemption from quoting their TFN or ABN. If you are a non-resident investor, tax has been deducted from your distribution because of your non-resident tax status.

### 8. AMIT cost base net amount

Under the AMIT Rules, distributions declared in FY2023 are included in calculating the FY2023 AMIT cost base net amount. Depending on your circumstances, the cost base calculation may include the distributions paid on 12 September 2022 and 7 March 2023. The cash distribution paid on 11 September 2023 will be included in your FY2024 AMMA Tax Statement for cost base adjustment purposes.

You are required to:

- increase the CGT cost base or reduced cost base of your securities by the AMIT cost base net increase amount; or
- reduce the CGT cost base or reduced cost base of your securities by the AMIT cost base net decrease amount.

If the AMIT cost base net decrease amount exceeds the CGT cost base of your securities, your CGT cost base is reduced to nil, and any additional AMIT cost base net decrease amount will give rise to a capital gain. This gain may be reduced by the applicable CGT discount percentage if you have held your securities for 12 months or more.

# Cash Transaction Summary



Accounts    Stock Holdings    Open Orders    Order History    Profit & Loss

Confirmations    **Statements**    Tax & Portfolio Reporting

Trading Account Statement | **Cash Transaction Summary** | Portfolio Report | EOFY Trading Statement

261642 - Jd Penrose Inv P/L <Penrose Inv Sf A/C> ▾

1/7/2022 - 30/6/2023 ▾

View

Download CSV

View your Monthly ANZ Cash Account Statements

Statements are generally available after the 8th day of the month

<a href="#">Feb-2021</a>	<a href="#">Mar-2021</a>	<a href="#">Apr-2021</a>	<a href="#">May-2021</a>	<a href="#">Jun-2021</a>	<a href="#">Jul-2021</a>	<a href="#">Aug-2021</a>	<a href="#">Sep-2021</a>
<a href="#">Oct-2021</a>	<a href="#">Nov-2021</a>	<a href="#">Dec-2021</a>	<a href="#">Jan-2022</a>	<a href="#">Feb-2022</a>	<a href="#">Mar-2022</a>	<a href="#">Apr-2022</a>	
<a href="#">May-2022</a>	<a href="#">Jun-2022</a>	<a href="#">Jul-2022</a>	<a href="#">Aug-2022</a>	<a href="#">Sep-2022</a>	<a href="#">Oct-2022</a>	<a href="#">Nov-2022</a>	
<a href="#">Dec-2022</a>	<a href="#">Jan-2023</a>	<a href="#">Feb-2023</a>	<a href="#">Mar-2023</a>	<a href="#">Apr-2023</a>	<a href="#">May-2023</a>	<a href="#">Jun-2023</a>	<a href="#">Jul-2023</a>
<a href="#">Aug-2023</a>							



Institution **ANZ Banking Group Ltd** | BSB **014-936** | Account Number **111459543**

| Account of **JD PENROSE INVESTMENTS P/L <PENROSE INVESTMENTS SUPER FUND A/C>**

Open Balance **\$511.82** | Closing Balance **\$58,495.98** | Total Debit **\$10,701.00** | Total Credit **\$68,685.16**

Date	Description	Debit \$	Credit \$	Balance \$
26/04/2023	Sold 20000 FDV @ 0.5300 AUD 22419150		10,589.00	58,495.98
06/02/2023	Sold 28001 TAH @ 1.0250 AUD 21659307		28,672.33	47,906.98
21/11/2022	Sold 105300 CYM @ 0.0929 AUD 20961988		9,771.30	19,234.65
08/11/2022	Sold 833300 MRQ @ 0.0050 AUD 20815873		4,155.50	9,463.35
21/09/2022	Bght 11000 FDV @ 0.7900 20374953	8,701.00		5,307.85
27/07/2022	Wdl TRANSFER TO NOM AC	2,000.00		14,008.85
26/07/2022	Sold 6381 DSK @ 2.2749 19793128		14,501.83	16,008.85
25/07/2022	Sold 430 DSK @ 2.3400 19782010		995.20	1,507.02

**IMPORTANT NOTE:** For accounts which are not operated directly through CMC Markets Invest, please refer to your bank for full statement history, as the list above may not be complete.

While every effort has been made to provide you with an accurate transaction summary, we give no warranty of accuracy or reliability and take no responsibility for any errors or omissions including by negligence. You should confirm the information, holdings and valuations contained herein. All prices and values are denominated in AUD unless otherwise indicated.



## Income tax 551

<b>Date generated</b>	21 September 2023
<b>Overdue</b>	\$0.00
<b>Not yet due</b>	\$0.00
<b>Balance</b>	\$0.00

## Transactions

9 results found - from **21 September 2021** to **21 September 2023** sorted by **processed date** ordered **newest to oldest**

Processed date	Effective date	Description	Debit (DR)	Credit (CR)	Balance
16 Jan 2023	19 Jan 2023	EFT refund for Income Tax for the period from 01 Jul 21 to 30 Jun 22	\$3,195.36		\$0.00
16 Jan 2023	16 Jan 2023	Tax return Self Man Superfund - Income Tax for the period from 01 Jul 21 to 30 Jun 22		\$3,195.36	\$3,195.36 CR
18 Nov 2022	18 Nov 2022	General interest charge			\$0.00
18 Nov 2022	17 Nov 2022	Payment received		\$2,037.28	\$0.00
1 Jun 2022	1 Jun 2022	General interest charge			\$2,037.28 DR
11 Apr 2022	16 May 2022	Tax return Self Man Superfund - Income Tax for the period from 01 Jul 20 to 30 Jun 21	\$2,037.28		\$2,037.28 DR
1 Nov 2021	1 Nov 2021	General interest charge			\$0.00
1 Nov 2021	29 Oct 2021	Payment received		\$1,043.46	\$0.00
1 Oct 2021	1 Oct 2021	General interest charge			\$1,043.46 DR



**Australian Government**  
**Australian Taxation Office**

**Agent** SMSF AUSTRALIA PTY LTD  
**Client** THE TRUSTEE FOR PENROSE  
INVESTMENTS SUPER FUND  
**ABN** 13 121 565 040  
**TFN** 916 162 772

## Activity statement 001

---

<b>Date generated</b>	21 September 2023
<b>Overdue</b>	\$0.00
<b>Not yet due</b>	\$0.00
<b>Balance</b>	\$0.00

## Transactions

---

0 results found - from **Invalid date** to **Invalid date** sorted by **processed date** ordered **newest to oldest**

**ICSGLOBAL LIMITED**

delisted by ASX under Listing Rule 17.12	22/06/2023
we understand ASX removed the company from listing because its securities have been suspended from quotation for a continuous period of two years	22/06/2023
The company releases its Distribution Schedule and Top 20 Holders.	08/03/2023
DWY confirms all remaining conditions were fulfilled at the close of the offer at (7:00pm Sydney time) on 28 February 2023. All acceptances (takeover contracts) are binding and will be processed. Under the terms of the Offer, payment will be made 21 days after the end of the Offer Period, being 21 March 2023.	01/03/2023
The company releases a notice in relation to the off-market takeover bid for all of the ordinary shares in ICSGlobal Limited by DWY (No.1). The notice provides that: the offers and takeover contracts are freed of the minimum acceptance condition; and none of the remaining conditions in section 8.1 of the Bidder's Statement have been freed or fulfilled, as such the Offer and takeover contracts remain subject to those conditions. The offer period will close at 7:00pm (Sydney time) on 28 February 2023.	20/02/2023
The company lodges its Half Year Accounts.	20/02/2023
The company releases its first supplementary target's statement. The ICS Directors continue to unanimously recommend that ICS shareholders REJECT the offer from DWY under the Takeover Bid.	30/01/2023
The ICS Board acknowledges the receipt today of a variation to the replacement bidders statement issued by DWY (No.1) Pty Ltd in relation to its off-market offer to acquire all the shares in ICS Global Limited. The ICS Board is considering DWY's revised proposal and will update ICS Shareholders in due course. ICS Shareholders should take no action in relation to the DWY takeover bid.	27/01/2023
ICS shareholders are encouraged to read the Notice of Variation in its full as it provides that: the Offer is increased from 20 cents cash to 21 cents cash per share; DWY has extended the Offer Period to 7:00pm (Sydney time) 28 February 2023; as a result of the Extension of the Offer Period, the new date for giving of the notice of the status of the conditions to DWY's takeover offer is now 20 February 2023. In the Target's Statement dated 4 January 2023, the ICS Board states the offer does not represent a fair price of ICS shares. The Board's position is clear; ICS is suspended and shareholders have no ready market to sell into, as such a "liquidity discount" is appropriate.	25/01/2023
DWY notifies the ASX that it has today completed sending the Replacement Bidder's Statement and offers to ICSGlobal Limited.	12/01/2023
ICS Global Limited releases a target's statement relating to the off-market takeover bid by DWY (No. 1) Pty Limited to acquire all of the shares in ICS. The ICS Directors unanimously recommend that ICS shareholders REJECT the offer from DWY under the Takeover Bid.	04/01/2023
The company releases a supplementary Bidder's Statement issued by DWY.	22/12/2022
The company releases a bidder's statement for the off-market cash offer by DWY to acquire all shares in ICSGlobal Limited for \$0.20 cash per share.	12/12/2022
The company releases the results of its meeting.	07/12/2022
The company releases the Results of Meeting.	18/11/2022
The company releases the Chairman's Address to Shareholders.	18/11/2022
The company releases the Chairman's AGM Letter.	21/10/2022
The company's AGM at 10.00am (AEDT) on Friday, 18 November 2022 at Hall Chadwick Level 40 2 Park Street Sydney NSW 2000.	21/10/2022
The company releases an Appendix 4G.	26/08/2022
The company lodges its Annual Report to shareholders.	26/08/2022
The company lodges its Half Year Accounts.	28/02/2022
The company releases the results of its meeting.	16/12/2021

The company releases the Chairman's Address to Shareholders.	16/12/2021
The company's AGM will be held as a physical AGM at Hall Chadwick, Level 40, 2 Park Street Sydney NSW 2000 commencing at 10am (AEDT) on Thursday 16th December 2021.	16/11/2021
The company lodges its Appendix 4E and Annual Report to shareholders.	31/08/2021
The draft ruling provided by the ATO has now been finalised.	06/08/2021
The company releases a notice of Dividend/Distribution - ICS.	07/07/2021
The company releases a notice of Return of Capital - ICS.	07/07/2021
The company releases the results of its meeting.	07/07/2021
The company releases its Chairman's Address to Shareholders.	07/07/2021
Due to recently announced COVID-19 restrictions, its Extraordinary General Meeting that was scheduled to be held at Hall Chadwick, Level 40, 2 Park Street, Sydney NSW 2000 on Wednesday, 7 th July 2021 will now be held as a Virtual Meeting at the same time, Wednesday, 7 th July 2021 at 10:00am (AEST).	01/07/2021
The securities of ICS Global Limited will be suspended from quotation at the close of business today, 21 June 2021, being six months from the date of the agreement to dispose ICS's main undertaking in accordance with Listing Rule 17.3. ASX is also likely to exercise its discretions under Listing Rule 11.1.2 to require any new proposed acquisitions to be conditional on approval by ICS's ordinary security holders and under Listing Rule 11.1.3 to require ICS to re-comply with Chapters 1 and 2 of the Listing Rules before trading is reinstated.	21/06/2021
we understand that on or about this date the company consolidated its shares 1 for 20	24/11/2014
the suspension of trading in the securities of ICSGlobal Limited will be lifted immediately, following receipt of an announcement in respect of its fundraising activities	01/07/2009
the securities of ICSGlobal Limited (the "Company") will be suspended from quotation immediately, at the request of the Company, pending the release of an announcement in relation to a possible fundraising	25/06/2009

*Your browser may reflect a date of printing in American format.*



# Balance History

Currency Australian Dollar

View: ACR, X\*\*\*\*\*9433 (JD PENROSE INVESTMENTS P/L <PENROSE INVESTMENTS S/F A/C>)

Balance as at date (dd/mm/yyyy)

Displaying Balance History as at **30 Jun 2023**

HIN/SRN EMP ID	Security Code	Closing Price (AUD)	Total Balance	Tradeable Balance	Total Value (AUD)
X*****9433	ACR	0.042	1	1	0.04

Viewing 1 - 1 of 1

Total Value: \$ 0.04

All material copyright © 2023 Link Market Services Limited

Ask us now

Chat

Feedback

Date: 27/09/2023

Dear Sir/Madam,

Thank you for your enquiry and below is the account balance(s) of your portfolio as of close of business on: 30/06/2023

**AUSTCO HEALTHCARE LIMITED**  
**AHC FULLY PAID ORDINARY SHARES**

<b>Name</b>	<b>Share Type</b>	<b>Register</b>	<b>Quantity</b>
JD PENROSE INVESTMENTS P/L <PENROSE INVESTMENTS S/F> X*****9433	CHESS Sponsored	VIC	280000
<b>Total</b>			<b>280000</b>

Sincerely,  
Computershare

**Only Computershare managed holdings are listed.**





# Balance History

Currency Australian Dollar

View: ALG, X\*\*\*\*\*9433 (JD PENROSE INVESTMENTS P/L <PENROSE INVESTMENTS S/F A/C>)

Balance as at date (dd/mm/yyyy) 30/06/2023

Displaying Balance History as at 30 Jun 2023

HIN/SRN EMP ID	Security Code	Closing Price (AUD)	Total Balance	Tradeable Balance	Total Value (AUD)
X*****9433	ALG	0.45	1	1	0.45

Viewing 1 - 1 of 1

Total Value: \$ 0.45

All material copyright © 2023 Link Market Services Limited

Ask us now ^

Chat

Feedback



# Balance History

Currency Australian Dollar

View: AUB, X\*\*\*\*\*9433 (JD PENROSE INVESTMENTS P/L <PENROSE INVESTMENTS S/F A/C>)

Balance as at date (dd/mm/yyyy) 30/06/2023

Displaying Balance History as at 30 Jun 2023

HIN/SRN EMP ID	Security Code	Closing Price (AUD)	Total Balance	Tradeable Balance	Total Value (AUD)
X*****9433	AUB	29.40	1	1	29.40

Viewing 1 - 1 of 1

Total Value: \$ 29.40

All material copyright © 2023 Link Market Services Limited

Ask us now

Chat
Feedback

Date: 27/09/2023

Dear Sir/Madam,

Thank you for your enquiry and below is the account balance(s) of your portfolio as of close of business on: 30/06/2023

**AUSTRALIAN VINTAGE LTD  
AVG FULLY PAID ORDINARY SHARES**

Name	Share Type	Register	Quantity
JD PENROSE INVESTMENTS P/L <PENROSE INVESTMENTS S/F> X*****9433	CHESS Sponsored	NSW	2
<b>Total</b>			<b>2</b>

Sincerely,  
Computershare

**Only Computershare managed holdings are listed.**

Date: 27/09/2023

Dear Sir/Madam,

Thank you for your enquiry and below is the account balance(s) of your portfolio as of close of business on: 30/06/2023

**BABY BUNTING GROUP LIMITED**  
**BBN ORDINARY FULLY PAID SHARES**

Name	Share Type	Register	Quantity
JD PENROSE INVESTMENTS P/L <PENROSE INVESTMENTS S/F> X*****9433	CHESS Sponsored	VIC	1
<b>Total</b>			<b>1</b>

Sincerely,  
Computershare

**Only Computershare managed holdings are listed.**



# Balance History

Currency Australian Dollar ▼

View: BSL, X\*\*\*\*\*9433 (JD PENROSE INVESTMENTS P/L <PENROSE INVESTMENTS S/F A/C>)

Balance as at date (dd/mm/yyyy) 30/06/2023

Displaying Balance History as at 30 Jun 2023

HIN/SRN EMP ID	Security Code	Closing Price (AUD)	Total Balance	Tradeable Balance	Total Value (AUD)
<a href="#">X*****9433</a>	<a href="#">BSL</a>	20.55	1	1	20.55

Viewing 1 - 1 of 1  
Total Value: \$ 20.55

All material copyright © 2023 Link Market Services Limited

Ask us now ^

Chat

Feedback



# Balance History

Currency Australian Dollar ▼

View: CBA, X\*\*\*\*\*9433 (JD PENROSE INVESTMENTS P/L <PENROSE INVESTMENTS S/F A/C>)

Balance as at date (dd/mm/yyyy) 30/06/2023

Displaying Balance History as at **30 Jun 2023**

HIN/SRN EMP ID	Security Code	Closing Price (AUD)	Total Balance	Tradeable Balance	Total Value (AUD)
<a href="#">X*****9433</a>	<a href="#">CBA</a>	100.27	1	1	100.27

Viewing 1 - 1 of 1

**Total Value: \$ 100.27**

All material copyright © 2023 Link Market Services Limited

Ask us now ^

Chat

Feedback

[Home](#) > [History](#) > [Holdings Balance](#)

## Holdings Balance History

Enter your search ^

Issuer  
Credit Corp Group Limited

Security Class  
CCP - Fully Paid Ordinary Shares

Subregister  
CHESS

Enter Balance Date (dd/mm/yyyy)  
30/06/2023 

Add Comparison Date

[View](#)

### Results

PLEASE NOTE: The balances shown below may not be a complete record of your current holding as there may be transactions which are not yet registered.

Credit Corp Group Limited  
Fully Paid Ordinary Shares  
- CHESS

#### Balance Details

Holding Balance Date  
30-Jun-2023

No of Securities 1

\*All times are displayed in Sydney time.

Date: 27/09/2023

Dear Sir/Madam,

Thank you for your enquiry and below is the account balance(s) of your portfolio as of close of business on: 30/06/2023

**CODAN LIMITED**

**CDA ORDINARY FULLY PAID SHARES**

<b>Name</b>	<b>Share Type</b>	<b>Register</b>	<b>Quantity</b>
JD PENROSE INVESTMENTS P/L <PENROSE INVESTMENTS S/F> X*****9433	CHESS Sponsored	SA	1
<b>Total</b>			<b>1</b>

Sincerely,  
Computershare

**Only Computershare managed holdings are listed.**





# Balance History

Currency Australian Dollar ▼

View: CHC, X\*\*\*\*\*9433 (JD PENROSE INVESTMENTS P/L <PENROSE INVESTMENTS S/F A/C>)

Balance as at date (dd/mm/yyyy) 30/06/2023

Displaying Balance History as at 30 Jun 2023

HIN/SRN EMP ID	Security Code	Closing Price (AUD)	Total Balance	Tradeable Balance	Total Value (AUD)
<a href="#">X*****9433</a>	<a href="#">CHC</a>	10.71	1	1	10.71

Viewing 1 - 1 of 1

**Total Value: \$ 10.71**

All material copyright © 2023 Link Market Services Limited

Ask us now ^

Chat

Feedback

Date: 27/09/2023

Dear Sir/Madam,

Thank you for your enquiry and below is the account balance(s) of your portfolio as of close of business on: 30/06/2023

**DUSK GROUP LIMITED**  
**DSK ORDINARY FULLY PAID SHARES**

Name	Share Type	Register	Quantity
JD PENROSE INVESTMENTS P/L <PENROSE INVESTMENTS S/F> X*****9433	CHESS Sponsored	VIC	1
<b>Total</b>			<b>1</b>

Sincerely,  
Computershare

**Only Computershare managed holdings are listed.**



# Balance History

Currency Australian Dollar ▼

◀ View: DVR, X\*\*\*\*\*9433 (JD PENROSE INVESTMENTS P/L <PENROSE INVESTMENTS S/F A/C>)

Balance as at date (dd/mm/yyyy) 30/06/2023

Displaying Balance History as at **30 Jun 2023**

HIN/SRN EMP ID	Security Code	Closing Price (AUD)	Total Balance	Tradeable Balance	Total Value (AUD)
<a href="#">X*****9433</a>	<a href="#">DVR</a>	<span style="color: orange;">■</span> 0.80	15,000	15,000	12,000.00

Viewing 1 - 1 of 1

**Total Value: \$ 12,000.00**

All material copyright © 2023 Link Market Services Limited

Ask us now ^

Chat

Feedback

Date: 27/09/2023

Dear Sir/Madam,

Thank you for your enquiry and below is the account balance(s) of your portfolio as of close of business on: 30/06/2023

**ENERGY RESOURCES OF AUSTRALIA LTD  
ERA FULLY PAID ORDINARY 'A' SHARES**

Name	Share Type	Register	Quantity
JD PENROSE INVESTMENTS P/L <PENROSE INVESTMENTS S/F> X*****9433	CHESS Sponsored	ACT	1
<b>Total</b>			<b>1</b>

Sincerely,

Computershare

**Only Computershare managed holdings are listed.**

# Transaction History

## ICSGlobal Limited

JD PENROSE INVESTMENTS P/L - As at 27/09/2023



JD PENROSE INVESTMENTS P/L  
<PENROSE INVESTMENTS S/F A/C>  
112/38 BANK STREET  
SOUTH MELBOURNE VIC 3205

Security Class  
Fully Paid Ordinary Shares

Subregister	Reference	Transaction	Date	No. of Securities	Total Securities
		<b>Closing Balance</b>			<b>0</b>
CHESS	0058819433	Subregister Conversion	29-Jun-2023	-1	0
CHESS	0058819433	Holding Movement	16-Jun-2017	-10,699	1
CHESS	0058819433	Holding Movement	03-Nov-2016	10,700	10,700

No prior transactions

Date: 27/09/2023

Dear Sir/Madam,

Thank you for your enquiry and below is the account balance(s) of your portfolio as of close of business on: 30/06/2023

**IONIC RARE EARTHS LIMITED  
IXR ORDINARY FULLY PAID SHARES**

<b>Name</b>	<b>Share Type</b>	<b>Register</b>	<b>Quantity</b>
JD PENROSE INVESTMENTS P/L <PENROSE INVESTMENTS S/F> X*****9433	CHESS Sponsored	WA	385000
<b>Total</b>			<b>385000</b>

Sincerely,

Computershare

**Only Computershare managed holdings are listed.**

Date: 27/09/2023

Dear Sir/Madam,

Thank you for your enquiry and below is the account balance(s) of your portfolio as of close of business on: 30/06/2023

**JUMBO INTERACTIVE LIMITED  
JIN FULLY PAID ORDINARY SHARES**

Name	Share Type	Register	Quantity
JD PENROSE INVESTMENTS P/L <PENROSE INVESTMENTS S/F> X*****9433	CHESS Sponsored	WA	1
<b>Total</b>			<b>1</b>

Sincerely,  
Computershare

**Only Computershare managed holdings are listed.**

[Home](#) > [History](#) > [Holdings Balance](#)

## Holdings Balance History

Enter your search ^

Issuer

Security Class

Subregister

Enter Balance Date (dd/mm/yyyy)  
 

Add Comparison Date

[View](#)

### Results

PLEASE NOTE: The balances shown below may not be a complete record of your current holding as there may be transactions which are not yet registered.

LaserBond Limited  
Fully Paid Ordinary Shares  
- CHESS

#### Balance Details

**Holding Balance Date**

30-Jun-2023

**No of Securities**

1

\*All times are displayed in Sydney time.



[Home](#) > [History](#) > [Holdings Balance](#)

## Holdings Balance History

Enter your search ^

**Issuer**  
MA Financial Group Limited

**Security Class**  
MAF - Fully Paid Ordinary Shares

**Subregister**  
CHESS

**Enter Balance Date (dd/mm/yyyy)**  
30/06/2023 

Add Comparison Date

[View](#)

### Results

PLEASE NOTE: The balances shown below may not be a complete record of your current holding as there may be transactions which are not yet registered.

MA Financial Group Limited  
Fully Paid Ordinary Shares  
- CHESS

#### Balance Details

**Holding Balance Date**  
30-Jun-2023

**No of Securities** 9,174

\*All times are displayed in Sydney time.

Date: 27/09/2023

Dear Sir/Madam,

Thank you for your enquiry and below is the account balance(s) of your portfolio as of close of business on: 30/06/2023

**MONADELPHOUS GROUP LIMITED  
MND ORDINARY FULLY PAID SHARES**

Name	Share Type	Register	Quantity
JD PENROSE INVESTMENTS P/L <PENROSE INVESTMENTS S/F> X*****9433	CHESS Sponsored	WA	1
<b>Total</b>			<b>1</b>

Sincerely,  
Computershare

**Only Computershare managed holdings are listed.**



# Balance History

Currency Australian Dollar ▼

View: MQG, X\*\*\*\*\*9433 (JD PENROSE INVESTMENTS P/L <PENROSE INVESTMENTS S/F A/C>)

Balance as at date (dd/mm/yyyy) 30/06/2023

Displaying Balance History as at 30 Jun 2023

HIN/SRN EMP ID	Security Code	Closing Price (AUD)	Total Balance	Tradeable Balance	Total Value (AUD)
<a href="#">X*****9433</a>	<a href="#">MQG</a>	<span style="color: orange;">■</span> 177.62	1	1	177.62

Viewing 1 - 1 of 1

Total Value: \$ 177.62

All material copyright © 2023 Link Market Services Limited

Ask us now ^

Chat

Feedback

Date: 27/09/2023

Dear Sir/Madam,

Thank you for your enquiry and below is the account balance(s) of your portfolio as of close of business on: 30/06/2023

**OMNI BRIDGEWAY LIMITED  
OBL FULLY PAID ORDINARY SHARES**

Name	Share Type	Register	Quantity
JD PENROSE INVESTMENTS P/L <PENROSE INVESTMENTS S/F> X*****9433	CHESS Sponsored	WA	1
<b>Total</b>			<b>1</b>

Sincerely,  
Computershare

**Only Computershare managed holdings are listed.**



# Balance History

Currency Australian Dollar ▼

View: OML, X\*\*\*\*\*9433 (JD PENROSE INVESTMENTS P/L <PENROSE INVESTMENTS S/F A/C>)

Balance as at date (dd/mm/yyyy) 30/06/2023

Displaying Balance History as at **30 Jun 2023**

HIN/SRN EMP ID	Security Code	Closing Price (AUD)	Total Balance	Tradeable Balance	Total Value (AUD)
<a href="#">X*****9433</a>	<a href="#">OML</a>	1.18	1	1	1.18

Viewing 1 - 1 of 1

**Total Value: \$ 1.18**

All material copyright © 2023 Link Market Services Limited

Ask us now

Chat


Feedback



**Automic**  
GPO Box 5193, Sydney, NSW, 2001  
P 1300 288 664 (Within Australia)  
P +61 (0)2 9698 5414 (Outside Australia)  
F +61 (0)2 8583 3040  
E [hello@automic.com.au](mailto:hello@automic.com.au) ABN 27152260814

## PTX Transaction History

PTX Transaction history from: 01-July-2011 to: 30-June-2023

Date	Description	Amount	Closing Balance
19-October-2016	Market movement	130,435	130,435
08-December-2016	Market movement	-100,000	30,435
09-December-2016	Market movement	-30,434	1 



**Automic**  
GPO Box 5193, Sydney, NSW, 2001  
P 1300 288 664 (Within Australia)  
P +61 (0)2 9698 5414 (Outside Australia)  
F +61 (0)2 8583 3040  
E [hello@automic.com.au](mailto:hello@automic.com.au) ABN 27152260814

## RCE Transaction History

RCE Transaction history from: 01-July-2017 to: 30-June-2023

Date	Description	Amount	Closing Balance
19-April-2021	Market movement	20,800	20,800
24-June-2021	Market movement	-20,799	1

Date: 27/09/2023

Dear Sir/Madam,

Thank you for your enquiry and below is the account balance(s) of your portfolio as of close of business on: 30/06/2023

**SOUTHERN CROSS MEDIA GROUP LIMITED**

**SXL FULLY PAID ORDINARY SHARES**

Name	Share Type	Register	Quantity
JD PENROSE INVESTMENTS P/L <PENROSE INVESTMENTS S/F> X*****9433	CHESS Sponsored	NSW	1
<b>Total</b>			<b>1</b>

Sincerely,  
Computershare

**Only Computershare managed holdings are listed.**





# Balance History

Currency Australian Dollar

View: TLC, X\*\*\*\*\*9433 (JD PENROSE INVESTMENTS P/L <PENROSE INVESTMENTS S/F A/C>)

Balance as at date (dd/mm/yyyy) 30/06/2023

Displaying Balance History as at 30 Jun 2023

HIN/SRN EMP ID	Security Code	Closing Price (AUD)	Total Balance	Tradeable Balance	Total Value (AUD)
X*****9433	TLC	5.13	1	1	5.13

Viewing 1 - 1 of 1

Total Value: \$ 5.13

All material copyright © 2023 Link Market Services Limited

Ask us now ^

Chat

Feedback



## Balance History

Currency Australian Dollar ▼

◀ View: TLS, X\*\*\*\*\*9433 (JD PENROSE INVESTMENTS P/L <PENROSE INVESTMENTS S/F A/C>)

Balance as at date (dd/mm/yyyy) 30/06/2023

Displaying Balance History as at **30 Jun 2023**

HIN/SRN EMP ID	Security Code	Closing Price (AUD)	Total Balance	Tradeable Balance	Total Value (AUD)
X*****9433	TLS	3.86	1	1	3.86

Viewing 1 - 1 of 1

**Total Value: \$ 3.86**

All material copyright © 2023 Link Market Services Limited

Ask us now

Date: 27/09/2023

Dear Sir/Madam,

Thank you for your enquiry and below is the account balance(s) of your portfolio as of close of business on: 30/06/2023

**TROY RESOURCES LIMITED**  
**ORDINARY FULLY PAID SHARES Unlisted**

Name	Share Type	Register	Quantity	
JD PENROSE INVESTMENTS P/L <PENROSE INVESTMENTS S/F> X*****9433	CHESS Sponsored	VIC	1	Unlisted
<b>Total</b>			<b>1</b>	

Sincerely,  
Computershare

**Only Computershare managed holdings are listed.**



# Balance History

Currency Australian Dollar

View: TYR, X\*\*\*\*\*9433 (JD PENROSE INVESTMENTS P/L <PENROSE INVESTMENTS S/F A/C>)

Balance as at date (dd/mm/yyyy) 30/06/2023

Displaying Balance History as at 30 Jun 2023

HIN/SRN EMP ID	Security Code	Closing Price (AUD)	Total Balance	Tradeable Balance	Total Value (AUD)
X*****9433	TYR	1.14	1	1	1.14

Viewing 1 - 1 of 1

Total Value: \$ 1.14

All material copyright © 2023 Link Market Services Limited

Ask us now ^

Chat

Feedback



# Balance History

Currency Australian Dollar

View: VCX, X\*\*\*\*\*9433 (JD PENROSE INVESTMENTS P/L <PENROSE INVESTMENTS S/F A/C>)

Balance as at date (dd/mm/yyyy) 30/06/2023

Displaying Balance History as at 30 Jun 2023

HIN/SRN EMP ID	Security Code	Closing Price (AUD)	Total Balance	Tradeable Balance	Total Value (AUD)
X*****9433	VCX	1.845	1	1	1.85

Viewing 1 - 1 of 1

Total Value: \$ 1.85

All material copyright © 2023 Link Market Services Limited

Ask us now ^

Chat

Feedback



# Balance History

Currency Australian Dollar

View: WBC, X\*\*\*\*\*9433 (JD PENROSE INVESTMENTS P/L <PENROSE INVESTMENTS S/F A/C>)

Balance as at date (dd/mm/yyyy)

Displaying Balance History as at **30 Jun 2023**

HIN/SRN EMP ID	Security Code	Closing Price (AUD)	Total Balance	Tradeable Balance	Total Value (AUD)
X*****9433	WBC	21.34	1	1	21.34

Viewing 1 - 1 of 1

**Total Value: \$ 21.34**

All material copyright © 2023 Link Market Services Limited

Ask us now

Chat

Feedback

Date: 21/09/2023

Dear Sir/Madam,

Thank you for your enquiry and below is the account balance(s) of your portfolio as of close of business on: 30/06/2023

<b>TROY RESOURCES LIMITED</b>					
<b>ORDINARY FULLY PAID SHARES Unlisted</b>					
<b>Name</b>	<b>Share Type</b>	<b>Register</b>	<b>Quantity</b>		
JD PENROSE INVESTMENTS P/L <PENROSE INVESTMENTS S/F> X*****9433	CHESS Sponsored	VIC	1		Unlisted
		<b>Total</b>	<b>1</b>		

Sincerely,  
Computershare

**Only Computershare managed holdings are listed.**

Penrose Investments Super Fund

Bank Statements Match Transactions Business Events

Bank Account  Date Range  to  Group By

Show only Unmatched

Add Upload CSV Upload PDF Export CSV Match To New Edit Delete Unmatch 0 selected 11 items

Opening Balance: \$8,777.48 | Closing Balance: \$9,341.34

<input type="checkbox"/>	Date	Description	Cash Out	Cash In	Match Summary	Processed By	Balance
<input type="checkbox"/>	04/07/2023	001296767049 MQG FNL DIV 077669		\$4.50	Matched: Dividend	Automated Feed	\$8,781.98
<input type="checkbox"/>	31/07/2023	Credit interest		\$4.10	Matched: Interest Received	Automated Feed	\$8,786.08
<input type="checkbox"/>	31/08/2023	001300174080 CHC DST 323551		\$0.22	Matched: 2 transactions	Automated Feed	\$8,786.30
<input type="checkbox"/>	31/08/2023	Credit interest		\$4.10	Matched: Interest Received	Automated Feed	\$8,790.40
<input type="checkbox"/>	08/09/2023	SEP23/00803231 BABY BUNTING GRP 458106		\$0.05	Matched: Dividend	Automated Feed	\$8,790.45
<input type="checkbox"/>	11/09/2023	001300538803 VCX DST 218865		\$0.07	Matched: Distribution	Automated Feed	\$8,790.52
<input type="checkbox"/>	20/09/2023	001302271508 TLC DIV 302169		\$0.06	Matched: Dividend	Automated Feed	\$8,790.58
<input type="checkbox"/>	20/09/2023	23SEP/00804495 CODAN DIV/DEND 396297		\$0.10	Matched: Dividend	Automated Feed	\$8,790.68
<input type="checkbox"/>	20/09/2023	S00033577176 MA Financial DIV 255730		\$550.44	Matched: Dividend	Automated Feed	\$9,341.12
<input type="checkbox"/>	21/09/2023	001301263131 OML ITM DIV 302169		\$0.02	Matched: Dividend	Automated Feed	\$9,341.14
<input type="checkbox"/>	22/09/2023	SEP23/00803624 JUMBO INTERACTIV 358020		\$0.20	Matched: Dividend	Automated Feed	\$9,341.34



Date: 27/09/2023

Dear Sir/Madam,

Thank you for your enquiry and below is the account balance(s) of your portfolio as of close of business on: 30/06/2023

**DANAKALI LIMITED  
DNK ORDINARY FULLY PAID SHARES**

<b>Name</b>	<b>Share Type</b>	<b>Register</b>	<b>Quantity</b>
JD PENROSE INVESTMENTS P/L <PENROSE INVESTMENTS S/F> X*****9433	CHESS Sponsored	WA	1
<b>Total</b>			<b>1</b>

Sincerely,  
Computershare

**Only Computershare managed holdings are listed.**

**Due Date: 29 Dec 2022**

TAX INVOICE

Trustee for Penrose Investments Super Fund  
Unit 112 38 Bank St  
SOUTH MELBOURNE VIC 3205  
AUSTRALIA**Invoice Number**  
INV-1219**Invoice Date**  
22 Dec 2022

Description	GST	Amount
For Professional Services including:		
Accounting time completing entry, reconciliations, members statements, financials and tax return for the fund	10%	825.00
Class Super Software costs oncharged	10%	275.00
Audit costs including disbursement to independent auditor	10%	330.00
	Subtotal	1,300.00
	Total GST 10%	130.00
	Invoice Total	1,430.00
	Payments Received	0.00
	<b>Amount Due</b>	<b>\$1,430.00</b>

Account payment terms are STRICTLY 7 days net  
[accounts@smsfaustralia.com](mailto:accounts@smsfaustralia.com)

## How to Pay

EFT directly into our bank account:  
Account: SMSF Australia Pty Ltd  
BSB: 065-004 Account No: 1108 1117  
Reference: Name and INV-1219Credit card payment via Stripe  
VISA or MasterCard Accepted  
**3% surcharge oncharged**



Australian Government  
Australian Taxation Office

## PAYG Instalments report 2023

**Tax Agent** 25957257

**Last Updated** 23/09/2023

TFN	Client Name	Quarter 1 (\$)	Quarter 2 (\$)	Quarter 3 (\$)	Quarter 4 (\$)	Total Instalment (\$)
916162772	THE TRUSTEE FOR PENROSE INVESTMENTS SUPER FUND	521.00	0.00	Not Applicable	Not Applicable	521.00

**Total No of Clients: 1**



## Activity statement 001

<b>Date generated</b>	27 September 2023
<b>Overdue</b>	\$0.00
<b>Not yet due</b>	\$0.00
<b>Balance</b>	\$0.00

## Transactions

18 results found - from 27 September 2021 to 27 September 2023 sorted by processed date ordered newest to oldest

Processed date	Effective date	Description	Debit (DR)	Credit (CR)	Balance
16 Dec 2022	28 Feb 2023	Client initiated amended Activity Statement for the period ending 31 Dec 22 - PAYG Instalments		\$521.00	\$0.00
15 Dec 2022	28 Feb 2023	Original Activity Statement for the period ending 31 Dec 22 - PAYG Instalments	\$521.00		\$521.00 DR
18 Nov 2022	18 Nov 2022	General interest charge			\$0.00
18 Nov 2022	17 Nov 2022	Payment received		\$521.00	\$0.00
1 Nov 2022	1 Nov 2022	General interest charge			\$521.00 DR
23 Sep 2022	28 Oct 2022	Original Activity Statement for the period ending 30 Sep 22 - PAYG Instalments	\$521.00		\$521.00 DR
29 Jul 2022	28 Jul 2022	Payment received		\$1,245.00	\$0.00
28 Jun 2022	28 Jul 2022	Original Activity Statement for the period ending 30 Jun 22 - PAYG Instalments	\$1,245.00		\$1,245.00 DR
28 Apr 2022	27 Apr 2022	Payment received		\$265.00	\$0.00

Processed date	Effective date	Description	Debit (DR)	Credit (CR)	Balance
28 Mar 2022	28 Apr 2022	Original Activity Statement for the period ending 31 Mar 22 - PAYG Instalments	\$265.00		\$265.00 DR
7 Mar 2022	7 Mar 2022	General interest charge			\$0.00
7 Mar 2022	28 Feb 2022	Original Activity Statement for the period ending 31 Dec 21 - PAYG Instalments	\$265.00		\$0.00
4 Feb 2022	3 Feb 2022	Payment received		\$265.00	\$265.00 CR
3 Nov 2021	3 Nov 2021	General interest charge			\$0.00
3 Nov 2021	2 Nov 2021	Payment received		\$530.00	\$0.00
1 Nov 2021	1 Nov 2021	General interest charge			\$530.00 DR
31 Oct 2021	28 Oct 2021	Original Activity Statement for the period ending 30 Sep 21 - PAYG Instalments	\$265.00		\$530.00 DR
1 Oct 2021	1 Oct 2021	General interest charge			\$265.00 DR

**Penrose Investments Super Fund  
Consent and Declaration of the Trustees**

**I / We: Justin Penrose**

Hereby declare that we are not \*disqualified from acting as trustees of a superannuation fund under the Superannuation Industry (Supervision) Act 1993.

- Hereby consent to act as trustees of the Penrose Investments Super Fund.
- Agree to execute the Trust Deed and to administer the Fund in accordance with the terms and conditions set out in the Trust Deed.
- Undertake to notify any other Trustee and the Australian Taxation Office in writing if any one of us is for any reason disqualified from continuing to act as a trustee.

Justin Penrose  
Director  
Jdpenrose Investments Pty Ltd  
Date: 27/3/14



**TRUSTEE STANDARDS**

\*The Superannuation Industry (Supervision) Act 1993 provides that the following persons are disqualified from acting as a trustee:

**DISQUALIFIED PERSONS**

A person is disqualified if:

- The person has a prior conviction involving dishonest conduct, wherever or whenever such conviction may have occurred.
- The person is insolvent, under administration or bankrupt.
- The person in relation to whom a civil penalty order has been made under the Superannuation Industry (Supervision) Act 1993.

**DISQUALIFIED BODY CORPORATE**

A corporate body is disqualified if:

- The corporate body knows or has reasonable grounds to suspect that a responsible officer of the body corporate is a disqualified person.
- A receiver has been appointed in respect of the property beneficially owned by the body.
- An official manager or administrator or professional litigator has been appointed in respect of the body.

**Trust Deed for the  
Penrose Investments Super Fund**

\*\*\*\*\*

**Deed for a *regulated self managed superannuation fund* established under the Superannuation Industry (Supervision) Act 1993 as amended.**

The fund provides pensions (and/or lump sums) based on the accumulation of member accounts, suitable for up to 4 members.

## Penrose Investments Super Fund

**THIS DEED is made by the Trustee named in the Signing Schedule ['Schedule'] hereto, on the date as shown in that Schedule.**

### **BACKGROUND**

The Trustee has resolved to establish an indefinitely continuing superannuation fund (the 'Fund') for the sole purpose of enabling Members or other permitted parties to make provision in respect of:

- (i) retirement benefits for Members pursuant to the Primary Purpose in the terms of this Deed; and
- (ii) other benefits as permitted under the Deed, including benefits payable as a result of Disablement or to Dependants in the event of death, such benefits being ancillary to the Primary Purpose.

### **OPERATIVE PROVISIONS**

- I The Fund will come into existence and will be deemed to have commenced on the first date the Trustee receives money or other property to hold on the terms of the Deed.
- II The Trustee will make a binding election that the Fund will become a *regulated superannuation fund* under the provisions of the Superannuation Industry (Supervision) Act 1993 (the 'Act') and the Fund shall at all times either maintain a corporate trustee (being a constitutional corporation under the Act) or otherwise satisfy the trustee requirements of the Act relating to a *regulated superannuation fund*.
- III The Fund is intended to be a *self managed superannuation fund* under the Act and, if the Fund ceases to meet the necessary conditions for such a fund, the Trustee will either take action to cause the Fund to meet those conditions or arrange for the Fund to be otherwise administered pursuant to the provisions of the Act.
- IV The Trustee covenants to perform and observe the agreements, covenants, trust stipulations and conditions of the Deed.

AND the Trustee **DECLARES** the terms of the Deed as follows:-



## 1.....DEFINITIONS

1.1 Definitions. In this Deed unless the context otherwise requires:

'Act' means the Superannuation Industry (Supervision) Act 1993 as amended from time to time.

'Auditor' means the auditor appointed pursuant to sub-clause 3.5(a).

'Benefit' means any amount paid or payable by the Trustee out of the Fund pursuant to the Deed to or in respect of a Member and includes a payment by way of a lump sum or a Pension.

'Beneficiary' means a person entitled to receive a Benefit either now or in the future including, as the case requires, a Dependant of a Member.

'Clause' means a clause or sub-clause of this Deed.

'Contributions' means payments to the Fund by, or on behalf of, Members in accordance with the terms of this Deed.

'Deed' or 'this Deed' means this document as amended or substituted from time to time by the Trustee by power of Clause 9.10.

'Dependant' means any person who qualifies as a dependant of a Member for superannuation purposes under the terms of the Regulations.

'Disablement' means, in respect of a Member, a physical or mental condition, the severity of which enables a Benefit to be paid to the Member pursuant to the terms (and subject to the conditions) of the Regulations.

'Fund' means the Contributions, and all cash and other property into which the Contributions may be converted or invested, and includes all property of whatever kind that may be transferred to the Trustee pursuant to the terms of this Deed.

'Individual Account' means the account or accounts maintained for a Member pursuant to Clause 7.

'Member' means any person who, in accordance with the Regulations, is eligible to be a member of the Fund and has been admitted to the Fund by the Trustee.

'Pension' means a Benefit payable at a yearly rate by instalments (such payments meeting the standards set out in the Regulations).

'Preservation' means a requirement that payment of a Benefit from the Fund must be deferred until one of the release conditions referred to in the Regulations has been satisfied or met in respect of the Member.

"Primary Purpose" means:

- (a) If and when the Trustee is a company: the provision of retirement benefits in respect of Members either by way of lump sums or pensions; or
- (b) If and when any Trustee is an individual: the provision of retirement benefits in respect of Members by way of old age pensions as defined in the Regulations.

'Regulations' means the Superannuation Industry (Supervision) Act 1993, the Superannuation Industry (Supervision) Regulations, the Tax Act, the Superannuation Guarantee (Administration) Act 1992, the Superannuation Guarantee Charge Act 1992 and the regulations made & promulgated under such Acts (including any enactment made by way of amendment of or in substitution for any of the foregoing acts or regulations) and all orders of any Relevant Authority having the force of law relating to Self Managed Superannuation Funds and any further act regulation direction or rule relating to such funds.

'Relevant Authority' means the Australian Taxation Office, the Australian Prudential Regulation Authority, Centrelink or any other government authority empowered to establish and administer any Regulations in respect of Self Managed Superannuation Funds.

'Self Managed Superannuation Fund' has the meaning ascribed to it by the Act.

'Tax Act' means the Income Tax Assessment Act 1936, and the Income Tax Assessment Act 1997, both as amended from time to time, and the Regulations made pursuant to those Acts.

1.2 Plural and gender of words. In the Deed, unless inconsistent with the subject matter or context, words importing one gender shall include the other gender and words importing the singular number shall include the plural number and vice versa.

1.3 Headings to Clauses. The headings in the Deed are for convenience and reference only and shall not affect its interpretation.

1.4 Defined words. For convenience, the first letters of words and expressions defined in the Deed are indicated by capital letters, but the absence of a capital letter shall not alone imply that the word or phrase is used with a meaning different from that given by its definition.

1.5 Exercise of rights under the Deed. In respect of a corporate Trustee, all powers and rights conferred on the Trustee under the Deed may be fully exercised by resolution of its directors or by any person or persons having the written authorisation of such directors to so act on their behalf.

1.6 Deed governed by State Laws. Unless otherwise decided by the Trustee (unanimously in the event of individual Trustees), the Deed shall be governed in accordance with the laws of the State of the Commonwealth of Australia shown in the original Trustee's address.

1.7 Arbitration. If any questions or dispute shall arise with respect to the Fund or to the construction or meaning of the Deed, and if the Trustee so requires, the question or dispute shall be referred to a single arbitrator agreed to by the parties to the question or dispute, but in default of agreement, to an arbitrator appointed pursuant to the provisions of the relevant statute relating to arbitration of disputes in the State referred to in Clause 1.6. If the Trustee requires any question or dispute to be referred pursuant to this Clause, no right of action shall accrue in respect thereof until the question or dispute has been adjudicated upon by the arbitrator.

## **2.....APPLICATION OF REGULATIONS**

2.1 Notwithstanding any provision of this Deed to the contrary, each provision of the Regulations (to the extent it applies to or is required to be observed by the trustee of a Self Managed Superannuation Fund so that it will be or remain a regulated Self Managed Superannuation Fund) will apply to the Fund as though that provision had been specifically incorporated in this Deed.

2.2 In the event of any conflict between a provision of the Regulations and a provision in this Deed, the former shall prevail over the latter.

## **3.....TRUSTEE**

3.1 The following general provisions shall relate to the Trustee:-

- (a) Vacancy in office. An existing Trustee shall cease to forthwith hold that position if that person or corporate body resigns (or dies, in the case of an individual) or becomes ineligible to act pursuant to the requirements of the Regulations.
- (b) New appointment. Where a further Trustee is to be appointed pursuant to the requirements of the Regulations (including a possible appointment following a vacancy arising under sub-clause 3.1(a)) such appointment will be made by the remaining Trustees or, if there is no such Trustee, by the Members. In the event that no individual Trustee remains alive, the position of Trustee shall be exercised by the legal personal representative of the last surviving Member. Any new appointment of a Trustee shall only be made where, after such appointment, the new Trustee continues to meet the relevant requirements of the Regulations.
- (c) Continuity of obligation. A Trustee, on ceasing to be a Trustee, shall do everything necessary to transfer the Fund to the new Trustee and shall deliver all Fund records and other books to the remaining or new Trustee.
- (d) Fees. The Trustee cannot charge fees for being a trustee but proper expenses incurred in carrying out such function can be paid or reimbursed from the Fund.

3.2 Powers of Trustee.

- (a) The Trustee shall, in its sole and absolute discretion, do all acts and things as it considers necessary or expedient for the proper administration, maintenance and preservation of the Fund and in the performance of its obligations under the Deed. Any costs associated with any decision made by the Trustee shall be a proper outgoing of the Fund.

- (b) Investments. The Trustee has power to invest all monies and assets forming part of the Fund in investments of any kind (not limited to investments permitted by law for the investment of trust funds) and vary and transpose such investments with or without security as though the Trustee was the beneficial owner thereof. In the event that the law of any State applies so as to restrict the power of the Trustee with respect to the investment of monies forming part of the Fund, the Trustee must observe such law. Subject to the foregoing, the Trustee may invest in:
- (i) any investments for the time being authorised by the laws of the Commonwealth of Australia or any State or Territory thereof for the investment of trust funds;
  - (ii) any mortgage of or charge on freehold property wheresoever located;
  - (iii) any deposit or loan with any company, or other organisation whatsoever;
  - (iv) any purchase or acquisition of shares, fixed interest investments and options of any company or organisation wheresoever situated, as well as any derivative issue called by whatsoever name;
  - (v) any mortgage of or charge on any personal or other property including assets of a wasting or depreciable nature;
  - (vi) any policy of insurance or annuity contract, interests for life or any lesser terms or in reversion;
  - (vii) any purchase or acquisition of any real or personal property and the improvement or extension thereof;
  - (viii) any purchase or acquisition of any interests either jointly or in partnership or in any unit of interest including units or sub-units of any unit trust or mutual fund wheresoever situated;
  - (ix) any discounting of loans, mortgages, contracts, hire purchase agreements or leases; or by direct lending in any of the same investments;
  - (x) any other investments which the Trustee could make if it was acting as an individual person and not as Trustee;
- provided that the Trustee shall not make any investment that may be prohibited by the Regulations.
- (c) Appointment of investment manager. The Trustee may appoint in writing on such terms as it sees fit one or more organisations to act on behalf of the Trustee in the investment of part or all of the Fund assets.

3.3 Indemnity of Trustee. The Trustee shall, subject to the Regulations, be indemnified out of the Fund against all liabilities incurred in the exercise of its duties other than in the case of fraud or wilful misconduct.

3.4 Covenants. The Trustee shall:

- (a) act honestly in all matters concerning the Fund;
- (b) exercise, in relation to all matters affecting the Fund, the same degree of care, skill and diligence as an ordinary prudent person would exercise in dealing with property of another for whom the person felt morally bound to provide;
- (c) ensure that the Trustee's duties and powers are performed and exercised in the best interests of the Members;
- (d) keep the money and other assets of the Fund separate from any money and assets, respectively:
  - (i) that are held by the Trustee personally; or
  - (ii) that are money or assets, as the case may be, of an employer of a Member or other associate of a Member;
- (e) not enter into any contract, or do anything else, that would prevent the Trustee from, or hinder the Trustee in, properly performing or exercising the Trustee's functions and powers;
- (f) formulate and give effect to an investment strategy that has regard to the whole of the circumstances of the Fund including, but not limited to, the following:
  - (i) the risk involved in making, holding and realising, and the likely return from, the Fund's investments having regard to its objectives and its expected cash flow requirements;
  - (ii) the composition of the Fund's investments as a whole including the extent to which the investments are diverse or involve the Fund in being exposed to risks from inadequate diversification;
  - (iii) the liquidity of the Fund's investments having regard to its expected cash flow requirements;
  - (iv) the ability of the Fund to discharge its existing and prospective liabilities;

- (g) if there are any reserves of the Fund, formulate and give effect to a strategy for their prudential management, consistent with the Fund's investment strategy and its capacity to discharge its liabilities (whether actual or contingent) as and when they fall due;
- (h) allow a Member access to any prescribed information or any prescribed documents.

### 3.5 Other obligations of Trustee concerning the Fund

- (a) Auditor. The Trustee shall appoint an auditor of the Fund in accordance with the Regulations.
- (b) Minutes of Decisions. The Trustee shall maintain appropriate minutes to record its decisions.
- (c) Financial assistance. Except as permitted by the Regulations, the Trustee shall not lend money, nor provide financial assistance, to a Member or other persons as specified in the Regulations.
- (d) Borrowing. The Trustee may borrow money only as permitted by the Regulations. Interest payable on any such borrowings shall be a proper outgoing of the fund.
- (e) Charging of Fund assets. The Trustee may only use Fund assets as security for a Fund investment as permitted by the Regulations.

## 4.....ADMINISTRATION OF FUND

### 4.1 Financial records to be maintained. The Trustee shall:

- (a) keep account of all moneys received and disbursed from the Fund and of all dealings in connection therewith;
- (b) collect, and pay promptly into a bank (or some other authorised investment account) in the name of the Fund or Trustee, all moneys paid to the Fund;
- (c) make suitable arrangements for the custody of financial records and custody of documents relating to the Fund investments.

4.2 Annual accounts. The Trustee shall comply with the Regulations relating to the maintenance of accounting and other records for a Self Managed Superannuation Fund and the preparation of reports therefrom. The financial statements, as aforesaid, shall be audited as required by the Regulations.

### 4.3 Administrative functions. The Trustee may carry out the following functions for the Fund:

- (a) Where a Member or Beneficiary requests the Trustee to hold one or more specific investments in the Fund to fully or partially provide for their Benefits, the Trustee may in its absolute discretion agree with such request and (if so) establish and maintain an account or sub-account under Clause 7 for that purpose and ensure that income and net gains or losses are credited or debited to those accounts;
- (b) Where a transfer of account balances and/or Contributions between Individual Accounts of the same or different Members is permitted under the Regulations (including splitting of such balances or Contributions) - make the said transfer as requested or approved by a Member in accordance with any procedure required by the Regulations;
- (c) Maintain separate balances in an Individual Account or sub-account in order to meet any current or future payment to be made to a spouse, or former spouse, of a Member as a result of a marital breakdown and such entitlement may furthermore be established as a separate Individual Account for the spouse concerned or be treated as an amount able to be transferred under Clause 5.3 or be dealt with in any other way as directed or permitted under the Commonwealth Family Law Acts or regulations.
- (d) Establish and maintain such reserve accounts for purposes as decided by the Trustee (including, but not restricted to: a reserve to reduce the fluctuation in the earning rate credited from year to year to Individual Accounts; and a reserve to enable an additional Benefit to be paid in respect of a deceased Member to offset the detriment incurred in that Member's relevant Individual Accounts by any taxation paid on prior year's Contributions, such amount as determined pursuant to the Tax Act) and to which shall be credited amounts determined by the Trustee for such relevant purpose and to which payments or transfers shall be debited as decided by the Trustee from time to time.

4.4 Copy of Deed and financial statements available to Members. A copy of the Deed and the latest financial statements shall be made available on request by any Member or Beneficiary.

4.5 Information to be supplied. Information requested by the Trustee from a Member or Beneficiary to assist in the proper administration of the Fund must be given. The Trustee need not verify any information given as aforesaid.

4.6 Advice. The Trustee may seek advice or services from any person or any firm in order to provide for the proper administration of the Fund and shall be entitled to act on advice given and meet the relevant costs of that advice or service from the Fund.

## 5.....MEMBERSHIP

5.1 Application to join the Fund. The Trustee shall provide a written statement to a prospective Member setting out that person's right to receive Benefits pursuant to the Deed and such other matters required in order to satisfy the Regulations. A person applying to join the Fund shall, where the Trustee so decides, make application in the form required by the Trustee. The Trustee shall consider any such application and in its absolute discretion may admit the applicant as a Member of the Fund.

5.2 Transfers from another fund. Where a Member is or was a member of any other superannuation fund and there is paid to the Trustee an amount from that other fund for the benefit of such Member, the Trustee shall credit the Individual Account of the Member with the transferred amount.

5.3 Transfers to another fund. Where a Member (or Beneficiary) joins or is eligible to join any other fund which is considered to be a complying superannuation or retirement arrangement under the Regulations, the Trustee may at the request of the Member (or Beneficiary, as the case applies) transfer to the trustee of the other fund an amount up to the balance held in that person's Individual Account(s).

## 6.....CONTRIBUTIONS

6.1 Member Contributions. A Member may make Contributions to the Fund as permitted by the Regulations.

6.2 Other Contributions. Any other person or party may make Contributions to the Fund in respect of a Member as permitted by the Regulations.

6.3 Transfer of assets. Contributions can be made by transfer of allowable investments to the Fund in accordance with the Regulations.

## 7.....INDIVIDUAL ACCOUNTS

7.1 Individual Accounts. The Trustee shall establish one or more Individual Accounts in respect of each Member, each separate account being equal to:

- (a) Any Contributions and transfers to the Fund to that account by or in respect of the Member (including any transfer made by the Trustee from a reserve account maintained by the Fund); plus
- (b) Net earnings credited to that account; less
- (c) Any Benefit payments and other outgoes applicable to that account as determined by the Trustee.

7.2 Other provisions relating to Individual Accounts.

- (a) More than one Individual Account may be maintained for a Member to properly record separate types of transactions or entitlements including for the purpose of distinguishing between different Pensions in course of payment or accounts still able to accept further Contributions and transfers.
- (b) The Trustee may maintain such sub-accounts within each Individual Account to properly record any specific entitlement or other information that may be required by the Regulations or as deemed necessary by the Trustee. Credits and/or debits against any sub-account shall be determined by the Trustee after taking into account the requirements of the Regulations.
- (c) The earnings credited to each Individual Account or any sub-account shall be allocated to such Accounts on a basis determined by the Trustee and may include the relevant share of any diminution in the value of Fund assets (or specific assets maintained under Clause 4.3(a)) that has occurred.

- (d) All amounts held in each Individual Account are fully vested for the benefit of the relevant Member.
- (e) In the event of the death of a Member, the Trustee may maintain an Individual Account for each Beneficiary who is to receive a Pension from the Fund.

## 8.....BENEFITS

### 8.1 Member Benefits.

- (a) Application. Benefits payable to or in respect of a Member under this Deed shall be made from accounts established pursuant to Clause 7. Any Benefit will be payable as set out in this Clause 8.1 or Clause 8.2, and the conditions of Clause 8.3 will apply.
- (b) When payable. In the event of a Member having satisfied a Preservation requirement and accordingly becoming entitled to an immediate payment of a Benefit and requesting such a Benefit be paid, the Trustee shall (subject to Clause 8.2) pay a Benefit to the Member up to the amount requested by the Member but not exceeding the amount standing to the credit of that Member's Individual Account(s).
- (c) Benefit payable on death of Member.
  - (i) In the event of the death of a Member (including following the commencement of any Pension), the Trustee shall pay a Benefit in respect of the Member equal to the balance held in the deceased Member's Individual Account(s) and such Benefit shall be paid or commence to be paid no later than required by the Regulations.
  - (ii) The Benefit payable in respect of the deceased Member shall be paid as follows:
    - (A) where a legally binding nomination given by the deceased Member is in effect: to the parties referred to in that nomination; or
    - (B) in all other cases: to the Member's Dependants (or, subject to the provisions of the Regulations, to any other person or party as may have been nominated by the Member and accepted as such by the Trustee), in such proportion as decided by the Trustee in its absolute discretion or, where there are no Dependants or other nominated persons or if the Trustee declines to make a determination, to the legal personal representative of the deceased Member.

### 8.2 Pension Requirement.

- (a) Old age pension. Where the Primary Purpose of the Fund is the provision of retirement benefits by way of old age pensions, the Benefit payable to a Member on retirement will be a Pension, the terms of which satisfy the requirements of the Regulations relating to old age pensions.
- (b) Lump sum option. The application of sub-clause 8.2(a) to pay a Pension shall not prevent a Member from requesting that part or all of the relevant Benefit be paid as a lump sum (such lump sum being derived or commuted from the pension entitlement) and the Trustee shall accede to such request.

8.3 Benefit conditions. Subject to the provisions of Clause 8.2, the Benefit payable to or in respect of a Member shall be one or more of the benefits permitted to be paid under the terms of the Regulations current at the time such Benefit is determined. The form of the Benefit (whether a Pension and/or a lump sum); the terms on which the Benefit is paid; the Individual Account from which it is paid; & the amount, timing and details thereof, will be as agreed between the Trustee and the Member (or other Beneficiary) and be subject to the conditions and/or restrictions applicable under the Regulations current at the time such Benefit is determined, with specific details itemised pursuant to Clause 8.8.

### 8.4 Additional death and Disablement Benefits where covered by Insurance.

- (a) The Trustee may insure any Member for additional Benefits to be payable on death or Disablement, the latter term including the incapacity of a Member as a result of a total and permanent disablement and/or a total temporary disablement. Where the Trustee has effected such death and/or Disablement insurance, the amount received under that insurance in the event of a Member's death or Disablement shall be used to increase the Individual Account of the relevant Member and be paid to or in respect of the Member pursuant to the provisions of Clause 8.3.
- (b) In respect of Disablement, the Trustee is specifically entitled to insure a Member for an income benefit payable for a period of up to two years (or for such other benefit and payment conditions as may be permitted under the Regulations).

(c) Premiums payable to effect any such insurance may, at the sole discretion of the Trustee, be debited against an Individual Account of the relevant Member or may be treated as a general Fund expense.

8.5 Reversionary benefits. The terms of any Pension payable to a Member may include a subsequent Benefit payable to one or more Dependants following the relevant Member's death and the details of such Benefit, if applicable, shall be included in the minute prepared pursuant to Clause 8.8.

8.6 Commutation of Pension. A Member or Beneficiary in receipt of a Pension shall be entitled to commute all or any part of that Pension with the intent of stopping it (for the purpose of deferring the payment of the Benefit to a later time) or for taking an immediate lump sum Benefit or for converting it to another Pension, provided such action is in accordance with the requirements of the Regulations.

8.7 Finalisation of Benefit. The payment of any Benefit from an Individual Account is limited to the balance of that account. All payments to or in respect of the Member from an Individual Account shall cease when its value is reduced to zero.

8.8 Trustee to minute details of Benefit. The Trustee must prepare and retain a minute setting out the details of each Benefit paid or payable under this Clause 8 and such minute (as acknowledged by signature of the relevant Member or Beneficiary) shall be conclusive proof to any party that the terms of the Benefit are as stated in that minute.

8.9 Receipt. Any person to whom a Benefit is payable shall, if requested by the Trustee, furnish the Trustee with a receipt and release in the form from time to time required by the Trustee.

8.10 Annuity purchase. In lieu of paying any Pension from the Fund, a Member or Beneficiary to whom a Pension is payable may elect to have an appropriate annuity purchased from an authorised provider and, in order to provide for that purpose, the Trustee will transfer the relevant Individual Account balance in cash to such annuity provider. The Trustee shall not be bound or concerned to see to the application of that Account.

## 9.....GENERAL PROVISIONS RELATING TO THE FUND

9.1 Deduction of tax. The Trustee is specifically entitled to deduct from any Benefit, Contribution or other amount received or payable by the Fund any form of taxation in respect of such amount and to remit that tax to the applicable authority.

9.2 Expenses of administration. All costs, charges and expenses incurred in the administration of the Fund may be paid by the Trustee from the Fund, or may (if applicable) be paid by one or more employers of a Member if they so chose.

9.3 Payment of Benefits in specie. The Trustee may, with the agreement of the Member or Beneficiary to whom a Benefit is payable, transfer investments of the Fund of equivalent value to such Member or Beneficiary in lieu of paying in money the whole or part of the amount otherwise payable under the provisions of this Deed.

9.4 Variation to Fund conditions. The Trustee shall have the power to vary or limit Benefits and/or Contributions, or impose restrictions on or vary Fund conditions, in order to ensure the Fund gains or retains maximum taxation concessions and any other concessions available to it under the Regulations. The Trustee shall notify any Member who may be affected by such action.

9.5 Forfeiture of Benefits. Any Member or Beneficiary:

- (a) who assigns or charges or attempts to assign or charge any Benefits; or
  - (b) whose Benefits whether by his own act or operation of law become payable to or vested in any other person or organisation; or
  - (c) who for any reason is unable personally to receive or enjoy the whole or any portion of his Benefits or, in the opinion of the Trustee, is incapable of managing his affairs; or
  - (d) who (subject to reasonable enquiries having been made) cannot be located and whose Dependants cannot be located by the Trustee in a five year period after a payment was due to be made to him;
- shall, subject to the Regulations, forfeit further entitlement under the Deed.

The Trustee may hold the forfeited Benefit upon trust and pay it to the Member and/or his Dependants or any one or more of them in such proportions between them and on such terms and at such times as the Trustee in its absolute discretion determines. In lieu of such action the Trustee may, in its absolute

discretion, deal with such forfeited Benefit pursuant to Clause 9.6.

9.6 Where full Account not paid. Where, for any reason, no amount or further amount is payable as a Benefit to or in respect of a Member and there remains a balance in that Member's Individual Account(s), the remaining balance of such Account(s) shall, at the sole discretion of the Trustee but subject to the requirements of the Regulations, either be distributed between other Members or transferred to a reserve account for future allocation to Members or be paid to any employer who has contributed to the Fund for the Member or any combination of the foregoing as the Trustee decides.

9.7 Payment to others on behalf of Beneficiaries. When any Beneficiary is under the age of twenty-one years or when in its opinion it would be in the best interests of the Beneficiary, the Trustee may pay all or part of a Benefit to any other person for application on behalf of the Beneficiary and/or to his Dependants and the receipt of the person to whom the Benefit is paid shall be a complete discharge to the Trustee for the payment in respect of that Benefit. The Trustee shall not be bound or concerned to see to the application of the Benefit.

9.8 Benefits not grounds for increasing any claims for damages. The Benefits to which a Member might claim to be entitled to under the Deed shall not be used as grounds for increasing or as a means of assessing damages in any claim made or action brought by a Member against his employer.

9.9 Winding up. Where the Trustee so determines, the Fund shall be wound up and the amount payable in respect of each Member or Beneficiary shall be determined by the Trustee and thereupon be paid or applied in such manner as the Trustee may determine (including transfer to another superannuation or retirement fund) in respect of each such person in complete discharge of the obligations of the Trustee.

9.10 Alterations. The Trustee shall have the power by resolution in writing or by deed to alter, modify or add to any of the provisions of this Deed provided that such alteration does not reduce the obligations as imposed under Clause 2 of the Deed. Any alteration modification or addition so made shall be deemed to have the same effect as if it had been contained in this Deed.


\* \* \* \* \*




SIGNING SCHEDULE

NAME OF FUND	Penrose Investments Super Fund
ADDRESS	c/- Cordner Wilson Ludeke Pty Ltd 238 Robina Town Centre Drive Robina Qld 4226
TRUSTEE(S)	JDPenrose Investments Pty Ltd
ACN (if applicable)	137 722 411
DATE THIS DEED EXECUTED	25 / JUNE / 2009

In witness of this trust deed, the individual trustees named above (or, in the case of a corporate trustee, the directors of the trustee company) have executed this document on the date shown, as evidenced by their signing hereunder.

  
Witness

  
.....  
Individual Trustee or Director/Secretary of Trustee Company \*

.....  
Witness

.....  
Individual Trustee or Director/Secretary of Trustee Company \*

.....  
Witness

.....  
Individual Trustee or Director/Secretary of Trustee Company \*

.....  
Witness

.....  
Individual Trustee or Director/Secretary of Trustee Company \*

\* Delete as appropriate

*(A Corporate Trustee may affix its common seal under authority of its directors.)*

**Penrose Investments Super Fund**  
**Confirmation of Membership**

**To:** The trustees for Penrose Investments Super Fund ("the Fund")

**Full Name:** Justin Penrose

**Address:** 112/38 Bank Street, Melbourne 3204 VIC

**Date of Birth:** 02/05/1963

**Sex:** Male

**Tax File Number:** 587 276 210

**DECLARATION**

I hereby confirm that I am a member of the Fund and agree to be bound by the provisions contained within the Trust Deed of the Fund (and any subsequent amendments).

Applicant Signature: *Justin D. Penrose*

Date: 27/13/14