



# The Perth Mint's historical metal prices

We use the Australian dollar metal prices in the table below to value our precious metal assets and liabilities in our annual report.

Australian investors may find these suitable for valuing their precious metal holdings for tax or other reporting purposes. Investors in countries with other financial year ends can download the historical data below to find the appropriate prices.

[Check latest gold prices](#)

## End of financial year metal prices (AUD)

DATE	PMGOLD (ASX)	GOLD	SILVER	PLATINUM
30/06/2021	23.40	2,344.83	34.37	1,405.99
30/06/2020	25.77	2566.42	25.88	1174.68
30/06/2019	20.23	2012.39	21.67	1161.98
30/06/2018	16.95	1690.50	21.67	1143.63
30/06/2017	16.12	1615.72	21.42	1199.19
30/06/2016	17.74	1773.53	24.65	1341.48
30/06/2015	15.34	1534.09	20.49	1409.89

Gold, silver and platinum prices 2010-14 (AUD)

Gold, silver and platinum prices 2005-09 (AUD)

Gold, silver and platinum prices 2000-04 (AUD)

Historical gold, silver and platinum prices  
in AUD, USD and JPY

Our historical records of precious metal spot prices are available below to download in comma separated value format (.csv). They include Perth Mint Spot gold, silver and platinum prices in AUD, US\$ and JPY. These are an invaluable resource for precious metal investors wanting to chart and analyse price movements and are updated monthly.

0.9.2 KB

**Yearly precious metals  
prices current.csv**

Download the CSV  
with annual gold, silver,  
platinum and  
palladium prices in  
AUD, USD and JPY.

## Precious metals prices 1968-2015

The following CSV files contain gold and silver bid and ask prices in AUD from 1975 and in USD and JPY since 1991. They also contain platinum prices in AUD, USD and JPY since 1991.

0.3.6 MB

**Historic daily gold  
prices**

Gold prices from 1975-  
2015. Download as  
CSV

0.3.1 MB

**Historic palladium  
prices**

Palladium prices from  
1994-2015. Download  
as CSV

0.825.2 KB

**Historical prices for  
gold, silver, platinum  
and palladium**

Download CSV file with  
gold, silver, platinum  
and palladium prices,  
with data from 1968-  
2015.

0.3.4 MB

### **Historical platinum prices**

Daily platinum prices from 1991-2015.  
Download CSV

0.3.1 MB

### **Historic silver prices**

Silver prices from 1975-2015. Download as CSV

#### Disclaimer

This data is provided for reference only. By publication of this data, The Perth Mint does not suggest or infer that future price trends will in any way reflect past movements. The Perth Mint supplies the data in these files 'as is' and does not guarantee the accuracy or completeness of the data, its suitability for any particular purpose and will not be liable or held responsible for any errors, omissions or failure to provide the data. Please e-mail us at [pmds@perthmint.com.au](mailto:pmds@perthmint.com.au) if you identify any errors in the data or have any suggestions.

## Useful definitions used in the gold industry

### Spot

The price for cash (immediate) settlement. The bullion market operates on a two-day settlement (the value date is on the second business day following the trade date).

### Trade date

Date on which the price was set.

### Value date

Date on which payment of money and delivery of metal/currency occurs.

### Bid

The price at which an organisation will buy, that is, the price you will be paid if you sell precious metal.

### Ask/offer

The price at which an organisation will sell, that is, the price you will pay if you purchase precious metal.


Buy and sell gold at  
the mint >

Investment  
products >

Government  
guarantee >


## Why invest with The Perth Mint

We have been refining gold and other precious metals since 1899



### Trusted

Global reputation for  
quality and purity of  
our products




### Secure

We store more than  
AUD 6 billion worth  
of gold and silver for  
more than 70,000  
clients in over 130  
countries



### Ethical

Dedicated to  
ethically sourced  
precious metals



### Guaranteed

Owned by the  
Government of WA  
with all precious  
metals holdings  
bound by a  
constitutional  
guarantee.

# Gold and silver prices and investment news



Currency

AUD



May 10, 2022

PMGOLD holdings surge while silver coin sales head higher in April



Apr 13, 2022

Benefits of holding gold in Australian dollars



Apr 6, 2022



Perth Mint's physical gold sales up almost  
70%