


Compliance Workpapers
Witrzens Super Fund
Financial Year - 2023



Fund Details

Fund Name	Witzens Super Fund
Contact no	0415827720
Financial Year	2023
Established Date	02/12/2008
ABN	89 707 449 953
TFN	892185904
Trustee Type	Individual
Trustees	THOMAS WITZENS JULIE WAY
ACN	

Statement of Financial Position

Assets	Qty	2023	2022	Change (\$)	Change (%)	
Investments	0.00	915,543.99	738,315.47	177,228.52	24.00	WP-1 WP-2 WP-3
Managed Investments	0.00	0.00	46,820.85	-46,820.85	100.00	
Nikko AM New Asia Fund <T>	0.00	0.00	46,820.85	-46,820.85	100.00	WP-1
Shares in Listed Companies	0.00	861,668.29	654,812.91	206,855.38	31.59	
AMP Limited	1,725.00	1,949.25	1,606.31	342.94	21.35	WP-1
ANZ Group Holdings Limited	2,378.00	56,382.38	46,351.12	10,031.26	21.64	WP-1
Ashley Services Group Limited	5,000.00	3,550.00	0.00	3,550.00	100.00	WP-1
Australian Ethical Investment Limited	2,000.00	6,720.00	0.00	6,720.00	100.00	WP-1
BHP Group Limited	794.00	35,722.06	29,823.75	5,898.31	19.78	WP-1
Bluescope Steel Limited	1,208.00	24,824.40	19,207.20	5,617.20	29.25	WP-1
Centrex Limited	20,000.00	2,800.00	0.00	2,800.00	100.00	WP-1
Chorus Limited	1,855.00	14,376.25	11,639.46	2,736.79	23.51	WP-1 WP-2
Commonwealth Bank Of Australia	507.00	50,836.89	43,924.68	6,912.21	15.74	WP-1
CSL Limited	114.00	31,621.32	30,672.84	948.48	3.09	WP-1
CSR Limited	2,000.00	10,380.00	0.00	10,380.00	100.00	WP-1
Domino's Pizza Enterprises Limited	385.00	17,875.55	0.00	17,875.55	100.00	WP-1
Dreadnought Resources Limited	10,000.00	520.00	0.00	520.00	100.00	WP-1
Endeavour Group Limited	0.00	0.00	1,597.27	-1,597.27	100.00	

Assets	Qty	2023	2022	Change (\$)	Change (%)	
Finbar Group Limited	10,000.00	6,600.00	0.00	6,600.00	100.00	WP-1
Insurance Australia Group Limited	0.00	0.00	24,926.12	-24,926.12	100.00	
Johns Lyng Group Limited	1,000.00	5,320.00	0.00	5,320.00	100.00	WP-1
Liontown Resources Limited	1,000.00	2,830.00	0.00	2,830.00	100.00	WP-1
Lynas Rare Earths Limited	800.00	5,480.00	4,365.00	1,115.00	25.54	WP-1
Macquarie Group Limited	1,061.00	188,454.82	144,439.78	44,015.04	30.47	WP-1
National Australia Bank Limited	3,123.00	82,353.51	81,567.42	786.09	0.96	WP-1
Origin Energy Limited	530.00	4,457.30	3,036.90	1,420.40	46.77	WP-1
Probiotec Limited	2,000.00	5,600.00	0.00	5,600.00	100.00	WP-1
Rio Tinto Limited	467.00	53,560.23	44,777.20	8,783.03	19.61	WP-1
South32 Limited	723.00	2,718.48	2,848.62	-130.14	4.57	WP-1
Spark New Zealand Limited	9,699.00	45,294.33	41,996.67	3,297.66	7.85	WP-1
Steadfast Group Limited	1,025.00	6,150.00	5,020.00	1,130.00	22.51	WP-1
Suncorp Group Limited	4,496.00	60,651.04	47,389.68	13,261.36	27.98	WP-1
Telstra Group Limited	0.00	0.00	12,832.05	-12,832.05	100.00	
The Lottery Corporation Limited	1,000.00	5,130.00	0.00	5,130.00	100.00	WP-1
Treasury Wine Estates Limited	239.00	2,683.97	2,712.65	-28.68	1.06	WP-1
Unibail-Rodamco-Westfield	0.00	0.00	376.00	-376.00	100.00	
Virgin Money Uk PLC	409.00	1,165.65	903.89	261.76	28.96	WP-1
Washington H Soul Pattinson & Company Limited	1,100.00	34,958.00	0.00	34,958.00	100.00	WP-1
Wesfarmers Limited	565.00	27,877.10	0.00	27,877.10	100.00	WP-1

Assets	Qty	2023	2022	Change (\$)	Change (%)	
Westpac Banking Corporation	2,229.00	47,566.86	40,969.50	6,597.36	16.10	WP-1
Woodside Energy Group Limited	136.00	4,683.84	4,139.20	544.64	13.16	WP-1
Woolworths Group Limited	222.00	8,820.06	7,689.60	1,130.46	14.70	WP-1
XRF Scientific Limited	1,500.00	1,755.00	0.00	1,755.00	100.00	WP-1
Stapled Securities	0.00	36,350.70	36,681.71	-331.01	0.90	
Goodman Group	530.00	10,637.10	5,887.20	4,749.90	80.68	WP-1
GPT Group	0.00	0.00	1,266.00	-1,266.00	100.00	
Lendlease Group	3,190.00	24,722.50	28,559.85	-3,837.35	13.44	WP-1
Scentre Group	374.00	991.10	968.66	22.44	2.32	WP-1
Units In Listed Unit Trusts	0.00	17,525.00	0.00	17,525.00	100.00	
Betashares Nasdaq 100 ETF	500.00	17,525.00	0.00	17,525.00	100.00	WP-1
Other Assets	0.00	54,789.03	131,037.89	-76,248.86	58.19	
Cash At Bank	0.00	54,067.59	107,548.14	-53,480.55	49.73	
Expand Inv Cash	0.00	0.00	12,991.86	-12,991.86	100.00	WP-1
MBL Bank Account	0.00	54,067.59	94,556.28	-40,488.69	42.82	WP-1
Current Tax Assets	0.00	71.54	-196.01	267.55	136.50	WP-1 WP-2
Foreign Tax Credits	0.00	669.79	0.00	669.79	100.00	
Managed Investments	0.00	141.58	0.00	141.58	100.00	
Nikko AM New Asia Fund <T>	0.00	141.58	0.00	141.58	100.00	
Shares in Listed Companies	0.00	497.48	0.00	497.48	100.00	

Assets	Qty	2023	2022	Change (\$)	Change (%)	
Chorus Limited	0.00	94.73	0.00	94.73	100.00	
Spark New Zealand Limited	0.00	402.75	0.00	402.75	100.00	
Stapled Securities	0.00	11.80	0.00	11.80	100.00	
Goodman Group	0.00	0.53	0.00	0.53	100.00	
Lendlease Group	0.00	10.99	0.00	10.99	100.00	
Scentre Group	0.00	0.28	0.00	0.28	100.00	
Units In Listed Unit Trusts	0.00	18.93	0.00	18.93	100.00	
Betashares Nasdaq 100 ETF	0.00	18.93	0.00	18.93	100.00	
Franking Credits	0.00	12,122.23	0.00	12,122.23	100.00	
Shares in Listed Companies	0.00	12,056.47	0.00	12,056.47	100.00	
AMP Limited	0.00	3.60	0.00	3.60	100.00	
ANZ Group Holdings Limited	0.00	1,381.51	0.00	1,381.51	100.00	
Ashley Services Group Limited	0.00	128.58	0.00	128.58	100.00	
Australian Ethical Investment Limited	0.00	42.85	0.00	42.85	100.00	
BHP Group Limited	0.00	1,241.29	0.00	1,241.29	100.00	
Bluescope Steel Limited	0.00	129.43	0.00	129.43	100.00	
Commonwealth Bank Of Australia	0.00	883.80	0.00	883.80	100.00	
CSL Limited	0.00	8.59	0.00	8.59	100.00	
Domino's Pizza Enterprises Limited	0.00	107.58	0.00	107.58	100.00	
Endeavour Group Limited	0.00	19.89	0.00	19.89	100.00	
Insurance Australia Group Limited	0.00	132.26	0.00	132.26	100.00	

Assets	Qty	2023	2022	Change (\$)	Change (%)	
Johns Lyng Group Limited	0.00	32.15	0.00	32.15	100.00	
Macquarie Group Limited	0.00	987.60	0.00	987.60	100.00	
National Australia Bank Limited	0.00	1,950.26	0.00	1,950.26	100.00	
Origin Energy Limited	0.00	65.59	0.00	65.59	100.00	
Rio Tinto Limited	0.00	1,352.22	0.00	1,352.22	100.00	
South32 Limited	0.00	100.60	0.00	100.60	100.00	
Steadfast Group Limited	0.00	59.53	0.00	59.53	100.00	
Suncorp Group Limited	0.00	934.33	0.00	934.33	100.00	
Telstra Group Limited	0.00	263.63	0.00	263.63	100.00	
Treasury Wine Estates Limited	0.00	34.83	0.00	34.83	100.00	
Washington H Soul Pattinson & Company Limited	0.00	343.71	0.00	343.71	100.00	
Wesfarmers Limited	0.00	322.35	0.00	322.35	100.00	
Westpac Banking Corporation	0.00	1,223.37	0.00	1,223.37	100.00	
Woodside Energy Group Limited	0.00	214.69	0.00	214.69	100.00	
Woolworths Group Limited	0.00	92.23	0.00	92.23	100.00	
Stapled Securities	0.00	65.76	0.00	65.76	100.00	
Goodman Group	0.00	0.55	0.00	0.55	100.00	
Lendlease Group	0.00	57.48	0.00	57.48	100.00	
Scentre Group	0.00	7.73	0.00	7.73	100.00	
Income Tax Instalments Paid	0.00	658.00	0.00	658.00	100.00	WP-1
Income Tax Payable	0.00	-1,550.23	-196.01	-1,354.22	690.89	WP-1

Assets	Qty	2023	2022	Change (\$)	Change (%)	
Provision for Income Tax	0.00	-11,828.25	0.00	-11,828.25	100.00	
Receivables	0.00	649.90	23,385.30	-22,735.40	97.22	WP-1
Investment Income Receivable	0.00	649.90	0.00	649.90	100.00	
Distributions	0.00	649.90	0.00	649.90	100.00	
Stapled Securities	0.00	258.56	0.00	258.56	100.00	
Goodman Group	0.00	53.00	0.00	53.00	100.00	
Lendlease Group	0.00	205.56	0.00	205.56	100.00	WP-1
Units In Listed Unit Trusts	0.00	391.34	0.00	391.34	100.00	
Betashares Nasdaq 100 ETF	0.00	391.34	0.00	391.34	100.00	WP-1
Sundry Debtors	0.00	0.00	23,385.30	-23,385.30	100.00	
Sundry	0.00	0.00	23,385.30	-23,385.30	100.00	
Sundry Assets	0.00	0.00	300.46	-300.46	100.00	
Reinvestment residual Account	0.00	0.00	300.46	-300.46	100.00	
Total Assets	0.00	970,333.02	869,353.36	100,979.66	11.62	

Liabilities	Qty	2023	2022	Change (\$)	Change (%)	
Other Creditors and Accruals	0.00	0.00	2,970.00	-2,970.00	100.00	
Sundry	0.00	0.00	2,970.00	-2,970.00	100.00	
Other Taxes Payable	0.00	658.00	0.00	658.00	100.00	WP-1
Activity Statement Payable/Refundable	0.00	658.00	0.00	658.00	100.00	
Total Liabilities	0.00	658.00	2,970.00	-2,312.00	77.85	

Member Entitlements	Qty	2023	2022	Change (\$)	Change (%)	
Member Entitlement Accounts	0.00	969,675.02	866,383.36	103,291.66	11.92	WP-1 WP-2
Mr Thomas Witzzens	0.00	969,675.02	866,383.36	103,291.66	11.92	
Accumulation	0.00	969,675.02	866,383.36	103,291.66	11.92	
Total Member Entitlements	0.00	969,675.02	866,383.36	103,291.66	11.92	

Operating Statement

Income	2023	2022	Change (\$)	Change (%)	
Investment Gains	30,046.98	-75,922.13	105,969.11	139.58	
Increase in Market Value	30,046.98	-75,922.13	105,969.11	139.58	WP-1
Managed Investments	-21,187.76	0.00	-21,187.76	100.00	
Nikko AM New Asia Fund <T>	-21,187.76	0.00	-21,187.76	100.00	
Shares in Listed Companies	51,305.24	0.00	51,305.24	100.00	
AMP Limited	300.89	0.00	300.89	100.00	
ANZ Group Holdings Limited	4,060.51	0.00	4,060.51	100.00	
Ashley Services Group Limited	-44.95	0.00	-44.95	100.00	
Australian Ethical Investment Limited	-3,542.06	0.00	-3,542.06	100.00	
BHP Group Limited	3,001.97	0.00	3,001.97	100.00	
Bluescope Steel Limited	5,617.20	0.00	5,617.20	100.00	
Centrex Limited	-239.90	0.00	-239.90	100.00	
Chorus Limited	2,450.19	0.00	2,450.19	100.00	
Commonwealth Bank Of Australia	4,840.00	0.00	4,840.00	100.00	
CSL Limited	948.48	0.00	948.48	100.00	
CSR Limited	-179.90	0.00	-179.90	100.00	
Domino's Pizza Enterprises Limited	-7,880.30	0.00	-7,880.30	100.00	
Dreadnought Resources Limited	-479.95	0.00	-479.95	100.00	
Endeavour Group Limited	-738.72	0.00	-738.72	100.00	
Finbar Group Limited	-69.94	0.00	-69.94	100.00	

Income	2023	2022	Change (\$)	Change (%)	
Insurance Australia Group Limited	-207.64	0.00	-207.64	100.00	
Johns Lyng Group Limited	-1,766.74	0.00	-1,766.74	100.00	
Liontown Resources Limited	1,560.05	0.00	1,560.05	100.00	
Lynas Rare Earths Limited	-1,494.90	0.00	-1,494.90	100.00	
Macquarie Group Limited	11,265.75	0.00	11,265.75	100.00	
National Australia Bank Limited	-3,785.01	0.00	-3,785.01	100.00	
Origin Energy Limited	1,420.40	0.00	1,420.40	100.00	
Probiotec Limited	700.05	0.00	700.05	100.00	
Rio Tinto Limited	5,599.92	0.00	5,599.92	100.00	
South32 Limited	-130.14	0.00	-130.14	100.00	
Spark New Zealand Limited	3,297.66	0.00	3,297.66	100.00	
Steadfast Group Limited	991.10	0.00	991.10	100.00	
Suncorp Group Limited	11,079.13	0.00	11,079.13	100.00	
Telstra Group Limited	-320.01	0.00	-320.01	100.00	
The Lottery Corporation Limited	-119.95	0.00	-119.95	100.00	
Treasury Wine Estates Limited	-28.68	0.00	-28.68	100.00	
Unibail-Rodamco-Westfield	1,305.39	0.00	1,305.39	100.00	
Virgin Money Uk PLC	261.76	0.00	261.76	100.00	
Washington H Soul Pattinson & Company Limited	6,631.35	0.00	6,631.35	100.00	
Wesfarmers Limited	1,554.15	0.00	1,554.15	100.00	
Westpac Banking Corporation	3,742.82	0.00	3,742.82	100.00	

Income	2023	2022	Change (\$)	Change (%)	
Woodside Energy Group Limited	336.70	0.00	336.70	100.00	
Woolworths Group Limited	908.51	0.00	908.51	100.00	
XRF Scientific Limited	460.05	0.00	460.05	100.00	
Stapled Securities	-3,759.09	0.00	-3,759.09	100.00	
Goodman Group	731.95	0.00	731.95	100.00	
GPT Group	-176.00	0.00	-176.00	100.00	
Lendlease Group	-4,337.48	0.00	-4,337.48	100.00	
Scentre Group	22.44	0.00	22.44	100.00	
Units In Listed Unit Trusts	3,688.59	0.00	3,688.59	100.00	
Betashares Nasdaq 100 ETF	3,688.59	0.00	3,688.59	100.00	
Investment Income	91,653.44	40,636.32	51,017.12	125.55	WP-1 WP-2
Distributions	42,155.27	3,565.67	38,589.60	1,082.25	WP-1
Managed Investments	41,103.94	0.00	41,103.94	100.00	
Nikko AM New Asia Fund <T>	41,103.94	0.00	41,103.94	100.00	WP-1
Stapled Securities	625.55	0.00	625.55	100.00	
Goodman Group	111.83	0.00	111.83	100.00	WP-1
GPT Group	75.00	0.00	75.00	100.00	WP-1
Lendlease Group	371.83	0.00	371.83	100.00	WP-1
Scentre Group	66.89	0.00	66.89	100.00	WP-1
Units In Listed Unit Trusts	425.78	0.00	425.78	100.00	

Income	2023	2022	Change (\$)	Change (%)	
Betashares Nasdaq 100 ETF	425.78	0.00	425.78	100.00	WP-1
Dividends	45,087.53	36,986.25	8,101.28	21.90	
Shares in Listed Companies	44,851.22	0.00	44,851.22	100.00	
AMP Limited	45.65	0.00	45.65	100.00	
ANZ Group Holdings Limited	4,605.05	0.00	4,605.05	100.00	WP-1
Ashley Services Group Limited	428.58	0.00	428.58	100.00	
Australian Ethical Investment Limited	142.85	0.00	142.85	100.00	
BHP Group Limited	4,137.63	0.00	4,137.63	100.00	
Bluescope Steel Limited	733.43	0.00	733.43	100.00	
Commonwealth Bank Of Australia	2,946.00	0.00	2,946.00	100.00	
CSL Limited	393.89	0.00	393.89	100.00	
Domino's Pizza Enterprises Limited	503.27	0.00	503.27	100.00	
Endeavour Group Limited	66.31	0.00	66.31	100.00	
Insurance Australia Group Limited	779.79	0.00	779.79	100.00	
Johns Lyng Group Limited	107.15	0.00	107.15	100.00	
Macquarie Group Limited	6,748.60	0.00	6,748.60	100.00	WP-1
National Australia Bank Limited	6,500.86	0.00	6,500.86	100.00	WP-1
Origin Energy Limited	240.49	0.00	240.49	100.00	
Rio Tinto Limited	4,507.41	0.00	4,507.41	100.00	
South32 Limited	335.32	0.00	335.32	100.00	
Steadfast Group Limited	198.43	0.00	198.43	100.00	

Income	2023	2022	Change (\$)	Change (%)	
Suncorp Group Limited	3,114.44	0.00	3,114.44	100.00	
Telstra Group Limited	878.77	0.00	878.77	100.00	
Treasury Wine Estates Limited	116.09	0.00	116.09	100.00	
Washington H Soul Pattinson & Company Limited	1,145.71	0.00	1,145.71	100.00	
Wesfarmers Limited	1,074.51	0.00	1,074.51	100.00	
Westpac Banking Corporation	4,077.91	0.00	4,077.91	100.00	
Woodside Energy Group Limited	715.63	0.00	715.63	100.00	
Woolworths Group Limited	307.45	0.00	307.45	100.00	
Stapled Securities	236.31	0.00	236.31	100.00	
Lendlease Group	236.31	0.00	236.31	100.00	
Foreign Income	3,398.07	0.00	3,398.07	100.00	
Foreign Dividend	3,398.07	0.00	3,398.07	100.00	
Shares in Listed Companies	3,398.07	0.00	3,398.07	100.00	
Chorus Limited	634.42	0.00	634.42	100.00	WP-1 WP-2
Spark New Zealand Limited	2,685.01	0.00	2,685.01	100.00	WP-1 WP-2
Virgin Money Uk PLC	78.64	0.00	78.64	100.00	WP-1
Interest	1,012.57	84.40	928.17	1,099.73	
Cash At Bank	1,012.57	0.00	1,012.57	100.00	
Expand Inv Cash	553.34	0.00	553.34	100.00	WP-1

Income	2023	2022	Change (\$)	Change (%)	
MBL Bank Account	459.23	0.00	459.23	100.00	WP-1
Member Receipts	23,122.51	27,434.13	-4,311.62	15.72	
Contributions	23,122.51	27,434.13	-4,311.62	15.72	WP-1
Employer	23,122.51	20,310.14	2,812.37	13.85	
Mr Thomas Witzens	23,122.51	0.00	23,122.51	100.00	
Member	0.00	7,123.99	-7,123.99	100.00	
Personal Concessional	0.00	7,000.00	-7,000.00	100.00	
Personal Non-Concessional	0.00	123.99	-123.99	100.00	
Other Income	0.71	0.00	0.71	100.00	
ATO Interest Payments	0.71	0.00	0.71	100.00	WP-1
Total Income	144,823.64	-7,851.68	152,675.32	1,944.49	
Expenses	2023	2022	Change (\$)	Change (%)	
Investment Losses	22,994.11	0.00	22,994.11	100.00	
Realised Capital Losses	22,994.11	0.00	22,994.11	100.00	WP-1
Managed Investments	24,891.67	0.00	24,891.67	100.00	
Nikko AM New Asia Fund <T>	24,891.67	0.00	24,891.67	100.00	
Shares in Listed Companies	-1,732.51	0.00	-1,732.51	100.00	
Endeavour Group Limited	-444.47	0.00	-444.47	100.00	
Insurance Australia Group Limited	-1,657.21	0.00	-1,657.21	100.00	
Telstra Group Limited	-977.17	0.00	-977.17	100.00	

Expenses	2023	2022	Change (\$)	Change (%)	
Unibail-Rodamco-Westfield	1,346.34	0.00	1,346.34	100.00	
Stapled Securities	-165.05	0.00	-165.05	100.00	
GPT Group	-165.05	0.00	-165.05	100.00	
Other Expenses	6,709.62	3,700.74	3,008.88	81.30	
Accountancy Fee	3,080.00	2,970.00	110.00	3.70	WP-1
Fund Administration Fee	3,370.62	0.00	3,370.62	100.00	WP-1 WP-2 WP-3
General Expenses	0.00	471.74	-471.74	100.00	
SMSF Supervisory Levy	259.00	259.00	0.00	0.00	
Total Expenses	29,703.73	3,700.74	26,002.99	702.64	
Income Tax	2023	2022	Change (\$)	Change (%)	
Income Tax Expense	11,828.25	1,291.23	10,537.02	816.05	WP-1 WP-2
Income Tax Expense	11,828.25	1,291.23	10,537.02	816.05	
Total Income Tax	11,828.25	1,291.23	10,537.02	816.05	
Net Profit(Loss) Total	103,291.66	-12,843.65			

Market Value

Current Status : Good to Go Prior Status : N/A					Prepared By : N/A	Reviewed By : N/A
Security Code	Security Name	Source Price	Units	Market Price	Market Value	
SECURITY						
AEF	Australian Ethical Investment Limited	3.36	2,000.00	3.36	6,720.00	
AMP	AMP Limited	1.13	1,725.00	1.13	1,949.25	
ANZ	ANZ Group Holdings Limited	23.71	2,378.00	23.71	56,382.38	
ASH	Ashley Services Group Limited	0.71	5,000.00	0.71	3,550.00	
BHP	BHP Group Limited	44.99	794.00	44.99	35,722.06	
BSL	Bluescope Steel Limited	20.55	1,208.00	20.55	24,824.40	
CBA	Commonwealth Bank Of Australia	100.27	507.00	100.27	50,836.89	
CNU	Chorus Limited	7.75	1,855.00	7.75	14,376.25	
CSL	CSL Limited	277.38	114.00	277.38	31,621.32	
CSR	CSR Limited	5.19	2,000.00	5.19	10,380.00	
CXM	Centrex Limited	0.14	20,000.00	0.14	2,800.00	
DMP	Domino's Pizza Enterprises Limited	46.43	385.00	46.43	17,875.55	
DRE	Dreadnought Resources Limited	0.05	10,000.00	0.05	520.00	
FRI	Finbar Group Limited	0.66	10,000.00	0.66	6,600.00	
GMG	Goodman Group	20.07	530.00	20.07	10,637.10	
JLG	Johns Lyng Group Limited	5.32	1,000.00	5.32	5,320.00	
LLC	Lendlease Group	7.75	3,190.00	7.75	24,722.50	

				Current Status : Good to Go Prior Status : N/A		Prepared By : N/A	Reviewed By : N/A
LTR	Liontown Resources Limited		2.83	1,000.00	2.83	2,830.00	
LYC	Lynas Rare Earths Limited		6.85	800.00	6.85	5,480.00	
MQG	Macquarie Group Limited		177.62	1,061.00	177.62	188,454.82	
NAB	National Australia Bank Limited		26.37	3,123.00	26.37	82,353.51	
NDQ	Betashares Nasdaq 100 ETF		35.05	500.00	35.05	17,525.00	
ORG	Origin Energy Limited		8.41	530.00	8.41	4,457.30	
PBP	Probiotec Limited		2.80	2,000.00	2.80	5,600.00	
RIO	Rio Tinto Limited		114.69	467.00	114.69	53,560.23	
S32	South32 Limited		3.76	723.00	3.76	2,718.48	
SCG	Scentre Group		2.65	374.00	2.65	991.10	
SDF	Steadfast Group Limited		6.00	1,025.00	6.00	6,150.00	
SOL	Washington H Soul Pattinson & Company Limited		31.78	1,100.00	31.78	34,958.00	
SPK	Spark New Zealand Limited		4.67	9,699.00	4.67	45,294.33	
SUN	Suncorp Group Limited		13.49	4,496.00	13.49	60,651.04	
TLC	The Lottery Corporation Limited		5.13	1,000.00	5.13	5,130.00	
TWE	Treasury Wine Estates Limited		11.23	239.00	11.23	2,683.97	
VUK	Virgin Money Uk PLC		2.85	409.00	2.85	1,165.65	
WBC	Westpac Banking Corporation		21.34	2,229.00	21.34	47,566.86	
WDS	Woodside Energy Group Limited		34.44	136.00	34.44	4,683.84	

				Current Status : Good to Go Prior Status : N/A		Prepared By : N/A	Reviewed By : N/A
	WES	Wesfarmers Limited	49.34	565.00	49.34	27,877.10	
	WOW	Woolworths Group Limited	39.73	222.00	39.73	8,820.06	
	XRF	XRF Scientific Limited	1.17	1,500.00	1.17	1,755.00	

Lump Sum Payment - Good to Go

Great news! After review there is nothing that requires your attention.

Preservation Components

						Current Status : Good to Go Prior Status : N/A		Prepared By : N/A	Reviewed By : N/A
			Prior Year			Current Year			
Account Name	Account Type	Preserved Amount	Restricted Non-Preserved Amount	Unrestricted Non-Preserved Amount	Preserved Amount	Restricted Non-Preserved Amount	Unrestricted Non-Preserved Amount		
Mr Thomas Witzens (Age: 58 at 30/06/2023)									
Accumulation	Accumulation	866,102.72	280.64	0.00	969,394.38	280.64	0.00		

Tax Component Verification (Accumulation)

		Current Status : Good to Go Prior Status : N/A	Prepared By : N/A	Reviewed By : N/A
	Account Name		Prior Year Tax Free Amount	Current Year Tax Free Amount
Mr Thomas Witzens (Age: 58 at 30/06/2023)				
	Accumulation		8,987.12	8,987.12

Work Test - Good to Go

Great news! After review there is nothing that requires your attention.

Contribution Cap Limit

		Current Status : Good to Go Prior Status : N/A	Prepared By : N/A	Reviewed By : N/A
	Current Year Contributions		Concessional	Non-Concessional
Mr Thomas Witzrens Date of Birth: 15/06/1965 (Age: 57 at 30/06/2023)				
	Caps		27,500.00	110,000.00
	Cumulative available unused cap		0.00	0.00
	Maximum cap available		27,500.00	110,000.00
	Contributions made (to this fund)		23,122.51	0.00
	Contributions made (to other fund)		0.00	0.00
	Contributions as allocated		23,122.51	0.00
	Amount above caps		0.00	0.00
Ms Julie Way Date of Birth: 20/02/1964 (Age: 58 at 30/06/2023)				
	Caps		27,500.00	110,000.00
	Cumulative available unused cap		102,500.00	0.00
	Maximum cap available		130,000.00	110,000.00
	Contributions made (to this fund)		0.00	0.00
	Contributions made (to other fund)		0.00	0.00
	Contributions as allocated		0.00	0.00
	Amount above caps		0.00	0.00











Negative Balance - Good to Go

Great news! After review there is nothing that requires your attention.

Contra Bank Entries

				Current Status : Good to Go Prior Status : Warning		Prepared By : N/A	Reviewed By : N/A
	Date	Description	Debits	Credits	Balance		
Expand Inv Cash							
🚩	10/02/2023	Withdrawal	12,000.00	0.00	4,057.11		
🚩	10/03/2023	Withdrawal	2,651.78	0.00	42,328.94		
🚩	24/05/2023	Withdrawal	43,007.61	0.00	0.00		
MBL Bank Account							
🚩	10/02/2023	IDPS 16608940 000000001	0.00	12,000.00	15,837.50		
🚩	10/03/2023	IDPS 16608940 000000002	0.00	2,651.78	52,943.13		
🚩	24/05/2023	IDPS 16608940 000000003	0.00	43,007.61	60,045.85		

Income Comparison

					Current Status : Good to Go Prior Status : Warning	Prepared By : N/A	Reviewed By : N/A
	Date	Income Type	Total Income	Franking Credit	Estimated Income	Estimated Franking Credit	
S32 : South32 Limited (ASX:S32)							
	13/10/2022	Dividend	181.69	77.87	181.70	77.87	
ANZ : ANZ Group Holdings Limited (ASX:ANZ)							
	01/07/2022	Dividend	1,514.88	649.23	0.00	0.00	
SCG : Scentre Group (ASX:SCG)							
	15/08/2022	Distribution	28.04	0.00	28.05	0.01	
	16/02/2023	Distribution	30.84	0.00	30.86	7.73	
GMG : Goodman Group (ASX:GMG)							
	25/08/2022	Distribution	8.25	0.00	0.00	0.00	
TGP0006AU : Nikko AM New Asia Fund <T> (MF:TGP0006AU)							
	27/10/2022	Distribution	58.06	0.00	0.00	0.00	
	03/03/2023	Distribution	40,904.30	0.00	0.00	0.00	
MQG : Macquarie Group Limited (ASX:MQG)							
	04/07/2022	Dividend	3,073.00	526.80	0.00	0.00	
DMP : Domino's Pizza Enterprises Limited (ASX:DMP)							
	16/03/2023	Dividend	259.49	66.72	259.49	66.73	
NAB : National Australia Bank Limited (ASX:NAB)							
	05/07/2022	Dividend	2,173.94	931.69	0.00	0.00	

Benefits Paid to Member < 60 - Good to Go

Great news! After review there is nothing that requires your attention.

Retirement Condition - Good to Go

Great news! After review there is nothing that requires your attention.

Pension Limit - Not Applicable

The system did not find any data to process.

Tax Effective Allocation of Pension Payment (Member Level) - Not Applicable

The system did not find any data to process.

Preservation Components for Member above 65 - Not Applicable

The system did not find any data to process.

Tax Component Verification (Pension) - Not Applicable

The system did not find any data to process.

Tax Effective Allocation of Pension Payment (Pension Account Level) - Not Applicable

The system did not find any data to process.

General Ledger

Date	Description	Quantity	Debits	Credits	Balance
Member Receipts / Contributions / Employer / Mr Thomas Witzens					
01/07/2022	Opening Balance	0.00	0.00	0.00	0.00
25/07/2022	SuperChoice P/L PC190722-189943455	0.00	0.00	1,902.73	1,902.73
19/08/2022	SuperChoice P/L PC150822-174751162	0.00	0.00	1,977.90	3,880.63
26/09/2022	SuperChoice P/L PC190922-150952708	0.00	0.00	2,176.28	6,056.91
20/10/2022	SuperChoice P/L PC131022-124422888	0.00	0.00	2,365.28	8,422.19
17/11/2022	SuperChoice P/L PC101122-108009245	0.00	0.00	2,090.12	10,512.31
16/12/2022	SuperChoice P/L PC121222-192468507	0.00	0.00	1,959.49	12,471.80
20/01/2023	SuperChoice P/L PC130123-196162969	0.00	0.00	2,170.72	14,642.52
16/02/2023	SuperChoice P/L PC100223-165773810	0.00	0.00	1,695.44	16,337.96
17/03/2023	SuperChoice P/L PC100323-154913689	0.00	0.00	1,270.19	17,608.15
21/04/2023	SuperChoice P/L PC140423-160272074	0.00	0.00	1,915.02	19,523.17
17/05/2023	SuperChoice P/L PC100523-112161304	0.00	0.00	2,015.07	21,538.24
15/06/2023	SuperChoice P/L PC080623-183198939	0.00	0.00	1,584.27	23,122.51
30/06/2023	Closing Balance	0.00	0.00	0.00	23,122.51
Investment Gains / Increase in Market Value / Managed Investments / Nikko AM New Asia Fund <T>					
01/07/2022	Opening Balance	0.00	0.00	0.00	0.00
30/06/2023	Market Value Adjustment	0.00	21,187.76	0.00	21,187.76
30/06/2023	Closing Balance	0.00	0.00	0.00	21,187.76

Date	Description	Quantity	Debits	Credits	Balance
Investment Gains / Increase in Market Value / Shares in Listed Companies / AMP Limited					
01/07/2022	Opening Balance	0.00	0.00	0.00	0.00
30/06/2023	Market Value Adjustment	0.00	0.00	300.89	300.89
30/06/2023	Closing Balance	0.00	0.00	0.00	300.89
Investment Gains / Increase in Market Value / Shares in Listed Companies / ANZ Group Holdings Limited					
01/07/2022	Opening Balance	0.00	0.00	0.00	0.00
30/06/2023	Market Value Adjustment	0.00	0.00	4,060.51	4,060.51
30/06/2023	Closing Balance	0.00	0.00	0.00	4,060.51
Investment Gains / Increase in Market Value / Shares in Listed Companies / Ashley Services Group Limited					
01/07/2022	Opening Balance	0.00	0.00	0.00	0.00
30/06/2023	Market Value Adjustment	0.00	44.95	0.00	44.95
30/06/2023	Closing Balance	0.00	0.00	0.00	44.95
Investment Gains / Increase in Market Value / Shares in Listed Companies / Australian Ethical Investment Limited					
01/07/2022	Opening Balance	0.00	0.00	0.00	0.00
30/06/2023	Market Value Adjustment	0.00	3,542.06	0.00	3,542.06
30/06/2023	Closing Balance	0.00	0.00	0.00	3,542.06
Investment Gains / Increase in Market Value / Shares in Listed Companies / BHP Group Limited					
01/07/2022	Opening Balance	0.00	0.00	0.00	0.00
30/06/2023	Market Value Adjustment	0.00	0.00	3,001.97	3,001.97
30/06/2023	Closing Balance	0.00	0.00	0.00	3,001.97

Date	Description	Quantity	Debits	Credits	Balance
Investment Gains / Increase in Market Value / Shares in Listed Companies / Bluescope Steel Limited					
01/07/2022	Opening Balance	0.00	0.00	0.00	0.00
30/06/2023	Market Value Adjustment	0.00	0.00	5,617.20	5,617.20
30/06/2023	Closing Balance	0.00	0.00	0.00	5,617.20
Investment Gains / Increase in Market Value / Shares in Listed Companies / Centrex Limited					
01/07/2022	Opening Balance	0.00	0.00	0.00	0.00
30/06/2023	Market Value Adjustment	0.00	239.90	0.00	239.90
30/06/2023	Closing Balance	0.00	0.00	0.00	239.90
Investment Gains / Increase in Market Value / Shares in Listed Companies / Chorus Limited					
01/07/2022	Opening Balance	0.00	0.00	0.00	0.00
30/06/2023	Market Value Adjustment	0.00	0.00	2,450.19	2,450.19
30/06/2023	Closing Balance	0.00	0.00	0.00	2,450.19
Investment Gains / Increase in Market Value / Shares in Listed Companies / Commonwealth Bank Of Australia					
01/07/2022	Opening Balance	0.00	0.00	0.00	0.00
30/06/2023	Market Value Adjustment	0.00	0.00	4,840.00	4,840.00
30/06/2023	Closing Balance	0.00	0.00	0.00	4,840.00
Investment Gains / Increase in Market Value / Shares in Listed Companies / CSL Limited					
01/07/2022	Opening Balance	0.00	0.00	0.00	0.00
30/06/2023	Market Value Adjustment	0.00	0.00	948.48	948.48
30/06/2023	Closing Balance	0.00	0.00	0.00	948.48

Date	Description	Quantity	Debits	Credits	Balance
Investment Gains / Increase in Market Value / Shares in Listed Companies / CSR Limited					
01/07/2022	Opening Balance	0.00	0.00	0.00	0.00
30/06/2023	Market Value Adjustment	0.00	179.90	0.00	179.90
30/06/2023	Closing Balance	0.00	0.00	0.00	179.90
Investment Gains / Increase in Market Value / Shares in Listed Companies / Domino's Pizza Enterprises Limited					
01/07/2022	Opening Balance	0.00	0.00	0.00	0.00
30/06/2023	Market Value Adjustment	0.00	7,880.30	0.00	7,880.30
30/06/2023	Closing Balance	0.00	0.00	0.00	7,880.30
Investment Gains / Increase in Market Value / Shares in Listed Companies / Dreadnought Resources Limited					
01/07/2022	Opening Balance	0.00	0.00	0.00	0.00
30/06/2023	Market Value Adjustment	0.00	479.95	0.00	479.95
30/06/2023	Closing Balance	0.00	0.00	0.00	479.95
Investment Gains / Increase in Market Value / Shares in Listed Companies / Endeavour Group Limited					
01/07/2022	Opening Balance	0.00	0.00	0.00	0.00
30/06/2023	Market Value Adjustment	0.00	738.72	0.00	738.72
30/06/2023	Closing Balance	0.00	0.00	0.00	738.72
Investment Gains / Increase in Market Value / Shares in Listed Companies / Finbar Group Limited					
01/07/2022	Opening Balance	0.00	0.00	0.00	0.00
30/06/2023	Market Value Adjustment	0.00	69.94	0.00	69.94
30/06/2023	Closing Balance	0.00	0.00	0.00	69.94

Date	Description	Quantity	Debits	Credits	Balance
Investment Gains / Increase in Market Value / Shares in Listed Companies / Insurance Australia Group Limited					
01/07/2022	Opening Balance	0.00	0.00	0.00	0.00
30/06/2023	Market Value Adjustment	0.00	207.64	0.00	207.64
30/06/2023	Closing Balance	0.00	0.00	0.00	207.64
Investment Gains / Increase in Market Value / Shares in Listed Companies / Johns Lyng Group Limited					
01/07/2022	Opening Balance	0.00	0.00	0.00	0.00
30/06/2023	Market Value Adjustment	0.00	1,766.74	0.00	1,766.74
30/06/2023	Closing Balance	0.00	0.00	0.00	1,766.74
Investment Gains / Increase in Market Value / Shares in Listed Companies / Liantown Resources Limited					
01/07/2022	Opening Balance	0.00	0.00	0.00	0.00
30/06/2023	Market Value Adjustment	0.00	0.00	1,560.05	1,560.05
30/06/2023	Closing Balance	0.00	0.00	0.00	1,560.05
Investment Gains / Increase in Market Value / Shares in Listed Companies / Lynas Rare Earths Limited					
01/07/2022	Opening Balance	0.00	0.00	0.00	0.00
30/06/2023	Market Value Adjustment	0.00	1,494.90	0.00	1,494.90
30/06/2023	Closing Balance	0.00	0.00	0.00	1,494.90
Investment Gains / Increase in Market Value / Shares in Listed Companies / Macquarie Group Limited					
01/07/2022	Opening Balance	0.00	0.00	0.00	0.00
30/06/2023	Market Value Adjustment	0.00	0.00	11,265.75	11,265.75
30/06/2023	Closing Balance	0.00	0.00	0.00	11,265.75

Date	Description	Quantity	Debits	Credits	Balance
Investment Gains / Increase in Market Value / Shares in Listed Companies / National Australia Bank Limited					
01/07/2022	Opening Balance	0.00	0.00	0.00	0.00
30/06/2023	Market Value Adjustment	0.00	3,785.01	0.00	3,785.01
30/06/2023	Closing Balance	0.00	0.00	0.00	3,785.01
Investment Gains / Increase in Market Value / Shares in Listed Companies / Origin Energy Limited					
01/07/2022	Opening Balance	0.00	0.00	0.00	0.00
30/06/2023	Market Value Adjustment	0.00	0.00	1,420.40	1,420.40
30/06/2023	Closing Balance	0.00	0.00	0.00	1,420.40
Investment Gains / Increase in Market Value / Shares in Listed Companies / Probiotec Limited					
01/07/2022	Opening Balance	0.00	0.00	0.00	0.00
30/06/2023	Market Value Adjustment	0.00	0.00	700.05	700.05
30/06/2023	Closing Balance	0.00	0.00	0.00	700.05
Investment Gains / Increase in Market Value / Shares in Listed Companies / Rio Tinto Limited					
01/07/2022	Opening Balance	0.00	0.00	0.00	0.00
30/06/2023	Market Value Adjustment	0.00	0.00	5,599.92	5,599.92
30/06/2023	Closing Balance	0.00	0.00	0.00	5,599.92
Investment Gains / Increase in Market Value / Shares in Listed Companies / South32 Limited					
01/07/2022	Opening Balance	0.00	0.00	0.00	0.00
30/06/2023	Market Value Adjustment	0.00	130.14	0.00	130.14
30/06/2023	Closing Balance	0.00	0.00	0.00	130.14

Date	Description	Quantity	Debits	Credits	Balance
Investment Gains / Increase in Market Value / Shares in Listed Companies / Spark New Zealand Limited					
01/07/2022	Opening Balance	0.00	0.00	0.00	0.00
30/06/2023	Market Value Adjustment	0.00	0.00	3,297.66	3,297.66
30/06/2023	Closing Balance	0.00	0.00	0.00	3,297.66
Investment Gains / Increase in Market Value / Shares in Listed Companies / Steadfast Group Limited					
01/07/2022	Opening Balance	0.00	0.00	0.00	0.00
30/06/2023	Market Value Adjustment	0.00	0.00	991.10	991.10
30/06/2023	Closing Balance	0.00	0.00	0.00	991.10
Investment Gains / Increase in Market Value / Shares in Listed Companies / Suncorp Group Limited					
01/07/2022	Opening Balance	0.00	0.00	0.00	0.00
30/06/2023	Market Value Adjustment	0.00	0.00	11,079.13	11,079.13
30/06/2023	Closing Balance	0.00	0.00	0.00	11,079.13
Investment Gains / Increase in Market Value / Shares in Listed Companies / Telstra Group Limited					
01/07/2022	Opening Balance	0.00	0.00	0.00	0.00
30/06/2023	Market Value Adjustment	0.00	320.01	0.00	320.01
30/06/2023	Closing Balance	0.00	0.00	0.00	320.01
Investment Gains / Increase in Market Value / Shares in Listed Companies / The Lottery Corporation Limited					
01/07/2022	Opening Balance	0.00	0.00	0.00	0.00
30/06/2023	Market Value Adjustment	0.00	119.95	0.00	119.95
30/06/2023	Closing Balance	0.00	0.00	0.00	119.95

Date	Description	Quantity	Debits	Credits	Balance
Investment Gains / Increase in Market Value / Shares in Listed Companies / Treasury Wine Estates Limited					
01/07/2022	Opening Balance	0.00	0.00	0.00	0.00
30/06/2023	Market Value Adjustment	0.00	28.68	0.00	28.68
30/06/2023	Closing Balance	0.00	0.00	0.00	28.68
Investment Gains / Increase in Market Value / Shares in Listed Companies / Unibail-Rodamco-Westfield					
01/07/2022	Opening Balance	0.00	0.00	0.00	0.00
30/06/2023	Market Value Adjustment	0.00	0.00	1,305.39	1,305.39
30/06/2023	Closing Balance	0.00	0.00	0.00	1,305.39
Investment Gains / Increase in Market Value / Shares in Listed Companies / Virgin Money Uk PLC					
01/07/2022	Opening Balance	0.00	0.00	0.00	0.00
30/06/2023	Market Value Adjustment	0.00	0.00	261.76	261.76
30/06/2023	Closing Balance	0.00	0.00	0.00	261.76
Investment Gains / Increase in Market Value / Shares in Listed Companies / Washington H Soul Pattinson & Company Limited					
01/07/2022	Opening Balance	0.00	0.00	0.00	0.00
30/06/2023	Market Value Adjustment	0.00	0.00	6,631.35	6,631.35
30/06/2023	Closing Balance	0.00	0.00	0.00	6,631.35
Investment Gains / Increase in Market Value / Shares in Listed Companies / Wesfarmers Limited					
01/07/2022	Opening Balance	0.00	0.00	0.00	0.00
30/06/2023	Market Value Adjustment	0.00	0.00	1,554.15	1,554.15
30/06/2023	Closing Balance	0.00	0.00	0.00	1,554.15

Date	Description	Quantity	Debits	Credits	Balance
Investment Gains / Increase in Market Value / Shares in Listed Companies / Westpac Banking Corporation					
01/07/2022	Opening Balance	0.00	0.00	0.00	0.00
30/06/2023	Market Value Adjustment	0.00	0.00	3,742.82	3,742.82
30/06/2023	Closing Balance	0.00	0.00	0.00	3,742.82
Investment Gains / Increase in Market Value / Shares in Listed Companies / Woodside Energy Group Limited					
01/07/2022	Opening Balance	0.00	0.00	0.00	0.00
30/06/2023	Market Value Adjustment	0.00	0.00	336.70	336.70
30/06/2023	Closing Balance	0.00	0.00	0.00	336.70
Investment Gains / Increase in Market Value / Shares in Listed Companies / Woolworths Group Limited					
01/07/2022	Opening Balance	0.00	0.00	0.00	0.00
30/06/2023	Market Value Adjustment	0.00	0.00	908.51	908.51
30/06/2023	Closing Balance	0.00	0.00	0.00	908.51
Investment Gains / Increase in Market Value / Shares in Listed Companies / XRF Scientific Limited					
01/07/2022	Opening Balance	0.00	0.00	0.00	0.00
30/06/2023	Market Value Adjustment	0.00	0.00	460.05	460.05
30/06/2023	Closing Balance	0.00	0.00	0.00	460.05
Investment Gains / Increase in Market Value / Stapled Securities / Goodman Group					
01/07/2022	Opening Balance	0.00	0.00	0.00	0.00
30/06/2023	Market Value Adjustment	0.00	0.00	731.95	731.95
30/06/2023	Closing Balance	0.00	0.00	0.00	731.95

Date	Description	Quantity	Debits	Credits	Balance
Investment Gains / Increase in Market Value / Stapled Securities / GPT Group					
01/07/2022	Opening Balance	0.00	0.00	0.00	0.00
30/06/2023	Market Value Adjustment	0.00	176.00	0.00	176.00
30/06/2023	Closing Balance	0.00	0.00	0.00	176.00
Investment Gains / Increase in Market Value / Stapled Securities / Lendlease Group					
01/07/2022	Opening Balance	0.00	0.00	0.00	0.00
30/06/2023	Market Value Adjustment	0.00	4,337.48	0.00	4,337.48
30/06/2023	Closing Balance	0.00	0.00	0.00	4,337.48
Investment Gains / Increase in Market Value / Stapled Securities / Scentre Group					
01/07/2022	Opening Balance	0.00	0.00	0.00	0.00
30/06/2023	Market Value Adjustment	0.00	0.00	22.44	22.44
30/06/2023	Closing Balance	0.00	0.00	0.00	22.44
Investment Gains / Increase in Market Value / Betashares Nasdaq 100 ETF					
01/07/2022	Opening Balance	0.00	0.00	0.00	0.00
30/06/2023	Market Value Adjustment	0.00	0.00	3,688.59	3,688.59
30/06/2023	Closing Balance	0.00	0.00	0.00	3,688.59
Investment Gains / Disposal Suspense / Managed Investments / Nikko AM New Asia Fund <T>					
01/07/2022	Opening Balance	0.00	0.00	0.00	0.00
05/05/2023	TGP0006AU Sale 23106.836700	23,106.84	0.00	733.20	733.20
05/05/2023	TGP0006AU Sale 23106.836700	-23,106.84	733.20	0.00	0.00

Date	Description	Quantity	Debits	Credits	Balance
05/05/2023	TGP0006AU Sale 259.1938	259.19	0.00	8.22	8.22
05/05/2023	TGP0006AU Sale 259.1938	-259.19	8.22	0.00	0.00
30/06/2023	Closing Balance	0.00	0.00	0.00	0.00
Investment Gains / Disposal Suspense / Shares in Listed Companies / ANZ Group Holdings Limited					
01/07/2022	Opening Balance	0.00	0.00	0.00	0.00
03/01/2023	ANZ Takeover/Merger	145.00	0.00	2,740.50	2,740.50
03/01/2023	ANZ Takeover/Merger	2,104.00	0.00	40,635.19	43,375.69
03/01/2023	ANZ Takeover/Merger	-2,249.00	43,375.69	0.00	0.00
30/06/2023	Closing Balance	0.00	0.00	0.00	0.00
Investment Gains / Disposal Suspense / Shares in Listed Companies / ANZ Group Holdings Limited - Ordinary Fully Paid Deferred Settlement					
01/07/2022	Opening Balance	0.00	0.00	0.00	0.00
03/01/2023	ANZDA TO ANZ	145.00	0.00	2,740.50	2,740.50
03/01/2023	ANZDA TO ANZ	2,104.00	0.00	40,635.19	43,375.69
03/01/2023	ANZDA TO ANZ	-2,249.00	43,375.69	0.00	0.00
30/06/2023	Closing Balance	0.00	0.00	0.00	0.00
Investment Gains / Disposal Suspense / Shares in Listed Companies / Endeavour Group Limited					
01/07/2022	Opening Balance	0.00	0.00	0.00	0.00
31/05/2023	MOT CNT23508324 SELL 211 EDV	211.00	0.00	1,303.02	1,303.02
31/05/2023	MOT CNT23508324 SELL 211 EDV	-211.00	1,303.02	0.00	0.00
30/06/2023	Closing Balance	0.00	0.00	0.00	0.00

Date	Description	Quantity	Debits	Credits	Balance
Investment Gains / Disposal Suspense / Shares in Listed Companies / Insurance Australia Group Limited					
01/07/2022	Opening Balance	0.00	0.00	0.00	0.00
06/03/2023	MOT CNT23186109 SELL 6028 IAG	6,028.00	0.00	27,815.94	27,815.94
06/03/2023	MOT CNT23186109 SELL 6028 IAG	-6,028.00	27,815.94	0.00	0.00
30/06/2023	Closing Balance	0.00	0.00	0.00	0.00
Investment Gains / Disposal Suspense / Shares in Listed Companies / Telstra Group Limited					
01/07/2022	Opening Balance	0.00	0.00	0.00	0.00
31/10/2022	TLS Takeover/Merger	71.00	0.00	283.30	283.30
31/10/2022	TLS Takeover/Merger	3,333.00	0.00	12,512.04	12,795.34
31/10/2022	TLS Takeover/Merger	-3,404.00	12,795.34	0.00	0.00
02/03/2023	MOT CNT23186199 SELL 3904 TLS	3,904.00	0.00	15,791.25	15,791.25
02/03/2023	MOT CNT23186199 SELL 3904 TLS	-3,904.00	15,791.25	0.00	0.00
29/05/2023	MOT CNT23508343 SELL 80 TLS	80.00	0.00	328.05	328.05
29/05/2023	MOT CNT23508343 SELL 80 TLS	-80.00	328.05	0.00	0.00
30/06/2023	Closing Balance	0.00	0.00	0.00	0.00
Investment Gains / Disposal Suspense / Shares in Listed Companies / Telstra Group Limited - Ordinary Fully Paid Deferred Settlement					
01/07/2022	Opening Balance	0.00	0.00	0.00	0.00
01/11/2022	TLSDA to TLS	71.00	0.00	283.30	283.30
01/11/2022	TLSDA to TLS	3,333.00	0.00	12,512.04	12,795.34
01/11/2022	TLSDA to TLS	-3,404.00	12,795.34	0.00	0.00

Date	Description	Quantity	Debits	Credits	Balance
30/06/2023	Closing Balance	0.00	0.00	0.00	0.00
Investment Gains / Disposal Suspense / Shares in Listed Companies / Unibail-Rodamco-Westfield					
01/07/2022	Opening Balance	0.00	0.00	0.00	0.00
31/05/2023	MOT CNT23508333 SELL 100 URW	100.00	0.00	335.05	335.05
31/05/2023	MOT CNT23508333 SELL 100 URW	-100.00	335.05	0.00	0.00
30/06/2023	Closing Balance	0.00	0.00	0.00	0.00
Investment Gains / Disposal Suspense / Stapled Securities / GPT Group					
01/07/2022	Opening Balance	0.00	0.00	0.00	0.00
06/01/2023	MOT CNT22980805 SELL 300 GPT	300.00	0.00	1,255.05	1,255.05
06/01/2023	MOT CNT22980805 SELL 300 GPT	-300.00	1,255.05	0.00	0.00
30/06/2023	Closing Balance	0.00	0.00	0.00	0.00
Investment Income / Distributions / Managed Investments / Nikko AM New Asia Fund <T>					
01/07/2022	Opening Balance	0.00	0.00	0.00	0.00
27/10/2022	Distribution - Tax Statement	0.00	0.00	0.20	0.20
27/10/2022	TGP0006AU Dist	0.00	0.00	58.06	58.26
03/03/2023	Distribution - Tax Statement	0.00	0.00	141.38	199.64
03/03/2023	TGP0006AU Dist	0.00	0.00	40,904.30	41,103.94
30/06/2023	Closing Balance	0.00	0.00	0.00	41,103.94
Investment Income / Distributions / Stapled Securities / Goodman Group					
01/07/2022	Opening Balance	0.00	0.00	0.00	0.00

Date	Description	Quantity	Debits	Credits	Balance
25/08/2022	Distribution - Tax Statement	0.00	0.00	0.08	0.08
25/08/2022	GOODMAN GROUP AUG22/00813036	0.00	0.00	8.25	8.33
29/12/2022	Distribution - Tax Statement	0.00	0.00	0.49	8.82
29/12/2022	GMG Distribution - Cash	0.00	0.00	49.50	58.32
29/06/2023	Distribution - Tax Statement	0.00	0.00	0.51	58.83
29/06/2023	GMG AUD 0.002412435 FRANKED, 30% CTR	0.00	0.00	53.00	111.83
30/06/2023	Closing Balance	0.00	0.00	0.00	111.83
Investment Income / Distributions / Stapled Securities / GPT Group					
01/07/2022	Opening Balance	0.00	0.00	0.00	0.00
18/08/2022	Distribution - Tax Statement	0.00	0.00	0.00	0.00
18/08/2022	GPT Distribution - Cash	0.00	0.00	38.10	38.10
29/12/2022	Distribution - Tax Statement	0.00	0.00	0.00	38.10
29/12/2022	GPT Distribution - Cash	0.00	0.00	36.90	75.00
30/06/2023	Closing Balance	0.00	0.00	0.00	75.00
Investment Income / Distributions / Stapled Securities / Lendlease Group					
01/07/2022	Opening Balance	0.00	0.00	0.00	0.00
17/02/2023	Distribution - Tax Statement	0.00	0.00	4.04	4.04
17/02/2023	LLC AUD DRP NIL DISC	0.00	0.00	155.28	159.32
30/06/2023	Distribution - Tax Statement	0.00	0.00	6.95	166.27

Date	Description	Quantity	Debits	Credits	Balance
30/06/2023	LLC AUD 0.04656179 FRANKED, 30% CTR, DRP NIL DISC	0.00	0.00	205.56	371.83
30/06/2023	Closing Balance	0.00	0.00	0.00	371.83
Investment Income / Distributions / Stapled Securities / Scentre Group					
01/07/2022	Opening Balance	0.00	0.00	0.00	0.00
15/08/2022	Distribution - Tax Statement	0.00	0.00	3.81	3.81
15/08/2022	SCG AUD 0.00003571 FRANKED, 30% CTR	0.00	0.00	28.04	31.85
16/02/2023	Distribution - Tax Statement	0.00	0.00	4.20	36.05
16/02/2023	SCG AUD 0.0482 FRANKED, 30% CTR	0.00	0.00	30.84	66.89
30/06/2023	Closing Balance	0.00	0.00	0.00	66.89
Investment Income / Distributions / Betashares Nasdaq 100 ETF					
01/07/2022	Opening Balance	0.00	0.00	0.00	0.00
03/01/2023	Distribution - Tax Statement	0.00	0.00	0.72	0.72
03/01/2023	NDQ AUD DRP	0.00	0.00	15.51	16.23
30/06/2023	Distribution - Tax Statement	0.00	0.00	18.21	34.44
30/06/2023	NDQ AUD DRP	0.00	0.00	391.34	425.78
30/06/2023	Closing Balance	0.00	0.00	0.00	425.78
Investment Income / Dividends / Shares in Listed Companies / AMP Limited					
01/07/2022	Opening Balance	0.00	0.00	0.00	0.00
03/04/2023	AMP AUD 0.005 FRANKED, 30% CTR, 0.02 CFI, DRP NIL DISC	0.00	0.00	45.65	45.65

Date	Description	Quantity	Debits	Credits	Balance
30/06/2023	Closing Balance	0.00	0.00	0.00	45.65
Investment Income / Dividends / Shares in Listed Companies / ANZ Group Holdings Limited					
01/07/2022	Opening Balance	0.00	0.00	0.00	0.00
01/07/2022	Investment Income	0.00	0.00	2,164.11	2,164.11
15/12/2022	ANZ AUD 0.74 FRANKED, 30% CTR, DRP NIL DISC, BSP	0.00	0.00	2,440.94	4,605.05
30/06/2023	Closing Balance	0.00	0.00	0.00	4,605.05
Investment Income / Dividends / Shares in Listed Companies / Ashley Services Group Limited					
01/07/2022	Opening Balance	0.00	0.00	0.00	0.00
16/09/2022	ASH AUD 0.03 FRANKED, 30% CTR	0.00	0.00	214.29	214.29
17/03/2023	ASH AUD 0.03 FRANKED, 30% CTR	0.00	0.00	214.29	428.58
30/06/2023	Closing Balance	0.00	0.00	0.00	428.58
Investment Income / Dividends / Shares in Listed Companies / Australian Ethical Investment Limited					
01/07/2022	Opening Balance	0.00	0.00	0.00	0.00
15/09/2022	AEF AUD 0.03 FRANKED, 30% CTR, DRP SUSP	0.00	0.00	85.71	85.71
16/03/2023	AEF AUD 0.02 FRANKED, 30% CTR	0.00	0.00	57.14	142.85
30/06/2023	Closing Balance	0.00	0.00	0.00	142.85
Investment Income / Dividends / Shares in Listed Companies / BHP Group Limited					
01/07/2022	Opening Balance	0.00	0.00	0.00	0.00

Date	Description	Quantity	Debits	Credits	Balance
22/09/2022	BHP USD 1.75, 1.75 FRANKED, 30% CTR, DRP NIL DISC	0.00	0.00	2,635.69	2,635.69
30/03/2023	BHP USD 0.9, 0.9 FRANKED, 30% CTR, DRP NIL DISC	0.00	0.00	1,501.94	4,137.63
30/06/2023	Closing Balance	0.00	0.00	0.00	4,137.63
Investment Income / Dividends / Shares in Listed Companies / Bluescope Steel Limited					
01/07/2022	Opening Balance	0.00	0.00	0.00	0.00
12/10/2022	BSL AUD UNFRANKED, 0.25 CFI, DRP SUSP	0.00	0.00	302.00	302.00
28/03/2023	BSL AUD 0.25 FRANKED, 30% CTR, DRP SUSP	0.00	0.00	431.43	733.43
30/06/2023	Closing Balance	0.00	0.00	0.00	733.43
Investment Income / Dividends / Shares in Listed Companies / Commonwealth Bank Of Australia					
01/07/2022	Opening Balance	0.00	0.00	0.00	0.00
29/09/2022	CBA AUD 2.1 FRANKED, 30% CTR, DRP NIL DISC	0.00	0.00	1,458.00	1,458.00
30/03/2023	CBA AUD 2.1 FRANKED, 30% CTR, DRP NIL DISC	0.00	0.00	1,488.00	2,946.00
30/06/2023	Closing Balance	0.00	0.00	0.00	2,946.00
Investment Income / Dividends / Shares in Listed Companies / CSL Limited					
01/07/2022	Opening Balance	0.00	0.00	0.00	0.00
05/10/2022	CSL USD 1.18, 0.118 FRANKED, 30% CTR, 1.062 CFI, DRP SUSP	0.00	0.00	209.04	209.04
05/04/2023	CSL USD 1.07, UNFRANKED, 1.07 CFI, DRP SUSP	0.00	0.00	184.85	393.89

Date	Description	Quantity	Debits	Credits	Balance
30/06/2023	Closing Balance	0.00	0.00	0.00	393.89
Investment Income / Dividends / Shares in Listed Companies / Domino's Pizza Enterprises Limited					
01/07/2022	Opening Balance	0.00	0.00	0.00	0.00
15/09/2022	DMP AUD 0.4767 FRANKED, 30% CTR, NIL CFI	0.00	0.00	177.06	177.06
16/03/2023	DMP AUD 0.4044 FRANKED, 30% CTR, NIL CFI	0.00	0.00	326.21	503.27
30/06/2023	Closing Balance	0.00	0.00	0.00	503.27
Investment Income / Dividends / Shares in Listed Companies / Endeavour Group Limited					
01/07/2022	Opening Balance	0.00	0.00	0.00	0.00
16/09/2022	EDV AUD 0.077 FRANKED, 30% CTR	0.00	0.00	23.21	23.21
20/03/2023	EDV AUD 0.143 FRANKED, 30% CTR	0.00	0.00	43.10	66.31
30/06/2023	Closing Balance	0.00	0.00	0.00	66.31
Investment Income / Dividends / Shares in Listed Companies / Insurance Australia Group Limited					
01/07/2022	Opening Balance	0.00	0.00	0.00	0.00
22/09/2022	IAG AUD 0.035 FRANKED, 30% CTR, 0.015 CFI, DRP	0.00	0.00	371.61	371.61
23/03/2023	IAG AUD 0.018 FRANKED, 30% CTR, 0.042 CFI, DRP SUSP	0.00	0.00	408.18	779.79
30/06/2023	Closing Balance	0.00	0.00	0.00	779.79
Investment Income / Dividends / Shares in Listed Companies / Johns Lyng Group Limited					
01/07/2022	Opening Balance	0.00	0.00	0.00	0.00

Date	Description	Quantity	Debits	Credits	Balance
19/09/2022	JLG AUD 0.03 FRANKED, 30% CTR	0.00	0.00	42.86	42.86
14/03/2023	JLG AUD 0.045 FRANKED, 30% CTR	0.00	0.00	64.29	107.15
30/06/2023	Closing Balance	0.00	0.00	0.00	107.15
Investment Income / Dividends / Shares in Listed Companies / Macquarie Group Limited					
01/07/2022	Opening Balance	0.00	0.00	0.00	0.00
04/07/2022	Investment Income	0.00	0.00	3,599.80	3,599.80
13/12/2022	MQG AUD 1.2 FRANKED, 30% CTR, 1.8 CFI, DRP NIL DISC	0.00	0.00	3,148.80	6,748.60
30/06/2023	Closing Balance	0.00	0.00	0.00	6,748.60
Investment Income / Dividends / Shares in Listed Companies / National Australia Bank Limited					
01/07/2022	Opening Balance	0.00	0.00	0.00	0.00
05/07/2022	Investment Income	0.00	0.00	3,105.63	3,105.63
14/12/2022	NAB AUD 0.78 FRANKED, 30% CTR, DRP NIL DISC, BSP	0.00	0.00	3,395.23	6,500.86
30/06/2023	Closing Balance	0.00	0.00	0.00	6,500.86
Investment Income / Dividends / Shares in Listed Companies / Origin Energy Limited					
01/07/2022	Opening Balance	0.00	0.00	0.00	0.00
30/09/2022	ORG AUD 0.12375 FRANKED, 30% CTR, NIL CFI, DRP SUSP	0.00	0.00	115.56	115.56
24/03/2023	ORG AUD 0.165 FRANKED, 30% CTR, DRP SUSP	0.00	0.00	124.93	240.49
30/06/2023	Closing Balance	0.00	0.00	0.00	240.49

Date	Description	Quantity	Debits	Credits	Balance
Investment Income / Dividends / Shares in Listed Companies / Rio Tinto Limited					
01/07/2022	Opening Balance	0.00	0.00	0.00	0.00
22/09/2022	RIO AUD 3.837 FRANKED, 30% CTR, DRP NIL DISC	0.00	0.00	2,389.90	2,389.90
20/04/2023	RIO AUD 3.2649 FRANKED, 30% CTR, DRP NIL DISC	0.00	0.00	2,117.51	4,507.41
30/06/2023	Closing Balance	0.00	0.00	0.00	4,507.41
Investment Income / Dividends / Shares in Listed Companies / South32 Limited					
01/07/2022	Opening Balance	0.00	0.00	0.00	0.00
13/10/2022	S32 USD 0.14, 0.03 SPEC, 0.17 FRANKED, 30% CTR	0.00	0.00	259.56	259.56
06/04/2023	S32 USD 0.049, 0.049 FRANKED, 30% CTR	0.00	0.00	75.76	335.32
30/06/2023	Closing Balance	0.00	0.00	0.00	335.32
Investment Income / Dividends / Shares in Listed Companies / Steadfast Group Limited					
01/07/2022	Opening Balance	0.00	0.00	0.00	0.00
09/09/2022	SDF AUD 0.078 FRANKED, 30% CTR, DRP NIL DISC	0.00	0.00	111.43	111.43
22/03/2023	SDF AUD 0.06 FRANKED, 30% CTR, DRP	0.00	0.00	87.00	198.43
30/06/2023	Closing Balance	0.00	0.00	0.00	198.43
Investment Income / Dividends / Shares in Listed Companies / Suncorp Group Limited					
01/07/2022	Opening Balance	0.00	0.00	0.00	0.00
21/09/2022	SUN AUD 0.17 FRANKED, 30% CTR, DRP NIL DISC	0.00	0.00	1,048.17	1,048.17

Date	Description	Quantity	Debits	Credits	Balance
31/03/2023	SUN AUD 0.33 FRANKED, 30% CTR, DRP NIL DISC	0.00	0.00	2,066.27	3,114.44
30/06/2023	Closing Balance	0.00	0.00	0.00	3,114.44
Investment Income / Dividends / Shares in Listed Companies / Telstra Group Limited					
01/07/2022	Opening Balance	0.00	0.00	0.00	0.00
21/09/2022	TLS AUD 0.01 SPEC, 0.085 FRANKED, 30% CTR, DRP NIL DISC	0.00	0.00	404.71	404.71
31/03/2023	TLS AUD 0.085 FRANKED, 30% CTR, DRP NIL DISC	0.00	0.00	474.06	878.77
30/06/2023	Closing Balance	0.00	0.00	0.00	878.77
Investment Income / Dividends / Shares in Listed Companies / Treasury Wine Estates Limited					
01/07/2022	Opening Balance	0.00	0.00	0.00	0.00
30/09/2022	TWE AUD 0.16 FRANKED, 30% CTR, DRP NIL DISC	0.00	0.00	54.63	54.63
04/04/2023	TWE AUD 0.18 FRANKED, 30% CTR, DRP NIL DISC	0.00	0.00	61.46	116.09
30/06/2023	Closing Balance	0.00	0.00	0.00	116.09
Investment Income / Dividends / Shares in Listed Companies / Washington H Soul Pattinson & Company Limited					
01/07/2022	Opening Balance	0.00	0.00	0.00	0.00
12/12/2022	SOL AUD 0.15 SPEC, 0.58 FRANKED, 30% CTR	0.00	0.00	580.00	580.00
12/05/2023	SOL AUD 0.36 FRANKED, 30% CTR	0.00	0.00	565.71	1,145.71
30/06/2023	Closing Balance	0.00	0.00	0.00	1,145.71

Date	Description	Quantity	Debits	Credits	Balance
Investment Income / Dividends / Shares in Listed Companies / Wesfarmers Limited					
01/07/2022	Opening Balance	0.00	0.00	0.00	0.00
06/10/2022	WES AUD 1 FRANKED, 30% CTR, DRP NIL DISC	0.00	0.00	500.00	500.00
28/03/2023	WES AUD 0.88 FRANKED, 30% CTR, DRP NIL DISC	0.00	0.00	574.51	1,074.51
30/06/2023	Closing Balance	0.00	0.00	0.00	1,074.51
Investment Income / Dividends / Shares in Listed Companies / Westpac Banking Corporation					
01/07/2022	Opening Balance	0.00	0.00	0.00	0.00
20/12/2022	WBC AUD 0.64 FRANKED, 30% CTR, DRP NIL DISC	0.00	0.00	1,920.91	1,920.91
27/06/2023	WBC AUD 0.7 FRANKED, 30% CTR, DRP NIL DISC	0.00	0.00	2,157.00	4,077.91
30/06/2023	Closing Balance	0.00	0.00	0.00	4,077.91
Investment Income / Dividends / Shares in Listed Companies / Woodside Energy Group Limited					
01/07/2022	Opening Balance	0.00	0.00	0.00	0.00
06/10/2022	WDS USD 1.09, 1.09 FRANKED, 30% CTR, DRP NIL DISC	0.00	0.00	297.06	297.06
05/04/2023	WDS USD 1.44, 1.44 FRANKED, 30% CTR, DRP SUSP	0.00	0.00	418.57	715.63
30/06/2023	Closing Balance	0.00	0.00	0.00	715.63
Investment Income / Dividends / Shares in Listed Companies / Woolworths Group Limited					
01/07/2022	Opening Balance	0.00	0.00	0.00	0.00

Date	Description	Quantity	Debits	Credits	Balance
27/09/2022	WOW AUD 0.53 FRANKED, 30% CTR, DRP NIL DISC	0.00	0.00	163.54	163.54
13/04/2023	WOW AUD 0.46 FRANKED, 30% CTR, DRP NIL DISC	0.00	0.00	143.91	307.45
30/06/2023	Closing Balance	0.00	0.00	0.00	307.45
Investment Income / Dividends / Lendlease Group					
01/07/2022	Opening Balance	0.00	0.00	0.00	0.00
21/09/2022	LLC AUD 0.04278193 FRANKED, 30% CTR, 0.01426064 CFI	0.00	0.00	236.31	236.31
30/06/2023	Closing Balance	0.00	0.00	0.00	236.31
Investment Income / Foreign Income / Foreign Dividend / Shares in Listed Companies / Chorus Limited					
01/07/2022	Opening Balance	0.00	0.00	0.00	0.00
11/10/2022	CNU NZD 0.21, 15% WHT, DRP NIL DISC	0.00	0.00	337.18	337.18
11/04/2023	CNU NZD 0.17, 15% WHT, DRP SUSP	0.00	0.00	297.24	634.42
30/06/2023	Closing Balance	0.00	0.00	0.00	634.42
Investment Income / Foreign Income / Foreign Dividend / Shares in Listed Companies / Spark New Zealand Limited					
01/07/2022	Opening Balance	0.00	0.00	0.00	0.00
07/10/2022	SPK NZD 0.125, 0.02205882 SUP, 15% WHT, DRP SUSP	0.00	0.00	1,257.02	1,257.02
06/04/2023	SPK NZD 0.135, 0.02382353 SUP, 15% WHT, DRP SUSP	0.00	0.00	1,427.99	2,685.01
30/06/2023	Closing Balance	0.00	0.00	0.00	2,685.01
Investment Income / Foreign Income / Foreign Dividend / Shares in Listed Companies / Virgin Money Uk PLC					

Date	Description	Quantity	Debits	Credits	Balance
01/07/2022	Opening Balance	0.00	0.00	0.00	0.00
15/03/2023	VUK GBP 0.075	0.00	0.00	53.35	53.35
21/06/2023	VUK GBP 0.033	0.00	0.00	25.29	78.64
30/06/2023	Closing Balance	0.00	0.00	0.00	78.64
Investment Income / Interest / Cash At Bank / Expand Inv Cash					
01/07/2022	Opening Balance	0.00	0.00	0.00	0.00
01/08/2022	Interest	0.00	0.00	16.05	16.05
01/09/2022	Interest	0.00	0.00	24.31	40.36
01/10/2022	Interest	0.00	0.00	29.11	69.47
01/11/2022	Interest	0.00	0.00	34.32	103.79
01/12/2022	Interest	0.00	0.00	36.87	140.66
01/01/2023	Interest	0.00	0.00	40.92	181.58
01/02/2023	Interest	0.00	0.00	41.58	223.16
01/03/2023	Interest	0.00	0.00	19.31	242.47
01/04/2023	Interest	0.00	0.00	120.33	362.80
01/05/2023	Interest	0.00	0.00	107.34	470.14
24/05/2023	Interest	0.00	0.00	83.20	553.34
30/06/2023	Closing Balance	0.00	0.00	0.00	553.34
Investment Income / Interest / Cash At Bank / MBL Bank Account					
01/07/2022	Opening Balance	0.00	0.00	0.00	0.00

Date	Description	Quantity	Debits	Credits	Balance
29/07/2022	MACQUARIE CMA INTEREST PAID	0.00	0.00	14.54	14.54
31/08/2022	MACQUARIE CMA INTEREST PAID	0.00	0.00	11.32	25.86
30/09/2022	MACQUARIE CMA INTEREST PAID	0.00	0.00	10.56	36.42
31/10/2022	MACQUARIE CMA INTEREST PAID	0.00	0.00	19.35	55.77
30/11/2022	MACQUARIE CMA INTEREST PAID	0.00	0.00	25.55	81.32
30/12/2022	MACQUARIE CMA INTEREST PAID	0.00	0.00	45.67	126.99
31/01/2023	MACQUARIE CMA INTEREST PAID	0.00	0.00	33.65	160.64
28/02/2023	MACQUARIE CMA INTEREST PAID	0.00	0.00	13.83	174.47
31/03/2023	MACQUARIE CMA INTEREST PAID	0.00	0.00	54.85	229.32
28/04/2023	MACQUARIE CMA INTEREST PAID	0.00	0.00	33.91	263.23
31/05/2023	MACQUARIE CMA INTEREST PAID	0.00	0.00	64.46	327.69
30/06/2023	MACQUARIE CMA INTEREST PAID	0.00	0.00	131.54	459.23
30/06/2023	Closing Balance	0.00	0.00	0.00	459.23
Other Income / ATO Interest Payments					
01/07/2022	Opening Balance	0.00	0.00	0.00	0.00
19/07/2022	ATO ATO006000016435043	0.00	0.00	0.71	0.71
30/06/2023	Closing Balance	0.00	0.00	0.00	0.71
Other Expenses / Accountancy Fee					
01/07/2022	Opening Balance	0.00	0.00	0.00	0.00
30/06/2023	SMSF Statement	0.00	3,080.00	0.00	3,080.00

Date	Description	Quantity	Debits	Credits	Balance
30/06/2023	Closing Balance	0.00	0.00	0.00	3,080.00
Other Expenses / Fund Administration Fee					
01/07/2022	Opening Balance	0.00	0.00	0.00	0.00
05/07/2022	TRANSACT FUNDS TFR TO T WITRZENS JULIE T	0.00	999.00	0.00	999.00
03/01/2023	TRANSACT FUNDS TFR TO T WITRZENS JULIE T	0.00	999.00	0.00	1,998.00
27/01/2023	TRANSACT FUNDS TFR TO T WITRZENS JULIE T	0.00	999.00	0.00	2,997.00
24/05/2023	Management fee - Account keeping fee	0.00	161.76	0.00	3,158.76
24/05/2023	Management fee - Administration fee	0.00	211.86	0.00	3,370.62
30/06/2023	Closing Balance	0.00	0.00	0.00	3,370.62
Other Expenses / SMSF Supervisory Levy					
01/07/2022	Opening Balance	0.00	0.00	0.00	0.00
19/07/2022	ATO ATO006000016435043	0.00	259.00	0.00	259.00
30/06/2023	Closing Balance	0.00	0.00	0.00	259.00
Investment Losses / Realised Capital Losses / Managed Investments / Nikko AM New Asia Fund <T>					
01/07/2022	Opening Balance	0.00	0.00	0.00	0.00
05/05/2023	TGP0006AU Sale 23106.836700	0.00	24,591.89	0.00	24,591.89
05/05/2023	TGP0006AU Sale 259.1938	0.00	299.78	0.00	24,891.67
30/06/2023	Closing Balance	0.00	0.00	0.00	24,891.67

Date	Description	Quantity	Debits	Credits	Balance
Investment Losses / Realised Capital Losses / Shares in Listed Companies / Endeavour Group Limited					
01/07/2022	Opening Balance	0.00	0.00	0.00	0.00
31/05/2023	MOT CNT23508324 SELL 211 EDV	0.00	0.00	444.47	444.47
30/06/2023	Closing Balance	0.00	0.00	0.00	444.47
Investment Losses / Realised Capital Losses / Shares in Listed Companies / Insurance Australia Group Limited					
01/07/2022	Opening Balance	0.00	0.00	0.00	0.00
06/03/2023	MOT CNT23186109 SELL 6028 IAG	0.00	0.00	1,657.21	1,657.21
30/06/2023	Closing Balance	0.00	0.00	0.00	1,657.21
Investment Losses / Realised Capital Losses / Shares in Listed Companies / Telstra Group Limited					
01/07/2022	Opening Balance	0.00	0.00	0.00	0.00
02/03/2023	MOT CNT23186199 SELL 3904 TLS	0.00	0.00	980.96	980.96
29/05/2023	MOT CNT23508343 SELL 80 TLS	0.00	3.79	0.00	977.17
30/06/2023	Closing Balance	0.00	0.00	0.00	977.17
Investment Losses / Realised Capital Losses / Shares in Listed Companies / Unibail-Rodamco-Westfield					
01/07/2022	Opening Balance	0.00	0.00	0.00	0.00
31/05/2023	MOT CNT23508333 SELL 100 URW	0.00	1,346.34	0.00	1,346.34
30/06/2023	Closing Balance	0.00	0.00	0.00	1,346.34
Investment Losses / Realised Capital Losses / GPT Group					
01/07/2022	Opening Balance	0.00	0.00	0.00	0.00
06/01/2023	MOT CNT22980805 SELL 300 GPT	0.00	0.00	165.05	165.05

Date	Description	Quantity	Debits	Credits	Balance
30/06/2023	Closing Balance	0.00	0.00	0.00	165.05
Income Tax Expense / Income Tax Expense					
01/07/2022	Opening Balance	0.00	0.00	0.00	0.00
25/07/2022	Fund Income Tax	0.00	285.41	0.00	285.41
19/08/2022	Fund Income Tax	0.00	296.68	0.00	582.09
26/09/2022	Fund Income Tax	0.00	326.44	0.00	908.53
20/10/2022	Fund Income Tax	0.00	354.79	0.00	1,263.32
17/11/2022	Fund Income Tax	0.00	313.52	0.00	1,576.84
16/12/2022	Fund Income Tax	0.00	293.92	0.00	1,870.76
20/01/2023	Fund Income Tax	0.00	325.61	0.00	2,196.37
16/02/2023	Fund Income Tax	0.00	254.32	0.00	2,450.69
17/03/2023	Fund Income Tax	0.00	190.53	0.00	2,641.22
21/04/2023	Fund Income Tax	0.00	287.25	0.00	2,928.47
17/05/2023	Fund Income Tax	0.00	302.26	0.00	3,230.73
15/06/2023	Fund Income Tax	0.00	237.64	0.00	3,468.37
30/06/2023	Fund Income Tax	0.00	8,359.88	0.00	11,828.25
30/06/2023	Closing Balance	0.00	0.00	0.00	11,828.25
Investments - Nikko AM New Asia Fund <T>					
01/07/2022	Opening Balance	23,366.03	0.00	0.00	46,820.85
05/05/2023	TGP0006AU Sale 23106.836700	-23,106.84	0.00	25,325.09	21,495.76

Date	Description	Quantity	Debits	Credits	Balance
05/05/2023	TGP0006AU Sale 259.1938	-259.19	0.00	308.00	21,187.76
30/06/2023	Market Value Adjustment	0.00	0.00	21,187.76	0.00
30/06/2023	Closing Balance	0.00	0.00	0.00	0.00
Investments - AMP Limited					
01/07/2022	Opening Balance	1,682.00	0.00	0.00	1,606.31
03/04/2023	AMP AUD 0.005 FRANKED, 30% CTR, 0.02 CFI, DRP NIL DISC	43.00	42.05	0.00	1,648.36
30/06/2023	Market Value Adjustment	0.00	300.89	0.00	1,949.25
30/06/2023	Closing Balance	1,725.00	0.00	0.00	1,949.25
Investments - ANZ Group Holdings Limited					
01/07/2022	Opening Balance	2,104.00	0.00	0.00	46,351.12
01/07/2022	ANZ DRP residual	0.00	6.71	0.00	46,357.83
01/07/2022	Investment Income	60.00	1,514.88	0.00	47,872.71
27/07/2022	BPAY TO 2022 ANZ PAITREO	145.00	2,740.50	0.00	50,613.21
15/12/2022	ANZ AUD 0.74 FRANKED, 30% CTR, DRP NIL DISC, BSP	69.00	1,708.66	0.00	52,321.87
03/01/2023	ANZ Takeover/Merger	-2,249.00	0.00	43,375.69	8,946.18
03/01/2023	ANZDA TO ANZ	145.00	2,740.50	0.00	11,686.68
03/01/2023	ANZDA TO ANZ	2,104.00	40,635.19	0.00	52,321.87
30/06/2023	Market Value Adjustment	0.00	4,060.51	0.00	56,382.38
30/06/2023	Closing Balance	2,378.00	0.00	0.00	56,382.38

Date	Description	Quantity	Debits	Credits	Balance
Investments - ANZ Group Holdings Limited - Ordinary Fully Paid Deferred Settlement					
01/07/2022	Opening Balance	0.00	0.00	0.00	0.00
03/01/2023	ANZ Takeover/Merger	145.00	2,740.50	0.00	2,740.50
03/01/2023	ANZ Takeover/Merger	2,104.00	40,635.19	0.00	43,375.69
03/01/2023	ANZDA TO ANZ	-2,249.00	0.00	43,375.69	0.00
30/06/2023	Closing Balance	0.00	0.00	0.00	0.00
Investments - Ashley Services Group Limited					
01/07/2022	Opening Balance	0.00	0.00	0.00	0.00
14/07/2022	MOT CNT22351354 BUY 5000 ASH	5,000.00	3,594.95	0.00	3,594.95
30/06/2023	Market Value Adjustment	0.00	0.00	44.95	3,550.00
30/06/2023	Closing Balance	5,000.00	0.00	0.00	3,550.00
Investments - Australian Ethical Investment Limited					
01/07/2022	Opening Balance	0.00	0.00	0.00	0.00
14/07/2022	MOT CNT22351334 BUY 2000 AEF	2,000.00	10,262.06	0.00	10,262.06
30/06/2023	Market Value Adjustment	0.00	0.00	3,542.06	6,720.00
30/06/2023	Closing Balance	2,000.00	0.00	0.00	6,720.00
Investments - BHP Group Limited					
01/07/2022	Opening Balance	723.00	0.00	0.00	29,823.75
22/09/2022	BHP USD 1.75, 1.75 FRANKED, 30% CTR, DRP NIL DISC	48.00	1,844.98	0.00	31,668.73

Date	Description	Quantity	Debits	Credits	Balance
30/03/2023	BHP USD 0.9, 0.9 FRANKED, 30% CTR, DRP NIL DISC	23.00	1,051.36	0.00	32,720.09
30/06/2023	Market Value Adjustment	0.00	3,001.97	0.00	35,722.06
30/06/2023	Closing Balance	794.00	0.00	0.00	35,722.06
Investments - Bluescope Steel Limited					
01/07/2022	Opening Balance	1,208.00	0.00	0.00	19,207.20
30/06/2023	Market Value Adjustment	0.00	5,617.20	0.00	24,824.40
30/06/2023	Closing Balance	1,208.00	0.00	0.00	24,824.40
Investments - Centrex Limited					
01/07/2022	Opening Balance	0.00	0.00	0.00	0.00
31/01/2023	MOT CNT23052407 BUY 10000 CXM	10,000.00	1,519.95	0.00	1,519.95
16/05/2023	MOT CNT23448183 BUY 10000 CXM	10,000.00	1,519.95	0.00	3,039.90
30/06/2023	Market Value Adjustment	0.00	0.00	239.90	2,800.00
30/06/2023	Closing Balance	20,000.00	0.00	0.00	2,800.00
Investments - Chorus Limited					
01/07/2022	Opening Balance	1,813.00	0.00	0.00	11,639.46
11/10/2022	CNU NZD 0.21, 15% WHT, DRP NIL DISC	42.00	286.60	0.00	11,926.06
30/06/2023	Market Value Adjustment	0.00	2,450.19	0.00	14,376.25
30/06/2023	Closing Balance	1,855.00	0.00	0.00	14,376.25
Investments - Commonwealth Bank Of Australia					

Date	Description	Quantity	Debits	Credits	Balance
01/07/2022	Opening Balance	486.00	0.00	0.00	43,924.68
01/07/2022	CBA DRP residual	0.00	10.01	0.00	43,934.69
29/09/2022	CBA AUD 2.1 FRANKED, 30% CTR, DRP NIL DISC	10.00	1,020.60	0.00	44,955.29
30/03/2023	CBA AUD 2.1 FRANKED, 30% CTR, DRP NIL DISC	11.00	1,041.60	0.00	45,996.89
30/06/2023	Market Value Adjustment	0.00	4,840.00	0.00	50,836.89
30/06/2023	Closing Balance	507.00	0.00	0.00	50,836.89
Investments - CSL Limited					
01/07/2022	Opening Balance	114.00	0.00	0.00	30,672.84
30/06/2023	Market Value Adjustment	0.00	948.48	0.00	31,621.32
30/06/2023	Closing Balance	114.00	0.00	0.00	31,621.32
Investments - CSR Limited					
01/07/2022	Opening Balance	0.00	0.00	0.00	0.00
21/02/2023	MOT CNT23135650 BUY 1000 CSR	1,000.00	5,279.95	0.00	5,279.95
16/05/2023	MOT CNT23448362 BUY 1000 CSR	1,000.00	5,279.95	0.00	10,559.90
30/06/2023	Market Value Adjustment	0.00	0.00	179.90	10,380.00
30/06/2023	Closing Balance	2,000.00	0.00	0.00	10,380.00
Investments - Domino's Pizza Enterprises Limited					
01/07/2022	Opening Balance	0.00	0.00	0.00	0.00
14/07/2022	MOT CNT22351267 BUY 200 DMP	200.00	13,815.95	0.00	13,815.95

Date	Description	Quantity	Debits	Credits	Balance
30/12/2022	6454c	185.00	11,939.90	0.00	25,755.85
30/06/2023	Market Value Adjustment	0.00	0.00	7,880.30	17,875.55
30/06/2023	Closing Balance	385.00	0.00	0.00	17,875.55
Investments - Dreadnought Resources Limited					
01/07/2022	Opening Balance	0.00	0.00	0.00	0.00
31/01/2023	MOT CNT23052465 BUY 10000 DRE	10,000.00	999.95	0.00	999.95
30/06/2023	Market Value Adjustment	0.00	0.00	479.95	520.00
30/06/2023	Closing Balance	10,000.00	0.00	0.00	520.00
Investments - Endeavour Group Limited					
01/07/2022	Opening Balance	211.00	0.00	0.00	1,597.27
31/05/2023	MOT CNT23508324 SELL 211 EDV	-211.00	0.00	858.55	738.72
30/06/2023	Market Value Adjustment	0.00	0.00	738.72	0.00
30/06/2023	Closing Balance	0.00	0.00	0.00	0.00
Investments - Finbar Group Limited					
01/07/2022	Opening Balance	0.00	0.00	0.00	0.00
29/06/2023	MOT CNT23626103 BUY 10000 FRI	10,000.00	6,669.94	0.00	6,669.94
30/06/2023	Market Value Adjustment	0.00	0.00	69.94	6,600.00
30/06/2023	Closing Balance	10,000.00	0.00	0.00	6,600.00
Investments - Insurance Australia Group Limited					
01/07/2022	Opening Balance	5,717.00	0.00	0.00	24,926.12

Date	Description	Quantity	Debits	Credits	Balance
22/09/2022	IAG AUD 0.035 FRANKED, 30% CTR, 0.015 CFI, DRP	61.00	232.80	0.00	25,158.92
05/01/2023	MOT CNT22977871 BUY 250 IAG	250.00	1,207.45	0.00	26,366.37
06/03/2023	MOT CNT23186109 SELL 6028 IAG	-6,028.00	0.00	26,158.73	207.64
30/06/2023	Market Value Adjustment	0.00	0.00	207.64	0.00
30/06/2023	Closing Balance	0.00	0.00	0.00	0.00
Investments - Johns Lyng Group Limited					
01/07/2022	Opening Balance	0.00	0.00	0.00	0.00
20/07/2022	MOT CNT22366445 BUY 1000 JLG	1,000.00	7,086.74	0.00	7,086.74
30/06/2023	Market Value Adjustment	0.00	0.00	1,766.74	5,320.00
30/06/2023	Closing Balance	1,000.00	0.00	0.00	5,320.00
Investments - Liantown Resources Limited					
01/07/2022	Opening Balance	0.00	0.00	0.00	0.00
06/01/2023	MOT CNT22982495 BUY 1000 LTR	1,000.00	1,269.95	0.00	1,269.95
30/06/2023	Market Value Adjustment	0.00	1,560.05	0.00	2,830.00
30/06/2023	Closing Balance	1,000.00	0.00	0.00	2,830.00
Investments - Lynas Rare Earths Limited					
01/07/2022	Opening Balance	500.00	0.00	0.00	4,365.00
31/01/2023	MOT CNT23052622 BUY 100 LYC	100.00	927.95	0.00	5,292.95
21/02/2023	MOT CNT23135875 BUY 200 LYC	200.00	1,681.95	0.00	6,974.90

Date	Description	Quantity	Debits	Credits	Balance
30/06/2023	Market Value Adjustment	0.00	0.00	1,494.90	5,480.00
30/06/2023	Closing Balance	800.00	0.00	0.00	5,480.00
Investments - Macquarie Group Limited					
01/07/2022	Opening Balance	878.00	0.00	0.00	144,439.78
01/07/2022	MQG DRP residual	0.00	158.03	0.00	144,597.81
04/07/2022	Investment Income	18.00	3,073.00	0.00	147,670.81
13/12/2022	MQG AUD 1.2 FRANKED, 30% CTR, 1.8 CFI, DRP NIL DISC	15.00	2,688.00	0.00	150,358.81
31/01/2023	MOT CNT23052578 BUY 50 MQG	50.00	9,307.95	0.00	159,666.76
21/03/2023	MOT CNT23246278 BUY 100 MQG	100.00	17,522.31	0.00	177,189.07
30/06/2023	Market Value Adjustment	0.00	11,265.75	0.00	188,454.82
30/06/2023	Closing Balance	1,061.00	0.00	0.00	188,454.82
Investments - National Australia Bank Limited					
01/07/2022	Opening Balance	2,978.00	0.00	0.00	81,567.42
01/07/2022	NAB DRP residual	0.00	20.50	0.00	81,587.92
05/07/2022	Investment Income	69.00	2,173.94	0.00	83,761.86
14/12/2022	NAB AUD 0.78 FRANKED, 30% CTR, DRP NIL DISC, BSP	76.00	2,376.66	0.00	86,138.52
30/06/2023	Market Value Adjustment	0.00	0.00	3,785.01	82,353.51
30/06/2023	Closing Balance	3,123.00	0.00	0.00	82,353.51
Investments - Origin Energy Limited					

Date	Description	Quantity	Debits	Credits	Balance
01/07/2022	Opening Balance	530.00	0.00	0.00	3,036.90
30/06/2023	Market Value Adjustment	0.00	1,420.40	0.00	4,457.30
30/06/2023	Closing Balance	530.00	0.00	0.00	4,457.30
Investments - Probiotec Limited					
01/07/2022	Opening Balance	0.00	0.00	0.00	0.00
14/03/2023	MOT CNT23217649 BUY 2000 PBP	2,000.00	4,899.95	0.00	4,899.95
30/06/2023	Market Value Adjustment	0.00	700.05	0.00	5,600.00
30/06/2023	Closing Balance	2,000.00	0.00	0.00	5,600.00
Investments - Rio Tinto Limited					
01/07/2022	Opening Balance	436.00	0.00	0.00	44,777.20
01/07/2022	RIO DRP residual	0.00	27.92	0.00	44,805.12
22/09/2022	RIO AUD 3.837 FRANKED, 30% CTR, DRP NIL DISC	18.00	1,672.93	0.00	46,478.05
20/04/2023	RIO AUD 3.2649 FRANKED, 30% CTR, DRP NIL DISC	13.00	1,482.26	0.00	47,960.31
30/06/2023	Market Value Adjustment	0.00	5,599.92	0.00	53,560.23
30/06/2023	Closing Balance	467.00	0.00	0.00	53,560.23
Investments - South32 Limited					
01/07/2022	Opening Balance	723.00	0.00	0.00	2,848.62
30/06/2023	Market Value Adjustment	0.00	0.00	130.14	2,718.48
30/06/2023	Closing Balance	723.00	0.00	0.00	2,718.48

Date	Description	Quantity	Debits	Credits	Balance
Investments - Spark New Zealand Limited					
01/07/2022	Opening Balance	9,699.00	0.00	0.00	41,996.67
30/06/2023	Market Value Adjustment	0.00	3,297.66	0.00	45,294.33
30/06/2023	Closing Balance	9,699.00	0.00	0.00	45,294.33
Investments - Steadfast Group Limited					
01/07/2022	Opening Balance	1,000.00	0.00	0.00	5,020.00
09/09/2022	SDF AUD 0.078 FRANKED, 30% CTR, DRP NIL DISC	15.00	78.00	0.00	5,098.00
22/03/2023	SDF AUD 0.06 FRANKED, 30% CTR, DRP	10.00	60.90	0.00	5,158.90
30/06/2023	Market Value Adjustment	0.00	991.10	0.00	6,150.00
30/06/2023	Closing Balance	1,025.00	0.00	0.00	6,150.00
Investments - Suncorp Group Limited					
01/07/2022	Opening Balance	4,316.00	0.00	0.00	47,389.68
01/07/2022	SUN DRP residual	0.00	2.12	0.00	47,391.80
21/09/2022	SUN AUD 0.17 FRANKED, 30% CTR, DRP NIL DISC	67.00	733.72	0.00	48,125.52
31/03/2023	SUN AUD 0.33 FRANKED, 30% CTR, DRP NIL DISC	113.00	1,446.39	0.00	49,571.91
30/06/2023	Market Value Adjustment	0.00	11,079.13	0.00	60,651.04
30/06/2023	Closing Balance	4,496.00	0.00	0.00	60,651.04
Investments - Telstra Group Limited					

Date	Description	Quantity	Debits	Credits	Balance
01/07/2022	Opening Balance	3,333.00	0.00	0.00	12,832.05
21/09/2022	TLS AUD 0.01 SPEC, 0.085 FRANKED, 30% CTR, DRP NIL DISC	71.00	283.30	0.00	13,115.35
31/10/2022	TLS Takeover/Merger	-3,404.00	0.00	12,795.34	320.01
01/11/2022	TLSDA to TLS	71.00	283.30	0.00	603.31
01/11/2022	TLSDA to TLS	3,333.00	12,512.04	0.00	13,115.35
05/01/2023	MOT CNT22977830 BUY 500 TLS	500.00	2,014.95	0.00	15,130.30
02/03/2023	MOT CNT23186199 SELL 3904 TLS	-3,904.00	0.00	14,810.29	320.01
31/03/2023	TLS AUD 0.085 FRANKED, 30% CTR, DRP NIL DISC	80.00	331.84	0.00	651.85
29/05/2023	MOT CNT23508343 SELL 80 TLS	-80.00	0.00	331.84	320.01
30/06/2023	Market Value Adjustment	0.00	0.00	320.01	0.00
30/06/2023	Closing Balance	0.00	0.00	0.00	0.00
Investments - Telstra Group Limited - Ordinary Fully Paid Deferred Settlement					
01/07/2022	Opening Balance	0.00	0.00	0.00	0.00
31/10/2022	TLS Takeover/Merger	71.00	283.30	0.00	283.30
31/10/2022	TLS Takeover/Merger	3,333.00	12,512.04	0.00	12,795.34
01/11/2022	TLSDA to TLS	-3,404.00	0.00	12,795.34	0.00
30/06/2023	Closing Balance	0.00	0.00	0.00	0.00
Investments - The Lottery Corporation Limited					
01/07/2022	Opening Balance	0.00	0.00	0.00	0.00

Date	Description	Quantity	Debits	Credits	Balance
14/03/2023	MOT CNT23217674 BUY 1000 TLC	1,000.00	5,249.95	0.00	5,249.95
30/06/2023	Market Value Adjustment	0.00	0.00	119.95	5,130.00
30/06/2023	Closing Balance	1,000.00	0.00	0.00	5,130.00
Investments - Treasury Wine Estates Limited					
01/07/2022	Opening Balance	239.00	0.00	0.00	2,712.65
30/06/2023	Market Value Adjustment	0.00	0.00	28.68	2,683.97
30/06/2023	Closing Balance	239.00	0.00	0.00	2,683.97
Investments - Unibail-Rodamco-Westfield					
01/07/2022	Opening Balance	100.00	0.00	0.00	376.00
31/05/2023	MOT CNT23508333 SELL 100 URW	-100.00	0.00	1,681.39	1,305.39
30/06/2023	Market Value Adjustment	0.00	1,305.39	0.00	0.00
30/06/2023	Closing Balance	0.00	0.00	0.00	0.00
Investments - Virgin Money Uk PLC					
01/07/2022	Opening Balance	409.00	0.00	0.00	903.89
30/06/2023	Market Value Adjustment	0.00	261.76	0.00	1,165.65
30/06/2023	Closing Balance	409.00	0.00	0.00	1,165.65
Investments - Washington H Soul Pattinson & Company Limited					
01/07/2022	Opening Balance	0.00	0.00	0.00	0.00
14/07/2022	MOT CNT22351310 BUY 500 SOL	500.00	12,022.66	0.00	12,022.66
17/08/2022	MOT CNT22468234 BUY 200 SOL	200.00	5,144.93	0.00	17,167.59

Date	Description	Quantity	Debits	Credits	Balance
05/01/2023	MOT CNT22977842 BUY 200 SOL	200.00	5,517.95	0.00	22,685.54
21/03/2023	MOT CNT23245883 BUY 200 SOL	200.00	5,641.11	0.00	28,326.65
30/06/2023	Market Value Adjustment	0.00	6,631.35	0.00	34,958.00
30/06/2023	Closing Balance	1,100.00	0.00	0.00	34,958.00
Investments - Wesfarmers Limited					
01/07/2022	Opening Balance	0.00	0.00	0.00	0.00
14/07/2022	MOT CNT22351316 BUY 250 WES	250.00	11,224.95	0.00	11,224.95
17/08/2022	MOT CNT22468216 BUY 100 WES	100.00	4,770.95	0.00	15,995.90
06/10/2022	WES AUD 1 FRANKED, 30% CTR, DRP NIL DISC	7.00	350.00	0.00	16,345.90
06/01/2023	MOT CNT22982564 BUY 100 WES	100.00	4,661.95	0.00	21,007.85
21/03/2023	MOT CNT23245674 BUY 100 WES	100.00	4,912.94	0.00	25,920.79
28/03/2023	WES AUD 0.88 FRANKED, 30% CTR, DRP NIL DISC	8.00	402.16	0.00	26,322.95
30/06/2023	Market Value Adjustment	0.00	1,554.15	0.00	27,877.10
30/06/2023	Closing Balance	565.00	0.00	0.00	27,877.10
Investments - Westpac Banking Corporation					
01/07/2022	Opening Balance	2,101.00	0.00	0.00	40,969.50
20/12/2022	WBC AUD 0.64 FRANKED, 30% CTR, DRP NIL DISC	56.00	1,344.64	0.00	42,314.14
27/06/2023	WBC AUD 0.7 FRANKED, 30% CTR, DRP NIL DISC	72.00	1,509.90	0.00	43,824.04

Date	Description	Quantity	Debits	Credits	Balance
30/06/2023	Market Value Adjustment	0.00	3,742.82	0.00	47,566.86
30/06/2023	Closing Balance	2,229.00	0.00	0.00	47,566.86
Investments - Woodside Energy Group Limited					
01/07/2022	Opening Balance	130.00	0.00	0.00	4,139.20
06/10/2022	WDS USD 1.09, 1.09 FRANKED, 30% CTR, DRP NIL DISC	6.00	207.94	0.00	4,347.14
30/06/2023	Market Value Adjustment	0.00	336.70	0.00	4,683.84
30/06/2023	Closing Balance	136.00	0.00	0.00	4,683.84
Investments - Woolworths Group Limited					
01/07/2022	Opening Balance	216.00	0.00	0.00	7,689.60
01/07/2022	WOW	0.00	6.73	0.00	7,696.33
27/09/2022	WOW AUD 0.53 FRANKED, 30% CTR, DRP NIL DISC	3.00	114.48	0.00	7,810.81
13/04/2023	WOW AUD 0.46 FRANKED, 30% CTR, DRP NIL DISC	3.00	100.74	0.00	7,911.55
30/06/2023	Market Value Adjustment	0.00	908.51	0.00	8,820.06
30/06/2023	Closing Balance	222.00	0.00	0.00	8,820.06
Investments - XRF Scientific Limited					
01/07/2022	Opening Balance	0.00	0.00	0.00	0.00
27/01/2023	MOT CNT23052498 BUY 1500 XRF	1,500.00	1,294.95	0.00	1,294.95
30/06/2023	Market Value Adjustment	0.00	460.05	0.00	1,755.00
30/06/2023	Closing Balance	1,500.00	0.00	0.00	1,755.00

Date	Description	Quantity	Debits	Credits	Balance
Investments - Goodman Group					
01/07/2022	Opening Balance	330.00	0.00	0.00	5,887.20
16/02/2023	MOT CNT23118378 BUY 200 GMG	200.00	4,017.95	0.00	9,905.15
30/06/2023	Market Value Adjustment	0.00	731.95	0.00	10,637.10
30/06/2023	Closing Balance	530.00	0.00	0.00	10,637.10
Investments - GPT Group					
01/07/2022	Opening Balance	300.00	0.00	0.00	1,266.00
06/01/2023	MOT CNT22980805 SELL 300 GPT	-300.00	0.00	1,090.00	176.00
30/06/2023	Market Value Adjustment	0.00	0.00	176.00	0.00
30/06/2023	Closing Balance	0.00	0.00	0.00	0.00
Investments - Lendlease Group					
01/07/2022	Opening Balance	3,135.00	0.00	0.00	28,559.85
21/09/2022	LLC Transfer In	34.00	344.85	0.00	28,904.70
08/03/2023	LLC AUD DRP NIL DISC	21.00	155.28	0.00	29,059.98
30/06/2023	Market Value Adjustment	0.00	0.00	4,337.48	24,722.50
30/06/2023	Closing Balance	3,190.00	0.00	0.00	24,722.50
Investments - Scentre Group					
01/07/2022	Opening Balance	374.00	0.00	0.00	968.66
30/06/2023	Market Value Adjustment	0.00	22.44	0.00	991.10
30/06/2023	Closing Balance	374.00	0.00	0.00	991.10

Date	Description	Quantity	Debits	Credits	Balance
Investments - Betashares Nasdaq 100 ETF					
01/07/2022	Opening Balance	0.00	0.00	0.00	0.00
14/07/2022	MOT CNT22351294 BUY 400 NDQ	400.00	10,859.95	0.00	10,859.95
17/08/2022	MOT CNT22468251 BUY 100 NDQ	100.00	2,960.95	0.00	13,820.90
18/01/2023	Capital Call	0.00	15.51	0.00	13,836.41
30/06/2023	Market Value Adjustment	0.00	3,688.59	0.00	17,525.00
30/06/2023	Closing Balance	500.00	0.00	0.00	17,525.00
Cash At Bank - Expand Inv Cash					
01/07/2022	Opening Balance	0.00	0.00	0.00	12,991.86
01/07/2022	Income	0.00	2,784.03	0.00	15,775.89
01/08/2022	Interest	0.00	16.05	0.00	15,791.94
01/09/2022	Interest	0.00	24.31	0.00	15,816.25
01/10/2022	Interest	0.00	29.11	0.00	15,845.36
27/10/2022	TGP0006AU Dist	0.00	58.06	0.00	15,903.42
01/11/2022	Interest	0.00	34.32	0.00	15,937.74
01/12/2022	Interest	0.00	36.87	0.00	15,974.61
01/01/2023	Interest	0.00	40.92	0.00	16,015.53
01/02/2023	Interest	0.00	41.58	0.00	16,057.11
10/02/2023	Withdrawal	0.00	0.00	12,000.00	4,057.11
01/03/2023	Interest	0.00	19.31	0.00	4,076.42

Date	Description	Quantity	Debits	Credits	Balance
03/03/2023	TGP0006AU Dist	0.00	40,904.30	0.00	44,980.72
10/03/2023	Withdrawal	0.00	0.00	2,651.78	42,328.94
01/04/2023	Interest	0.00	120.33	0.00	42,449.27
01/05/2023	Interest	0.00	107.34	0.00	42,556.61
05/05/2023	TGP0006AU Sale 23106.836700	0.00	733.20	0.00	43,289.81
05/05/2023	TGP0006AU Sale 259.1938	0.00	8.22	0.00	43,298.03
24/05/2023	Interest	0.00	83.20	0.00	43,381.23
24/05/2023	Management fee - Account keeping fee	0.00	0.00	161.76	43,219.47
24/05/2023	Management fee - Administration fee	0.00	0.00	211.86	43,007.61
24/05/2023	Withdrawal	0.00	0.00	43,007.61	0.00
30/06/2023	Closing Balance	0.00	0.00	0.00	0.00
Cash At Bank - MBL Bank Account					
01/07/2022	Opening Balance	0.00	0.00	0.00	94,556.28
05/07/2022	TRANSACT FUNDS TFR TO T WITRZENS JULIE T	0.00	0.00	999.00	93,557.28
14/07/2022	MOT CNT22351267 BUY 200 DMP	0.00	0.00	13,815.95	79,741.33
14/07/2022	MOT CNT22351294 BUY 400 NDQ	0.00	0.00	10,859.95	68,881.38
14/07/2022	MOT CNT22351310 BUY 500 SOL	0.00	0.00	12,022.66	56,858.72
14/07/2022	MOT CNT22351316 BUY 250 WES	0.00	0.00	11,224.95	45,633.77
14/07/2022	MOT CNT22351334 BUY 2000 AEF	0.00	0.00	10,262.06	35,371.71

Date	Description	Quantity	Debits	Credits	Balance
14/07/2022	MOT CNT22351354 BUY 5000 ASH	0.00	0.00	3,594.95	31,776.76
19/07/2022	ATO ATO006000016435043	0.00	1,095.93	0.00	32,872.69
20/07/2022	MOT CNT22366445 BUY 1000 JLG	0.00	0.00	7,086.74	25,785.95
25/07/2022	SuperChoice P/L PC190722-189943455	0.00	1,902.73	0.00	27,688.68
27/07/2022	BPAY TO 2022 ANZ PAITREO	0.00	0.00	2,740.50	24,948.18
29/07/2022	MACQUARIE CMA INTEREST PAID	0.00	14.54	0.00	24,962.72
15/08/2022	TRANSACT FUNDS TFR TO AUSTRALIAN UNITY T	0.00	0.00	2,970.00	21,992.72
17/08/2022	MOT CNT22468216 BUY 100 WES	0.00	0.00	4,770.95	17,221.77
17/08/2022	MOT CNT22468234 BUY 200 SOL	0.00	0.00	5,144.93	12,076.84
17/08/2022	MOT CNT22468251 BUY 100 NDQ	0.00	0.00	2,960.95	9,115.89
19/08/2022	SuperChoice P/L PC150822-174751162	0.00	1,977.90	0.00	11,093.79
25/08/2022	GOODMAN GROUP AUG22/00813036	0.00	49.50	0.00	11,143.29
31/08/2022	GPT DST 001281110006	0.00	38.10	0.00	11,181.39
31/08/2022	MACQUARIE CMA INTEREST PAID	0.00	11.32	0.00	11,192.71
31/08/2022	SCG DISTRIBUTION AUG22/00841665	0.00	28.04	0.00	11,220.75
15/09/2022	AEF FNL DIV 001282716502	0.00	60.00	0.00	11,280.75
15/09/2022	DMP FNL DIV 001282493966	0.00	136.20	0.00	11,416.95
16/09/2022	ASH DIV 001282573176	0.00	150.00	0.00	11,566.95
16/09/2022	EDV DIV 001282852791	0.00	16.25	0.00	11,583.20

Date	Description	Quantity	Debits	Credits	Balance
19/09/2022	JLG FNL DIV 001283212596	0.00	30.00	0.00	11,613.20
21/09/2022	IAG DIVIDEND PYT FIN22/00931630	0.00	53.05	0.00	11,666.25
26/09/2022	SuperChoice P/L PC190922-150952708	0.00	2,176.28	0.00	13,842.53
30/09/2022	MACQUARIE CMA INTEREST PAID	0.00	10.56	0.00	13,853.09
30/09/2022	Origin Energy S00044610621	0.00	87.45	0.00	13,940.54
30/09/2022	TREASURY WINES FIN22/00841334	0.00	38.24	0.00	13,978.78
05/10/2022	CSL LTD DIVIDEND AUF22/00974886	0.00	200.45	0.00	14,179.23
07/10/2022	Origin Energy S00044610621	0.00	1.38	0.00	14,180.61
07/10/2022	SPARK NEW ZEALAN 001284835741	0.00	1,068.47	0.00	15,249.08
12/10/2022	BSL FNL DIV 001284671748	0.00	302.00	0.00	15,551.08
13/10/2022	SOUTH32 DIVIDEND RAU22/00966491	0.00	181.69	0.00	15,732.77
20/10/2022	SuperChoice P/L PC131022-124422888	0.00	2,365.28	0.00	18,098.05
31/10/2022	MACQUARIE CMA INTEREST PAID	0.00	19.35	0.00	18,117.40
17/11/2022	SuperChoice P/L PC101122-108009245	0.00	2,090.12	0.00	20,207.52
30/11/2022	MACQUARIE CMA INTEREST PAID	0.00	25.55	0.00	20,233.07
12/12/2022	SOL DIV PAYMENT DEC22/00821856	0.00	406.00	0.00	20,639.07
13/12/2022	CIM REPLACEMENT DIS22/90108361	0.00	20,394.00	0.00	41,033.07
16/12/2022	SuperChoice P/L PC121222-192468507	0.00	1,959.49	0.00	42,992.56
22/12/2022	BPAY TO DOMINO PIZZA ENTERPR	0.00	0.00	15,000.00	27,992.56
23/12/2022	ONEMARKET LTD AUD22/00819422	0.00	0.75	0.00	27,993.31

Date	Description	Quantity	Debits	Credits	Balance
30/12/2022	DMP SPP REF 001287886729	0.00	3,060.10	0.00	31,053.41
30/12/2022	MACQUARIE CMA INTEREST PAID	0.00	45.67	0.00	31,099.08
03/01/2023	TRANSACT FUNDS TFR TO T WITZENS JULIE T	0.00	0.00	999.00	30,100.08
05/01/2023	MOT CNT22977830 BUY 500 TLS	0.00	0.00	2,014.95	28,085.13
05/01/2023	MOT CNT22977842 BUY 200 SOL	0.00	0.00	5,517.95	22,567.18
05/01/2023	MOT CNT22977871 BUY 250 IAG	0.00	0.00	1,207.45	21,359.73
06/01/2023	MOT CNT22980805 SELL 300 GPT	0.00	1,255.05	0.00	22,614.78
06/01/2023	MOT CNT22982495 BUY 1000 LTR	0.00	0.00	1,269.95	21,344.83
06/01/2023	MOT CNT22982564 BUY 100 WES	0.00	0.00	4,661.95	16,682.88
20/01/2023	SuperChoice P/L PC130123-196162969	0.00	2,170.72	0.00	18,853.60
27/01/2023	TRANSACT FUNDS TFR TO T WITZENS JULIE T	0.00	0.00	999.00	17,854.60
31/01/2023	MACQUARIE CMA INTEREST PAID	0.00	33.65	0.00	17,888.25
31/01/2023	MOT CNT23052407 BUY 10000 CXM	0.00	0.00	1,519.95	16,368.30
31/01/2023	MOT CNT23052465 BUY 10000 DRE	0.00	0.00	999.95	15,368.35
31/01/2023	MOT CNT23052498 BUY 1500 XRF	0.00	0.00	1,294.95	14,073.40
31/01/2023	MOT CNT23052578 BUY 50 MQG	0.00	0.00	9,307.95	4,765.45
31/01/2023	MOT CNT23052622 BUY 100 LYC	0.00	0.00	927.95	3,837.50
10/02/2023	IDPS 16608940 000000001	0.00	12,000.00	0.00	15,837.50
16/02/2023	MOT CNT23118378 BUY 200 GMG	0.00	0.00	4,017.95	11,819.55

Date	Description	Quantity	Debits	Credits	Balance
16/02/2023	SuperChoice P/L PC100223-165773810	0.00	1,695.44	0.00	13,514.99
21/02/2023	MOT CNT23135650 BUY 1000 CSR	0.00	0.00	5,279.95	8,235.04
21/02/2023	MOT CNT23135875 BUY 200 LYC	0.00	0.00	1,681.95	6,553.09
24/02/2023	GOODMAN GROUP FEB23/00813521	0.00	49.50	0.00	6,602.59
28/02/2023	GPT DST 001289580011	0.00	36.90	0.00	6,639.49
28/02/2023	MACQUARIE CMA INTEREST PAID	0.00	13.83	0.00	6,653.32
28/02/2023	SCG DISTRIBUTION 23FEB/00840197	0.00	30.84	0.00	6,684.16
06/03/2023	MOT CNT23186109 SELL 6028 IAG	0.00	27,815.94	0.00	34,500.10
06/03/2023	MOT CNT23186199 SELL 3904 TLS	0.00	15,791.25	0.00	50,291.35
10/03/2023	IDPS 16608940 000000002	0.00	2,651.78	0.00	52,943.13
14/03/2023	JLG DIV 001291652315	0.00	45.00	0.00	52,988.13
14/03/2023	MOT CNT23217649 BUY 2000 PBP	0.00	0.00	4,899.95	48,088.18
14/03/2023	MOT CNT23217674 BUY 1000 TLC	0.00	0.00	5,249.95	42,838.23
15/03/2023	VUK DIVIDEND MAR23/00879567	0.00	53.35	0.00	42,891.58
16/03/2023	AEF DIV 001293373571	0.00	40.00	0.00	42,931.58
16/03/2023	DMP ITM DIV 001292129805	0.00	259.49	0.00	43,191.07
17/03/2023	ASH DIV 001293371084	0.00	150.00	0.00	43,341.07
17/03/2023	SuperChoice P/L PC100323-154913689	0.00	1,270.19	0.00	44,611.26
20/03/2023	EDV DIV 001290734651	0.00	30.17	0.00	44,641.43
21/03/2023	MOT CNT23245674 BUY 100 WES	0.00	0.00	4,912.94	39,728.49

Date	Description	Quantity	Debits	Credits	Balance
21/03/2023	MOT CNT23245883 BUY 200 SOL	0.00	0.00	5,641.11	34,087.38
21/03/2023	MOT CNT23246278 BUY 100 MQG	0.00	0.00	17,522.31	16,565.07
23/03/2023	IAG DIVIDEND PYT INT23/00986649	0.00	50.26	0.00	16,615.33
23/03/2023	IAG DIVIDEND PYT INT23/01367628	0.00	361.68	0.00	16,977.01
24/03/2023	Origin Energy S00044610621	0.00	87.45	0.00	17,064.46
28/03/2023	BSL ITM DIV 001293685210	0.00	302.00	0.00	17,366.46
31/03/2023	MACQUARIE CMA INTEREST PAID	0.00	54.85	0.00	17,421.31
04/04/2023	TREASURY WINES INT23/00840776	0.00	43.02	0.00	17,464.33
05/04/2023	CSL LTD DIVIDEND 23AUD/00872890	0.00	184.85	0.00	17,649.18
05/04/2023	WOODSIDE FIN22/00818604	0.00	293.00	0.00	17,942.18
05/04/2023	WOODSIDE RES23/00128891	0.00	15.70	0.00	17,957.88
06/04/2023	SOUTH32 DIVIDEND AI013/00963912	0.00	53.03	0.00	18,010.91
06/04/2023	SPARK NEW ZEALAN 001295071355	0.00	1,213.79	0.00	19,224.70
11/04/2023	CHORUS LIMITED 82208/1550	0.00	253.09	0.00	19,477.79
21/04/2023	SuperChoice P/L PC140423-160272074	0.00	1,915.02	0.00	21,392.81
28/04/2023	MACQUARIE CMA INTEREST PAID	0.00	33.91	0.00	21,426.72
12/05/2023	SOL DIV PAYMENT MAY23/00821285	0.00	396.00	0.00	21,822.72
16/05/2023	MOT CNT23448183 BUY 10000 CXM	0.00	0.00	1,519.95	20,302.77
16/05/2023	MOT CNT23448362 BUY 1000 CSR	0.00	0.00	5,279.95	15,022.82
16/05/2023	ONEMARKET LTD AUM23/00819402	0.00	0.35	0.00	15,023.17

Date	Description	Quantity	Debits	Credits	Balance
17/05/2023	SuperChoice P/L PC100523-112161304	0.00	2,015.07	0.00	17,038.24
24/05/2023	IDPS 16608940 000000003	0.00	43,007.61	0.00	60,045.85
31/05/2023	MACQUARIE CMA INTEREST PAID	0.00	64.46	0.00	60,110.31
31/05/2023	MOT CNT23508324 SELL 211 EDV	0.00	1,303.02	0.00	61,413.33
31/05/2023	MOT CNT23508333 SELL 100 URW	0.00	335.05	0.00	61,748.38
31/05/2023	MOT CNT23508343 SELL 80 TLS	0.00	328.05	0.00	62,076.43
15/06/2023	SuperChoice P/L PC080623-183198939	0.00	1,584.27	0.00	63,660.70
21/06/2023	VUK DIVIDEND JUN23/00878239	0.00	25.29	0.00	63,685.99
29/06/2023	MOT CNT23626103 BUY 10000 FRI	0.00	0.00	6,669.94	57,016.05
30/06/2023	MACQUARIE CMA INTEREST PAID	0.00	131.54	0.00	57,147.59
30/06/2023	SMSF Statement	0.00	0.00	3,080.00	54,067.59
30/06/2023	Closing Balance	0.00	0.00	0.00	54,067.59
Other Assets - Sundry Assets / Reinvestment residual Account					
01/07/2022	Opening Balance	0.00	0.00	0.00	300.46
01/07/2022	ANZ DRP residual	0.00	0.00	6.71	293.75
01/07/2022	CBA DRP residual	0.00	0.00	10.01	283.74
01/07/2022	MQG DRP residual	0.00	0.00	158.03	125.71
01/07/2022	NAB DRP residual	0.00	0.00	20.50	105.21
01/07/2022	RIO DRP residual	0.00	0.00	27.92	77.29
01/07/2022	SUN DRP residual	0.00	0.00	2.12	75.17

Date	Description	Quantity	Debits	Credits	Balance
01/07/2022	WOW	0.00	0.00	6.73	68.44
07/10/2022	ORG DRP residual cash balance payment	0.00	0.00	1.38	67.06
23/12/2022	ONEMARKET LTD AUD22/00819422	0.00	0.00	0.75	66.31
23/03/2023	IAG	0.00	0.00	50.26	16.05
05/04/2023	WOODSIDE RES23/00128891	0.00	0.00	15.70	0.35
16/05/2023	ONEMARKET LTD AUM23/00819402	0.00	0.00	0.35	0.00
30/06/2023	Closing Balance	0.00	0.00	0.00	0.00
Other Assets - Unsettled Trades / Acquisitions / Shares in Listed Companies / AMP Limited					
01/07/2022	Opening Balance	0.00	0.00	0.00	0.00
03/04/2023	AMP AUD 0.005 FRANKED, 30% CTR, 0.02 CFI, DRP NIL DISC	0.00	0.00	42.05	42.05
03/04/2023	AMP AUD 0.005 FRANKED, 30% CTR, 0.02 CFI, DRP NIL DISC	0.00	42.05	0.00	0.00
30/06/2023	Closing Balance	0.00	0.00	0.00	0.00
Other Assets - Unsettled Trades / Acquisitions / Shares in Listed Companies / ANZ Group Holdings Limited					
01/07/2022	Opening Balance	0.00	0.00	0.00	0.00
01/07/2022	ANZ DRP residual	0.00	0.00	6.71	6.71
01/07/2022	ANZ DRP residual	0.00	6.71	0.00	0.00
01/07/2022	Investment Income	0.00	0.00	1,514.88	1,514.88
01/07/2022	Investment Income	0.00	1,514.88	0.00	0.00
27/07/2022	BPAY TO 2022 ANZ PAITREO	0.00	0.00	2,740.50	2,740.50

Date	Description	Quantity	Debits	Credits	Balance
27/07/2022	BPAY TO 2022 ANZ PAITREO	0.00	2,740.50	0.00	0.00
15/12/2022	ANZ AUD 0.74 FRANKED, 30% CTR, DRP NIL DISC, BSP	0.00	0.00	1,708.66	1,708.66
15/12/2022	ANZ AUD 0.74 FRANKED, 30% CTR, DRP NIL DISC, BSP	0.00	1,708.66	0.00	0.00
30/06/2023	Closing Balance	0.00	0.00	0.00	0.00
Other Assets - Unsettled Trades / Acquisitions / Shares in Listed Companies / Ashley Services Group Limited					
01/07/2022	Opening Balance	0.00	0.00	0.00	0.00
14/07/2022	MOT CNT22351354 BUY 5000 ASH	0.00	0.00	3,594.95	3,594.95
14/07/2022	MOT CNT22351354 BUY 5000 ASH	0.00	3,594.95	0.00	0.00
30/06/2023	Closing Balance	0.00	0.00	0.00	0.00
Other Assets - Unsettled Trades / Acquisitions / Shares in Listed Companies / Australian Ethical Investment Limited					
01/07/2022	Opening Balance	0.00	0.00	0.00	0.00
14/07/2022	MOT CNT22351334 BUY 2000 AEF	0.00	0.00	10,262.06	10,262.06
14/07/2022	MOT CNT22351334 BUY 2000 AEF	0.00	10,262.06	0.00	0.00
30/06/2023	Closing Balance	0.00	0.00	0.00	0.00
Other Assets - Unsettled Trades / Acquisitions / Shares in Listed Companies / BHP Group Limited					
01/07/2022	Opening Balance	0.00	0.00	0.00	0.00
22/09/2022	BHP USD 1.75, 1.75 FRANKED, 30% CTR, DRP NIL DISC	0.00	0.00	1,844.98	1,844.98
22/09/2022	BHP USD 1.75, 1.75 FRANKED, 30% CTR, DRP NIL DISC	0.00	1,844.98	0.00	0.00

Date	Description	Quantity	Debits	Credits	Balance
30/03/2023	BHP USD 0.9, 0.9 FRANKED, 30% CTR, DRP NIL DISC	0.00	0.00	1,051.36	1,051.36
30/03/2023	BHP USD 0.9, 0.9 FRANKED, 30% CTR, DRP NIL DISC	0.00	1,051.36	0.00	0.00
30/06/2023	Closing Balance	0.00	0.00	0.00	0.00
Other Assets - Unsettled Trades / Acquisitions / Shares in Listed Companies / Centrex Limited					
01/07/2022	Opening Balance	0.00	0.00	0.00	0.00
31/01/2023	MOT CNT23052407 BUY 10000 CXM	0.00	0.00	1,519.95	1,519.95
31/01/2023	MOT CNT23052407 BUY 10000 CXM	0.00	1,519.95	0.00	0.00
16/05/2023	MOT CNT23448183 BUY 10000 CXM	0.00	0.00	1,519.95	1,519.95
16/05/2023	MOT CNT23448183 BUY 10000 CXM	0.00	1,519.95	0.00	0.00
30/06/2023	Closing Balance	0.00	0.00	0.00	0.00
Other Assets - Unsettled Trades / Acquisitions / Shares in Listed Companies / Chorus Limited					
01/07/2022	Opening Balance	0.00	0.00	0.00	0.00
11/10/2022	CNU NZD 0.21, 15% WHT, DRP NIL DISC	0.00	0.00	286.60	286.60
11/10/2022	CNU NZD 0.21, 15% WHT, DRP NIL DISC	0.00	286.60	0.00	0.00
30/06/2023	Closing Balance	0.00	0.00	0.00	0.00
Other Assets - Unsettled Trades / Acquisitions / Shares in Listed Companies / Commonwealth Bank Of Australia					
01/07/2022	Opening Balance	0.00	0.00	0.00	0.00
01/07/2022	CBA DRP residual	0.00	0.00	10.01	10.01
01/07/2022	CBA DRP residual	0.00	10.01	0.00	0.00

Date	Description	Quantity	Debits	Credits	Balance
29/09/2022	CBA AUD 2.1 FRANKED, 30% CTR, DRP NIL DISC	0.00	0.00	1,020.60	1,020.60
29/09/2022	CBA AUD 2.1 FRANKED, 30% CTR, DRP NIL DISC	0.00	1,020.60	0.00	0.00
30/03/2023	CBA AUD 2.1 FRANKED, 30% CTR, DRP NIL DISC	0.00	0.00	1,041.60	1,041.60
30/03/2023	CBA AUD 2.1 FRANKED, 30% CTR, DRP NIL DISC	0.00	1,041.60	0.00	0.00
30/06/2023	Closing Balance	0.00	0.00	0.00	0.00
Other Assets - Unsettled Trades / Acquisitions / Shares in Listed Companies / CSR Limited					
01/07/2022	Opening Balance	0.00	0.00	0.00	0.00
21/02/2023	MOT CNT23135650 BUY 1000 CSR	0.00	0.00	5,279.95	5,279.95
21/02/2023	MOT CNT23135650 BUY 1000 CSR	0.00	5,279.95	0.00	0.00
16/05/2023	MOT CNT23448362 BUY 1000 CSR	0.00	0.00	5,279.95	5,279.95
16/05/2023	MOT CNT23448362 BUY 1000 CSR	0.00	5,279.95	0.00	0.00
30/06/2023	Closing Balance	0.00	0.00	0.00	0.00
Other Assets - Unsettled Trades / Acquisitions / Shares in Listed Companies / Domino's Pizza Enterprises Limited					
01/07/2022	Opening Balance	0.00	0.00	0.00	0.00
14/07/2022	MOT CNT22351267 BUY 200 DMP	0.00	0.00	13,815.95	13,815.95
14/07/2022	MOT CNT22351267 BUY 200 DMP	0.00	13,815.95	0.00	0.00
22/12/2022	6454c	0.00	11,939.90	0.00	11,939.90
30/12/2022	6454c	0.00	0.00	11,939.90	0.00

Date	Description	Quantity	Debits	Credits	Balance
30/06/2023	Closing Balance	0.00	0.00	0.00	0.00
Other Assets - Unsettled Trades / Acquisitions / Shares in Listed Companies / Dreadnought Resources Limited					
01/07/2022	Opening Balance	0.00	0.00	0.00	0.00
31/01/2023	MOT CNT23052465 BUY 10000 DRE	0.00	0.00	999.95	999.95
31/01/2023	MOT CNT23052465 BUY 10000 DRE	0.00	999.95	0.00	0.00
30/06/2023	Closing Balance	0.00	0.00	0.00	0.00
Other Assets - Unsettled Trades / Acquisitions / Shares in Listed Companies / Finbar Group Limited					
01/07/2022	Opening Balance	0.00	0.00	0.00	0.00
29/06/2023	MOT CNT23626103 BUY 10000 FRI	0.00	0.00	6,669.94	6,669.94
29/06/2023	MOT CNT23626103 BUY 10000 FRI	0.00	6,669.94	0.00	0.00
30/06/2023	Closing Balance	0.00	0.00	0.00	0.00
Other Assets - Unsettled Trades / Acquisitions / Shares in Listed Companies / Insurance Australia Group Limited					
01/07/2022	Opening Balance	0.00	0.00	0.00	0.00
22/09/2022	IAG AUD 0.035 FRANKED, 30% CTR, 0.015 CFI, DRP	0.00	0.00	232.80	232.80
22/09/2022	IAG AUD 0.035 FRANKED, 30% CTR, 0.015 CFI, DRP	0.00	232.80	0.00	0.00
05/01/2023	MOT CNT22977871 BUY 250 IAG	0.00	0.00	1,207.45	1,207.45
05/01/2023	MOT CNT22977871 BUY 250 IAG	0.00	1,207.45	0.00	0.00
30/06/2023	Closing Balance	0.00	0.00	0.00	0.00
Other Assets - Unsettled Trades / Acquisitions / Shares in Listed Companies / Johns Lyng Group Limited					

Date	Description	Quantity	Debits	Credits	Balance
01/07/2022	Opening Balance	0.00	0.00	0.00	0.00
20/07/2022	MOT CNT22366445 BUY 1000 JLG	0.00	0.00	7,086.74	7,086.74
20/07/2022	MOT CNT22366445 BUY 1000 JLG	0.00	7,086.74	0.00	0.00
30/06/2023	Closing Balance	0.00	0.00	0.00	0.00
Other Assets - Unsettled Trades / Acquisitions / Shares in Listed Companies / Liantown Resources Limited					
01/07/2022	Opening Balance	0.00	0.00	0.00	0.00
06/01/2023	MOT CNT22982495 BUY 1000 LTR	0.00	0.00	1,269.95	1,269.95
06/01/2023	MOT CNT22982495 BUY 1000 LTR	0.00	1,269.95	0.00	0.00
30/06/2023	Closing Balance	0.00	0.00	0.00	0.00
Other Assets - Unsettled Trades / Acquisitions / Shares in Listed Companies / Lynas Rare Earths Limited					
01/07/2022	Opening Balance	0.00	0.00	0.00	0.00
31/01/2023	MOT CNT23052622 BUY 100 LYC	0.00	0.00	927.95	927.95
31/01/2023	MOT CNT23052622 BUY 100 LYC	0.00	927.95	0.00	0.00
21/02/2023	MOT CNT23135875 BUY 200 LYC	0.00	0.00	1,681.95	1,681.95
21/02/2023	MOT CNT23135875 BUY 200 LYC	0.00	1,681.95	0.00	0.00
30/06/2023	Closing Balance	0.00	0.00	0.00	0.00
Other Assets - Unsettled Trades / Acquisitions / Shares in Listed Companies / Macquarie Group Limited					
01/07/2022	Opening Balance	0.00	0.00	0.00	0.00
01/07/2022	MQG DRP residual	0.00	0.00	158.03	158.03
01/07/2022	MQG DRP residual	0.00	158.03	0.00	0.00

Date	Description	Quantity	Debits	Credits	Balance
04/07/2022	Investment Income	0.00	0.00	3,073.00	3,073.00
04/07/2022	Investment Income	0.00	3,073.00	0.00	0.00
13/12/2022	MQG AUD 1.2 FRANKED, 30% CTR, 1.8 CFI, DRP NIL DISC	0.00	0.00	2,688.00	2,688.00
13/12/2022	MQG AUD 1.2 FRANKED, 30% CTR, 1.8 CFI, DRP NIL DISC	0.00	2,688.00	0.00	0.00
31/01/2023	MOT CNT23052578 BUY 50 MQG	0.00	0.00	9,307.95	9,307.95
31/01/2023	MOT CNT23052578 BUY 50 MQG	0.00	9,307.95	0.00	0.00
21/03/2023	MOT CNT23246278 BUY 100 MQG	0.00	0.00	17,522.31	17,522.31
21/03/2023	MOT CNT23246278 BUY 100 MQG	0.00	17,522.31	0.00	0.00
30/06/2023	Closing Balance	0.00	0.00	0.00	0.00
Other Assets - Unsettled Trades / Acquisitions / Shares in Listed Companies / National Australia Bank Limited					
01/07/2022	Opening Balance	0.00	0.00	0.00	0.00
01/07/2022	NAB DRP residual	0.00	0.00	20.50	20.50
01/07/2022	NAB DRP residual	0.00	20.50	0.00	0.00
05/07/2022	Investment Income	0.00	0.00	2,173.94	2,173.94
05/07/2022	Investment Income	0.00	2,173.94	0.00	0.00
14/12/2022	NAB AUD 0.78 FRANKED, 30% CTR, DRP NIL DISC, BSP	0.00	0.00	2,376.66	2,376.66
14/12/2022	NAB AUD 0.78 FRANKED, 30% CTR, DRP NIL DISC, BSP	0.00	2,376.66	0.00	0.00
30/06/2023	Closing Balance	0.00	0.00	0.00	0.00

Date	Description	Quantity	Debits	Credits	Balance
Other Assets - Unsettled Trades / Acquisitions / Shares in Listed Companies / Probiotec Limited					
01/07/2022	Opening Balance	0.00	0.00	0.00	0.00
14/03/2023	MOT CNT23217649 BUY 2000 PBP	0.00	0.00	4,899.95	4,899.95
14/03/2023	MOT CNT23217649 BUY 2000 PBP	0.00	4,899.95	0.00	0.00
30/06/2023	Closing Balance	0.00	0.00	0.00	0.00
Other Assets - Unsettled Trades / Acquisitions / Shares in Listed Companies / Rio Tinto Limited					
01/07/2022	Opening Balance	0.00	0.00	0.00	0.00
01/07/2022	RIO DRP residual	0.00	0.00	27.92	27.92
01/07/2022	RIO DRP residual	0.00	27.92	0.00	0.00
22/09/2022	RIO AUD 3.837 FRANKED, 30% CTR, DRP NIL DISC	0.00	0.00	1,672.93	1,672.93
22/09/2022	RIO AUD 3.837 FRANKED, 30% CTR, DRP NIL DISC	0.00	1,672.93	0.00	0.00
20/04/2023	RIO AUD 3.2649 FRANKED, 30% CTR, DRP NIL DISC	0.00	0.00	1,482.26	1,482.26
20/04/2023	RIO AUD 3.2649 FRANKED, 30% CTR, DRP NIL DISC	0.00	1,482.26	0.00	0.00
30/06/2023	Closing Balance	0.00	0.00	0.00	0.00
Other Assets - Unsettled Trades / Acquisitions / Shares in Listed Companies / Steadfast Group Limited					
01/07/2022	Opening Balance	0.00	0.00	0.00	0.00
09/09/2022	SDF AUD 0.078 FRANKED, 30% CTR, DRP NIL DISC	0.00	0.00	78.00	78.00

Date	Description	Quantity	Debits	Credits	Balance
09/09/2022	SDF AUD 0.078 FRANKED, 30% CTR, DRP NIL DISC	0.00	78.00	0.00	0.00
22/03/2023	SDF AUD 0.06 FRANKED, 30% CTR, DRP	0.00	0.00	60.90	60.90
22/03/2023	SDF AUD 0.06 FRANKED, 30% CTR, DRP	0.00	60.90	0.00	0.00
30/06/2023	Closing Balance	0.00	0.00	0.00	0.00
Other Assets - Unsettled Trades / Acquisitions / Shares in Listed Companies / Suncorp Group Limited					
01/07/2022	Opening Balance	0.00	0.00	0.00	0.00
01/07/2022	SUN DRP residual	0.00	0.00	2.12	2.12
01/07/2022	SUN DRP residual	0.00	2.12	0.00	0.00
21/09/2022	SUN AUD 0.17 FRANKED, 30% CTR, DRP NIL DISC	0.00	0.00	733.72	733.72
21/09/2022	SUN AUD 0.17 FRANKED, 30% CTR, DRP NIL DISC	0.00	733.72	0.00	0.00
31/03/2023	SUN AUD 0.33 FRANKED, 30% CTR, DRP NIL DISC	0.00	0.00	1,446.39	1,446.39
31/03/2023	SUN AUD 0.33 FRANKED, 30% CTR, DRP NIL DISC	0.00	1,446.39	0.00	0.00
30/06/2023	Closing Balance	0.00	0.00	0.00	0.00
Other Assets - Unsettled Trades / Acquisitions / Shares in Listed Companies / Telstra Group Limited					
01/07/2022	Opening Balance	0.00	0.00	0.00	0.00
21/09/2022	TLS AUD 0.01 SPEC, 0.085 FRANKED, 30% CTR, DRP NIL DISC	0.00	0.00	283.30	283.30
21/09/2022	TLS AUD 0.01 SPEC, 0.085 FRANKED, 30% CTR, DRP NIL DISC	0.00	283.30	0.00	0.00

Date	Description	Quantity	Debits	Credits	Balance
05/01/2023	MOT CNT22977830 BUY 500 TLS	0.00	0.00	2,014.95	2,014.95
05/01/2023	MOT CNT22977830 BUY 500 TLS	0.00	2,014.95	0.00	0.00
31/03/2023	TLS AUD 0.085 FRANKED, 30% CTR, DRP NIL DISC	0.00	0.00	331.84	331.84
31/03/2023	TLS AUD 0.085 FRANKED, 30% CTR, DRP NIL DISC	0.00	331.84	0.00	0.00
30/06/2023	Closing Balance	0.00	0.00	0.00	0.00
Other Assets - Unsettled Trades / Acquisitions / Shares in Listed Companies / The Lottery Corporation Limited					
01/07/2022	Opening Balance	0.00	0.00	0.00	0.00
14/03/2023	MOT CNT23217674 BUY 1000 TLC	0.00	0.00	5,249.95	5,249.95
14/03/2023	MOT CNT23217674 BUY 1000 TLC	0.00	5,249.95	0.00	0.00
30/06/2023	Closing Balance	0.00	0.00	0.00	0.00
Other Assets - Unsettled Trades / Acquisitions / Shares in Listed Companies / Washington H Soul Pattinson & Company Limited					
01/07/2022	Opening Balance	0.00	0.00	0.00	0.00
14/07/2022	MOT CNT22351310 BUY 500 SOL	0.00	0.00	12,022.66	12,022.66
14/07/2022	MOT CNT22351310 BUY 500 SOL	0.00	12,022.66	0.00	0.00
17/08/2022	MOT CNT22468234 BUY 200 SOL	0.00	0.00	5,144.93	5,144.93
17/08/2022	MOT CNT22468234 BUY 200 SOL	0.00	5,144.93	0.00	0.00
05/01/2023	MOT CNT22977842 BUY 200 SOL	0.00	0.00	5,517.95	5,517.95
05/01/2023	MOT CNT22977842 BUY 200 SOL	0.00	5,517.95	0.00	0.00
21/03/2023	MOT CNT23245883 BUY 200 SOL	0.00	0.00	5,641.11	5,641.11

Date	Description	Quantity	Debits	Credits	Balance
21/03/2023	MOT CNT23245883 BUY 200 SOL	0.00	5,641.11	0.00	0.00
30/06/2023	Closing Balance	0.00	0.00	0.00	0.00
Other Assets - Unsettled Trades / Acquisitions / Shares in Listed Companies / Wesfarmers Limited					
01/07/2022	Opening Balance	0.00	0.00	0.00	0.00
14/07/2022	MOT CNT22351316 BUY 250 WES	0.00	0.00	11,224.95	11,224.95
14/07/2022	MOT CNT22351316 BUY 250 WES	0.00	11,224.95	0.00	0.00
17/08/2022	MOT CNT22468216 BUY 100 WES	0.00	0.00	4,770.95	4,770.95
17/08/2022	MOT CNT22468216 BUY 100 WES	0.00	4,770.95	0.00	0.00
06/10/2022	WES AUD 1 FRANKED, 30% CTR, DRP NIL DISC	0.00	0.00	350.00	350.00
06/10/2022	WES AUD 1 FRANKED, 30% CTR, DRP NIL DISC	0.00	350.00	0.00	0.00
06/01/2023	MOT CNT22982564 BUY 100 WES	0.00	0.00	4,661.95	4,661.95
06/01/2023	MOT CNT22982564 BUY 100 WES	0.00	4,661.95	0.00	0.00
21/03/2023	MOT CNT23245674 BUY 100 WES	0.00	0.00	4,912.94	4,912.94
21/03/2023	MOT CNT23245674 BUY 100 WES	0.00	4,912.94	0.00	0.00
28/03/2023	WES AUD 0.88 FRANKED, 30% CTR, DRP NIL DISC	0.00	0.00	402.16	402.16
28/03/2023	WES AUD 0.88 FRANKED, 30% CTR, DRP NIL DISC	0.00	402.16	0.00	0.00
30/06/2023	Closing Balance	0.00	0.00	0.00	0.00
Other Assets - Unsettled Trades / Acquisitions / Shares in Listed Companies / Westpac Banking Corporation					

Date	Description	Quantity	Debits	Credits	Balance
01/07/2022	Opening Balance	0.00	0.00	0.00	0.00
20/12/2022	WBC AUD 0.64 FRANKED, 30% CTR, DRP NIL DISC	0.00	0.00	1,344.64	1,344.64
20/12/2022	WBC AUD 0.64 FRANKED, 30% CTR, DRP NIL DISC	0.00	1,344.64	0.00	0.00
27/06/2023	WBC AUD 0.7 FRANKED, 30% CTR, DRP NIL DISC	0.00	0.00	1,509.90	1,509.90
27/06/2023	WBC AUD 0.7 FRANKED, 30% CTR, DRP NIL DISC	0.00	1,509.90	0.00	0.00
30/06/2023	Closing Balance	0.00	0.00	0.00	0.00
Other Assets - Unsettled Trades / Acquisitions / Shares in Listed Companies / Woodside Energy Group Limited					
01/07/2022	Opening Balance	0.00	0.00	0.00	0.00
06/10/2022	WDS USD 1.09, 1.09 FRANKED, 30% CTR, DRP NIL DISC	0.00	0.00	207.94	207.94
06/10/2022	WDS USD 1.09, 1.09 FRANKED, 30% CTR, DRP NIL DISC	0.00	207.94	0.00	0.00
30/06/2023	Closing Balance	0.00	0.00	0.00	0.00
Other Assets - Unsettled Trades / Acquisitions / Shares in Listed Companies / Woolworths Group Limited					
01/07/2022	Opening Balance	0.00	0.00	0.00	0.00
01/07/2022	WOW	0.00	0.00	6.73	6.73
01/07/2022	WOW	0.00	6.73	0.00	0.00
27/09/2022	WOW AUD 0.53 FRANKED, 30% CTR, DRP NIL DISC	0.00	0.00	114.48	114.48
27/09/2022	WOW AUD 0.53 FRANKED, 30% CTR, DRP NIL DISC	0.00	114.48	0.00	0.00

Date	Description	Quantity	Debits	Credits	Balance
13/04/2023	WOW AUD 0.46 FRANKED, 30% CTR, DRP NIL DISC	0.00	0.00	100.74	100.74
13/04/2023	WOW AUD 0.46 FRANKED, 30% CTR, DRP NIL DISC	0.00	100.74	0.00	0.00
30/06/2023	Closing Balance	0.00	0.00	0.00	0.00
Other Assets - Unsettled Trades / Acquisitions / Shares in Listed Companies / XRF Scientific Limited					
01/07/2022	Opening Balance	0.00	0.00	0.00	0.00
27/01/2023	MOT CNT23052498 BUY 1500 XRF	0.00	0.00	1,294.95	1,294.95
31/01/2023	MOT CNT23052498 BUY 1500 XRF	0.00	1,294.95	0.00	0.00
30/06/2023	Closing Balance	0.00	0.00	0.00	0.00
Other Assets - Unsettled Trades / Acquisitions / Goodman Group					
01/07/2022	Opening Balance	0.00	0.00	0.00	0.00
16/02/2023	MOT CNT23118378 BUY 200 GMG	0.00	0.00	4,017.95	4,017.95
16/02/2023	MOT CNT23118378 BUY 200 GMG	0.00	4,017.95	0.00	0.00
30/06/2023	Closing Balance	0.00	0.00	0.00	0.00
Other Assets - Unsettled Trades / Acquisitions / Lendlease Group					
01/07/2022	Opening Balance	0.00	0.00	0.00	0.00
21/09/2022	LLC Transfer In	0.00	0.00	344.85	344.85
21/09/2022	LLC Transfer In	0.00	344.85	0.00	0.00
08/03/2023	LLC AUD DRP NIL DISC	0.00	0.00	155.28	155.28
08/03/2023	LLC AUD DRP NIL DISC	0.00	155.28	0.00	0.00

Date	Description	Quantity	Debits	Credits	Balance
30/06/2023	Closing Balance	0.00	0.00	0.00	0.00
Other Assets - Unsettled Trades / Acquisitions / Sundry Assets / Reinvestment residual Account					
01/07/2022	Opening Balance	0.00	0.00	0.00	0.00
01/07/2022	ANZ DRP residual	0.00	0.00	6.71	6.71
01/07/2022	ANZ DRP residual	0.00	6.71	0.00	0.00
01/07/2022	CBA DRP residual	0.00	0.00	10.01	10.01
01/07/2022	CBA DRP residual	0.00	10.01	0.00	0.00
01/07/2022	MQG DRP residual	0.00	0.00	158.03	158.03
01/07/2022	MQG DRP residual	0.00	158.03	0.00	0.00
01/07/2022	NAB DRP residual	0.00	0.00	20.50	20.50
01/07/2022	NAB DRP residual	0.00	20.50	0.00	0.00
01/07/2022	RIO DRP residual	0.00	0.00	27.92	27.92
01/07/2022	RIO DRP residual	0.00	27.92	0.00	0.00
01/07/2022	SUN DRP residual	0.00	0.00	2.12	2.12
01/07/2022	SUN DRP residual	0.00	2.12	0.00	0.00
01/07/2022	WOW	0.00	0.00	6.73	6.73
01/07/2022	WOW	0.00	6.73	0.00	0.00
07/10/2022	ORG DRP residual cash balance payment	0.00	0.00	1.38	1.38
07/10/2022	ORG DRP residual cash balance payment	0.00	1.38	0.00	0.00
23/12/2022	ONEMARKET LTD AUD22/00819422	0.00	0.00	0.75	0.75

Date	Description	Quantity	Debits	Credits	Balance
23/12/2022	ONEMARKET LTD AUD22/00819422	0.00	0.75	0.00	0.00
23/03/2023	IAG	0.00	0.00	50.26	50.26
23/03/2023	IAG	0.00	50.26	0.00	0.00
05/04/2023	WOODSIDE RES23/00128891	0.00	0.00	15.70	15.70
05/04/2023	WOODSIDE RES23/00128891	0.00	15.70	0.00	0.00
16/05/2023	ONEMARKET LTD AUM23/00819402	0.00	0.00	0.35	0.35
16/05/2023	ONEMARKET LTD AUM23/00819402	0.00	0.35	0.00	0.00
30/06/2023	Closing Balance	0.00	0.00	0.00	0.00
Other Assets - Unsettled Trades / Acquisitions / Units In Listed Unit Trusts / Betashares Nasdaq 100 ETF					
01/07/2022	Opening Balance	0.00	0.00	0.00	0.00
14/07/2022	MOT CNT22351294 BUY 400 NDQ	0.00	0.00	10,859.95	10,859.95
14/07/2022	MOT CNT22351294 BUY 400 NDQ	0.00	10,859.95	0.00	0.00
17/08/2022	MOT CNT22468251 BUY 100 NDQ	0.00	0.00	2,960.95	2,960.95
17/08/2022	MOT CNT22468251 BUY 100 NDQ	0.00	2,960.95	0.00	0.00
18/01/2023	Capital Call	0.00	0.00	15.51	15.51
18/01/2023	Capital Call	0.00	15.51	0.00	0.00
30/06/2023	Closing Balance	0.00	0.00	0.00	0.00
Other Assets - Unsettled Trades / Disposals / Managed Investments / Nikko AM New Asia Fund <T>					
01/07/2022	Opening Balance	0.00	0.00	0.00	0.00
05/05/2023	TGP0006AU Sale 23106.836700	0.00	0.00	733.20	733.20

Date	Description	Quantity	Debits	Credits	Balance
05/05/2023	TGP0006AU Sale 23106.836700	0.00	733.20	0.00	0.00
05/05/2023	TGP0006AU Sale 259.1938	0.00	0.00	8.22	8.22
05/05/2023	TGP0006AU Sale 259.1938	0.00	8.22	0.00	0.00
30/06/2023	Closing Balance	0.00	0.00	0.00	0.00
Other Assets - Unsettled Trades / Disposals / Shares in Listed Companies / Endeavour Group Limited					
01/07/2022	Opening Balance	0.00	0.00	0.00	0.00
31/05/2023	MOT CNT23508324 SELL 211 EDV	0.00	0.00	1,303.02	1,303.02
31/05/2023	MOT CNT23508324 SELL 211 EDV	0.00	1,303.02	0.00	0.00
30/06/2023	Closing Balance	0.00	0.00	0.00	0.00
Other Assets - Unsettled Trades / Disposals / Shares in Listed Companies / Insurance Australia Group Limited					
01/07/2022	Opening Balance	0.00	0.00	0.00	0.00
06/03/2023	MOT CNT23186109 SELL 6028 IAG	0.00	0.00	27,815.94	27,815.94
06/03/2023	MOT CNT23186109 SELL 6028 IAG	0.00	27,815.94	0.00	0.00
30/06/2023	Closing Balance	0.00	0.00	0.00	0.00
Other Assets - Unsettled Trades / Disposals / Shares in Listed Companies / Telstra Group Limited					
01/07/2022	Opening Balance	0.00	0.00	0.00	0.00
02/03/2023	MOT CNT23186199 SELL 3904 TLS	0.00	15,791.25	0.00	15,791.25
06/03/2023	MOT CNT23186199 SELL 3904 TLS	0.00	0.00	15,791.25	0.00
29/05/2023	MOT CNT23508343 SELL 80 TLS	0.00	328.05	0.00	328.05
31/05/2023	MOT CNT23508343 SELL 80 TLS	0.00	0.00	328.05	0.00

Date	Description	Quantity	Debits	Credits	Balance
30/06/2023	Closing Balance	0.00	0.00	0.00	0.00
Other Assets - Unsettled Trades / Disposals / Shares in Listed Companies / Unibail-Rodamco-Westfield					
01/07/2022	Opening Balance	0.00	0.00	0.00	0.00
31/05/2023	MOT CNT23508333 SELL 100 URW	0.00	0.00	335.05	335.05
31/05/2023	MOT CNT23508333 SELL 100 URW	0.00	335.05	0.00	0.00
30/06/2023	Closing Balance	0.00	0.00	0.00	0.00
Other Assets - Unsettled Trades / Disposals / GPT Group					
01/07/2022	Opening Balance	0.00	0.00	0.00	0.00
06/01/2023	MOT CNT22980805 SELL 300 GPT	0.00	0.00	1,255.05	1,255.05
06/01/2023	MOT CNT22980805 SELL 300 GPT	0.00	1,255.05	0.00	0.00
30/06/2023	Closing Balance	0.00	0.00	0.00	0.00
Other Assets - Receivables / Investment Income Receivable / Distributions / Managed Investments / Nikko AM New Asia Fund <T>					
01/07/2022	Opening Balance	0.00	0.00	0.00	0.00
27/10/2022	TGP0006AU Dist	0.00	0.00	58.06	58.06
27/10/2022	TGP0006AU Dist	0.00	58.06	0.00	0.00
03/03/2023	TGP0006AU Dist	0.00	0.00	40,904.30	40,904.30
03/03/2023	TGP0006AU Dist	0.00	40,904.30	0.00	0.00
30/06/2023	Closing Balance	0.00	0.00	0.00	0.00
Other Assets - Receivables / Investment Income Receivable / Distributions / Stapled Securities / Goodman Group					
01/07/2022	Opening Balance	0.00	0.00	0.00	0.00

Date	Description	Quantity	Debits	Credits	Balance
25/08/2022	GOODMAN GROUP AUG22/00813036	0.00	0.00	8.25	8.25
25/08/2022	GOODMAN GROUP AUG22/00813036	0.00	8.25	0.00	0.00
29/12/2022	GMG Distribution - Cash	0.00	49.50	0.00	49.50
24/02/2023	GMG Distribution - Cash	0.00	0.00	49.50	0.00
29/06/2023	GMG AUD 0.002412435 FRANKED, 30% CTR	0.00	53.00	0.00	53.00
30/06/2023	Closing Balance	0.00	0.00	0.00	53.00
Other Assets - Receivables / Investment Income Receivable / Distributions / Stapled Securities / GPT Group					
01/07/2022	Opening Balance	0.00	0.00	0.00	0.00
18/08/2022	GPT Distribution - Cash	0.00	38.10	0.00	38.10
31/08/2022	GPT Distribution - Cash	0.00	0.00	38.10	0.00
29/12/2022	GPT Distribution - Cash	0.00	36.90	0.00	36.90
28/02/2023	GPT Distribution - Cash	0.00	0.00	36.90	0.00
30/06/2023	Closing Balance	0.00	0.00	0.00	0.00
Other Assets - Receivables / Investment Income Receivable / Distributions / Stapled Securities / Lendlease Group					
01/07/2022	Opening Balance	0.00	0.00	0.00	0.00
17/02/2023	LLC AUD DRP NIL DISC	0.00	155.28	0.00	155.28
08/03/2023	LLC AUD DRP NIL DISC	0.00	0.00	155.28	0.00
30/06/2023	LLC AUD 0.04656179 FRANKED, 30% CTR, DRP NIL DISC	0.00	205.56	0.00	205.56
30/06/2023	Closing Balance	0.00	0.00	0.00	205.56

Date	Description	Quantity	Debits	Credits	Balance
Other Assets - Receivables / Investment Income Receivable / Distributions / Stapled Securities / Scentre Group					
01/07/2022	Opening Balance	0.00	0.00	0.00	0.00
15/08/2022	SCG AUD 0.00003571 FRANKED, 30% CTR	0.00	28.04	0.00	28.04
31/08/2022	SCG AUD 0.00003571 FRANKED, 30% CTR	0.00	0.00	28.04	0.00
16/02/2023	SCG AUD 0.0482 FRANKED, 30% CTR	0.00	30.84	0.00	30.84
28/02/2023	SCG AUD 0.0482 FRANKED, 30% CTR	0.00	0.00	30.84	0.00
30/06/2023	Closing Balance	0.00	0.00	0.00	0.00
Other Assets - Receivables / Investment Income Receivable / Distributions / Betashares Nasdaq 100 ETF					
01/07/2022	Opening Balance	0.00	0.00	0.00	0.00
03/01/2023	NDQ AUD DRP	0.00	15.51	0.00	15.51
18/01/2023	NDQ AUD DRP	0.00	0.00	15.51	0.00
30/06/2023	NDQ AUD DRP	0.00	391.34	0.00	391.34
30/06/2023	Closing Balance	0.00	0.00	0.00	391.34
Other Assets - Receivables / Investment Income Receivable / Dividends / Shares in Listed Companies / AMP Limited					
01/07/2022	Opening Balance	0.00	0.00	0.00	0.00
03/04/2023	AMP AUD 0.005 FRANKED, 30% CTR, 0.02 CFI, DRP NIL DISC	0.00	0.00	42.05	42.05
03/04/2023	AMP AUD 0.005 FRANKED, 30% CTR, 0.02 CFI, DRP NIL DISC	0.00	42.05	0.00	0.00
30/06/2023	Closing Balance	0.00	0.00	0.00	0.00
Other Assets - Receivables / Investment Income Receivable / Dividends / Shares in Listed Companies / ANZ Group Holdings Limited					

Date	Description	Quantity	Debits	Credits	Balance
01/07/2022	Opening Balance	0.00	0.00	0.00	0.00
01/07/2022	Investment Income	0.00	0.00	1,514.88	1,514.88
01/07/2022	Investment Income	0.00	1,514.88	0.00	0.00
15/12/2022	ANZ AUD 0.74 FRANKED, 30% CTR, DRP NIL DISC, BSP	0.00	0.00	1,708.66	1,708.66
15/12/2022	ANZ AUD 0.74 FRANKED, 30% CTR, DRP NIL DISC, BSP	0.00	1,708.66	0.00	0.00
30/06/2023	Closing Balance	0.00	0.00	0.00	0.00
Other Assets - Receivables / Investment Income Receivable / Dividends / Shares in Listed Companies / Ashley Services Group Limited					
01/07/2022	Opening Balance	0.00	0.00	0.00	0.00
16/09/2022	ASH AUD 0.03 FRANKED, 30% CTR	0.00	0.00	150.00	150.00
16/09/2022	ASH AUD 0.03 FRANKED, 30% CTR	0.00	150.00	0.00	0.00
17/03/2023	ASH AUD 0.03 FRANKED, 30% CTR	0.00	0.00	150.00	150.00
17/03/2023	ASH AUD 0.03 FRANKED, 30% CTR	0.00	150.00	0.00	0.00
30/06/2023	Closing Balance	0.00	0.00	0.00	0.00
Other Assets - Receivables / Investment Income Receivable / Dividends / Shares in Listed Companies / Australian Ethical Investment Limited					
01/07/2022	Opening Balance	0.00	0.00	0.00	0.00
15/09/2022	AEF AUD 0.03 FRANKED, 30% CTR, DRP SUSP	0.00	0.00	60.00	60.00
15/09/2022	AEF AUD 0.03 FRANKED, 30% CTR, DRP SUSP	0.00	60.00	0.00	0.00
16/03/2023	AEF AUD 0.02 FRANKED, 30% CTR	0.00	0.00	40.00	40.00

Date	Description	Quantity	Debits	Credits	Balance
16/03/2023	AEF AUD 0.02 FRANKED, 30% CTR	0.00	40.00	0.00	0.00
30/06/2023	Closing Balance	0.00	0.00	0.00	0.00
Other Assets - Receivables / Investment Income Receivable / Dividends / Shares in Listed Companies / BHP Group Limited					
01/07/2022	Opening Balance	0.00	0.00	0.00	0.00
22/09/2022	BHP USD 1.75, 1.75 FRANKED, 30% CTR, DRP NIL DISC	0.00	0.00	1,844.98	1,844.98
22/09/2022	BHP USD 1.75, 1.75 FRANKED, 30% CTR, DRP NIL DISC	0.00	1,844.98	0.00	0.00
30/03/2023	BHP USD 0.9, 0.9 FRANKED, 30% CTR, DRP NIL DISC	0.00	0.00	1,051.36	1,051.36
30/03/2023	BHP USD 0.9, 0.9 FRANKED, 30% CTR, DRP NIL DISC	0.00	1,051.36	0.00	0.00
30/06/2023	Closing Balance	0.00	0.00	0.00	0.00
Other Assets - Receivables / Investment Income Receivable / Dividends / Shares in Listed Companies / Bluescope Steel Limited					
01/07/2022	Opening Balance	0.00	0.00	0.00	0.00
12/10/2022	BSL AUD UNFRANKED, 0.25 CFI, DRP SUSP	0.00	0.00	302.00	302.00
12/10/2022	BSL AUD UNFRANKED, 0.25 CFI, DRP SUSP	0.00	302.00	0.00	0.00
28/03/2023	BSL AUD 0.25 FRANKED, 30% CTR, DRP SUSP	0.00	0.00	302.00	302.00
28/03/2023	BSL AUD 0.25 FRANKED, 30% CTR, DRP SUSP	0.00	302.00	0.00	0.00
30/06/2023	Closing Balance	0.00	0.00	0.00	0.00
Other Assets - Receivables / Investment Income Receivable / Dividends / Shares in Listed Companies / Commonwealth Bank Of Australia					

Date	Description	Quantity	Debits	Credits	Balance
01/07/2022	Opening Balance	0.00	0.00	0.00	0.00
29/09/2022	CBA AUD 2.1 FRANKED, 30% CTR, DRP NIL DISC	0.00	0.00	1,020.60	1,020.60
29/09/2022	CBA AUD 2.1 FRANKED, 30% CTR, DRP NIL DISC	0.00	1,020.60	0.00	0.00
30/03/2023	CBA AUD 2.1 FRANKED, 30% CTR, DRP NIL DISC	0.00	0.00	1,041.60	1,041.60
30/03/2023	CBA AUD 2.1 FRANKED, 30% CTR, DRP NIL DISC	0.00	1,041.60	0.00	0.00
30/06/2023	Closing Balance	0.00	0.00	0.00	0.00
Other Assets - Receivables / Investment Income Receivable / Dividends / Shares in Listed Companies / CSL Limited					
01/07/2022	Opening Balance	0.00	0.00	0.00	0.00
05/10/2022	CSL USD 1.18, 0.118 FRANKED, 30% CTR, 1.062 CFI, DRP SUSP	0.00	0.00	200.45	200.45
05/10/2022	CSL USD 1.18, 0.118 FRANKED, 30% CTR, 1.062 CFI, DRP SUSP	0.00	200.45	0.00	0.00
05/04/2023	CSL USD 1.07, UNFRANKED, 1.07 CFI, DRP SUSP	0.00	0.00	184.85	184.85
05/04/2023	CSL USD 1.07, UNFRANKED, 1.07 CFI, DRP SUSP	0.00	184.85	0.00	0.00
30/06/2023	Closing Balance	0.00	0.00	0.00	0.00
Other Assets - Receivables / Investment Income Receivable / Dividends / Shares in Listed Companies / Domino's Pizza Enterprises Limited					
01/07/2022	Opening Balance	0.00	0.00	0.00	0.00
15/09/2022	DMP AUD 0.4767 FRANKED, 30% CTR, NIL CFI	0.00	0.00	136.20	136.20

Date	Description	Quantity	Debits	Credits	Balance
15/09/2022	DMP AUD 0.4767 FRANKED, 30% CTR, NIL CFI	0.00	136.20	0.00	0.00
16/03/2023	DMP AUD 0.4044 FRANKED, 30% CTR, NIL CFI	0.00	0.00	259.49	259.49
16/03/2023	DMP AUD 0.4044 FRANKED, 30% CTR, NIL CFI	0.00	259.49	0.00	0.00
30/06/2023	Closing Balance	0.00	0.00	0.00	0.00
Other Assets - Receivables / Investment Income Receivable / Dividends / Shares in Listed Companies / Endeavour Group Limited					
01/07/2022	Opening Balance	0.00	0.00	0.00	0.00
16/09/2022	EDV AUD 0.077 FRANKED, 30% CTR	0.00	0.00	16.25	16.25
16/09/2022	EDV AUD 0.077 FRANKED, 30% CTR	0.00	16.25	0.00	0.00
20/03/2023	EDV AUD 0.143 FRANKED, 30% CTR	0.00	0.00	30.17	30.17
20/03/2023	EDV AUD 0.143 FRANKED, 30% CTR	0.00	30.17	0.00	0.00
30/06/2023	Closing Balance	0.00	0.00	0.00	0.00
Other Assets - Receivables / Investment Income Receivable / Dividends / Shares in Listed Companies / Insurance Australia Group Limited					
01/07/2022	Opening Balance	0.00	0.00	0.00	0.00
21/09/2022	IAG AUD 0.035 FRANKED, 30% CTR, 0.015 CFI, DRP	0.00	0.00	53.05	53.05
22/09/2022	IAG AUD 0.035 FRANKED, 30% CTR, 0.015 CFI, DRP	0.00	0.00	232.80	285.85
22/09/2022	IAG AUD 0.035 FRANKED, 30% CTR, 0.015 CFI, DRP	0.00	285.85	0.00	0.00
23/03/2023	IAG AUD 0.018 FRANKED, 30% CTR, 0.042 CFI, DRP SUSP	0.00	0.00	361.68	361.68

Date	Description	Quantity	Debits	Credits	Balance
23/03/2023	IAG AUD 0.018 FRANKED, 30% CTR, 0.042 CFI, DRP SUSP	0.00	361.68	0.00	0.00
30/06/2023	Closing Balance	0.00	0.00	0.00	0.00
Other Assets - Receivables / Investment Income Receivable / Dividends / Shares in Listed Companies / Johns Lyng Group Limited					
01/07/2022	Opening Balance	0.00	0.00	0.00	0.00
19/09/2022	JLG AUD 0.03 FRANKED, 30% CTR	0.00	0.00	30.00	30.00
19/09/2022	JLG AUD 0.03 FRANKED, 30% CTR	0.00	30.00	0.00	0.00
14/03/2023	JLG AUD 0.045 FRANKED, 30% CTR	0.00	0.00	45.00	45.00
14/03/2023	JLG AUD 0.045 FRANKED, 30% CTR	0.00	45.00	0.00	0.00
30/06/2023	Closing Balance	0.00	0.00	0.00	0.00
Other Assets - Receivables / Investment Income Receivable / Dividends / Shares in Listed Companies / Macquarie Group Limited					
01/07/2022	Opening Balance	0.00	0.00	0.00	0.00
04/07/2022	Investment Income	0.00	0.00	3,073.00	3,073.00
04/07/2022	Investment Income	0.00	3,073.00	0.00	0.00
13/12/2022	MQG AUD 1.2 FRANKED, 30% CTR, 1.8 CFI, DRP NIL DISC	0.00	0.00	2,688.00	2,688.00
13/12/2022	MQG AUD 1.2 FRANKED, 30% CTR, 1.8 CFI, DRP NIL DISC	0.00	2,688.00	0.00	0.00
30/06/2023	Closing Balance	0.00	0.00	0.00	0.00
Other Assets - Receivables / Investment Income Receivable / Dividends / Shares in Listed Companies / National Australia Bank Limited					
01/07/2022	Opening Balance	0.00	0.00	0.00	0.00
05/07/2022	Investment Income	0.00	0.00	2,173.94	2,173.94

Date	Description	Quantity	Debits	Credits	Balance
05/07/2022	Investment Income	0.00	2,173.94	0.00	0.00
14/12/2022	NAB AUD 0.78 FRANKED, 30% CTR, DRP NIL DISC, BSP	0.00	0.00	2,376.66	2,376.66
14/12/2022	NAB AUD 0.78 FRANKED, 30% CTR, DRP NIL DISC, BSP	0.00	2,376.66	0.00	0.00
30/06/2023	Closing Balance	0.00	0.00	0.00	0.00
Other Assets - Receivables / Investment Income Receivable / Dividends / Shares in Listed Companies / Origin Energy Limited					
01/07/2022	Opening Balance	0.00	0.00	0.00	0.00
30/09/2022	ORG AUD 0.12375 FRANKED, 30% CTR, NIL CFI, DRP SUSP	0.00	0.00	87.45	87.45
30/09/2022	ORG AUD 0.12375 FRANKED, 30% CTR, NIL CFI, DRP SUSP	0.00	87.45	0.00	0.00
24/03/2023	ORG AUD 0.165 FRANKED, 30% CTR, DRP SUSP	0.00	0.00	87.45	87.45
24/03/2023	ORG AUD 0.165 FRANKED, 30% CTR, DRP SUSP	0.00	87.45	0.00	0.00
30/06/2023	Closing Balance	0.00	0.00	0.00	0.00
Other Assets - Receivables / Investment Income Receivable / Dividends / Shares in Listed Companies / Rio Tinto Limited					
01/07/2022	Opening Balance	0.00	0.00	0.00	0.00
22/09/2022	RIO AUD 3.837 FRANKED, 30% CTR, DRP NIL DISC	0.00	0.00	1,672.93	1,672.93
22/09/2022	RIO AUD 3.837 FRANKED, 30% CTR, DRP NIL DISC	0.00	1,672.93	0.00	0.00
20/04/2023	RIO AUD 3.2649 FRANKED, 30% CTR, DRP NIL DISC	0.00	0.00	1,482.26	1,482.26

Date	Description	Quantity	Debits	Credits	Balance
20/04/2023	RIO AUD 3.2649 FRANKED, 30% CTR, DRP NIL DISC	0.00	1,482.26	0.00	0.00
30/06/2023	Closing Balance	0.00	0.00	0.00	0.00
Other Assets - Receivables / Investment Income Receivable / Dividends / Shares in Listed Companies / South32 Limited					
01/07/2022	Opening Balance	0.00	0.00	0.00	0.00
13/10/2022	S32 USD 0.14, 0.03 SPEC, 0.17 FRANKED, 30% CTR	0.00	0.00	181.69	181.69
13/10/2022	S32 USD 0.14, 0.03 SPEC, 0.17 FRANKED, 30% CTR	0.00	181.69	0.00	0.00
06/04/2023	S32 USD 0.049, 0.049 FRANKED, 30% CTR	0.00	0.00	53.03	53.03
06/04/2023	S32 USD 0.049, 0.049 FRANKED, 30% CTR	0.00	53.03	0.00	0.00
30/06/2023	Closing Balance	0.00	0.00	0.00	0.00
Other Assets - Receivables / Investment Income Receivable / Dividends / Shares in Listed Companies / Steadfast Group Limited					
01/07/2022	Opening Balance	0.00	0.00	0.00	0.00
09/09/2022	SDF AUD 0.078 FRANKED, 30% CTR, DRP NIL DISC	0.00	0.00	78.00	78.00
09/09/2022	SDF AUD 0.078 FRANKED, 30% CTR, DRP NIL DISC	0.00	78.00	0.00	0.00
22/03/2023	SDF AUD 0.06 FRANKED, 30% CTR, DRP	0.00	0.00	60.90	60.90
22/03/2023	SDF AUD 0.06 FRANKED, 30% CTR, DRP	0.00	60.90	0.00	0.00
30/06/2023	Closing Balance	0.00	0.00	0.00	0.00
Other Assets - Receivables / Investment Income Receivable / Dividends / Shares in Listed Companies / Suncorp Group Limited					
01/07/2022	Opening Balance	0.00	0.00	0.00	0.00

Date	Description	Quantity	Debits	Credits	Balance
21/09/2022	SUN AUD 0.17 FRANKED, 30% CTR, DRP NIL DISC	0.00	0.00	733.72	733.72
21/09/2022	SUN AUD 0.17 FRANKED, 30% CTR, DRP NIL DISC	0.00	733.72	0.00	0.00
31/03/2023	SUN AUD 0.33 FRANKED, 30% CTR, DRP NIL DISC	0.00	0.00	1,446.39	1,446.39
31/03/2023	SUN AUD 0.33 FRANKED, 30% CTR, DRP NIL DISC	0.00	1,446.39	0.00	0.00
30/06/2023	Closing Balance	0.00	0.00	0.00	0.00
Other Assets - Receivables / Investment Income Receivable / Dividends / Shares in Listed Companies / Telstra Group Limited					
01/07/2022	Opening Balance	0.00	0.00	0.00	0.00
21/09/2022	TLS AUD 0.01 SPEC, 0.085 FRANKED, 30% CTR, DRP NIL DISC	0.00	0.00	283.30	283.30
21/09/2022	TLS AUD 0.01 SPEC, 0.085 FRANKED, 30% CTR, DRP NIL DISC	0.00	283.30	0.00	0.00
31/03/2023	TLS AUD 0.085 FRANKED, 30% CTR, DRP NIL DISC	0.00	0.00	331.84	331.84
31/03/2023	TLS AUD 0.085 FRANKED, 30% CTR, DRP NIL DISC	0.00	331.84	0.00	0.00
30/06/2023	Closing Balance	0.00	0.00	0.00	0.00
Other Assets - Receivables / Investment Income Receivable / Dividends / Shares in Listed Companies / Treasury Wine Estates Limited					
01/07/2022	Opening Balance	0.00	0.00	0.00	0.00
30/09/2022	TWE AUD 0.16 FRANKED, 30% CTR, DRP NIL DISC	0.00	0.00	38.24	38.24
30/09/2022	TWE AUD 0.16 FRANKED, 30% CTR, DRP NIL DISC	0.00	38.24	0.00	0.00

Date	Description	Quantity	Debits	Credits	Balance
04/04/2023	TWE AUD 0.18 FRANKED, 30% CTR, DRP NIL DISC	0.00	0.00	43.02	43.02
04/04/2023	TWE AUD 0.18 FRANKED, 30% CTR, DRP NIL DISC	0.00	43.02	0.00	0.00
30/06/2023	Closing Balance	0.00	0.00	0.00	0.00
Other Assets - Receivables / Investment Income Receivable / Dividends / Shares in Listed Companies / Washington H Soul Pattinson & Company Limited					
01/07/2022	Opening Balance	0.00	0.00	0.00	0.00
12/12/2022	SOL AUD 0.15 SPEC, 0.58 FRANKED, 30% CTR	0.00	0.00	406.00	406.00
12/12/2022	SOL AUD 0.15 SPEC, 0.58 FRANKED, 30% CTR	0.00	406.00	0.00	0.00
12/05/2023	SOL AUD 0.36 FRANKED, 30% CTR	0.00	0.00	396.00	396.00
12/05/2023	SOL AUD 0.36 FRANKED, 30% CTR	0.00	396.00	0.00	0.00
30/06/2023	Closing Balance	0.00	0.00	0.00	0.00
Other Assets - Receivables / Investment Income Receivable / Dividends / Shares in Listed Companies / Wesfarmers Limited					
01/07/2022	Opening Balance	0.00	0.00	0.00	0.00
06/10/2022	WES AUD 1 FRANKED, 30% CTR, DRP NIL DISC	0.00	0.00	350.00	350.00
06/10/2022	WES AUD 1 FRANKED, 30% CTR, DRP NIL DISC	0.00	350.00	0.00	0.00
28/03/2023	WES AUD 0.88 FRANKED, 30% CTR, DRP NIL DISC	0.00	0.00	402.16	402.16
28/03/2023	WES AUD 0.88 FRANKED, 30% CTR, DRP NIL DISC	0.00	402.16	0.00	0.00
30/06/2023	Closing Balance	0.00	0.00	0.00	0.00

Date	Description	Quantity	Debits	Credits	Balance
Other Assets - Receivables / Investment Income Receivable / Dividends / Shares in Listed Companies / Westpac Banking Corporation					
01/07/2022	Opening Balance	0.00	0.00	0.00	0.00
20/12/2022	WBC AUD 0.64 FRANKED, 30% CTR, DRP NIL DISC	0.00	0.00	1,344.64	1,344.64
20/12/2022	WBC AUD 0.64 FRANKED, 30% CTR, DRP NIL DISC	0.00	1,344.64	0.00	0.00
27/06/2023	WBC AUD 0.7 FRANKED, 30% CTR, DRP NIL DISC	0.00	0.00	1,509.90	1,509.90
27/06/2023	WBC AUD 0.7 FRANKED, 30% CTR, DRP NIL DISC	0.00	1,509.90	0.00	0.00
30/06/2023	Closing Balance	0.00	0.00	0.00	0.00
Other Assets - Receivables / Investment Income Receivable / Dividends / Shares in Listed Companies / Woodside Energy Group Limited					
01/07/2022	Opening Balance	0.00	0.00	0.00	0.00
06/10/2022	WDS USD 1.09, 1.09 FRANKED, 30% CTR, DRP NIL DISC	0.00	0.00	207.94	207.94
06/10/2022	WDS USD 1.09, 1.09 FRANKED, 30% CTR, DRP NIL DISC	0.00	207.94	0.00	0.00
05/04/2023	WDS USD 1.44, 1.44 FRANKED, 30% CTR, DRP SUSP	0.00	0.00	293.00	293.00
05/04/2023	WDS USD 1.44, 1.44 FRANKED, 30% CTR, DRP SUSP	0.00	293.00	0.00	0.00
30/06/2023	Closing Balance	0.00	0.00	0.00	0.00
Other Assets - Receivables / Investment Income Receivable / Dividends / Shares in Listed Companies / Woolworths Group Limited					
01/07/2022	Opening Balance	0.00	0.00	0.00	0.00

Date	Description	Quantity	Debits	Credits	Balance
27/09/2022	WOW AUD 0.53 FRANKED, 30% CTR, DRP NIL DISC	0.00	0.00	114.48	114.48
27/09/2022	WOW AUD 0.53 FRANKED, 30% CTR, DRP NIL DISC	0.00	114.48	0.00	0.00
13/04/2023	WOW AUD 0.46 FRANKED, 30% CTR, DRP NIL DISC	0.00	0.00	100.74	100.74
13/04/2023	WOW AUD 0.46 FRANKED, 30% CTR, DRP NIL DISC	0.00	100.74	0.00	0.00
30/06/2023	Closing Balance	0.00	0.00	0.00	0.00
Other Assets - Receivables / Investment Income Receivable / Dividends / Lendlease Group					
01/07/2022	Opening Balance	0.00	0.00	0.00	0.00
21/09/2022	LLC AUD 0.04278193 FRANKED, 30% CTR, 0.01426064 CFI	0.00	0.00	178.83	178.83
21/09/2022	LLC AUD 0.04278193 FRANKED, 30% CTR, 0.01426064 CFI	0.00	178.83	0.00	0.00
30/06/2023	Closing Balance	0.00	0.00	0.00	0.00
Other Assets - Receivables / Investment Income Receivable / Foreign Income / Foreign Dividend / Shares in Listed Companies / Chorus Limited					
01/07/2022	Opening Balance	0.00	0.00	0.00	0.00
11/10/2022	CNU NZD 0.21, 15% WHT, DRP NIL DISC	0.00	0.00	286.60	286.60
11/10/2022	CNU NZD 0.21, 15% WHT, DRP NIL DISC	0.00	286.60	0.00	0.00
11/04/2023	CNU NZD 0.17, 15% WHT, DRP SUSP	0.00	0.00	253.09	253.09
11/04/2023	CNU NZD 0.17, 15% WHT, DRP SUSP	0.00	253.09	0.00	0.00
30/06/2023	Closing Balance	0.00	0.00	0.00	0.00

Date	Description	Quantity	Debits	Credits	Balance
Other Assets - Receivables / Investment Income Receivable / Foreign Income / Foreign Dividend / Shares in Listed Companies / Spark New Zealand Limited					
01/07/2022	Opening Balance	0.00	0.00	0.00	0.00
07/10/2022	SPK NZD 0.125, 0.02205882 SUP, 15% WHT, DRP SUSP	0.00	0.00	1,068.47	1,068.47
07/10/2022	SPK NZD 0.125, 0.02205882 SUP, 15% WHT, DRP SUSP	0.00	1,068.47	0.00	0.00
06/04/2023	SPK NZD 0.135, 0.02382353 SUP, 15% WHT, DRP SUSP	0.00	0.00	1,213.79	1,213.79
06/04/2023	SPK NZD 0.135, 0.02382353 SUP, 15% WHT, DRP SUSP	0.00	1,213.79	0.00	0.00
30/06/2023	Closing Balance	0.00	0.00	0.00	0.00
Other Assets - Receivables / Investment Income Receivable / Foreign Income / Foreign Dividend / Shares in Listed Companies / Virgin Money Uk PLC					
01/07/2022	Opening Balance	0.00	0.00	0.00	0.00
15/03/2023	VUK GBP 0.075	0.00	0.00	53.35	53.35
15/03/2023	VUK GBP 0.075	0.00	53.35	0.00	0.00
21/06/2023	VUK GBP 0.033	0.00	0.00	25.29	25.29
21/06/2023	VUK GBP 0.033	0.00	25.29	0.00	0.00
30/06/2023	Closing Balance	0.00	0.00	0.00	0.00
Other Assets - Receivables / Investment Income Receivable / Interest / Cash At Bank / Expand Inv Cash					
01/07/2022	Opening Balance	0.00	0.00	0.00	0.00
01/08/2022	Interest	0.00	0.00	16.05	16.05
01/08/2022	Interest	0.00	16.05	0.00	0.00

Date	Description	Quantity	Debits	Credits	Balance
01/09/2022	Interest	0.00	0.00	24.31	24.31
01/09/2022	Interest	0.00	24.31	0.00	0.00
01/10/2022	Interest	0.00	0.00	29.11	29.11
01/10/2022	Interest	0.00	29.11	0.00	0.00
01/11/2022	Interest	0.00	0.00	34.32	34.32
01/11/2022	Interest	0.00	34.32	0.00	0.00
01/12/2022	Interest	0.00	0.00	36.87	36.87
01/12/2022	Interest	0.00	36.87	0.00	0.00
01/01/2023	Interest	0.00	0.00	40.92	40.92
01/01/2023	Interest	0.00	40.92	0.00	0.00
01/02/2023	Interest	0.00	0.00	41.58	41.58
01/02/2023	Interest	0.00	41.58	0.00	0.00
01/03/2023	Interest	0.00	0.00	19.31	19.31
01/03/2023	Interest	0.00	19.31	0.00	0.00
01/04/2023	Interest	0.00	0.00	120.33	120.33
01/04/2023	Interest	0.00	120.33	0.00	0.00
01/05/2023	Interest	0.00	0.00	107.34	107.34
01/05/2023	Interest	0.00	107.34	0.00	0.00
24/05/2023	Interest	0.00	0.00	83.20	83.20
24/05/2023	Interest	0.00	83.20	0.00	0.00

Date	Description	Quantity	Debits	Credits	Balance
30/06/2023	Closing Balance	0.00	0.00	0.00	0.00
Other Assets - Receivables / Investment Income Receivable / Interest / Cash At Bank / MBL Bank Account					
01/07/2022	Opening Balance	0.00	0.00	0.00	0.00
29/07/2022	MACQUARIE CMA INTEREST PAID	0.00	0.00	14.54	14.54
29/07/2022	MACQUARIE CMA INTEREST PAID	0.00	14.54	0.00	0.00
31/08/2022	MACQUARIE CMA INTEREST PAID	0.00	0.00	11.32	11.32
31/08/2022	MACQUARIE CMA INTEREST PAID	0.00	11.32	0.00	0.00
30/09/2022	MACQUARIE CMA INTEREST PAID	0.00	0.00	10.56	10.56
30/09/2022	MACQUARIE CMA INTEREST PAID	0.00	10.56	0.00	0.00
31/10/2022	MACQUARIE CMA INTEREST PAID	0.00	0.00	19.35	19.35
31/10/2022	MACQUARIE CMA INTEREST PAID	0.00	19.35	0.00	0.00
30/11/2022	MACQUARIE CMA INTEREST PAID	0.00	0.00	25.55	25.55
30/11/2022	MACQUARIE CMA INTEREST PAID	0.00	25.55	0.00	0.00
30/12/2022	MACQUARIE CMA INTEREST PAID	0.00	0.00	45.67	45.67
30/12/2022	MACQUARIE CMA INTEREST PAID	0.00	45.67	0.00	0.00
31/01/2023	MACQUARIE CMA INTEREST PAID	0.00	0.00	33.65	33.65
31/01/2023	MACQUARIE CMA INTEREST PAID	0.00	33.65	0.00	0.00
28/02/2023	MACQUARIE CMA INTEREST PAID	0.00	0.00	13.83	13.83
28/02/2023	MACQUARIE CMA INTEREST PAID	0.00	13.83	0.00	0.00
31/03/2023	MACQUARIE CMA INTEREST PAID	0.00	0.00	54.85	54.85

Date	Description	Quantity	Debits	Credits	Balance
31/03/2023	MACQUARIE CMA INTEREST PAID	0.00	54.85	0.00	0.00
28/04/2023	MACQUARIE CMA INTEREST PAID	0.00	0.00	33.91	33.91
28/04/2023	MACQUARIE CMA INTEREST PAID	0.00	33.91	0.00	0.00
31/05/2023	MACQUARIE CMA INTEREST PAID	0.00	0.00	64.46	64.46
31/05/2023	MACQUARIE CMA INTEREST PAID	0.00	64.46	0.00	0.00
30/06/2023	MACQUARIE CMA INTEREST PAID	0.00	0.00	131.54	131.54
30/06/2023	MACQUARIE CMA INTEREST PAID	0.00	131.54	0.00	0.00
30/06/2023	Closing Balance	0.00	0.00	0.00	0.00
Other Assets - Receivables / Member Income Receivable / Contributions / Mr Thomas Witizens					
01/07/2022	Opening Balance	0.00	0.00	0.00	0.00
25/07/2022	Contribution Received	0.00	0.00	1,902.73	1,902.73
25/07/2022	SuperChoice P/L PC190722-189943455	0.00	1,902.73	0.00	0.00
19/08/2022	Contribution Received	0.00	0.00	1,977.90	1,977.90
19/08/2022	SuperChoice P/L PC150822-174751162	0.00	1,977.90	0.00	0.00
26/09/2022	Contribution Received	0.00	0.00	2,176.28	2,176.28
26/09/2022	SuperChoice P/L PC190922-150952708	0.00	2,176.28	0.00	0.00
20/10/2022	Contribution Received	0.00	0.00	2,365.28	2,365.28
20/10/2022	SuperChoice P/L PC131022-124422888	0.00	2,365.28	0.00	0.00
17/11/2022	Contribution Received	0.00	0.00	2,090.12	2,090.12
17/11/2022	SuperChoice P/L PC101122-108009245	0.00	2,090.12	0.00	0.00

Date	Description	Quantity	Debits	Credits	Balance
16/12/2022	Contribution Received	0.00	0.00	1,959.49	1,959.49
16/12/2022	SuperChoice P/L PC121222-192468507	0.00	1,959.49	0.00	0.00
20/01/2023	Contribution Received	0.00	0.00	2,170.72	2,170.72
20/01/2023	SuperChoice P/L PC130123-196162969	0.00	2,170.72	0.00	0.00
16/02/2023	Contribution Received	0.00	0.00	1,695.44	1,695.44
16/02/2023	SuperChoice P/L PC100223-165773810	0.00	1,695.44	0.00	0.00
17/03/2023	Contribution Received	0.00	0.00	1,270.19	1,270.19
17/03/2023	SuperChoice P/L PC100323-154913689	0.00	1,270.19	0.00	0.00
21/04/2023	Contribution Received	0.00	0.00	1,915.02	1,915.02
21/04/2023	SuperChoice P/L PC140423-160272074	0.00	1,915.02	0.00	0.00
17/05/2023	Contribution Received	0.00	0.00	2,015.07	2,015.07
17/05/2023	SuperChoice P/L PC100523-112161304	0.00	2,015.07	0.00	0.00
15/06/2023	Contribution Received	0.00	0.00	1,584.27	1,584.27
15/06/2023	SuperChoice P/L PC080623-183198939	0.00	1,584.27	0.00	0.00
30/06/2023	Closing Balance	0.00	0.00	0.00	0.00
Other Assets - Receivables / Sundry Debtors / Sundry					
01/07/2022	Opening Balance	0.00	0.00	0.00	23,385.30
01/07/2022	Distributions Receivable	0.00	0.00	2,784.03	20,601.27
25/08/2022	Distributions Receivable	0.00	0.00	41.25	20,560.02
21/09/2022	Distributions Receivable	0.00	0.00	344.85	20,215.17

Date	Description	Quantity	Debits	Credits	Balance
21/09/2022	Distributions Receivable	0.00	178.83	0.00	20,394.00
13/12/2022	Sundry Debtors	0.00	0.00	20,394.00	0.00
30/06/2023	Closing Balance	0.00	0.00	0.00	0.00
Other Assets - Current Tax Assets / Income Tax Payable					
01/07/2022	Opening Balance	0.00	0.00	0.00	196.01
19/07/2022	ATO ATO006000016435043	0.00	0.00	1,354.22	1,550.23
30/06/2023	Closing Balance	0.00	0.00	0.00	1,550.23
Other Assets - Current Tax Assets / Provision for Income Tax					
01/07/2022	Opening Balance	0.00	0.00	0.00	0.00
25/07/2022	Tax Effect Of Income	0.00	0.00	285.41	285.41
19/08/2022	Tax Effect Of Income	0.00	0.00	296.68	582.09
26/09/2022	Tax Effect Of Income	0.00	0.00	326.44	908.53
20/10/2022	Tax Effect Of Income	0.00	0.00	354.79	1,263.32
17/11/2022	Tax Effect Of Income	0.00	0.00	313.52	1,576.84
16/12/2022	Tax Effect Of Income	0.00	0.00	293.92	1,870.76
20/01/2023	Tax Effect Of Income	0.00	0.00	325.61	2,196.37
16/02/2023	Tax Effect Of Income	0.00	0.00	254.32	2,450.69
17/03/2023	Tax Effect Of Income	0.00	0.00	190.53	2,641.22
21/04/2023	Tax Effect Of Income	0.00	0.00	287.25	2,928.47
17/05/2023	Tax Effect Of Income	0.00	0.00	302.26	3,230.73

Date	Description	Quantity	Debits	Credits	Balance
15/06/2023	Tax Effect Of Income	0.00	0.00	237.64	3,468.37
30/06/2023	Tax Effect Of Income	0.00	0.00	8,359.88	11,828.25
30/06/2023	Closing Balance	0.00	0.00	0.00	11,828.25
Other Assets - Current Tax Assets / Franking Credits / Shares in Listed Companies / AMP Limited					
01/07/2022	Opening Balance	0.00	0.00	0.00	0.00
03/04/2023	AMP AUD 0.005 FRANKED, 30% CTR, 0.02 CFI, DRP NIL DISC	0.00	3.60	0.00	3.60
30/06/2023	Closing Balance	0.00	0.00	0.00	3.60
Other Assets - Current Tax Assets / Franking Credits / Shares in Listed Companies / ANZ Group Holdings Limited					
01/07/2022	Opening Balance	0.00	0.00	0.00	0.00
01/07/2022	Investment Income	0.00	649.23	0.00	649.23
15/12/2022	ANZ AUD 0.74 FRANKED, 30% CTR, DRP NIL DISC, BSP	0.00	732.28	0.00	1,381.51
30/06/2023	Closing Balance	0.00	0.00	0.00	1,381.51
Other Assets - Current Tax Assets / Franking Credits / Shares in Listed Companies / Ashley Services Group Limited					
01/07/2022	Opening Balance	0.00	0.00	0.00	0.00
16/09/2022	ASH AUD 0.03 FRANKED, 30% CTR	0.00	64.29	0.00	64.29
17/03/2023	ASH AUD 0.03 FRANKED, 30% CTR	0.00	64.29	0.00	128.58
30/06/2023	Closing Balance	0.00	0.00	0.00	128.58
Other Assets - Current Tax Assets / Franking Credits / Shares in Listed Companies / Australian Ethical Investment Limited					
01/07/2022	Opening Balance	0.00	0.00	0.00	0.00

Date	Description	Quantity	Debits	Credits	Balance
15/09/2022	AEF AUD 0.03 FRANKED, 30% CTR, DRP SUSP	0.00	25.71	0.00	25.71
16/03/2023	AEF AUD 0.02 FRANKED, 30% CTR	0.00	17.14	0.00	42.85
30/06/2023	Closing Balance	0.00	0.00	0.00	42.85
Other Assets - Current Tax Assets / Franking Credits / Shares in Listed Companies / BHP Group Limited					
01/07/2022	Opening Balance	0.00	0.00	0.00	0.00
22/09/2022	BHP USD 1.75, 1.75 FRANKED, 30% CTR, DRP NIL DISC	0.00	790.71	0.00	790.71
30/03/2023	BHP USD 0.9, 0.9 FRANKED, 30% CTR, DRP NIL DISC	0.00	450.58	0.00	1,241.29
30/06/2023	Closing Balance	0.00	0.00	0.00	1,241.29
Other Assets - Current Tax Assets / Franking Credits / Shares in Listed Companies / Bluescope Steel Limited					
01/07/2022	Opening Balance	0.00	0.00	0.00	0.00
28/03/2023	BSL AUD 0.25 FRANKED, 30% CTR, DRP SUSP	0.00	129.43	0.00	129.43
30/06/2023	Closing Balance	0.00	0.00	0.00	129.43
Other Assets - Current Tax Assets / Franking Credits / Shares in Listed Companies / Commonwealth Bank Of Australia					
01/07/2022	Opening Balance	0.00	0.00	0.00	0.00
29/09/2022	CBA AUD 2.1 FRANKED, 30% CTR, DRP NIL DISC	0.00	437.40	0.00	437.40
30/03/2023	CBA AUD 2.1 FRANKED, 30% CTR, DRP NIL DISC	0.00	446.40	0.00	883.80
30/06/2023	Closing Balance	0.00	0.00	0.00	883.80

Date	Description	Quantity	Debits	Credits	Balance
Other Assets - Current Tax Assets / Franking Credits / Shares in Listed Companies / CSL Limited					
01/07/2022	Opening Balance	0.00	0.00	0.00	0.00
05/10/2022	CSL USD 1.18, 0.118 FRANKED, 30% CTR, 1.062 CFI, DRP SUSP	0.00	8.59	0.00	8.59
30/06/2023	Closing Balance	0.00	0.00	0.00	8.59
Other Assets - Current Tax Assets / Franking Credits / Shares in Listed Companies / Domino's Pizza Enterprises Limited					
01/07/2022	Opening Balance	0.00	0.00	0.00	0.00
15/09/2022	DMP AUD 0.4767 FRANKED, 30% CTR, NIL CFI	0.00	40.86	0.00	40.86
16/03/2023	DMP AUD 0.4044 FRANKED, 30% CTR, NIL CFI	0.00	66.72	0.00	107.58
30/06/2023	Closing Balance	0.00	0.00	0.00	107.58
Other Assets - Current Tax Assets / Franking Credits / Shares in Listed Companies / Endeavour Group Limited					
01/07/2022	Opening Balance	0.00	0.00	0.00	0.00
16/09/2022	EDV AUD 0.077 FRANKED, 30% CTR	0.00	6.96	0.00	6.96
20/03/2023	EDV AUD 0.143 FRANKED, 30% CTR	0.00	12.93	0.00	19.89
30/06/2023	Closing Balance	0.00	0.00	0.00	19.89
Other Assets - Current Tax Assets / Franking Credits / Shares in Listed Companies / Insurance Australia Group Limited					
01/07/2022	Opening Balance	0.00	0.00	0.00	0.00
22/09/2022	IAG AUD 0.035 FRANKED, 30% CTR, 0.015 CFI, DRP	0.00	85.76	0.00	85.76
23/03/2023	IAG AUD 0.018 FRANKED, 30% CTR, 0.042 CFI, DRP SUSP	0.00	46.50	0.00	132.26

Date	Description	Quantity	Debits	Credits	Balance
30/06/2023	Closing Balance	0.00	0.00	0.00	132.26
Other Assets - Current Tax Assets / Franking Credits / Shares in Listed Companies / Johns Lyng Group Limited					
01/07/2022	Opening Balance	0.00	0.00	0.00	0.00
19/09/2022	JLG AUD 0.03 FRANKED, 30% CTR	0.00	12.86	0.00	12.86
14/03/2023	JLG AUD 0.045 FRANKED, 30% CTR	0.00	19.29	0.00	32.15
30/06/2023	Closing Balance	0.00	0.00	0.00	32.15
Other Assets - Current Tax Assets / Franking Credits / Shares in Listed Companies / Macquarie Group Limited					
01/07/2022	Opening Balance	0.00	0.00	0.00	0.00
04/07/2022	Investment Income	0.00	526.80	0.00	526.80
13/12/2022	MQG AUD 1.2 FRANKED, 30% CTR, 1.8 CFI, DRP NIL DISC	0.00	460.80	0.00	987.60
30/06/2023	Closing Balance	0.00	0.00	0.00	987.60
Other Assets - Current Tax Assets / Franking Credits / Shares in Listed Companies / National Australia Bank Limited					
01/07/2022	Opening Balance	0.00	0.00	0.00	0.00
05/07/2022	Investment Income	0.00	931.69	0.00	931.69
14/12/2022	NAB AUD 0.78 FRANKED, 30% CTR, DRP NIL DISC, BSP	0.00	1,018.57	0.00	1,950.26
30/06/2023	Closing Balance	0.00	0.00	0.00	1,950.26
Other Assets - Current Tax Assets / Franking Credits / Shares in Listed Companies / Origin Energy Limited					
01/07/2022	Opening Balance	0.00	0.00	0.00	0.00

Date	Description	Quantity	Debits	Credits	Balance
30/09/2022	ORG AUD 0.12375 FRANKED, 30% CTR, NIL CFI, DRP SUSP	0.00	28.11	0.00	28.11
24/03/2023	ORG AUD 0.165 FRANKED, 30% CTR, DRP SUSP	0.00	37.48	0.00	65.59
30/06/2023	Closing Balance	0.00	0.00	0.00	65.59
Other Assets - Current Tax Assets / Franking Credits / Shares in Listed Companies / Rio Tinto Limited					
01/07/2022	Opening Balance	0.00	0.00	0.00	0.00
22/09/2022	RIO AUD 3.837 FRANKED, 30% CTR, DRP NIL DISC	0.00	716.97	0.00	716.97
20/04/2023	RIO AUD 3.2649 FRANKED, 30% CTR, DRP NIL DISC	0.00	635.25	0.00	1,352.22
30/06/2023	Closing Balance	0.00	0.00	0.00	1,352.22
Other Assets - Current Tax Assets / Franking Credits / Shares in Listed Companies / South32 Limited					
01/07/2022	Opening Balance	0.00	0.00	0.00	0.00
13/10/2022	S32 USD 0.14, 0.03 SPEC, 0.17 FRANKED, 30% CTR	0.00	77.87	0.00	77.87
06/04/2023	S32 USD 0.049, 0.049 FRANKED, 30% CTR	0.00	22.73	0.00	100.60
30/06/2023	Closing Balance	0.00	0.00	0.00	100.60
Other Assets - Current Tax Assets / Franking Credits / Shares in Listed Companies / Steadfast Group Limited					
01/07/2022	Opening Balance	0.00	0.00	0.00	0.00
09/09/2022	SDF AUD 0.078 FRANKED, 30% CTR, DRP NIL DISC	0.00	33.43	0.00	33.43
22/03/2023	SDF AUD 0.06 FRANKED, 30% CTR, DRP	0.00	26.10	0.00	59.53

Date	Description	Quantity	Debits	Credits	Balance
30/06/2023	Closing Balance	0.00	0.00	0.00	59.53
Other Assets - Current Tax Assets / Franking Credits / Shares in Listed Companies / Suncorp Group Limited					
01/07/2022	Opening Balance	0.00	0.00	0.00	0.00
21/09/2022	SUN AUD 0.17 FRANKED, 30% CTR, DRP NIL DISC	0.00	314.45	0.00	314.45
31/03/2023	SUN AUD 0.33 FRANKED, 30% CTR, DRP NIL DISC	0.00	619.88	0.00	934.33
30/06/2023	Closing Balance	0.00	0.00	0.00	934.33
Other Assets - Current Tax Assets / Franking Credits / Shares in Listed Companies / Telstra Group Limited					
01/07/2022	Opening Balance	0.00	0.00	0.00	0.00
21/09/2022	TLS AUD 0.01 SPEC, 0.085 FRANKED, 30% CTR, DRP NIL DISC	0.00	121.41	0.00	121.41
31/03/2023	TLS AUD 0.085 FRANKED, 30% CTR, DRP NIL DISC	0.00	142.22	0.00	263.63
30/06/2023	Closing Balance	0.00	0.00	0.00	263.63
Other Assets - Current Tax Assets / Franking Credits / Shares in Listed Companies / Treasury Wine Estates Limited					
01/07/2022	Opening Balance	0.00	0.00	0.00	0.00
30/09/2022	TWE AUD 0.16 FRANKED, 30% CTR, DRP NIL DISC	0.00	16.39	0.00	16.39
04/04/2023	TWE AUD 0.18 FRANKED, 30% CTR, DRP NIL DISC	0.00	18.44	0.00	34.83
30/06/2023	Closing Balance	0.00	0.00	0.00	34.83
Other Assets - Current Tax Assets / Franking Credits / Shares in Listed Companies / Washington H Soul Pattinson & Company Limited					

Date	Description	Quantity	Debits	Credits	Balance
01/07/2022	Opening Balance	0.00	0.00	0.00	0.00
12/12/2022	SOL AUD 0.15 SPEC, 0.58 FRANKED, 30% CTR	0.00	174.00	0.00	174.00
12/05/2023	SOL AUD 0.36 FRANKED, 30% CTR	0.00	169.71	0.00	343.71
30/06/2023	Closing Balance	0.00	0.00	0.00	343.71
Other Assets - Current Tax Assets / Franking Credits / Shares in Listed Companies / Wesfarmers Limited					
01/07/2022	Opening Balance	0.00	0.00	0.00	0.00
06/10/2022	WES AUD 1 FRANKED, 30% CTR, DRP NIL DISC	0.00	150.00	0.00	150.00
28/03/2023	WES AUD 0.88 FRANKED, 30% CTR, DRP NIL DISC	0.00	172.35	0.00	322.35
30/06/2023	Closing Balance	0.00	0.00	0.00	322.35
Other Assets - Current Tax Assets / Franking Credits / Shares in Listed Companies / Westpac Banking Corporation					
01/07/2022	Opening Balance	0.00	0.00	0.00	0.00
20/12/2022	WBC AUD 0.64 FRANKED, 30% CTR, DRP NIL DISC	0.00	576.27	0.00	576.27
27/06/2023	WBC AUD 0.7 FRANKED, 30% CTR, DRP NIL DISC	0.00	647.10	0.00	1,223.37
30/06/2023	Closing Balance	0.00	0.00	0.00	1,223.37
Other Assets - Current Tax Assets / Franking Credits / Shares in Listed Companies / Woodside Energy Group Limited					
01/07/2022	Opening Balance	0.00	0.00	0.00	0.00
06/10/2022	WDS USD 1.09, 1.09 FRANKED, 30% CTR, DRP NIL DISC	0.00	89.12	0.00	89.12

Date	Description	Quantity	Debits	Credits	Balance
05/04/2023	WDS USD 1.44, 1.44 FRANKED, 30% CTR, DRP SUSP	0.00	125.57	0.00	214.69
30/06/2023	Closing Balance	0.00	0.00	0.00	214.69
Other Assets - Current Tax Assets / Franking Credits / Shares in Listed Companies / Woolworths Group Limited					
01/07/2022	Opening Balance	0.00	0.00	0.00	0.00
27/09/2022	WOW AUD 0.53 FRANKED, 30% CTR, DRP NIL DISC	0.00	49.06	0.00	49.06
13/04/2023	WOW AUD 0.46 FRANKED, 30% CTR, DRP NIL DISC	0.00	43.17	0.00	92.23
30/06/2023	Closing Balance	0.00	0.00	0.00	92.23
Other Assets - Current Tax Assets / Franking Credits / Goodman Group					
01/07/2022	Opening Balance	0.00	0.00	0.00	0.00
25/08/2022	Distribution - Tax Statement	0.00	0.04	0.00	0.04
29/12/2022	Distribution - Tax Statement	0.00	0.25	0.00	0.29
29/06/2023	Distribution - Tax Statement	0.00	0.26	0.00	0.55
30/06/2023	Closing Balance	0.00	0.00	0.00	0.55
Other Assets - Current Tax Assets / Franking Credits / Lendlease Group					
01/07/2022	Opening Balance	0.00	0.00	0.00	0.00
21/09/2022	LLC AUD 0.04278193 FRANKED, 30% CTR, 0.01426064 CFI	0.00	57.48	0.00	57.48
30/06/2023	Closing Balance	0.00	0.00	0.00	57.48
Other Assets - Current Tax Assets / Franking Credits / Scentre Group					

Date	Description	Quantity	Debits	Credits	Balance
01/07/2022	Opening Balance	0.00	0.00	0.00	0.00
15/08/2022	Distribution - Tax Statement	0.00	3.68	0.00	3.68
16/02/2023	Distribution - Tax Statement	0.00	4.05	0.00	7.73
30/06/2023	Closing Balance	0.00	0.00	0.00	7.73
Other Assets - Current Tax Assets / Foreign Tax Credits / Managed Investments / Nikko AM New Asia Fund <T>					
01/07/2022	Opening Balance	0.00	0.00	0.00	0.00
27/10/2022	Distribution - Tax Statement	0.00	0.20	0.00	0.20
03/03/2023	Distribution - Tax Statement	0.00	141.38	0.00	141.58
30/06/2023	Closing Balance	0.00	0.00	0.00	141.58
Other Assets - Current Tax Assets / Foreign Tax Credits / Shares in Listed Companies / Chorus Limited					
01/07/2022	Opening Balance	0.00	0.00	0.00	0.00
11/10/2022	CNU NZD 0.21, 15% WHT, DRP NIL DISC	0.00	50.58	0.00	50.58
11/04/2023	CNU NZD 0.17, 15% WHT, DRP SUSP	0.00	44.15	0.00	94.73
30/06/2023	Closing Balance	0.00	0.00	0.00	94.73
Other Assets - Current Tax Assets / Foreign Tax Credits / Shares in Listed Companies / Spark New Zealand Limited					
01/07/2022	Opening Balance	0.00	0.00	0.00	0.00
07/10/2022	SPK NZD 0.125, 0.02205882 SUP, 15% WHT, DRP SUSP	0.00	188.55	0.00	188.55
06/04/2023	SPK NZD 0.135, 0.02382353 SUP, 15% WHT, DRP SUSP	0.00	214.20	0.00	402.75
30/06/2023	Closing Balance	0.00	0.00	0.00	402.75

Date	Description	Quantity	Debits	Credits	Balance
Other Assets - Current Tax Assets / Foreign Tax Credits / Goodman Group					
01/07/2022	Opening Balance	0.00	0.00	0.00	0.00
25/08/2022	Distribution - Tax Statement	0.00	0.04	0.00	0.04
29/12/2022	Distribution - Tax Statement	0.00	0.24	0.00	0.28
29/06/2023	Distribution - Tax Statement	0.00	0.25	0.00	0.53
30/06/2023	Closing Balance	0.00	0.00	0.00	0.53
Other Assets - Current Tax Assets / Foreign Tax Credits / Lendlease Group					
01/07/2022	Opening Balance	0.00	0.00	0.00	0.00
17/02/2023	Distribution - Tax Statement	0.00	4.04	0.00	4.04
30/06/2023	Distribution - Tax Statement	0.00	6.95	0.00	10.99
30/06/2023	Closing Balance	0.00	0.00	0.00	10.99
Other Assets - Current Tax Assets / Foreign Tax Credits / Scentre Group					
01/07/2022	Opening Balance	0.00	0.00	0.00	0.00
15/08/2022	Distribution - Tax Statement	0.00	0.13	0.00	0.13
16/02/2023	Distribution - Tax Statement	0.00	0.15	0.00	0.28
30/06/2023	Closing Balance	0.00	0.00	0.00	0.28
Other Assets - Current Tax Assets / Foreign Tax Credits / Units In Listed Unit Trusts / Betashares Nasdaq 100 ETF					
01/07/2022	Opening Balance	0.00	0.00	0.00	0.00
03/01/2023	Distribution - Tax Statement	0.00	0.72	0.00	0.72
30/06/2023	Distribution - Tax Statement	0.00	18.21	0.00	18.93

Date	Description	Quantity	Debits	Credits	Balance
30/06/2023	Closing Balance	0.00	0.00	0.00	18.93
Other Assets - Current Tax Assets / Income Tax Instalments Paid					
01/07/2022	Opening Balance	0.00	0.00	0.00	0.00
31/03/2023	Mar23 PAYGI	0.00	329.00	0.00	329.00
30/06/2023	Jun23 PAYGI	0.00	329.00	0.00	658.00
30/06/2023	Closing Balance	0.00	0.00	0.00	658.00
Other Creditors and Accruals / Accountancy Fee					
01/07/2022	Opening Balance	0.00	0.00	0.00	0.00
30/06/2023	SMSF Statement	0.00	0.00	3,080.00	3,080.00
30/06/2023	SMSF Statement	0.00	3,080.00	0.00	0.00
30/06/2023	Closing Balance	0.00	0.00	0.00	0.00
Other Creditors and Accruals / Fund Administration Fee					
01/07/2022	Opening Balance	0.00	0.00	0.00	0.00
05/07/2022	TRANSACT FUNDS TFR TO T WITRZENS JULIE T	0.00	0.00	999.00	999.00
05/07/2022	TRANSACT FUNDS TFR TO T WITRZENS JULIE T	0.00	999.00	0.00	0.00
03/01/2023	TRANSACT FUNDS TFR TO T WITRZENS JULIE T	0.00	0.00	999.00	999.00
03/01/2023	TRANSACT FUNDS TFR TO T WITRZENS JULIE T	0.00	999.00	0.00	0.00
27/01/2023	TRANSACT FUNDS TFR TO T WITRZENS JULIE T	0.00	0.00	999.00	999.00

Date	Description	Quantity	Debits	Credits	Balance
27/01/2023	TRANSACT FUNDS TFR TO T WITZENS JULIE T	0.00	999.00	0.00	0.00
24/05/2023	Management fee - Account keeping fee	0.00	0.00	161.76	161.76
24/05/2023	Management fee - Account keeping fee	0.00	161.76	0.00	0.00
24/05/2023	Management fee - Administration fee	0.00	0.00	211.86	211.86
24/05/2023	Management fee - Administration fee	0.00	211.86	0.00	0.00
30/06/2023	Closing Balance	0.00	0.00	0.00	0.00
Other Creditors and Accruals / Sundry					
01/07/2022	Opening Balance	0.00	0.00	0.00	2,970.00
15/08/2022	Sundry Creditors	0.00	2,970.00	0.00	0.00
30/06/2023	Closing Balance	0.00	0.00	0.00	0.00
Income Tax Suspense					
01/07/2022	Opening Balance	0.00	0.00	0.00	0.00
19/07/2022	ATO ATO006000016435043	0.00	0.00	1,095.93	1,095.93
19/07/2022	ATO ATO006000016435043	0.00	1,095.93	0.00	0.00
30/06/2023	Closing Balance	0.00	0.00	0.00	0.00
Other Taxes Payable / Activity Statement Payable/Refundable					
01/07/2022	Opening Balance	0.00	0.00	0.00	0.00
31/03/2023	Mar23 PAYGI	0.00	0.00	329.00	329.00
30/06/2023	Jun23 PAYGI	0.00	0.00	329.00	658.00

Date	Description	Quantity	Debits	Credits	Balance
30/06/2023	Closing Balance	0.00	0.00	0.00	658.00
Fund Suspense / Expand Inv Cash					
01/07/2022	Opening Balance	0.00	0.00	0.00	0.00
01/07/2022	Income	0.00	0.00	2,784.03	2,784.03
01/07/2022	Income	0.00	2,784.03	0.00	0.00
01/08/2022	Interest	0.00	0.00	16.05	16.05
01/08/2022	Interest	0.00	16.05	0.00	0.00
01/09/2022	Interest	0.00	0.00	24.31	24.31
01/09/2022	Interest	0.00	24.31	0.00	0.00
01/10/2022	Interest	0.00	0.00	29.11	29.11
01/10/2022	Interest	0.00	29.11	0.00	0.00
27/10/2022	TGP0006AU Dist	0.00	0.00	58.06	58.06
27/10/2022	TGP0006AU Dist	0.00	58.06	0.00	0.00
01/11/2022	Interest	0.00	0.00	34.32	34.32
01/11/2022	Interest	0.00	34.32	0.00	0.00
01/12/2022	Interest	0.00	0.00	36.87	36.87
01/12/2022	Interest	0.00	36.87	0.00	0.00
01/01/2023	Interest	0.00	0.00	40.92	40.92
01/01/2023	Interest	0.00	40.92	0.00	0.00
01/02/2023	Interest	0.00	0.00	41.58	41.58

Date	Description	Quantity	Debits	Credits	Balance
01/02/2023	Interest	0.00	41.58	0.00	0.00
10/02/2023	Withdrawal	0.00	0.00	12,000.00	12,000.00
10/02/2023	Withdrawal	0.00	12,000.00	0.00	0.00
01/03/2023	Interest	0.00	0.00	19.31	19.31
01/03/2023	Interest	0.00	19.31	0.00	0.00
03/03/2023	TGP0006AU Dist	0.00	0.00	40,904.30	40,904.30
03/03/2023	TGP0006AU Dist	0.00	40,904.30	0.00	0.00
10/03/2023	Withdrawal	0.00	0.00	2,651.78	2,651.78
10/03/2023	Withdrawal	0.00	2,651.78	0.00	0.00
01/04/2023	Interest	0.00	0.00	120.33	120.33
01/04/2023	Interest	0.00	120.33	0.00	0.00
01/05/2023	Interest	0.00	0.00	107.34	107.34
01/05/2023	Interest	0.00	107.34	0.00	0.00
05/05/2023	TGP0006AU Sale 23106.836700	0.00	0.00	733.20	733.20
05/05/2023	TGP0006AU Sale 23106.836700	0.00	733.20	0.00	0.00
05/05/2023	TGP0006AU Sale 259.1938	0.00	0.00	8.22	8.22
05/05/2023	TGP0006AU Sale 259.1938	0.00	8.22	0.00	0.00
24/05/2023	Interest	0.00	0.00	83.20	83.20
24/05/2023	Interest	0.00	83.20	0.00	0.00
24/05/2023	Management fee - Account keeping fee	0.00	0.00	161.76	161.76

Date	Description	Quantity	Debits	Credits	Balance
24/05/2023	Management fee - Account keeping fee	0.00	161.76	0.00	0.00
24/05/2023	Management fee - Administration fee	0.00	0.00	211.86	211.86
24/05/2023	Management fee - Administration fee	0.00	211.86	0.00	0.00
24/05/2023	Withdrawal	0.00	0.00	43,007.61	43,007.61
24/05/2023	Withdrawal	0.00	43,007.61	0.00	0.00
30/06/2023	Closing Balance	0.00	0.00	0.00	0.00
Fund Suspense / MBL Bank Account					
01/07/2022	Opening Balance	0.00	0.00	0.00	0.00
05/07/2022	TRANSACT FUNDS TFR TO T WITRZENS JULIE T	0.00	0.00	999.00	999.00
05/07/2022	TRANSACT FUNDS TFR TO T WITRZENS JULIE T	0.00	999.00	0.00	0.00
14/07/2022	MOT CNT22351267 BUY 200 DMP	0.00	0.00	13,815.95	13,815.95
14/07/2022	MOT CNT22351267 BUY 200 DMP	0.00	13,815.95	0.00	0.00
14/07/2022	MOT CNT22351294 BUY 400 NDQ	0.00	0.00	10,859.95	10,859.95
14/07/2022	MOT CNT22351294 BUY 400 NDQ	0.00	10,859.95	0.00	0.00
14/07/2022	MOT CNT22351310 BUY 500 SOL	0.00	0.00	12,022.66	12,022.66
14/07/2022	MOT CNT22351310 BUY 500 SOL	0.00	12,022.66	0.00	0.00
14/07/2022	MOT CNT22351316 BUY 250 WES	0.00	0.00	11,224.95	11,224.95
14/07/2022	MOT CNT22351316 BUY 250 WES	0.00	11,224.95	0.00	0.00
14/07/2022	MOT CNT22351334 BUY 2000 AEF	0.00	0.00	10,262.06	10,262.06

Date	Description	Quantity	Debits	Credits	Balance
14/07/2022	MOT CNT22351334 BUY 2000 AEF	0.00	10,262.06	0.00	0.00
14/07/2022	MOT CNT22351354 BUY 5000 ASH	0.00	0.00	3,594.95	3,594.95
14/07/2022	MOT CNT22351354 BUY 5000 ASH	0.00	3,594.95	0.00	0.00
19/07/2022	ATO ATO006000016435043	0.00	0.00	1,095.93	1,095.93
19/07/2022	ATO ATO006000016435043	0.00	1,095.93	0.00	0.00
20/07/2022	MOT CNT22366445 BUY 1000 JLG	0.00	0.00	7,086.74	7,086.74
20/07/2022	MOT CNT22366445 BUY 1000 JLG	0.00	7,086.74	0.00	0.00
25/07/2022	SuperChoice P/L PC190722-189943455	0.00	0.00	1,902.73	1,902.73
25/07/2022	SuperChoice P/L PC190722-189943455	0.00	1,902.73	0.00	0.00
27/07/2022	BPAY TO 2022 ANZ PAITREO	0.00	0.00	2,740.50	2,740.50
27/07/2022	BPAY TO 2022 ANZ PAITREO	0.00	2,740.50	0.00	0.00
29/07/2022	MACQUARIE CMA INTEREST PAID	0.00	0.00	14.54	14.54
29/07/2022	MACQUARIE CMA INTEREST PAID	0.00	14.54	0.00	0.00
15/08/2022	TRANSACT FUNDS TFR TO AUSTRALIAN UNITY T	0.00	0.00	2,970.00	2,970.00
15/08/2022	TRANSACT FUNDS TFR TO AUSTRALIAN UNITY T	0.00	2,970.00	0.00	0.00
17/08/2022	MOT CNT22468216 BUY 100 WES	0.00	0.00	4,770.95	4,770.95
17/08/2022	MOT CNT22468216 BUY 100 WES	0.00	4,770.95	0.00	0.00
17/08/2022	MOT CNT22468234 BUY 200 SOL	0.00	0.00	5,144.93	5,144.93
17/08/2022	MOT CNT22468234 BUY 200 SOL	0.00	5,144.93	0.00	0.00

Date	Description	Quantity	Debits	Credits	Balance
17/08/2022	MOT CNT22468251 BUY 100 NDQ	0.00	0.00	2,960.95	2,960.95
17/08/2022	MOT CNT22468251 BUY 100 NDQ	0.00	2,960.95	0.00	0.00
19/08/2022	SuperChoice P/L PC150822-174751162	0.00	0.00	1,977.90	1,977.90
19/08/2022	SuperChoice P/L PC150822-174751162	0.00	1,977.90	0.00	0.00
25/08/2022	GOODMAN GROUP AUG22/00813036	0.00	0.00	49.50	49.50
25/08/2022	GOODMAN GROUP AUG22/00813036	0.00	8.25	0.00	41.25
25/08/2022	GOODMAN GROUP AUG22/00813036	0.00	41.25	0.00	0.00
31/08/2022	GPT DST 001281110006	0.00	0.00	38.10	38.10
31/08/2022	GPT DST 001281110006	0.00	38.10	0.00	0.00
31/08/2022	MACQUARIE CMA INTEREST PAID	0.00	0.00	11.32	11.32
31/08/2022	MACQUARIE CMA INTEREST PAID	0.00	11.32	0.00	0.00
31/08/2022	SCG DISTRIBUTION AUG22/00841665	0.00	0.00	28.04	28.04
31/08/2022	SCG DISTRIBUTION AUG22/00841665	0.00	28.04	0.00	0.00
15/09/2022	AEF FNL DIV 001282716502	0.00	0.00	60.00	60.00
15/09/2022	AEF FNL DIV 001282716502	0.00	60.00	0.00	0.00
15/09/2022	DMP FNL DIV 001282493966	0.00	0.00	136.20	136.20
15/09/2022	DMP FNL DIV 001282493966	0.00	136.20	0.00	0.00
16/09/2022	ASH DIV 001282573176	0.00	0.00	150.00	150.00
16/09/2022	ASH DIV 001282573176	0.00	150.00	0.00	0.00
16/09/2022	EDV DIV 001282852791	0.00	0.00	16.25	16.25

Date	Description	Quantity	Debits	Credits	Balance
16/09/2022	EDV DIV 001282852791	0.00	16.25	0.00	0.00
19/09/2022	JLG FNL DIV 001283212596	0.00	0.00	30.00	30.00
19/09/2022	JLG FNL DIV 001283212596	0.00	30.00	0.00	0.00
21/09/2022	IAG DIVIDEND PYT FIN22/00931630	0.00	0.00	53.05	53.05
21/09/2022	IAG DIVIDEND PYT FIN22/00931630	0.00	53.05	0.00	0.00
26/09/2022	SuperChoice P/L PC190922-150952708	0.00	0.00	2,176.28	2,176.28
26/09/2022	SuperChoice P/L PC190922-150952708	0.00	2,176.28	0.00	0.00
30/09/2022	MACQUARIE CMA INTEREST PAID	0.00	0.00	10.56	10.56
30/09/2022	MACQUARIE CMA INTEREST PAID	0.00	10.56	0.00	0.00
30/09/2022	Origin Energy S00044610621	0.00	0.00	87.45	87.45
30/09/2022	Origin Energy S00044610621	0.00	87.45	0.00	0.00
30/09/2022	TREASURY WINES FIN22/00841334	0.00	0.00	38.24	38.24
30/09/2022	TREASURY WINES FIN22/00841334	0.00	38.24	0.00	0.00
05/10/2022	CSL LTD DIVIDEND AUF22/00974886	0.00	0.00	200.45	200.45
05/10/2022	CSL LTD DIVIDEND AUF22/00974886	0.00	200.45	0.00	0.00
07/10/2022	Origin Energy S00044610621	0.00	0.00	1.38	1.38
07/10/2022	Origin Energy S00044610621	0.00	1.38	0.00	0.00
07/10/2022	SPARK NEW ZEALAN 001284835741	0.00	0.00	1,068.47	1,068.47
07/10/2022	SPARK NEW ZEALAN 001284835741	0.00	1,068.47	0.00	0.00
12/10/2022	BSL FNL DIV 001284671748	0.00	0.00	302.00	302.00

Date	Description	Quantity	Debits	Credits	Balance
12/10/2022	BSL FNL DIV 001284671748	0.00	302.00	0.00	0.00
13/10/2022	SOUTH32 DIVIDEND RAU22/00966491	0.00	0.00	181.69	181.69
13/10/2022	SOUTH32 DIVIDEND RAU22/00966491	0.00	181.69	0.00	0.00
20/10/2022	SuperChoice P/L PC131022-124422888	0.00	0.00	2,365.28	2,365.28
20/10/2022	SuperChoice P/L PC131022-124422888	0.00	2,365.28	0.00	0.00
31/10/2022	MACQUARIE CMA INTEREST PAID	0.00	0.00	19.35	19.35
31/10/2022	MACQUARIE CMA INTEREST PAID	0.00	19.35	0.00	0.00
17/11/2022	SuperChoice P/L PC101122-108009245	0.00	0.00	2,090.12	2,090.12
17/11/2022	SuperChoice P/L PC101122-108009245	0.00	2,090.12	0.00	0.00
30/11/2022	MACQUARIE CMA INTEREST PAID	0.00	0.00	25.55	25.55
30/11/2022	MACQUARIE CMA INTEREST PAID	0.00	25.55	0.00	0.00
12/12/2022	SOL DIV PAYMENT DEC22/00821856	0.00	0.00	406.00	406.00
12/12/2022	SOL DIV PAYMENT DEC22/00821856	0.00	406.00	0.00	0.00
13/12/2022	CIM REPLACEMENT DIS22/90108361	0.00	0.00	20,394.00	20,394.00
13/12/2022	CIM REPLACEMENT DIS22/90108361	0.00	20,394.00	0.00	0.00
16/12/2022	SuperChoice P/L PC121222-192468507	0.00	0.00	1,959.49	1,959.49
16/12/2022	SuperChoice P/L PC121222-192468507	0.00	1,959.49	0.00	0.00
22/12/2022	BPAY TO DOMINO PIZZA ENTERPR	0.00	0.00	11,939.90	11,939.90
22/12/2022	BPAY TO DOMINO PIZZA ENTERPR	0.00	15,000.00	0.00	3,060.10
23/12/2022	ONEMARKET LTD AUD22/00819422	0.00	0.00	0.75	3,059.35

Date	Description	Quantity	Debits	Credits	Balance
23/12/2022	ONEMARKET LTD AUD22/00819422	0.00	0.75	0.00	3,060.10
30/12/2022	BPAY TO DOMINO PIZZA ENTERPR	0.00	0.00	3,060.10	0.00
30/12/2022	DMP SPP REF 001287886729	0.00	0.00	3,060.10	3,060.10
30/12/2022	DMP SPP REF 001287886729	0.00	3,060.10	0.00	0.00
30/12/2022	MACQUARIE CMA INTEREST PAID	0.00	0.00	45.67	45.67
30/12/2022	MACQUARIE CMA INTEREST PAID	0.00	45.67	0.00	0.00
03/01/2023	TRANSACT FUNDS TFR TO T WITZENS JULIE T	0.00	0.00	999.00	999.00
03/01/2023	TRANSACT FUNDS TFR TO T WITZENS JULIE T	0.00	999.00	0.00	0.00
05/01/2023	MOT CNT22977830 BUY 500 TLS	0.00	0.00	2,014.95	2,014.95
05/01/2023	MOT CNT22977830 BUY 500 TLS	0.00	2,014.95	0.00	0.00
05/01/2023	MOT CNT22977842 BUY 200 SOL	0.00	0.00	5,517.95	5,517.95
05/01/2023	MOT CNT22977842 BUY 200 SOL	0.00	5,517.95	0.00	0.00
05/01/2023	MOT CNT22977871 BUY 250 IAG	0.00	0.00	1,207.45	1,207.45
05/01/2023	MOT CNT22977871 BUY 250 IAG	0.00	1,207.45	0.00	0.00
06/01/2023	MOT CNT22980805 SELL 300 GPT	0.00	0.00	1,255.05	1,255.05
06/01/2023	MOT CNT22980805 SELL 300 GPT	0.00	1,255.05	0.00	0.00
06/01/2023	MOT CNT22982495 BUY 1000 LTR	0.00	0.00	1,269.95	1,269.95
06/01/2023	MOT CNT22982495 BUY 1000 LTR	0.00	1,269.95	0.00	0.00
06/01/2023	MOT CNT22982564 BUY 100 WES	0.00	0.00	4,661.95	4,661.95

Date	Description	Quantity	Debits	Credits	Balance
06/01/2023	MOT CNT22982564 BUY 100 WES	0.00	4,661.95	0.00	0.00
20/01/2023	SuperChoice P/L PC130123-196162969	0.00	0.00	2,170.72	2,170.72
20/01/2023	SuperChoice P/L PC130123-196162969	0.00	2,170.72	0.00	0.00
27/01/2023	TRANSACT FUNDS TFR TO T WITZENS JULIE T	0.00	0.00	999.00	999.00
27/01/2023	TRANSACT FUNDS TFR TO T WITZENS JULIE T	0.00	999.00	0.00	0.00
31/01/2023	MACQUARIE CMA INTEREST PAID	0.00	0.00	33.65	33.65
31/01/2023	MACQUARIE CMA INTEREST PAID	0.00	33.65	0.00	0.00
31/01/2023	MOT CNT23052407 BUY 10000 CXM	0.00	0.00	1,519.95	1,519.95
31/01/2023	MOT CNT23052407 BUY 10000 CXM	0.00	1,519.95	0.00	0.00
31/01/2023	MOT CNT23052465 BUY 10000 DRE	0.00	0.00	999.95	999.95
31/01/2023	MOT CNT23052465 BUY 10000 DRE	0.00	999.95	0.00	0.00
31/01/2023	MOT CNT23052498 BUY 1500 XRF	0.00	0.00	1,294.95	1,294.95
31/01/2023	MOT CNT23052498 BUY 1500 XRF	0.00	1,294.95	0.00	0.00
31/01/2023	MOT CNT23052578 BUY 50 MQG	0.00	0.00	9,307.95	9,307.95
31/01/2023	MOT CNT23052578 BUY 50 MQG	0.00	9,307.95	0.00	0.00
31/01/2023	MOT CNT23052622 BUY 100 LYC	0.00	0.00	927.95	927.95
31/01/2023	MOT CNT23052622 BUY 100 LYC	0.00	927.95	0.00	0.00
10/02/2023	IDPS 16608940 000000001	0.00	0.00	12,000.00	12,000.00
10/02/2023	IDPS 16608940 000000001	0.00	12,000.00	0.00	0.00

Date	Description	Quantity	Debits	Credits	Balance
16/02/2023	MOT CNT23118378 BUY 200 GMG	0.00	0.00	4,017.95	4,017.95
16/02/2023	MOT CNT23118378 BUY 200 GMG	0.00	4,017.95	0.00	0.00
16/02/2023	SuperChoice P/L PC100223-165773810	0.00	0.00	1,695.44	1,695.44
16/02/2023	SuperChoice P/L PC100223-165773810	0.00	1,695.44	0.00	0.00
21/02/2023	MOT CNT23135650 BUY 1000 CSR	0.00	0.00	5,279.95	5,279.95
21/02/2023	MOT CNT23135650 BUY 1000 CSR	0.00	5,279.95	0.00	0.00
21/02/2023	MOT CNT23135875 BUY 200 LYC	0.00	0.00	1,681.95	1,681.95
21/02/2023	MOT CNT23135875 BUY 200 LYC	0.00	1,681.95	0.00	0.00
24/02/2023	GOODMAN GROUP FEB23/00813521	0.00	0.00	49.50	49.50
24/02/2023	GOODMAN GROUP FEB23/00813521	0.00	49.50	0.00	0.00
28/02/2023	GPT DST 001289580011	0.00	0.00	36.90	36.90
28/02/2023	GPT DST 001289580011	0.00	36.90	0.00	0.00
28/02/2023	MACQUARIE CMA INTEREST PAID	0.00	0.00	13.83	13.83
28/02/2023	MACQUARIE CMA INTEREST PAID	0.00	13.83	0.00	0.00
28/02/2023	SCG DISTRIBUTION 23FEB/00840197	0.00	0.00	30.84	30.84
28/02/2023	SCG DISTRIBUTION 23FEB/00840197	0.00	30.84	0.00	0.00
06/03/2023	MOT CNT23186109 SELL 6028 IAG	0.00	0.00	27,815.94	27,815.94
06/03/2023	MOT CNT23186109 SELL 6028 IAG	0.00	27,815.94	0.00	0.00
06/03/2023	MOT CNT23186199 SELL 3904 TLS	0.00	0.00	15,791.25	15,791.25
06/03/2023	MOT CNT23186199 SELL 3904 TLS	0.00	15,791.25	0.00	0.00

Date	Description	Quantity	Debits	Credits	Balance
10/03/2023	IDPS 16608940 000000002	0.00	0.00	2,651.78	2,651.78
10/03/2023	IDPS 16608940 000000002	0.00	2,651.78	0.00	0.00
14/03/2023	JLG DIV 001291652315	0.00	0.00	45.00	45.00
14/03/2023	JLG DIV 001291652315	0.00	45.00	0.00	0.00
14/03/2023	MOT CNT23217649 BUY 2000 PBP	0.00	0.00	4,899.95	4,899.95
14/03/2023	MOT CNT23217649 BUY 2000 PBP	0.00	4,899.95	0.00	0.00
14/03/2023	MOT CNT23217674 BUY 1000 TLC	0.00	0.00	5,249.95	5,249.95
14/03/2023	MOT CNT23217674 BUY 1000 TLC	0.00	5,249.95	0.00	0.00
15/03/2023	VUK DIVIDEND MAR23/00879567	0.00	0.00	53.35	53.35
15/03/2023	VUK DIVIDEND MAR23/00879567	0.00	53.35	0.00	0.00
16/03/2023	AEF DIV 001293373571	0.00	0.00	40.00	40.00
16/03/2023	AEF DIV 001293373571	0.00	40.00	0.00	0.00
16/03/2023	DMP ITM DIV 001292129805	0.00	0.00	259.49	259.49
16/03/2023	DMP ITM DIV 001292129805	0.00	259.49	0.00	0.00
17/03/2023	ASH DIV 001293371084	0.00	0.00	150.00	150.00
17/03/2023	ASH DIV 001293371084	0.00	150.00	0.00	0.00
17/03/2023	SuperChoice P/L PC100323-154913689	0.00	0.00	1,270.19	1,270.19
17/03/2023	SuperChoice P/L PC100323-154913689	0.00	1,270.19	0.00	0.00
20/03/2023	EDV DIV 001290734651	0.00	0.00	30.17	30.17
20/03/2023	EDV DIV 001290734651	0.00	30.17	0.00	0.00

Date	Description	Quantity	Debits	Credits	Balance
21/03/2023	MOT CNT23245674 BUY 100 WES	0.00	0.00	4,912.94	4,912.94
21/03/2023	MOT CNT23245674 BUY 100 WES	0.00	4,912.94	0.00	0.00
21/03/2023	MOT CNT23245883 BUY 200 SOL	0.00	0.00	5,641.11	5,641.11
21/03/2023	MOT CNT23245883 BUY 200 SOL	0.00	5,641.11	0.00	0.00
21/03/2023	MOT CNT23246278 BUY 100 MQG	0.00	0.00	17,522.31	17,522.31
21/03/2023	MOT CNT23246278 BUY 100 MQG	0.00	17,522.31	0.00	0.00
23/03/2023	IAG DIVIDEND PYT INT23/00986649	0.00	0.00	50.26	50.26
23/03/2023	IAG DIVIDEND PYT INT23/00986649	0.00	50.26	0.00	0.00
23/03/2023	IAG DIVIDEND PYT INT23/01367628	0.00	0.00	361.68	361.68
23/03/2023	IAG DIVIDEND PYT INT23/01367628	0.00	361.68	0.00	0.00
24/03/2023	Origin Energy S00044610621	0.00	0.00	87.45	87.45
24/03/2023	Origin Energy S00044610621	0.00	87.45	0.00	0.00
28/03/2023	BSL ITM DIV 001293685210	0.00	0.00	302.00	302.00
28/03/2023	BSL ITM DIV 001293685210	0.00	302.00	0.00	0.00
31/03/2023	MACQUARIE CMA INTEREST PAID	0.00	0.00	54.85	54.85
31/03/2023	MACQUARIE CMA INTEREST PAID	0.00	54.85	0.00	0.00
04/04/2023	TREASURY WINES INT23/00840776	0.00	0.00	43.02	43.02
04/04/2023	TREASURY WINES INT23/00840776	0.00	43.02	0.00	0.00
05/04/2023	CSL LTD DIVIDEND 23AUD/00872890	0.00	0.00	184.85	184.85
05/04/2023	CSL LTD DIVIDEND 23AUD/00872890	0.00	184.85	0.00	0.00

Date	Description	Quantity	Debits	Credits	Balance
05/04/2023	WOODSIDE FIN22/00818604	0.00	0.00	293.00	293.00
05/04/2023	WOODSIDE FIN22/00818604	0.00	293.00	0.00	0.00
05/04/2023	WOODSIDE RES23/00128891	0.00	0.00	15.70	15.70
05/04/2023	WOODSIDE RES23/00128891	0.00	15.70	0.00	0.00
06/04/2023	SOUTH32 DIVIDEND AI013/00963912	0.00	0.00	53.03	53.03
06/04/2023	SOUTH32 DIVIDEND AI013/00963912	0.00	53.03	0.00	0.00
06/04/2023	SPARK NEW ZEALAN 001295071355	0.00	0.00	1,213.79	1,213.79
06/04/2023	SPARK NEW ZEALAN 001295071355	0.00	1,213.79	0.00	0.00
11/04/2023	CHORUS LIMITED 82208/1550	0.00	0.00	253.09	253.09
11/04/2023	CHORUS LIMITED 82208/1550	0.00	253.09	0.00	0.00
21/04/2023	SuperChoice P/L PC140423-160272074	0.00	0.00	1,915.02	1,915.02
21/04/2023	SuperChoice P/L PC140423-160272074	0.00	1,915.02	0.00	0.00
28/04/2023	MACQUARIE CMA INTEREST PAID	0.00	0.00	33.91	33.91
28/04/2023	MACQUARIE CMA INTEREST PAID	0.00	33.91	0.00	0.00
12/05/2023	SOL DIV PAYMENT MAY23/00821285	0.00	0.00	396.00	396.00
12/05/2023	SOL DIV PAYMENT MAY23/00821285	0.00	396.00	0.00	0.00
16/05/2023	MOT CNT23448183 BUY 10000 CXM	0.00	0.00	1,519.95	1,519.95
16/05/2023	MOT CNT23448183 BUY 10000 CXM	0.00	1,519.95	0.00	0.00
16/05/2023	MOT CNT23448362 BUY 1000 CSR	0.00	0.00	5,279.95	5,279.95
16/05/2023	MOT CNT23448362 BUY 1000 CSR	0.00	5,279.95	0.00	0.00

Date	Description	Quantity	Debits	Credits	Balance
16/05/2023	ONEMARKET LTD AUM23/00819402	0.00	0.00	0.35	0.35
16/05/2023	ONEMARKET LTD AUM23/00819402	0.00	0.35	0.00	0.00
17/05/2023	SuperChoice P/L PC100523-112161304	0.00	0.00	2,015.07	2,015.07
17/05/2023	SuperChoice P/L PC100523-112161304	0.00	2,015.07	0.00	0.00
24/05/2023	IDPS 16608940 000000003	0.00	0.00	43,007.61	43,007.61
24/05/2023	IDPS 16608940 000000003	0.00	43,007.61	0.00	0.00
31/05/2023	MACQUARIE CMA INTEREST PAID	0.00	0.00	64.46	64.46
31/05/2023	MACQUARIE CMA INTEREST PAID	0.00	64.46	0.00	0.00
31/05/2023	MOT CNT23508324 SELL 211 EDV	0.00	0.00	1,303.02	1,303.02
31/05/2023	MOT CNT23508324 SELL 211 EDV	0.00	1,303.02	0.00	0.00
31/05/2023	MOT CNT23508333 SELL 100 URW	0.00	0.00	335.05	335.05
31/05/2023	MOT CNT23508333 SELL 100 URW	0.00	335.05	0.00	0.00
31/05/2023	MOT CNT23508343 SELL 80 TLS	0.00	0.00	328.05	328.05
31/05/2023	MOT CNT23508343 SELL 80 TLS	0.00	328.05	0.00	0.00
15/06/2023	SuperChoice P/L PC080623-183198939	0.00	0.00	1,584.27	1,584.27
15/06/2023	SuperChoice P/L PC080623-183198939	0.00	1,584.27	0.00	0.00
21/06/2023	VUK DIVIDEND JUN23/00878239	0.00	0.00	25.29	25.29
21/06/2023	VUK DIVIDEND JUN23/00878239	0.00	25.29	0.00	0.00
29/06/2023	MOT CNT23626103 BUY 10000 FRI	0.00	0.00	6,669.94	6,669.94
29/06/2023	MOT CNT23626103 BUY 10000 FRI	0.00	6,669.94	0.00	0.00

Date	Description	Quantity	Debits	Credits	Balance
30/06/2023	MACQUARIE CMA INTEREST PAID	0.00	0.00	131.54	131.54
30/06/2023	MACQUARIE CMA INTEREST PAID	0.00	131.54	0.00	0.00
30/06/2023	SMSF Statement	0.00	0.00	3,080.00	3,080.00
30/06/2023	SMSF Statement	0.00	3,080.00	0.00	0.00
30/06/2023	Closing Balance	0.00	0.00	0.00	0.00
Member Entitlement Accounts / Mr Thomas Witzrens / Accumulation					
01/07/2022	Opening Balance	0.00	0.00	0.00	866,383.36
25/07/2022	Contribution Tax Withheld	0.00	285.41	0.00	866,097.95
25/07/2022	SuperChoice P/L PC190722-189943455	0.00	0.00	1,902.73	868,000.68
19/08/2022	Contribution Tax Withheld	0.00	296.68	0.00	867,704.00
19/08/2022	SuperChoice P/L PC150822-174751162	0.00	0.00	1,977.90	869,681.90
26/09/2022	Contribution Tax Withheld	0.00	326.44	0.00	869,355.46
26/09/2022	SuperChoice P/L PC190922-150952708	0.00	0.00	2,176.28	871,531.74
20/10/2022	Contribution Tax Withheld	0.00	354.79	0.00	871,176.95
20/10/2022	SuperChoice P/L PC131022-124422888	0.00	0.00	2,365.28	873,542.23
17/11/2022	Contribution Tax Withheld	0.00	313.52	0.00	873,228.71
17/11/2022	SuperChoice P/L PC101122-108009245	0.00	0.00	2,090.12	875,318.83
16/12/2022	Contribution Tax Withheld	0.00	293.92	0.00	875,024.91
16/12/2022	SuperChoice P/L PC121222-192468507	0.00	0.00	1,959.49	876,984.40
20/01/2023	Contribution Tax Withheld	0.00	325.61	0.00	876,658.79

Date	Description	Quantity	Debits	Credits	Balance
20/01/2023	SuperChoice P/L PC130123-196162969	0.00	0.00	2,170.72	878,829.51
16/02/2023	Contribution Tax Withheld	0.00	254.32	0.00	878,575.19
16/02/2023	SuperChoice P/L PC100223-165773810	0.00	0.00	1,695.44	880,270.63
17/03/2023	Contribution Tax Withheld	0.00	190.53	0.00	880,080.10
17/03/2023	SuperChoice P/L PC100323-154913689	0.00	0.00	1,270.19	881,350.29
21/04/2023	Contribution Tax Withheld	0.00	287.25	0.00	881,063.04
21/04/2023	SuperChoice P/L PC140423-160272074	0.00	0.00	1,915.02	882,978.06
17/05/2023	Contribution Tax Withheld	0.00	302.26	0.00	882,675.80
17/05/2023	SuperChoice P/L PC100523-112161304	0.00	0.00	2,015.07	884,690.87
15/06/2023	Contribution Tax Withheld	0.00	237.64	0.00	884,453.23
15/06/2023	SuperChoice P/L PC080623-183198939	0.00	0.00	1,584.27	886,037.50
30/06/2023	Contribution Tax	0.00	0.01	0.00	886,037.49
30/06/2023	Income Taxes Allocated	0.00	8,359.87	0.00	877,677.62
30/06/2023	Investment Profit or Loss	0.00	0.00	91,997.40	969,675.02
30/06/2023	Closing Balance	0.00	0.00	0.00	969,675.02

Permanent Documents

[OCR_WitzensSuperFund_TrustDeed.pdf](#)

[OCR_ATO Trustee Declaration - Julie.pdf](#)

[OCR_ATO Trustee Declaration - Thomas.pdf](#)

[OCR_ATO_ABN_Information_2008-12-08.pdf](#)

Prior Year Documents

[OCR_2022 Financial Statement & Report.pdf](#)

Self-managed superannuation fund annual return **2023**

Who should complete this annual return?

Only self-managed superannuation funds (SMSFs) can complete this annual return. All other funds must complete the *Fund income tax return 2023* (NAT 71287).

- ! The *Self-managed superannuation fund annual return instructions 2023* (NAT 71606) (the instructions) can assist you to complete this annual return.
- The SMSF annual return cannot be used to notify us of a change in fund membership. You must update fund details via ABR.gov.au or complete the Change of details for superannuation entities form (NAT 3036).

To complete this annual return

- Print clearly, using a BLACK pen only.
- Use BLOCK LETTERS and print one character per box.

S M I T H S T

- Place X in ALL applicable boxes.

➤ Postal address for annual returns:

Australian Taxation Office
GPO Box 9845
[insert the name and postcode
of your capital city]

For example;

Australian Taxation Office
GPO Box 9845
SYDNEY NSW 2001

Section A: Fund information

1 **Tax file number (TFN)**

- ! The ATO is authorised by law to request your TFN. You are not obliged to quote your TFN but not quoting it could increase the chance of delay or error in processing your annual return. See the Privacy note in the Declaration.

➤ To assist processing, write the fund's TFN at the top of pages 3, 5, 7 and 9.

2 **Name of self-managed superannuation fund (SMSF)**

Witzens Super Fund

3 **Australian business number (ABN)** (if applicable)

4 **Current postal address**

PO Box 230

Suburb/town

Glen Osmond

State/territory

SA

Postcode

5064

5 **Annual return status**

Is this an amendment to the SMSF's 2023 return?

A No Yes

Is this the first required return for a newly registered SMSF?

B No Yes

Fund's tax file number (TFN) *****

6 SMSF auditor

Auditor's name

Title: MR

Family name

Boys

First given name

Anthony

Other given names

SMSF Auditor Number

100014140

Auditor's phone number

04

10702708

Postal address

PO Box 3376

Suburb/town

Rundle Mall

State/territory

SA

Postcode

5000

Date audit was completed

A

Day Month Year

Was Part A of the audit report qualified?

B No Yes

Was Part B of the audit report qualified?

C No Yes

If Part B of the audit report was qualified, have the reported issues been rectified?

D No Yes **7 Electronic funds transfer (EFT)**

We need your self-managed super fund's financial institution details to pay any super payments and tax refunds owing to you.

A Fund's financial institution account details

This account is used for super contributions and rollovers. Do not provide a tax agent account here.

Fund BSB number 182222

Fund account number 123687584

Fund account name

Thomas Witzrens & Julie Way ATF Witzrens Super Fund

I would like my tax refunds made to this account. Go to C.**B Financial institution account details for tax refunds**

This account is used for tax refunds. You can provide a tax agent account here.

BSB number

Account number

Account name

C Electronic service address alias

Provide the electronic service address alias (ESA) issued by your SMSF messaging provider. (For example, SMSFdataESAAlias). See instructions for more information.

smsfdataflow

Fund's tax file number (TFN)

- 8 Status of SMSF** Australian superannuation fund **A** No Yes Fund benefit structure **B** Code
- Does the fund trust deed allow acceptance of the Government's Super Co-contribution and Low Income Super Amounts? **C** No Yes

9 Was the fund wound up during the income year?

No Yes If yes, provide the date on which the fund was wound up Day Month Year Have all tax lodgment and payment obligations been met? No Yes

10 Exempt current pension income

Did the fund pay retirement phase superannuation income stream benefits to one or more members in the income year?

To claim a tax exemption for current pension income, you must pay at least the minimum benefit payment under the law. Record exempt current pension income at Label **A**.

No Go to Section B: Income.

Yes Exempt current pension income amount **A** \$.00

Which method did you use to calculate your exempt current pension income?

Segregated assets method **B**

Unsegregated assets method **C** Was an actuarial certificate obtained? **D** Yes

Did the fund have any other income that was assessable?

E Yes Go to Section B: Income.

No Choosing 'No' means that you do not have any assessable income, including no-TFN quoted contributions. Go to Section C: Deductions and non-deductible expenses. (Do **not** complete Section B: Income.)

If you are entitled to claim any tax offsets, you can list these at Section D: Income tax calculation statement.

Fund's tax file number (TFN)

Section B: Income

Do not complete this section if all superannuation interests in the SMSF were supporting superannuation income streams in the retirement phase for the **entire year**, there was **no** other income that was assessable, and you **have not** realised a deferred notional gain. If you are entitled to claim any tax offsets, you can record these at Section D: Income tax calculation statement.

11 Income

Did you have a capital gains tax (CGT) event during the year? **G** No Yes

If the total capital loss or total capital gain is greater than \$10,000 or you elected to use the transitional CGT relief in 2017 and the deferred notional gain has been realised, complete and attach a *Capital gains tax (CGT) schedule 2023*.

Have you applied an exemption or rollover? **M** No Yes Code

Net capital gain **A** \$ -00

Gross rent and other leasing and hiring income **B** \$ -00

Gross interest **C** \$ -00

Forestry managed investment scheme income **X** \$ -00

Gross foreign income	D1 \$ <input type="text" value="3768"/> -00	Net foreign income	D \$ <input type="text" value="3768"/> -00	Loss <input type="checkbox"/>
----------------------	--	--------------------	---	-------------------------------

Australian franking credits from a New Zealand company **E** \$ -00

Transfers from foreign funds **F** \$ -00 Number

Gross payments where ABN not quoted **H** \$ -00

Calculation of assessable contributions

Assessable employer contributions

R1 \$ -00

plus Assessable personal contributions

R2 \$ -00

plus ****No-TFN-quoted contributions**

R3 \$ -00
(an amount must be included even if it is zero)

less Transfer of liability to life insurance company or PST

R6 \$ -00

Gross distribution from partnerships **I** \$ -00

*Unfranked dividend amount **J** \$ -00

*Franked dividend amount **K** \$ -00

*Dividend franking credit **L** \$ -00

*Gross trust distributions **M** \$ -00

Assessable contributions (R1 plus R2 plus R3 less R6)

R \$ -00

Calculation of non-arm's length income

*Net non-arm's length private company dividends

U1 \$ -00

plus *Net non-arm's length trust distributions

U2 \$ -00

plus *Net other non-arm's length income

U3 \$ -00

*Other income **S** \$ -00

*Assessable income due to changed tax status of fund **T** \$ -00

Net non-arm's length income (subject to 45% tax rate) (U1 plus U2 plus U3)

U \$ -00

#This is a mandatory label.

*If an amount is entered at this label, check the instructions to ensure the correct tax treatment has been applied.

GROSS INCOME (Sum of labels A to U) **W** \$ -00

Exempt current pension income **Y** \$ -00

TOTAL ASSESSABLE INCOME (W less Y) **V** \$ -00

Fund's tax file number (TFN)

Section C: Deductions and non-deductible expenses

12 Deductions and non-deductible expenses

Under 'Deductions' list all expenses and allowances you are entitled to claim a deduction for. Under 'Non-deductible expenses', list all other expenses or normally allowable deductions that you cannot claim as a deduction (for example, all expenses related to exempt current pension income should be recorded in the 'Non-deductible expenses' column).

DEDUCTIONS		NON-DEDUCTIBLE EXPENSES	
Interest expenses within Australia	A1 \$ <input type="text" value="0"/> -00	A2 \$ <input type="text" value="0"/> -00	
Interest expenses overseas	B1 \$ <input type="text" value="0"/> -00	B2 \$ <input type="text" value="0"/> -00	
Capital works expenditure	D1 \$ <input type="text" value="0"/> -00	D2 \$ <input type="text" value="0"/> -00	
Decline in value of depreciating assets	E1 \$ <input type="text" value="0"/> -00	E2 \$ <input type="text" value="0"/> -00	
Insurance premiums – members	F1 \$ <input type="text" value="0"/> -00	F2 \$ <input type="text" value="0"/> -00	
SMSF auditor fee	H1 \$ <input type="text" value="0"/> -00	H2 \$ <input type="text" value="0"/> -00	
Investment expenses	I1 \$ <input type="text" value="0"/> -00	I2 \$ <input type="text" value="0"/> -00	
Management and administration expenses	J1 \$ <input type="text" value="6450"/> -00	J2 \$ <input type="text" value="0"/> -00	
Forestry managed investment scheme expense	U1 \$ <input type="text" value="0"/> -00	U2 \$ <input type="text" value="0"/> -00	
Other amounts	L1 \$ <input type="text" value="259"/> -00	L2 \$ <input type="text" value="0"/> -00	Code <input type="text" value="0"/>
Tax losses deducted	M1 \$ <input type="text" value="0"/> -00		Code <input type="text" value=""/>

TOTAL DEDUCTIONS
N \$ -00
 (Total **A1** to **M1**)

TOTAL NON-DEDUCTIBLE EXPENSES
Y \$ -00
 (Total **A2** to **L2**)

#TAXABLE INCOME OR LOSS
O \$ -00 Loss
 (TOTAL ASSESSABLE INCOME less TOTAL DEDUCTIONS)

TOTAL SMSF EXPENSES
Z \$ -00
 (N plus Y)

#This is a mandatory label.

Fund's tax file number (TFN) *****

Section D: Income tax calculation statement

#Important:

Section B label **R3**, Section C label **O** and Section D labels **A, T1, J, T5** and **I** are mandatory. If you leave these labels blank, you will have specified a zero amount.

13 Calculation statement

Please refer to the *Self-managed superannuation fund annual return instructions 2023* on how to complete the calculation statement.

#Taxable income	A	\$	<input type="text" value="78855"/>	-00
<i>(an amount must be included even if it is zero)</i>				
#Tax on taxable income	T1	\$	<input type="text" value="11828.25"/>	
<i>(an amount must be included even if it is zero)</i>				
#Tax on no-TFN-quoted contributions	J	\$	<input type="text" value="0"/>	
<i>(an amount must be included even if it is zero)</i>				

Gross tax **B** \$
(T1 plus J)

Foreign income tax offset	C1	\$	<input type="text" value="669.79"/>	
Rebates and tax offsets	C2	\$	<input type="text"/>	
Non-refundable non-carry forward tax offsets	C	\$	<input type="text" value="669.79"/>	
<i>(C1 plus C2)</i>				

SUBTOTAL 1
T2 \$
(B less C – cannot be less than zero)

Early stage venture capital limited partnership tax offset	D1	\$	<input type="text" value="0"/>	
Early stage venture capital limited partnership tax offset carried forward from previous year	D2	\$	<input type="text" value="0"/>	
Early stage investor tax offset	D3	\$	<input type="text" value="0"/>	
Early stage investor tax offset carried forward from previous year	D4	\$	<input type="text" value="0"/>	
Non-refundable carry forward tax offsets	D	\$	<input type="text" value="0"/>	
<i>(D1 plus D2 plus D3 plus D4)</i>				

SUBTOTAL 2
T3 \$
(T2 less D – cannot be less than zero)

Complying fund's franking credits tax offset	E1	\$	<input type="text" value="12122.23"/>	
No-TFN tax offset	E2	\$	<input type="text"/>	
National rental affordability scheme tax offset	E3	\$	<input type="text"/>	
Exploration credit tax offset	E4	\$	<input type="text"/>	
Refundable tax offsets	E	\$	<input type="text" value="12122.23"/>	
<i>(E1 plus E2 plus E3 plus E4)</i>				

#TAX PAYABLE **T5** \$
(T3 less E – cannot be less than zero)

Section 102AAM interest charge
G \$

Fund's tax file number (TFN)

Credit for tax withheld – foreign resident withholding (excluding capital gains)	H2 \$ <input type="text" value="0"/>
Credit for tax withheld – where ABN or TFN not quoted (non-individual)	H3 \$ <input type="text" value="0"/>
Credit for TFN amounts withheld from payments from closely held trusts	H5 \$ <input type="text"/>
Credit for interest on no-TFN tax offset	H6 \$ <input type="text"/>
Credit for foreign resident capital gains withholding amounts	H8 \$ <input type="text"/>
Eligible credits	H \$ <input type="text" value="0"/>
	<i>(H2 plus H3 plus H5 plus H6 plus H8)</i>

#Tax offset refunds (Remainder of refundable tax offsets)	I \$ <input type="text" value="963.77"/>
	<i>(unused amount from label E – an amount must be included even if it is zero)</i>

PAYG instalments raised

K \$

Supervisory levy

L \$

Supervisory levy adjustment for wound up funds

M \$

Supervisory levy adjustment for new funds

N \$

AMOUNT DUE OR REFUNDABLE A positive amount at S is what you owe, while a negative amount is refundable to you.	S \$ <input type="text" value="-1362.77"/>
	<i>(T5 plus G less H less I less K plus L less M plus N)</i>

#This is a mandatory label.

Section E: Losses

14 Losses

! If total loss is greater than \$100,000, complete and attach a *Losses schedule 2023*.

Tax losses carried forward to later income years **U \$** -00

Net capital losses carried forward to later income years **V \$** -00

Fund's tax file number (TFN) *****

Section F: Member information

MEMBER 1

Title:

Family name

First given name

Other given names

Member's TFN

See the Privacy note in the Declaration.

Date of birth

Contributions

OPENING ACCOUNT BALANCE \$

! Refer to instructions for completing these labels.

Employer contributions

A \$

ABN of principal employer

A1

Personal contributions

B \$

CGT small business retirement exemption

C \$

CGT small business 15-year exemption amount

D \$

Personal injury election

E \$

Spouse and child contributions

F \$

Other third party contributions

G \$

Proceeds from primary residence disposal

H \$

Receipt date

H1

Assessable foreign superannuation fund amount

I \$

Non-assessable foreign superannuation fund amount

J \$

Transfer from reserve: assessable amount

K \$

Transfer from reserve: non-assessable amount

L \$

Contributions from non-complying funds and previously non-complying funds

T \$

Any other contributions (including Super Co-contributions and Low Income Super Amounts)

M \$

TOTAL CONTRIBUTIONS N \$

(Sum of labels **A** to **M**)

Other transactions

Allocated earnings or losses **O** \$

Loss

Accumulation phase account balance **S1** \$

Retirement phase account balance - Non CDBIS **S2** \$

Retirement phase account balance - CDBIS **S3** \$

Inward rollovers and transfers **P** \$

Outward rollovers and transfers **Q** \$

Lump Sum payments **R1** \$

Income stream payments **R2** \$

Code

Code

TRIS Count

CLOSING ACCOUNT BALANCE S \$

(**S1** plus **S2** plus **S3**)

Accumulation phase value **X1** \$

Retirement phase value **X2** \$

Outstanding limited recourse borrowing arrangement amount **Y** \$

Fund's tax file number (TFN)

MEMBER 2

Title:

Family name

First given name

Other given names

Member's TFN
See the Privacy note in the Declaration.

Date of birth (Day Month Year)

Contributions

OPENING ACCOUNT BALANCE \$

! Refer to instructions for completing these labels.

Employer contributions **A** \$

ABN of principal employer **A1**

Personal contributions **B** \$

CGT small business retirement exemption **C** \$

CGT small business 15-year exemption amount **D** \$

Personal injury election **E** \$

Spouse and child contributions **F** \$

Other third party contributions **G** \$

Proceeds from primary residence disposal **H** \$

Receipt date **H1** (Day Month Year)

Assessable foreign superannuation fund amount **I** \$

Non-assessable foreign superannuation fund amount **J** \$

Transfer from reserve: assessable amount **K** \$

Transfer from reserve: non-assessable amount **L** \$

Contributions from non-complying funds and previously non-complying funds **T** \$

Any other contributions (including Super Co-contributions and Low Income Super Amounts) **M** \$

TOTAL CONTRIBUTIONS N \$
(Sum of labels **A** to **M**)

Other transactions

Allocated earnings or losses **O** \$ Loss

Accumulation phase account balance **S1** \$

Retirement phase account balance - Non CDBIS **S2** \$

Retirement phase account balance - CDBIS **S3** \$

TRIS Count

Inward rollovers and transfers **P** \$

Outward rollovers and transfers **Q** \$

Lump Sum payments **R1** \$

Income stream payments **R2** \$

Code

Code

CLOSING ACCOUNT BALANCE S \$
(**S1** plus **S2** plus **S3**)

Accumulation phase value **X1** \$

Retirement phase value **X2** \$

Outstanding limited recourse borrowing arrangement amount **Y** \$

Fund's tax file number (TFN)

Section H: Assets and liabilities

15 ASSETS

15a Australian managed investments

Listed trusts **A** \$ -00
 Unlisted trusts **B** \$ -00
 Insurance policy **C** \$ -00
 Other managed investments **D** \$ -00

15b Australian direct investments

Limited recourse borrowing arrangements
 Australian residential real property
J1 \$ -00
 Australian non-residential real property
J2 \$ -00
 Overseas real property
J3 \$ -00
 Australian shares
J4 \$ -00
 Overseas shares
J5 \$ -00
 Other
J6 \$ -00
 Property count
J7

Cash and term deposits **E** \$ -00
 Debt securities **F** \$ -00
 Loans **G** \$ -00
 Listed shares **H** \$ -00
 Unlisted shares **I** \$ -00
 Limited recourse borrowing arrangements **J** \$ -00
 Non-residential real property **K** \$ -00
 Residential real property **L** \$ -00
 Collectables and personal use assets **M** \$ -00
 Other assets **O** \$ -00

15c Other investments

Crypto-Currency **N** \$ -00

15d Overseas direct investments

Overseas shares **P** \$ -00
 Overseas non-residential real property **Q** \$ -00
 Overseas residential real property **R** \$ -00
 Overseas managed investments **S** \$ -00
 Other overseas assets **T** \$ -00

TOTAL AUSTRALIAN AND OVERSEAS ASSETS **U** \$ -00
 (Sum of labels **A** to **T**)

15e In-house assets

Did the fund have a loan to, lease to or investment in, related parties (known as in-house assets) at the end of the income year?
A No Yes \$ -00

Fund's tax file number (TFN)

15f Limited recourse borrowing arrangements

If the fund had an LRBA were the LRBA borrowings from a licensed financial institution? **A** No Yes

Did the members or related parties of the fund use personal guarantees or other security for the LRBA? **B** No Yes

16 LIABILITIES

Borrowings for limited recourse borrowing arrangements	V1 \$ <input type="text" value=""/>	-00	
Permissible temporary borrowings	V2 \$ <input type="text" value=""/>	-00	
Other borrowings	V3 \$ <input type="text" value=""/>	-00	
	Borrowings	V \$ <input type="text" value="0"/>	-00
Total member closing account balances (total of all CLOSING ACCOUNT BALANCES from Sections F and G)		W \$ <input type="text" value="969675"/>	-00
	Reserve accounts	X \$ <input type="text" value="0"/>	-00
	Other liabilities	Y \$ <input type="text" value="658"/>	-00
TOTAL LIABILITIES		Z \$ <input type="text" value="970333"/>	-00

Section I: Taxation of financial arrangements

17 Taxation of financial arrangements (TOFA)

Total TOFA gains **H** \$

Total TOFA losses **I** \$

Section J: Other information

Family trust election status

If the trust or fund has made, or is making, a family trust election, write the four-digit **income year specified** of the election (for example, for the 2022–23 income year, write **2023**). **A**

If revoking or varying a family trust election, print **R** for revoke or print **V** for variation, and complete and attach the *Family trust election, revocation or variation 2023*. **B**

Interposed entity election status

If the trust or fund has an existing election, write the earliest income year specified. If the trust or fund is making one or more elections this year, write the earliest income year being specified and complete an *Interposed entity election or revocation 2023* for each election. **C**

If revoking an interposed entity election, print **R**, and complete and attach the *Interposed entity election or revocation 2023*. **D**

Section K: **Declarations**

 Penalties may be imposed for false or misleading information in addition to penalties relating to any tax shortfalls.

Important

Before making this declaration check to ensure that all income has been disclosed and the annual return, all attached schedules and any additional documents are true and correct in every detail. If you leave labels blank, you will have specified a zero amount or the label was not applicable to you. If you are in doubt about any aspect of the annual return, place all the facts before the ATO.

Privacy

The ATO is authorised by the *Taxation Administration Act 1953* to request the provision of tax file numbers (TFNs). We will use the TFN to identify the entity in our records. It is not an offence not to provide the TFN. However if you do not provide the TFN, the processing of this form may be delayed.

Taxation law authorises the ATO to collect information and disclose it to other government agencies. For information about your privacy go to ato.gov.au/privacy

TRUSTEE'S OR DIRECTOR'S DECLARATION:

I declare that, the current trustees and directors have authorised this annual return and it is documented as such in the SMSF's records. I have received a copy of the audit report and are aware of any matters raised therein. The information on this annual return, including any attached schedules and additional documentation is true and correct.

Authorised trustee's, director's or public officer's signature

Date Day / Month / Year

Preferred trustee or director contact details:

Title:

Family name

First given name

Other given names

Phone number

Email address

Non-individual trustee name (if applicable)

ABN of non-individual trustee

Time taken to prepare and complete this annual return Hrs

 The Commissioner of Taxation, as Registrar of the Australian Business Register, may use the ABN and business details which you provide on this annual return to maintain the integrity of the register. For further information, refer to the instructions.

TAX AGENT'S DECLARATION:

I declare that the *Self-managed superannuation fund annual return 2023* has been prepared in accordance with information provided by the trustees, that the trustees have given me a declaration stating that the information provided to me is true and correct, and that the trustees have authorised me to lodge this annual return.

Tax agent's signature

Date Day / Month / Year

Tax agent's contact details

Title:

Family name

First given name

Other given names

Tax agent's practice

Tax agent's phone number

Reference number

Tax agent number

Witzens Super Fund
Investment Revaluation as at 30 June 2023

Investment		Price Date	Market Price	Quantity	Market Value	Change in Market Value
Listed Securities Market						
AEF	Australian Ethical Investment Limited (ASX:AEF)	30 Jun 2023	3.36000	2,000.00000	6,720.00	(3,542.06)
AMP	AMP Limited (ASX:AMP)	30 Jun 2023	1.13000	1,725.00000	1,949.25	300.89
ANZ	ANZ Group Holdings Limited (ASX:ANZ)	30 Jun 2023	23.71000	2,378.00000	56,382.38	4,060.51
ASH	Ashley Services Group Limited (ASX:ASH)	30 Jun 2023	0.71000	5,000.00000	3,550.00	(44.95)
BHP	BHP Group Limited (ASX:BHP)	30 Jun 2023	44.99000	794.00000	35,722.06	3,001.97
BSL	Bluescope Steel Limited (ASX:BSL)	30 Jun 2023	20.55000	1,208.00000	24,824.40	5,617.20
CBA	Commonwealth Bank Of Australia (ASX:CBA)	30 Jun 2023	100.27000	507.00000	50,836.89	4,840.00
CNU	Chorus Limited (ASX:CNU)	30 Jun 2023	7.75000	1,855.00000	14,376.25	2,450.19
CSL	CSL Limited (ASX:CSL)	30 Jun 2023	277.38000	114.00000	31,621.32	948.48
CSR	CSR Limited (ASX:CSR)	30 Jun 2023	5.19000	2,000.00000	10,380.00	(179.90)
CXM	Centrex Limited (ASX:CXM)	30 Jun 2023	0.14000	20,000.00000	2,800.00	(239.90)
DMP	Domino's Pizza Enterprises Limited (ASX:DMP)	30 Jun 2023	46.43000	385.00000	17,875.55	(7,880.30)
DRE	Dreadnought Resources Limited (ASX:DRE)	30 Jun 2023	0.05200	10,000.00000	520.00	(479.95)
EDV	Endeavour Group Limited (ASX:EDV)	30 Jun 2023	6.31000	0.00000	0.00	(738.72)
FRI	Finbar Group Limited (ASX:FRI)	30 Jun 2023	0.66000	10,000.00000	6,600.00	(69.94)
GMG	Goodman Group (ASX:GMG)	30 Jun 2023	20.07000	530.00000	10,637.10	731.95
GPT	GPT Group (ASX:GPT)	30 Jun 2023	4.14000	0.00000	0.00	(176.00)
IAG	Insurance Australia Group Limited (ASX:IAG)	30 Jun 2023	5.70000	0.00000	0.00	(207.64)
JLG	Johns Lyng Group Limited (ASX:JLG)	30 Jun 2023	5.32000	1,000.00000	5,320.00	(1,766.74)
LLC	Lendlease Group (ASX:LLC)	30 Jun 2023	7.75000	3,190.00000	24,722.50	(4,337.48)
LTR	Liontown Resources Limited (ASX:LTR)	30 Jun 2023	2.83000	1,000.00000	2,830.00	1,560.05
LYC	Lynas Rare Earths Limited (ASX:LYC)	30 Jun 2023	6.85000	800.00000	5,480.00	(1,494.90)
MQG	Macquarie Group Limited (ASX:MQG)	30 Jun 2023	177.62000	1,061.00000	188,454.82	11,265.75
NAB	National Australia Bank Limited (ASX:NAB)	30 Jun 2023	26.37000	3,123.00000	82,353.51	(3,785.01)
NDQ	Betashares Nasdaq 100 ETF (ASX:NDQ)	30 Jun 2023	35.05000	500.00000	17,525.00	3,688.59
ORG	Origin Energy Limited (ASX:ORG)	30 Jun 2023	8.41000	530.00000	4,457.30	1,420.40

Witzens Super Fund
Investment Revaluation as at 30 June 2023

Investment	Price Date	Market Price	Quantity	Market Value	Change in Market Value
Listed Securities Market					
PBP Probiotec Limited (ASX:PBP)	30 Jun 2023	2.80000	2,000.00000	5,600.00	700.05
RIO Rio Tinto Limited (ASX:RIO)	30 Jun 2023	114.69000	467.00000	53,560.23	5,599.92
S32 South32 Limited (ASX:S32)	30 Jun 2023	3.76000	723.00000	2,718.48	(130.14)
SCG Scentre Group (ASX:SCG)	30 Jun 2023	2.65000	374.00000	991.10	22.44
SDF Steadfast Group Limited (ASX:SDF)	30 Jun 2023	6.00000	1,025.00000	6,150.00	991.10
SOL Washington H Soul Pattinson & Company Limited (ASX:SOL)	30 Jun 2023	31.78000	1,100.00000	34,958.00	6,631.35
SPK Spark New Zealand Limited (ASX:SPK)	30 Jun 2023	4.67000	9,699.00000	45,294.33	3,297.66
SUN Suncorp Group Limited (ASX:SUN)	30 Jun 2023	13.49000	4,496.00000	60,651.04	11,079.13
TLC The Lottery Corporation Limited (ASX:TLC)	30 Jun 2023	5.13000	1,000.00000	5,130.00	(119.95)
TLS Telstra Group Limited (ASX:TLS)	30 Jun 2023	4.30000	0.00000	0.00	(320.01)
TWE Treasury Wine Estates Limited (ASX:TWE)	30 Jun 2023	11.23000	239.00000	2,683.97	(28.68)
URW Unibail-Rodamco-Westfield (ASX:URW)	30 Jun 2023	3.85000	0.00000	0.00	1,305.39
VUK Virgin Money Uk PLC (ASX:VUK)	30 Jun 2023	2.85000	409.00000	1,165.65	261.76
WBC Westpac Banking Corporation (ASX:WBC)	30 Jun 2023	21.34000	2,229.00000	47,566.86	3,742.82
WDS Woodside Energy Group Limited (ASX:WDS)	30 Jun 2023	34.44000	136.00000	4,683.84	336.70
WES Wesfarmers Limited (ASX:WES)	30 Jun 2023	49.34000	565.00000	27,877.10	1,554.15
WOW Woolworths Group Limited (ASX:WOW)	30 Jun 2023	39.73000	222.00000	8,820.06	908.51
XRF XRF Scientific Limited (ASX:XRF)	30 Jun 2023	1.17000	1,500.00000	1,755.00	460.05
Listed Securities Market Total				915,543.99	51,234.74
Managed Funds Market					
TGP0006AU Nikko AM New Asia Fund <T>	23 Feb 2023	1.77640	0.00000	0.00	(21,187.76)
Fund Total				915,543.99	30,046.98

Witzens Super Fund
Investment Income Comparison Report
For the period 1 July 2022 to 30 June 2023

Payment Date	Income Type	Ledger Data		Diff *	Announcement Data					
		Total Income	Tax Credits+		Quantity	Held < 45 Days	Amount Per Unit	Total Income	Tax Credits+	
Cash At Bank										
EXPAND: Expand Inv Cash										
01/08/2022	Interest	16.05	0.00							
01/09/2022	Interest	24.31	0.00							
01/10/2022	Interest	29.11	0.00							
01/11/2022	Interest	34.32	0.00							
01/12/2022	Interest	36.87	0.00							
01/01/2023	Interest	40.92	0.00							
01/02/2023	Interest	41.58	0.00							
01/03/2023	Interest	19.31	0.00							
01/04/2023	Interest	120.33	0.00							
01/05/2023	Interest	107.34	0.00							
24/05/2023	Interest	83.20	0.00							
		553.34	0.00							
MBL.BACCT: MBL Bank Account										
29/07/2022	Interest	14.54	0.00							
31/08/2022	Interest	11.32	0.00							
30/09/2022	Interest	10.56	0.00							
31/10/2022	Interest	19.35	0.00							
30/11/2022	Interest	25.55	0.00							
30/12/2022	Interest	45.67	0.00							
31/01/2023	Interest	33.65	0.00							
28/02/2023	Interest	13.83	0.00							
31/03/2023	Interest	54.85	0.00							
28/04/2023	Interest	33.91	0.00							
31/05/2023	Interest	64.46	0.00							
30/06/2023	Interest	131.54	0.00							
		459.23	0.00							
Total		1,012.57	0.00							
Managed Investments										
TGP0006AU: Nikko AM New Asia Fund <T>										
27/10/2022	Distribution	58.06	0.00	*						
03/03/2023	Distribution	40,904.30	0.00	*						
		40,962.36	0.00							
Total		40,962.36	0.00							
Shares in Listed Companies										
AEF: Australian Ethical Investment Limited (ASX:AEF)										
15/09/2022	Dividend	60.00	25.71		2,000	0	0.0300	60.00	25.71	
16/03/2023	Dividend	40.00	17.14		2,000	0	0.0200	40.00	17.14	
		100.00	42.85					100.00	42.85	
AMP: AMP Limited (ASX:AMP)										
03/04/2023	Dividend	42.05	3.60		1,682	0	0.0250	42.05	3.60	

+Note: Tax Credits refer to franking credits for domestic income and foreign tax credits where the income is foreign in nature.

Witrens Super Fund
Investment Income Comparison Report
For the period 1 July 2022 to 30 June 2023

Payment Date	Income Type	Ledger Data		Diff *	Announcement Data				
		Total Income	Tax Credits+		Quantity	Held < 45 Days	Amount Per Unit	Total Income	Tax Credits+
		42.05	3.60					42.05	3.60
ANZ: ANZ Group Holdings Limited (ASX:ANZ)									
01/07/2022	Dividend	1,514.88	649.23	*	0	0	0.7200	0.00	0.00
15/12/2022	Dividend	1,708.66	732.28		2,309	0	0.7400	1,708.66	732.28
		3,223.54	1,381.51					1,708.66	732.28
ASH: Ashley Services Group Limited (ASX:ASH)									
16/09/2022	Dividend	150.00	64.29		5,000	0	0.0300	150.00	64.29
17/03/2023	Dividend	150.00	64.29		5,000	0	0.0300	150.00	64.29
		300.00	128.58					300.00	128.58
BHP: BHP Group Limited (ASX:BHP)									
22/09/2022	Dividend	1,844.98	790.71		723	0	2.5518	1,844.98	790.71
30/03/2023	Dividend	1,051.36	450.58		771	0	1.3636	1,051.36	450.58
		2,896.34	1,241.29					2,896.34	1,241.29
BSL: Bluescope Steel Limited (ASX:BSL)									
12/10/2022	Dividend	302.00	0.00		1,208	0	0.2500	302.00	0.00
28/03/2023	Dividend	302.00	129.43		1,208	0	0.2500	302.00	129.43
		604.00	129.43					604.00	129.43
CBA: Commonwealth Bank Of Australia (ASX:CBA)									
29/09/2022	Dividend	1,020.60	437.40		486	0	2.1000	1,020.60	437.40
30/03/2023	Dividend	1,041.60	446.40		496	0	2.1000	1,041.60	446.40
		2,062.20	883.80					2,062.20	883.80
CNU: Chorus Limited (ASX:CNU)									
11/10/2022	Foreign Income	337.18	50.58		1,813	0	0.1581	337.18	50.58
11/04/2023	Foreign Income	297.24	44.15	*	1,855	0	0.1349	294.35	44.15
		634.42	94.73					631.53	94.73
CSL: CSL Limited (ASX:CSL)									
05/10/2022	Dividend	200.45	8.59		114	0	1.7583	200.45	8.59
05/04/2023	Dividend	184.85	0.00		114	0	1.6215	184.85	0.00
		385.30	8.59					385.30	8.59
DMP: Domino's Pizza Enterprises Limited (ASX:DMP)									
15/09/2022	Dividend	136.20	40.86		200	0	0.6810	136.20	40.86
16/03/2023	Dividend	259.49	66.72	*	385	0	0.6740	259.49	66.73
		395.69	107.58					395.69	107.59
EDV: Endeavour Group Limited (ASX:EDV)									
16/09/2022	Dividend	16.25	6.96		211	0	0.0770	16.25	6.96
20/03/2023	Dividend	30.17	12.93		211	0	0.1430	30.17	12.93
		46.42	19.89					46.42	19.89
IAG: Insurance Australia Group Limited (ASX:IAG)									
22/09/2022	Dividend	285.85	85.76		5,717	0	0.0500	285.85	85.76
23/03/2023	Dividend	361.68	46.50		6,028	0	0.0600	361.68	46.50
		647.53	132.26					647.53	132.26
JLG: Johns Lyng Group Limited (ASX:JLG)									
19/09/2022	Dividend	30.00	12.86		1,000	0	0.0300	30.00	12.86
14/03/2023	Dividend	45.00	19.29		1,000	0	0.0450	45.00	19.29

+Note: Tax Credits refer to franking credits for domestic income and foreign tax credits where the income is foreign in nature.

Witrens Super Fund
Investment Income Comparison Report
For the period 1 July 2022 to 30 June 2023

Payment Date	Income Type	Ledger Data			Announcement Data				
		Total Income	Tax Credits+	Diff *	Quantity	Held < 45 Days	Amount Per Unit	Total Income	Tax Credits+
		75.00	32.15					75.00	32.15
MQG: Macquarie Group Limited (ASX:MQG)									
04/07/2022	Dividend	3,073.00	526.80	*	0	0	3.5000	0.00	0.00
13/12/2022	Dividend	2,688.00	460.80		896	0	3.0000	2,688.00	460.80
		5,761.00	987.60					2,688.00	460.80
NAB: National Australia Bank Limited (ASX:NAB)									
05/07/2022	Dividend	2,173.94	931.69	*	0	0	0.7300	0.00	0.00
14/12/2022	Dividend	2,376.66	1,018.57		3,047	0	0.7800	2,376.66	1,018.57
		4,550.60	1,950.26					2,376.66	1,018.57
ORG: Origin Energy Limited (ASX:ORG)									
30/09/2022	Dividend	87.45	28.11		530	0	0.1650	87.45	28.11
24/03/2023	Dividend	87.45	37.48		530	0	0.1650	87.45	37.48
		174.90	65.59					174.90	65.59
RIO: Rio Tinto Limited (ASX:RIO)									
22/09/2022	Dividend	1,672.93	716.97		436	0	3.8370	1,672.93	716.97
20/04/2023	Dividend	1,482.26	635.25		454	0	3.2649	1,482.26	635.25
		3,155.19	1,352.22					3,155.19	1,352.22
S32: South32 Limited (ASX:S32)									
13/10/2022	Dividend	181.69	77.87	*	723	0	0.2513	181.70	77.87
06/04/2023	Dividend	53.03	22.73		723	0	0.0733	53.03	22.73
		234.72	100.60					234.73	100.60
SDF: Steadfast Group Limited (ASX:SDF)									
09/09/2022	Dividend	78.00	33.43		1,000	0	0.0780	78.00	33.43
22/03/2023	Dividend	60.90	26.10		1,015	0	0.0600	60.90	26.10
		138.90	59.53					138.90	59.53
SOL: Washington H Soul Pattinson & Company Limited (ASX:SOL)									
12/12/2022	Dividend	406.00	174.00		700	0	0.5800	406.00	174.00
12/05/2023	Dividend	396.00	169.71		1,100	0	0.3600	396.00	169.71
		802.00	343.71					802.00	343.71
SPK: Spark New Zealand Limited (ASX:SPK)									
07/10/2022	Foreign Income	1,257.02	188.55		9,699	0	0.1102	1,257.02	188.55
06/04/2023	Foreign Income	1,427.99	214.20	*	9,699	0	0.1251	1,427.98	214.20
		2,685.01	402.75					2,685.00	402.75
SUN: Suncorp Group Limited (ASX:SUN)									
21/09/2022	Dividend	733.72	314.45		4,316	0	0.1700	733.72	314.45
31/03/2023	Dividend	1,446.39	619.88		4,383	0	0.3300	1,446.39	619.88
		2,180.11	934.33					2,180.11	934.33
TLS: Telstra Group Limited (ASX:TLS)									
21/09/2022	Dividend	283.30	121.41		3,333	0	0.0850	283.30	121.41
31/03/2023	Dividend	331.84	142.22		3,904	0	0.0850	331.84	142.22
		615.14	263.63					615.14	263.63
TWE: Treasury Wine Estates Limited (ASX:TWE)									
30/09/2022	Dividend	38.24	16.39		239	0	0.1600	38.24	16.39
04/04/2023	Dividend	43.02	18.44		239	0	0.1800	43.02	18.44

+Note: Tax Credits refer to franking credits for domestic income and foreign tax credits where the income is foreign in nature.

Witrens Super Fund
Investment Income Comparison Report
For the period 1 July 2022 to 30 June 2023

Payment Date	Income Type	Ledger Data			Announcement Data				
		Total Income	Tax Credits+	Diff *	Quantity	Held < 45 Days	Amount Per Unit	Total Income	Tax Credits+
		81.26	34.83					81.26	34.83
VUK: Virgin Money Uk PLC (ASX:VUK)									
15/03/2023	Foreign Income	53.35	0.00	*	409	0	0.1304	53.34	0.00
21/06/2023	Foreign Income	25.29	0.00	*	409	0	0.0618	25.28	0.00
		78.64	0.00					78.62	0.00
WBC: Westpac Banking Corporation (ASX:WBC)									
20/12/2022	Dividend	1,344.64	576.27		2,101	0	0.6400	1,344.64	576.27
27/06/2023	Dividend	1,509.90	647.10		2,157	0	0.7000	1,509.90	647.10
		2,854.54	1,223.37					2,854.54	1,223.37
WDS: Woodside Energy Group Limited (ASX:WDS)									
06/10/2022	Dividend	207.94	89.12		130	0	1.5995	207.94	89.12
05/04/2023	Dividend	293.00	125.57		136	0	2.1544	293.00	125.57
		500.94	214.69					500.94	214.69
WES: Wesfarmers Limited (ASX:WES)									
06/10/2022	Dividend	350.00	150.00		350	0	1.0000	350.00	150.00
28/03/2023	Dividend	402.16	172.35		457	0	0.8800	402.16	172.35
		752.16	322.35					752.16	322.35
WOW: Woolworths Group Limited (ASX:WOW)									
27/09/2022	Dividend	114.48	49.06		216	0	0.5300	114.48	49.06
13/04/2023	Dividend	100.74	43.17		219	0	0.4600	100.74	43.17
		215.22	92.23					215.22	92.23
Total		36,192.82	12,553.95					29,428.09	10,446.24
Stapled Securities									
GMG: Goodman Group (ASX:GMG)									
25/08/2022	Distribution	8.25	0.00	*					
29/12/2022	Distribution	49.50	0.00		330	0	0.1500	49.50	0.00
29/06/2023	Distribution	53.00	0.00		530	0	0.1000	53.00	0.00
		110.75	0.00					102.50	0.00
GPT: GPT Group (ASX:GPT)									
18/08/2022	Distribution	38.10	0.00		300	0	0.1270	38.10	0.00
29/12/2022	Distribution	36.90	0.00		300	0	0.1230	36.90	0.00
		75.00	0.00					75.00	0.00
LLC: Lendlease Group (ASX:LLC)									
21/09/2022	Dividend	178.83	57.48		3,135	0	0.0570	178.83	57.48
17/02/2023	Distribution	155.28	0.00		3,169	0	0.0490	155.28	0.00
30/06/2023	Distribution	205.56	0.00		3,190	0	0.0644	205.56	0.00
		539.67	57.48					539.67	57.48
SCG: Scentre Group (ASX:SCG)									
15/08/2022	Distribution	28.04	0.00	*	374	0	0.0750	28.05	0.01
16/02/2023	Distribution	30.84	0.00	*	374	0	0.0825	30.86	7.73
		58.88	0.00					58.91	7.74
Total		784.30	57.48					776.08	65.22

Units In Listed Unit Trusts

NDQ: Betashares Nasdaq 100 ETF (ASX:NDQ)

+Note: Tax Credits refer to franking credits for domestic income and foreign tax credits where the income is foreign in nature.

Witzens Super Fund
Investment Income Comparison Report
For the period 1 July 2022 to 30 June 2023

Payment Date	Income Type	Ledger Data			Announcement Data				
		Total Income	Tax Credits+	Diff *	Quantity	Held < 45 Days	Amount Per Unit	Total Income	Tax Credits+
03/01/2023	Distribution	15.51	0.00		500	0	0.0310	15.51	0.00
30/06/2023	Distribution	391.34	0.00		500	0	0.7827	391.34	0.00
		406.85	0.00					406.85	0.00
Total		406.85	0.00					406.85	0.00

+Note: Tax Credits refer to franking credits for domestic income and foreign tax credits where the income is foreign in nature.

Witzens Super Fund

Tax Accounting Reconciliation

For the period 1 July 2022 to 30 June 2023

Operating Statement Profit vs. Provision for Income Tax		2023
		\$
Benefits Accrued as a Result of Operations before Income Tax		115,119.91
<u>ADD:</u>		
Realised Capital Losses		22,994.11
Taxable Capital Gains		12,242.00
<u>LESS:</u>		
Increase in Market Value		30,046.98
Distributed Capital Gains		602.04
Non-Taxable Income		40,847.80
Rounding		4.20
Taxable Income or Loss		<u>78,855.00</u>
	Income Amount	Tax Amount
Gross Tax @ 15% for Concessional Income	78,855.00	11,828.25
Gross Tax @ 45% for Net Non-Arm's Length Income	0.00	0.00
No-TFN Quoted Contributions @ 32%	0.00	0.00
Change in Carried Forward Losses	0.00	0.00
Provision for Income Tax		<u>11,828.25</u>

Provision for Income Tax vs. Income Tax Expense

Provision for Income Tax	<u>11,828.25</u>
Income Tax Expense	<u>11,828.25</u>

Provision for Income Tax vs. Income Tax Payable

Provision for Income Tax	11,828.25
<u>LESS:</u>	
Franking Credits	12,122.23
Foreign Tax Credits	669.79
Income Tax Instalments Paid	658.00
Income Tax Payable (Receivable)	<u>(1,621.77)</u>

Exempt Current Pension Income Settings

Pension Exempt % (Actuarial)	0.0000%
Pension Exempt % (Expenses)	0.0000%
Assets Segregated For Pensions	No

Witzens Super Fund
Statement of Taxable Income
For the Period from 1 July 2022 to 30 June 2023

Description	Investment Reference	Date	Tax Return Ref.	Amount
			Section B	
Income				
Net Capital Gain				
Gross Capital Gain - Shares & Units - Listed Shares	As Per Investment Disposals CGT Report	30 Jun 2023	A	3,136.00
Gross Capital Gain - Shares & Units - Other Units	As Per Investment Disposals CGT Report	30 Jun 2023	A	15,836.00
Gross Capital Gain - Shares & Units - Listed Trusts	As Per Investment Disposals CGT Report	30 Jun 2023	A	191.00
Gross Capital Gain - Distributed Capital Gains from Trusts	As Per Investment Disposals CGT Report	30 Jun 2023	A	602.00
Deferred Capital Gain Realised		30 Jun 2023	A	0.00
Less Capital Losses Applied		30 Jun 2023	A	(1,403.00)
Less Discount		30 Jun 2023	A	(6,120.00)
Total Net Capital Gain			A	12,242.00
Total Gross Rent and Other Leasing & Hiring Income			B	0.00
Gross Interest				
ATO ATO006000016435043		19 Jul 2022	C	0.71
Interest	EXPAND: Expand Inv Cash	01 Aug 2022	C	16.05
Interest	EXPAND: Expand Inv Cash	01 Sep 2022	C	24.31
Interest	EXPAND: Expand Inv Cash	01 Oct 2022	C	29.11
Interest	EXPAND: Expand Inv Cash	01 Nov 2022	C	34.32
Interest	EXPAND: Expand Inv Cash	01 Dec 2022	C	36.87
Interest	EXPAND: Expand Inv Cash	01 Jan 2023	C	40.92
Interest	EXPAND: Expand Inv Cash	01 Feb 2023	C	41.58
Interest	EXPAND: Expand Inv Cash	01 Mar 2023	C	19.31
Interest	EXPAND: Expand Inv Cash	01 Apr 2023	C	120.33
Interest	EXPAND: Expand Inv Cash	01 May 2023	C	107.34
Interest	EXPAND: Expand Inv Cash	24 May 2023	C	83.20
MACQUARIE CMA INTEREST PAID	MBL.BACCT: MBL Bank Account	29 Jul 2022	C	14.54
MACQUARIE CMA INTEREST PAID	MBL.BACCT: MBL Bank Account	31 Aug 2022	C	11.32
MACQUARIE CMA INTEREST PAID	MBL.BACCT: MBL Bank Account	30 Sep 2022	C	10.56
MACQUARIE CMA INTEREST PAID	MBL.BACCT: MBL Bank Account	31 Oct 2022	C	19.35
MACQUARIE CMA INTEREST PAID	MBL.BACCT: MBL Bank Account	30 Nov 2022	C	25.55
MACQUARIE CMA INTEREST PAID	MBL.BACCT: MBL Bank Account	30 Dec 2022	C	45.67
MACQUARIE CMA INTEREST PAID	MBL.BACCT: MBL Bank Account	31 Jan 2023	C	33.65
MACQUARIE CMA INTEREST PAID	MBL.BACCT: MBL Bank Account	28 Feb 2023	C	13.83
MACQUARIE CMA INTEREST PAID	MBL.BACCT: MBL Bank Account	31 Mar 2023	C	54.85
MACQUARIE CMA INTEREST PAID	MBL.BACCT: MBL Bank Account	28 Apr 2023	C	33.91
MACQUARIE CMA INTEREST PAID	MBL.BACCT: MBL Bank Account	31 May 2023	C	64.46
MACQUARIE CMA INTEREST PAID	MBL.BACCT: MBL Bank Account	30 Jun 2023	C	131.54
Less Rounding			C	(0.28)
Total Gross Interest			C	1,013.00
Total Forestry Managed Investment Scheme Income			X	0.00
Net Foreign Income				

Witizens Super Fund
Statement of Taxable Income
For the Period from 1 July 2022 to 30 June 2023

Description	Investment Reference	Date	Tax Return	
			Ref.	Amount
CNU NZD 0.21, 15% WHT, DRP NIL DISC	CNU: Chorus Limited	11 Oct 2022	D	337.18
CNU NZD 0.17, 15% WHT, DRP SUSP	CNU: Chorus Limited	11 Apr 2023	D	297.24
Distribution - Tax Statement	GMG: Goodman Group	25 Aug 2022	D	1.13
Distribution - Tax Statement	GMG: Goodman Group	29 Dec 2022	D	6.80
Distribution - Tax Statement	GMG: Goodman Group	29 Jun 2023	D	7.28
Distribution - Tax Statement	LLC: Lendlease Group	17 Feb 2023	D	35.01
Distribution - Tax Statement	LLC: Lendlease Group	30 Jun 2023	D	69.18
Distribution - Tax Statement	NDQ: Betashares Nasdaq 100 ETF	03 Jan 2023	D	2.12
Distribution - Tax Statement	NDQ: Betashares Nasdaq 100 ETF	30 Jun 2023	D	53.42
Distribution - Tax Statement	SCG: Scentre Group	15 Aug 2022	D	0.70
Distribution - Tax Statement	SCG: Scentre Group	16 Feb 2023	D	0.77
SPK NZD 0.125, 0.02205882 SUP, 15% WHT, DRP SUSP	SPK: Spark New Zealand Limited	07 Oct 2022	D	1,257.02
SPK NZD 0.135, 0.02382353 SUP, 15% WHT, DRP SUSP	SPK: Spark New Zealand Limited	06 Apr 2023	D	1,427.99
Distribution - Tax Statement	TGP0006AU: Nikko AM New Asia Fund <T>	27 Oct 2022	D	0.27
Distribution - Tax Statement	TGP0006AU: Nikko AM New Asia Fund <T>	03 Mar 2023	D	194.20
VUK GBP 0.075	VUK: Virgin Money Uk PLC	15 Mar 2023	D	53.35
VUK GBP 0.033	VUK: Virgin Money Uk PLC	21 Jun 2023	D	25.29
<i>Less Rounding</i>			D	(0.95)
Total Net Foreign Income			D	3,768.00
Total Australian Franking Credits from a New Zealand Company			E	0.00
Total Transfers from Foreign Funds			F	0.00
Total Gross Payments where ABN not quoted			H	0.00
Total Gross Distribution from Partnerships			I	0.00
Unfranked Dividend Amount				
AMP AUD 0.005 FRANKED, 30% CTR, 0.02 CFI, DRP NIL DISC	AMP: AMP Limited	03 Apr 2023	J	33.64
BSL AUD UNFRANKED, 0.25 CFI, DRP SUSP	BSL: Bluescope Steel Limited	12 Oct 2022	J	302.00
CSL USD 1.18, 0.118 FRANKED, 30% CTR, 1.062 CFI, DRP SUSP	CSL: CSL Limited	05 Oct 2022	J	180.41
CSL USD 1.07, UNFRANKED, 1.07 CFI, DRP SUSP	CSL: CSL Limited	05 Apr 2023	J	184.85
DMP AUD 0.4767 FRANKED, 30% CTR, NIL CFI	DMP: Domino's Pizza Enterprises Limited	15 Sep 2022	J	40.86
DMP AUD 0.4044 FRANKED, 30% CTR, NIL CFI	DMP: Domino's Pizza Enterprises Limited	16 Mar 2023	J	103.80
IAG AUD 0.035 FRANKED, 30% CTR, 0.015 CFI, DRP	IAG: Insurance Australia Group Limited	22 Sep 2022	J	85.75
IAG AUD 0.018 FRANKED, 30% CTR, 0.042 CFI, DRP SUSP	IAG: Insurance Australia Group Limited	23 Mar 2023	J	253.18
LLC AUD 0.04278193 FRANKED, 30% CTR, 0.01426064 CFI	LLC: Lendlease Group	21 Sep 2022	J	44.71
Investment Income	MQG: Macquarie Group Limited	04 Jul 2022	J	1,843.80
MQG AUD 1.2 FRANKED, 30% CTR, 1.8 CFI, DRP NIL DISC	MQG: Macquarie Group Limited	13 Dec 2022	J	1,612.80
ORG AUD 0.12375 FRANKED, 30% CTR, NIL CFI, DRP SUSP	ORG: Origin Energy Limited	30 Sep 2022	J	21.86
<i>Less Rounding</i>			J	(0.66)
Total Unfranked Dividend Amount			J	4,707.00
Franked Dividend Amount				
AEF AUD 0.03 FRANKED, 30% CTR, DRP SUSP	AEF: Australian Ethical Investment Limited	15 Sep 2022	K	60.00
AEF AUD 0.02 FRANKED, 30% CTR	AEF: Australian Ethical Investment Limited	16 Mar 2023	K	40.00
AMP AUD 0.005 FRANKED, 30% CTR, 0.02 CFI, DRP NIL DISC	AMP: AMP Limited	03 Apr 2023	K	8.41

Witizens Super Fund
Statement of Taxable Income
For the Period from 1 July 2022 to 30 June 2023

Description	Investment Reference	Date	Tax Return Ref.	Amount
Investment Income	ANZ: ANZ Group Holdings Limited	01 Jul 2022	K	1,514.88
ANZ AUD 0.74 FRANKED, 30% CTR, DRP NIL DISC, BSP	ANZ: ANZ Group Holdings Limited	15 Dec 2022	K	1,708.66
ASH AUD 0.03 FRANKED, 30% CTR	ASH: Ashley Services Group Limited	16 Sep 2022	K	150.00
ASH AUD 0.03 FRANKED, 30% CTR	ASH: Ashley Services Group Limited	17 Mar 2023	K	150.00
BHP USD 1.75, 1.75 FRANKED, 30% CTR, DRP NIL DISC	BHP: BHP Group Limited	22 Sep 2022	K	1,844.98
BHP USD 0.9, 0.9 FRANKED, 30% CTR, DRP NIL DISC	BHP: BHP Group Limited	30 Mar 2023	K	1,051.36
BSL AUD 0.25 FRANKED, 30% CTR, DRP SUSP	BSL: Bluescope Steel Limited	28 Mar 2023	K	302.00
CBA AUD 2.1 FRANKED, 30% CTR, DRP NIL DISC	CBA: Commonwealth Bank Of Australia	29 Sep 2022	K	1,020.60
CBA AUD 2.1 FRANKED, 30% CTR, DRP NIL DISC	CBA: Commonwealth Bank Of Australia	30 Mar 2023	K	1,041.60
CSL USD 1.18, 0.118 FRANKED, 30% CTR, 1.062 CFI, DRP SUSP	CSL: CSL Limited	05 Oct 2022	K	20.04
DMP AUD 0.4767 FRANKED, 30% CTR, NIL CFI	DMP: Domino's Pizza Enterprises Limited	15 Sep 2022	K	95.34
DMP AUD 0.4044 FRANKED, 30% CTR, NIL CFI	DMP: Domino's Pizza Enterprises Limited	16 Mar 2023	K	155.69
EDV AUD 0.077 FRANKED, 30% CTR	EDV: Endeavour Group Limited	16 Sep 2022	K	16.25
EDV AUD 0.143 FRANKED, 30% CTR	EDV: Endeavour Group Limited	20 Mar 2023	K	30.17
IAG AUD 0.035 FRANKED, 30% CTR, 0.015 CFI, DRP	IAG: Insurance Australia Group Limited	22 Sep 2022	K	200.10
IAG AUD 0.018 FRANKED, 30% CTR, 0.042 CFI, DRP SUSP	IAG: Insurance Australia Group Limited	23 Mar 2023	K	108.50
JLG AUD 0.03 FRANKED, 30% CTR	JLG: Johns Lyng Group Limited	19 Sep 2022	K	30.00
JLG AUD 0.045 FRANKED, 30% CTR	JLG: Johns Lyng Group Limited	14 Mar 2023	K	45.00
LLC AUD 0.04278193 FRANKED, 30% CTR, 0.01426064 CFI	LLC: Lendlease Group	21 Sep 2022	K	134.12
Investment Income	MQG: Macquarie Group Limited	04 Jul 2022	K	1,229.20
MQG AUD 1.2 FRANKED, 30% CTR, 1.8 CFI, DRP NIL DISC	MQG: Macquarie Group Limited	13 Dec 2022	K	1,075.20
Investment Income	NAB: National Australia Bank Limited	05 Jul 2022	K	2,173.94
NAB AUD 0.78 FRANKED, 30% CTR, DRP NIL DISC, BSP	NAB: National Australia Bank Limited	14 Dec 2022	K	2,376.66
ORG AUD 0.12375 FRANKED, 30% CTR, NIL CFI, DRP SUSP	ORG: Origin Energy Limited	30 Sep 2022	K	65.59
ORG AUD 0.165 FRANKED, 30% CTR, DRP SUSP	ORG: Origin Energy Limited	24 Mar 2023	K	87.45
RIO AUD 3.837 FRANKED, 30% CTR, DRP NIL DISC	RIO: Rio Tinto Limited	22 Sep 2022	K	1,672.93
RIO AUD 3.2649 FRANKED, 30% CTR, DRP NIL DISC	RIO: Rio Tinto Limited	20 Apr 2023	K	1,482.26
S32 USD 0.14, 0.03 SPEC, 0.17 FRANKED, 30% CTR	S32: South32 Limited	13 Oct 2022	K	181.69
S32 USD 0.049, 0.049 FRANKED, 30% CTR	S32: South32 Limited	06 Apr 2023	K	53.03
SDF AUD 0.078 FRANKED, 30% CTR, DRP NIL DISC	SDF: Steadfast Group Limited	09 Sep 2022	K	78.00
SDF AUD 0.06 FRANKED, 30% CTR, DRP	SDF: Steadfast Group Limited	22 Mar 2023	K	60.90
SOL AUD 0.15 SPEC, 0.58 FRANKED, 30% CTR	SOL: Washington H Soul Pattinson & Company Limited	12 Dec 2022	K	406.00
SOL AUD 0.36 FRANKED, 30% CTR	SOL: Washington H Soul Pattinson & Company Limited	12 May 2023	K	396.00
SUN AUD 0.17 FRANKED, 30% CTR, DRP NIL DISC	SUN: Suncorp Group Limited	21 Sep 2022	K	733.72
SUN AUD 0.33 FRANKED, 30% CTR, DRP NIL DISC	SUN: Suncorp Group Limited	31 Mar 2023	K	1,446.39
TLS AUD 0.01 SPEC, 0.085 FRANKED, 30% CTR, DRP NIL DISC	TLS: Telstra Group Limited	21 Sep 2022	K	283.30
TLS AUD 0.085 FRANKED, 30% CTR, DRP NIL DISC	TLS: Telstra Group Limited	31 Mar 2023	K	331.84
TWE AUD 0.16 FRANKED, 30% CTR, DRP NIL DISC	TWE: Treasury Wine Estates Limited	30 Sep 2022	K	38.24
TWE AUD 0.18 FRANKED, 30% CTR, DRP NIL DISC	TWE: Treasury Wine Estates Limited	04 Apr 2023	K	43.02
WBC AUD 0.64 FRANKED, 30% CTR, DRP NIL DISC	WBC: Westpac Banking Corporation	20 Dec 2022	K	1,344.64

Witizens Super Fund
Statement of Taxable Income
For the Period from 1 July 2022 to 30 June 2023

Description	Investment Reference	Date	Tax Return Ref.	Amount
WBC AUD 0.7 FRANKED, 30% CTR, DRP NIL DISC	WBC: Westpac Banking Corporation	27 Jun 2023	K	1,509.90
WDS USD 1.09, 1.09 FRANKED, 30% CTR, DRP NIL DISC	WDS: Woodside Energy Group Limited	06 Oct 2022	K	207.94
WDS USD 1.44, 1.44 FRANKED, 30% CTR, DRP SUSP	WDS: Woodside Energy Group Limited	05 Apr 2023	K	293.00
WES AUD 1 FRANKED, 30% CTR, DRP NIL DISC	WES: Wesfarmers Limited	06 Oct 2022	K	350.00
WES AUD 0.88 FRANKED, 30% CTR, DRP NIL DISC	WES: Wesfarmers Limited	28 Mar 2023	K	402.16
WOW AUD 0.53 FRANKED, 30% CTR, DRP NIL DISC	WOW: Woolworths Group Limited	27 Sep 2022	K	114.48
WOW AUD 0.46 FRANKED, 30% CTR, DRP NIL DISC	WOW: Woolworths Group Limited	13 Apr 2023	K	100.74
<i>Less Rounding</i>			K	(0.92)
Total Franked Dividend Amount			K	28,265.00
Dividend Franking Credit				
AEF AUD 0.03 FRANKED, 30% CTR, DRP SUSP	AEF: Australian Ethical Investment Limited	15 Sep 2022	L	25.71
AEF AUD 0.02 FRANKED, 30% CTR	AEF: Australian Ethical Investment Limited	16 Mar 2023	L	17.14
AMP AUD 0.005 FRANKED, 30% CTR, 0.02 CFI, DRP NIL DISC	AMP: AMP Limited	03 Apr 2023	L	3.60
Investment Income	ANZ: ANZ Group Holdings Limited	01 Jul 2022	L	649.23
ANZ AUD 0.74 FRANKED, 30% CTR, DRP NIL DISC, BSP	ANZ: ANZ Group Holdings Limited	15 Dec 2022	L	732.28
ASH AUD 0.03 FRANKED, 30% CTR	ASH: Ashley Services Group Limited	16 Sep 2022	L	64.29
ASH AUD 0.03 FRANKED, 30% CTR	ASH: Ashley Services Group Limited	17 Mar 2023	L	64.29
BHP USD 1.75, 1.75 FRANKED, 30% CTR, DRP NIL DISC	BHP: BHP Group Limited	22 Sep 2022	L	790.71
BHP USD 0.9, 0.9 FRANKED, 30% CTR, DRP NIL DISC	BHP: BHP Group Limited	30 Mar 2023	L	450.58
BSL AUD 0.25 FRANKED, 30% CTR, DRP SUSP	BSL: Bluescope Steel Limited	28 Mar 2023	L	129.43
CBA AUD 2.1 FRANKED, 30% CTR, DRP NIL DISC	CBA: Commonwealth Bank Of Australia	29 Sep 2022	L	437.40
CBA AUD 2.1 FRANKED, 30% CTR, DRP NIL DISC	CBA: Commonwealth Bank Of Australia	30 Mar 2023	L	446.40
CSL USD 1.18, 0.118 FRANKED, 30% CTR, 1.062 CFI, DRP SUSP	CSL: CSL Limited	05 Oct 2022	L	8.59
DMP AUD 0.4767 FRANKED, 30% CTR, NIL CFI	DMP: Domino's Pizza Enterprises Limited	15 Sep 2022	L	40.86
DMP AUD 0.4044 FRANKED, 30% CTR, NIL CFI	DMP: Domino's Pizza Enterprises Limited	16 Mar 2023	L	66.72
EDV AUD 0.077 FRANKED, 30% CTR	EDV: Endeavour Group Limited	16 Sep 2022	L	6.96
EDV AUD 0.143 FRANKED, 30% CTR	EDV: Endeavour Group Limited	20 Mar 2023	L	12.93
IAG AUD 0.035 FRANKED, 30% CTR, 0.015 CFI, DRP	IAG: Insurance Australia Group Limited	22 Sep 2022	L	85.76
IAG AUD 0.018 FRANKED, 30% CTR, 0.042 CFI, DRP SUSP	IAG: Insurance Australia Group Limited	23 Mar 2023	L	46.50
JLG AUD 0.03 FRANKED, 30% CTR	JLG: Johns Lyng Group Limited	19 Sep 2022	L	12.86
JLG AUD 0.045 FRANKED, 30% CTR	JLG: Johns Lyng Group Limited	14 Mar 2023	L	19.29
LLC AUD 0.04278193 FRANKED, 30% CTR, 0.01426064 CFI	LLC: Lendlease Group	21 Sep 2022	L	57.48
Investment Income	MQG: Macquarie Group Limited	04 Jul 2022	L	526.80
MQG AUD 1.2 FRANKED, 30% CTR, 1.8 CFI, DRP NIL DISC	MQG: Macquarie Group Limited	13 Dec 2022	L	460.80
Investment Income	NAB: National Australia Bank Limited	05 Jul 2022	L	931.69
NAB AUD 0.78 FRANKED, 30% CTR, DRP NIL DISC, BSP	NAB: National Australia Bank Limited	14 Dec 2022	L	1,018.57
ORG AUD 0.12375 FRANKED, 30% CTR, NIL CFI, DRP SUSP	ORG: Origin Energy Limited	30 Sep 2022	L	28.11
ORG AUD 0.165 FRANKED, 30% CTR, DRP SUSP	ORG: Origin Energy Limited	24 Mar 2023	L	37.48
RIO AUD 3.837 FRANKED, 30% CTR, DRP NIL DISC	RIO: Rio Tinto Limited	22 Sep 2022	L	716.97
RIO AUD 3.2649 FRANKED, 30% CTR, DRP NIL DISC	RIO: Rio Tinto Limited	20 Apr 2023	L	635.25

Witizens Super Fund
Statement of Taxable Income
For the Period from 1 July 2022 to 30 June 2023

Description	Investment Reference	Date	Tax Return Ref.	Amount
S32 USD 0.14, 0.03 SPEC, 0.17 FRANKED, 30% CTR	S32: South32 Limited	13 Oct 2022	L	77.87
S32 USD 0.049, 0.049 FRANKED, 30% CTR	S32: South32 Limited	06 Apr 2023	L	22.73
SDF AUD 0.078 FRANKED, 30% CTR, DRP NIL DISC	SDF: Steadfast Group Limited	09 Sep 2022	L	33.43
SDF AUD 0.06 FRANKED, 30% CTR, DRP	SDF: Steadfast Group Limited	22 Mar 2023	L	26.10
SOL AUD 0.15 SPEC, 0.58 FRANKED, 30% CTR	SOL: Washington H Soul Pattinson & Company Limited	12 Dec 2022	L	174.00
SOL AUD 0.36 FRANKED, 30% CTR	SOL: Washington H Soul Pattinson & Company Limited	12 May 2023	L	169.71
SUN AUD 0.17 FRANKED, 30% CTR, DRP NIL DISC	SUN: Suncorp Group Limited	21 Sep 2022	L	314.45
SUN AUD 0.33 FRANKED, 30% CTR, DRP NIL DISC	SUN: Suncorp Group Limited	31 Mar 2023	L	619.88
TLS AUD 0.01 SPEC, 0.085 FRANKED, 30% CTR, DRP NIL DISC	TLS: Telstra Group Limited	21 Sep 2022	L	121.41
TLS AUD 0.085 FRANKED, 30% CTR, DRP NIL DISC	TLS: Telstra Group Limited	31 Mar 2023	L	142.22
TWE AUD 0.16 FRANKED, 30% CTR, DRP NIL DISC	TWE: Treasury Wine Estates Limited	30 Sep 2022	L	16.39
TWE AUD 0.18 FRANKED, 30% CTR, DRP NIL DISC	TWE: Treasury Wine Estates Limited	04 Apr 2023	L	18.44
WBC AUD 0.64 FRANKED, 30% CTR, DRP NIL DISC	WBC: Westpac Banking Corporation	20 Dec 2022	L	576.27
WBC AUD 0.7 FRANKED, 30% CTR, DRP NIL DISC	WBC: Westpac Banking Corporation	27 Jun 2023	L	647.10
WDS USD 1.09, 1.09 FRANKED, 30% CTR, DRP NIL DISC	WDS: Woodside Energy Group Limited	06 Oct 2022	L	89.12
WDS USD 1.44, 1.44 FRANKED, 30% CTR, DRP SUSP	WDS: Woodside Energy Group Limited	05 Apr 2023	L	125.57
WES AUD 1 FRANKED, 30% CTR, DRP NIL DISC	WES: Wesfarmers Limited	06 Oct 2022	L	150.00
WES AUD 0.88 FRANKED, 30% CTR, DRP NIL DISC	WES: Wesfarmers Limited	28 Mar 2023	L	172.35
WOW AUD 0.53 FRANKED, 30% CTR, DRP NIL DISC	WOW: Woolworths Group Limited	27 Sep 2022	L	49.06
WOW AUD 0.46 FRANKED, 30% CTR, DRP NIL DISC	WOW: Woolworths Group Limited	13 Apr 2023	L	43.17
<i>Less Rounding</i>			L	(0.95)
Total Dividend Franking Credit			L	12,113.00
Gross Trust Distributions				
Distribution - Tax Statement	GMG: Goodman Group	25 Aug 2022	M	(7.57)
GOODMAN GROUP AUG22/00813036	GMG: Goodman Group	25 Aug 2022	M	8.25
Distribution - Tax Statement	GMG: Goodman Group	29 Dec 2022	M	(45.40)
GMG Distribution - Cash	GMG: Goodman Group	29 Dec 2022	M	49.50
Distribution - Tax Statement	GMG: Goodman Group	29 Jun 2023	M	(48.62)
GMG AUD 0.002412435 FRANKED, 30% CTR	GMG: Goodman Group	29 Jun 2023	M	53.00
Distribution - Tax Statement	GPT: GPT Group	18 Aug 2022	M	(18.59)
GPT Distribution - Cash	GPT: GPT Group	18 Aug 2022	M	38.10
Distribution - Tax Statement	GPT: GPT Group	29 Dec 2022	M	(17.99)
GPT Distribution - Cash	GPT: GPT Group	29 Dec 2022	M	36.90
Distribution - Tax Statement	LLC: Lendlease Group	17 Feb 2023	M	(68.24)
LLC AUD DRP NIL DISC	LLC: Lendlease Group	17 Feb 2023	M	155.28
Distribution - Tax Statement	LLC: Lendlease Group	30 Jun 2023	M	(102.11)
LLC AUD 0.04656179 FRANKED, 30% CTR, DRP NIL DISC	LLC: Lendlease Group	30 Jun 2023	M	205.56
Distribution - Tax Statement	NDQ: Betashares Nasdaq 100 ETF	03 Jan 2023	M	(15.50)
NDQ AUD DRP	NDQ: Betashares Nasdaq 100 ETF	03 Jan 2023	M	15.51
Distribution - Tax Statement	NDQ: Betashares Nasdaq 100 ETF	30 Jun 2023	M	(391.13)
NDQ AUD DRP	NDQ: Betashares Nasdaq 100 ETF	30 Jun 2023	M	391.34
Distribution - Tax Statement	SCG: Scentre Group	15 Aug 2022	M	(2.32)

Witizens Super Fund
Statement of Taxable Income
For the Period from 1 July 2022 to 30 June 2023

Description	Investment Reference	Date	Tax Return	
			Ref.	Amount
SCG AUD 0.00003571 FRANKED, 30% CTR	SCG: Scentre Group	15 Aug 2022	M	28.04
Distribution - Tax Statement	SCG: Scentre Group	16 Feb 2023	M	(2.55)
SCG AUD 0.0482 FRANKED, 30% CTR	SCG: Scentre Group	16 Feb 2023	M	30.84
Distribution - Tax Statement	TGP0006AU: Nikko AM New Asia Fund <T>	27 Oct 2022	M	(58.00)
TGP0006AU Dist	TGP0006AU: Nikko AM New Asia Fund <T>	27 Oct 2022	M	58.06
Distribution - Tax Statement	TGP0006AU: Nikko AM New Asia Fund <T>	03 Mar 2023	M	(40,862.11)
TGP0006AU Dist	TGP0006AU: Nikko AM New Asia Fund <T>	03 Mar 2023	M	40,904.30
<i>Less Rounding</i>			M	(0.55)
Total Gross Trust Distributions			M	334.00
Assessable Employer Contributions				
SuperChoice P/L PC190722-189943455	1: Thomas Witizens	25 Jul 2022	R1	1,902.73
SuperChoice P/L PC150822-174751162	1: Thomas Witizens	19 Aug 2022	R1	1,977.90
SuperChoice P/L PC190922-150952708	1: Thomas Witizens	26 Sep 2022	R1	2,176.28
SuperChoice P/L PC131022-124422888	1: Thomas Witizens	20 Oct 2022	R1	2,365.28
SuperChoice P/L PC101122-108009245	1: Thomas Witizens	17 Nov 2022	R1	2,090.12
SuperChoice P/L PC121222-192468507	1: Thomas Witizens	16 Dec 2022	R1	1,959.49
SuperChoice P/L PC130123-196162969	1: Thomas Witizens	20 Jan 2023	R1	2,170.72
SuperChoice P/L PC100223-165773810	1: Thomas Witizens	16 Feb 2023	R1	1,695.44
SuperChoice P/L PC100323-154913689	1: Thomas Witizens	17 Mar 2023	R1	1,270.19
SuperChoice P/L PC140423-160272074	1: Thomas Witizens	21 Apr 2023	R1	1,915.02
SuperChoice P/L PC100523-112161304	1: Thomas Witizens	17 May 2023	R1	2,015.07
SuperChoice P/L PC080623-183198939	1: Thomas Witizens	15 Jun 2023	R1	1,584.27
<i>Less Rounding</i>			R1	(0.51)
Total Assessable Employer Contributions			R1	23,122.00
Total Assessable Personal Contributions			R2	0.00
Total No-TFN quoted contributions			R3	0.00
Total Transfer of Liability to life insurance company or PST			R6	0.00
Total Assessable Contributions			R	23,122.00
Total Other Income			S	0.00
Total Assessable Income Due to Changed Tax Status of Fund			T	0.00
Total Net Non-arm's Length Income			U	0.00
Total Exempt Current Pension Income			Y	0.00
Total Assessable Income				85,564.00

Deductions

Section C

Total Interest Expenses within Australia	A	0.00
Total Interest Expenses Overseas	B	0.00
Total Capital Works Deductions	D	0.00
Total Deduction for Decline in Value of Depreciating Assets	E	0.00
Total Death or Disability Premiums	F	0.00
Total Death Benefit Increase	G	0.00

Witizens Super Fund
Statement of Taxable Income
For the Period from 1 July 2022 to 30 June 2023

Description	Investment Reference	Date	Tax Return Ref.	Amount
Total Approved Auditor Fee			H	0.00
Total Investment Expenses			I	0.00
Management and Administration Expenses				
TRANSACT FUNDS TFR TO T WITZENS JULIE T		05 Jul 2022	J	999.00
TRANSACT FUNDS TFR TO T WITZENS JULIE T		03 Jan 2023	J	999.00
TRANSACT FUNDS TFR TO T WITZENS JULIE T		27 Jan 2023	J	999.00
Management fee - Account keeping fee		24 May 2023	J	161.76
Management fee - Administration fee		24 May 2023	J	211.86
SMSF Statement		30 Jun 2023	J	3,080.00
Less Rounding			J	(0.62)
Total Management and Administration Expenses			J	6,450.00
Total Forestry Managed Investment Scheme Deduction			U	0.00
Other Deductions				
ATO ATO006000016435043		19 Jul 2022	L	259.00
Total Other Deductions			L	259.00
Tax Losses Deducted				
Tax Losses Brought Forward		30 Jun 2023	M	0.00
Less Net Exempt Income		30 Jun 2023	M	0.00
Total Tax Losses Deducted			M	0.00
Total Deductions				6,709.00
Taxable Income or Loss			(V - N) O	78,855.00

Income Tax Calculation Statement

Section D

Gross Tax

Gross Tax @ 15% for Concessional Income		30 Jun 2023	T1	11,828.25
Gross Tax @ 45% for Net Non-Arm's Length Income		30 Jun 2023	T1	0.00
No-TFN Quoted Contributions @ 32%		30 Jun 2023	J	0.00
Total Gross Tax				11,828.25

Credit: Foreign Tax Income Offset

CNU NZD 0.21, 15% WHT, DRP NIL DISC	CNU: Chorus Limited	11 Oct 2022	C1	50.58
CNU NZD 0.17, 15% WHT, DRP SUSP	CNU: Chorus Limited	11 Apr 2023	C1	44.15
Distribution - Tax Statement	GMG: Goodman Group	25 Aug 2022	C1	0.04
Distribution - Tax Statement	GMG: Goodman Group	29 Dec 2022	C1	0.24
Distribution - Tax Statement	GMG: Goodman Group	29 Jun 2023	C1	0.25
Distribution - Tax Statement	LLC: Lendlease Group	17 Feb 2023	C1	4.04
Distribution - Tax Statement	LLC: Lendlease Group	30 Jun 2023	C1	6.95
Distribution - Tax Statement	NDQ: Betashares Nasdaq 100 ETF	03 Jan 2023	C1	0.72
Distribution - Tax Statement	NDQ: Betashares Nasdaq 100 ETF	30 Jun 2023	C1	18.21
Distribution - Tax Statement	SCG: Scentre Group	15 Aug 2022	C1	0.13
Distribution - Tax Statement	SCG: Scentre Group	16 Feb 2023	C1	0.15
SPK NZD 0.125, 0.02205882 SUP, 15% WHT, DRP SUSP	SPK: Spark New Zealand Limited	07 Oct 2022	C1	188.55
SPK NZD 0.135, 0.02382353 SUP, 15% WHT, DRP SUSP	SPK: Spark New Zealand Limited	06 Apr 2023	C1	214.20

Witizens Super Fund
Statement of Taxable Income
For the Period from 1 July 2022 to 30 June 2023

Description	Investment Reference	Date	Tax Return	
			Ref.	Amount
Distribution - Tax Statement	TGP0006AU: Nikko AM New Asia Fund <T>	27 Oct 2022	C1	0.20
Distribution - Tax Statement	TGP0006AU: Nikko AM New Asia Fund <T>	03 Mar 2023	C1	141.38
Total Credit: Foreign Tax Income Offset			C1	669.79
Total Credit: Rebates and Tax Offset			C2	0.00
Rebates and Offsets			C	669.79
SUBTOTAL				11,158.46
Credit: Refundable Franking Credits				
AEF AUD 0.03 FRANKED, 30% CTR, DRP SUSP	AEF: Australian Ethical Investment Limited	15 Sep 2022	E1	25.71
AEF AUD 0.02 FRANKED, 30% CTR	AEF: Australian Ethical Investment Limited	16 Mar 2023	E1	17.14
AMP AUD 0.005 FRANKED, 30% CTR, 0.02 CFI, DRP NIL DISC	AMP: AMP Limited	03 Apr 2023	E1	3.60
Investment Income	ANZ: ANZ Group Holdings Limited	01 Jul 2022	E1	649.23
ANZ AUD 0.74 FRANKED, 30% CTR, DRP NIL DISC, BSP	ANZ: ANZ Group Holdings Limited	15 Dec 2022	E1	732.28
ASH AUD 0.03 FRANKED, 30% CTR	ASH: Ashley Services Group Limited	16 Sep 2022	E1	64.29
ASH AUD 0.03 FRANKED, 30% CTR	ASH: Ashley Services Group Limited	17 Mar 2023	E1	64.29
BHP USD 1.75, 1.75 FRANKED, 30% CTR, DRP NIL DISC	BHP: BHP Group Limited	22 Sep 2022	E1	790.71
BHP USD 0.9, 0.9 FRANKED, 30% CTR, DRP NIL DISC	BHP: BHP Group Limited	30 Mar 2023	E1	450.58
BSL AUD 0.25 FRANKED, 30% CTR, DRP SUSP	BSL: Bluescope Steel Limited	28 Mar 2023	E1	129.43
CBA AUD 2.1 FRANKED, 30% CTR, DRP NIL DISC	CBA: Commonwealth Bank Of Australia	29 Sep 2022	E1	437.40
CBA AUD 2.1 FRANKED, 30% CTR, DRP NIL DISC	CBA: Commonwealth Bank Of Australia	30 Mar 2023	E1	446.40
CSL USD 1.18, 0.118 FRANKED, 30% CTR, 1.062 CFI, DRP SUSP	CSL: CSL Limited	05 Oct 2022	E1	8.59
DMP AUD 0.4767 FRANKED, 30% CTR, NIL CFI	DMP: Domino's Pizza Enterprises Limited	15 Sep 2022	E1	40.86
DMP AUD 0.4044 FRANKED, 30% CTR, NIL CFI	DMP: Domino's Pizza Enterprises Limited	16 Mar 2023	E1	66.72
EDV AUD 0.077 FRANKED, 30% CTR	EDV: Endeavour Group Limited	16 Sep 2022	E1	6.96
EDV AUD 0.143 FRANKED, 30% CTR	EDV: Endeavour Group Limited	20 Mar 2023	E1	12.93
Distribution - Tax Statement	GMG: Goodman Group	25 Aug 2022	E1	0.04
Distribution - Tax Statement	GMG: Goodman Group	29 Dec 2022	E1	0.25
Distribution - Tax Statement	GMG: Goodman Group	29 Jun 2023	E1	0.26
IAG AUD 0.035 FRANKED, 30% CTR, 0.015 CFI, DRP	IAG: Insurance Australia Group Limited	22 Sep 2022	E1	85.76
IAG AUD 0.018 FRANKED, 30% CTR, 0.042 CFI, DRP SUSP	IAG: Insurance Australia Group Limited	23 Mar 2023	E1	46.50
JLG AUD 0.03 FRANKED, 30% CTR	JLG: Johns Lyng Group Limited	19 Sep 2022	E1	12.86
JLG AUD 0.045 FRANKED, 30% CTR	JLG: Johns Lyng Group Limited	14 Mar 2023	E1	19.29
LLC AUD 0.04278193 FRANKED, 30% CTR, 0.01426064 CFI	LLC: Lendlease Group	21 Sep 2022	E1	57.48
Investment Income	MQG: Macquarie Group Limited	04 Jul 2022	E1	526.80
MQG AUD 1.2 FRANKED, 30% CTR, 1.8 CFI, DRP NIL DISC	MQG: Macquarie Group Limited	13 Dec 2022	E1	460.80
Investment Income	NAB: National Australia Bank Limited	05 Jul 2022	E1	931.69
NAB AUD 0.78 FRANKED, 30% CTR, DRP NIL DISC, BSP	NAB: National Australia Bank Limited	14 Dec 2022	E1	1,018.57
ORG AUD 0.12375 FRANKED, 30% CTR, NIL CFI, DRP SUSP	ORG: Origin Energy Limited	30 Sep 2022	E1	28.11
ORG AUD 0.165 FRANKED, 30% CTR, DRP SUSP	ORG: Origin Energy Limited	24 Mar 2023	E1	37.48
RIO AUD 3.837 FRANKED, 30% CTR, DRP NIL DISC	RIO: Rio Tinto Limited	22 Sep 2022	E1	716.97
RIO AUD 3.2649 FRANKED, 30% CTR, DRP NIL DISC	RIO: Rio Tinto Limited	20 Apr 2023	E1	635.25

Witizens Super Fund
Statement of Taxable Income
For the Period from 1 July 2022 to 30 June 2023

Description	Investment Reference	Date	Tax Return Ref.	Amount
S32 USD 0.14, 0.03 SPEC, 0.17 FRANKED, 30% CTR	S32: South32 Limited	13 Oct 2022	E1	77.87
S32 USD 0.049, 0.049 FRANKED, 30% CTR	S32: South32 Limited	06 Apr 2023	E1	22.73
Distribution - Tax Statement	SCG: Scentre Group	15 Aug 2022	E1	3.68
Distribution - Tax Statement	SCG: Scentre Group	16 Feb 2023	E1	4.05
SDF AUD 0.078 FRANKED, 30% CTR, DRP NIL DISC	SDF: Steadfast Group Limited	09 Sep 2022	E1	33.43
SDF AUD 0.06 FRANKED, 30% CTR, DRP	SDF: Steadfast Group Limited	22 Mar 2023	E1	26.10
SOL AUD 0.15 SPEC, 0.58 FRANKED, 30% CTR	SOL: Washington H Soul Pattinson & Company Limited	12 Dec 2022	E1	174.00
SOL AUD 0.36 FRANKED, 30% CTR	SOL: Washington H Soul Pattinson & Company Limited	12 May 2023	E1	169.71
SUN AUD 0.17 FRANKED, 30% CTR, DRP NIL DISC	SUN: Suncorp Group Limited	21 Sep 2022	E1	314.45
SUN AUD 0.33 FRANKED, 30% CTR, DRP NIL DISC	SUN: Suncorp Group Limited	31 Mar 2023	E1	619.88
TLS AUD 0.01 SPEC, 0.085 FRANKED, 30% CTR, DRP NIL DISC	TLS: Telstra Group Limited	21 Sep 2022	E1	121.41
TLS AUD 0.085 FRANKED, 30% CTR, DRP NIL DISC	TLS: Telstra Group Limited	31 Mar 2023	E1	142.22
TWE AUD 0.16 FRANKED, 30% CTR, DRP NIL DISC	TWE: Treasury Wine Estates Limited	30 Sep 2022	E1	16.39
TWE AUD 0.18 FRANKED, 30% CTR, DRP NIL DISC	TWE: Treasury Wine Estates Limited	04 Apr 2023	E1	18.44
WBC AUD 0.64 FRANKED, 30% CTR, DRP NIL DISC	WBC: Westpac Banking Corporation	20 Dec 2022	E1	576.27
WBC AUD 0.7 FRANKED, 30% CTR, DRP NIL DISC	WBC: Westpac Banking Corporation	27 Jun 2023	E1	647.10
WDS USD 1.09, 1.09 FRANKED, 30% CTR, DRP NIL DISC	WDS: Woodside Energy Group Limited	06 Oct 2022	E1	89.12
WDS USD 1.44, 1.44 FRANKED, 30% CTR, DRP SUSP	WDS: Woodside Energy Group Limited	05 Apr 2023	E1	125.57
WES AUD 1 FRANKED, 30% CTR, DRP NIL DISC	WES: Wesfarmers Limited	06 Oct 2022	E1	150.00
WES AUD 0.88 FRANKED, 30% CTR, DRP NIL DISC	WES: Wesfarmers Limited	28 Mar 2023	E1	172.35
WOW AUD 0.53 FRANKED, 30% CTR, DRP NIL DISC	WOW: Woolworths Group Limited	27 Sep 2022	E1	49.06
WOW AUD 0.46 FRANKED, 30% CTR, DRP NIL DISC	WOW: Woolworths Group Limited	13 Apr 2023	E1	43.17
Total Credit: Refundable Franking Credits			E1	12,122.23
Total Credit: No-TFN Tax Offset			E2	0.00
Total Credit: Refundable National Rental Affordability Scheme Tax Offset			E3	0.00
Total Credit: Interest on Early Payments			H1	0.00
Total Credit: Foreign Resident Withholding			H2	0.00
Total Credit: ABN/TFN Not Quoted (Non-Individual)			H3	0.00
Total Credit: Interest on No-TFN Tax Offset			H6	0.00
Total Eligible Credits				0.00
Net Tax Payable				(963.77)
PAYG Instalments Raised				
Mar23 PAYGI		31 Mar 2023	K	329.00
Jun23 PAYGI		30 Jun 2023	K	329.00
Total PAYG Instalments Raised			K	658.00
Total Supervisory Levy			L	259.00
Total Supervisory Levy Adjustment for Wound Up Funds			M	0.00

Witzens Super Fund
Statement of Taxable Income
For the Period from 1 July 2022 to 30 June 2023

Description	Investment Reference	Date	Tax Return Ref.	Amount
Total Supervisory Levy Adjustment for New Funds			N	0.00
Total Amount Due / (Refundable)				(1,362.77)

Witzens Super Fund

Members Summary Report - For the period 1/07/2022 to 30/06/2023

Member's Detail	Opening Balance	Increases				Decreases				Closing Balance		
		Contrib	Tran In	Profit	Ins Proc	Tax	Exp	Ins Prem	Tran Out		Ben Paid	
Mr Thomas Witzens												
42 Folingsby Street Weston ACT 2611												
Accumulation	Accumulation	866,383.36	23,122.51	0.00	91,997.40	0.00	(11,828.25)	0.00	0.00	0.00	0.00	969,675.02
		866,383.36	23,122.51	0.00	91,997.40	0.00	(11,828.25)	0.00	0.00	0.00	0.00	969,675.02
		866,383.36	23,122.51	0.00	91,997.40	0.00	(11,828.25)	0.00	0.00	0.00	0.00	969,675.02

Witzens Super Fund
Investment Summary as at 30 June 2023

Investment	Units	Average Cost Price	Market Price	Accounting Cost	Market Value	Unrealised Accounting Gain/(Loss)	Accounting Gain/(Loss) (%)	Portfolio Weight (%)
<u>Bank</u>								
MBL Bank Account				54,067.59	54,067.59			5.58%
				54,067.59	54,067.59			5.58%
<u>Listed Securities Market</u>								
Australian Ethical Investment Limited (ASX:AEF)	2,000.00000	5.1310	3.3600	10,262.06	6,720.00	(3,542.06)	(34.52)%	0.69%
AMP Limited (ASX:AMP)	1,725.00000	3.7063	1.1300	6,393.38	1,949.25	(4,444.13)	(69.51)%	0.20%
ANZ Group Holdings Limited (ASX:ANZ)	2,378.00000	19.5988	23.7100	46,605.94	56,382.38	9,776.44	20.98%	5.81%
Ashley Services Group Limited (ASX:ASH)	5,000.00000	0.7190	0.7100	3,594.95	3,550.00	(44.95)	(1.25)%	0.37%
BHP Group Limited (ASX:BHP)	794.00000	28.7709	44.9900	22,844.06	35,722.06	12,878.00	56.37%	3.68%
Bluescope Steel Limited (ASX:BSL)	1,208.00000	10.6923	20.5500	12,916.24	24,824.40	11,908.16	92.20%	2.56%
Commonwealth Bank Of Australia (ASX:CBA)	507.00000	52.5824	100.2700	26,659.29	50,836.89	24,177.60	90.69%	5.24%
Chorus Limited (ASX:CNU)	1,855.00000	2.9470	7.7500	5,466.72	14,376.25	8,909.53	162.98%	1.48%
CSL Limited (ASX:CSL)	114.00000	101.8068	277.3800	11,605.98	31,621.32	20,015.34	172.46%	3.26%
CSR Limited (ASX:CSR)	2,000.00000	5.2800	5.1900	10,559.90	10,380.00	(179.90)	(1.70)%	1.07%
Centrex Limited (ASX:CXM)	20,000.00000	0.1520	0.1400	3,039.90	2,800.00	(239.90)	(7.89)%	0.29%
Domino's Pizza Enterprises Limited (ASX:DMP)	385.00000	66.8983	46.4300	25,755.85	17,875.55	(7,880.30)	(30.60)%	1.84%
Dreadnought Resources Limited (ASX:DRE)	10,000.00000	0.1000	0.0520	999.95	520.00	(479.95)	(48.00)%	0.05%
Finbar Group Limited (ASX:FRI)	10,000.00000	0.6670	0.6600	6,669.94	6,600.00	(69.94)	(1.05)%	0.68%
Goodman Group (ASX:GMG)	530.00000	10.5493	20.0700	5,591.13	10,637.10	5,045.97	90.25%	1.10%
Johns Lyng Group Limited (ASX:JLG)	1,000.00000	7.0867	5.3200	7,086.74	5,320.00	(1,766.74)	(24.93)%	0.55%
Lendlease Group (ASX:LLC)	3,190.00000	8.1549	7.7500	26,014.05	24,722.50	(1,291.55)	(4.96)%	2.55%
Liontown Resources Limited (ASX:LTR)	1,000.00000	1.2700	2.8300	1,269.95	2,830.00	1,560.05	122.84%	0.29%
Lynas Rare Earths Limited (ASX:LYC)	800.00000	9.2811	6.8500	7,424.85	5,480.00	(1,944.85)	(26.19)%	0.57%
Macquarie Group Limited (ASX:MQG)	1,061.00000	108.7767	177.6200	115,412.06	188,454.82	73,042.76	63.29%	19.44%

Witzens Super Fund
Investment Summary as at 30 June 2023

Investment	Units	Average Cost Price	Market Price	Accounting Cost	Market Value	Unrealised Accounting Gain/(Loss)	Accounting Gain/(Loss) (%)	Portfolio Weight (%)
<i>Listed Securities Market</i>								
National Australia Bank Limited (ASX:NAB)	3,123.00000	22.6809	26.3700	70,832.40	82,353.51	11,521.11	16.27%	8.49%
Betashares Nasdaq 100 ETF (ASX:NDQ)	500.00000	27.6728	35.0500	13,836.41	17,525.00	3,688.59	26.66%	1.81%
Origin Energy Limited (ASX:ORG)	530.00000	11.8776	8.4100	6,295.11	4,457.30	(1,837.81)	(29.19)%	0.46%
Probiotec Limited (ASX:PBP)	2,000.00000	2.4500	2.8000	4,899.95	5,600.00	700.05	14.29%	0.58%
Rio Tinto Limited (ASX:RIO)	467.00000	68.2379	114.6900	31,867.11	53,560.23	21,693.12	68.07%	5.52%
South32 Limited (ASX:S32)	723.00000	2.1086	3.7600	1,524.53	2,718.48	1,193.95	78.32%	0.28%
Scentre Group (ASX:SCG)	374.00000	3.0943	2.6500	1,157.25	991.10	(166.15)	(14.36)%	0.10%
Steadfast Group Limited (ASX:SDF)	1,025.00000	4.9062	6.0000	5,028.85	6,150.00	1,121.15	22.29%	0.63%
Washington H Soul Pattinson & Company Limited (ASX:SOL)	1,100.00000	25.7515	31.7800	28,326.65	34,958.00	6,631.35	23.41%	3.61%
Spark New Zealand Limited (ASX:SPK)	9,699.00000	1.7816	4.6700	17,280.21	45,294.33	28,014.12	162.12%	4.67%
Suncorp Group Limited (ASX:SUN)	4,496.00000	8.5666	13.4900	38,515.24	60,651.04	22,135.80	57.47%	6.26%
The Lottery Corporation Limited (ASX:TLC)	1,000.00000	5.2500	5.1300	5,249.95	5,130.00	(119.95)	(2.28)%	0.53%
Treasury Wine Estates Limited (ASX:TWE)	239.00000	3.3679	11.2300	804.94	2,683.97	1,879.03	233.44%	0.28%
Virgin Money UK PLC (ASX:VUK)	409.00000	4.0100	2.8500	1,640.09	1,165.65	(474.44)	(28.93)%	0.12%
Westpac Banking Corporation (ASX:WBC)	2,229.00000	23.3725	21.3400	52,097.31	47,566.86	(4,530.45)	(8.70)%	4.91%
Woodside Energy Group Limited (ASX:WDS)	136.00000	29.9760	34.4400	4,076.74	4,683.84	607.10	14.89%	0.48%
Wesfarmers Limited (ASX:WES)	565.00000	46.5893	49.3400	26,322.95	27,877.10	1,554.15	5.90%	2.88%
Woolworths Group Limited (ASX:WOW)	222.00000	25.2450	39.7300	5,604.38	8,820.06	3,215.68	57.38%	0.91%
XRF Scientific Limited (ASX:XRF)	1,500.00000	0.8633	1.1700	1,294.95	1,755.00	460.05	35.53%	0.18%
				672,827.96	915,543.99	242,716.03	36.07%	94.42%
				726,895.55	969,611.58	242,716.03	33.39%	100.00%

The accounting cost is the original cost base adjusted by any subsequent capital call/improvement or capital return transactions. In many cases, it is not the same as the adjusted or reduced cost base, or the reset cost base resulting from the CGT relief. To view the tax cost base and unrealised gain/(loss) for tax purposes refer to the Unrealised Capital Gains Report or change the report parameter to tax cost base.

Witzens Super Fund
Investment Income Summary
For the period 1 July 2022 to 30 June 2023

Total Income	Add			Less					Taxable Income (excluding Capital Gains)	Indexed Capital Gains *	Discounted Capital Gains *	Other Capital Gains *	CGT Concession Amount *	
	Franking Credits	Foreign Credits	TFN Credits	Tax Free	Tax Exempt	Tax Deferred	Distributed Capital Gains	GST						
<u>Bank</u>														
Expand Inv Cash														
553.34	0.00	0.00	0.00	0.00	0.00	0.00	0.00	0.00	0.00	553.34	0.00	0.00	0.00	0.00
MBL Bank Account														
459.23	0.00	0.00	0.00	0.00	0.00	0.00	0.00	0.00	0.00	459.23	0.00	0.00	0.00	0.00
1,012.57	0.00	0.00	0.00	0.00	0.00	0.00	0.00	0.00	0.00	1,012.57	0.00	0.00	0.00	0.00
<u>Listed Securities Market</u>														
AMP Limited (ASX:AMP)														
42.05	3.60	0.00	0.00	0.00	0.00	0.00	0.00	0.00	0.00	45.65	0.00	0.00	0.00	0.00
ANZ Group Holdings Limited (ASX:ANZ)														
3,223.54	1,381.51	0.00	0.00	0.00	0.00	0.00	0.00	0.00	0.00	4,605.05	0.00	0.00	0.00	0.00
Ashley Services Group Limited (ASX:ASH)														
300.00	128.58	0.00	0.00	0.00	0.00	0.00	0.00	0.00	0.00	428.58	0.00	0.00	0.00	0.00
Australian Ethical Investment Limited (ASX:AEF)														
100.00	42.85	0.00	0.00	0.00	0.00	0.00	0.00	0.00	0.00	142.85	0.00	0.00	0.00	0.00
Betashares Nasdaq 100 ETF (ASX:NDQ)														
406.85	0.00	18.93	0.00	0.00	0.00	0.00	370.02	0.00	0.00	55.76	0.00	185.01	0.00	185.01
BHP Group Limited (ASX:BHP)														
2,896.34	1,241.29	0.00	0.00	0.00	0.00	0.00	0.00	0.00	0.00	4,137.63	0.00	0.00	0.00	0.00
Bluescope Steel Limited (ASX:BSL)														
604.00	129.43	0.00	0.00	0.00	0.00	0.00	0.00	0.00	0.00	733.43	0.00	0.00	0.00	0.00
Chorus Limited (ASX:CNU)														
539.69	0.00	94.73	0.00	0.00	0.00	0.00	0.00	0.00	0.00	634.42	0.00	0.00	0.00	0.00
Commonwealth Bank Of Australia (ASX:CBA)														

Witzens Super Fund
Investment Income Summary
For the period 1 July 2022 to 30 June 2023

Total Income	Add			Less					Taxable Income (excluding Capital Gains)	Indexed Capital Gains *	Discounted Capital Gains *	Other Capital Gains *	CGT Concession Amount *
	Franking Credits	Foreign Credits	TFN Credits	Tax Free	Tax Exempt	Tax Deferred	Distributed Capital Gains	GST					
2,062.20	883.80	0.00	0.00	0.00	0.00	0.00	0.00	0.00	2,946.00	0.00	0.00	0.00	0.00
CSL Limited (ASX:CSL)													
385.30	8.59	0.00	0.00	0.00	0.00	0.00	0.00	0.00	393.89	0.00	0.00	0.00	0.00
Domino's Pizza Enterprises Limited (ASX:DMP)													
395.69	107.58	0.00	0.00	0.00	0.00	0.00	0.00	0.00	503.27	0.00	0.00	0.00	0.00
Endeavour Group Limited (ASX:EDV)													
46.42	19.89	0.00	0.00	0.00	0.00	0.00	0.00	0.00	66.31	0.00	0.00	0.00	0.00
Goodman Group (ASX:GMG)													
110.75	0.55	0.53	0.00	0.00	0.00	6.30	81.16	0.00	24.37	0.00	40.58	0.00	40.58
GPT Group (ASX:GPT)													
75.00	0.00	0.00	0.00	0.00	26.24	0.00	10.34	0.00	38.42	0.00	5.17	0.00	5.17
Insurance Australia Group Limited (ASX:IAG)													
647.53	132.26	0.00	0.00	0.00	0.00	0.00	0.00	0.00	779.79	0.00	0.00	0.00	0.00
Johns Lyng Group Limited (ASX:JLG)													
75.00	32.15	0.00	0.00	0.00	0.00	0.00	0.00	0.00	107.15	0.00	0.00	0.00	0.00
Lendlease Group (ASX:LLC)													
539.67	57.48	10.99	0.00	0.00	76.19	0.00	0.96	0.00	530.99	0.00	0.48	0.00	0.48
Macquarie Group Limited (ASX:MQG)													
5,761.00	987.60	0.00	0.00	0.00	0.00	0.00	0.00	0.00	6,748.60	0.00	0.00	0.00	0.00
National Australia Bank Limited (ASX:NAB)													
4,550.60	1,950.26	0.00	0.00	0.00	0.00	0.00	0.00	0.00	6,500.86	0.00	0.00	0.00	0.00
Origin Energy Limited (ASX:ORG)													
174.90	65.59	0.00	0.00	0.00	0.00	0.00	0.00	0.00	240.49	0.00	0.00	0.00	0.00
Rio Tinto Limited (ASX:RIO)													
3,155.19	1,352.22	0.00	0.00	0.00	0.00	0.00	0.00	0.00	4,507.41	0.00	0.00	0.00	0.00
Scentre Group (ASX:SCG)													
58.88	7.73	0.28	0.00	0.00	11.11	0.00	0.30	0.00	55.48	0.00	0.15	0.00	0.15
South32 Limited (ASX:S32)													
234.72	100.60	0.00	0.00	0.00	0.00	0.00	0.00	0.00	335.32	0.00	0.00	0.00	0.00

Witrzens Super Fund
Investment Income Summary
For the period 1 July 2022 to 30 June 2023

Total Income	Add			Less					Taxable Income (excluding Capital Gains)	Indexed Capital Gains *	Discounted Capital Gains *	Other Capital Gains *	CGT Concession Amount *	
	Franking Credits	Foreign Credits	TFN Credits	Tax Free	Tax Exempt	Tax Deferred	Distributed Capital Gains	GST						
Spark New Zealand Limited (ASX:SPK)														
2,282.26	0.00	402.75	0.00	0.00	0.00	0.00	0.00	0.00	0.00	2,685.01	0.00	0.00	0.00	0.00
Steadfast Group Limited (ASX:SDF)														
138.90	59.53	0.00	0.00	0.00	0.00	0.00	0.00	0.00	0.00	198.43	0.00	0.00	0.00	0.00
Suncorp Group Limited (ASX:SUN)														
2,180.11	934.33	0.00	0.00	0.00	0.00	0.00	0.00	0.00	0.00	3,114.44	0.00	0.00	0.00	0.00
Telstra Group Limited (ASX:TLS)														
615.14	263.63	0.00	0.00	0.00	0.00	0.00	0.00	0.00	0.00	878.77	0.00	0.00	0.00	0.00
Treasury Wine Estates Limited (ASX:TWE)														
81.26	34.83	0.00	0.00	0.00	0.00	0.00	0.00	0.00	0.00	116.09	0.00	0.00	0.00	0.00
Virgin Money Uk PLC (ASX:VUK)														
78.64	0.00	0.00	0.00	0.00	0.00	0.00	0.00	0.00	0.00	78.64	0.00	0.00	0.00	0.00
Washington H Soul Pattinson & Company Limited (ASX:SOL)														
802.00	343.71	0.00	0.00	0.00	0.00	0.00	0.00	0.00	0.00	1,145.71	0.00	0.00	0.00	0.00
Wesfarmers Limited (ASX:WES)														
752.16	322.35	0.00	0.00	0.00	0.00	0.00	0.00	0.00	0.00	1,074.51	0.00	0.00	0.00	0.00
Westpac Banking Corporation (ASX:WBC)														
2,854.54	1,223.37	0.00	0.00	0.00	0.00	0.00	0.00	0.00	0.00	4,077.91	0.00	0.00	0.00	0.00
Woodside Energy Group Limited (ASX:WDS)														
500.94	214.69	0.00	0.00	0.00	0.00	0.00	0.00	0.00	0.00	715.63	0.00	0.00	0.00	0.00
Woolworths Group Limited (ASX:WOW)														
215.22	92.23	0.00	0.00	0.00	0.00	0.00	0.00	0.00	0.00	307.45	0.00	0.00	0.00	0.00
36,886.49	12,122.23	528.21	0.00	0.00	113.54	6.30	462.78	0.00	0.00	48,954.31	0.00	231.39	0.00	231.39
<i>Managed Funds Market</i>														
Nikko AM New Asia Fund <T>														
40,962.36	0.00	141.58	0.00	0.00	40,727.96	0.00	139.26	0.00	0.00	236.72	0.00	69.63	0.00	69.63
40,962.36	0.00	141.58	0.00	0.00	40,727.96	0.00	139.26	0.00	0.00	236.72	0.00	69.63	0.00	69.63

Witzens Super Fund
Investment Income Summary
For the period 1 July 2022 to 30 June 2023

Total Income	Add			Less					Taxable Income (excluding Capital Gains)	Indexed Capital Gains *	Discounted Capital Gains *	Other Capital Gains *	CGT Concession Amount *
	Franking Credits	Foreign Credits	TFN Credits	Tax Free	Tax Exempt	Tax Deferred	Distributed Capital Gains	GST					
78,861.42	12,122.23	669.79	0.00	0.00	40,841.50	6.30	602.04	0.00	50,203.60	0.00	301.02	0.00	301.02

* Distributed capital gains components correspond to the cash amount received. You should refer to Realised Capital Gains or Distribution Reconciliation Reports for tax and capital gain reporting purpose.

Witzens Super Fund
Distribution Reconciliation Report
For the period 1 July 2022 to 30 June 2023

Net Distribution	Australian Income			Other Non-Assessable Amounts			Foreign Income			Capital Gains			AMIT	Gross Distribution		
	NPP Income	Franking Credits	Withholding Tax	Tax Exempt	Tax Free	Tax Deferred	Capital Returns	Assesable Amounts	Foreign Tax Credits	Discounted Capital Gains	CGT Concession Amount	Indexed Capital Gains	Other Capital Gains	Net Cost Base Increase/ (Decrease)	Accounting	Tax
<i>Listed Securities Market</i>																
Goodman Group (ASX:GMG)																
110.75	8.61	0.55	0.00	0.00	0.00	6.30	0.00	14.68	0.53	40.58	40.58	0.00	0.00	0.00	111.83	9.16
GPT Group (ASX:GPT)																
75.00	38.42	0.00	0.00	26.24	0.00	0.00	0.00	0.00	0.00	5.17	5.17	0.00	0.00	(26.24)	75.00	38.42
Lendlease Group (ASX:LLC)																
360.84	190.49	0.00	0.00	76.19	0.00	0.00	0.00	93.20	10.99	0.48	0.48	0.00	0.00	(76.19)	371.83	190.49
Betashares Nasdaq 100 ETF (ASX:NDQ)																
406.85	0.22	0.00	0.00	0.00	0.00	0.00	0.00	36.61	18.93	185.01	185.01	0.00	0.00	0.00	425.78	0.22
Scentre Group (ASX:SCG)																
58.88	46.28	7.73	0.00	11.11	0.00	0.00	0.00	1.19	0.28	0.15	0.15	0.00	0.00	(11.11)	66.89	54.01
1,012.32	284.02	8.28	0.00	113.54	0.00	6.30	0.00	145.68	30.73	231.39	231.39	0.00	0.00	(113.54)	1,051.33	292.30
<i>Managed Funds Market</i>																
Nikko AM New Asia Fund <T>																
40,962.36	42.25	0.00	0.00	40,727.96	0.00	0.00	0.00	52.89	141.58	69.63	69.63	0.00	0.00	(40,727.97)	41,103.94	42.25
40,962.36	42.25	0.00	0.00	40,727.96	0.00	0.00	0.00	52.89	141.58	69.63	69.63	0.00	0.00	(40,727.97)	41,103.94	42.25
41,974.68	326.27	8.28	0.00	40,841.50	0.00	6.30	0.00	198.57	172.31	301.02	301.02	0.00	0.00	(40,841.51)	42,155.27	334.55

Witzens Super Fund
Distribution Reconciliation Report
For the period 1 July 2022 to 30 June 2023

Net Distribution	Australian Income			Other Non-Assessable Amounts				Foreign Income			Capital Gains			AMIT	Gross Distribution	
	NPP Income	Franking Credits	Withholding Tax	Tax Exempt	Tax Free	Tax Deferred	Capital Returns	Assesable Amounts	Foreign Tax Credits	Discounted Capital Gains	CGT Concession Amount	Indexed Capital Gains	Other Capital Gains	Net Cost Base Increase/ (Decrease)	Accounting	Tax

Reconciliation

	Australian Income			Other Non-Assessable Amounts			Foreign Income		Capital Gains				Gross Distribution	
	NPP Income	Franking Credits		Tax Exempt	Tax Free	Tax Deferred	Assesable Amounts	Foreign Tax Credits	Disc. Capital Gains	CGT Concession Amount	Indexed Capital Gains	Other Capital Gains	Accounting	Tax
Gross Accounting Distribution	326.27	8.28		40,841.50	-	6.30	198.57	172.31	301.02	301.02	-	-	42,155.27	-
Gross Tax Distribution	326.27	8.28		-	-	-	-	-	-	-	-	-	-	334.55
Net Foreign Income	-	-		-	-	-	198.57	172.31	-	-	-	-	-	370.88
Net Distributed Capital Gain	-	-		-	-	-	-	-	602.05	N/A	-	-	-	602.05

Witzens Super Fund
Realised Capital Gains
For the period from 1 July 2022 to 30 June 2023

		Accounting Treatment				Taxation Treatment							
		Quantity	Proceeds	Excess Tax Value*	Original Cost	Accounting Profit/(Loss)	Cost Base Calculation		Capital Gains Calculation				
							Adjusted	Reduced	Indexation	Discounted	Other	Deferred	Capital Loss
<u>Listed Securities Market</u>													
ANZ Group Holdings Limited - Ordinary Fully Paid Deferred Settlement (ASX:ANZDA)													
03/01/2023	Sale	145.00	2,740.50		2,740.50	0.00	2,740.50				0.00		
03/01/2023	Sale	2,104.00	40,635.19		40,635.19	0.00	40,635.19			0.00			
		2,249.00	43,375.69		43,375.69	0.00	43,375.69			0.00	0.00	0.00	
ANZ Group Holdings Limited (ASX:ANZ)													
03/01/2023	Sale	145.00	2,740.50		2,740.50	0.00	2,740.50				0.00		
03/01/2023	Sale	2,104.00	40,635.19		40,635.19	0.00	40,635.19			0.00			
		2,249.00	43,375.69		43,375.69	0.00	43,375.69			0.00	0.00	0.00	
Betashares Nasdaq 100 ETF (ASX:NDQ)													
03/01/2023	Dist	0.00	0.00		0.00					14.11			
30/06/2023	Dist	0.00	0.00		0.00					355.92			
		0.00	0.00		0.00	0.00				370.03	0.00	0.00	
Endeavour Group Limited (ASX:EDV)													
31/05/2023	Sale	211.00	1,303.02		858.55	444.47	858.55			444.47			
		211.00	1,303.02		858.55	444.47	858.55			444.47	0.00	0.00	
Goodman Group (ASX:GMG)													
25/08/2022	Dist	0.00	0.00		0.00					6.05			
29/12/2022	Dist	0.00	0.00		0.00					36.27			
29/06/2023	Dist	0.00	0.00		0.00					38.84			
		0.00	0.00		0.00					81.16	0.00	0.00	
GPT Group (ASX:GPT)													
18/08/2022	Dist	0.00	0.00		0.00					5.26			
29/12/2022	Dist	0.00	0.00		0.00					5.09			
06/01/2023	Sale	300.00	1,255.05		1,090.00	165.05	1,063.76			191.29			
		300.00	1,255.05		1,090.00	165.05	1,063.76			201.64	0.00	0.00	

Witzens Super Fund
Realised Capital Gains
For the period from 1 July 2022 to 30 June 2023

	Accounting Treatment					Taxation Treatment						
	Quantity	Proceeds	Excess Tax Value*	Original Cost	Accounting Profit/(Loss)	Cost Base Calculation		Capital Gains Calculation				
						Adjusted	Reduced	Indexation	Discounted	Other	Deferred	Capital Loss
<u>Listed Securities Market</u>												
Insurance Australia Group Limited (ASX:IAG)												
06/03/2023	Sale	6,028.00	27,815.94	26,158.73	1,657.21	24,951.28	1,207.45		1,662.37	48.68		53.84
		6,028.00	27,815.94	26,158.73	1,657.21	24,951.28	1,207.45		1,662.37	48.68	0.00	53.84
Lendlease Group (ASX:LLC)												
30/06/2023	Dist	0.00	0.00	0.00					0.96			
		0.00	0.00	0.00					0.96		0.00	
Scentre Group (ASX:SCG)												
15/08/2022	Dist	0.00	0.00	0.00					0.14			
16/02/2023	Dist	0.00	0.00	0.00					0.15			
		0.00	0.00	0.00					0.29		0.00	
Telstra Group Limited - Ordinary Fully Paid Deferred Settlement (ASX:TLSDA)												
01/11/2022	Sale	71.00	283.30	283.30	0.00	283.30				0.00		
01/11/2022	Sale	3,333.00	12,512.04	12,512.04	0.00	12,512.04			0.00			
		3,404.00	12,795.34	12,795.34	0.00	12,795.34			0.00	0.00	0.00	
Telstra Group Limited (ASX:TLS)												
31/10/2022	Sale	3,333.00	12,512.04	12,512.04	0.00	12,512.04			0.00			
31/10/2022	Sale	71.00	283.30	283.30	0.00	283.30				0.00		
02/03/2023	Sale	3,904.00	15,791.25	14,810.29	980.96	14,810.29			969.58	11.38		
29/05/2023	Sale	80.00	328.05	331.84	(3.79)		331.84					3.79
		7,388.00	28,914.64	27,937.47	977.17	27,605.63	331.84		969.58	11.38	0.00	3.79
Unibail-Rodamco-Westfield (ASX:URW)												
31/05/2023	Sale	100.00	335.05	1,681.39	(1,346.34)		1,681.39					1,346.34
		100.00	335.05	1,681.39	(1,346.34)		1,681.39				0.00	1,346.34
Listed Securities Market Total			159,170.42	157,272.86	1,897.56	154,025.94	3,220.68		3,730.50	60.06	0.00	1,403.97
<u>Managed Funds Market</u>												

Witzens Super Fund
Realised Capital Gains
For the period from 1 July 2022 to 30 June 2023

		Accounting Treatment				Taxation Treatment							
		Quantity	Proceeds	Excess Tax Value*	Original Cost	Accounting Profit/(Loss)	Cost Base Calculation		Capital Gains Calculation				
							Adjusted	Reduced	Indexation	Discounted	Other	Deferred	Capital Loss
<u>Managed Funds Market</u>													
Nikko AM New Asia Fund <T>													
27/10/2022	Dist	0.00	0.00		0.00					0.20			
03/03/2023	Dist	0.00	0.00		0.00					139.06			
05/05/2023	Sale	23,106.84	733.20		25,325.09	(24,591.89)	(14,951.09)			15,684.29			
05/05/2023	Sale	259.19	8.22		308.00	(299.78)	(143.79)			152.01			
		<u>23,366.03</u>	<u>741.42</u>		<u>25,633.09</u>	<u>(24,891.67)</u>	<u>(15,094.88)</u>			<u>15,975.56</u>		<u>0.00</u>	
Managed Funds Market Total			741.42		25,633.09	(24,891.67)	(15,094.88)			15,975.56		0.00	
Grand Total			159,911.84		182,905.95	(22,994.11)	138,931.06	3,220.68		19,706.06	60.06	0.00	1,403.97

* Where there is an Excess Tax Value Amount, the Accounting Profit/(Loss) figure takes account of this. Accounting Profit/(Loss) equals Proceeds less Excess Tax Value less Original Cost.

Witzens Super Fund
Realised Capital Gains
For the period from 1 July 2022 to 30 June 2023

Capital Gains Tax Return Summary

	Indexation	Discount	Other	Deferred	Total Capital Gains	Capital Losses
Current Year Capital Gains						
Shares & Units - Listed Shares	0.00	3,076.00	60.00	0.00	3,136.00	1,403.00
Shares & Units - Other Shares	0.00	0.00	0.00	0.00	0.00	0.00
Shares & Units - Listed Trusts	0.00	191.00	0.00	0.00	191.00	0.00
Shares & Units - Other Units	0.00	15,836.00	0.00	0.00	15,836.00	0.00
Australian Real Estate	0.00	0.00	0.00	0.00	0.00	0.00
Other Real Estate	0.00	0.00	0.00	0.00	0.00	0.00
Collectables	0.00	0.00	0.00	0.00	0.00	0.00
Other CGT Assets & Other CGT Events	0.00	0.00	0.00	0.00	0.00	0.00
Distributed Capital Gains from Trusts	0.00	602.00	0.00	0.00	602.00	0.00
	0.00	19,705.00	60.00	0.00	19,765.00	1,403.00
Capital Losses Applied						
Current Year	0.00	1,343.00	60.00	0.00	1,403.00	
Prior Years	0.00	0.00	0.00	0.00	0.00	
	0.00	1,343.00	60.00	0.00	1,403.00	
Net Capital Gains						
Net Gain after applying losses	0.00	18,362.00	0.00	0.00	18,362.00	
Discount applicable		6,120.00				
Net Gain after applying discount	0.00	12,242.00	0.00	0.00	12,242.00	

Witzens Super Fund
(ABN: 89 707 449 953)

Consolidated Member Benefit Totals

Period	Member Account Details
1 July 2022 - 30 June 2023	Residential Address: 42 Folingsby Street Weston, ACT 2611
Member Number: 1	Date of Birth: 15 June 1965
Mr Thomas Witzens	Date Joined Fund: 2 December 2008
	Eligible Service Date: 2 December 2008
	Tax File Number Held: Yes

*Note: this report provides a consolidated view of the Member's interests in the SMSF
Refer to the Member Benefit Statements produced for each member account for further details*

Your Accounts

Withdrawal Benefit as at 1 Jul 2022	
Accumulation	866,383.36
Total as at 1 Jul 2022	866,383.36
Withdrawal Benefit as at 30 Jun 2023	
Accumulation	969,675.02
Total as at 30 Jun 2023	969,675.02

Your Tax Components

Tax Free	8,987.12
Taxable - Taxed	960,687.90
Taxable - Untaxed	-

Your Preservation Components

Preserved	969,394.38
Restricted Non Preserved	280.64
Unrestricted Non Preserved	-

Your Insurance Benefits

No insurance details have been recorded

Your Beneficiaries

No beneficiary details have been recorded

For Enquiries:
phone 0415827720 | email tomwitzens@gmail.com
mail Witzens Super Fund, 42 FOLINGSBY ST, WESTON ACT 2611

Witzens Super Fund
 (ABN: 89 707 449 953)

Member Benefit Statement

Period	Member Account Details
1 July 2022 - 30 June 2023	Residential Address: 42 Folingsby Street Weston, ACT 2611
Member Number: 1	Date of Birth: 15 June 1965
Mr Thomas Witzens	Date Joined Fund: 2 December 2008
Accumulation Account	Eligible Service Date: 2 December 2008
Accumulation	Tax File Number Held: Yes
	Account Start Date: 2 December 2008

Your Account Summary	
Withdrawal Benefit as at 1 Jul 2022	866,383.36
<i>Increases to your account:</i>	
Employer Contributions	23,122.51
Share Of Net Fund Income	91,997.40
<u>Total Increases</u>	<u>115,119.91</u>
<i>Decreases to your account:</i>	
Contributions Tax	3,468.38
Tax on Net Fund Income	8,359.87
<u>Total Decreases</u>	<u>11,828.25</u>
Withdrawal Benefit as at 30 Jun 2023	<u>969,675.02</u>

Your Tax Components		
Tax Free	0.9268 %	8,987.12
Taxable - Taxed		960,687.90
Taxable - Untaxed		-

Your Preservation Components	
Preserved	969,394.38
Restricted Non Preserved	280.64
Unrestricted Non Preserved	-

Your Insurance Benefits	
No insurance details have been recorded	

Your Beneficiaries	
No beneficiary details have been recorded	

For Enquiries:

 phone 0415827720 | email tomwitzens@gmail.com
 mail Witzens Super Fund, 42 FOLINGSBY ST, WESTON ACT 2611



Trustees

The Trustees of the Fund are as follows:

Thomas Witzens and
Julie Way

Availability of Other Fund Information

Additional information regarding your membership is available on request. What your Fund can do is governed by the provisions of its Trust Deed, which is available for inspection. If you require further information or clarification of any aspect of your membership of the Fund, please contact your Fund's Administrator or Trustees.

Trustees Disclaimer

This statement has been prepared by the Trustees for the member whose name appears at the top of this statement. While every effort has been made by the Trustees to ensure the accuracy and completeness of this statement, the Trustees do not accept any liability for any errors, omissions or misprints.

Signed on behalf of the Trustees of the Fund

.....
Thomas Witzens
Trustee

.....
Julie Way
Trustee

Statement Date: 30 June 2023

For Enquiries:
phone 0415827720 | email tomwitzens@gmail.com
mail Witzens Super Fund, 42 FOLINGSBY ST, WESTON ACT 2611

Witzens Super Fund
Contribution Caps
For the Period From 1 July 2022 to 30 June 2023

Mr Thomas Witzens

Date of Birth: 15 Jun 1965
Age: 58 (at 30/06/2023)
Status: Member may be eligible for the bring forward rule, certain conditions apply

Contributions Summary

Prior Year Contributions **Non-Concessional**
The 'Bring Forward Rule' was NOT triggered in the previous 2 years
3-year cap in effect from previous years N/A
Total non-concessional contributions in previous 2 years N/A

Current Year Contributions	Note	Concessional	Non-Concessional
Caps	1,2	27,500.00	110,000.00
Cumulative Available Unused Cap	3	0.00	0.00
Contributions made (to this fund)	4	23,122.51	0.00
Contributions made (to other funds)		0.00	0.00
Contributions as allocated		23,122.51	0.00
Amount above caps	5	0.00	0.00
Available		4,377.49	110,000.00

Notes

- 1 . 'Bring Forward Rule' MAY be triggered this year
- 2 . Non-concessional cap shown applies to current year only
- 3 . Total Superannuation Balance was \$500,000 or more at 30 June 2022, member not eligible to make catch-up concessional contributions
- 4 . Excludes any unmatched deposits
- 5 . Any excess concessional contributions are treated as non-concessional

Contributions Breakdown

<u>Income Type</u>	<u>Contribution Type</u>	<u>Amount</u>
Concessional	Employer	23,122.51
	Personal	0.00
	Family and friends	0.00
	Foreign superannuation fund	0.00
	Transfers from reserve	0.00
	Contributions as allocated	23,122.51
NonConcessional	Personal	0.00
	Spouse	0.00
	Child	0.00
	Transfers from reserve	0.00
	Foreign superannuation fund	0.00
	Contributions as allocated	0.00
Other	CGT small business 15-year exemption	0.00
	CGT small business retirement exemption	0.00
	Government Co-Contributions	0.00
	Directed termination payment (taxed)	0.00
	Directed termination payment (untaxed)	0.00
	Personal injury election	0.00
	Downsizer Contribution	0.00
	COVID-19 Re-Contribution	0.00
	Total Other contributions	0.00

Transactions

Witzens Super Fund
Contribution Caps
For the Period From 1 July 2022 to 30 June 2023

Mr Thomas Witzens

Date	Contribution Type	Concessional	Non-Concessional	Other	Source
25/07/2022	Employer Mandated	1,902.73			manual
19/08/2022	Employer Mandated	1,977.90			manual
26/09/2022	Employer Mandated	2,176.28			manual
20/10/2022	Employer Mandated	2,365.28			manual
17/11/2022	Employer Mandated	2,090.12			manual
16/12/2022	Employer Mandated	1,959.49			manual
20/01/2023	Employer Mandated	2,170.72			manual
16/02/2023	Employer Mandated	1,695.44			manual
17/03/2023	Employer Mandated	1,270.19			manual
21/04/2023	Employer Mandated	1,915.02			manual
17/05/2023	Employer Mandated	2,015.07			manual
15/06/2023	Employer Mandated	1,584.27			manual
Totals:		23,122.51			

Witzens Super Fund
Contribution Caps
For the Period From 1 July 2022 to 30 June 2023

Ms Julie Way

Date of Birth: 20 Feb 1964
Age: 59 (at 30/06/2023)
Status: Member may be eligible for the bring forward rule, certain conditions apply

Contributions Summary

Prior Year Contributions

The 'Bring Forward Rule' was NOT triggered in the previous 2 years	Non-Concessional
3-year cap in effect from previous years	N/A
Total non-concessional contributions in previous 2 years	N/A

Current Year Contributions	Note	Concessional	Non-Concessional
Caps	1,2	27,500.00	110,000.00
Cumulative Available Unused Cap	3	102,500.00	0.00
Contributions made (to this fund)	4	0.00	0.00
Contributions made (to other funds)		0.00	0.00
Contributions as allocated		0.00	0.00
Amount above caps	5	0.00	0.00
Available		130,000.00	110,000.00

Notes

- 1 . 'Bring Forward Rule' MAY be triggered this year
- 2 . Non-concessional cap shown applies to current year only
- 3 . Member may be eligible to make catch-up concessional contributions
- 4 . Excludes any unmatched deposits
- 5 . Any excess concessional contributions are treated as non-concessional

Witzens Super Fund
Investment Movement Summary
For the period 1 July 2022 to 30 June 2023

Investment	Opening Balance		Acquisitions		Disposals			Closing Balance		
	Qty	Cost	Qty	Cost	Qty	Proceeds	Profit/(Loss)	Qty	Cost	Market Value
<u>Bank</u>										
Expand Inv Cash		12,991.86		45,041.15		58,033.01	0.00		0.00	0.00
MBL Bank Account		94,556.28		159,441.85		199,930.54	0.00		54,067.59	54,067.59
		107,548.14		204,483.00		257,963.55	0.00		54,067.59	54,067.59
<u>Listed Securities Market</u>										
AMP Limited (ASX:AMP)	1,682.00	6,351.33	43.00	42.05	0.00	0.00	0.00	1,725.00	6,393.38	1,949.25
ANZ Group Holdings Limited - Ordinary Fully Paid Deferred Settlement (ASX:ANZDA)	0.00	0.00	2,249.00	43,375.69	2,249.00	43,375.69	0.00	0.00	0.00	0.00
ANZ Group Holdings Limited (ASX:ANZ)	2,104.00	40,635.19	2,523.00	49,346.44	2,249.00	43,375.69	0.00	2,378.00	46,605.94	56,382.38
Ashley Services Group Limited (ASX:ASH)	0.00	0.00	5,000.00	3,594.95	0.00	0.00	0.00	5,000.00	3,594.95	3,550.00
Australian Ethical Investment Limited (ASX:AEF)	0.00	0.00	2,000.00	10,262.06	0.00	0.00	0.00	2,000.00	10,262.06	6,720.00
Betashares Nasdaq 100 ETF (ASX:NDQ)	0.00	0.00	500.00	13,836.41	0.00	0.00	0.00	500.00	13,836.41	17,525.00
BHP Group Limited (ASX:BHP)	723.00	19,947.72	71.00	2,896.34	0.00	0.00	0.00	794.00	22,844.06	35,722.06
Bluescope Steel Limited (ASX:BSL)	1,208.00	12,916.24	0.00	0.00	0.00	0.00	0.00	1,208.00	12,916.24	24,824.40
Centrex Limited (ASX:CXM)	0.00	0.00	20,000.00	3,039.90	0.00	0.00	0.00	20,000.00	3,039.90	2,800.00
Chorus Limited (ASX:CNU)	1,813.00	5,180.12	42.00	286.60	0.00	0.00	0.00	1,855.00	5,466.72	14,376.25
Commonwealth Bank Of Australia (ASX:CBA)	486.00	24,587.08	21.00	2,072.21	0.00	0.00	0.00	507.00	26,659.29	50,836.89
CSL Limited (ASX:CSL)	114.00	11,605.98	0.00	0.00	0.00	0.00	0.00	114.00	11,605.98	31,621.32
CSR Limited (ASX:CSR)	0.00	0.00	2,000.00	10,559.90	0.00	0.00	0.00	2,000.00	10,559.90	10,380.00
Domino's Pizza Enterprises Limited (ASX:DMP)	0.00	0.00	385.00	25,755.85	0.00	0.00	0.00	385.00	25,755.85	17,875.55
Dreadnought Resources Limited (ASX:DRE)	0.00	0.00	10,000.00	999.95	0.00	0.00	0.00	10,000.00	999.95	520.00
Endeavour Group Limited (ASX:EDV)	211.00	858.55	0.00	0.00	211.00	1,303.02	444.47	0.00	0.00	0.00

Witrzens Super Fund
Investment Movement Summary
For the period 1 July 2022 to 30 June 2023

Investment	Opening Balance		Acquisitions		Disposals			Closing Balance		
	Qty	Cost	Qty	Cost	Qty	Proceeds	Profit/(Loss)	Qty	Cost	Market Value
Finbar Group Limited (ASX:FRI)	0.00	0.00	10,000.00	6,669.94	0.00	0.00	0.00	10,000.00	6,669.94	6,600.00
Goodman Group (ASX:GMG)	330.00	1,573.18	200.00	4,017.95	0.00	0.00	0.00	530.00	5,591.13	10,637.10
GPT Group (ASX:GPT)	300.00	1,090.00	0.00	0.00	300.00	1,255.05	165.05	0.00	0.00	0.00
Insurance Australia Group Limited (ASX:IAG)	5,717.00	24,718.48	311.00	1,440.25	6,028.00	27,815.94	1,657.21	0.00	0.00	0.00
Johns Lyng Group Limited (ASX:JLG)	0.00	0.00	1,000.00	7,086.74	0.00	0.00	0.00	1,000.00	7,086.74	5,320.00
Lendlease Group (ASX:LLC)	3,135.00	25,513.92	55.00	500.13	0.00	0.00	0.00	3,190.00	26,014.05	24,722.50
Liontown Resources Limited (ASX:LTR)	0.00	0.00	1,000.00	1,269.95	0.00	0.00	0.00	1,000.00	1,269.95	2,830.00
Lynas Rare Earths Limited (ASX:LYC)	500.00	4,814.95	300.00	2,609.90	0.00	0.00	0.00	800.00	7,424.85	5,480.00
Macquarie Group Limited (ASX:MQG)	878.00	82,662.77	183.00	32,749.29	0.00	0.00	0.00	1,061.00	115,412.06	188,454.82
National Australia Bank Limited (ASX:NAB)	2,978.00	66,261.30	145.00	4,571.10	0.00	0.00	0.00	3,123.00	70,832.40	82,353.51
Origin Energy Limited (ASX:ORG)	530.00	6,295.11	0.00	0.00	0.00	0.00	0.00	530.00	6,295.11	4,457.30
Probiotec Limited (ASX:PBP)	0.00	0.00	2,000.00	4,899.95	0.00	0.00	0.00	2,000.00	4,899.95	5,600.00
Rio Tinto Limited (ASX:RIO)	436.00	28,684.00	31.00	3,183.11	0.00	0.00	0.00	467.00	31,867.11	53,560.23
Scentre Group (ASX:SCG)	374.00	1,157.25	0.00	0.00	0.00	0.00	0.00	374.00	1,157.25	991.10
South32 Limited (ASX:S32)	723.00	1,524.53	0.00	0.00	0.00	0.00	0.00	723.00	1,524.53	2,718.48
Spark New Zealand Limited (ASX:SPK)	9,699.00	17,280.21	0.00	0.00	0.00	0.00	0.00	9,699.00	17,280.21	45,294.33
Steadfast Group Limited (ASX:SDF)	1,000.00	4,889.95	25.00	138.90	0.00	0.00	0.00	1,025.00	5,028.85	6,150.00
Suncorp Group Limited (ASX:SUN)	4,316.00	36,333.01	180.00	2,182.23	0.00	0.00	0.00	4,496.00	38,515.24	60,651.04
Telstra Group Limited - Ordinary Fully Paid Deferred Settlement (ASX:TLSDA)	0.00	0.00	3,404.00	12,795.34	3,404.00	12,795.34	0.00	0.00	0.00	0.00
Telstra Group Limited (ASX:TLS)	3,333.00	12,512.04	4,055.00	15,425.43	7,388.00	28,914.64	977.17	0.00	0.00	0.00
The Lottery Corporation Limited (ASX:TLC)	0.00	0.00	1,000.00	5,249.95	0.00	0.00	0.00	1,000.00	5,249.95	5,130.00
Treasury Wine Estates Limited (ASX:TWE)	239.00	804.94	0.00	0.00	0.00	0.00	0.00	239.00	804.94	2,683.97
Unibail-Rodamco-Westfield (ASX:URW)	100.00	1,681.39	0.00	0.00	100.00	335.05	(1,346.34)	0.00	0.00	0.00
Virgin Money Uk PLC (ASX:VUK)	409.00	1,640.09	0.00	0.00	0.00	0.00	0.00	409.00	1,640.09	1,165.65
Washington H Soul Pattinson & Company Limited (ASX:SOL)	0.00	0.00	1,100.00	28,326.65	0.00	0.00	0.00	1,100.00	28,326.65	34,958.00
Wesfarmers Limited (ASX:WES)	0.00	0.00	565.00	26,322.95	0.00	0.00	0.00	565.00	26,322.95	27,877.10
Westpac Banking Corporation (ASX:WBC)	2,101.00	49,242.77	128.00	2,854.54	0.00	0.00	0.00	2,229.00	52,097.31	47,566.86
Woodside Energy Group Limited (ASX:WDS)	130.00	3,868.80	6.00	207.94	0.00	0.00	0.00	136.00	4,076.74	4,683.84

Witzens Super Fund
Investment Movement Summary
For the period 1 July 2022 to 30 June 2023


Investment	Opening Balance		Acquisitions		Disposals			Closing Balance		
	Qty	Cost	Qty	Cost	Qty	Proceeds	Profit/(Loss)	Qty	Cost	Market Value
Woolworths Group Limited (ASX:WOW)	216.00	5,382.43	6.00	221.95	0.00	0.00	0.00	222.00	5,604.38	8,820.06
XRF Scientific Limited (ASX:XRF)	0.00	0.00	1,500.00	1,294.95	0.00	0.00	0.00	1,500.00	1,294.95	1,755.00
		500,013.33		330,087.49		159,170.42	1,897.56		672,827.96	915,543.99
<i>Managed Funds Market</i>										
Nikko AM New Asia Fund <T>	23,366.03	25,633.09	0.00	0.00	23,366.03	741.42	(24,891.67)	0.00	0.00	0.00
		25,633.09		0.00		741.42	(24,891.67)		0.00	0.00
<i>Unlisted Market</i>										
Reinvestment residual Account		300.46		0.00		300.46	0.00		0.00	0.00
		300.46		0.00		300.46	0.00		0.00	0.00
Fund Total		633,495.02		534,570.49		418,175.85	(22,994.11)		726,895.55	969,611.58



+ Goodman Group
 Goodman Limited ABN 69 000 123 071
 Goodman Funds Management Limited
 ABN 48 067 796 641; AFSL Number 223621
 As Responsible Entity for
 Goodman Industrial Trust ARSN 091 213 839
 Goodman Logistics (HK) Limited
 Company No. 1700359; ARBN 155 911 149
 A Hong Kong company with limited liability

Update your information:

 **Online:**
www.computershare.com.au/easyupdate/gmg

 **By Mail:**
 Computershare Investor Services Pty Limited
 GPO Box 2975 Melbourne
 Victoria 3001 Australia

Enquiries:

(within Australia) 1300 723 040
 (international) 61 3 9415 4043

Holder No: HIN WITHHELD
 Statement Date: 25 August 2023

006886 000 GMG

MR THOMAS KAZIMIERZ WITRZENS &
 MS JULIE THERESE WAY
 <WITRZENS SUPER FUND A/C>
 42 FOLINGSBY STREET
 WESTON ACT 2611

Goodman Group Annual Tax Statement 2023

Fully paid ordinary securities for the year ended 30 June 2023

This statement reflects distributions that should be included in your Tax Return for the 2022-23 financial year.

Please use this Annual Tax Statement for completing your Tax Return and not interim distribution statements provided at the time of the payments since annual taxable amounts can be determined only after the close of the financial year. This statement should be read in conjunction with the enclosed Goodman Group Tax Return Guide 2023.

Please retain this statement for income tax purposes.

Part A - Summary of 2022-23 Income Tax Return and Tax Return (supplementary section) items

Goodman Logistics (HK) Limited dividends

Dividend components	Tax return label	Amount \$
Assessable foreign source income	20E	\$8.25
Net foreign source income	20M	\$8.25
Foreign income tax offsets	20O	Nil

Goodman Limited (GL) dividends

Dividend components	Tax return label	Amount \$
Unfranked amount	11S	Nil
Franked amount	11T	Nil
Franking credit	11U	Nil
TFN amounts withheld	11V	Nil

Goodman Industrial Trust (GIT) distributions

Tax Return (supplementary section)	Tax return label	Amount \$
Australian income – non-primary production	13U	\$7.33
Franked distributions from trusts	13C	\$1.83
Share of franking credits from franked dividends	13Q	\$0.55
TFN amounts withheld	13R	Nil
Tax paid by trustee	13S	Nil
Non resident withholding tax	13A	Nil
Net capital gain	18A	\$40.58
Total current year capital gains	18H	\$81.16
Assessable foreign source income	20E	\$6.96
Net foreign source income	20M	\$6.96
Foreign income tax offsets	20O	\$0.53

Part B: Additional information for Question 18 (supplementary section)

Capital gains	Tax return label	Amount \$
Discount method ('grossed-up' amount)		\$81.16
Indexation method		N/A
Other method		Nil
Total current year capital gains	18H	\$81.16

Part C: Components of distributions

Net dividends/distributions for the year ended 30 June 2023	Cash dividend/distribution \$	Tax offsets \$	Assessable amount \$
Foreign income Goodman Logistics (HK) Limited – dividends			
Foreign dividend – unfranked (paid 25 August 2023 and assessable for the year ending 30 June 2024)	\$26.50	Nil	\$8.25
Sub-total (A)	\$26.50	Nil	\$8.25
Australian income Goodman Limited (GL) – dividends			
Dividends – unfranked	Nil	Nil	Nil
Dividends – franked	Nil	Nil	Nil
Sub-total (B)	Nil	Nil	Nil
Australian income Goodman Industrial Trust (GIT) – distributions			
Interest	\$6.50		\$6.50
Other income	\$0.83		\$0.83
Other income NCMI	Nil		Nil
Unfranked distributions	Nil		Nil
Total non-primary production income*	\$7.33		\$7.33
Franked distributions*	\$1.28	\$0.55	\$1.83
Capital gains			
Discounted method – 50% – TARP	\$40.58		\$40.58
Discounted method – 50% – non-TARP	Nil		Nil
CGT concession amount – TARP	\$40.58		
CGT concession amount – non-TARP	Nil		
Other method – TARP	Nil		Nil
Other method – non-TARP	Nil		Nil
Distributed capital gains*	\$81.16		
Total net capital gains			\$40.58
Foreign income			
Assessable foreign income*	\$6.43	\$0.53	\$6.96
Non-assessable amounts			
Tax-deferred amounts*	\$6.30		
Other amounts withheld from distributions			
TFN amounts withheld	Nil		
Credit for tax paid by trustee	Nil		
Non resident withholding tax	Nil		
Sub-total (C) (Sum of *Components less Other amounts withheld from Distributions)	\$102.50		
Total net cash distributions	\$129.00		
Comprising of:			
(A) Total cash from Goodman Logistics (HK) Limited	\$26.50		
(B) Total cash from Goodman Limited (GL)	Nil		
(C) Total cash from Goodman Industrial Trust (GIT)	\$102.50		

Please retain this statement for income tax purposes.



comprising
GPT Management Holdings Limited ABN 67 113 510 188 and
GPT RE Limited ABN 27 107 426 504 AFSL 286511
as responsible entity of
General Property Trust ARSN 090 110 357



MR THOMAS KAZIMIERZ WITRZENS &
MS JULIE THERESE WAY
<WITRZENS SUPER FUND A/C>
42 FOLINGSBY STREET
WESTON ACT 2611

All Registry communications to:
c/- Link Market Services Limited
Locked Bag A14, Sydney South, NSW, 1235
Freecall (within Australia) 1800 025 095
Telephone (outside Australia) +61 2 1800 025 095
ASX Code: GPT
Email: gpt@linkmarketservices.com.au
Website: www.linkmarketservices.com.au

2023 Tax Statement

Attribution Managed Investment Trust ("AMIT")
Member Annual Statement

Reference number: X*****1616
Statement date: 28 February 2023

This Tax Statement has been prepared to assist you with completion of your Australian Income Tax Return for the year ended 30 June 2023.

DISTRIBUTIONS PAID IN THE 2023 TAX YEAR

On 31 August 2022 for the six months to 30 June 2022	\$38.10
On 28 February 2023 for the six months to 31 December 2022	\$36.90
Total distributions paid in respect of GPT's year ended 31 December 2022	\$75.00

Determined Member Components	Amounts	Individual Tax Return Label	Notes
Australian assessable income to include in your 2022-23 tax return	\$38.42	13U	1
Net capital gain (Discounted – Taxable Australian Property)	\$5.17	18A	2
Non-assessable amount	\$31.41	Not disclosed on tax return	3
Total distribution	\$75.00		

General Property Trust (the "Trust") has elected to be an Attribution Managed Investment Trust ("AMIT"). This Tax Statement constitutes an AMIT Member Annual Statement ("AMMA") issued by the Trust in respect of its income year ended 31 December 2022 and Annual Payment Summary in respect of the year ended 30 June 2023.

The 2023 Tax Return for Individuals has not yet been issued by the Australian Tax Office ("ATO") at the time the Tax Statement is issued. If ATO applicable requirements change you will be notified and instructions will be published on GPT's website www.gpt.com.au.

Other tax return disclosure items for Australian investors	Amounts	Individual Tax Return Label and instruction note	Notes
Total current year capital gains	\$10.34	18H	2
AMIT cost base net decrease amount	\$26.24	Not disclosed on tax return	4

GUIDE TO YOUR 2023 TAX STATEMENT

This guide has been prepared to assist in the preparation of your Australian Income Tax Return for the year ended 30 June 2023 (the “2023 year”). All Label references are to Individual Tax Return form labels.

A: Notes to the Tax Statement

1. Australian assessable income

This component comprises interest and other assessable income that must be included in your tax return at Label 13U (non-primary production income).

2. Capital Gains

The net capital gain amount arises from the sale of Taxable Australian Property (TAP). A 50% CGT discount (CGT concession amount) has been applied to the net capital gain. This amount should be included in your tax return at Label 18A (Net capital gain).

The Total current year capital gains amount shown in the disclosure item box is the full capital gain before applying the CGT concession amount. This should be included in your tax return at Label 18H (Total current year capital gains).

If you have other capital losses you may be required to reflect these when calculating the amount of the net capital gain which is reported on your tax return. Please refer to the ATO's tax publications with respect to capital gains or seek your own tax advice to assist in preparing your tax return.

3. Non-assessable amount

This component of the distribution is not assessable to you as income and is not required to be included in your tax return. These amounts are taken into account in calculating any adjustments to the cost base of units held in the Trust as discussed in note 4 below.

4. AMIT cost base net decrease amount

You are required to decrease the Capital Gains Tax (“CGT”) cost base of your units in the Trust for distributions paid to you to the extent they exceed the amount of taxable income attributed to you. The amount by which the CGT cost base of your units should decrease is shown at this item on your Tax Statement. This item is not disclosed on your tax return form and is only required for calculating the capital gain or loss relating to your units in the Trust.

The CGT concession amount does not result in a CGT cost base reduction for your units.

You can only use the Tax Extract and the Individual Tax Return Label information contained in the Tax Statement to complete your tax return if all of the assumptions below apply to you:

- You are an individual investor in The GPT Group and an Australian tax resident under Australian tax law;
- You are NOT a company, trust or superannuation fund or a non-resident person under Australian tax law;
- You hold your GPT Securities on capital account and do not carry-on business or trading activity.
- You do not have revenue or capital losses in the current year or carried forward from a prior year.

If any of these assumptions do not apply to your individual tax circumstances, you should refer to the 2023 Tax Return for Individuals, 2023 Tax Return for Individuals (Supplementary Section) and their accompanying instructions issued by the ATO or seek independent taxation advice from a taxation adviser if you are unsure how to complete your income tax return.

C: Other information

The GPT Group's year end for taxation purposes is 31 December 2022. Therefore the distributions paid to you during the year ended 30 June 2023 comprise two half yearly distributions for the six month periods ended 30 June 2022 and 31 December 2022.

Reinvested distributions

The assessable amount shown on your Tax Statement should be included in your 2023 tax return regardless of whether you elected to reinvest your distributions or have them paid to you in cash.

Disposal of your GPT Securities

If you sell your GPT Securities, you can refer to the ATO Publication, 'Personal Investors Guide to Capital Gains Tax' for further information regarding the tax treatment of your GPT Securities.

Cost Base of Shares and Units

If you received an In-Specie Dividend in 2009, the cost base of your shares in the Company held at that time may have been impacted by the In-Specie Dividend. You should refer to the Information Sheet "In Specie Dividend Capital Gains Tax Cost Base Implications" which is available from The GPT Group website at www.gpt.com.au in the "Investor Centre/Investor Information/Tax/Frequently Asked Questions/In-Specie Dividend" section.

Resources

You can obtain tax publications to assist you in preparing your tax return by contacting the ATO's Publications Ordering Service on 1300 720 092, visiting an ATO office, or downloading further information at www.ato.gov.au.

Contact Information

For any further information regarding the tax aspects of your investment in The GPT Group, please contact your tax adviser. If you have questions regarding the Tax Statement please call the Securityholder Service Centre on freecall 1800 025 095 (within Australia) or +61 1800 025 095, between 8.30am and 5.30pm Sydney time.




Lendlease Corporation Limited ABN 32 000 226 228
and
Lendlease Responsible Entity Limited ABN 72 122 883 185 AFS Licence 308983
as responsible entity for Lendlease Trust ABN 39 944 184 773 ARSN 128 052 595

024926 000 LLC
MR THOMAS KAZIMIERZ WITRZENS &
MS JULIE THERESE WAY
<WITRZENS SUPER FUND A/C>
42 FOLINGSBY STREET
WESTON ACT 2611

Update your information:

 **Online:**
www.investorcentre.com/au/contact

 **By Mail:**
Computershare Investor Services Pty Limited
GPO Box 2975 Melbourne
VIC 3001 Australia

Enquiries:

(within Australia) 1800 230 300
(international) +61 (03) 9946 4460
lendlease@computershare.com.au

Holder Number: HIN WITHHELD
Statement Date: 13 September 2023
TFN/ABN Status: Quoted

Lendlease Group Annual Tax Statement For the Year Ended 30 June 2023

This statement has been prepared to assist with the completion of the 2023 Australian Income Tax Return for Individuals. This statement should be read together with the Lendlease Group Tax Return Guide 2023, a copy of which is available on the Lendlease website. This statement should not be read as giving taxation advice. Investors should consult with their professional advisors on all tax related issues.

For Australian taxation purposes, Lendlease Trust is an attribution managed investment trust (AMIT) for the year ended 30 June 2023. This statement is an AMIT member annual statement (AMMA statement), which sets out distributions recognised on an 'attribution' basis. Lendlease Corporation Limited dividends are recognised on a 'payment' basis. As a result, the details set out in this statement include the following dividends and distributions:

- Lendlease Corporation Limited dividend paid on 21 September 2022;
- Lendlease Trust distribution for the six months ended 31 December 2022, paid on 8 March 2023;
- Lendlease Trust distribution for the six months ended 30 June 2023, paid on 13 September 2023.

No dividend was paid by Lendlease Corporation Limited in March 2023. The March 2023 payment was made up entirely of a distribution from Lendlease Trust.

PLEASE REFER TO OVERLEAF FOR YOUR 2023 AMMA STATEMENT

Notes to the Lendlease Group Annual Tax Statement

1. The whole of the unfranked dividend has been declared to be conduit foreign income.
2. For Australian residents, withholding tax has been deducted from your Lendlease Group dividends and distributions at the highest marginal tax rate (including Medicare levy) because you have not provided a tax file number (TFN) (or where relevant Australian Business Number (ABN)) or claimed an exemption.
3. Total capital gain attributed for the year ended 30 June 2023 from Lendlease Trust, prior to the application of the CGT discount (if any).
4. The net capital gain is calculated using the 50% discount method (where available) and assumes you have no capital losses.
5. Other non-assessable amounts, which includes the 50% CGT discount from discount capital gains, are not included in your tax return and are not used to adjust the CGT cost base of your securities. Refer notes 8 and 9 below for cost base adjustments.
6. For non-residents, 10% interest withholding tax has been deducted from that portion of the Lendlease Trust distribution referable to Australian interest income.
7. For non-residents, managed investment trust (MIT) non-resident withholding tax has been deducted from that portion of the Lendlease Trust distribution that is a 'Fund Payment' pursuant to Subdivision 12-H and 12A-B of the Taxation Administration Act 1953 which relates to the income year of Lendlease Trust ended 30 June 2023. MIT non-resident withholding tax is generally deducted at either 15% or 30%, depending on the country recorded as your address. Distributions which are attributable to a fund payment from a clean building managed investment trust are subject to MIT non-resident withholding tax at either 10% or 30% depending on the country recorded as your address.
8. The AMIT cost base net amount - increase for the year increases your CGT cost base in the Lendlease Trust units. An AMIT cost base net amount - increase will arise where the total attribution amount displayed in your AMMA exceeds the sum of (i) actual gross payments (or entitlements) from LLT in relation to the income year ended 30 June 2023 and (ii) tax offsets.
9. The AMIT cost base net amount - decrease for the year reduces your CGT cost base in the Lendlease Trust units. An AMIT cost base net amount - decrease will arise where the total attribution amount displayed in your AMMA is less than the sum of (i) actual gross payments (or entitlements) from LLT in relation to the income year ended 30 June 2023 and (ii) tax offsets.
10. Details of the 2023 Lendlease Trust capital gains in relation to Taxable Australian Property (TAP) is available within the Investor Centre on Lendlease's Website (www.lendlease.com).

PLEASE RETAIN THIS STATEMENT FOR INCOME TAX PURPOSES



Lendlease Corporation Limited Dividends

	Amount (\$)	Tax Return Label
Dividend Income		
Franked Dividends	\$134.12	11T
Franking Credit	\$57.48	11U
Unfranked dividends ¹	\$44.71	11S
TFN amount withheld ²	-	11V
Non-resident withholding tax	-	

Lendlease Trust Distributions

A. Tax Return (supplementary section)	Amount (\$)	Tax Return Label	
Share of net income from trusts less - net capital gains, foreign income and franked distributions	\$190.49	13U	
Gross franked distributions from trusts	-	13C	
Share of franking credit from franked dividends	-	13Q	
Share of credit for tax file number amounts withheld from interest, dividends and unit trust distributions ²	-	13R	
Total current year capital gains ³	\$0.96	18H	
Net capital gains ⁴	\$0.48	18A	
Assessable foreign source income	\$104.19	20E & 20M	
Foreign income tax offset	\$10.99	20O	
B. Components of LLT Distribution	Cash distribution (\$)	Tax Paid or Tax Offsets (\$)	Attribution Amount (\$)
Australian income			
Interest Income	\$106.92		\$106.92
Other Australian Income	\$49.34		\$49.34
Clean Building MIT Income	\$34.23		\$34.23
Total non-primary production income	\$190.49		\$190.49
Current year capital gains¹⁰			
Capital gains - discount method (TAP)	\$0.48		\$0.96
Capital gains - discounted method (non-TAP)	-		-
Capital gains - other method (TAP)	-		-
Capital gains - other method (non-TAP)	-		-
Net capital gain⁴	\$0.48		
Attributed capital gain³			\$0.96
Foreign income			
Assessable foreign source income	\$93.20	\$10.99	\$104.19
Total Amount Attributed			\$295.64
Other non-assessable amounts			
Other non-assessable amounts ⁵	\$76.67		
Gross cash distribution	\$360.84		
Other amounts deducted from trust distribution			
Less: TFN amounts withheld ²	-		
Less: Foreign resident interest withholding tax ⁶	-		
Less: Foreign resident MIT fund payment withholding tax ⁷	-		
Net cash distribution	\$360.84		
C. AMIT Cost Base Adjustments			Amount (\$)
AMIT cost base net amount - increase ⁸			-
AMIT cost base net amount - decrease ⁹			\$76.19

2099559_13_V4

┌ 021181 000 SCG



MR THOMAS KAZIMIERZ WITRZENS &
 MS JULIE THERESE WAY
 <WITRZENS SUPER FUND A/C>
 42 FOLINGSBY STREET
 WESTON ACT 2611

31 March 2023

SCG Holder No: HIN WITHHELD

**Attribution Managed Investment Trust Member Annual Tax Statement
 for the 30 June 2023 Year**

Part A: 2023 tax return (supplementary section) items for a resident individual

This Statement includes all distributions paid by the entities in Scentre Group (consisting of Scentre Group Limited, Scentre Group Trust 1, Scentre Group Trust 2 and Scentre Group Trust 3) in respect of the period 1 July 2022 to 30 June 2023.

	SGL	SGT1	SGT2	SGT3	Tax Return Label
Tax Return - Income Section					
Dividends - franked	\$18.02			\$0.00	11T
Franking credit	\$7.72			\$0.00	11U
TFN amounts withheld	\$0.00			\$0.00	11V
Tax Return - Supplementary Section					
Non-primary production income					
- Share of net income from trusts		\$15.16	\$13.07		13U
- Franked distributions from trusts		\$0.04	\$0.00		13C
Share of franking credits from franked distributions		\$0.01	\$0.00		13Q
TFN amounts withheld		\$0.00	\$0.00		13R
Total current year capital gains - grossed up		\$0.30	\$0.00		18H
Net capital gain		\$0.15	\$0.00		18A
Assessable foreign source income		\$0.74	\$0.73		20E
Other net foreign source income		\$0.74	\$0.73		20M
Foreign income tax offsets		\$0.14	\$0.14		20O

AMIT Cost Base Adjustments	SGT1	SGT2
AMIT cost base net amount - excess (reduce cost base)	\$5.41	\$5.70
AMIT cost base net amount - shortfall (increase cost base)	\$0.00	\$0.00

Use only this Tax Statement to complete your 2023 Tax Return, it includes all distributions/dividends paid by the entities in Scentre Group that should be included in your 2023 Tax Return.

Please retain this statement for income tax purposes

The information shown on this statement is also reported to the Australian Taxation Office. This Tax Statement should be read in conjunction with the 2023 Scentre Group Tax Return Guide, which is available on the Scentre Group website at <http://www.scentregroup.com/investors/taxation-information>

2023 TAX SUMMARY

021181 000 SCG

MR THOMAS KAZIMIERZ WITRZENS &
 MS JULIE THERESE WAY
 <WITRZENS SUPER FUND A/C>
 42 FOLINGSBY STREET
 WESTON ACT 2611

31 March 2023

SCG Holder No: HIN WITHHELD



Net Distribution/Dividend Amount for the 12 months to 30 June 2023	Scentre Group Limited	Scentre Group Trust 1	Scentre Group Trust 2	Scentre Group Trust 3	Total
Distribution/Dividend paid 31 August 2022	\$0.00	\$14.02	\$14.02	\$0.00	\$28.04
Distribution/Dividend paid 28 February 2023	\$18.02	\$7.48	\$5.34	\$0.00	\$30.84
Total Gross Distribution/Dividend	\$18.02	\$21.50	\$19.36	\$0.00	\$58.88
Taxes Withheld					
TFN amounts withheld	\$0.00	\$0.00	\$0.00	\$0.00	\$0.00
Fund Payment					
Withholding tax - (non-residents only)	\$0.00	\$0.00	\$0.00	\$0.00	\$0.00
Non-resident interest/dividend withholding tax	\$0.00	\$0.00	\$0.00	\$0.00	\$0.00
Net Cash Distribution/Dividend	\$18.02	\$21.50	\$19.36	\$0.00	\$58.88
Total Tax Attribution Amount		\$16.09	\$13.66		\$29.75

Part B: Components of Distribution/Dividend Tax Attribution Amounts

	(\$)	(\$)	(\$)	(\$)
Australian Income - Dividends				
Dividends - franked	\$18.02			\$0.00
Australian Income - Trust Distributions				
Interest		\$0.03	\$1.71	
Dividend - franked		\$0.03	\$0.00	
Other income		\$15.13	\$11.36	
Total Non-primary production income		\$15.19	\$13.07	
Capital Gains - discount method (50%) (TAP)		\$0.15	\$0.00	
Total Net Capital Gains		\$0.15	\$0.00	
AMIT CGT Gross up amount		\$0.15	\$0.00	
Total Current year capital gains		\$0.30	\$0.00	
Foreign Income				
Assessable foreign source income		\$0.60	\$0.59	
Total Tax Attribution Amount		\$16.09	\$13.66	
Franking Credits	\$7.72	\$0.01	\$0.00	\$0.00
Foreign income tax offsets		\$0.14	\$0.14	

Please retain this statement for income tax purposes

The information shown on this statement is also reported to the Australian Taxation Office.



Responsible Entity: Betashares Capital Ltd
ABN 78 139 566 868 | AFSL 341181
ARSN 169 907 564

All Registry communications to:
C/- Link Market Services Limited
Locked Bag A14, Sydney South, NSW, 1235
Telephone: +61 1300 202 738
ASX Code: NDQ
Email: betashares@linkmarketservices.com.au
Website: www.linkmarketservices.com.au



019 209983

MR THOMAS KAZIMIERZ WITRZENS &
MS JULIE THERESE WAY
<WITRZENS SUPER FUND A/C>
42 FOLINGSBY STREET
WESTON ACT 2611

Date: 31 July 2023
Reference No.: X*****1616

BETASHARES NASDAQ 100 ETF
Attribution Managed Investment Trust Member Annual Statement
for the year ended 30 June 2023

Part A : Summary of 2023 tax return (supplementary section) items for a resident individual

Tax return (supplementary section)	Amount	Tax return label
Share of net income from trusts, less net capital gains, foreign income and franked distributions	\$0.22	13U
Franked distribution from trusts	\$0.00	13C
Share of franking credits from franked dividends	\$0.00	13Q
Share of credit for tax file number amounts withheld from interest, dividends and unit trust	\$0.00	13R
Share of credit for foreign resident withholding amounts (excluding capital gains)	\$0.00	13A
Net capital gain	\$185.01	18A
Total current year capital gains	\$370.02	18H
CFC Income	\$0.00	19K
Assessable foreign source income	\$55.54	20E
Other net foreign source income	\$55.54	20M
Australian franking credits from a New Zealand franking company	\$0.00	20F
Foreign income tax offset *	\$18.93	20O

*To work out your foreign income tax offset (FITO) entitlement, see the '20 Foreign source income and foreign assets or property' section of the instructions for the 2023 Tax Return for Individuals (Supplementary Section) or the Guide to foreign tax offset rules 2023. The Betashares 2023 Tax Guide provides additional information on how to claim the correct Foreign Income Tax Offset.

Capital gains tax information - Additional information for item 18

	Amount	
Capital gains - Discounted method	\$370.02	(grossed up amount)
Capital gains - Other method	\$0.00	
Total current year capital gains	\$370.02	

Part B: Components of attribution

Tax paid or franking
credit gross up

Attributable amount

Australian Income

Interest (subject to non - resident withholding tax)		\$0.22
Interest (not subject to non - resident withholding tax)		\$0.00
Dividends - unfranked amount declared to be CFI		\$0.00
Dividends - unfranked amount not declared to be CFI		\$0.00
Other assessable Australian income (Other)		\$0.00
Other assessable Australian income (NCMI)		\$0.00
Other assessable Australian income (Excluded from NCMI)		\$0.00
Other assessable Australian income (CBMI)		\$0.00

Non-primary production income **\$0.22**

Dividends - Franked amount (Franked distributions) **\$0.00** **\$0.00**

Capital Gains

Capital gains – Discounted method TAP (Other)		\$0.00
Capital gains – Discounted method TAP (NCMI)		\$0.00
Capital gains – Discounted method TAP (Excluded from NCMI)		\$0.00
Capital gains – Discounted method TAP (CBMI)		\$0.00
Capital gains - Discounted method NTAP		\$185.01
Taxable foreign capital gains - Discounted method	\$0.00	\$0.00
Capital gains – Other method TAP (Other)		\$0.00
Capital gains – Other method TAP (NCMI)		\$0.00
Capital gains – Other method TAP (Excluded from NCMI)		\$0.00
Capital gains – Other method TAP (CBMI)		\$0.00
Capital gains - Other method NTAP		\$0.00
Taxable foreign capital gains - Other method	\$0.00	\$0.00
Net capital gains	\$0.00	\$185.01
AMIT CGT gross up amount		\$185.01
Other capital gains distribution		
Total current year capital gains	\$0.00	\$370.02

Foreign income

Other net foreign source income	\$18.93	\$55.54
Assessable foreign source income	\$18.93	\$55.54
Australian franking credit from a New Zealand franking company	\$0.00	\$0.00
CFC income		\$0.00
Total foreign income	\$18.93	\$55.54

Non-assessable amounts

Net exempt income		\$0.00
Non-assessable non-exempt amount		\$0.00
Other non-attributable amounts		\$0.00
Total Non-assessable amounts		\$0.00

Cash distribution

Cash amounts

Gross cash distribution		\$406.85
Less: TFN amounts withheld		\$0.00
Less: Non-resident tax withheld on interest and dividends		\$0.00
Less: Non-resident tax withheld on fund payments		\$0.00
Net cash distribution		\$406.85

Tax offsets

Amount

Franking credit tax offset from Australian resident companies		\$0.00
Foreign income tax offset - Other net foreign source income		\$18.93
Foreign income tax offset - Taxable foreign capital gains - Discounted method		\$0.00
Foreign income tax offset - Taxable foreign capital gains - Other method		\$0.00
Australian franking credit from a New Zealand franking company		\$0.00
Total tax offsets		\$18.93

Attributed Managed Investment Trust ('AMIT') cost base

Amount

AMIT cost base net amount - excess (decrease cost base)		\$0.00
AMIT cost base net amount - shortfall (increase cost base)		\$0.00

Tax Guide

The Annual Tax Guide contains general information about how to use this statement when you prepare your 2023 Tax Return. Where there are foreign capital gains and foreign tax paid on these gains, a calculation of Australian capital gains in respect of foreign CGT assets must be performed. The Betashares 2023 Tax Guide provides additional information on how to perform these calculations as well as how to claim the correct Foreign Income Tax Offset. To view the 2023 Tax Guide, please visit:

www.betashares.com.au/tax-resources/

This statement contains important information. Please retain it for taxation purposes as a charge may be levied for replacement. To view or change your Unitholder details including FATCA and CRS self-certification, please visit our Investor Centre at www.linkmarketservices.com.au

Stay informed with the latest investment news, economic insights, and portfolio construction information. Subscribe to Betashares' weekly newsletter www.betashares.com.au/subscribe

MR T K W & J T WAY
 <WITRZENS SUPER FUND A/C>
 42 FOLINGSBY STREET
 WESTON ACT 2611
 AUSTRALIA

Update your information:



Online:
 www.investorcentre.com/nz



By Mail:
 Computershare Investor Services Limited
 Private Bag 92119, Auckland 1142
 New Zealand

Enquiries:



Phone: +64 9 488 8777
 Fax: +64 9 488 8787
 Email: enquiry@computershare.co.nz

DIVIDEND STATEMENT

Record Date: 13 September 2022
 Payment Date: 11 October 2022
 HIN: 51281616
 Payment Ref: Reinvested
 TFN: TFN noted

THOMAS KAZIMIERZ WITRZENS & MS JULIE THERESE WAY

**FINAL DIVIDEND OF 21 NZ CENTS PER SHARE (NZD/AUD RATE = 0.88560)
 CHORUS NZ'S LARGEST FIXED LINE COMMUNICATIONS INFRASTRUCTURE PROVIDER**

Class of Security	Holding	Payment Rate	Dividend Amount
CNU - ORDINARY SHARES (CH)	1,813	21.0000c	380.73
		Total NZ\$	380.73
		Less Withholding Tax	57.11
		Net Dividend	323.62

Unless otherwise indicated, all amounts are expressed in N Z Dollars

NZ Tax Information

NZ Imputation Credit	Withholding Tax	Gross Dividend
0.00	57.11	380.73

IMPORTANT - Where tax has been deducted, this statement should be retained to assist in the completion of your Tax Return.

Your Dividend Reinvestment Plan Allotment

Net Dividend	\$323.62
DRP remainder from previous dividend	\$0.27
Total Reinvested	\$320.79
Shares Allotted at \$7.638	42
DRP remainder carried forward	\$3.10



1970017801

197P\NZ_DRP_yyyymmdd_0_CNU_03160_01 00178 001*

MR T K W & J T WAY
 <WITRZENS SUPER FUND A/C>
 42 FOLINGSBY STREET
 WESTON ACT 2611
 AUSTRALIA

Update your information:



Online:
www.investorcentre.com/nz



By Mail:
 Computershare Investor Services Limited
 Private Bag 92119, Auckland 1142
 New Zealand

Enquiries:



Phone: +64 9 488 8777
 Fax: +64 9 488 8787
 Email: enquiry@computershare.co.nz

DIVIDEND STATEMENT

Record Date: 14 March 2023
 Payment Date: 11 April 2023
 HIN: 51281616
 Payment Ref: 82208/1550
 TFN: TFN noted

THOMAS KAZIMIERZ WITRZENS & MS JULIE THERESE WAY

**INTERIM DIVIDEND OF 17 NZ CENTS PER SHARE
 CHORUS: NZ'S LARGEST FIXED LINE COMMUNICATIONS INFRASTRUCTURE PROVIDER**

Class of Security	Holding	Payment Rate	Dividend Amount
CNU - ORDINARY SHARES LEFTOVER D.R.P. (CH)	0		2.89
CNU - ORDINARY SHARES (CH)	1,855	15.86814c	294.35
Total AU\$			297.24
Less Withholding Tax			44.15
Net Dividend			253.09

Unless otherwise indicated, all amounts are expressed in Australian Dollars
 Exchange Rate AU\$0.93342 = NZ\$1.00

NZ Tax Information

NZ Imputation Credit	Withholding Tax	Gross Dividend
0.00	44.15	294.35

IMPORTANT - Where tax has been deducted, this statement should be retained to assist in the completion of your Tax Return.

Your Payment Instruction

BANK A/C TO BE CREDITED: 182:222:12368:7584

MR THOMAS KAZIMIERZ WITRZENS + M

Need to change your account?

Visit www.investorcentre.com/nz, go to My Profile and update your banking details

The dividend reinvestment plan is suspended for this dividend payment.



1970064101

197P\NZ_DC_jyyyymmdd_0_CNU_03312_01 00641 001*

Update your information:



Online:
www.investorcentre.com/nz



By Mail:
Computershare Investor Services Limited
Private Bag 92119, Auckland 1142
New Zealand

Enquiries:



Phone: +64 9 488 8777
Fax: +64 9 488 8787
Email: enquiry@computershare.co.nz

MR T K W & J T WAY
<WITRZENS SUPER FUND A/C>
42 FOLINGSBY STREET
WESTON ACT 2611
AUSTRALIA

DIVIDEND STATEMENT

Record Date: 12 September 2023
Payment Date: 10 October 2023
HIN: 51281616
Payment Ref: 86687/1510
TFN: TFN noted

THOMAS KAZIMIERZ WITRZENS & MS JULIE THERESE WAY

**FINAL DIVIDEND OF 25.5 NZ CENTS PER SHARE
CHORUS: NZ'S LARGEST FIXED LINE COMMUNICATIONS INFRASTRUCTURE PROVIDER**

Class of Security	Holding	Payment Rate	Dividend Amount
CNU - ORDINARY SHARES (CH)	1,855	23.429655c	434.62
		Total AU\$	434.62
		Less Withholding Tax	65.19
		Net Dividend	369.43

Unless otherwise indicated, all amounts are expressed in Australian Dollars
Exchange Rate AU\$0.91881 = NZ\$1.00

NZ Tax Information

NZ Imputation Credit	Withholding Tax	Gross Dividend
0.00	65.19	434.62

IMPORTANT - Where tax has been deducted, this statement should be retained to assist in the completion of your Tax Return.

Your Payment Instruction

BANK A/C TO BE CREDITED: 182:222:12368:7584

MR THOMAS KAZIMIERZ WITRZENS + M

Need to change your account?

Visit www.investorcentre.com/nz, go to My Profile and update your banking details

The dividend reinvestment plan is suspended for this dividend payment.



1970064301

197P\NZ_DC_yyyyymmdd_0_CNU_03473_01 00643 001*

Macquarie Bank Limited

ABN 46 008 583 542 | AFS Licence Number 237502

Macquarie Banking and Financial Services Group, a Member of the Macquarie Group

Office address

1 Shelley Street, Sydney NSW 2000

Client service

1800 806 310
transact@macquarie.com

Postal address

GPO Box 2520, Sydney NSW 2001

Financial services professionals

1800 808 508
adviser@macquarie.com

Offices also in Melbourne, Brisbane, Perth and Adelaide.

Fax 1800 550 140

Visit us online at macquarie.com.au

SMSF AUSTRALIA

13 September 2023

BSB: 182-222

Account Number: 000123687584

Account Name:

THOMAS KAZIMIERZ WITRZENS &
JULIE THERESE WAY ATF
WITRZENS SUPERANNUATION FUND

Account open date: 22 January 2009



The following balances and interest details are provided for the above account for the 2022 - 2023 financial year:

Account balance as at 30/06/2023	■	\$54,067.59
Gross income paid during 2022 - 2023 financial year	■	\$459.23

If you would like any further information regarding the above, please contact your financial services professional or Macquarie on **1800 806 310**.

This information has been prepared by Macquarie Bank Limited ABN 46 008 583 542 for general information purposes only, without taking into account any potential investors' personal objectives financial situations or needs. Before acting on this general information, you must consider its appropriateness having regard to your own objectives, financial situations and needs. All potential investors should obtain financial, legal and taxation information before making any decision regarding a particular financial product.

BSB
182222

Account No.
000123687584

Account Name
THOMAS KAZIMIERZ WITRZENS & JULIE THERESE
WAY ATF WITRZENS SUPERANNUATION FUND

Thomas Witrzens
42 FOLINGSBY ST
WESTON ACT 2611



Cash Management Account Transaction Listing Report

From 1 July 2022 to 30 June 2023

Overview of this transaction listing report

Opening balance	- Total debits	+ Total credits	= Closing balance
\$94,556.28 CR	\$199,930.54	\$159,441.85	\$54,067.59 CR

Account Name

THOMAS KAZIMIERZ WITRZENS & JULIE THERESE WAY ATF WITRZENS SUPERANNUATION FUND



Cash Management Account Transaction Listing Report

From 1 July 2022 to 30 June 2023

Your transactions

Please check each entry on this report. If you think there is an error or unauthorised transaction, please contact us right away.

Date	Description	Debits	Credits	Balance
Jul 2022				
	Opening balance			94,556.28 CR
Jul 5	TRANSACT FUNDS TFR TO T WITRZENS JULIE T	999.00		93,557.28 CR
Jul 14	MOT CNT22351354 BUY 5000 ASH	3,594.95		89,962.33 CR
Jul 14	MOT CNT22351334 BUY 2000 AEF	10,262.06		79,700.27 CR
Jul 14	MOT CNT22351294 BUY 400 NDQ	10,859.95		68,840.32 CR
Jul 14	MOT CNT22351316 BUY 250 WES	11,224.95		57,615.37 CR
Jul 14	MOT CNT22351310 BUY 500 SOL	12,022.66		45,592.71 CR
Jul 14	MOT CNT22351267 BUY 200 DMP	13,815.95		31,776.76 CR
Jul 19	ATO ATO006000016435043		1,095.93	32,872.69 CR
Jul 20	MOT CNT22366445 BUY 1000 JLG	7,086.74		25,785.95 CR
Jul 25	SuperChoice P/L PC190722-189943455		1,902.73	27,688.68 CR
Jul 27	BPAY TO 2022 ANZ PAITREO	2,740.50		24,948.18 CR
Jul 29	MACQUARIE CMA INTEREST PAID		14.54	24,962.72 CR
Aug 2022				
Aug 15	TRANSACT FUNDS TFR TO AUSTRALIAN UNITY T	2,970.00		21,992.72 CR
Aug 17	MOT CNT22468251 BUY 100 NDQ	2,960.95		19,031.77 CR
Aug 17	MOT CNT22468216 BUY 100 WES	4,770.95		14,260.82 CR
Aug 17	MOT CNT22468234 BUY 200 SOL	5,144.93		9,115.89 CR
Aug 19	SuperChoice P/L PC150822-174751162		1,977.90	11,093.79 CR
Aug 25	GOODMAN GROUP AUG22/00813036		49.50	11,143.29 CR
Aug 31	MACQUARIE CMA INTEREST PAID		11.32	11,154.61 CR
Aug 31	SCG DISTRIBUTION AUG22/00841665		28.04	11,182.65 CR
Aug 31	GPT DST 001281110006		38.10	11,220.75 CR
Sep 2022				
Sep 15	AEF FNL DIV 001282716502		60.00	11,280.75 CR
Sep 15	DMP FNL DIV 001282493966		136.20	11,416.95 CR
Sep 16	ASH DIV 001282573176		150.00	11,566.95 CR
Sep 16	EDV DIV 001282852791		16.25	11,583.20 CR
Sep 19	JLG FNL DIV 001283212596		30.00	11,613.20 CR
Sep 21	IAG DIVIDEND PYT FIN22/00931630		53.05	11,666.25 CR
Sep 26	SuperChoice P/L PC190922-150952708		2,176.28	13,842.53 CR
Sep 30	MACQUARIE CMA INTEREST PAID		10.56	13,853.09 CR
Sep 30	TREASURY WINES FIN22/00841334		38.24	13,891.33 CR
Sep 30	Origin Energy S00044610621		87.45	13,978.78 CR
Oct 2022				
Oct 5	CSL LTD DIVIDEND AUF22/00974886		200.45	14,179.23 CR
Oct 7	SPARK NEW ZEALAN 001284835741		1,068.47	15,247.70 CR

Account Name

THOMAS KAZIMIERZ WITRZENS & JULIE THERESE WAY ATF WITRZENS SUPERANNUATION FUND



Cash Management Account Transaction Listing Report

From 1 July 2022 to 30 June 2023

Date	Description	Debits	Credits	Balance
Oct 7	Origin Energy S00044610621		1.38	15,249.08 CR
Oct 12	BSL FNL DIV 001284671748		302.00	15,551.08 CR
Oct 13	SOUTH32 DIVIDEND RAU22/00966491		181.69	15,732.77 CR
Oct 20	SuperChoice P/L PC131022-124422888		2,365.28	18,098.05 CR
Oct 31	MACQUARIE CMA INTEREST PAID		19.35	18,117.40 CR
Nov 2022				
Nov 17	SuperChoice P/L PC101122-108009245		2,090.12	20,207.52 CR
Nov 30	MACQUARIE CMA INTEREST PAID		25.55	20,233.07 CR
Dec 2022				
Dec 12	SOL DIV PAYMENT DEC22/00821856		406.00	20,639.07 CR
Dec 13	CIM REPLACEMENT DIS22/90108361		20,394.00	41,033.07 CR
Dec 16	SuperChoice P/L PC121222-192468507		1,959.49	42,992.56 CR
Dec 22	BPAY TO DOMINO PIZZA ENTERPR	15,000.00		27,992.56 CR
Dec 23	ONEMARKET LTD AUD22/00819422		0.75	27,993.31 CR
Dec 30	MACQUARIE CMA INTEREST PAID		45.67	28,038.98 CR
Dec 30	DMP SPP REF 001287886729		3,060.10	31,099.08 CR
Jan 2023				
Jan 3	TRANSACT FUNDS TFR TO T WITRZENS JULIE T	999.00		30,100.08 CR
Jan 5	MOT CNT22977871 BUY 250 IAG	1,207.45		28,892.63 CR
Jan 5	MOT CNT22977830 BUY 500 TLS	2,014.95		26,877.68 CR
Jan 5	MOT CNT22977842 BUY 200 SOL	5,517.95		21,359.73 CR
Jan 6	MOT CNT22980805 SELL 300 GPT		1,255.05	22,614.78 CR
Jan 6	MOT CNT22982495 BUY 1000 LTR	1,269.95		21,344.83 CR
Jan 6	MOT CNT22982564 BUY 100 WES	4,661.95		16,682.88 CR
Jan 20	SuperChoice P/L PC130123-196162969		2,170.72	18,853.60 CR
Jan 27	TRANSACT FUNDS TFR TO T WITRZENS JULIE T	999.00		17,854.60 CR
Jan 31	MACQUARIE CMA INTEREST PAID		33.65	17,888.25 CR
Jan 31	MOT CNT23052622 BUY 100 LYC	927.95		16,960.30 CR
Jan 31	MOT CNT23052465 BUY 10000 DRE	999.95		15,960.35 CR
Jan 31	MOT CNT23052498 BUY 1500 XRF	1,294.95		14,665.40 CR
Jan 31	MOT CNT23052407 BUY 10000 CXM	1,519.95		13,145.45 CR
Jan 31	MOT CNT23052578 BUY 50 MQG	9,307.95		3,837.50 CR
Feb 2023				
Feb 10	IDPS 16608940 000000001		12,000.00	15,837.50 CR
Feb 16	SuperChoice P/L PC100223-165773810		1,695.44	17,532.94 CR
Feb 16	MOT CNT23118378 BUY 200 GMG	4,017.95		13,514.99 CR
Feb 21	MOT CNT23135875 BUY 200 LYC	1,681.95		11,833.04 CR
Feb 21	MOT CNT23135650 BUY 1000 CSR	5,279.95		6,553.09 CR
Feb 24	GOODMAN GROUP FEB23/00813521		49.50	6,602.59 CR
Feb 28	MACQUARIE CMA INTEREST PAID		13.83	6,616.42 CR
Feb 28	SCG DISTRIBUTION 23FEB/00840197		30.84	6,647.26 CR
Feb 28	GPT DST 001289580011		36.90	6,684.16 CR

Account Name

THOMAS KAZIMIERZ WITRZENS & JULIE THERESE WAY ATF WITRZENS SUPERANNUATION FUND



Cash Management Account Transaction Listing Report

From 1 July 2022 to 30 June 2023

Date	Description	Debits	Credits	Balance
Mar 2023				
Mar 6	MOT CNT23186109 SELL 6028 IAG		27,815.94	34,500.10 CR
Mar 6	MOT CNT23186199 SELL 3904 TLS		15,791.25	50,291.35 CR
Mar 10	IDPS 16608940 000000002		2,651.78	52,943.13 CR
Mar 14	JLG DIV 001291652315		45.00	52,988.13 CR
Mar 14	MOT CNT23217649 BUY 2000 PBP	4,899.95		48,088.18 CR
Mar 14	MOT CNT23217674 BUY 1000 TLC	5,249.95		42,838.23 CR
Mar 15	VUK DIVIDEND MAR23/00879567		53.35	42,891.58 CR
Mar 16	AEF DIV 001293373571		40.00	42,931.58 CR
Mar 16	DMP ITM DIV 001292129805		259.49	43,191.07 CR
Mar 17	ASH DIV 001293371084		150.00	43,341.07 CR
Mar 17	SuperChoice P/L PC100323-154913689		1,270.19	44,611.26 CR
Mar 20	EDV DIV 001290734651		30.17	44,641.43 CR
Mar 21	MOT CNT23245674 BUY 100 WES	4,912.94		39,728.49 CR
Mar 21	MOT CNT23245883 BUY 200 SOL	5,641.11		34,087.38 CR
Mar 21	MOT CNT23246278 BUY 100 MQG	17,522.31		16,565.07 CR
Mar 23	IAG DIVIDEND PYT INT23/00986649		50.26	16,615.33 CR
Mar 23	IAG DIVIDEND PYT INT23/01367628		361.68	16,977.01 CR
Mar 24	Origin Energy S00044610621		87.45	17,064.46 CR
Mar 28	BSL ITM DIV 001293685210		302.00	17,366.46 CR
Mar 31	MACQUARIE CMA INTEREST PAID		54.85	17,421.31 CR
Apr 2023				
Apr 4	TREASURY WINES INT23/00840776		43.02	17,464.33 CR
Apr 5	WOODSIDE RES23/00128891		15.70	17,480.03 CR
Apr 5	CSL LTD DIVIDEND 23AUD/00872890		184.85	17,664.88 CR
Apr 5	WOODSIDE FIN22/00818604		293.00	17,957.88 CR
Apr 6	SPARK NEW ZEALAN 001295071355		1,213.79	19,171.67 CR
Apr 6	SOUTH32 DIVIDEND AI013/00963912		53.03	19,224.70 CR
Apr 11	CHORUS LIMITED 82208/1550		253.09	19,477.79 CR
Apr 21	SuperChoice P/L PC140423-160272074		1,915.02	21,392.81 CR
Apr 28	MACQUARIE CMA INTEREST PAID		33.91	21,426.72 CR
May 2023				
May 12	SOL DIV PAYMENT MAY23/00821285		396.00	21,822.72 CR
May 16	ONEMARKET LTD AUM23/00819402		0.35	21,823.07 CR
May 16	MOT CNT23448183 BUY 10000 CXM	1,519.95		20,303.12 CR
May 16	MOT CNT23448362 BUY 1000 CSR	5,279.95		15,023.17 CR
May 17	SuperChoice P/L PC100523-112161304		2,015.07	17,038.24 CR
May 24	IDPS 16608940 000000003		43,007.61	60,045.85 CR
May 31	MOT CNT23508324 SELL 211 EDV		1,303.02	61,348.87 CR
May 31	MOT CNT23508333 SELL 100 URW		335.05	61,683.92 CR
May 31	MOT CNT23508343 SELL 80 TLS		328.05	62,011.97 CR
May 31	MACQUARIE CMA INTEREST PAID		64.46	62,076.43 CR

Account Name

THOMAS KAZIMIERZ WITRZENS & JULIE THERESE WAY ATF WITRZENS SUPERANNUATION FUND

**Cash Management Account Transaction Listing Report****From 1 July 2022 to 30 June 2023**

Date	Description	Debits	Credits	Balance
Jun 2023				
Jun 15	SuperChoice P/L PC080623-183198939		1,584.27	63,660.70 CR
Jun 21	VUK DIVIDEND JUN23/00878239		25.29	63,685.99 CR
Jun 29	MOT CNT23626103 BUY 10000 FRI	6,669.94		57,016.05 CR
Jun 30	MACQUARIE CMA INTEREST PAID		131.54	57,147.59 CR
Jun 30	SMSF Statement	3,080.00		54,067.59 CR
	Closing balance			54,067.59 CR

Check we have your latest details

New contact details? Contact us to update them.

End of transaction listing report



Financial Year's Interest Report

Interest details shown are for selected accounts as at 13 September 2023, 19:08 PM

Accounts	1 July 2023 - to date		1 July 2022 - 30 June 2023	
	Interest charged	Interest earned	Interest charged	Interest earned
CASH MANAGEMENT ACCOUNT THOMAS KAZIMIERZ WITRZENS & JULIE THERESE WAY ATF WITRZENS SUPERANNUATION FUND 182222 000123687584	0.00	149.28	0.00	459.23
Total	0.00	149.28	0.00	459.23

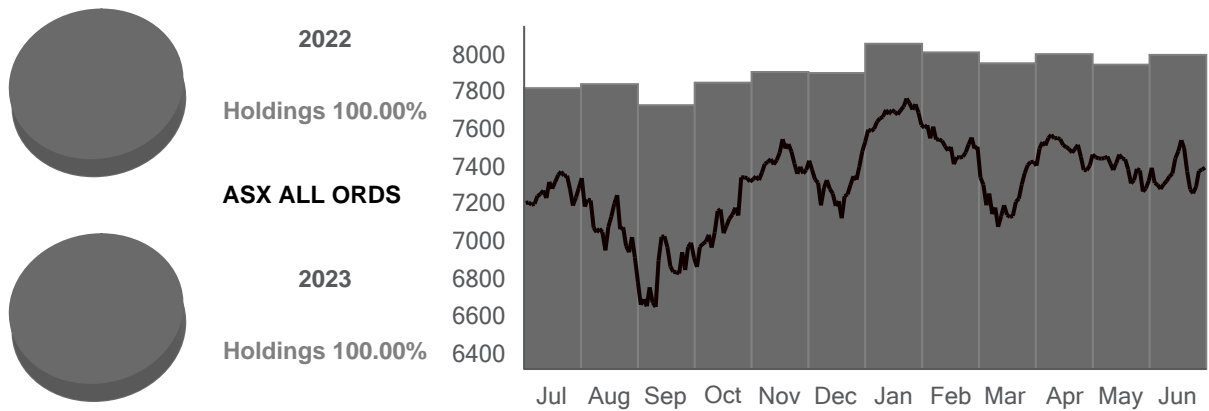
Notes

1. Closed accounts are not included in this Report.
2. Account balances may not include pending transactions and pre-authorisations awaiting final approval by the merchant and may also exclude cheque payments awaiting clearance.
3. This document does not satisfy the substantiation requirements for tax purposes. Account holders must ensure that they make their own assessment of the deductibility of expenses and must retain the appropriate documentation in accordance with the tax law.
4. Please refer to the most recent June statement for details of last Financial Year income.

Financial Year Summary

01 Jul 2022 - 30 Jun 2023

Summary Information A/C 23272448	+/-	
Holdings valuation at start of period		\$691,494.62
Holdings valuation at end of period	\$224,049.37	\$915,543.99
Portfolio at start of period		\$691,494.62
Portfolio at end of period	\$224,049.37	\$915,543.99
Total portfolio value		\$915,543.99
Total brokerage		\$752.67
Information service fees		\$0.00
Estimated dividends and distributions		\$36,440.99
Estimated franking credits		\$12,121.72



While every effort has been made to provide you with an accurate statement, we give no warranty of accuracy or reliability and take no responsibility for any errors or omissions including negligence by any officers, employees or agents. We encourage you to confirm the information, holdings and valuations contained herein. Information contained in the report may only relate to the period since you commenced our service.

Copyright © 2023 Third Party Platform Pty Limited. All rights reserved.

Macquarie Online Trading is a service provided by Third Party Platform Pty Ltd ("TPP") ABN 74 121 227 905 AFSL No. 314341, at the request of Macquarie Bank Limited ABN 46 008 583 542 AFSL 237502 ("MBL"). TPP is a Participant of the ASX Group. Neither TPP nor MBL are representatives of each other. Some of the fees paid to TPP for the provision of its services will be remitted to MBL. TPP and MBL do not provide personal financial advice in relation to Macquarie Online Trading. You should consider your own financial situation, particular needs and investment objectives before acting on any of the information available on this report.

Holdings valuation

01 Jul 2022 - 30 Jun 2023

Holdings valuation at 1 Jul 2022

\$691,494.62

Equities

ASX code	Description	Quantity	Cost Price	Price	Value
AMP	AMP FPO	1,682	\$0.00	\$0.955	\$1,606.31
ANZ	ANZ GROUP FPO	2,104	\$0.00	\$22.030	\$46,351.12
BHP	BHP GROUP FPO	723	\$0.00	\$41.250	\$29,823.75
BSL	BLUESCOPE FPO	1,208	\$0.00	\$15.900	\$19,207.20
CBA	CWLTH BANK FPO	486	\$1.81	\$90.380	\$43,924.68
CNU	CHORUS FPO NZX	1,813	\$0.14	\$6.420	\$11,639.46
CSL	CSL FPO	114	\$0.00	\$269.060	\$30,672.84
EDV	ENDEAVOUR FPO	211	\$0.00	\$7.570	\$1,597.27
GMG	GOOD GROUP STAPLED	330	\$0.00	\$17.840	\$5,887.20
GPT	GPT STAPLED	300	\$0.00	\$4.220	\$1,266.00
IAG	INSUR.AUST FPO	5,717	\$0.06	\$4.360	\$24,926.12
LLC	LEND LEASE STAPLED	3,135	\$0.05	\$9.110	\$28,559.85
LYC	LYNAS FPO	500	\$9.63	\$8.730	\$4,365.00
MQG	MACQ GROUP FPO	878	\$0.00	\$164.510	\$144,439.78
NAB	NAT. BANK FPO	2,978	\$0.00	\$27.390	\$81,567.42
ORG	ORIGIN ENE FPO	530	\$0.12	\$5.730	\$3,036.90
RIO	RIO TINTO FPO	436	\$0.00	\$102.700	\$44,777.20
S32	SOUTH32 FPO	723	\$0.00	\$3.940	\$2,848.62
SCG	SCENTRE STAPLED	374	\$0.00	\$2.590	\$968.66
SDF	STEADFAST FPO	1,000	\$4.89	\$5.020	\$5,020.00
SPK	SPARK NZ FPO NZX	9,699	\$0.12	\$4.330	\$41,996.67
SUN	SUNCORP FPO	4,316	\$0.22	\$10.980	\$47,389.68
TLS	TELSTRA FPO	3,333	\$0.08	\$3.850	\$12,832.05

While every effort has been made to provide you with an accurate statement, we give no warranty of accuracy or reliability and take no responsibility for any errors or omissions including negligence by any officers, employees or agents. We encourage you to confirm the information, holdings and valuations contained herein. Information contained in the report may only relate to the period since you commenced our service.

Copyright © 2023 Third Party Platform Pty Limited. All rights reserved.

Macquarie Online Trading is a service provided by Third Party Platform Pty Ltd ("TPP") ABN 74 121 227 905 AFSL No. 314341, at the request of Macquarie Bank Limited ABN 46 008 583 542 AFSL 237502 ("MBL"). TPP is a Participant of the ASX Group. Neither TPP nor MBL are representatives of each other. Some of the fees paid to TPP for the provision of its services will be remitted to MBL. TPP and MBL do not provide personal financial advice in relation to Macquarie Online Trading. You should consider your own financial situation, particular needs and investment objectives before acting on any of the information available on this report.

Holdings valuation (continued)

01 Jul 2022 - 30 Jun 2023

TWE	TREA WINE FPO	239	\$0.00	\$11.350	\$2,712.65
URW	UNIBALWEST CDI 20:1	100	\$0.00	\$3.760	\$376.00
VUK	V MONEY UK CDI 1:1	409	\$0.00	\$2.210	\$903.89
WBC	WESTPAC FPO	2,101	\$0.59	\$19.500	\$40,969.50
WDS	WOODSIDE FPO	130	\$0.00	\$31.840	\$4,139.20
WOW	WOOLWORTHS FPO	216	\$0.33	\$35.600	\$7,689.60
Sub total					\$691,494.62

Holdings valuation at 30 Jun 2023

\$915,543.99

Equities

ASX code	Description	Quantity	Cost Price	Price	Value
AEF	A ETHICAL FPO	2,000	\$5.13	\$3.360	\$6,720.00
AMP	AMP FPO	1,725	\$0.03	\$1.130	\$1,949.25
ANZ	ANZ GROUP FPO	2,378	\$1.36	\$23.710	\$56,382.38
ASH	ASHLEYSERV FPO	5,000	\$0.72	\$0.710	\$3,550.00
BHP	BHP GROUP FPO	794	\$0.00	\$44.990	\$35,722.06
BSL	BLUESCOPE FPO	1,208	\$0.00	\$20.550	\$24,824.40
CBA	CWLTH BANK FPO	507	\$5.75	\$100.270	\$50,836.89
CNU	CHORUS FPO NZX	1,855	\$0.31	\$7.750	\$14,376.25
CSL	CSL FPO	114	\$0.00	\$277.380	\$31,621.32
CSR	CSR FPO	2,000	\$5.28	\$5.190	\$10,380.00
CXM	CENTREX FPO	20,000	\$0.15	\$0.140	\$2,800.00
DMP	DOMINOS FPO	385	\$35.89	\$46.430	\$17,875.55
DRE	DREDNOUGHT FPO	10,000	\$0.10	\$0.052	\$520.00
FRI	FINBAR FPO	10,000	\$0.67	\$0.660	\$6,600.00
GMG	GOOD GROUP STAPLED	530	\$7.58	\$20.070	\$10,637.10

While every effort has been made to provide you with an accurate statement, we give no warranty of accuracy or reliability and take no responsibility for any errors or omissions including negligence by any officers, employees or agents. We encourage you to confirm the information, holdings and valuations contained herein. Information contained in the report may only relate to the period since you commenced our service.

Copyright © 2023 Third Party Platform Pty Limited. All rights reserved.

Macquarie Online Trading is a service provided by Third Party Platform Pty Ltd ("TPP") ABN 74 121 227 905 AFSL No. 314341, at the request of Macquarie Bank Limited ABN 46 008 583 542 AFSL 237502 ("MBL"). TPP is a Participant of the ASX Group. Neither TPP nor MBL are representatives of each other. Some of the fees paid to TPP for the provision of its services will be remitted to MBL. TPP and MBL do not provide personal financial advice in relation to Macquarie Online Trading. You should consider your own financial situation, particular needs and investment objectives before acting on any of the information available on this report.

Holdings valuation (continued)

01 Jul 2022 - 30 Jun 2023

JLG	JOHNS LYNG FPO	1,000	\$7.09	\$5.320	\$5,320.00
LLC	LEND LEASE STAPLED	3,190	\$0.21	\$7.750	\$24,722.50
LTR	LIONTOWN FPO	1,000	\$1.27	\$2.830	\$2,830.00
LYC	LYNAS FPO	800	\$9.28	\$6.850	\$5,480.00
MQG	MACQ GROUP FPO	1,061	\$30.82	\$177.620	\$188,454.82
NAB	NAT. BANK FPO	3,123	\$1.46	\$26.370	\$82,353.51
NDQ	BETANASDAQ ETF UNITS	500	\$27.64	\$35.050	\$17,525.00
ORG	ORIGIN ENE FPO	530	\$0.12	\$8.410	\$4,457.30
PBP	PROBIOTEC FPO	2,000	\$2.45	\$2.800	\$5,600.00
RIO	RIO TINTO FPO	467	\$0.00	\$114.690	\$53,560.23
S32	SOUTH32 FPO	723	\$0.00	\$3.760	\$2,718.48
SCG	SCENTRE STAPLED	374	\$0.00	\$2.650	\$991.10
SDF	STEADFAST FPO	1,025	\$4.90	\$6.000	\$6,150.00
SOL	SOUL W.H. FPO	1,100	\$25.75	\$31.780	\$34,958.00
SPK	SPARK NZ FPO NZX	9,699	\$0.12	\$4.670	\$45,294.33
SUN	SUNCORP FPO	4,496	\$0.70	\$13.490	\$60,651.04
TLC	LOTTERY FPO	1,000	\$5.25	\$5.130	\$5,130.00
TWE	TREA WINE FPO	239	\$0.00	\$11.230	\$2,683.97
VUK	V MONEY UK CDI 1:1	409	\$0.00	\$2.850	\$1,165.65
WBC	WESTPAC FPO	2,229	\$1.84	\$21.340	\$47,566.86
WDS	WOODSIDE FPO	136	\$0.00	\$34.440	\$4,683.84
WES	WESFARMER FPO	565	\$46.52	\$49.340	\$27,877.10
WOW	WOOLWORTHS FPO	222	\$1.32	\$39.730	\$8,820.06
XRF	XRF SCIEN FPO	1,500	\$0.86	\$1.170	\$1,755.00
				Sub total	\$915,543.99

While every effort has been made to provide you with an accurate statement, we give no warranty of accuracy or reliability and take no responsibility for any errors or omissions including negligence by any officers, employees or agents. We encourage you to confirm the information, holdings and valuations contained herein. Information contained in the report may only relate to the period since you commenced our service.

Copyright © 2023 Third Party Platform Pty Limited. All rights reserved.

Macquarie Online Trading is a service provided by Third Party Platform Pty Ltd ("TPP") ABN 74 121 227 905 AFSL No. 314341, at the request of Macquarie Bank Limited ABN 46 008 583 542 AFSL 237502 ("MBL"). TPP is a Participant of the ASX Group. Neither TPP nor MBL are representatives of each other. Some of the fees paid to TPP for the provision of its services will be remitted to MBL. TPP and MBL do not provide personal financial advice in relation to Macquarie Online Trading. You should consider your own financial situation, particular needs and investment objectives before acting on any of the information available on this report.

Holdings valuation (continued)

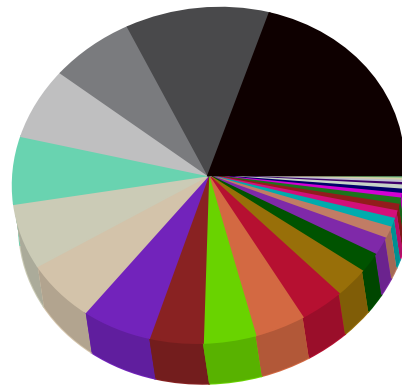
01 Jul 2022 - 30 Jun 2023

Holdings valuation at 1 Jul 2022

\$691,494.62

Holdings composition 1 Jul 2022

MQG 20.89%	LLC 4.13%	ORG 0.44%
NAB 11.80%	IAG 3.60%	S32 0.41%
SUN 6.85%	BSL 2.78%	TWE 0.39%
ANZ 6.70%	TLS 1.86%	AMP 0.23%
RIO 6.48%	CNU 1.68%	EDV 0.23%
CBA 6.35%	WOW 1.11%	GPT 0.18%
SPK 6.07%	GMG 0.85%	SCG 0.14%
WBC 5.92%	SDF 0.73%	VUK 0.13%
CSL 4.44%	LYC 0.63%	URW 0.05%
BHP 4.31%	WDS 0.60%	

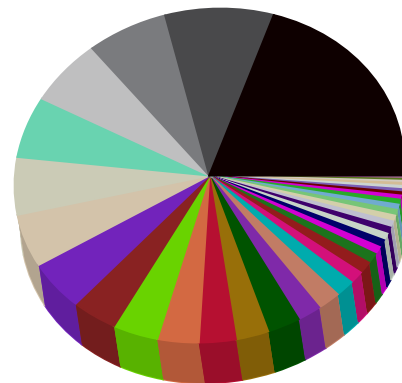


Holdings valuation at 30 Jun 2023

\$915,543.99

Holdings composition 30 Jun 2023

MQG 20.58%	LLC 2.70%	TLC 0.56%
NAB 9.00%	DMP 1.95%	WDS 0.51%
SUN 6.62%	NDQ 1.91%	ORG 0.49%
ANZ 6.16%	CNU 1.57%	ASH 0.39%
RIO 5.85%	GMG 1.16%	LTR 0.31%
CBA 5.55%	CSR 1.13%	CXM 0.31%
WBC 5.20%	WOW 0.96%	S32 0.30%
SPK 4.95%	AEF 0.73%	TWE 0.29%
BHP 3.90%	FRI 0.72%	AMP 0.21%
SOL 3.82%	SDF 0.67%	XRF 0.19%
CSL 3.45%	PBP 0.61%	VUK 0.13%
WES 3.04%	LYC 0.60%	SCG 0.11%
BSL 2.71%	JLG 0.58%	DRE 0.06%



While every effort has been made to provide you with an accurate statement, we give no warranty of accuracy or reliability and take no responsibility for any errors or omissions including negligence by any officers, employees or agents. We encourage you to confirm the information, holdings and valuations contained herein. Information contained in the report may only relate to the period since you commenced our service.

Copyright © 2023 Third Party Platform Pty Limited. All rights reserved.

Macquarie Online Trading is a service provided by Third Party Platform Pty Ltd ("TPP") ABN 74 121 227 905 AFSL No. 314341, at the request of Macquarie Bank Limited ABN 46 008 583 542 AFSL 237502 ("MBL"). TPP is a Participant of the ASX Group. Neither TPP nor MBL are representatives of each other. Some of the fees paid to TPP for the provision of its services will be remitted to MBL. TPP and MBL do not provide personal financial advice in relation to Macquarie Online Trading. You should consider your own financial situation, particular needs and investment objectives before acting on any of the information available on this report.

Transaction summary

01 Jul 2022 - 30 Jun 2023

Equities

AEF AUSTRALIAN ETHICAL ORDINARY

Date	Type	Action	Quantity	Unit price	Trade value	Brokerage	Other fees	GST	Total value
12/07/2022	Buy	B22351334	2,000	\$5.1211	\$10,242.11	\$18.14	\$0.00	\$1.81	\$10,262.06
Sub total			2,000						

AMP AMP LIMITED ORDINARY

Date	Type	Action	Quantity	Unit price	Trade value	Brokerage	Other fees	GST	Total value
14/01/2022	In	Transfer	1,682	\$0.0000	\$0.00	\$0.00	\$0.00	\$0.00	\$0.00
03/04/2023	In	Transfer	43	\$1.0100	\$43.43	\$0.00	\$0.00	\$0.00	\$43.43
Sub total			1,725						

ANZ ANZ GROUP HOLDINGS ORDINARY

Date	Type	Action	Quantity	Unit price	Trade value	Brokerage	Other fees	GST	Total value
14/01/2022	In	Transfer	2,104	\$0.0000	\$0.00	\$0.00	\$0.00	\$0.00	\$0.00
01/07/2022	In	Transfer	60	\$25.5200	\$1,531.20	\$0.00	\$0.00	\$0.00	\$1,531.20
24/08/2022	In	Transfer	145	\$0.0000	\$0.00	\$0.00	\$0.00	\$0.00	\$0.00
15/12/2022	In	Transfer	69	\$24.5100	\$1,691.19	\$0.00	\$0.00	\$0.00	\$1,691.19
Sub total			2,378						

ANZR ANZ BANKING GRP LTD RTS08AUG22 FORUS

Date	Type	Action	Quantity	Unit price	Trade value	Brokerage	Other fees	GST	Total value
22/07/2022	In	Transfer	145	\$0.0000	\$0.00	\$0.00	\$0.00	\$0.00	\$0.00
28/07/2022	Out	Transfer	(145)	\$0.0000	(\$0.00)	\$0.00	\$0.00	\$0.00	(\$0.00)

While every effort has been made to provide you with an accurate statement, we give no warranty of accuracy or reliability and take no responsibility for any errors or omissions including negligence by any officers, employees or agents. We encourage you to confirm the information, holdings and valuations contained herein. Information contained in the report may only relate to the period since you commenced our service.

Copyright © 2023 Third Party Platform Pty Limited. All rights reserved.

Macquarie Online Trading is a service provided by Third Party Platform Pty Ltd ("TPP") ABN 74 121 227 905 AFSL No. 314341, at the request of Macquarie Bank Limited ABN 46 008 583 542 AFSL 237502 ("MBL"). TPP is a Participant of the ASX Group. Neither TPP nor MBL are representatives of each other. Some of the fees paid to TPP for the provision of its services will be remitted to MBL. TPP and MBL do not provide personal financial advice in relation to Macquarie Online Trading. You should consider your own financial situation, particular needs and investment objectives before acting on any of the information available on this report.

Transaction summary (continued)

01 Jul 2022 - 30 Jun 2023

Sub total 0

ASH ASHLEY SERVICES GRP ORDINARY

Date	Type	Action	Quantity	Unit price	Trade value	Brokerage	Other fees	GST	Total value
12/07/2022	Buy	B22351354	5,000	\$0.7150	\$3,575.00	\$18.14	\$0.00	\$1.81	\$3,594.95

Sub total 5,000

BHP BHP GROUP LIMITED ORDINARY

Date	Type	Action	Quantity	Unit price	Trade value	Brokerage	Other fees	GST	Total value
14/01/2022	In	Transfer	723	\$0.0000	\$0.00	\$0.00	\$0.00	\$0.00	\$0.00
06/10/2022	In	Transfer	48	\$0.0000	\$0.00	\$0.00	\$0.00	\$0.00	\$0.00
12/04/2023	In	Transfer	23	\$0.0000	\$0.00	\$0.00	\$0.00	\$0.00	\$0.00

Sub total 794

CBA COMMONWEALTH BANK. ORDINARY

Date	Type	Action	Quantity	Unit price	Trade value	Brokerage	Other fees	GST	Total value
14/01/2022	In	Transfer	477	\$0.0000	\$0.00	\$0.00	\$0.00	\$0.00	\$0.00
30/03/2022	In	Transfer	9	\$97.9500	\$881.55	\$0.00	\$0.00	\$0.00	\$881.55
29/09/2022	In	Transfer	10	\$96.4400	\$964.40	\$0.00	\$0.00	\$0.00	\$964.40
30/03/2023	In	Transfer	11	\$97.3700	\$1,071.07	\$0.00	\$0.00	\$0.00	\$1,071.07

Sub total 507

CNU CHORUS LIMITED ORD FOR.EXEMPT NZX

Date	Type	Action	Quantity	Unit price	Trade value	Brokerage	Other fees	GST	Total value
14/01/2022	In	Transfer	1,779	\$0.0000	\$0.00	\$0.00	\$0.00	\$0.00	\$0.00

While every effort has been made to provide you with an accurate statement, we give no warranty of accuracy or reliability and take no responsibility for any errors or omissions including negligence by any officers, employees or agents. We encourage you to confirm the information, holdings and valuations contained herein. Information contained in the report may only relate to the period since you commenced our service.

Copyright © 2023 Third Party Platform Pty Limited. All rights reserved.

Macquarie Online Trading is a service provided by Third Party Platform Pty Ltd ("TPP") ABN 74 121 227 905 AFSL No. 314341, at the request of Macquarie Bank Limited ABN 46 008 583 542 AFSL 237502 ("MBL"). TPP is a Participant of the ASX Group. Neither TPP nor MBL are representatives of each other. Some of the fees paid to TPP for the provision of its services will be remitted to MBL. TPP and MBL do not provide personal financial advice in relation to Macquarie Online Trading. You should consider your own financial situation, particular needs and investment objectives before acting on any of the information available on this report.

Transaction summary (continued)

01 Jul 2022 - 30 Jun 2023

12/04/2022	In	Transfer	34	\$7.3369	\$249.45	\$0.00	\$0.00	\$0.00	\$249.45
11/10/2022	In	Transfer	42	\$7.6380	\$320.80	\$0.00	\$0.00	\$0.00	\$320.80
Sub total			1,855						

CSR CSR LIMITED ORDINARY

Date	Type	Action	Quantity	Unit price	Trade value	Brokerage	Other fees	GST	Total value
17/02/2023	Buy	B23135650	1,000	\$5.2600	\$5,260.00	\$18.14	\$0.00	\$1.81	\$5,279.95
12/05/2023	Buy	B23448362	1,000	\$5.2600	\$5,260.00	\$18.14	\$0.00	\$1.81	\$5,279.95
Sub total			2,000						

CXM CENTREX LIMITED ORDINARY

Date	Type	Action	Quantity	Unit price	Trade value	Brokerage	Other fees	GST	Total value
27/01/2023	Buy	B23052407	10,000	\$0.1500	\$1,500.00	\$18.14	\$0.00	\$1.81	\$1,519.95
12/05/2023	Buy	B23448183	10,000	\$0.1500	\$1,500.00	\$18.14	\$0.00	\$1.81	\$1,519.95
Sub total			20,000						

DMP DOMINO PIZZA ENTERPR ORDINARY

Date	Type	Action	Quantity	Unit price	Trade value	Brokerage	Other fees	GST	Total value
12/07/2022	Buy	B22351267	200	\$68.9800	\$13,796.00	\$18.14	\$0.00	\$1.81	\$13,815.95
30/12/2022	In	Transfer	185	\$0.0000	\$0.00	\$0.00	\$0.00	\$0.00	\$0.00
Sub total			385						

DRE DREDNOUGHT RESOURCES ORDINARY

Date	Type	Action	Quantity	Unit price	Trade value	Brokerage	Other fees	GST	Total value
27/01/2023	Buy	B23052465	10,000	\$0.0980	\$980.00	\$18.14	\$0.00	\$1.81	\$999.95

While every effort has been made to provide you with an accurate statement, we give no warranty of accuracy or reliability and take no responsibility for any errors or omissions including negligence by any officers, employees or agents. We encourage you to confirm the information, holdings and valuations contained herein. Information contained in the report may only relate to the period since you commenced our service.

Copyright © 2023 Third Party Platform Pty Limited. All rights reserved.

Macquarie Online Trading is a service provided by Third Party Platform Pty Ltd ("TPP") ABN 74 121 227 905 AFSL No. 314341, at the request of Macquarie Bank Limited ABN 46 008 583 542 AFSL 237502 ("MBL"). TPP is a Participant of the ASX Group. Neither TPP nor MBL are representatives of each other. Some of the fees paid to TPP for the provision of its services will be remitted to MBL. TPP and MBL do not provide personal financial advice in relation to Macquarie Online Trading. You should consider your own financial situation, particular needs and investment objectives before acting on any of the information available on this report.

Transaction summary (continued)

01 Jul 2022 - 30 Jun 2023

Sub total 10,000

EDV ENDEAVOUR ORDINARY

Date	Type	Action	Quantity	Unit price	Trade value	Brokerage	Other fees	GST	Total value
14/01/2022	In	Transfer	211	\$0.0000	\$0.00	\$0.00	\$0.00	\$0.00	\$0.00
29/05/2023	Sell	S23508324	(211)	\$6.2700	(\$1,322.97)	\$18.14	\$0.00	\$1.81	(\$1,303.02)
Sub total			0						

FRI FINBAR GROUP LIMITED ORDINARY

Date	Type	Action	Quantity	Unit price	Trade value	Brokerage	Other fees	GST	Total value
27/06/2023	Buy	B23626103	10,000	\$0.6650	\$6,649.99	\$18.14	\$0.00	\$1.81	\$6,669.94
Sub total			10,000						

GMG GOODMAN GROUP FPO/UNITS STAPLED

Date	Type	Action	Quantity	Unit price	Trade value	Brokerage	Other fees	GST	Total value
14/01/2022	In	Transfer	330	\$0.0000	\$0.00	\$0.00	\$0.00	\$0.00	\$0.00
14/02/2023	Buy	B23118378	200	\$19.9900	\$3,998.00	\$18.14	\$0.00	\$1.81	\$4,017.95
Sub total			530						

GPT GPT GROUP FPO/UNITS STAPLED

Date	Type	Action	Quantity	Unit price	Trade value	Brokerage	Other fees	GST	Total value
14/01/2022	In	Transfer	300	\$0.0000	\$0.00	\$0.00	\$0.00	\$0.00	\$0.00
04/01/2023	Sell	S22980805	(300)	\$4.2500	(\$1,275.00)	\$18.14	\$0.00	\$1.81	(\$1,255.05)
Sub total			0						

IAG INSURANCE AUSTRALIA ORDINARY

Date	Type	Action	Quantity	Unit price	Trade value	Brokerage	Other fees	GST	Total value
------	------	--------	----------	------------	-------------	-----------	------------	-----	-------------

While every effort has been made to provide you with an accurate statement, we give no warranty of accuracy or reliability and take no responsibility for any errors or omissions including negligence by any officers, employees or agents. We encourage you to confirm the information, holdings and valuations contained herein. Information contained in the report may only relate to the period since you commenced our service.

Copyright © 2023 Third Party Platform Pty Limited. All rights reserved.

Macquarie Online Trading is a service provided by Third Party Platform Pty Ltd ("TPP") ABN 74 121 227 905 AFSL No. 314341, at the request of Macquarie Bank Limited ABN 46 008 583 542 AFSL 237502 ("MBL"). TPP is a Participant of the ASX Group. Neither TPP nor MBL are representatives of each other. Some of the fees paid to TPP for the provision of its services will be remitted to MBL. TPP and MBL do not provide personal financial advice in relation to Macquarie Online Trading. You should consider your own financial situation, particular needs and investment objectives before acting on any of the information available on this report.

Transaction summary (continued)

01 Jul 2022 - 30 Jun 2023

14/01/2022	In	Transfer	5,647	\$0.0000	\$0.00	\$0.00	\$0.00	\$0.00	\$0.00
24/03/2022	In	Transfer	70	\$4.8388	\$338.72	\$0.00	\$0.00	\$0.00	\$338.72
23/09/2022	In	Transfer	61	\$0.0000	\$0.00	\$0.00	\$0.00	\$0.00	\$0.00
03/01/2023	Buy	B22977871	250	\$4.7500	\$1,187.50	\$18.14	\$0.00	\$1.81	\$1,207.45
02/03/2023	Sell	S23186109	(6,028)	\$4.6200	(\$27,849.36)	\$30.38	\$0.00	\$3.04	(\$27,815.94)
Sub total			0						

JLG JOHNS LYNG GROUP ORDINARY

Date	Type	Action	Quantity	Unit price	Trade value	Brokerage	Other fees	GST	Total value
18/07/2022	Buy	B22366445	1,000	\$7.0668	\$7,066.79	\$18.14	\$0.00	\$1.81	\$7,086.74
Sub total			1,000						

LLC LENDLEASE GROUP FPO/UNITS STAPLED

Date	Type	Action	Quantity	Unit price	Trade value	Brokerage	Other fees	GST	Total value
14/01/2022	In	Transfer	3,120	\$0.0000	\$0.00	\$0.00	\$0.00	\$0.00	\$0.00
16/03/2022	In	Transfer	15	\$10.2295	\$153.44	\$0.00	\$0.00	\$0.00	\$153.44
21/09/2022	In	Transfer	34	\$10.1701	\$345.78	\$0.00	\$0.00	\$0.00	\$345.78
08/03/2023	In	Transfer	21	\$7.6249	\$160.12	\$0.00	\$0.00	\$0.00	\$160.12
Sub total			3,190						

LTR LIONTOWN RESOURCES ORDINARY

Date	Type	Action	Quantity	Unit price	Trade value	Brokerage	Other fees	GST	Total value
04/01/2023	Buy	B22982495	1,000	\$1.2500	\$1,250.00	\$18.14	\$0.00	\$1.81	\$1,269.95
Sub total			1,000						

While every effort has been made to provide you with an accurate statement, we give no warranty of accuracy or reliability and take no responsibility for any errors or omissions including negligence by any officers, employees or agents. We encourage you to confirm the information, holdings and valuations contained herein. Information contained in the report may only relate to the period since you commenced our service.

Copyright © 2023 Third Party Platform Pty Limited. All rights reserved.

Macquarie Online Trading is a service provided by Third Party Platform Pty Ltd ("TPP") ABN 74 121 227 905 AFSL No. 314341, at the request of Macquarie Bank Limited ABN 46 008 583 542 AFSL 237502 ("MBL"). TPP is a Participant of the ASX Group. Neither TPP nor MBL are representatives of each other. Some of the fees paid to TPP for the provision of its services will be remitted to MBL. TPP and MBL do not provide personal financial advice in relation to Macquarie Online Trading. You should consider your own financial situation, particular needs and investment objectives before acting on any of the information available on this report.

Transaction summary (continued)

01 Jul 2022 - 30 Jun 2023

LYC LYNAS RARE EARTHS ORDINARY

Date	Type	Action	Quantity	Unit price	Trade value	Brokerage	Other fees	GST	Total value
21/04/2022	Buy	B22068729	500	\$9.5900	\$4,795.00	\$18.14	\$0.00	\$1.81	\$4,814.95
27/01/2023	Buy	B23052622	100	\$9.0800	\$908.00	\$18.14	\$0.00	\$1.81	\$927.95
17/02/2023	Buy	B23135875	200	\$8.3100	\$1,662.00	\$18.14	\$0.00	\$1.81	\$1,681.95
Sub total			800						

MQG MACQUARIE GROUP LTD ORDINARY

Date	Type	Action	Quantity	Unit price	Trade value	Brokerage	Other fees	GST	Total value
14/01/2022	In	Transfer	878	\$0.0000	\$0.00	\$0.00	\$0.00	\$0.00	\$0.00
04/07/2022	In	Transfer	18	\$177.1100	\$3,187.98	\$0.00	\$0.00	\$0.00	\$3,187.98
13/12/2022	In	Transfer	15	\$178.8000	\$2,682.00	\$0.00	\$0.00	\$0.00	\$2,682.00
27/01/2023	Buy	B23052578	50	\$185.7600	\$9,288.00	\$18.14	\$0.00	\$1.81	\$9,307.95
17/03/2023	Buy	B23246278	100	\$175.0131	\$17,501.31	\$19.09	\$0.00	\$1.91	\$17,522.31
Sub total			1,061						

NAB NATIONAL AUST. BANK ORDINARY

Date	Type	Action	Quantity	Unit price	Trade value	Brokerage	Other fees	GST	Total value
14/01/2022	In	Transfer	2,978	\$0.0000	\$0.00	\$0.00	\$0.00	\$0.00	\$0.00
05/07/2022	In	Transfer	69	\$31.3500	\$2,163.15	\$0.00	\$0.00	\$0.00	\$2,163.15
14/12/2022	In	Transfer	76	\$31.4100	\$2,387.16	\$0.00	\$0.00	\$0.00	\$2,387.16
Sub total			3,123						

While every effort has been made to provide you with an accurate statement, we give no warranty of accuracy or reliability and take no responsibility for any errors or omissions including negligence by any officers, employees or agents. We encourage you to confirm the information, holdings and valuations contained herein. Information contained in the report may only relate to the period since you commenced our service.

Copyright © 2023 Third Party Platform Pty Limited. All rights reserved.

Macquarie Online Trading is a service provided by Third Party Platform Pty Ltd ("TPP") ABN 74 121 227 905 AFSL No. 314341, at the request of Macquarie Bank Limited ABN 46 008 583 542 AFSL 237502 ("MBL"). TPP is a Participant of the ASX Group. Neither TPP nor MBL are representatives of each other. Some of the fees paid to TPP for the provision of its services will be remitted to MBL. TPP and MBL do not provide personal financial advice in relation to Macquarie Online Trading. You should consider your own financial situation, particular needs and investment objectives before acting on any of the information available on this report.

Transaction summary (continued)

01 Jul 2022 - 30 Jun 2023

NDQ BETASHARES NASDAQ100 ETF UNITS

Date	Type	Action	Quantity	Unit price	Trade value	Brokerage	Other fees	GST	Total value
12/07/2022	Buy	B22351294	400	\$27.1000	\$10,840.00	\$18.14	\$0.00	\$1.81	\$10,859.95
15/08/2022	Buy	B22468251	100	\$29.4100	\$2,941.00	\$18.14	\$0.00	\$1.81	\$2,960.95
Sub total			500						

PBP PROBIOTEC LIMITED ORDINARY

Date	Type	Action	Quantity	Unit price	Trade value	Brokerage	Other fees	GST	Total value
10/03/2023	Buy	B23217649	2,000	\$2.4400	\$4,880.00	\$18.14	\$0.00	\$1.81	\$4,899.95
Sub total			2,000						

RIO RIO TINTO LIMITED ORDINARY

Date	Type	Action	Quantity	Unit price	Trade value	Brokerage	Other fees	GST	Total value
14/01/2022	In	Transfer	411	\$0.0000	\$0.00	\$0.00	\$0.00	\$0.00	\$0.00
02/05/2022	In	Transfer	25	\$0.0000	\$0.00	\$0.00	\$0.00	\$0.00	\$0.00
30/09/2022	In	Transfer	18	\$0.0000	\$0.00	\$0.00	\$0.00	\$0.00	\$0.00
28/04/2023	In	Transfer	13	\$0.0000	\$0.00	\$0.00	\$0.00	\$0.00	\$0.00
Sub total			467						

SDF STEADFAST GROUP LTD ORDINARY

Date	Type	Action	Quantity	Unit price	Trade value	Brokerage	Other fees	GST	Total value
13/04/2022	Buy	B22046160	1,000	\$4.8700	\$4,870.00	\$18.14	\$0.00	\$1.81	\$4,889.95
09/09/2022	In	Transfer	15	\$5.0982	\$76.47	\$0.00	\$0.00	\$0.00	\$76.47
22/03/2023	In	Transfer	10	\$5.8067	\$58.07	\$0.00	\$0.00	\$0.00	\$58.07

While every effort has been made to provide you with an accurate statement, we give no warranty of accuracy or reliability and take no responsibility for any errors or omissions including negligence by any officers, employees or agents. We encourage you to confirm the information, holdings and valuations contained herein. Information contained in the report may only relate to the period since you commenced our service.

Copyright © 2023 Third Party Platform Pty Limited. All rights reserved.

Macquarie Online Trading is a service provided by Third Party Platform Pty Ltd ("TPP") ABN 74 121 227 905 AFSL No. 314341, at the request of Macquarie Bank Limited ABN 46 008 583 542 AFSL 237502 ("MBL"). TPP is a Participant of the ASX Group. Neither TPP nor MBL are representatives of each other. Some of the fees paid to TPP for the provision of its services will be remitted to MBL. TPP and MBL do not provide personal financial advice in relation to Macquarie Online Trading. You should consider your own financial situation, particular needs and investment objectives before acting on any of the information available on this report.

Transaction summary (continued)

01 Jul 2022 - 30 Jun 2023

Sub total 1,025

SOL SOUL PATTINSON (W.H) ORDINARY

Date	Type	Action	Quantity	Unit price	Trade value	Brokerage	Other fees	GST	Total value
12/07/2022	Buy	B22351310	500	\$24.0054	\$12,002.71	\$18.14	\$0.00	\$1.81	\$12,022.66
15/08/2022	Buy	B22468234	200	\$25.6249	\$5,124.98	\$18.14	\$0.00	\$1.81	\$5,144.93
03/01/2023	Buy	B22977842	200	\$27.4900	\$5,498.00	\$18.14	\$0.00	\$1.81	\$5,517.95
17/03/2023	Buy	B23245883	200	\$28.1058	\$5,621.16	\$18.14	\$0.00	\$1.81	\$5,641.11

Sub total 1,100

SUN SUNCORP GROUP LTD ORDINARY

Date	Type	Action	Quantity	Unit price	Trade value	Brokerage	Other fees	GST	Total value
14/01/2022	In	Transfer	4,224	\$0.0000	\$0.00	\$0.00	\$0.00	\$0.00	\$0.00
01/04/2022	In	Transfer	92	\$10.5400	\$969.68	\$0.00	\$0.00	\$0.00	\$969.68
21/09/2022	In	Transfer	67	\$10.8800	\$728.96	\$0.00	\$0.00	\$0.00	\$728.96
31/03/2023	In	Transfer	113	\$12.8000	\$1,446.40	\$0.00	\$0.00	\$0.00	\$1,446.40

Sub total 4,496

TLC THE LOTTERY CORP ORDINARY

Date	Type	Action	Quantity	Unit price	Trade value	Brokerage	Other fees	GST	Total value
10/03/2023	Buy	B23217674	1,000	\$5.2300	\$5,230.00	\$18.14	\$0.00	\$1.81	\$5,249.95

Sub total 1,000

TLS TELSTRA GROUP ORDINARY

Date	Type	Action	Quantity	Unit price	Trade value	Brokerage	Other fees	GST	Total value
------	------	--------	----------	------------	-------------	-----------	------------	-----	-------------

While every effort has been made to provide you with an accurate statement, we give no warranty of accuracy or reliability and take no responsibility for any errors or omissions including negligence by any officers, employees or agents. We encourage you to confirm the information, holdings and valuations contained herein. Information contained in the report may only relate to the period since you commenced our service.

Copyright © 2023 Third Party Platform Pty Limited. All rights reserved.

Macquarie Online Trading is a service provided by Third Party Platform Pty Ltd ("TPP") ABN 74 121 227 905 AFSL No. 314341, at the request of Macquarie Bank Limited ABN 46 008 583 542 AFSL 237502 ("MBL"). TPP is a Participant of the ASX Group. Neither TPP nor MBL are representatives of each other. Some of the fees paid to TPP for the provision of its services will be remitted to MBL. TPP and MBL do not provide personal financial advice in relation to Macquarie Online Trading. You should consider your own financial situation, particular needs and investment objectives before acting on any of the information available on this report.

Transaction summary (continued)

01 Jul 2022 - 30 Jun 2023

14/01/2022	In	Transfer	3,266	\$0.0000	\$0.00	\$0.00	\$0.00	\$0.00	\$0.00
01/04/2022	In	Transfer	67	\$3.8629	\$258.81	\$0.00	\$0.00	\$0.00	\$258.81
21/09/2022	In	Transfer	71	\$3.9715	\$281.98	\$0.00	\$0.00	\$0.00	\$281.98
03/01/2023	Buy	B22977830	500	\$3.9900	\$1,995.00	\$18.14	\$0.00	\$1.81	\$2,014.95
02/03/2023	Sell	S23186199	(3,904)	\$4.0500	(\$15,811.20)	\$18.14	\$0.00	\$1.81	(\$15,791.25)
31/03/2023	In	Transfer	80	\$4.1143	\$329.14	\$0.00	\$0.00	\$0.00	\$329.14
29/05/2023	Sell	S23508343	(80)	\$4.3500	(\$348.00)	\$18.14	\$0.00	\$1.81	(\$328.05)
Sub total			0						

URW UNIBAILRODAWESTFIELD CDI 20:1

Date	Type	Action	Quantity	Unit price	Trade value	Brokerage	Other fees	GST	Total value
14/01/2022	In	Transfer	100	\$0.0000	\$0.00	\$0.00	\$0.00	\$0.00	\$0.00
29/05/2023	Sell	S23508333	(100)	\$3.5500	(\$355.00)	\$18.14	\$0.00	\$1.81	(\$335.05)
Sub total			0						

WBC WESTPAC BANKING CORP ORDINARY

Date	Type	Action	Quantity	Unit price	Trade value	Brokerage	Other fees	GST	Total value
14/01/2022	In	Transfer	2,049	\$0.0000	\$0.00	\$0.00	\$0.00	\$0.00	\$0.00
24/06/2022	In	Transfer	52	\$23.9600	\$1,245.92	\$0.00	\$0.00	\$0.00	\$1,245.92
20/12/2022	In	Transfer	56	\$23.8600	\$1,336.16	\$0.00	\$0.00	\$0.00	\$1,336.16
27/06/2023	In	Transfer	72	\$21.0800	\$1,517.76	\$0.00	\$0.00	\$0.00	\$1,517.76
Sub total			2,229						

While every effort has been made to provide you with an accurate statement, we give no warranty of accuracy or reliability and take no responsibility for any errors or omissions including negligence by any officers, employees or agents. We encourage you to confirm the information, holdings and valuations contained herein. Information contained in the report may only relate to the period since you commenced our service.

Copyright © 2023 Third Party Platform Pty Limited. All rights reserved.

Macquarie Online Trading is a service provided by Third Party Platform Pty Ltd ("TPP") ABN 74 121 227 905 AFSL No. 314341, at the request of Macquarie Bank Limited ABN 46 008 583 542 AFSL 237502 ("MBL"). TPP is a Participant of the ASX Group. Neither TPP nor MBL are representatives of each other. Some of the fees paid to TPP for the provision of its services will be remitted to MBL. TPP and MBL do not provide personal financial advice in relation to Macquarie Online Trading. You should consider your own financial situation, particular needs and investment objectives before acting on any of the information available on this report.

Transaction summary (continued)

01 Jul 2022 - 30 Jun 2023

WDS WOODSIDE ENERGY ORDINARY

Date	Type	Action	Quantity	Unit price	Trade value	Brokerage	Other fees	GST	Total value
01/06/2022	In	Transfer	130	\$0.0000	\$0.00	\$0.00	\$0.00	\$0.00	\$0.00
06/10/2022	In	Transfer	6	\$0.0000	\$0.00	\$0.00	\$0.00	\$0.00	\$0.00
Sub total			136						

WES WESFARMERS LIMITED ORDINARY

Date	Type	Action	Quantity	Unit price	Trade value	Brokerage	Other fees	GST	Total value
12/07/2022	Buy	B22351316	250	\$44.8200	\$11,205.00	\$18.14	\$0.00	\$1.81	\$11,224.95
15/08/2022	Buy	B22468216	100	\$47.5100	\$4,751.00	\$18.14	\$0.00	\$1.81	\$4,770.95
06/10/2022	In	Transfer	7	\$45.8581	\$321.01	\$0.00	\$0.00	\$0.00	\$321.01
04/01/2023	Buy	B22982564	100	\$46.4200	\$4,642.00	\$18.14	\$0.00	\$1.81	\$4,661.95
17/03/2023	Buy	B23245674	100	\$48.9299	\$4,892.99	\$18.14	\$0.00	\$1.81	\$4,912.94
28/03/2023	In	Transfer	8	\$48.9754	\$391.80	\$0.00	\$0.00	\$0.00	\$391.80
Sub total			565						

WOW WOOLWORTHS GROUP LTD ORDINARY

Date	Type	Action	Quantity	Unit price	Trade value	Brokerage	Other fees	GST	Total value
14/01/2022	In	Transfer	214	\$0.0000	\$0.00	\$0.00	\$0.00	\$0.00	\$0.00
13/04/2022	In	Transfer	2	\$35.8417	\$71.68	\$0.00	\$0.00	\$0.00	\$71.68
27/09/2022	In	Transfer	3	\$36.5600	\$109.68	\$0.00	\$0.00	\$0.00	\$109.68
13/04/2023	In	Transfer	3	\$37.1400	\$111.42	\$0.00	\$0.00	\$0.00	\$111.42
Sub total			222						

While every effort has been made to provide you with an accurate statement, we give no warranty of accuracy or reliability and take no responsibility for any errors or omissions including negligence by any officers, employees or agents. We encourage you to confirm the information, holdings and valuations contained herein. Information contained in the report may only relate to the period since you commenced our service.

Copyright © 2023 Third Party Platform Pty Limited. All rights reserved.

Macquarie Online Trading is a service provided by Third Party Platform Pty Ltd ("TPP") ABN 74 121 227 905 AFSL No. 314341, at the request of Macquarie Bank Limited ABN 46 008 583 542 AFSL 237502 ("MBL"). TPP is a Participant of the ASX Group. Neither TPP nor MBL are representatives of each other. Some of the fees paid to TPP for the provision of its services will be remitted to MBL. TPP and MBL do not provide personal financial advice in relation to Macquarie Online Trading. You should consider your own financial situation, particular needs and investment objectives before acting on any of the information available on this report.

Transaction summary (continued)

01 Jul 2022 - 30 Jun 2023

XRF		XRF SCIENTIFIC ORDINARY							
Date	Type	Action	Quantity	Unit price	Trade value	Brokerage	Other fees	GST	Total value
27/01/2023	Buy	B23052498	1,500	\$0.8500	\$1,275.00	\$18.14	\$0.00	\$1.81	\$1,294.95
Sub total			1,500						

Please note that the Transaction Date listed of any Off Market Transfers (Transfer) may not necessarily match the Date of Purchase listed on the Off Market transfer form.

While every effort has been made to provide you with an accurate statement, we give no warranty of accuracy or reliability and take no responsibility for any errors or omissions including negligence by any officers, employees or agents. We encourage you to confirm the information, holdings and valuations contained herein. Information contained in the report may only relate to the period since you commenced our service.

Copyright © 2023 Third Party Platform Pty Limited. All rights reserved.

Macquarie Online Trading is a service provided by Third Party Platform Pty Ltd ("TPP") ABN 74 121 227 905 AFSL No. 314341, at the request of Macquarie Bank Limited ABN 46 008 583 542 AFSL 237502 ("MBL"). TPP is a Participant of the ASX Group. Neither TPP nor MBL are representatives of each other. Some of the fees paid to TPP for the provision of its services will be remitted to MBL. TPP and MBL do not provide personal financial advice in relation to Macquarie Online Trading. You should consider your own financial situation, particular needs and investment objectives before acting on any of the information available on this report.

Brokerage & information services

01 Jul 2022 - 30 Jun 2023

July 2022	Amount	GST	Total
Brokerage and trail fees	\$126.98	\$12.67	\$139.65
Information services	\$0.00	\$0.00	\$0.00
	\$126.98	\$12.67	\$139.65

August 2022	Amount	GST	Total
Brokerage and trail fees	\$54.42	\$5.43	\$59.85
Information services	\$0.00	\$0.00	\$0.00
	\$54.42	\$5.43	\$59.85

January 2023	Amount	GST	Total
Brokerage and trail fees	\$199.54	\$19.91	\$219.45
Information services	\$0.00	\$0.00	\$0.00
	\$199.54	\$19.91	\$219.45

February 2023	Amount	GST	Total
Brokerage and trail fees	\$54.42	\$5.43	\$59.85
Information services	\$0.00	\$0.00	\$0.00
	\$54.42	\$5.43	\$59.85

While every effort has been made to provide you with an accurate statement, we give no warranty of accuracy or reliability and take no responsibility for any errors or omissions including negligence by any officers, employees or agents. We encourage you to confirm the information, holdings and valuations contained herein. Information contained in the report may only relate to the period since you commenced our service.

Copyright © 2023 Third Party Platform Pty Limited. All rights reserved.

Macquarie Online Trading is a service provided by Third Party Platform Pty Ltd ("TPP") ABN 74 121 227 905 AFSL No. 314341, at the request of Macquarie Bank Limited ABN 46 008 583 542 AFSL 237502 ("MBL"). TPP is a Participant of the ASX Group. Neither TPP nor MBL are representatives of each other. Some of the fees paid to TPP for the provision of its services will be remitted to MBL. TPP and MBL do not provide personal financial advice in relation to Macquarie Online Trading. You should consider your own financial situation, particular needs and investment objectives before acting on any of the information available on this report.

Brokerage & information services (continued)

01 Jul 2022 - 30 Jun 2023

March 2023	Amount	GST	Total
Brokerage and trail fees	\$140.17	\$14.00	\$154.17
Information services	\$0.00	\$0.00	\$0.00
	\$140.17	\$14.00	\$154.17

May 2023	Amount	GST	Total
Brokerage and trail fees	\$90.70	\$9.05	\$99.75
Information services	\$0.00	\$0.00	\$0.00
	\$90.70	\$9.05	\$99.75

June 2023	Amount	GST	Total
Brokerage and trail fees	\$18.14	\$1.81	\$19.95
Information services	\$0.00	\$0.00	\$0.00
	\$18.14	\$1.81	\$19.95

Brokerage total	\$684.37	\$68.30	\$752.67
Information services total	\$0.00	\$0.00	\$0.00

While every effort has been made to provide you with an accurate statement, we give no warranty of accuracy or reliability and take no responsibility for any errors or omissions including negligence by any officers, employees or agents. We encourage you to confirm the information, holdings and valuations contained herein. Information contained in the report may only relate to the period since you commenced our service.

Copyright © 2023 Third Party Platform Pty Limited. All rights reserved.

Macquarie Online Trading is a service provided by Third Party Platform Pty Ltd ("TPP") ABN 74 121 227 905 AFSL No. 314341, at the request of Macquarie Bank Limited ABN 46 008 583 542 AFSL 237502 ("MBL"). TPP is a Participant of the ASX Group. Neither TPP nor MBL are representatives of each other. Some of the fees paid to TPP for the provision of its services will be remitted to MBL. TPP and MBL do not provide personal financial advice in relation to Macquarie Online Trading. You should consider your own financial situation, particular needs and investment objectives before acting on any of the information available on this report.

Estimated dividends & distributions

01 Jul 2022 - 30 Jun 2023

AEF AUSTRALIAN ETHICAL ORDINARY

Ex div. date	Payment date	Type	Div. amount	Franking %	Balance	Franking credit	Est. dividend
31/08/2022	15/09/2022	Final	\$0.03	100.00%	2,000	\$25.71	\$60.00
01/03/2023	16/03/2023	Interim	\$0.02	100.00%	2,000	\$17.14	\$40.00
Estimated sub total						\$42.85	\$100.00

AMP AMP LIMITED ORDINARY

Ex div. date	Payment date	Type	Div. amount	Franking %	Balance	Franking credit	Est. dividend
01/03/2023	03/04/2023	Final	\$0.025	20.00%	1,682	\$3.60	\$42.05
Estimated sub total						\$3.60	\$42.05

ANZ ANZ GROUP HOLDINGS ORDINARY

Ex div. date	Payment date	Type	Div. amount	Franking %	Balance	Franking credit	Est. dividend
09/05/2022	01/07/2022	Interim	\$0.72	100.00%	2,104	\$649.23	\$1,514.88
07/11/2022	15/12/2022	Final	\$0.74	100.00%	2,309	\$732.28	\$1,708.66
Estimated sub total						\$1,381.51	\$3,223.54

ASH ASHLEY SERVICES GRP ORDINARY

Ex div. date	Payment date	Type	Div. amount	Franking %	Balance	Franking credit	Est. dividend
31/08/2022	16/09/2022	Final	\$0.03	100.00%	5,000	\$64.29	\$150.00
02/03/2023	17/03/2023	Interim	\$0.03	100.00%	5,000	\$64.29	\$150.00
Estimated sub total						\$128.58	\$300.00

While every effort has been made to provide you with an accurate statement, we give no warranty of accuracy or reliability and take no responsibility for any errors or omissions including negligence by any officers, employees or agents. We encourage you to confirm the information, holdings and valuations contained herein. Information contained in the report may only relate to the period since you commenced our service.

Copyright © 2023 Third Party Platform Pty Limited. All rights reserved.

Macquarie Online Trading is a service provided by Third Party Platform Pty Ltd ("TPP") ABN 74 121 227 905 AFSL No. 314341, at the request of Macquarie Bank Limited ABN 46 008 583 542 AFSL 237502 ("MBL"). TPP is a Participant of the ASX Group. Neither TPP nor MBL are representatives of each other. Some of the fees paid to TPP for the provision of its services will be remitted to MBL. TPP and MBL do not provide personal financial advice in relation to Macquarie Online Trading. You should consider your own financial situation, particular needs and investment objectives before acting on any of the information available on this report.

Estimated dividends & distributions (continued)

01 Jul 2022 - 30 Jun 2023

BHP BHP GROUP LIMITED ORDINARY

Ex div. date	Payment date	Type	Div. amount	Franking %	Balance	Franking credit	Est. dividend
01/09/2022	22/09/2022	Final	\$2.551839	100.00%	723	\$790.71	\$1,844.98
09/03/2023	30/03/2023	Interim	\$1.363636	100.00%	771	\$450.58	\$1,051.36
Estimated sub total						\$1,241.29	\$2,896.34

BSL BLUESCOPE STEEL LTD ORDINARY

Ex div. date	Payment date	Type	Div. amount	Franking %	Balance	Franking credit	Est. dividend
06/09/2022	12/10/2022	Final	\$0.25	0.00%	1,208	\$0.00	\$302.00
24/02/2023	28/03/2023	Interim	\$0.25	100.00%	1,208	\$129.43	\$302.00
Estimated sub total						\$129.43	\$604.00

CBA COMMONWEALTH BANK. ORDINARY

Ex div. date	Payment date	Type	Div. amount	Franking %	Balance	Franking credit	Est. dividend
17/08/2022	29/09/2022	Final	\$2.10	100.00%	486	\$437.40	\$1,020.60
22/02/2023	30/03/2023	Interim	\$2.10	100.00%	496	\$446.40	\$1,041.60
Estimated sub total						\$883.80	\$2,062.20

While every effort has been made to provide you with an accurate statement, we give no warranty of accuracy or reliability and take no responsibility for any errors or omissions including negligence by any officers, employees or agents. We encourage you to confirm the information, holdings and valuations contained herein. Information contained in the report may only relate to the period since you commenced our service.

Copyright © 2023 Third Party Platform Pty Limited. All rights reserved.

Macquarie Online Trading is a service provided by Third Party Platform Pty Ltd ("TPP") ABN 74 121 227 905 AFSL No. 314341, at the request of Macquarie Bank Limited ABN 46 008 583 542 AFSL 237502 ("MBL"). TPP is a Participant of the ASX Group. Neither TPP nor MBL are representatives of each other. Some of the fees paid to TPP for the provision of its services will be remitted to MBL. TPP and MBL do not provide personal financial advice in relation to Macquarie Online Trading. You should consider your own financial situation, particular needs and investment objectives before acting on any of the information available on this report.

Estimated dividends & distributions (continued)

01 Jul 2022 - 30 Jun 2023

CNU CHORUS LIMITED ORD FOR.EXEMPT NZX

Ex div. date	Payment date	Type	Div. amount	Franking %	Balance	Franking credit	Est. dividend
12/09/2022	11/10/2022	Final	\$0.15808	0.00%	1,813	\$0.00	\$286.60
13/03/2023	11/04/2023	Interim	\$0.134879	0.00%	1,855	\$0.00	\$250.20
Estimated sub total						\$0.00	\$536.80

CSL CSL LIMITED ORDINARY

Ex div. date	Payment date	Type	Div. amount	Franking %	Balance	Franking credit	Est. dividend
06/09/2022	05/10/2022	Final	\$1.758307	10.00%	114	\$8.59	\$200.45
09/03/2023	05/04/2023	Interim	\$1.621458	0.00%	114	\$0.00	\$184.85
Estimated sub total						\$8.59	\$385.30

DMP DOMINO PIZZA ENTERPR ORDINARY

Ex div. date	Payment date	Type	Div. amount	Franking %	Balance	Franking credit	Est. dividend
30/08/2022	15/09/2022	Final	\$0.681	70.00%	200	\$40.86	\$136.20
28/02/2023	16/03/2023	Interim	\$0.674	60.00%	385	\$66.73	\$259.49
Estimated sub total						\$107.59	\$395.69

While every effort has been made to provide you with an accurate statement, we give no warranty of accuracy or reliability and take no responsibility for any errors or omissions including negligence by any officers, employees or agents. We encourage you to confirm the information, holdings and valuations contained herein. Information contained in the report may only relate to the period since you commenced our service.

Copyright © 2023 Third Party Platform Pty Limited. All rights reserved.

Macquarie Online Trading is a service provided by Third Party Platform Pty Ltd ("TPP") ABN 74 121 227 905 AFSL No. 314341, at the request of Macquarie Bank Limited ABN 46 008 583 542 AFSL 237502 ("MBL"). TPP is a Participant of the ASX Group. Neither TPP nor MBL are representatives of each other. Some of the fees paid to TPP for the provision of its services will be remitted to MBL. TPP and MBL do not provide personal financial advice in relation to Macquarie Online Trading. You should consider your own financial situation, particular needs and investment objectives before acting on any of the information available on this report.

Estimated dividends & distributions (continued)

01 Jul 2022 - 30 Jun 2023

EDV ENDEAVOUR ORDINARY

Ex div. date	Payment date	Type	Div. amount	Franking %	Balance	Franking credit	Est. dividend
31/08/2022	16/09/2022	Final	\$0.077	100.00%	211	\$6.96	\$16.25
21/02/2023	20/03/2023	Interim	\$0.143	100.00%	211	\$12.93	\$30.17
Estimated sub total						\$19.89	\$46.42

GMG GOODMAN GROUP FPO/UNITS STAPLED

Ex div. date	Payment date	Type	Div. amount	Franking %	Balance	Franking credit	Est. dividend
29/06/2022	25/08/2022	Final	\$0.15	0.00%	330	\$0.00	\$49.50
29/12/2022	24/02/2023	Interim	\$0.15	0.00%	330	\$0.00	\$49.50
Estimated sub total						\$0.00	\$99.00

GPT GPT GROUP FPO/UNITS STAPLED

Ex div. date	Payment date	Type	Div. amount	Franking %	Balance	Franking credit	Est. dividend
18/08/2022	31/08/2022	Interim	\$0.127	0.00%	300	\$0.00	\$38.10
29/12/2022	28/02/2023	Final	\$0.123	0.00%	300	\$0.00	\$36.90
Estimated sub total						\$0.00	\$75.00

While every effort has been made to provide you with an accurate statement, we give no warranty of accuracy or reliability and take no responsibility for any errors or omissions including negligence by any officers, employees or agents. We encourage you to confirm the information, holdings and valuations contained herein. Information contained in the report may only relate to the period since you commenced our service.

Copyright © 2023 Third Party Platform Pty Limited. All rights reserved.

Macquarie Online Trading is a service provided by Third Party Platform Pty Ltd ("TPP") ABN 74 121 227 905 AFSL No. 314341, at the request of Macquarie Bank Limited ABN 46 008 583 542 AFSL 237502 ("MBL"). TPP is a Participant of the ASX Group. Neither TPP nor MBL are representatives of each other. Some of the fees paid to TPP for the provision of its services will be remitted to MBL. TPP and MBL do not provide personal financial advice in relation to Macquarie Online Trading. You should consider your own financial situation, particular needs and investment objectives before acting on any of the information available on this report.

Estimated dividends & distributions (continued)

01 Jul 2022 - 30 Jun 2023

IAG INSURANCE AUSTRALIA ORDINARY

Ex div. date	Payment date	Type	Div. amount	Franking %	Balance	Franking credit	Est. dividend
18/08/2022	22/09/2022	Final	\$0.05	70.00%	5,717	\$85.76	\$285.85
16/02/2023	23/03/2023	Interim	\$0.06	30.00%	6,028	\$46.50	\$361.68
Estimated sub total						\$132.26	\$647.53

JLG JOHNS LYNG GROUP ORDINARY

Ex div. date	Payment date	Type	Div. amount	Franking %	Balance	Franking credit	Est. dividend
01/09/2022	19/09/2022	Final	\$0.03	100.00%	1,000	\$12.86	\$30.00
24/02/2023	14/03/2023	Interim	\$0.045	100.00%	1,000	\$19.29	\$45.00
Estimated sub total						\$32.15	\$75.00

LLC LENDLEASE GROUP FPO/UNITS STAPLED

Ex div. date	Payment date	Type	Div. amount	Franking %	Balance	Franking credit	Est. dividend
26/08/2022	21/09/2022	Final	\$0.11	38.89%	3,135	\$57.48	\$344.85
17/02/2023	08/03/2023	Interim	\$0.049	0.00%	3,169	\$0.00	\$155.28
Estimated sub total						\$57.48	\$500.13

While every effort has been made to provide you with an accurate statement, we give no warranty of accuracy or reliability and take no responsibility for any errors or omissions including negligence by any officers, employees or agents. We encourage you to confirm the information, holdings and valuations contained herein. Information contained in the report may only relate to the period since you commenced our service.

Copyright © 2023 Third Party Platform Pty Limited. All rights reserved.

Macquarie Online Trading is a service provided by Third Party Platform Pty Ltd ("TPP") ABN 74 121 227 905 AFSL No. 314341, at the request of Macquarie Bank Limited ABN 46 008 583 542 AFSL 237502 ("MBL"). TPP is a Participant of the ASX Group. Neither TPP nor MBL are representatives of each other. Some of the fees paid to TPP for the provision of its services will be remitted to MBL. TPP and MBL do not provide personal financial advice in relation to Macquarie Online Trading. You should consider your own financial situation, particular needs and investment objectives before acting on any of the information available on this report.

Estimated dividends & distributions (continued)

01 Jul 2022 - 30 Jun 2023

MQG MACQUARIE GROUP LTD ORDINARY

Ex div. date	Payment date	Type	Div. amount	Franking %	Balance	Franking credit	Est. dividend
16/05/2022	04/07/2022	Final	\$3.50	40.00%	878	\$526.80	\$3,073.00
07/11/2022	13/12/2022	Interim	\$3.00	40.00%	896	\$460.80	\$2,688.00
Estimated sub total						\$987.60	\$5,761.00

NAB NATIONAL AUST. BANK ORDINARY

Ex div. date	Payment date	Type	Div. amount	Franking %	Balance	Franking credit	Est. dividend
11/05/2022	05/07/2022	Interim	\$0.73	100.00%	2,978	\$931.69	\$2,173.94
15/11/2022	14/12/2022	Final	\$0.78	100.00%	3,047	\$1,018.57	\$2,376.66
Estimated sub total						\$1,950.26	\$4,550.60

NDQ BETASHARES NASDAQ100 ETF UNITS

Ex div. date	Payment date	Type	Div. amount	Franking %	Balance	Franking credit	Est. dividend
03/01/2023	18/01/2023	Interim	\$0.031029	0.00%	500	\$0.00	\$15.51
Estimated sub total						\$0.00	\$15.51

ORG ORIGIN ENERGY ORDINARY

Ex div. date	Payment date	Type	Div. amount	Franking %	Balance	Franking credit	Est. dividend
06/09/2022	30/09/2022	Final	\$0.165	75.00%	530	\$28.11	\$87.45
28/02/2023	24/03/2023	Interim	\$0.165	100.00%	530	\$37.48	\$87.45
Estimated sub total						\$65.59	\$174.90

While every effort has been made to provide you with an accurate statement, we give no warranty of accuracy or reliability and take no responsibility for any errors or omissions including negligence by any officers, employees or agents. We encourage you to confirm the information, holdings and valuations contained herein. Information contained in the report may only relate to the period since you commenced our service.

Copyright © 2023 Third Party Platform Pty Limited. All rights reserved.

Macquarie Online Trading is a service provided by Third Party Platform Pty Ltd ("TPP") ABN 74 121 227 905 AFSL No. 314341, at the request of Macquarie Bank Limited ABN 46 008 583 542 AFSL 237502 ("MBL"). TPP is a Participant of the ASX Group. Neither TPP nor MBL are representatives of each other. Some of the fees paid to TPP for the provision of its services will be remitted to MBL. TPP and MBL do not provide personal financial advice in relation to Macquarie Online Trading. You should consider your own financial situation, particular needs and investment objectives before acting on any of the information available on this report.

Estimated dividends & distributions (continued)

01 Jul 2022 - 30 Jun 2023

RIO RIO TINTO LIMITED ORDINARY

Ex div. date	Payment date	Type	Div. amount	Franking %	Balance	Franking credit	Est. dividend
11/08/2022	22/09/2022	Interim	\$3.837	100.00%	436	\$716.97	\$1,672.93
09/03/2023	20/04/2023	Final	\$3.2649	100.00%	454	\$635.26	\$1,482.26
Estimated sub total						\$1,352.23	\$3,155.19

S32 SOUTH32 LIMITED ORDINARY

Ex div. date	Payment date	Type	Div. amount	Franking %	Balance	Franking credit	Est. dividend
15/09/2022	13/10/2022	Final	\$0.25131	100.00%	723	\$77.87	\$181.70
09/03/2023	06/04/2023	Interim	\$0.073349	100.00%	723	\$22.73	\$53.03
Estimated sub total						\$100.60	\$234.73

SCG SCENTRE GRP FPO/UNITS STAPLED

Ex div. date	Payment date	Type	Div. amount	Franking %	Balance	Franking credit	Est. dividend
15/08/2022	31/08/2022	Interim	\$0.075	0.05%	374	\$0.01	\$28.05
16/02/2023	28/02/2023	Final	\$0.0825	58.42%	374	\$7.73	\$30.86
Estimated sub total						\$7.74	\$58.91

While every effort has been made to provide you with an accurate statement, we give no warranty of accuracy or reliability and take no responsibility for any errors or omissions including negligence by any officers, employees or agents. We encourage you to confirm the information, holdings and valuations contained herein. Information contained in the report may only relate to the period since you commenced our service.

Copyright © 2023 Third Party Platform Pty Limited. All rights reserved.

Macquarie Online Trading is a service provided by Third Party Platform Pty Ltd ("TPP") ABN 74 121 227 905 AFSL No. 314341, at the request of Macquarie Bank Limited ABN 46 008 583 542 AFSL 237502 ("MBL"). TPP is a Participant of the ASX Group. Neither TPP nor MBL are representatives of each other. Some of the fees paid to TPP for the provision of its services will be remitted to MBL. TPP and MBL do not provide personal financial advice in relation to Macquarie Online Trading. You should consider your own financial situation, particular needs and investment objectives before acting on any of the information available on this report.

Estimated dividends & distributions (continued)

01 Jul 2022 - 30 Jun 2023

SDF STEADFAST GROUP LTD ORDINARY

Ex div. date	Payment date	Type	Div. amount	Franking %	Balance	Franking credit	Est. dividend
22/08/2022	09/09/2022	Final	\$0.078	100.00%	1,000	\$33.43	\$78.00
27/02/2023	22/03/2023	Interim	\$0.06	100.00%	1,015	\$26.10	\$60.90
Estimated sub total						\$59.53	\$138.90

SOL SOUL PATTINSON (W.H) ORDINARY

Ex div. date	Payment date	Type	Div. amount	Franking %	Balance	Franking credit	Est. dividend
18/11/2022	12/12/2022	Final	\$0.58	100.00%	700	\$174.00	\$406.00
19/04/2023	12/05/2023	Interim	\$0.36	100.00%	1,100	\$169.71	\$396.00
Estimated sub total						\$343.71	\$802.00

SPK SPARK NEW ZEALAND ORD FOR. EXEMPT NZX

Ex div. date	Payment date	Type	Div. amount	Franking %	Balance	Franking credit	Est. dividend
15/09/2022	07/10/2022	Final	\$0.110163	0.00%	9,699	\$0.00	\$1,068.47
16/03/2023	06/04/2023	Interim	\$0.125145	0.00%	9,699	\$0.00	\$1,213.78
Estimated sub total						\$0.00	\$2,282.25

While every effort has been made to provide you with an accurate statement, we give no warranty of accuracy or reliability and take no responsibility for any errors or omissions including negligence by any officers, employees or agents. We encourage you to confirm the information, holdings and valuations contained herein. Information contained in the report may only relate to the period since you commenced our service.

Copyright © 2023 Third Party Platform Pty Limited. All rights reserved.

Macquarie Online Trading is a service provided by Third Party Platform Pty Ltd ("TPP") ABN 74 121 227 905 AFSL No. 314341, at the request of Macquarie Bank Limited ABN 46 008 583 542 AFSL 237502 ("MBL"). TPP is a Participant of the ASX Group. Neither TPP nor MBL are representatives of each other. Some of the fees paid to TPP for the provision of its services will be remitted to MBL. TPP and MBL do not provide personal financial advice in relation to Macquarie Online Trading. You should consider your own financial situation, particular needs and investment objectives before acting on any of the information available on this report.

Estimated dividends & distributions (continued)

01 Jul 2022 - 30 Jun 2023

SUN SUNCORP GROUP LTD ORDINARY

Ex div. date	Payment date	Type	Div. amount	Franking %	Balance	Franking credit	Est. dividend
12/08/2022	21/09/2022	Final	\$0.17	100.00%	4,316	\$314.45	\$733.72
14/02/2023	31/03/2023	Interim	\$0.33	100.00%	4,383	\$619.88	\$1,446.39
Estimated sub total						\$934.33	\$2,180.11

TLS TELSTRA GROUP ORDINARY

Ex div. date	Payment date	Type	Div. amount	Franking %	Balance	Franking credit	Est. dividend
24/08/2022	21/09/2022	Final	\$0.085	100.00%	3,333	\$121.42	\$283.31
01/03/2023	31/03/2023	Interim	\$0.085	100.00%	3,904	\$142.22	\$331.84
Estimated sub total						\$263.64	\$615.15

TWE TREASURY WINE ESTATE ORDINARY

Ex div. date	Payment date	Type	Div. amount	Franking %	Balance	Franking credit	Est. dividend
31/08/2022	30/09/2022	Final	\$0.16	100.00%	239	\$16.39	\$38.24
03/03/2023	04/04/2023	Interim	\$0.18	100.00%	239	\$18.44	\$43.02
Estimated sub total						\$34.83	\$81.26

While every effort has been made to provide you with an accurate statement, we give no warranty of accuracy or reliability and take no responsibility for any errors or omissions including negligence by any officers, employees or agents. We encourage you to confirm the information, holdings and valuations contained herein. Information contained in the report may only relate to the period since you commenced our service.

Copyright © 2023 Third Party Platform Pty Limited. All rights reserved.

Macquarie Online Trading is a service provided by Third Party Platform Pty Ltd ("TPP") ABN 74 121 227 905 AFSL No. 314341, at the request of Macquarie Bank Limited ABN 46 008 583 542 AFSL 237502 ("MBL"). TPP is a Participant of the ASX Group. Neither TPP nor MBL are representatives of each other. Some of the fees paid to TPP for the provision of its services will be remitted to MBL. TPP and MBL do not provide personal financial advice in relation to Macquarie Online Trading. You should consider your own financial situation, particular needs and investment objectives before acting on any of the information available on this report.

Estimated dividends & distributions (continued)

01 Jul 2022 - 30 Jun 2023

VUK VIRGIN MONEY UK PLC CDI 1:1FOREXEMPT LSE

Ex div. date	Payment date	Type	Div. amount	Franking %	Balance	Franking credit	Est. dividend
09/02/2023	15/03/2023	Final	\$0.13041	0.00%	409	\$0.00	\$53.34
18/05/2023	21/06/2023	Interim	\$0.061812	0.00%	409	\$0.00	\$25.28
Estimated sub total						\$0.00	\$78.62

WBC WESTPAC BANKING CORP ORDINARY

Ex div. date	Payment date	Type	Div. amount	Franking %	Balance	Franking credit	Est. dividend
17/11/2022	20/12/2022	Final	\$0.64	100.00%	2,101	\$576.27	\$1,344.64
11/05/2023	27/06/2023	Interim	\$0.70	100.00%	2,157	\$647.10	\$1,509.90
Estimated sub total						\$1,223.37	\$2,854.54

WDS WOODSIDE ENERGY ORDINARY

Ex div. date	Payment date	Type	Div. amount	Franking %	Balance	Franking credit	Est. dividend
08/09/2022	06/10/2022	Interim	\$1.59953	100.00%	130	\$89.12	\$207.94
08/03/2023	05/04/2023	Final	\$2.154399	100.00%	136	\$125.57	\$293.00
Estimated sub total						\$214.69	\$500.94

While every effort has been made to provide you with an accurate statement, we give no warranty of accuracy or reliability and take no responsibility for any errors or omissions including negligence by any officers, employees or agents. We encourage you to confirm the information, holdings and valuations contained herein. Information contained in the report may only relate to the period since you commenced our service.

Copyright © 2023 Third Party Platform Pty Limited. All rights reserved.

Macquarie Online Trading is a service provided by Third Party Platform Pty Ltd ("TPP") ABN 74 121 227 905 AFSL No. 314341, at the request of Macquarie Bank Limited ABN 46 008 583 542 AFSL 237502 ("MBL"). TPP is a Participant of the ASX Group. Neither TPP nor MBL are representatives of each other. Some of the fees paid to TPP for the provision of its services will be remitted to MBL. TPP and MBL do not provide personal financial advice in relation to Macquarie Online Trading. You should consider your own financial situation, particular needs and investment objectives before acting on any of the information available on this report.

Estimated dividends & distributions (continued)

01 Jul 2022 - 30 Jun 2023

WES WESFARMERS LIMITED ORDINARY

Ex div. date	Payment date	Type	Div. amount	Franking %	Balance	Franking credit	Est. dividend
31/08/2022	06/10/2022	Final	\$1.00	100.00%	350	\$150.00	\$350.00
20/02/2023	28/03/2023	Interim	\$0.88	100.00%	457	\$172.35	\$402.16
Estimated sub total						\$322.35	\$752.16

WOW WOOLWORTHS GROUP LTD ORDINARY

Ex div. date	Payment date	Type	Div. amount	Franking %	Balance	Franking credit	Est. dividend
31/08/2022	27/09/2022	Final	\$0.53	100.00%	216	\$49.06	\$114.48
02/03/2023	13/04/2023	Interim	\$0.46	100.00%	219	\$43.17	\$100.74
Estimated sub total						\$92.23	\$215.22

Estimated total \$12,121.72 \$36,440.99

The information presented in this report is a general estimation and is intended as a guide for indicative purposes only. It is an extrapolation of our understanding of your holdings against publicly available dividend entitlement and payment information. It should not be considered a replacement for your own records. We encourage you to confirm the information and holdings represented here.

While every effort has been made to provide you with an accurate statement, we give no warranty of accuracy or reliability and take no responsibility for any errors or omissions including negligence by any officers, employees or agents. We encourage you to confirm the information, holdings and valuations contained herein. Information contained in the report may only relate to the period since you commenced our service.

Copyright © 2023 Third Party Platform Pty Limited. All rights reserved.

Macquarie Online Trading is a service provided by Third Party Platform Pty Ltd ("TPP") ABN 74 121 227 905 AFSL No. 314341, at the request of Macquarie Bank Limited ABN 46 008 583 542 AFSL 237502 ("MBL"). TPP is a Participant of the ASX Group. Neither TPP nor MBL are representatives of each other. Some of the fees paid to TPP for the provision of its services will be remitted to MBL. TPP and MBL do not provide personal financial advice in relation to Macquarie Online Trading. You should consider your own financial situation, particular needs and investment objectives before acting on any of the information available on this report.



200125 000 ANZ



MR THOMAS KAZIMIERZ WITRZENS &
MS JULIE THERESE WAY
<WITRZENS SUPER FUND A/C>
42 FOLINGSBY STREET
WESTON ACT 2611

NEED ASSISTANCE?

anz.com/shareholder/centre
anzshareregistry@computershare.com.au

Computershare Investor Services Pty Limited
GPO Box 2975 Melbourne
Victoria 3001 Australia

1800 113 399 (within Australia)
0800 174 007 (within New Zealand)
+61 3 9415 4010 (outside Australia)

Holder Identification Number (HIN)

HIN WITHHELD

Share Class	Ordinary
Record Date	10 May 2022
DRP Election Date	11 May 2022
Allotment Date	1 July 2022
TFN/ABN	Quoted

DIVIDEND REINVESTMENT PLAN (DRP) ADVICE

DRP transaction details relating to ANZ's **Interim Dividend** of A\$0.72 per share for the half year ended 31 March 2022 are set out below.

PARTICIPATING SHARES	FRANKED AMOUNT	UNFRANKED AMOUNT	NET AMOUNT	FRANKING CREDIT
2,104	A\$1,514.88	A\$0.00	A\$1,514.88	A\$649.23

Credit balance brought forward in your DRP account: A\$23.03

Total available for reinvestment: A\$1,537.91

Amount applied to the allotment of 60 shares at A\$25.52 each: A\$1,531.20

Credit balance carried forward in your DRP account: A\$6.71

The dividend is 100% franked at the Australian company tax rate of 30%. Foreign currency exchange rates applicable to the Interim Dividend were set as at 13 May 2022 and are as follows:
A\$1 = GB£0.563795, A\$1 = NZ\$1.101960.

A NZ Imputation Credit of **NZ\$189.36** has been attached to the above dividend. For NZ taxpayers, your NZ gross income will include the aggregate of the Net Amount and the NZ Imputation Credit which should be included in your income tax return.

Shareholders should obtain their own professional advice on the tax implications of the dividend and retain this document to assist in tax return preparation.

SHAREHOLDING



Number of shares held: 2,104

New DRP shares: 60

SHARES NOW HELD: 2,164




UPCOMING EVENTS

27 October 2022

Full Year Results announced

Tax Invoice

From:

Motley Fool Australia, 
PO Box 4635,
Ashmore, Qld 4214
ABN: 83 146 988 052

Customer's Email-Address: tomwitrzens@gmail.com


Name: THOMAS WITRZENS

Date of Purchase: December 29, 2022

	One Year	Total
Motley Fool Everlasting Income - 1 Year-	\$999	\$999.00
TOTAL PRICE INCLUDING GST		\$999.00
Price including tax		999.00 \$

Tax Invoice

From:

Motley Fool Australia, 
PO Box 4635,
Ashmore, Qld 4214
ABN: 83 146 988 052

Customer's Email-Address: tomwitrzens@gmail.com

Name: THOMAS WITRZENS

Date of Purchase: July 1, 2022

	One Year	Total
5 Motley Fool Gold Pass - 1 Year - \$999	\$999.00	
TOTAL PRICE INCLUDING GST	\$999.00	
Price including tax		999.00 \$



Tax Invoice

Shares in Value

Level 9, 189 Kent St
Sydney NSW 2000



02 9067 6599

www.sharesinvalue.com.au

Date: 18/1/2022

Transfer/ Direct debit Details

Name	Shares in Value
BSB	082 006
Account	821 12 087
Bank	National Australia Bank



Name: Witrzens Super Fund

QTY	Subscription inclusions	Subscription period	TOTAL cost (Incl GST)
1	Two weekly reports per week	12 months	
1	Dividend Stocks & Income Portfolio		
1	Growth Portfolio		
1	Premium Portfolio (Tech, Healthcare & Mining stocks)		
1	Investor Alerts		
1	Research Video Insights		
1	Designated Account Manager		

SUBTOTAL	\$1,086.36
GST (INCLUDED)	\$108.64
TOTAL AMOUNT	\$1,195.00

Shares in Value Pty Ltd (ACN: 643 558 436) (ABN 56 643 558 436) is a Corporate Authorised Representative (AFSR No. 001283429) of Havana Financial Services Pty Ltd.(ABN: 90 619 804 518) which holds an Australian Financial Services Licence (AFSL no. 500435).The information on this website is general information only and does not constitute personal financial advice. We have not taken the individual circumstances, financial objectives or needs of any investor into account when preparing this information. Investors should consider their circumstances and the relevant PDS for any investment and obtain professional financial and tax advice before making any investment decision. The information on this website is not a recommendation to make any investment or to adopt any particular investment strategy. You should make your own professional assessment of the suitability of this information, relying on your own inquiries, investments in securities, are subject to investment risk. Investment value may go down as well as up, and investors may not get back the full amount originally invested. Risks include: the investment objective may not be achieved, share market and other market risk, liquidity risk, and currency risk with international investments. Any past performance shown is not an indication of future performance. Commission and other costs charged by executing broker are not considered when calculating past performance. To the extent permitted by law Shares in Value Pty Ltd accepts no liability for any errors or omissions in, or loss from reliance on the information on this website.



Macquarie Group Limited
ABN 94 122 169 279

MACQUARIE

All Registry communications to:
Link Market Services Limited
Locked Bag A14
Sydney South NSW 1235 Australia
Telephone: +61 1300 554 096
Email: macquarie@linkmarketservices.com.au
Website: www.linkmarketservices.com.au



019 009928

MR THOMAS KAZIMIERZ WITRZENS &
MS JULIE THERESE WAY
<WITRZENS SUPER FUND A/C>
42 FOLINGSBY STREET
WESTON ACT 2611

Dividend Statement

ASX Code: MQG
Payment Date: 4 July 2022
Record Date: 17 May 2022
SRN/HIN: X*****1616
TFN/ABN Status: Quoted

Dear Shareholder,

This dividend statement is for your Macquarie Group Limited final ordinary dividend for the six months ended 31 March 2022.

This dividend is franked at 40% at the Australian corporate tax rate of 30%. Macquarie Group Limited declares the whole of the unfranked amount to be conduit foreign income.

Description	Dividend Rate per share \$	Shares Held	Unfranked Amount \$	Franked Amount \$	Gross Amount \$	Franking Credits \$
Ordinary Shares	3.50	878	1,843.80	1,229.20	3,073.00	526.80

Dividend Reinvestment Plan information:

Cash balance brought forward: \$158.03
Total available for reinvestment: \$3,231.03
Total available has been applied to **18** shares at \$177.11 per share: \$3,187.98
Cash balance carried forward to next dividend: \$43.05

Total number of ordinary shares held before the allocation: 878
Number of shares allocated: 18
* Total number of ordinary shares held after the allocation: 896

***Note:** The total number of ordinary shares held after the allocation may not be your current holding balance if you have purchased or transferred shares after the Ex-Date. Neither Macquarie Group Limited nor Link Market Services Limited will be liable for any losses incurred by any person who relies on the holding shown without making their own adjustments for any transactions.

IMPORTANT INFORMATION

See overleaf for instructions on how to update your details online.

This statement contains important information to assist you in preparing any tax returns you may be required to lodge. Please retain this statement for taxation purposes as a charge may be levied for replacement.

Update your details online



How to update your information:

1. Login to Link's Investor Centre at **www.linkmarketservices.com.au** and click on 'Investor Login' or scan the QR Code (above).
2. Enter your email address and password in **Portfolio Login**.
3. If you do not have a **Portfolio*** login, please set up a portfolio by selecting **Register Now** and follow the prompts.

Authentication may be required depending on the value of your portfolio. If you are unable to update your address or bank account details online, you must complete the relevant forms (available on Link's website) and return the completed forms to Link.

How to register for a Portfolio:

1. Enter the Issuer's name/Issuer Code.
2. You will need your HIN/SRN. This important information is on your holding statement. You should always ensure this information is kept in a safe place.
3. Enter your postcode or, if your registered address is overseas, click on the Outside Australia link and select your country of residence from the drop-down list.

* Setting up a Portfolio login allows you to easily manage your holdings across issuers who use Link as their registrar.

DOWNLOAD THE INVESTOR CENTRE APP TO EASILY MANAGE YOUR INVESTMENTS

You can also manage your Link Portfolio on the go. Simply download the **Link Investor Centre** mobile app from Apple Store or Google Play.

Your information:

Please provide the following details to help administer your security holding if you haven't already.

1	Email address Communication by email means you can be promptly notified of key company announcements, when payments are made and statements are available, and when voting can be accessed online for company meetings. Select Communications , click on Preferences and select ALL communications electronically .
2	Bank account details For Australian residents, payments will only be paid directly into your nominated bank account (if valid). Select Payments & Tax , click on Payment Instructions . You may be able to receive your payments in a foreign currency. Select Foreign Currency Payment under the Payment Instructions menu and consider the terms and conditions. You may wish to participate in the Dividend Reinvestment Plan (DRP), simply select Reinvestment Plans under the Payments & Tax menu (if DRP is applicable).
3	TFN, TFN exemption or ABN To update your Tax File Number (TFN), TFN exemption code or Australian Business Number (ABN) select Payments & Tax , click on Tax Details .



**national
australia
bank**

2022 Interim Dividend Statement

┌ 224976 000 NAB



MR THOMAS KAZIMIERZ WITRZENS &
MS JULIE THERESE WAY
<WITRZENS SUPER FUND A/C>
42 FOLINGSBY STREET
WESTON ACT 2611

Contact our Share Registry

www.investorcentre.com/au

(in Australia) 1300 367 647
(outside Australia) +61 3 9415 4299

Holder Identification Number (HIN)

HIN WITHHELD

Summary of key information

Payment Date	5 July 2022
Record Date	12 May 2022
TFN/ABN status	Quoted
ASX code	NAB

Interim Dividend for the year ending 30 September 2022

The details below represent your participation in National Australia Bank's Dividend Reinvestment Plan (DRP) on shares registered in your name at the record date.

The dividend is 73 cents per ordinary share, franked to 100% at the relevant Australian Corporate Tax Rate of 30%.

Ordinary Shares	Price per Share	Unfranked Amount	Franked Amount	Franking Credit	Shares Allotted
2,978	\$31.35	\$0.00	\$2,173.94	\$931.69	69

The allotment of shares issued under the DRP is set out on the reverse side of this statement.

Full details of the Dividend Package is available at www.nab.com.au/dividendpackage

Tax information

Australian resident shareholders

Franked Amount: This should be included in your assessable income.

Franking Credit: This may also need to be included in your assessable income. This amount may be available as a tax offset to reduce your income tax liability.

If you are unsure of the tax treatment of your dividend, please contact your accountant or taxation adviser.

Dividend Summary

2,978 shares x 73 cents = \$2,173.94

Dividend Amount \$2,173.94

Dividend Reinvestment Plan (DRP)

Residual amount carried forward from 15 December 2021	\$20.50
Dividend amount participating in the DRP	\$2,173.94
Total amount for reinvestment	\$2,194.44
69 ordinary share/s allotted @ \$31.35 per share	\$2,163.15
Residual amount to be carried forward to the next dividend	\$31.29



Activity statement 001

Date generated	23 November 2023
Overdue	\$0.00
Not yet due	\$0.00
Balance	\$0.00

Transactions

7 results found - from 23 November 2021 to 23 November 2023 sorted by processed date ordered newest to oldest

Processed date	Effective date	Description	Debit (DR)	Credit (CR)	Balance
16 Oct 2023	13 Oct 2023	Payment received		\$342.00	\$0.00
23 Sep 2023	30 Oct 2023	Original Activity Statement for the period ending 30 Sep 23 - PAYG Instalments	\$342.00		\$342.00 DR
17 Jul 2023	17 Jul 2023	General interest charge			\$0.00
17 Jul 2023	14 Jul 2023	Payment received		\$658.00	\$0.00
11 Jul 2023	28 Jul 2023	Original Activity Statement for the period ending 30 Jun 23 - PAYG Instalments	\$329.00		\$658.00 DR
1 May 2023	1 May 2023	General interest charge			\$329.00 DR
14 Mar 2023	28 Apr 2023	Original Activity Statement for the period ending 31 Mar 23 - PAYG Instalments	\$329.00		\$329.00 DR



Income tax 551

Date generated	23 November 2023
Overdue	\$0.00
Not yet due	\$0.00
Balance	\$0.00

Transactions

7 results found - from 23 November 2021 to 23 November 2023 sorted by processed date ordered newest to oldest

Processed date	Effective date	Description	Debit (DR)	Credit (CR)	Balance
29 Sep 2023	29 Sep 2023	General interest charge			\$0.00
29 Sep 2023	28 Sep 2023	Payment received		\$1,550.23	\$0.00
1 Jun 2023	1 Jun 2023	General interest charge			\$1,550.23 DR
23 Jan 2023	15 May 2023	Tax return Self Man Superfund - Income Tax for the period from 01 Jul 21 to 30 Jun 22	\$1,550.23		\$1,550.23 DR
14 Jul 2022	19 Jul 2022	EFT refund for Income Tax for the period from 01 Jul 20 to 30 Jun 21	\$1,095.93		\$0.00
14 Jul 2022	14 Jul 2022	Interest on overpayment for Income Tax for the period from 01 Jul 20 to 30 Jun 21		\$0.71	\$1,095.93 CR
14 Jul 2022	30 Jun 2022	Tax return Self Man Superfund - Income Tax for the period from 01 Jul 20 to 30 Jun 21		\$1,095.22	\$1,095.22 CR



PAYG Instalments report 2023

Tax Agent 25957257
Last Updated 18/11/2023

TFN	Client Name	Quarter 1 (\$)	Quarter 2 (\$)	Quarter 3 (\$)	Quarter 4 (\$)	Total Instalment (\$)
892185904	THE TRUSTEE FOR WITZENS SUPERANNUATION FUND	Not Applicable	Not Applicable	329.00	329.00	658.00

Total No of Clients: 1


Witzrens Super Fund

Bank Statements Match Transactions Business Events

Bank Account Date Range to Group By

Show only Unmatched

		Add	Upload CSV	Upload PDF	Export CSV	Match To New	Edit	Delete	Unmatch	0 selected 39 items	
Opening Balance: \$54,067.59 Closing Balance: \$15,477.45											
<input type="checkbox"/>	Date	Description	Cash Out	Cash In	Match Summary	Processed By	Balance				
<input type="checkbox"/>	03/07/2023	CSR LTD DIVIDEND RCA23/00827489		\$400.00	Matched: Dividend	Automated Feed	\$54,467.59				
<input type="checkbox"/>	14/07/2023	BPAY TO TAX OFFICE PAYMENTS	\$658.00		Matched: 2 transactions	Automated Feed	\$53,809.59				
<input type="checkbox"/>	18/07/2023	MOT CNT23690545 BUY 2000 RFF	\$3,949.95		Matched: Listed Security Acquisition	Automated Feed	\$49,859.64				
<input type="checkbox"/>	18/07/2023	MOT CNT23690701 BUY 100 WES	\$4,889.95		Matched: Listed Security Acquisition	Automated Feed	\$44,969.69				
<input type="checkbox"/>	18/07/2023	MOT CNT23692629 BUY 100000 HGO	\$7,219.94		Matched: Listed Security Acquisition	Automated Feed	\$37,749.75				
<input type="checkbox"/>	18/07/2023	MOT CNT23690420 BUY 36 CSL	\$9,431.07		Matched: Listed Security Acquisition	Automated Feed	\$28,318.68				
<input type="checkbox"/>	19/07/2023	SuperChoice P/L PC130723-163224475		\$1,987.28	Matched: Member Contribution	Automated Feed	\$30,305.96				
<input type="checkbox"/>	31/07/2023	MACQUARIE CMA INTEREST PAID		\$100.55	Matched: Interest Received	Automated Feed	\$30,406.51				
<input type="checkbox"/>	31/07/2023	MOT CNT23741338 BUY 100000 IPT	\$1,619.95		Matched: Listed Security Acquisition	Automated Feed	\$28,786.56				
<input type="checkbox"/>	31/07/2023	MOT CNT23741343 BUY 1000 RFF	\$2,069.95		Matched: Listed Security Acquisition	Automated Feed	\$26,716.61				
<input type="checkbox"/>	31/07/2023	MOT CNT23741400 BUY 200 TWE	\$2,279.95		Matched: Listed Security Acquisition	Automated Feed	\$24,436.66				
<input type="checkbox"/>	31/07/2023	MOT CNT23741359 BUY 100 NAB	\$2,872.95		Matched: Listed Security Acquisition	Automated Feed	\$21,563.71				
<input type="checkbox"/>	15/08/2023	SuperChoice P/L PC090823-188803688		\$1,513.09	Matched: Member Contribution	Automated Feed	\$23,076.80				
<input type="checkbox"/>	25/08/2023	GOODMAN GROUP AUG23/00813385		\$79.50	Matched: 2 transactions	Automated Feed	\$23,156.30				
<input type="checkbox"/>	29/08/2023	MOT CNT23857632 BUY 100 WES	\$5,101.02		Matched: Listed Security Acquisition	Automated Feed	\$18,055.28				
<input type="checkbox"/>	29/08/2023	MOT CNT23857606 BUY 40 CSL	\$10,577.12		Matched: Listed Security Acquisition	Automated Feed	\$7,478.16				
<input type="checkbox"/>	31/08/2023	SCG DISTRIBUTION AUG23/00838636		\$30.84	Matched: Distribution	Automated Feed	\$7,509.00				
<input type="checkbox"/>	31/08/2023	MACQUARIE CMA INTEREST PAID		\$48.73	Matched: Interest Received	Automated Feed	\$7,557.73				
<input type="checkbox"/>	08/09/2023	probiotec ltd S00044610621		\$70.00	Matched: Dividend	Automated Feed	\$7,627.73				
<input type="checkbox"/>	15/09/2023	ASH DIV 001302392597		\$150.00	Matched: Dividend	Automated Feed	\$7,777.73				
<input type="checkbox"/>	18/09/2023	JLG DIV 001302558811		\$45.00	Matched: Dividend	Automated Feed	\$7,822.73				
<input type="checkbox"/>	18/09/2023	SuperChoice P/L PC120923-163696924		\$2,153.70	Matched: Member Contribution	Automated Feed	\$9,976.43				
<input type="checkbox"/>	21/09/2023	AEF DIV 001303920891		\$100.00	Matched: Dividend	Automated Feed	\$10,076.43				
<input type="checkbox"/>	28/09/2023	IAG DIVIDEND PYT FIN23/00927528		\$74.89	Unmatched	Automated Feed	\$10,151.32				
<input type="checkbox"/>	28/09/2023	WOODSIDE INT23/00805701		\$169.05	Matched: Dividend	Automated Feed	\$10,320.37				
<input type="checkbox"/>	28/09/2023	BPAY TO TAX OFFICE PAYMENTS	\$1,550.23		Matched: Fund Income Tax Payment	Automated Feed	\$8,770.14				
<input type="checkbox"/>	29/09/2023	MACQUARIE CMA INTEREST PAID		\$18.65	Matched: Interest Received	Automated Feed	\$8,788.79				
<input type="checkbox"/>	29/09/2023	Origin Energy S00044610621		\$106.00	Matched: Dividend	Automated Feed	\$8,894.79				
<input type="checkbox"/>	03/10/2023	TREASURY WINES FIN23/00840407		\$74.63	Matched: Dividend	Automated Feed	\$8,969.42				
<input type="checkbox"/>	04/10/2023	CSL LTD DIVIDEND AUF23/00974007		\$381.48	Matched: Dividend	Automated Feed	\$9,350.90				
<input type="checkbox"/>	06/10/2023	SPARK NEW ZEALAN 001304203125		\$1,204.10	Matched: Foreign Income	Automated Feed	\$10,555.00				
<input type="checkbox"/>	10/10/2023	CHORUS LIMITED 86687/1510		\$369.43	Unmatched	Automated Feed	\$10,924.43				
<input type="checkbox"/>	12/10/2023	SOUTH32 DIVIDEND AF014/00962073		\$36.02	Matched: Dividend	Automated Feed	\$10,960.45				
<input type="checkbox"/>	13/10/2023	BPAY TO TAX OFFICE PAYMENTS	\$342.00		Matched: Fund Activity Statement	Automated Feed	\$10,618.45				
<input type="checkbox"/>	17/10/2023	BSL FNL DIV 001304248976		\$302.00	Matched: Dividend	Automated Feed	\$10,920.45				
<input type="checkbox"/>	20/10/2023	SuperChoice P/L PC131023-107237658		\$2,353.70	Matched: Member Contribution	Automated Feed	\$13,274.15				
<input type="checkbox"/>	31/10/2023	MACQUARIE CMA INTEREST PAID		\$27.42	Matched: Interest Received	Automated Feed	\$13,301.57				
<input type="checkbox"/>	17/11/2023	SuperChoice P/L PC101123-124402266		\$2,142.10	Matched: Member Contribution	Automated Feed	\$15,443.67				
<input type="checkbox"/>	30/11/2023	MACQUARIE CMA INTEREST PAID		\$33.78	Matched: Interest Received	Automated Feed	\$15,477.45				



Your investment annual statement

5 September 2023

ClientFirst

GPO Box 264, MELBOURNE VIC 3001

T 1800 517 124

E clientfirst@myexpand.com.au

W www.myexpand.com.au

Witzens Superannuation Fund

Account number 16608940

Your details

Email Not Supplied
 Mobile Not Supplied
 Account start date 13 June 2021
 ABN Supplied

Adviser details

Name Dominic Bentley
 Telephone (02) 6280 6588
 Email dominic@capital2.com.au



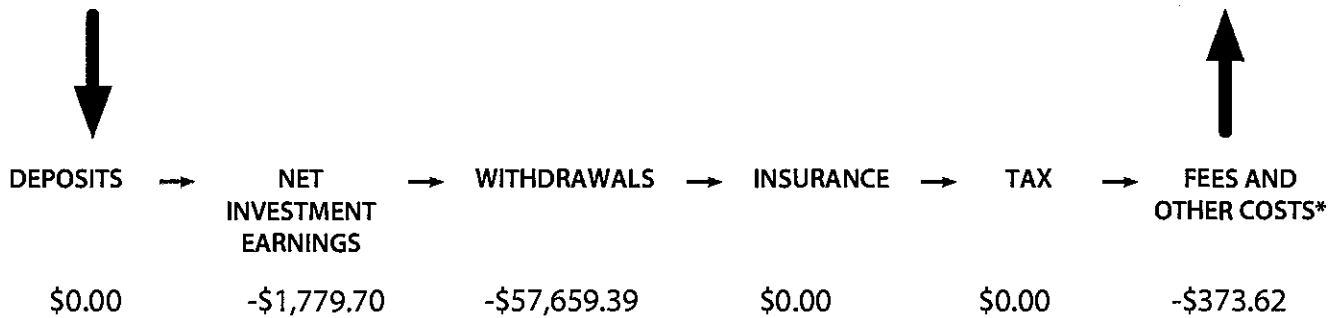
Your account summary for the period 1 July 2022 to 30 June 2023

1 July 2022 — OPENING BALANCE

\$59,812.71

30 June 2023 — CLOSING BALANCE

■ \$0.00



*This refers to the total fees and costs deducted directly from your account. Fees and costs deducted from your investment vary depending on the underlying investment options selected by you and are shown in the 'Fees and costs summary'.

E-1228/S-5681/I-11361/

Your transactions

1 July 2022 - 30 June 2023

Here we outline the transactions that have occurred on your account over the period. This includes deposits, withdrawals and fees. You can go online at any time to review your complete transaction history.

OPENING BALANCE — 1 July 2022 **\$59,812.71**

Net investment earnings

Description	Amount
Growth	-\$46,079.43
Income	\$44,299.73
Total earnings	-\$1,779.70

See the 'Net investment earnings' section for further details.

Withdrawals

Date	Description	Amount
Withdrawals		
10/02/23	Withdrawal - Witrzens Superannuation Fund	-\$12,000.00
10/03/23	Withdrawal - Witrzens Superannuation Fund	-\$2,651.78
24/05/23	Withdrawal - Witrzens Superannuation Fund	-\$43,007.61
	Subtotal	-\$57,659.39
	Total withdrawals	-\$57,659.39

Fees and other costs

Description	Amount
Management fee - Account keeping fee	-\$161.76
Management fee - Administration fee	-\$211.86
Total	-\$373.62

CLOSING BALANCE — 30 June 2023 **\$0.00**



You can find detailed transaction information online.

Fees and costs summary

Fees deducted directly from your account	\$373.62
This amount has been deducted directly from your account (reflected in the transactions listed in this statement).	

Fees and Costs deducted from your investment	\$392.62
This approximate amount has been deducted from your investment and covers amounts that have reduced the return on your investment and that are not reflected as transactions listed on this statement or in the Additional explanation of fees and costs.	

This amount includes an estimate of the indirect fees and costs and buy-sell spreads of the underlying investment options selected by you based on your actual holdings during the period, but does not include performance fees or other transactional and operational costs of the underlying investments because it is not reasonably practicable for us to include these costs during the period. If you want more information about the fees and costs applicable to your underlying investment options, please refer to the product disclosure statement for those underlying investment options available from www.myexpand.com.au/investment-information.

TOTAL FEES AND COSTS YOU PAID	\$766.24
--------------------------------------	-----------------

TOTAL ACCOUNT BALANCE	\$0.00
------------------------------	---------------

 **Go online to view or make changes to your account's investments.**

Your portfolio summary

As at 30 June 2023

Your standing instructions

As at 30 June 2023

These are the instructions that tell us how to invest and transact on your account.

Deposit instruction

	Allocation %
Cash Account	100.00

Income preference

Retain in your Cash Account

Cash account preferences

Allocation to cash account	
Minimum cash account percentage	1.00%



E-1228/S-5662/H-1363/

Cash account cap	Not set
Top up method	
Pro-rata	

To top up your Cash Account we will redeem funds across all managed investments according to the proportion invested in each investment.



Go online to make changes to your standing instructions.

Net investment earnings

1 July 2022 - 30 June 2023

Investment	Growth	Income	Total
Cash Account	\$0.00	\$553.34	\$553.34
Nikko AM New Asia Fund	-\$46,079.43	\$43,746.39	-\$2,333.04
Total earnings	-\$46,079.43	\$44,299.73	-\$1,779.70

NOTE:

Net investment earnings are net of any indirect cost ratio, transaction costs or performance fees of the underlying managed investments, but are gross of ongoing fees, expenses and taxes for the account.

Your account performance

1 July 2022 - 30 June 2023

Investment	Return %
Cash Account	2.72
Nikko AM New Asia Fund	-4.98

NOTE:

Return provides an indication of the gain or loss of the account over the period and is net of any taxes for the account, indirect cost ratio, transaction costs or performance fees of the underlying managed investments, but is gross of ongoing fees, expenses and taxes for the account.

Return on investment for less than one year is not annualised. The cash account and other cash based investment options use an average interest rate, for maturing investments the applicable interest rate is displayed.

Past performance is not a reliable indicator of future performance.

Fund performance

Investment	Performance date	Inception date	Since inception %	5 Year %	10 Year %
Cash Account	30/06/2023	01/07/2018	0.99	n/a	n/a
Nikko AM New Asia Fund	31/01/2023	04/11/2005	6.41	3.60	8.50

NOTE:

n/a indicates performance figures are not applicable for the investment period.

Fund performance provides an indication of the loss or gain of the managed investments over the specified period and are not the returns of your investment in the investment option. Performance figures are calculated before tax and after investment fees. Performance is based on exit price to exit price for the period and assumes that all distributions are reinvested. For more information on how performance is calculated and shown in this statement refer to the Portfolio and investment performance guide available on our website. The performance of investment options can vary significantly. Past performance is not a reliable indicator of future performance. The Performance data has been sourced from Morningstar Australasia Pty Limited and the individual investment managers (as applicable).

© Morningstar, Inc. All rights reserved. The data and content contained herein is not guaranteed to be accurate, complete or timely. Neither Morningstar, nor its affiliates nor their content providers will have any liability for use or distribution of any of this information.

Additional Information Section

This statement has been prepared by Navigator Australia Limited (NAL) ABN 45 006 302 987 AFSL 236466, as the Service Operator of Expand Extra Investment and should be retained for future reference. Whilst every care has been taken in the preparation of this statement, the Service Operator reserves the right to correct any error or omission.

More Information

We are obliged to give you any information you reasonably require to understand your account. For further information, please contact ClientFirst on 1800 517 124 or write to ClientFirst, GPO Box 264, MELBOURNE VIC 3001 or email clientfirst@myexpand.com.au.

Investment Strategy

You can restructure your portfolio by switching between investment options. Please note, a buy-sell spread may be incurred when switching units in managed investments. Transaction costs apply to trades in listed investments. Redeeming and switching between investment options may also give rise to a capital gains tax liability.

Any decision to switch should be made in consultation with your financial adviser and/or tax adviser. Your financial adviser will help you determine the level of risk you are comfortable with and balance that against your desire for income, growth or a combination of both. In this way, a financial adviser can help you select an investment strategy that matches your risk profile.

Managed Investments

Detailed information about managed investments are included in the product disclosure statements (PDS) for the relevant managed investments. The PDS can be downloaded from our website at www.myexpand.com.au or by contacting your financial adviser.

Resolving Complaints

We value your feedback and we're committed to resolving any concerns you may have. If you have a complaint, our service representatives can usually resolve it quickly over the phone on 1800 517 124.

If you'd prefer to put your complaint in writing, you can email or send a letter using the contact details below:

Email: clientfirst@myexpand.com.au
In writing: The Complaints Resolution Manager
GPO Box 264
MELBOURNE VIC 3001

An assigned case manager will conduct a fair review and provide you with a full response in writing.

Further Help – The Australian Financial Complaints Authority (AFCA)

You have the option to lodge a complaint with AFCA directly rather than lodging a complaint with us. You can also lodge a complaint with AFCA if you are not satisfied with our response or if your complaint has not been resolved within the maximum timeframe prescribed by the Australian Security and Investment Commission (ASIC). AFCA provides fair and independent financial services complaint resolution that is free to consumers.

Website: www.afca.org.au
Email: info@afca.org.au
Phone: 1800 931 678
In writing: Australian Financial Complaints Authority,
GPO Box 3, Melbourne, VIC 3001

Time limits may apply to complain to AFCA so you should act promptly or otherwise consult the AFCA website to find out if or when the time limit relevant to your circumstances expires.



Additional explanation of fees and costs



Look out for this icon within your statement, it identifies where you can find more information or take further action online.

Advice fees – the fees which may be paid to your financial adviser for their services. For more information on advice fees, refer to the general reference guide available on our website.

Brokerage – applies to each buy or sell of a listed investment (share).

Buy-sell spread – a fee to recover the transaction costs incurred by you in relation to the sale and purchase of underlying managed investments.

Management fee – the fee charged for the general administration of your account. The fee is made up of a percentage based component (Management fee – Administration fee) and a dollar based component (Management fee – Account keeping fee).

Portfolio management fee – the fee payable to the managed discretionary account operator, Managed Portfolio Services Limited (MPSL), for services in managing your investments as agreed to separately in your MPS Investor Agreement.

This explanation of fees and costs may not cover all of the costs associated with your account or may not affect your account during the period. For more information, refer to the offer document and general reference guide available on our website.

Your tax statement

5 September 2023

ClientFirst
GPO Box 264, MELBOURNE VIC 3001
T 1800 517 124
E clientfirst@myexpand.com.au
W www.myexpand.com.au

Account details

Account name	Witzens Superannuation Fund
Account number	16608940
Account type	Self Managed Superannuation Fund
ABN	Supplied
Account start date	13 June 2021

Please contact us if you would like to update any of your account details.

Your tax statement for the period 1 July 2022 to 30 June 2023

SECTIONS

- 1 Summary of taxable income
- 2 Summary of distributed income
- 3 Summary of capital gains/losses
- 4 Summary of deductions
- 5 Details of distributed income
- 6 Details of realised capital gains/losses

This Annual Tax Statement (ATS) is designed to help you to prepare your tax return. However, the ATS is not provided by a registered tax agent or registered tax (financial) adviser and it is not a substitute for instructions issued by the Australian Taxation Office (ATO). The ATS should be read in conjunction with the 'Guide to your IDPS tax statement' and the Offer Document available on our website.

You should consider the appropriateness of this information in your circumstances and consult a registered tax agent or registered tax (financial) adviser for further information about the tax position of your investment.

This ATS has been prepared by Navigator Australia Limited ABN 45 006 302 987 AFSL 236466, Service Operator of the Expand Extra Investment and should be retained for future reference. Whilst every care has been taken in the preparation of the ATS, the Service Operator provides no warranty of completeness or accuracy is given.

Resolving Complaints

We value your feedback and we're committed to resolving any concerns you may have. If you have a complaint, our service representatives can usually resolve it quickly over the phone on 1800 517 124.

If you'd prefer to put your complaint in writing, you can email or send a letter using the contact details below:

Email: clientfirst@myexpand.com.au
In writing: The Complaints Resolution Manager
GPO Box 264
MELBOURNE VIC 3001

An assigned case manager will conduct a fair review and provide you with a full response in writing.

Further Help – The Australian Financial Complaints Authority (AFCA)

You have the option to lodge a complaint with AFCA directly rather than lodging a complaint with us. You can also lodge a complaint with AFCA if you are not satisfied with our response or if your complaint has not been resolved within the maximum timeframe prescribed by the Australian Security and Investment Commission (ASIC). AFCA provides fair and independent financial services complaint resolution that is free to consumers.

Website: www.afca.org.au
Email: info@afca.org.au
Phone: 1800 931 678
In writing: Australian Financial Complaints Authority,
GPO Box 3, Melbourne, VIC 3001

Time limits may apply to complain to AFCA so you should act promptly or otherwise consult the AFCA website to find out if or when the time limit relevant to your circumstances expires.

Section 1: Summary of taxable income

For the financial year ended 30 June 2023

TAX RETURN	AMOUNT	
Gross interest	\$553.34	refer Section 2
TFN amount withheld from gross interest	\$0.00	refer Section 2
Dividends - unfranked amount	\$0.00	refer Section 2
Dividends - franked amount	\$0.00	refer Section 2
Dividends - franking credits	\$0.00	refer Section 2
TFN amounts withheld from dividends	\$0.00	refer Section 2
Interest deductions	\$0.00	refer Section 4
Dividend deductions	\$0.00	refer Section 2
Share of net income from trusts, less capital gains, foreign income and franked distributions	\$42.25	refer Section 2
Franked distributions from trusts	\$0.00	refer Section 2
Other deductions relating to non-primary production income	\$373.62	refer Section 4
Share of franking credit from franked dividends	\$0.00	refer Section 2
Share of credit for TFN amounts withheld from interest, dividends and unit trust distributions	\$0.00	refer Section 2
Share of credit for foreign resident withholding amounts (excluding capital gains)	\$0.00	refer Section 2
Total current year capital gains	\$16,241.83	refer Section 3
Net capital gain	\$10,827.89	refer Section 3
CFC income	\$0.00	refer Section 2
Assessable foreign source income	\$194.47	refer Section 2
Other net foreign source income	\$194.47	refer Section 2
Foreign income tax offset*	\$141.58	refer Section 2
Australian franking credits from a New Zealand franking company	\$0.00	refer Section 2
Other income	\$0.00	refer Section 2

NOTE:

*The amount disclosed as foreign income tax offset in the table above might include foreign tax paid on capital gains. The foreign tax paid amount reported at this item has been reduced by the CGT discount based on the discounting rate applicable to your entity type.

Some of the managed investments which you can invest in through the Service are classified as Managed Investment Trust (MIT) for tax purposes. Other managed investments have elected to apply the new Attribution Managed Investment Trust (AMIT) rules. Under the AMIT regime, income components are attributed to unitholders on a fair and reasonable basis. As a result, unitholders may be attributed an amount of income without receiving a physical cash distribution for that income. This means you may be subject to tax on the attributed income (as if you had derived the income in your own right) even though you may not have received a cash distribution for that income. The difference between the amount of cash distributed to attribution will be reflected as either an upward or downward adjustment to the cost base of your unit holdings. Tax file number (TFN) withholding tax and non-resident withholding tax may also apply to attributed income, in certain circumstances.

E-185/S-1291/1-25817

This page has been left blank intentionally.

Section 2: Summary of distributed income

TRUST DISTRIBUTION AND FOREIGN INCOME	AMOUNT
Australian income	
Dividends - unfranked	\$0.00
Dividends - unfranked CFI	\$0.00
Interest subject to NRWHT	\$42.11
Interest not subject to NRWHT	\$0.00
Other Australian income	\$0.14
Non-concessional MIT income (NCMI)	\$0.00
Excluded from NCMI	\$0.00
Clean Building MIT (CBM) income	\$0.00
Non-primary production income	\$42.25
Dividend - franked (franked distributions)	\$0.00
Total Australian income	\$42.25
Capital gains	
Capital gains discount - TAP	\$0.00
Capital gains indexation - TAP	\$0.00
Capital gains other - TAP	\$0.00
Capital gains NCMI discount - TAP	\$0.00
Capital gains NCMI other - TAP	\$0.00
Capital gains excluded from NCMI discount - TAP	\$0.00
Capital gains excluded from NCMI other - TAP	\$0.00
Capital gains CBM discount - TAP	\$0.00
Capital gains CBM other - TAP	\$0.00
Capital gains discount - non-TAP	\$69.63
Capital gains indexation - non-TAP	\$0.00
Capital gains other - non-TAP	\$0.00
Capital gains NCMI discount - non-TAP	\$0.00
Capital gains NCMI other - non-TAP	\$0.00
Capital gains excluded from NCMI discount - non-TAP	\$0.00
Capital gains excluded from NCMI other - non-TAP	\$0.00
Net capital gain	\$69.63
AMIT CGT gross up amount/CGT concession amount	\$69.63
Total current year capital gains	\$139.26



E-185(S)-12921-25837

TRUST DISTRIBUTION AND FOREIGN INCOME	AMOUNT
Foreign income	
Assessable/other net foreign source income	\$194.47
Australian franking credits from NZ company	\$0.00
CFC income	\$0.00
Total foreign income	\$194.47
Non-assessable amounts	
Net exempt income	\$0.00
Tax-free amount	\$0.00
Tax-deferred amount	\$0.00
Return of capital	\$0.00
Other non-attributable amounts	\$40,727.97
Non-assessable non-exempt income	\$0.00
Total non-assessable amounts	\$40,727.97
Tax offset	
Franking credit	\$0.00
Foreign income tax offset	\$141.58
Capital gains foreign income tax offset*	\$0.00
Australian franking credits from NZ company	\$0.00
AMIT cost base adjustments net amount	
AMIT cost base net increase (shortfall)	\$0.00
AMIT cost base net decrease (excess)	\$40,727.97
Cash distribution	
Gross cash distribution from trust	\$40,962.36
Less TFN amounts withheld from interest, dividends and unit trust distributions	\$0.00
Less non-resident withholding tax	\$0.00
Net cash distribution from trust [A]	\$40,962.36

DIVIDEND - INVESTMENT IN AUSTRALIAN COMPANIES

AMOUNT

Australian income	
Dividends - unfranked	\$0.00
Dividends - franked	\$0.00
Franking credit	\$0.00
Total dividend paid	\$0.00
Less TFN amounts withheld from dividends	\$0.00
Less non-resident withholding tax	\$0.00
Net cash distribution from dividend [B]	\$0.00

INTEREST

AMOUNT

Australian income	
Interest - cash account	\$553.34
Interest - maturing investments	\$0.00
Less TFN amounts withheld from interest	\$0.00
Less non-resident withholding tax	\$0.00
Net cash distribution from interest [C]	\$553.34

OTHER INCOME/DEDUCTIONS

AMOUNT

Other income/deduction	
Other Australian income	\$0.00
Ex-gratia payment - taxable	\$0.00
Ex-gratia payment - non-taxable	\$0.00
Total other income/deductions [D]	\$0.00

Final net cash distribution ([A] + [B] + [C] + [D]) **\$41,515.70**

LIC capital gains deduction \$0.00

*The capital gains foreign income tax offset reported has been reduced for the 50% CGT discount applicable at the trust level. When calculating your Australian capital gains tax obligations and FITO, the capital gains discount amount and foreign tax paid must be grossed up. If you are an individual or trust you are entitled to a CGT discount of 50%, superannuation funds are entitled to a CGT discount of 33.3%. If you are a company not acting as trustee, you are not eligible to apply the CGT discount.



E-185(S)-1293(I)-25857

Section 3: Summary of capital gains/losses

	OTHER CAPITAL GAINS	DISCOUNTED GAINS	INDEXED GAINS	CAPITAL LOSSES
Realised capital gains/losses - trading				
Total from sale of managed investments	\$0.00	\$16,102.57	\$0.00	\$0.00
Total from sale of listed investments	\$0.00	\$0.00	\$0.00	\$0.00
Total realised gains/losses from trading [A]	\$0.00	\$16,102.57	\$0.00	\$0.00
Capital gains/losses - trust distributions				
Capital gains - TAP	\$0.00	\$0.00	\$0.00	\$0.00
Capital gains NCMI - TAP	\$0.00	\$0.00	\$0.00	\$0.00
Capital gains excluded from NCMI - TAP	\$0.00	\$0.00	\$0.00	\$0.00
Capital gains CBM - TAP	\$0.00	\$0.00	\$0.00	\$0.00
Capital gains - non-TAP	\$0.00	\$69.63	\$0.00	\$0.00
Capital gains NCMI - non-TAP	\$0.00	\$0.00	\$0.00	\$0.00
Capital gains excluded from NCMI - non-TAP	\$0.00	\$0.00	\$0.00	\$0.00
Foreign capital gains tax offset	\$0.00	\$0.00	\$0.00	
CGT gross up amount		\$69.63		
Total gains/losses from trust distributions [B]	\$0.00	\$139.26	\$0.00	\$0.00
Total capital gains/losses for the account ([A] + [B])	\$0.00	\$16,241.83	\$0.00	\$0.00
Allocation of capital losses	\$0.00	\$0.00	\$0.00	\$0.00
Total capital gains after applying capital losses	\$0.00	\$16,241.83	\$0.00	\$0.00
CGT discount applied		-\$5,413.94		
Total realised capital gains after applying total capital losses and discount	\$0.00	\$10,827.89	\$0.00	
Assessable amount (if no other investments are held outside your account)				\$10,827.89
				AMOUNT
Total current year capital gains				\$16,241.83
Net capital gain				\$10,827.89

NOTE:

Details of the investments sold for Realised capital gains/losses - trading can be found in section 6.
Other capital gains refer to those investments which have been disposed of within 12 months of purchase.
Discount gains refer to investments sold after being held for 12 months or more before being disposed of.
Indexed gains refer to investments purchased prior to 21/09/1999 and held for 12 months or more before being disposed of.

Section 4: Summary of deductions

FEE DEDUCTIONS	AMOUNT
Management fee - Account keeping fee	\$161.76
Management fee - Administration fee	\$211.86
Total deductible fees (A)	\$373.62
	AMOUNT
Other deductions relating to distributions (A)	\$373.62
Interest deductions (B)	\$0.00



E-186/S-1294/I-2587

Section 5: Details of distributed income

EFFECTIVE DATE	RECEIVED DATE	INTEREST INCOME	DIVIDEND INCOME	OTHER INCOME*	CAPITAL GAIN INCOME	FOREIGN INCOME	TAXABLE INCOME	FRANKING CREDITS	FOREIGN INCOME TAX OFFSET	EXEMPT INCOME	TAX FREE	TAX DEFERRED/ RETURN OF CAPITAL	AMIT COST BASE NET DECREASE/ INCREASE	GROSS CASH RECEIVED	WHT TAX
Cash Account															
31/07/22	01/08/22	\$16.05					\$16.05							\$16.05	\$0.00
31/08/22	01/09/22	\$24.31					\$24.31							\$24.31	\$0.00
30/09/22	01/10/22	\$29.11					\$29.11							\$29.11	\$0.00
31/10/22	01/11/22	\$34.32					\$34.32							\$34.32	\$0.00
30/11/22	01/12/22	\$36.87					\$36.87							\$36.87	\$0.00
31/12/22	01/01/23	\$40.92					\$40.92							\$40.92	\$0.00
31/01/23	01/02/23	\$41.58					\$41.58							\$41.58	\$0.00
28/02/23	01/03/23	\$19.31					\$19.31							\$19.31	\$0.00
31/03/23	01/04/23	\$120.33					\$120.33							\$120.33	\$0.00
30/04/23	01/05/23	\$107.34					\$107.34							\$107.34	\$0.00
24/05/23	24/05/23	\$83.20					\$83.20							\$83.20	\$0.00
Total		\$553.34					\$553.34							\$553.34	\$0.00
Managed investments - trust (AMIT)															
Nikko AM New Asia Fund (TGP0006AU)															
18/10/22	27/10/22	\$0.06	\$0.00	\$0.00	\$0.20	\$0.27	\$0.53	\$0.00	\$0.20	\$0.00	\$0.00	\$0.00	-\$57.73	\$58.06	\$0.00
23/02/23	03/03/23	\$42.05	\$0.00	\$0.14	\$139.05	\$194.20	\$375.44	\$0.00	\$141.38	\$0.00	\$0.00	\$0.00	-\$40,670.24	\$40,904.30	\$0.00
Subtotal		\$42.11	\$0.00	\$0.14	\$139.25	\$194.47	\$375.97	\$0.00	\$141.58	\$0.00	\$0.00	\$0.00	-\$40,727.97	\$40,962.36	\$0.00
Total		\$42.11	\$0.00	\$0.14	\$139.25	\$194.47	\$375.97	\$0.00	\$141.58	\$0.00	\$0.00	\$0.00	-\$40,727.97	\$40,962.36	\$0.00



EFFECTIVE DATE	RECEIVED DATE	INTEREST INCOME	DIVIDEND INCOME	OTHER INCOME*	CAPITAL GAIN INCOME	FOREIGN INCOME	TAXABLE INCOME	FRANKING CREDITS	FOREIGN INCOME TAX OFFSET	EXEMPT INCOME	TAX FREE	TAX DEFERRED/ RETURN OF CAPITAL	AMIT COST BASE NET DECREASE/ INCREASE	GROSS CASH RECEIVED	WHT TAX
Account total income		\$595.45	\$0.00	\$0.14	\$139.25	\$194.47	\$929.31	\$0.00	\$141.58	\$0.00	\$0.00	\$0.00	-\$40,727.97	\$41,515.70	\$0.00

*Other income includes other Australian income, Clean Building MIT income, Non-concessional MIT income (NCMI) and excluded from NCMi. This income is separately disclosed in Section 2 of this ATS.

Section 6: Details of realised capital gains/losses

PURCHASE DATE	SALE DATE	UNITS	SALE PROCEEDS	ACQUISITION COST	ADJUSTED COST BASE	REDUCED COST BASE	OTHER CAPITAL GAINS	DISCOUNT CAPITAL GAINS	INDEXED CAPITAL GAINS	CAPITAL LOSSES	TAX OPTIMISATION METHOD USED
Managed investments - trust (AMIT)											
Nikko AM New Asia Fund (TGP0006AU)											
29/07/13	05/05/23	259.193800	\$8.22	\$308.00	-\$146.74	-\$146.74	\$0.00	\$154.96	\$0.00	\$0.00	First in first out
01/03/10	05/05/23	23,106.836700	\$733.20	\$25,325.09	-\$15,214.41	-\$15,214.41	\$0.00	\$15,947.61	\$0.00	\$0.00	First in first out
Total							\$0.00	\$16,102.57	\$0.00	\$0.00	

NOTES:

Purchase date refers to the date of acquiring the units/shares.

Sale date refers to the date the units/shares were disposed of.

Sale proceeds generally relates to the market value of the asset at the time of disposal.

Acquisition costs refer to the cost of purchasing the units/shares together with any incidental costs relating to the asset.

Adjusted cost base refers to the net cost base after the relevant upward or downward adjustments in respect of any tax deferred, return of capital and/or AMIT net cost base increase or decrease received from managed investments and capital expenditure related to the purchase of listed investments.

Reduced cost base is the adjusted cost base together with adjustments for tax free amounts received. It is used to calculate the CGT outcome when the parcel is in a capital loss position.

Investment assets that you acquired before 20 September 1985 are pre-CGT assets and exempt from CGT.

No gain, no loss refers to the situation where the sale proceeds is less than the adjusted cost base but is greater than the reduced cost base.

First in first out: Parcel(s) with the oldest purchase date at the time of submitting were selected for disposal first.

Minimise gain / maximise loss (Min gain, max loss): Parcel(s) with the lowest estimated capital gains* were selected for disposal first.

Maximise gain / minimise loss (Max gain, min loss): Parcel(s) with the highest estimated capital gains* were selected for disposal first.

*Lowest / highest gains are calculated at the time of submitting after applying indexing and CGT discount (for parcels held for more than 12 months).



Your investment exit statement

25 May 2023

ClientFirst
GPO Box 264, MELBOURNE VIC 3001
T 1800 517 124
E clientfirst@myexpand.com.au
W www.myexpand.com.au

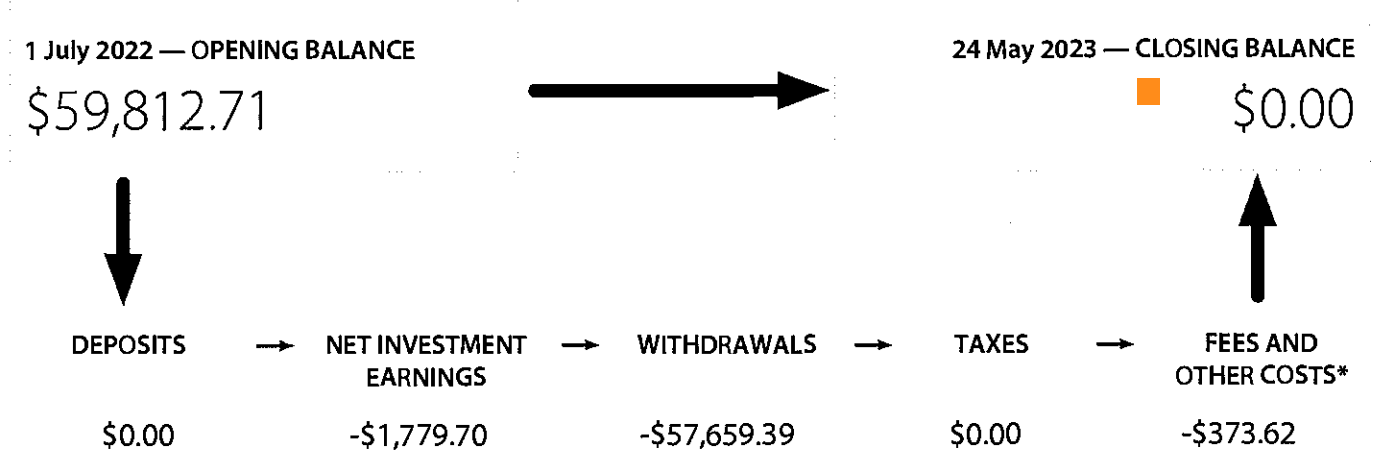


Witizens Superannuation Fund
Account number 16608940

This is the final withdrawal from your account

\$43,007.61

Your account summary for the period 1 July 2022 to 24 May 2023



* This refers to the total fees and costs deducted directly from your account. Fees and costs deducted from your investment vary depending on the underlying investment options selected by you and are shown in the 'Fees and Costs Summary'

Your transactions

1 July 2022 – 24 May 2023

Here we outline the transactions that have occurred on your account over the period. This includes deposits, withdrawals and fees. You can go online at any time to review your complete transaction history.

OPENING BALANCE — 1 July 2022 **\$59,812.71**

Net investment earnings

DESCRIPTION	AMOUNT
Growth	-\$46,079.43
Income	\$44,299.73
Total earnings	-\$1,779.70

See the 'Net investment earnings' section for further details.

Withdrawals

DATE	DESCRIPTION	AMOUNT
Withdrawals		
10/02/23	Withdrawal - Witrzens Superannuation Fund	-\$12,000.00
10/03/23	Withdrawal - Witrzens Superannuation Fund	-\$2,651.78
24/05/23	Withdrawal - Witrzens Superannuation Fund	-\$43,007.61
	Subtotal	-\$57,659.39
	Total withdrawals	-\$57,659.39

Fees and other costs

DESCRIPTION	AMOUNT
Management fee - Account keeping fee	-\$161.76
Management fee - Administration fee	-\$211.86
Total	-\$373.62

CLOSING BALANCE — 24 May 2023 **\$0.00**



You can find detailed transaction information online.

Fees and Costs Summary

Fees deducted directly from your account \$373.62
 This amount has been deducted directly from your account (reflected in the transactions listed in this statement).

Fees and Costs deducted from your investment \$392.62
 This approximate amount has been deducted from your investment and covers amounts that have reduced the return on your investment and that are not reflected as transactions listed on this statement or in the Additional explanation of fees and costs.

This amount includes an estimate of the indirect fees and costs and buy-sell spreads of the underlying investment options selected by you based on your actual holdings during the period, but does not include performance fees or other transactional and operational costs of the underlying investments because it is not reasonably practicable for us to include these costs during the period. If you want more information about the fees and costs applicable to your underlying investment options, please refer to the product disclosure statement for those underlying investment options available from www.myexpand.com.au/investment-information.



TOTAL FEES AND COSTS YOU PAID \$766.24
 This approximate amount includes all the fees and costs that affected your investment during the period.

Net investment earnings

1 July 2022 – 24 May 2023

INVESTMENT	GROWTH	INCOME	TOTAL
Cash Account	\$0.00	\$553.34	\$553.34
Nikko AM New Asia Fund	-\$46,079.43	\$43,746.39	-\$2,333.04
Total earnings	-\$46,079.43	\$44,299.73	-\$1,779.70

NOTE:

Net investment earnings are net of any indirect cost ratio, transaction costs or performance fees of the underlying managed investments, but are gross of ongoing fees, expenses and taxes for the account.

⌘

Your account performance

1 July 2022 – 24 May 2023

INVESTMENT	RETURN %
Cash Account	2.72
Nikko AM New Asia Fund	-4.98
Your account performance at 24 May 2023	-3.89

NOTE:

Return provides an indication of the gain or loss of the account over the period and is net of any taxes for the account, indirect cost ratio, transaction costs or performance fees of the underlying managed investments, but is gross of ongoing fees and expenses for the account.

Return on investment for less than one year is not annualised. The cash account and other cash based investment options use an average interest rate, for maturing investments the applicable interest rate is displayed.

Past performance is not a reliable indicator of future performance.

Fund performance

INVESTMENT	PERFORMANCE DATE	INCEPTION DATE	SINCE INCEPTION %	5 YEAR %	10 YEAR %
Cash Account	30/06/2022	01/07/2018	0.45	0.00	0.00
Nikko AM New Asia Fund	31/01/2023	04/11/2005	6.41	3.60	8.50

NOTE:

n/a indicates performance figures are not applicable for the investment period.

Fund performance provides an indication of the loss or gain of the managed investments over the specified period and are not the returns of your investment in the investment option. Performance figures are calculated before tax and after investment fees. Performance is based on exit price to exit price for the period and assumes that all distributions are reinvested. For more information on how performance is calculated and shown in this statement refer to the Portfolio and investment performance guide available on our website. The performance of investment options can vary significantly. Past performance is not a reliable indicator of future performance. The data used to calculate fund performance has been sourced from Morningstar, Inc and the individual investment managers (as applicable).

© Morningstar, Inc. All rights reserved. The data and content contained herein has been prepared by Morningstar Australia Pty Ltd ABN 95 090 665 544 and is not guaranteed to be accurate, complete or timely. Neither Morningstar, nor its affiliates nor their content providers will have any liability for use or distribution of any of this information.

Notes

Additional information section

This statement has been prepared by Navigator Australia Limited (IISL) ABN 45 006 302 987 AFSL 236466, as the Service Operator of Expand Extra Investment and should be retained for future reference. Whilst every care has been taken in the preparation of this statement, the Service Operator reserves the right to correct any error or omission.

More information

We are obliged to give you any information you reasonably require to understand your account. For further information, please contact ClientFirst on 1800 517 124 or write to ClientFirst, GPO Box 264, MELBOURNE VIC 3001 or email clientfirst@myexpand.com.au.



Investment strategy

You can restructure your portfolio by switching between investment options. Please note, a buy-sell spread may be incurred when switching units in managed investments. Transaction costs apply to trades in listed investments. Redeeming and switching between investment options may also give rise to a capital gains tax liability.

Any decision to switch should be made in consultation with your financial adviser and/or tax adviser. Your financial adviser will help you determine the level of risk you are comfortable with and balance that against your desire for income, growth or a combination of both. In this way, a financial adviser can help you select an investment strategy that matches your risk profile.

Managed investments

Detailed information about managed investments are included in the product disclosure statements (PDS) for the relevant managed investments. The product disclosure statements can be downloaded from our web site at www.myexpand.com.au or by contacting your financial adviser.

Complaints

If you have a complaint (or wish to obtain further information about the status of an existing complaint), please contact ClientFirst on 1800 517 124 or write to:

ClientFirst
GPO Box 264
MELBOURNE VIC 3001

We will provide you with all reasonable assistance and information you may require for the purpose of making a complaint and assist you in understanding our complaints handling procedures.

You have the option to lodge a complaint with AFCA directly rather than lodging a complaint with us. Otherwise, you can also lodge a complaint with AFCA if you are not satisfied with our response or if your complaint has not been resolved within the maximum timeframe prescribed by ASIC's Regulatory Guides (RG 271). AFCA provide a fair and independent financial services complaint resolution that is free to consumers. Time limits may apply to complain to AFCA. Please act promptly and consult the AFCA website to find out if or when the time limit relevant to your circumstance expires.

Website: www.afca.org.au

Email: info@afca.org.au

Telephone: 1800 931 678 (Free call)

In writing to: Australian Financial Complaints Authority, GPO Box 3 Melbourne VIC 3001

Additional explanation of fees and costs



Look out for this icon within your statement, it identifies where you can find more information or take further action online.

Advice fees – the fees which may be paid to your financial adviser for their services. For more information on advice fees, refer to the general reference guide available on our website.

Brokerage – applies to each buy or sell of a listed investment (share).

Buy-sell spread – a fee to recover the transaction costs incurred by you in relation to the sale and purchase of underlying managed investments.

Indirect costs – an estimate of the costs charged indirectly by the investment fund manager in relation to the management of your investment. For more information on these costs, please refer to the product disclosure statement of the investment option.

Management fee – the fee charged for the general administration of your account. The fee is made up of a percentage based component (Management fee - administration fee) and a dollar based component (Management fee - account keeping fee). The percentage based component may include a portion payable to your financial adviser, which ceased on 1 December 2020.

Portfolio Management Fee - the fee payable to the managed discretionary account operator, Managed Portfolio Services Limited (MPSL), for services in managing your investments as agreed to separately in your MPS Investor Agreement.

This explanation of fees and costs may not cover all of the costs associated with your account or may not affect your account during the period. For more information, refer to the offer document and general reference guide available on our website.





019 222906

MR THOMAS KAZIMIERZ WITRZENS &
 MS JULIE THERESE WAY
 <WITRZENS SUPER FUND A/C>
 42 FOLINGSBY STREET
 WESTON ACT 2611

Distribution Advice

Payment date: 18 July 2023

Record date: 4 July 2023 ■

Reference no.: X*****1616

TFN/ABN RECEIVED AND RECORDED

Dear Unitholder,

BETASHARES NASDAQ 100 ETF

Distribution statement for the period ended 30 June 2023

A distribution payment has been made in respect of your units as at the Record date. The final details of the distribution components (including any non-assessable amounts) are advised in the Attribution Managed Investment Trust Member Annual (AMMA) Statement for the year ended 30 June 2023.

Visit our Investor Centre at www.linkmarketservices.com.au where you can view and change your details, including updating your email address to ensure that you receive distribution notifications by email.

Class Description	Rate per Unit	Participating Units	Gross Amount
Ordinary Units	78.268588 cents	500	\$391.34
		Net Amount:	\$391.34

Residual balance brought forward from your Plan account: \$15.51

Total amount available for reinvestment: \$406.85

This amount has been applied to 11 units at \$34.529620 per unit: \$379.83

Residual balance carried forward in your Plan account: \$27.02

Number of ordinary units held prior to allotment: 500

Ordinary units allotted this distribution: 11

^Total holding of ordinary units after the allotment: 511

^The "Total holding of ordinary units after the allotment" shown above may not be the current holding balance (it does not include any Ex distribution transfers registered after Ex date 3 July 2023, or any transfers registered since the Record date). Neither Betashares nor Link Market Services Limited will be liable for any losses incurred by any person who relies on the holding shown without making their own adjustments for any transactions.

Subscribe to content that interests you.

Betashares has a range of weekly, monthly and quarterly newsletters to keep you up to date with what's happening in markets and the world of investing.

Learn more at betashares.com.au/subscribe





Lendlease Corporation Limited ABN 32 000 226 228
and
Lendlease Responsible Entity Limited ABN 72 122 883 185 AFS Licence 308983
as responsible entity for Lendlease Trust ABN 39 944 184 773 ARSN 128 052 595

024926 000 LLC



MR THOMAS KAZIMIERZ WITRZENS &
MS JULIE THERESE WAY
<WITRZENS SUPER FUND A/C>
42 FOLINGSBY STREET
WESTON ACT 2611

Update your information:

Online:
www.investorcentre.com/au/contact

By Mail:
Computershare Investor Services Pty Limited
GPO Box 2975 Melbourne
VIC 3001 Australia

Enquiries:

(within Australia) 1800 230 300
(international) +61 3 9946 4460
lendlease@computershare.com.au

Holder Identification Number (HIN)

HIN WITHHELD

ASX Code LLC
TFN/ABN Status Quoted
Record Date 21 August 2023
Payment Date 13 September 2023

2023 Final Distribution

This distribution statement details your final distribution for the period ended 30 June 2023. This distribution is payable on the securities that were registered in your name as at the Record Date. If you are in any doubt as to your tax position you should seek professional advice.

Class Description	Amount per Security	Number of Securities	Franked Amount	Unfranked Amount	Distribution	Gross Payment
Lendlease Corporation Limited shares	4.656179 cents	3,190	\$148.53	\$0.00	\$0.00	\$148.53
Lendlease Trust units	6.443780 cents	3,190	\$0.00	\$0.00	\$205.56	\$205.56
Total - Stapled Securities	11.099959 cents	3,190	\$148.53	\$0.00	\$205.56	\$354.09
					Less resident withholding tax *	\$0.00
					Less non-resident withholding tax ^	\$0.00
					Net Payment	\$354.09
					Franking Credit	\$63.66

The final distribution of \$0.11099959 per Stapled Security is comprised of fully franked dividend of 4.656179 cents per share paid by Lendlease Corporation Limited and a trust distribution of 6.443780 cents per unit paid by Lendlease Trust. The dividend paid by Lendlease Corporation Limited is 100% franked at the company tax rate of 30%.

For the foreseeable future, Lendlease Corporation Limited is currently forecasting to be in a position to frank (either partially or fully) its dividends. Lendlease Corporation Limited's ability to fund unfranked dividends, either partly or fully, from the conduit foreign income account is limited. Non-resident securityholders will be subject to non-resident withholding tax on any future unfranked dividend that is not declared to be conduit foreign income.

Important information is also contained on the back of this page

Distribution Reinvestment Plan (DRP) Details

Cash balance brought forward	\$4.31
Net payment available for reinvestment	\$354.09
Total available for reinvestment	\$358.40
Less the amount applied to the allotment of 46 securities at \$7.6526 per security	\$352.02
Cash balance carried forward to the next payment	<u>\$6.38</u>
Number of securities held as at 21 August 2023	3,190
Add securities allotted on 13 September 2023	<u>46</u>
Number of securities now participating in the DRP	3,236

Note: Computershare Investor Services Pty Limited will not be liable for any losses incurred by any person who relies on the balances shown above without making their own adjustments for any further transactions.

^ Non-Resident Withholding Tax

10% non-resident interest withholding tax has been deducted from that portion of the Lendlease Trust distribution referable to Australian interest income, being 1.849110 cents per unit.

The 'Fund Payment' of 1.423653 cents per unit will have MIT non-resident withholding tax deducted depending on the country recorded as your address. The withholding amount is calculated based on 0.900647 cents per unit deducted at either 15% or 30% and the 0.523006 cents per unit that is attributable to a fund payment from a clean building managed investment trust which is deducted at either 10% or 30%.

Fund Payment Notice (relevant for distributions to residents outside of Australia)

For withholding tax purposes, this distribution includes a 'Fund Payment' of 1.423653 cents per unit, pursuant to Subdivisions 12-H and 12A-B of the Taxation Administration Act 1953 in respect of Lendlease Trust's income year ended 30 June 2023.

Lendlease Trust declares that it is a withholding MIT for the purpose of Subdivision 12-H of the Taxation Administration Act 1953 in respect of the income year ended 30 June 2023. The 'Fund Payment' includes an amount of 0.523006 cents per unit that is attributable to a fund payment from a clean building managed investment trust.

Australian resident securityholders should not rely on the Fund Payment Notice for the purposes of completing their income tax returns. Details of the Lendlease Trust distribution components for the year ended 30 June 2023 is provided in a tax statement issued to securityholders accompanying this advice.

Within the fund payment, the amount attributable to non-concessional MIT income (NCMI) is nil. The amount that is "Excluded from NCMI" as a result of transitional provisions is nil.

Note 1: An annual tax statement will be issued to securityholders for the year ended 30 June 2023. Do not use this statement to complete your 2023 Tax Return.

Note 2: If you require your payment to be re-issued, you may be charged an administration fee which will be deducted from your payment.

Payment Advice



SPARK NEW ZEALAND LIMITED

MR THOMAS KAZIMIERZ WITRZENS & MS JULIE THERESE WAY
<WITRZENS SUPER FUND A/C>
 42 FOLINGSBY STREET
 WESTON ACT
 2611

All Registry communications to:
 Spark New Zealand
 Locked Bag A14, Sydney South, NSW, 1235
 Telephone: 1300 554 474
 Issuer Code: **SPK**
 Email: sparknz@linkmarketservices.com
 Website: www.linkmarketservices.com.au

DIVIDEND STATEMENT

Reference No.: X*****1616
 Payment Date: 07 October 2022
 Record Date: 16 September 2022

Security Description	Dividend Rate per Share	Participating Holding	Dividend Declared	Imputation Tax Credit	Supplementary Dividend	Gross Taxable Dividend
SPK - FULLY PAID ORDINARY SHARES	\$0.125	9,699	\$1,212.38	\$257.53	\$213.95	\$1,426.33
Less Non-Resident Withholding Tax						\$213.95
Net Amount						NZD 1,212.38
Represented By:						
Direct Credit amount						AUD 1,068.47

BANKING INSTRUCTIONS

In accordance with your instructions the amount of AUD 1,068.47 (NZD 1,212.38 using an exchange rate of 0.8813) was direct credited to the bank account detailed below:

MACQUARIE BANK

MR THOMAS KAZIMIERZ WITRZENS + M
BSB: 182-222 ACC: ***7584**

Exchange rate NZ\$1.00 = A\$0.8813

The ordinary dividend has been imputed to 100% of the New Zealand corporate tax rate. There are no Australian imputation or franking credits attached to this dividend.

New Zealand Resident Holders:

The ordinary dividend has been imputed at the rate of 4.8611 cents per share. Imputation credits are not received in cash but are relevant in determining the "Gross Taxable Dividend" received for New Zealand tax purposes.

As the Resident Withholding Tax (RWT) rate is 33% (with a reduction for imputation credits attached to the dividend), New Zealand resident holders should note that an amount of RWT has been deducted at source from the ordinary dividend (unless a Certificate of Exemption has been lodged). RWT can be credited against any income tax payable by you.

For New Zealand income tax purposes New Zealand resident holders should declare the "Gross Taxable Dividend" and claim the "Imputation Tax Credit" and the "Withholding Tax".

Foreign Resident Holders:

Foreign shareholders are eligible for a supplementary dividend of 2.2059 cents per share for the ordinary dividend. The supplementary dividend is intended to offset the New Zealand non-resident withholding tax (NRWT) withheld to the extent that the dividend is fully imputed.

All amounts are expressed in New Zealand Dollars unless otherwise stated.

The payment amount has been converted into AUD at the exchange rate of NZD\$1.00 = AUD\$0.8813.

The dividend tax rate for New Zealand residents is 33%. Imputation Credits generally apply to New Zealand Tax Residents only. Elected tax rates apply to interest payments only. Resident Withholding Tax deducted is the required residual tax payable after taking the attached Imputation Credits into consideration.

Supplementary dividend payments apply only to non-resident investors.

Please retain this Payment Advice & Tax Certificate for tax purposes.

Payment Advice



SPARK NEW ZEALAND LIMITED

MR THOMAS KAZIMIERZ WITRZENS & MS JULIE THERESE WAY
<WITRZENS SUPER FUND A/C>

42 FOLINGSBY STREET
WESTON ACT
2611

All Registry communications to:

Spark New Zealand
Locked Bag A14, Sydney South, NSW, 1235
Telephone: 1300 554 474
Issuer Code: **SPK**
Email: sparknz@linkmarketservices.com
Website: www.linkmarketservices.com.au

DIVIDEND STATEMENT

Reference No.: X*****1616
Payment Date: 06 April 2023
Record Date: 17 March 2023

Security Description	Dividend Rate per Share	Participating Holding	Dividend Declared	Imputation Tax Credit	Supplementary Dividend	Gross Taxable Dividend
SPK - FULLY PAID ORDINARY SHARES	\$0.135	9,699	\$1,309.37	\$278.13	\$231.07	\$1,540.44

Less Non-Resident Withholding Tax \$231.07

Net Amount NZD 1,309.37

Represented By:
Direct Credit amount AUD 1,213.79

BANKING INSTRUCTIONS

In accordance with your instructions the amount of AUD 1,213.79 (NZD 1,309.37 using an exchange rate of 0.927) was direct credited to the bank account detailed below:

MACQUARIE BANK

MR THOMAS KAZIMIERZ WITRZENS + M
BSB: 182-222 ACC: *****7584

Exchange Rate NZ\$1.00 = A\$0.9270

The ordinary dividend has been imputed to 100% of the New Zealand corporate tax rate. There are no Australian imputation or franking credits attached to this dividend.

New Zealand Resident Holders:

The ordinary dividend has been imputed at the rate of 5.2500 cents per share. Imputation credits are not received in cash but are relevant in determining the "Gross Taxable Dividend" received for New Zealand tax purposes.

As the Resident Withholding Tax (RWT) rate is 33% (with a reduction for imputation credits attached to the dividend), New Zealand resident holders should note that an amount of RWT has been deducted at source from the ordinary dividend (unless a Certificate of Exemption has been lodged). RWT can be credited against any income tax payable by you.

For New Zealand income tax purposes New Zealand resident holders should declare the "Gross Taxable Dividend" and claim the "Imputation Tax Credit" and the "Withholding Tax".

Foreign Resident Holders:

Foreign shareholders are eligible for a supplementary dividend of 2.3824 cents per share for the ordinary dividend. The supplementary dividend is intended to offset the New Zealand non-resident withholding tax (NRWT) withheld to the extent that the dividend is fully imputed.

All amounts are expressed in New Zealand Dollars unless otherwise stated.

The payment amount has been converted into AUD at the exchange rate of NZD\$1.00 = AUD\$0.927.

The dividend tax rate for New Zealand residents is 33%. Imputation Credits generally apply to New Zealand Tax Residents only. Elected tax rates apply to interest payments only. Resident Withholding Tax deducted is the required residual tax payable after taking the attached Imputation Credits into consideration.

Supplementary dividend payments apply only to non-resident investors.

Please retain this Payment Advice & Tax Certificate for tax purposes.

Return documents once scanned

Witzens Super Fund - 2023 Queries

Tom Witzens <tomwitzens@gmail.com>
To: Emily Cooper <emily@smsfaustralia.com>

25 November 2023 at 10:42

Hi Emily,

HIN - X0051281616
Postcode - 2611

The following payment was for the SMSF Audit for FY 2022 provided by previous SMSF auditors - Australian Unity
30/06/2023 SMSF Statement \$3,080.00 DR -

The following were transfers to our Main NAB account which we used to pay for investment advice subscriptions to Motley Fool and Shares In Value:

27/01/2023 TRANSACT FUNDS TFR TO T WITZENS JULIE T \$999.00 DR - Subscription to SharesInValue
03/01/2023 TRANSACT FUNDS TFR TO T WITZENS JULIE T \$999.00 DR - Subscription to Motley Fool - Everlasting Income
05/07/2022 TRANSACT FUNDS TFR TO T WITZENS JULIE T \$999.00 DR - Subscription to Motley Fool - Share Advisor

Regards
Tom

[Quoted text hidden]

Self Managed Superannuation Fund Establishment Trust Deed

Witrzens Superannuation Fund

Table of Contents

Deed

Recitals

- Clause 1: Establishment of Superannuation Fund
Clause 2: Amendment Powers
Clause 3: Trust Deed, Annexure & SuperCentral Governing Rules

Annexure

- Part 1: Trustees - Consent and Declaration
Part 2: Schedule of Initial Members
Part 3: Tax File Number Authorisations

© 2006 Townsends Business & Corporate Lawyers
Level 9, 65 York Street,
SYDNEY NSW 2000
www.townsendslaw.com.au

I hereby certify this to be a true copy of the original

.....
PAUL CLARKSON

Authorised Representative of Count Financial Limited
Registered Tax Agent
Fellow of the National Tax & Accountants' Association
169 Newcastle Street Fyshwick ACT 2609

This Trust Deed is made:

At: Unit 3G,169 Newcastle Street, FYSHWICK, ACT, 2609

On / /

By: Thomas Witzens ("the Trustee") 42 Folingsby Street, Weston, ACT, 2611

Julie Way ("the Trustee") 42 Folingsby Street, Weston, ACT, 2611

Recitals

- A. The Trustees wish to establish a superannuation fund for the sole purpose of providing superannuation benefits for or in respect of the Members of the superannuation fund.
- B. The Trustees intend that the superannuation fund will be a self managed superannuation fund and will be taxed as a complying superannuation fund.
- C. The Trustees have agreed to act as the trustees of the superannuation fund and for this purpose have confirmed in writing their consents by signing Part 1 of the Annexure to this Deed.
- D. The Trustees have settled \$5 as the initial contribution to the trust fund of the superannuation fund for the benefit of the first member of the superannuation fund.

Operative Part

1. Establishment of Superannuation Fund

Establishment

- a) The Trustees hereby declare that they hold the Trust Fund of the Superannuation Fund pursuant to the trusts, powers and discretions of the Trust Deed for the benefit of the Members and their Dependants.

Indefinitely Continuing

- b) The Superannuation Fund will be an indefinitely continuing fund which will provide individual personal benefits, pensions or retiring allowances for the Members and their Dependants.

Name

- c) The Superannuation Fund will be known as the Witzens Superannuation Fund or by such other name as the Trustees determine.

Initial Members

- d) Each of the persons ("the Initial Members") identified in Part 2 of the Annexure ("Schedule of Initial Members") are admitted as Members of the Superannuation Fund upon the establishment of the Superannuation Fund.

- e) Each of the Initial Members authorise the Trustees to use their tax file numbers in accordance with the authorisations set out in Part 3 of the Annexure ("Tax File Number Authorisations").

2. Amendment Powers

Donees & scope of amendment powers

- a) The Trustees may by deed amend, alter, delete or replace any or all of the provisions of the Trust Deed or of the SuperCentral Governing Rules.
- b) Super Governing Rules Pty Limited ACN 117 737 381 ("SGR") may by deed amend, alter, delete or replace any or all of the provisions of the SuperCentral Governing Rules.
- c) Any amendment, alteration, deletion or replacement may:
 - i) be retrospective and apply from a date preceding the date on which the amendment is made;
 - ii) be prospective and apply from a date following the date on which the amendment is made; and
 - iii) operate by way of complete replacement of all of the current provisions with new provisions.

Limitation to the scope of amendments

- d) The amendment powers:
 - i) whenever the Trustee consists of one or more natural persons - cannot be used to change the primary purpose of the Superannuation Fund from the provision of old-age pensions;
 - ii) whenever the primary purpose of the Superannuation Fund is not the provision of old-age pensions - cannot be used to remove the requirement that the Trustee of the Superannuation Fund be a constitutional corporation;
 - iii) cannot be used to reduce the amount standing to the credit of the benefit accounts of a Member unless that Member has consented to the reduction or the reduction is permitted by Superannuation Law, by the Regulator or by Court Order;
 - iv) in the case of the power conferred on the Trustees - cannot be exercised until the amendment power conferred on SGR has been terminated in accordance with either clause 2(i) or 2(j); and
 - v) cannot be used to amend this clause 2(d).

Trustees and Members bound by amendments to SuperCentral Governing Rules

- e) The Trustees and each Member of the Superannuation Fund are bound by any amendment made pursuant to this clause in the same manner as if the amendment had been made immediately before the Member joined the Superannuation Fund.

Trustees may request amendments made by SGR not to apply

- f) The Trustees may by notice to SGR request that an amendment ("the current amendment") made by SGR to the SuperCentral Governing Rules not apply to the Superannuation Fund.
- g) For the request to be effective, the notice must be in writing and be given to SGR within 14 days of the Trustees being notified of the current amendment.
- h) Where the Trustees make an effective request for the current amendment not to apply to the Superannuation Fund, then SGR will by deed revoke the current amendment so far as it applies to the Superannuation Fund and the current amendment will be taken never to have applied to the Superannuation Fund.

Repatriation of amendment power

- i) Where SGR at the request of the Trustees has revoked an amendment made to the SuperCentral Governing Rules then the following provisions apply:

- i) the amendment power conferred on SGR terminates; and
- ii) amendments previously made by SGR to the SuperCentral Governing Rules continue to apply to the Superannuation Fund notwithstanding that the amendment power conferred on SGR has terminated.

Release of amendment power

- j) SGR may by deed or written notice to the Trustee release the power conferred by clause 2(b) in which event:
 - i) the amendment power conferred on SGR terminates; and
 - ii) amendments previously made by SGR to the SuperCentral Governing Rules continue to apply to the Superannuation Fund notwithstanding that the amendment power conferred on SGR has terminated.

3. Trust Deed, Annexure & SuperCentral Governing Rules

Deed includes annexue, rules and schedules

- a) This Trust Deed includes the Annexure to this Deed and the SuperCentral Governing Rules.

Incorporation of SuperCentral governing Rules

- b) For the purposes of Clause 3(a), the SuperCentral Governing Rules are expressly incorporated into this Trust Deed as if they had been set out at length in this Trust Deed.

Identification of SuperCentral Governing Rules

- c) The SuperCentral Governing Rules are the Rules set out as an attachment to the Deed dated 7th February 2006 made by SGR as those Rules are subsequently amended from time to time by SGR pursuant to clause 2(b).

Inconsistency between parts of deed

- d) Where any provision of the SuperCentral Governing Rules or of the Annexure is inconsistent with the Deed, then to the extent of the inconsistency, the provision of the Deed shall take precedence.

Executed as a Deed

SIGNED SEALED AND DELIVERED

Trustee 1:

Thomas Witzens


Signature:



Full name of witness:

DAVID B Jones


Witness signature:



Trustee 2:

Julie Way

Signature:




Full name of witness:

Dean Sheehan

~~Julie Theresa Way~~

Witness signature:



Annexure

Part 1: Trustees - Consent and Declaration

We each understand that it is proposed to establish a superannuation fund which will be both a regulated superannuation fund and also a self managed superannuation fund.

We each individually hereby consent to act as a Trustee of the fund.

To this end we each wish to confirm, as at the date of this declaration, that in relation to ourselves:

- a) we have attained the age of 18 years;
- b) no notice of disqualification has been made in respect of any of us pursuant to s120A of the Superannuation Industry (Supervision) Act, 1993;
- c) we are not an insolvent under administration;
- d) no civil penalty order under the Superannuation Industry (Supervision) Act, 1993 has been made against us;
- e) we have not been convicted (whether in Australia or elsewhere) of any offence involving dishonest conduct.

We each individually understand that should any of the matters listed in paragraphs (b) to (e) subsequently apply to any of us, that we will cease to be eligible to act as a trustee of a superannuation fund regulated under the Superannuation Industry (Supervision) Act 1993 and that we will immediately advise our fellow trustees and that we will, as and when required by our fellow trustees, resign as a trustee.


Trustee 1:

Thomas Witzens

Address:

42 Folingsby Street, Weston, ACT, 2611

Signature:




Trustee 2:

Julie Way

Address:

42 Folingsby Street, Weston, ACT, 2611

Signature:



Part 2: Schedule of Members

Member 1: Thomas Witzens
Date of birth: 15/06/1965
Address: 42 Folingsby Street, Weston, ACT, 2611


Member 2: Julie Way
Date of birth: 20/02/1964
Address: 42 Folingsby Street, Weston, ACT, 2611

We each confirm that we each have (and know that we each have) access to a Product Disclosure Statement in respect of superannuation interests in the Superannuation Fund.

We each confirm that we understand that as members of the Superannuation Fund we will be bound by the provisions of the Trust Deed (including the provisions of the SuperCentral Governing Rules) which apply to the Fund as those provisions are from time to time amended.


Member 1: Thomas Witzens
Address: 42 Folingsby Street, Weston, ACT, 2611

Signature:



Member 2: Julie Way
Address: 42 Folingsby Street, Weston, ACT, 2611

Signature:



Part 3: Tax File Number Authorisations

Each of the Initial Members understand that there is no legal obligation to provide to the Trustee their Tax File Number ("TFN") but are aware that the consequences of not providing their TFN.

Each of the Initial Members individually authorise the Trustee to use their TFNs in the manner set out below.

Statutory Basis for requesting your TFN

The Trustees are authorised under the Superannuation Industry (Supervision) Act, 1993 to request and collect TFNs of members and prospective members of the Fund.

Uses to which TFN's will be put

If a member or prospective member provides their TFN, the Trustees are only permitted to use the TFN for lawful purposes including:

- a) identifying the members/prospective members superannuation benefits where other information is not sufficient;
- b) calculating tax due on any ETP payable to the member/prospective member;
- c) providing the TFN to the Commissioner of Taxation for the purpose of assessing any tax on any ETP payable to the member/prospective member and for assessing any surcharge payable on superannuation contributions and other amounts made by or for the member/prospective member); and
- d) providing the TFN to the Commissioner of Taxation for the purpose of determining an entitlement of members to a Government Co-Contribution under the Superannuation (Government Co-Contribution for Low Income Earners) Act 2003.

The lawful purposes to which TFNs are used may, because of legislative changes, alter in the future.

No obligation to provide TFN

A member/prospective member is under no legal obligation to provide their TFN. Consequently, by not providing their TFN, a member/prospective member will have committed no offence.

Consequences of not providing TFN

If a member/prospective member does not provide their TFN then the following may happen:

- a) more tax than is otherwise due may be withheld from benefits paid to you from the Fund;
- b) superannuation surcharge or a greater amount of surcharge may be payable in respect of surchargeable contributions of members than would otherwise be the case;
- c) it may be more difficult to locate, identify and consolidate superannuation benefits in other funds; and
- d) an entitlement to a Government Co-Contribution may not be payable.

The consequences of not providing TFNs may, because of legislative changes, alter in the future.

Providing TFN to other Superannuation bodies


The Trustees may provide your TFN to the trustee of another superannuation fund or to a Retirement Savings Account provider where that trustee or provider is to receive from the Fund any of the transferred/rolled over benefits of a member or prospective member. However, a TFN will not be provided to another superannuation body if the member/prospective member instructs the Trustees not to provide their TFN.

The Trustees may provide your TFN to the Commissioner of Taxation.

Member 1:

Thomas Witzens


Signature:



Member 2:

Julie Way

Signature:





INDIVIDUALS

SEGMENT

SMSF TRUSTEES

AUDIENCE

INSTRUCTIONS AND FORM

FORMAT

NAT 71089-06.2007

PRODUCT ID



Australian Government

Australian Taxation Office

Trustee declaration

To be completed by trustees and directors of corporate trustees of self managed super funds.



Read this declaration in conjunction with *Self managed super funds – Key messages for trustees* (NAT 71128).

WHO SHOULD COMPLETE THIS DECLARATION?

You must complete this declaration if you became, on or after 1 July 2007, a **new** trustee (or director of a corporate trustee) of:

- a **new** self managed super fund (SMSF), or
- an **existing** SMSF.

You must sign this declaration within 21 days of becoming a trustee or director of a corporate trustee of a SMSF.

! You do not have to complete this declaration if you were appointed as a trustee or director before 1 July 2007.

INFORMATION YOU NEED TO READ

Make sure you read *Self managed super funds – Key messages for trustees* (NAT 71128). It highlights some of the key points from the declaration and some important messages for you.

BEFORE COMPLETING THIS DECLARATION

Before you complete and sign this declaration, make sure you:

- read each section of it, and
- understand all the information it contains.

➤ If you have any difficulties completing this declaration or you do not fully understand the information it contains:

- speak to a professional adviser
- visit our website at www.ato.gov.au, or
- phone us on **13 10 20**.

If you're not familiar with some of the terms used in this declaration or you need more information, refer to *Self managed superannuation funds – Role and responsibilities of trustees* (NAT 11032).

WHEN COMPLETING THIS DECLARATION

When you complete this declaration, remember to:

- insert the full name of the fund at the beginning
- sign and date it, and
- ensure it is signed and dated by a witness (anyone over the age of 18 years).

WHAT SHOULD I DO WITH THE DECLARATION?

You must keep your completed declaration for at least 10 years and make it available to us if we request it.

We recommend that you keep a copy of your completed declaration and *Self managed super funds – Key messages for trustees* (NAT 71128) and refer to them when making important decisions, such as those relating to investments, making contributions and paying a pension or lump sum.

! Do not send your completed declaration to us.



Self managed super fund trustee declaration

I understand that as an individual trustee or director of the corporate trustee of

Fund name

~~WITRENS~~ WITRENS SUPERANNUATION FUND

I am responsible for ensuring that the fund complies with the *Superannuation Industry (Supervision) Act 1993* (SISA) and other relevant legislation. The Commissioner of Taxation (the Commissioner) has the authority and responsibility for administering the legislation and enforcing the fund's compliance with the law.

If I do not comply with the legislation, the Commissioner may take the following actions:

- impose administrative penalties on me
- enter into agreements with me to rectify any contraventions of the legislation
- disqualify me from being a trustee or director of a corporate trustee of any superannuation fund in the future
- remove the fund's complying status resulting in a significant tax penalty on the fund, and
- prosecute me under the law, resulting in fines or imprisonment.

I must keep myself informed of changes to the legislation relevant to the operation of my fund and ensure the trust deed is kept up to date in accordance with the law and the needs of the members.

SOLE PURPOSE

I understand it is my responsibility to ensure the fund is maintained for the purpose of providing benefits to its members upon their retirement (or attainment of a certain age) or their beneficiaries if a member dies.

TRUSTEE DUTIES

I understand that by law I must:

- act honestly in all matters concerning the fund
 - exercise skill, care and diligence in managing the fund
 - act in the best interests of all the members of the fund
 - ensure that my money and other assets are kept separate from the money and other assets of the fund
 - take appropriate action to protect the fund's assets (for example, have sufficient evidence of the ownership of fund assets)
 - not enter into any contract, or do anything, that would prevent me from, or hinder me in, properly performing or exercising my functions or powers as a trustee or director of the corporate trustee of the fund
 - prepare and implement an investment strategy that takes the whole of the fund's circumstances into account, which includes, but is not limited to
 - the risks associated with the fund's investments
 - the likely return from investments, taking into account the fund's objectives and expected cash flow requirements
 - investment diversity and the fund's exposure to risk due to inadequate diversification, and
 - the liquidity of the fund's investments having regard to the fund's expected cash flow requirements in discharging its existing and prospective liabilities, and
- allow all members of the fund to have access to information and documents as required, including details about
- the financial situation of the fund
 - the investments of the fund, and
 - the members' benefit entitlements.

Investment restrictions

I understand that, as a trustee or director of the corporate trustee of the fund, subject to certain limited exceptions specified in the law, I am prohibited from the following:

lending money of the fund to, or providing financial assistance to, a member of the fund or a member's relative (financial assistance means any assistance that improves the financial position of a person directly or indirectly including the provision of credit)

- acquiring assets (other than listed securities, business real property or managed funds) for the fund from members or associates or other related parties of the fund
 - borrowing money (or maintaining an existing borrowing) on behalf of the fund
 - having more than 5% of the fund's total assets at any time of the year as loans to, or investments in, related parties of the fund (including trusts) and assets subject to a lease or lease arrangement between the trustee and a member, relative or other related party (these assets are in-house assets), and
- entering into investments on behalf of the fund that are not made or maintained on an arm's length (commercial) basis, ensuring that the purchase or sale price of the fund's assets reflect market value.

Accepting contributions and paying a benefit

I understand that I can only accept contributions and pay benefits (pensions or lump sums) to members or their beneficiaries when the conditions specified in the law and the fund's governing rules (including its trust deed) have been met.

Administration

I understand that the trustees of the fund must:

- keep and retain for at least 10 years
 - minutes of all trustee meetings at which matters affecting the fund were considered (this includes investment decisions and decisions to appoint members and trustees)
 - records of all changes of trustees, including directors of the corporate trustee
 - each trustee's consent to be appointed as a trustee of the fund or a director of the corporate trustee, and
 - all trustee declarations
- ensure that the following are prepared and retained for at least 5 years
 - a statement of financial position
 - an operating statement, and
 - accounts and statements that correctly record and explain the transactions and financial position of the fund
- notify the Tax Office within 28 days of any changes in
 - trustees, directors of the corporate trustee or members of the fund
 - fund name
 - details of the contact person, contact phone and facsimile numbers, and
 - the postal address, registered address, or address for service of notices for the fund
- notify the Tax Office in writing as soon as practicable (not later than 28 days) after becoming aware that the fund has ceased to be a self managed superannuation fund or ceased to exist
- ensure that an approved auditor is appointed to audit the fund for each income year and provide that auditor with documents as requested, and
- lodge the fund's annual return by the due date.

DECLARATION

By signing this declaration I acknowledge that I understand my duties and responsibilities as a trustee or director of the corporate trustee of the self managed superannuation fund named on this declaration (or if the fund's name changes, that name). I understand that:

- I must ensure this document is retained for at least 10 years or while I remain a trustee or director of the corporate trustee (whichever is longer) and if I fail to do this, penalties may apply, and
- I may have to make this document available for inspection by a member of staff of the Tax Office and if I fail to do this, penalties may apply.

Trustee's or director's name

The Way

Trustee's or director's signature

The Way

Date

Day: 05 / Month: 06 / Year: 2009

Witness' name (witness must be over the age of 18 years)

James Smith

Witness' signature

James Smith

Date

Day: 05 / Month: 06 / Year: 2009

INDIVIDUALS

SMSF TRUSTEES

INSTRUCTIONS AND FORM

NAT 71089-06.2007

SEGMENT

AUDIENCE

FORMAT

PRODUCT ID



Australian Government

Australian Taxation Office

Trustee declaration

To be completed by trustees and directors of corporate trustees of self managed super funds.



Read this declaration in conjunction with *Self managed super funds – Key messages for trustees* (NAT 71128).

WHO SHOULD COMPLETE THIS DECLARATION?

You must complete this declaration if you became, on or after 1 July 2007, a **new trustee** (or director of a corporate trustee) of:

- a **new self managed super fund** (SMSF), or
- an **existing SMSF**.

You must sign this declaration within 21 days of becoming a trustee or director of a corporate trustee of a SMSF.

! You do not have to complete this declaration if you were appointed as a trustee or director before 1 July 2007.

INFORMATION YOU NEED TO READ

Make sure you read *Self managed super funds – Key messages for trustees* (NAT 71128). It highlights some of the key points from the declaration and some important messages for you.

BEFORE COMPLETING THIS DECLARATION

Before you complete and sign this declaration, make sure you:

- read each section of it, and
- understand all the information it contains.

- If you have any difficulties completing this declaration or you do not fully understand the information it contains:
- speak to a professional adviser
 - visit our website at www.ato.gov.au, or
 - phone us on 13 10 20.

If you're not familiar with some of the terms used in this declaration or you need more information, refer to *Self managed superannuation funds – Role and responsibilities of trustees* (NAT 11032).

WHEN COMPLETING THIS DECLARATION

When you complete this declaration, remember to:

- insert the full name of the fund at the beginning
- sign and date it, and
- ensure it is signed and dated by a witness (anyone over the age of 18 years).

WHAT SHOULD I DO WITH THE DECLARATION?

You must keep your completed declaration for at least 10 years and make it available to us if we request it.

We recommend that you keep a copy of your completed declaration and *Self managed super funds – Key messages for trustees* (NAT 71128) and refer to them when making important decisions, such as those relating to investments, making contributions and paying a pension or lump sum.

! Do not send your completed declaration to us.

© COMMONWEALTH OF AUSTRALIA 2007

This work is copyright. Apart from any use as permitted under the *Copyright Act 1968*, no part may be reproduced by any process without prior written permission from the Commonwealth. Requests and inquiries concerning reproduction and rights should be addressed to the Commonwealth Copyright Administration, Attorney-General's Department, Robert Garran Offices, National Circuit, Barton ACT 2600 or posted at <http://www.ag.gov.au/cca>

PUBLISHED BY

Australian Taxation Office
Canberra
June 2007

JS 8156



Self managed super fund trustee declaration

I understand that as an individual trustee or director of the corporate trustee of

Fund name

WITREWS SUPER ANNUATION FUND

I am responsible for ensuring that the fund complies with the *Superannuation Industry (Supervision) Act 1993 (SISA)* and other relevant legislation. The Commissioner of Taxation (the Commissioner) has the authority and responsibility for administering the legislation and enforcing the fund's compliance with the law.

If I do not comply with the legislation, the Commissioner may take the following actions:

- impose administrative penalties on me
- enter into agreements with me to rectify any contraventions of the legislation
- disqualify me from being a trustee or director of a corporate trustee of any superannuation fund in the future
- remove the fund's complying status resulting in a significant tax penalty on the fund, and
- prosecute me under the law, resulting in fines or imprisonment.

I must keep myself informed of changes to the legislation relevant to the operation of my fund and ensure the trust deed is kept up to date in accordance with the law and the needs of the members.

SOLE PURPOSE

I understand it is my responsibility to ensure the fund is maintained for the purpose of providing benefits to its members upon their retirement (or attainment of a certain age) or their beneficiaries if a member dies.

TRUSTEE DUTIES

I understand that by law I must:

- act honestly in all matters concerning the fund
- exercise skill, care and diligence in managing the fund
- act in the best interests of all the members of the fund
- ensure that my money and other assets are kept separate from the money and other assets of the fund
- take appropriate action to protect the fund's assets (for example, have sufficient evidence of the ownership of fund assets)
- not enter into any contract, or do anything, that would prevent me from, or hinder me in, properly performing or exercising my functions or powers as a trustee or director of the corporate trustee of the fund
- prepare and implement an investment strategy that takes the whole of the fund's circumstances into account, which includes, but is not limited to
 - the risks associated with the fund's investments
 - the likely return from investments, taking into account the fund's objectives and expected cash flow requirements
 - investment diversity and the fund's exposure to risk due to inadequate diversification, and
 - the liquidity of the fund's investments having regard to the fund's expected cash flow requirements in discharging its existing and prospective liabilities, and
- allow all members of the fund to have access to information and documents as required, including details about
 - the financial situation of the fund
 - the investments of the fund, and
 - the members' benefit entitlements.

Investment restrictions

I understand that, as a trustee or director of the corporate trustee of the fund, subject to certain limited exceptions specified in the law, I am prohibited from the following:

- lending money of the fund to, or providing financial assistance to, a member of the fund or a member's relative (financial assistance means any assistance that improves the financial position of a person directly or indirectly including the provision of credit)
- acquiring assets (other than listed securities, business real property or managed funds) for the fund from members or associates or other related parties of the fund
- borrowing money (or maintaining an existing borrowing) on behalf of the fund
- having more than 5% of the fund's total assets at any time of the year as loans to, or investments in, related parties of the fund (including trusts) and assets subject to a lease or lease arrangement between the trustee and a member, relative or other related party (these assets are in-house assets), and
- entering into investments on behalf of the fund that are not made or maintained on an arm's length (commercial) basis, ensuring that the purchase or sale price of the fund's assets reflect market value.

Accepting contributions and paying a benefit

I understand that I can only accept contributions and pay benefits (pensions or lump sums) to members or their beneficiaries when the conditions specified in the law and the fund's governing rules (including its trust deed) have been met.

Administration

I understand that the trustees of the fund must:

- keep and retain for at least 10 years
 - minutes of all trustee meetings at which matters affecting the fund were considered (this includes investment decisions and decisions to appoint members and trustees)
 - records of all changes of trustees, including directors of the corporate trustee
 - each trustee's consent to be appointed as a trustee of the fund or a director of the corporate trustee, and
 - all trustee declarations
- ensure that the following are prepared and retained for at least 5 years
 - a statement of financial position
 - an operating statement, and
 - accounts and statements that correctly record and explain the transactions and financial position of the fund
- notify the Tax Office within 28 days of any changes in
 - trustees, directors of the corporate trustee or members of the fund
 - fund name
 - details of the contact person, contact phone and facsimile numbers, and
 - the postal address, registered address, or address for service of notices for the fund
- notify the Tax Office in writing as soon as practicable (not later than 28 days) after becoming aware that the fund has ceased to be a self managed superannuation fund or ceased to exist
- ensure that an approved auditor is appointed to audit the fund for each income year and provide that auditor with documents as requested, and
- lodge the fund's annual return by the due date.

DECLARATION

By signing this declaration I acknowledge that I understand my duties and responsibilities as a trustee or director of the corporate trustee of the self managed superannuation fund named on this declaration (or if the fund's name changes, that name). I understand that:

- I must ensure this document is retained for at least 10 years or while I remain a trustee or director of the corporate trustee (whichever is longer) and if I fail to do this, penalties may apply, and
- I may have to make this document available for inspection by a member of staff of the Tax Office and if I fail to do this, penalties may apply.

Trustee's or director's name

THOMAS WITROUWS

Trustee's or director's signature

[Handwritten Signature]

Date

Day: 05 / Month: 06 / Year: 2007

Witness' name (witness must be over the age of 18 years)

SHARON DAVEN

Witness' signature

[Handwritten Signature]

Date

Day: 05 / Month: 06 / Year: 2007



THE TRUSTEE FOR WITZENS
SUPERANNUATION FUND
PO BOX 536
FYSHWICK ACT 2609

Date of Issue
08 December 2008

Client Enquiries
Telephone: 13 28 66
Facsimile: 1300 130 911

Dear Sir/Madam

**Notification of your Australian business number
For your information**

Thank you for your recent request to register for an Australian business number (ABN).

I am pleased to advise that you are now registered in the Australian Business Register.

Your Australian business number is **89 707 449 953**.

Your ABN registration is effective as of **2 December 2008**.

We have enclosed a list of details recorded about your business or organisation. Please check that these details are correct.

Please note that some of the information collected will be available to the public on the Australian Business Register at www.abr.business.gov.au. The Registrar may also provide selected information to other government agencies authorised by law to receive it.

You are required to notify the Australian Business Registrar of any changes to the information recorded on the register within 28 days of becoming aware of the change. If your details have changed, please phone **13 28 66** between 8.00am and 6.00pm, Monday to Friday.

Deductible gift recipient, Income tax exempt fund and/or tax concession charity

If you have indicated that you require endorsement as a deductible gift recipient, income tax exempt fund and/or tax concession charity, an application will issue shortly.

More information

We have enclosed information about a range of helpful tax products and services for business, including our free online services and how easily you can access them.

If you need any further information, please visit our website at www.ato.gov.au or phone us on **13 28 66** between 8.00am and 6.00pm, Monday to Friday.

Protecting your privacy when you phone us

If you phone us, we need to know we are talking to the correct person before providing information. We will ask you for details *only you or your authorised representative would know*. It would be helpful if you have your tax file number or Australian business number ready when you phone us.

Your review rights

Your date of registration is a reviewable ABN decision. If you are not happy with this decision, you may request a review of the decision by the Administrative Appeals Tribunal. You would need to request a review within 28 days from the date this notice was issued.

Yours faithfully

Michael D'Ascenzo
Registrar of the Australian Business Register and
Commissioner of Taxation



Australian Business Register

Australian business number(ABN) : 89 707 449 953

Entity name : THE TRUSTEE FOR WITZENS
SUPERANNUATION FUND

Trading Name : not applicable
(See reverse for additional trading names.)

ABN Status : Registered

ABN Registration Date : 2 December 2008

Postal Address : PO BOX 536
FYSHWICK ACT 2609

Business Address : 42 FOLINGSBY STREET
WESTON ACT 2611

Type of Entity : Regulated Self Managed Super Fund

Industry Code (ANZSIC) : 63300

Trustee Name : MRS JULIE THERESE WAY
(See reverse for additional trustee names.)

Continued...

Australian Business Register details continued.

Other trading name/s : not applicable
Other trustee name/s : MR THOMAS WITRZENS

Financial statements and reports for the year ended
30 June 2022

Witrzens Superannuation fund

Prepared for: Thomas Witrzens and Julie Therese Way

Witizens Superannuation fund
Reports Index

Statement of Financial Position

Operating Statement

Notes to the Financial Statements

Statement of Taxable Income

Trustees Declaration

Investment Summary

Investment Performance

Members Statement

Members Summary

SMSF Annual Return

Capital Gains Schedule

Lodgement Declaration

Witzens Superannuation fund

Statement of Financial Position

As at 30 June 2022

	Note	2022 \$	2021 \$
Assets			
Investments			
Managed Investments (Australian)	2	46,820.85	67,492.78
Shares in Listed Companies (Australian)	3	601,176.78	623,122.26
Shares in Listed Companies (Overseas)	4	53,636.13	51,207.93
Units in Listed Unit Trusts (Australian)	5	36,681.71	47,243.12
Total Investments		<u>738,315.47</u>	<u>789,066.09</u>
Other Assets			
Sundry Debtors		20,394.00	0.00
Reinvestment Residual Account		300.46	277.77
Distributions Receivable		2,991.30	11,679.40
Macquarie Cash Management Trust 687584		94,556.28	73,857.04
Expand Inv Cash		12,991.86	1,936.98
Income Tax Refundable		0.00	1,354.22
Total Other Assets		<u>131,233.90</u>	<u>89,105.41</u>
Total Assets		<u>869,549.37</u>	<u>878,171.50</u>
Less:			
Liabilities			
Income Tax Payable		196.01	0.00
Sundry Creditors		2,970.00	0.00
Total Liabilities		<u>3,166.01</u>	<u>0.00</u>
Net assets available to pay benefits		<u>866,383.36</u>	<u>878,171.50</u>
Represented by:			
Liability for accrued benefits allocated to members' accounts	7, 8		
Witzens, Thomas - Accumulation		866,383.36	878,171.50
Total Liability for accrued benefits allocated to members' accounts		<u>866,383.36</u>	<u>878,171.50</u>

Witzens Superannuation fund**Operating Statement**

For the year ended 30 June 2022

	Note	2022	2021
		\$	\$
Income			
Investment Income			
Trust Distributions	11	3,565.67	12,280.97
Dividends Received	10	36,986.25	17,350.38
Interest Received		84.40	71.52
Contribution Income			
Employer Contributions		20,310.14	957.60
Personal Concessional		7,000.00	0.00
Personal Non Concessional		123.99	46.47
Total Income		<u>68,070.45</u>	<u>30,706.94</u>
Expenses			
Accountancy Fees		2,970.00	2,890.00
Administration Costs		0.00	137.50
ATO Supervisory Levy		259.00	259.00
Bank Charges		0.00	2.50
Investment Expenses		471.74	727.21
		<u>3,700.74</u>	<u>4,016.21</u>
Investment Losses			
Changes in Market Values	12	75,922.13	(150,844.25)
Total Expenses		<u>79,622.87</u>	<u>(146,828.04)</u>
Benefits accrued as a result of operations before income tax			
		<u>(11,552.42)</u>	<u>177,534.98</u>
Income Tax Expense	13	1,291.23	(1,354.22)
Benefits accrued as a result of operations		<u>(12,843.65)</u>	<u>178,889.20</u>

Notes to the Financial Statements

For the year ended 30 June 2022

Note 1: Summary of Significant Accounting Policies

The trustees have prepared the financial statements on the basis that the Superannuation Fund is not a reporting entity because it is not publicly accountable and is not required by law or governing document to prepare financial statements that comply with Australian Accounting Standards. The financial statements are therefore special purpose financial statements that have been prepared in order to meet the requirements of the Superannuation Industry (Supervision) Act 1993 and associated Regulations, the trust deed of the Fund and the needs of members.

The financial statements have been prepared on a cash basis and are based on historical costs, except for investments which have been measured at market value.

The following significant accounting policies, which are consistent with the policies applied in the previous period unless otherwise stated, have been adopted in the preparation of the financial statements.

The financial statements were authorised for issue by the Trustee(s).

a. Measurement of Investments

The Fund initially recognises:

- (i) an investment when it controls the future economic benefits expected to flow from the asset. For financial assets, the trade date is considered to be the date on which control of the future economic benefits attributable to the asset passes to the Fund; and
- (ii) a financial liability on the date it becomes a party to the contractual provisions of the instrument.

Investments of the Fund have been measured at market value, which refers to the amount that a willing buyer could reasonably be expected to pay to acquire an asset from a willing seller if the following assumptions were made:

- that the buyer and the seller deal with each other at arm's length in relation to the sale;
- that the sale occurred after proper marketing of the asset; and
- that the buyer and the seller acted knowledgeably and prudentially in relation to the sale.

Market value has been determined as follows:

- (i) shares and other securities listed on the Australian Securities Exchange by reference to the relevant market quotations at the end of the reporting period;
- (ii) units in managed funds by reference to the unit redemption price at the end of the reporting period;
- (iii) fixed-interest securities by reference to the redemption price at the end of the reporting period;
- (iv) unlisted investments are stated at trustees' assessment based on estimated market value at balance date or where necessary, an external valuer's opinion; and
- (v) investment properties at the trustees' assessment of the market value or where necessary a qualified independent valuer's opinion at the end of reporting period.

Financial liabilities, such as trade creditors and other payables, are measured at the gross value of the outstanding balance at the end of the reporting period. The trustees have determined that the gross values of the Fund's financial liabilities is equivalent to their market values. Any remeasurement changes in the gross values of non-current financial liabilities (including liabilities for members' accrued benefits) are recognised in the operating statement in the periods in which they occur.

b. Cash and Cash Equivalents

Cash and cash equivalents include cash on hand and at call, deposits with banks and short-term, highly liquid investments that are readily convertible to cash and subject to an insignificant risk of change in value.

c. Revenue

Revenue is recognised to the extent that it is probable that the economic benefits will flow to the Fund and the revenue can be reliably measured. Revenue is recognised at the fair value of the consideration received or receivable.

Notes to the Financial Statements

For the year ended 30 June 2022

Interest revenue

Interest revenue is recognised in respect of fixed-interest securities, and cash and cash equivalent balances. Interest revenue is recognised upon receipt.

Dividend revenue

Dividend revenue is recognised when the dividend has been paid or, in the case of dividend reinvestment schemes, when the dividend is credited to the benefit of the fund.

Rental revenue

Rental revenue arising from operating leases on investment properties is recognised upon receipt.

Distribution revenue

Distributions from unit trusts and managed funds are recognised as at the date the unit value is quoted ex-distribution and if not received at the end of the reporting period, are reflected in the statement of financial position as a receivable at market value.

Remeasurement changes in market values

Remeasurement changes in the market values of assets are recognised as income and determined as the difference between the market value at year-end or consideration received (if sold during the year) and the market value as at the prior year-end or cost (if acquired during the period).

Contributions

Contributions and transfers in are recognised when the control and the benefits from the revenue have been attained and are recorded by the Fund, gross of any taxes, in the period to which they relate.

d. Liability for Accrued Benefits

The liability for accrued benefits represents the Fund's present obligation to pay benefits to members and beneficiaries, and has been calculated as the difference between the carrying amount of the assets and the carrying amount of the other payables and income tax liabilities as at the end of the reporting period.

e. Critical Accounting Estimates and Judgements

The preparation of financial statements requires the trustees to make judgements, estimates and assumptions that affect the application of accounting policies and the reported amounts of assets and liabilities, income and expenses. Actual results may differ from these estimates.

Estimates and underlying assumptions are reviewed on an ongoing basis. Revisions to accounting estimates are recognised in the period in which the estimate is revised and in any future period affected.

Note 2: Managed Investments (Australian)

	2022 \$	2021 \$
Taam New Asia	46,820.85	67,492.78
	46,820.85	67,492.78

Note 3: Shares in Listed Companies (Australian)

	2022 \$	2021 \$
AMP Limited	1,606.31	1,892.25

Witizens Superannuation fund
Notes to the Financial Statements
For the year ended 30 June 2022

Australia And New Zealand Banking Group Limited	46,351.12	56,328.15
BHP Group Limited	29,823.75	35,116.11
Bluescope Steel Limited	19,207.20	26,527.68
Commonwealth Bank Of Australia.	43,924.68	46,739.16
Cimic Group Limited	0.00	18,336.06
CSL Limited	30,672.84	22,815.20
Crown Resorts Limited	0.00	28,643.55
Endeavour Group Limited	1,597.27	0.00
Insurance Australia Group Limited	24,926.12	28,447.08
Lynas Rare Earths Limited	4,365.00	0.00
Macquarie Group Limited	144,439.78	109,031.71
National Australia Bank Limited	81,567.42	74,595.90
Origin Energy Limited	3,036.90	2,300.10
RIO Tinto Limited	44,777.20	48,376.48
South32 Limited	2,848.62	2,118.39
Steadfast Group Limited	5,020.00	0.00
Suncorp Group Limited	47,389.68	45,173.26
Telstra Corporation Limited.	12,832.05	12,280.16
Treasury Wine Estates Limited	2,712.65	2,791.52
Unibail-rodamco-westfield	376.00	568.00
Virgin Money Uk Plc	903.89	1,505.12
Westpac Banking Corporation	40,969.50	51,490.95
Woodside Energy Group Ltd	4,139.20	0.00
Woolworths Group Limited	7,689.60	8,045.43
	601,176.78	623,122.26

Note 4: Shares in Listed Companies (Overseas)

	2022	2021
	\$	\$
Chorus Limited - Ordinary Fully Paid	11,639.46	10,158.09
Spark New Zealand Limited - Ordinary Fully Paid Foreign Exempt Nzx	41,996.67	41,049.84
	53,636.13	51,207.93

Note 5: Units in Listed Unit Trusts (Australian)

2022	2021
------	------

Witzens Superannuation fund
Notes to the Financial Statements

For the year ended 30 June 2022

	\$	\$
Goodman Group	5,887.20	6,986.10
GPT Group	1,266.00	1,470.00
Lendlease Group	28,559.85	35,399.94
Scentre Group	968.66	1,024.76
Sydney Airport	0.00	2,362.32
	36,681.71	47,243.12

Note 6: Banks and Term Deposits

	2022 \$	2021 \$
Banks		
Expand Inv Cash	12,991.86	1,936.98
Macquarie Cash Management Trust 687584	94,556.28	73,857.04
	107,548.14	75,794.02

Note 7: Liability for Accrued Benefits

	2022 \$	2021 \$
Liability for accrued benefits at beginning of year	878,171.50	699,282.30
Benefits accrued as a result of operations	(12,843.65)	178,889.20
Current year member movements	1,055.51	0.00
	866,383.36	878,171.50

Note 8: Vested Benefits

Vested benefits are benefits that are not conditional upon continued membership of the fund (or any factor other than resignation from the plan) and include benefits which members were entitled to receive had they terminated their fund membership as at the end of the reporting period.

	2022 \$	2021 \$
Vested Benefits	866,383.36	878,171.50

Note 9: Guaranteed Benefits

No guarantees have been made in respect of any part of the liability for accrued benefits.

Note 10: Dividends

2022	2021
------	------

Notes to the Financial Statements

For the year ended 30 June 2022

	\$	\$
AMP Limited	0.00	168.20
Australia And New Zealand Banking Group Limited	2,877.42	1,175.25
BHP Group Limited	7,336.18	1,493.65
Bluescope Steel Limited	833.52	169.12
CSL Limited	289.38	225.50
Chorus Limited - Ordinary Fully Paid	697.99	169.25
Cimic Group Limited	945.54	0.00
Commonwealth Bank Of Australia.	1,770.75	1,133.94
Endeavour Group Limited	41.15	0.00
Insurance Australia Group Limited	0.00	380.59
Macquarie Group Limited	4,274.31	2,155.05
National Australia Bank Limited	3,656.03	1,491.00
Origin Energy Limited	103.13	110.73
RIO Tinto Limited	5,627.70	2,669.76
South32 Limited	140.35	22.98
Spark New Zealand Limited - Ordinary Fully Paid Foreign Exempt Nzx	2,207.84	2,061.53
Suncorp Group Limited	2,923.20	1,422.64
Telstra Corporation Limited.	522.56	509.60
Treasury Wine Estates Limited	66.92	54.97
Virgin Money Uk Plc	25.88	0.00
Westpac Banking Corporation	2,446.89	1,727.98
Woolworths Group Limited	199.51	208.64
	36,986.25	17,350.38

Note 11: Trust Distributions

	2022 \$	2021 \$
Scentre Group	53.27	26.17
Insurance Australia Group Limited	1,055.51	0.00
Lendlease Group	568.02	583.78
GPT Group	69.60	67.50
Taam New Asia	2,784.03	11,504.52
Goodman Group	90.75	99.00
	4,621.18	12,280.97

Witzrens Superannuation fund
Notes to the Financial Statements

For the year ended 30 June 2022

Note 12: Changes in Market Values

Unrealised Movements in Market Value

	2022	2021
	\$	\$
Managed Investments (Australian)		
Taam New Asia	(20,671.93)	13,363.03
	<u>(20,671.93)</u>	<u>13,363.03</u>
Shares in Listed Companies (Australian)		
AMP Limited	(285.94)	(1,227.86)
Australia And New Zealand Banking Group Limited	(12,839.57)	18,935.12
BHP Group Limited	(5,292.36)	9,218.25
Bluescope Steel Limited	(7,320.48)	12,406.16
CSL Limited	(763.74)	(144.80)
Cimic Group Limited	(2,074.34)	(4,023.18)
Commonwealth Bank Of Australia.	(4,605.03)	14,130.19
Crown Resorts Limited	(17,212.90)	5,387.20
Endeavour Group Limited	738.72	0.00
Insurance Australia Group Limited	(4,576.29)	(3,306.02)
Lynas Rare Earths Limited	(449.95)	0.00
Macquarie Group Limited	1,338.67	26,342.19
National Australia Bank Limited	3,333.92	22,696.17
Origin Energy Limited	632.60	(648.84)
RIO Tinto Limited	(9,257.67)	10,597.61
South32 Limited	730.23	643.47
Steadfast Group Limited	130.05	0.00
Suncorp Group Limited	(707.72)	7,561.20
Telstra Corporation Limited.	290.61	2,059.10
Treasury Wine Estates Limited	(78.87)	286.80
Unibail-rodamco-westfield	(192.00)	164.00
Virgin Money Uk Plc	(601.23)	828.22
Westpac Banking Corporation	(12,973.73)	15,279.01
Woodside Energy Group Ltd	270.40	0.00
Woolworths Group Limited	312.14	174.70

Notes to the Financial Statements

For the year ended 30 June 2022

	(71,454.48)	137,358.69
Shares in Listed Companies (Overseas)		
Chorus Limited - Ordinary Fully Paid	778.13	(1,747.26)
Spark New Zealand Limited - Ordinary Fully Paid Foreign Exempt Nzx	(1,260.67)	2,067.55
	(482.54)	320.29
Units in Listed Unit Trusts (Australian)		
GPT Group	(204.00)	219.00
Goodman Group	(1,098.90)	2,085.60
Lendlease Group	(7,368.99)	(2,839.70)
Scentre Group	(56.10)	213.18
Sydney Airport	(567.16)	48.96
	(9,295.15)	(272.96)
Total Unrealised Movement	(101,904.10)	150,769.05
Realised Movements in Market Value		
	2022	2021
	\$	\$
Shares in Listed Companies (Australian)		
Cimic Group Limited	4,132.28	0.00
Crown Resorts Limited	20,074.85	0.00
Sydney Airport	0.00	75.20
	24,207.13	75.20
Units in Listed Unit Trusts (Australian)		
Sydney Airport	1,774.84	0.00
	1,774.84	0.00
Total Realised Movement	25,981.97	75.20
Changes in Market Values	(75,922.13)	150,844.25
Note 13: Income Tax Expense		
	2022	2021
	\$	\$
The components of tax expense comprise		
Current Tax	1,291.23	(1,354.22)

Notes to the Financial Statements

For the year ended 30 June 2022

Income Tax Expense	1,291.23	(1,354.22)
--------------------	----------	------------

The prima facie tax on benefits accrued before income tax is reconciled to the income tax as follows:

Prima facie tax payable on benefits accrued before income tax at 15%	(1,574.54)	26,630.25
Less:		
Tax effect of:		
Non Taxable Contributions	18.60	6.97
Increase in MV of Investments	0.00	22,615.36
Realised Accounting Capital Gains	3,897.30	11.28
Accounting Trust Distributions	693.18	1,842.15
Add:		
Tax effect of:		
Decrease in MV of Investments	15,285.62	0.00
Franking Credits	1,898.44	842.86
Foreign Credits	1.23	28.25
Net Capital Gains	2,862.75	1,333.95
Taxable Trust Distributions	77.52	86.20
Distributed Foreign Income	13.99	8.14
Rounding	(0.23)	(0.69)
Income Tax on Taxable Income or Loss	13,955.70	4,453.20
Less credits:		
Franking Credits	12,656.28	5,619.08
Foreign Credits	8.19	188.34
Current Tax or Refund	1,291.23	(1,354.22)

Witzens Superannuation fund
Statement of Taxable Income

For the year ended 30 June 2022

	2022
	\$
Benefits accrued as a result of operations	(10,496.91)
Less	
Realised Accounting Capital Gains	25,981.97
Accounting Trust Distributions	4,621.18
Non Taxable Contributions	123.99
	<u>30,727.14</u>
Add	
Decrease in MV of investments	101,904.10
Franking Credits	12,656.28
Foreign Credits	8.19
Net Capital Gains	19,085.00
Taxable Trust Distributions	516.77
Distributed Foreign income	93.25
	<u>134,263.59</u>
	SMSF Annual Return Rounding (1.54)
	<u>93,038.00</u>
Taxable Income or Loss	<u>93,038.00</u>
Income Tax on Taxable Income or Loss	13,955.70
Less	
Franking Credits	12,656.28
Foreign Credits	8.19
CURRENT TAX OR REFUND	<u>1,291.23</u>
Supervisory Levy	259.00
AMOUNT DUE OR REFUNDABLE	<u>1,550.23</u>

Witzens Superannuation fund Trustees Declaration

The trustees have determined that the Fund is not a reporting entity and that these special purpose financial statements should be prepared in accordance with the accounting policies described in Note 1 to the financial statements.

The trustees declare that:

- (i) the financial statements and notes to the financial statements for the year ended 30 June 2022 present fairly, in all material respects, the financial position of the Superannuation Fund at 30 June 2022 and the results of its operations for the year ended on that date in accordance with the accounting policies described in Note 1 to the financial statements;
- (ii) the financial statements and notes to the financial statements have been prepared in accordance with the requirements of the trust deed; and
- (iii) the operation of the superannuation fund has been carried out in accordance with its trust deed and in compliance with the requirements of the Superannuation Industry (Supervision) Act 1993 and associated Regulations during the year ended 30 June 2022.

Specifically, the trustees declare that:

- in accordance with s120 of the Superannuation Industry (Supervision) Act 1993, no individual trustee has been or is a disqualified person;
- the Fund has satisfactory title to all assets, all assets are unencumbered and free from charge as prescribed by s50 of the Superannuation Industry (Supervision) Act 1993 and reg13.14 of the Superannuation Industry (Supervision) Regulations 1994; and
- to the knowledge of the trustees, there have been no events or transactions subsequent to the balance date which could have a material impact on the Fund. Where such events have occurred, the effect of such events has been accounted and noted in the Fund's financial statements.

Signed in accordance with a resolution of the trustees by:

.....
Thomas Witzens

Trustee

.....
Julie Therese Way

Trustee

14 December 2022

Witzens Superannuation fund

Investment Summary Report

As at 30 June 2022

Investment	Units	Market Price	Market Value	Average Cost	Accounting Cost	Unrealised Gain/(Loss)	Gain/(Loss)%	Portfolio Weight%
Cash/Bank Accounts								
Expand Inv Cash		12,991.860000	12,991.86	12,991.86	12,991.86			1.54 %
Macquarie Cash Management Trust 687584		94,556.280000	94,556.28	94,556.28	94,556.28			11.18 %
			107,548.14		107,548.14			12.71 %
Managed Investments (Australian)								
TGP0006AU Taam New Asia	23,366.03	2.003800	46,820.85	1.10	25,609.16	21,211.69	82.83 %	5.54 %
			46,820.85		25,609.16	21,211.69	82.83 %	5.54 %
Shares in Listed Companies (Australian)								
AMP.AX AMP Limited	1,682.00	0.955000	1,606.31	3.78	6,351.33	(4,745.02)	(74.71) %	0.19 %
ANZ.AX Australia And New Zealand Banking Group Limited	2,104.00	22.030000	46,351.12	19.31	40,635.19	5,715.93	14.07 %	5.48 %
BHP.AX BHP Group Limited	723.00	41.250000	29,823.75	27.59	19,947.72	9,876.03	49.51 %	3.53 %
BSL.AX Bluescope Steel Limited	1,208.00	15.900000	19,207.20	10.69	12,916.24	6,290.96	48.71 %	2.27 %
CBA.AX Commonwealth Bank Of Australia	486.00	90.380000	43,924.68	50.59	24,587.08	19,337.60	78.65 %	5.19 %
CSL.AX CSL Limited	114.00	269.060000	30,672.84	101.81	11,605.98	19,066.86	164.28 %	3.63 %
EDV.AX Endeavour Group Limited	211.00	7.570000	1,597.27	4.07	858.55	738.72	86.04 %	0.19 %
IAG.AX Insurance Australia Group Limited	5,717.00	4.360000	24,926.12	4.32	24,718.48	207.64	0.84 %	2.95 %
LYC.AX Lynas Rare Earths Limited	500.00	8.730000	4,365.00	9.63	4,814.95	(449.95)	(9.34) %	0.52 %
MQG.AX Macquarie Group Limited	878.00	164.510000	144,439.78	94.15	82,662.77	61,777.01	74.73 %	17.08 %
NAB.AX National Australia Bank Limited	2,978.00	27.390000	81,567.42	22.25	66,261.30	15,306.12	23.10 %	9.64 %
ORG.AX Origin Energy Limited	530.00	5.730000	3,036.90	11.88	6,295.11	(3,258.21)	(51.76) %	0.36 %
RIC.AX RIO Tinto Limited	436.00	102.700000	44,777.20	65.79	28,684.00	16,093.20	56.11 %	5.29 %
S32.AX South32 Limited	723.00	3.940000	2,848.62	2.11	1,524.53	1,324.09	86.85 %	0.34 %
SDF.AX Steadfast Group Limited	1,000.00	5.020000	5,020.00	4.89	4,889.95	130.05	2.66 %	0.59 %
SUN.AX Suncorp Group Limited	4,316.00	10.980000	47,389.68	8.42	36,333.01	11,056.67	30.43 %	5.60 %
TLS.AX Telstra Corporation Limited	3,333.00	3.850000	12,832.05	3.75	12,512.04	320.01	2.56 %	1.52 %
TWE.AX Treasury Wine Estates Limited	239.00	11.350000	2,712.65	3.37	804.94	1,907.71	237.00 %	0.32 %

Witrzens Superannuation fund
Investment Summary Report

As at 30 June 2022

Investment		Units	Market Price	Market Value	Average Cost	Accounting Cost	Unrealised Gain/(Loss)	Gain/(Loss)%	Portfolio Weight%
URW.AX	Unibail-rodamco-westfield	100.00	3.760000	376.00	16.81	1,681.39	(1,305.39)	(77.64) %	0.04 %
VLK.AX	Virgin Money UK Plc	409.00	2.210000	903.89	4.01	1,640.09	(736.20)	(44.89) %	0.11 %
WBC.AX	Westpac Banking Corporation	2,101.00	19.500000	40,969.50	23.44	49,242.77	(8,273.27)	(16.80) %	4.84 %
WDS.AX	Woodside Energy Group Ltd	130.00	31.840000	4,139.20	29.76	3,868.80	270.40	6.99 %	0.49 %
WOW.AX	Woolworths Group Limited	216.00	35.600000	7,689.60	24.92	5,382.43	2,307.17	42.86 %	0.91 %
				601,176.78		448,218.65	152,958.13	34.13 %	71.07 %
Shares in Listed Companies (Overseas)									
CNU.AX	Chorus Limited - Ordinary Fully Paid	1,813.00	6.420000	11,639.46	2.86	5,180.12	6,459.34	124.69 %	1.38 %
SPK.AX	Spark New Zealand Limited - Ordinary Fully Paid Foreign Exempt Nzx	9,699.00	4.330000	41,996.67	1.78	17,280.21	24,716.46	143.03 %	4.96 %
				53,636.13		22,460.33	31,175.80	138.80 %	6.34 %
Units in Listed Unit Trusts (Australian)									
GMG.AX	Goodman Group	330.00	17.840000	5,887.20	4.77	1,573.18	4,314.02	274.22 %	0.70 %
GPT.AX	GPT Group	300.00	4.220000	1,266.00	3.63	1,090.00	176.00	16.15 %	0.15 %
LLC.AX	Lendlease Group	3,135.00	9.110000	28,559.85	8.14	25,513.92	3,045.93	11.94 %	3.38 %
SCG.AX	Scentre Group	374.00	2.590000	968.66	3.09	1,157.25	(188.59)	(16.30) %	0.11 %
				36,681.71		29,334.35	7,347.36	25.05 %	4.34 %
				845,863.61		633,170.63	212,692.98	33.59 %	100.00 %

Witzens Superannuation fund

Investment Performance

As at 30 June 2022

Investment	Opening Value	Purchases / Additions	Sales / Reductions	Closing Value	Realised Market Gain	Unrealised Market Gain	Net Income	Income and Market Gain	Return %
Bank Accounts									
Expand Inv Cash	1,936.98	0.00	0.00	12,991.86	0.00	0.00	(449.64)	(449.64)	(23.21) %
Macquarie Cash Management Trust 687584	73,857.04	0.00	0.00	94,556.28	0.00	0.00	62.30	62.30	0.08 %
	75,794.02	0.00	0.00	107,548.14	0.00	0.00	(387.34)	(387.34)	(0.51) %
Managed Investments (Australian)									
TGP0006A Taam New Asia	67,492.78	0.00	0.00	46,820.85	0.00	(20,671.93)	2,784.03	(17,887.90)	(26.50) %
	67,492.78	0.00	0.00	46,820.85	0.00	(20,671.93)	2,784.03	(17,887.90)	(26.50) %
Shares in Listed Companies (Australian)									
AMP.AX AMP Limited	1,892.25	0.00	0.00	1,606.31	0.00	(285.94)	0.00	(285.94)	(15.11) %
ANZ.AX Australia And New Zealand Banking Group Limited	56,328.15	2,862.54	0.00	46,351.12	0.00	(12,839.57)	4,110.60	(8,728.97)	(14.75) %
BHP.AX BHP Group Limited	35,116.11	0.00	0.00	29,823.75	0.00	(5,292.36)	10,480.26	5,187.90	14.77 %
BSL.AX Bluescope Steel Limited	26,527.68	0.00	0.00	19,207.20	0.00	(7,320.48)	833.52	(6,486.96)	(24.45) %
CIM.AX Cimic Group Limited	18,336.06	0.00	16,261.72	0.00	4,132.28	(2,074.34)	1,026.58	3,084.52	148.70 %
CBA.AX Commonwealth Bank Of Australia.	46,739.16	1,790.55	0.00	43,924.68	0.00	(4,605.03)	2,529.64	(2,075.39)	(4.28) %
CWN.AX Crown Resorts Limited	28,643.55	0.00	11,430.65	0.00	20,074.85	(17,212.90)	0.00	2,861.95	16.63 %
CSL.AX CSL Limited	22,815.20	30,000.00	21,378.62	30,672.84	0.00	(763.74)	294.83	(468.91)	(1.49) %
EDV.AX Endeavour Group Limited	0.00	858.55	0.00	1,597.27	0.00	738.72	58.79	797.51	92.89 %
IAG.AX Insurance Australia Group Limited	28,447.08	1,055.33	0.00	24,926.12	0.00	(4,576.29)	1,055.51	(3,520.78)	(11.93) %
LYC.AX Lynas Rare Earths Limited	0.00	4,814.95	0.00	4,365.00	0.00	(449.95)	0.00	(449.95)	(9.34) %
MQG.AX Macquarie Group Limited	109,031.71	34,229.72	160.32	144,439.78	0.00	1,338.67	5,007.05	6,345.72	4.43 %
NAB.AX National Australia Bank Limited	74,595.90	3,637.60	0.00	81,567.42	0.00	3,333.92	5,222.90	8,556.82	10.94 %
ORG.AX Origin Energy Limited	2,300.10	104.20	0.00	3,036.90	0.00	632.60	103.13	735.73	30.60 %
RIO.AX RIO Tinto Limited	48,376.48	5,658.39	0.00	44,777.20	0.00	(9,257.67)	8,039.57	(1,218.10)	(2.25) %
S32.AX South32 Limited	2,118.39	0.00	0.00	2,848.62	0.00	730.23	200.50	930.73	43.94 %
SDF.AX Steadfast Group Limited	0.00	4,889.95	0.00	5,020.00	0.00	130.05	0.00	130.05	2.66 %

Witzens Superannuation fund
Investment Performance

As at 30 June 2022

Investment	Opening Value	Purchases / Additions	Sales / Reductions	Closing Value	Realised Market Gain	Unrealised Market Gain	Net Income	Income and Market Gain	Return %
SUN.AX Suncorp Group Limited	45,173.26	2,924.14	0.00	47,389.68	0.00	(707.72)	4,176.00	3,468.28	7.21 %
TLS.AX Telstra Corporation Limited.	12,280.16	261.28	0.00	12,832.05	0.00	290.61	746.52	1,037.13	8.27 %
TWE.AX Treasury Wine Estates Limited	2,791.52	0.00	0.00	2,712.65	0.00	(78.87)	95.60	16.73	0.60 %
URW.AX Unibail-rodamco-westfield	568.00	0.00	0.00	376.00	0.00	(192.00)	0.00	(192.00)	(33.80) %
VUK.AX Virgin Money Uk Plc	1,505.12	0.00	0.00	903.89	0.00	(601.23)	25.88	(575.35)	(38.23) %
WEC.AX Westpac Banking Corporation	51,490.95	2,452.28	0.00	40,969.50	0.00	(12,973.73)	3,495.56	(9,478.17)	(17.57) %
WDS.AX Woodside Energy Group Ltd	0.00	3,868.80	0.00	4,139.20	0.00	270.40	0.00	270.40	6.99 %
WOW.AX Woolworths Group Limited	8,045.43	190.58	858.55	7,689.60	0.00	312.14	285.02	597.16	8.09 %
	623,122.26	99,598.86	50,089.86	601,176.78	24,207.13	(71,454.48)	47,787.46	540.11	0.08 %
Shares in Listed Companies (Overseas)									
CNJ.AX Chorus Limited - Ordinary Fully Paid	10,158.09	703.24	0.00	11,639.46	0.00	778.13	697.99	1,476.12	13.59 %
SPK.AX Spark New Zealand Limited - Ordinary Fully Paid Foreign Exempt Nzx	41,049.84	2,207.50	0.00	41,996.67	0.00	(1,260.67)	2,207.84	947.17	2.19 %
	51,207.93	2,910.74	0.00	53,636.13	0.00	(482.54)	2,905.83	2,423.29	4.48 %
Units in Listed Unit Trusts (Australian)									
GMG.AX Goodman Group	6,986.10	0.00	0.00	5,887.20	0.00	(1,098.90)	90.75	(1,008.15)	(14.43) %
GPT.AX GPT Group	1,470.00	0.00	0.00	1,266.00	0.00	(204.00)	69.60	(134.40)	(9.14) %
LLC.AX Lendlease Group	35,399.94	528.90	0.00	28,559.85	0.00	(7,368.99)	568.02	(6,800.97)	(18.93) %
SCG.AX Scentre Group	1,024.76	0.00	0.00	968.66	0.00	(56.10)	58.02	1.92	0.19 %
SYD.AX Sydney Airport	2,362.32	0.00	1,795.16	0.00	1,774.84	(567.16)	0.00	1,207.68	212.93 %
	47,243.12	528.90	1,795.16	36,681.71	1,774.84	(9,295.15)	786.39	(6,733.92)	(14.65) %
	864,860.11	103,038.50	51,885.02	845,863.61	25,981.97	(101,904.10)	53,876.37	(22,045.76)	(2.41) %

Witzens Superannuation fund

Members Statement

Thomas Witzens
 42 Folingsby Street
 Weston, Australian Capital Territory, 2611, Australia

Your Details

Date of Birth : Provided
 Age: 57
 Tax File Number: Provided
 Date Joined Fund: 02/12/2008
 Service Period Start Date:
 Date Left Fund:
 Member Code: WITTHO00001A
 Account Start Date: 02/12/2008
 Account Phase: Accumulation Phase
 Account Description: Accumulation

Nominated Beneficiaries: N/A
 Nomination Type: N/A
 Vested Benefits: 866,383.36
 Total Death Benefit: 866,383.36
 Current Salary: 0.00
 Previous Salary: 0.00
 Disability Benefit: 0.00

Your Balance

Total Benefits 866,383.36

Preservation Components
 Preserved 866,102.72
 Unrestricted Non Preserved
 Restricted Non Preserved 280.64

Tax Components
 Tax Free 8,987.12
 Taxable 857,396.24
 Investment Earnings Rate -3.94%

Your Detailed Account Summary

	This Year	Last Year
Opening balance at 01/07/2021	878,171.50	699,282.30
<u>Increases to Member account during the period</u>		
Employer Contributions	20,310.14	957.60
Personal Contributions (Concessional)	7,000.00	
Personal Contributions (Non Concessional)	123.99	46.47
Government Co-Contributions		
Other Contributions		
Proceeds of Insurance Policies		
Transfers In		
Net Earnings	(25,266.57)	182,338.33
Internal Transfer In		
<u>Decreases to Member account during the period</u>		
Pensions Paid		
Contributions Tax	4,096.52	143.64
Income Tax	9,859.18	4,309.56
No TFN Excess Contributions Tax		
Excess Contributions Tax		
Refund Excess Contributions		
Division 293 Tax		
Insurance Policy Premiums Paid		
Management Fees		
Member Expenses		
Benefits Paid/Transfers Out		
Superannuation Surcharge Tax		
Internal Transfer Out		
Closing balance at 30/06/2022	866,383.36	878,171.50

Witzens Superannuation fund
Members Statement

Trustee's Disclaimer

This statement has been prepared by the Trustee for the member whose name appears at the top of this statement. Every effort has been made by the Trustee to ensure the accuracy and completeness of this Statement. The Trustee does not accept any liability for any error, omission or misprint. All amounts shown in relation to benefits do not take into account any amounts which may be withheld to satisfy the requirements imposed by the Income Tax Assessment Act 1936.

Signed by all the trustees of the fund

Thomas Witzens
Trustee

Julie Therese Way
Trustee

Witzens Superannuation fund
Members Summary

As at 30 June 2022

Opening Balances	Increases				Decreases					Closing Balance	
	Contributions	Transfers In	Net Earnings	Insurance Proceeds	Pensions Paid	Contributions Tax	Taxes Paid	Benefits Paid/ Transfers Out	Insurance Premiums		Member Expenses
Thomas Witzens (Age: 57)											
WITTHO00001A - Accumulation											
878,171.50	27,434.13		(25,266.57)			4,096.52		9,859.18			866,383.36
878,171.50	27,434.13		(25,266.57)			4,096.52		9,859.18			866,383.36
Julie Therese Way (Age: 58)											
WAYJUL00001A - Accumulation											
878,171.50	27,434.13		(25,266.57)			4,096.52		9,859.18			866,383.36

Signature as prescribed in tax return

Self-managed superannuation fund annual return **2022**

Who should complete this annual return?

Only self-managed superannuation funds (SMSFs) can complete this annual return. All other funds must complete the *Fund income tax return 2022* (NAT 71287).

- The *Self-managed superannuation fund annual return instructions 2022* (NAT 71606) (the instructions) can assist you to complete this annual return.
- The SMSF annual return cannot be used to notify us of a change in fund membership. You must update fund details via ABR.gov.au or complete the Change of details for superannuation entities form (NAT 3036).

To complete this annual return

- Print clearly, using a BLACK pen only.
- Use BLOCK LETTERS and print one character per box.

S	M	I	T	#		S	T				
---	---	---	---	---	--	---	---	--	--	--	--
- Place in ALL applicable boxes.

Postal address for annual returns:

Australian Taxation Office
 GPO Box 9845
 [insert the name and postcode of your capital city]

For example;
 Australian Taxation Office
 GPO Box 9845
 SYDNEY NSW 2001

Section A: Fund information

1 Tax file number (TFN)

To assist processing, write the fund's TFN at the top of pages 3, 5, 7, 9 and 11.

The ATO is authorised by law to request your TFN. You are not obliged to quote your TFN but not quoting it could increase the chance of delay or error in processing your annual return. See the Privacy note in the Declaration.

2 Name of self-managed superannuation fund (SMSF)

Witzens Superannuation fund

3 Australian business number (ABN) (if applicable)

4 Current postal address

PO Box 536

Suburb/town	State/territory	Postcode
Fyshwick	ACT	2609

5 Annual return status

Is this an amendment to the SMSF's 2022 return? **A** No Yes

Is this the first required return for a newly registered SMSF? **B** No Yes

Signature as prescribed in tax return

Tax File Number

6 SMSF auditor

Auditor's name

Title: Mr Mrs Miss Ms Other

Family name

First given name

Other given names

SMSF Auditor Number

Auditor's phone number

Postal address

Suburb/town

State/territory

Postcode

Date audit was completed **A** / /

Was Part A of the audit report qualified? **B** No Yes

Was Part B of the audit report qualified? **C** No Yes

If Part B of the audit report was qualified, have the reported issues been rectified? **D** No Yes

7 Electronic funds transfer (EFT)

We need your self-managed super fund's financial institution details to pay any super payments and tax refunds owing to you.

A Fund's financial institution account details

This account is used for super contributions and rollovers. Do not provide a tax agent account here.

Fund BSB number

Fund account number

Fund account name

I would like my tax refunds made to this account. Go to C.

B Financial institution account details for tax refunds

This account is used for tax refunds. You can provide a tax agent account here.

BSB number

Account number

Account name

C Electronic service address alias

Provide the electronic service address alias (ESA) issued by your SMSF messaging provider. (For example, SMSFdataESAAlias). See instructions for more information.

Signature as prescribed in tax return

Tax File Number

Provided

8 Status of SMSF

Australian superannuation fund

A No Yes

Fund benefit structure

B **A** Code

Does the fund trust deed allow acceptance of the Government's Super Co-contribution and Low Income Super Amounts?

C No Yes

9 Was the fund wound up during the income year?

No Yes

If yes, provide the date on which the fund was wound up

Day / Month / Year

Have all tax lodgment and payment obligations been met?

No Yes

10 Exempt current pension income

Did the fund pay retirement phase superannuation income stream benefits to one or more members in the income year?

To claim a tax exemption for current pension income, you must pay at least the minimum benefit payment under the law. Record exempt current pension income at Label A.

No Go to Section B: Income.

Yes Exempt current pension income amount

A \$

Which method did you use to calculate your exempt current pension income?

Segregated assets method **B**

Unsegregated assets method **C** Was an actuarial certificate obtained? **D** Yes

Did the fund have any other income that was assessable?

E Yes Go to Section B: Income.

No Choosing 'No' means that you do not have any assessable income, including no-TFN quoted contributions. Go to Section C: Deductions and non-deductible expenses. (Do not complete Section B: Income.)

If you are entitled to claim any tax offsets, you can list these at Section D: Income tax calculation statement.

Signature as prescribed in tax return

Tax File Number Provided

Section B: Income

Do not complete this section if all superannuation interests in the SMSF were supporting superannuation income streams in the retirement phase for the entire year, there was no other income that was assessable, and you have not realised a deferred notional gain. If you are entitled to claim any tax offsets, you can record these at Section D: Income tax calculation statement.

11 Income

Did you have a capital gains tax (CGT) event during the year? **G** No Yes

If the total capital loss or total capital gain is greater than \$10,000 or you elected to use the transitional CGT relief in 2017 and the deferred notional gain has been realised, complete and attach a *Capital gains tax (CGT) schedule 2022*.

Have you applied an exemption or rollover? **M** No Yes

Code

Net capital gain **A** \$ 19,085

Gross rent and other leasing and hiring income **B** \$

Gross interest **C** \$ 84

Forestry managed investment scheme income **X** \$

Gross foreign income	D1 \$ 101	Net foreign income	D \$ 101	Loss <input type="checkbox"/>
----------------------	--	--------------------	---	-------------------------------

Australian franking credits from a New Zealand company **E** \$

Transfers from foreign funds **F** \$ Number 0

Gross payments where ABN not quoted **H** \$

Gross distribution from partnerships **I** \$ Loss

Calculation of assessable contributions

Assessable employer contributions **R1** \$ 20,310

plus Assessable personal contributions **R2** \$ 7,000

plus ****No-TFN-quoted contributions** **R3** \$ 0
(an amount must be included even if it is zero)

less Transfer of liability to life insurance company or PST **R6** \$

*Unfranked dividend amount **J** \$ 7,466

*Franked dividend amount **K** \$ 29,520

*Dividend franking credit **L** \$ 12,651

*Gross trust distributions **M** \$ 521 Code P

Assessable contributions **R** \$ 27,310
(R1 plus R2 plus R3 less R6)

Calculation of non-arm's length income

*Net non-arm's length private company dividends **U1** \$

plus *Net non-arm's length trust distributions **U2** \$

plus *Net other non-arm's length income **U3** \$

*Other income **S** \$ Code

*Assessable income due to changed tax status of fund **T** \$

Net non-arm's length income **U** \$
(subject to 45% tax rate) (U1 plus U2 plus U3)

*This is a mandatory label.
*If an amount is entered at this label, check the instructions to ensure the correct tax treatment has been applied.

GROSS INCOME **W** \$ 96,738 Loss
(Sum of labels A to U)

Exempt current pension income **Y** \$

TOTAL ASSESSABLE INCOME (W less Y) **V** \$ 96,738 Loss

Signature as prescribed in tax return

Tax File Number

Provided

Section C: Deductions and non-deductible expenses

12 Deductions and non-deductible expenses

Under 'Deductions' list all expenses and allowances you are entitled to claim a deduction for. Under 'Non-deductible expenses', list all other expenses or normally allowable deductions that you cannot claim as a deduction (for example, all expenses related to exempt current pension income should be recorded in the 'Non-deductible expenses' column).

DEDUCTIONS		NON-DEDUCTIBLE EXPENSES	
Interest expenses within Australia	A1 \$ <input type="text"/>	A2 \$ <input type="text"/>	
Interest expenses overseas	B1 \$ <input type="text"/>	B2 \$ <input type="text"/>	
Capital works expenditure	D1 \$ <input type="text"/>	D2 \$ <input type="text"/>	
Decline in value of depreciating assets	E1 \$ <input type="text"/>	E2 \$ <input type="text"/>	
Insurance premiums – members	F1 \$ <input type="text"/>	F2 \$ <input type="text"/>	
SMSF auditor fee	H1 \$ <input type="text"/>	H2 \$ <input type="text"/>	
Investment expenses	I1 \$ <input type="text" value="471"/>	I2 \$ <input type="text"/>	
Management and administration expenses	J1 \$ <input type="text" value="3,229"/>	J2 \$ <input type="text"/>	
Forestry managed investment scheme expense	U1 \$ <input type="text"/>	U2 \$ <input type="text"/>	
Other amounts	L1 \$ <input type="text"/>	L2 \$ <input type="text"/>	Code <input type="checkbox"/>
Tax losses deducted	M1 \$ <input type="text"/>		Code <input type="checkbox"/>

TOTAL DEDUCTIONS
N \$
 (Total A1 to M1)

TOTAL NON-DEDUCTIBLE EXPENSES
Y \$
 (Total A2 to L2)

***TAXABLE INCOME OR LOSS** Loss
O \$
 (TOTAL ASSESSABLE INCOME less TOTAL DEDUCTIONS)

TOTAL SMSF EXPENSES
Z \$
 (N plus Y)

*This is a mandatory label.

Signature as prescribed in tax return

Tax File Number

Section D: Income tax calculation statement

***Important:**

Section B label R3, Section C label O and Section D labels A, T1, J, T5 and I are mandatory. If you leave these labels blank, you will have specified a zero amount.

13 Calculation statement

Please refer to the *Self-managed superannuation fund annual return instructions 2022* on how to complete the calculation statement.

*Taxable income	A \$	<input type="text" value="93,038"/>
<i>(an amount must be included even if it is zero)</i>		
*Tax on taxable income	T1 \$	<input type="text" value="13,955.70"/>
<i>(an amount must be included even if it is zero)</i>		
*Tax on no-TFN-quoted contributions	J \$	<input type="text" value="0.00"/>
<i>(an amount must be included even if it is zero)</i>		
Gross tax	B \$	<input type="text" value="13,955.70"/>
<i>(T1 plus J)</i>		

Foreign income tax offset	C1 \$	<input type="text" value="8.19"/>
Rebates and tax offsets	C2 \$	<input type="text"/>
Non-refundable non-carry forward tax offsets	C \$	<input type="text" value="8.19"/>
<i>(C1 plus C2)</i>		

SUBTOTAL 1

T2 \$	<input type="text" value="13,947.51"/>
<i>(B less C – cannot be less than zero)</i>	

Early stage venture capital limited partnership tax offset	D1 \$	<input type="text" value="0.00"/>
Early stage venture capital limited partnership tax offset carried forward from previous year	D2 \$	<input type="text" value="0.00"/>
Early stage investor tax offset	D3 \$	<input type="text" value="0.00"/>
Early stage investor tax offset carried forward from previous year	D4 \$	<input type="text" value="0.00"/>
Non-refundable carry forward tax offsets	D \$	<input type="text" value="0.00"/>
<i>(D1 plus D2 plus D3 plus D4)</i>		
SUBTOTAL 2	T3 \$	<input type="text" value="13,947.51"/>
<i>(T2 less D – cannot be less than zero)</i>		

Complying fund's franking credits tax offset	E1 \$	<input type="text" value="12,656.28"/>
No-TFN tax offset	E2 \$	<input type="text"/>
National rental affordability scheme tax offset	E3 \$	<input type="text"/>
Exploration credit tax offset	E4 \$	<input type="text" value="0.00"/>
Refundable tax offsets	E \$	<input type="text" value="12,656.28"/>
<i>(E1 plus E2 plus E3 plus E4)</i>		

*TAX PAYABLE T5 \$	<input type="text" value="1,291.23"/>
<i>(T3 less E – cannot be less than zero)</i>	

Section 102AAM interest charge

G \$	<input type="text"/>
-------------	----------------------

Signature as prescribed in tax return

Tax File Number

Provided

Credit for interest on early payments – amount of interest	H1 \$	<input type="text"/>
Credit for tax withheld – foreign resident withholding (excluding capital gains)	H2 \$	<input type="text"/>
Credit for tax withheld – where ABN or TFN not quoted (non-individual)	H3 \$	<input type="text"/>
Credit for TFN amounts withheld from payments from closely held trusts	H5 \$	<input type="text" value="0.00"/>
Credit for interest on no-TFN tax offset	H6 \$	<input type="text"/>
Credit for foreign resident capital gains withholding amounts	H8 \$	<input type="text" value="0.00"/>
Eligible credits		H \$ <input type="text"/>
		<i>(H1 plus H2 plus H3 plus H5 plus H6 plus H8)</i>

*Tax offset refunds (Remainder of refundable tax offsets)	I \$	<input type="text" value="0.00"/>
<i>(unused amount from label E – an amount must be included even if it is zero)</i>		

PAYG instalments raised

K \$

Supervisory levy

L \$

Supervisory levy adjustment for wound up funds

M \$

Supervisory levy adjustment for new funds

N \$

AMOUNT DUE OR REFUNDABLE A positive amount at S is what you owe, while a negative amount is refundable to you.	S \$	<input type="text" value="1,550.23"/>
<i>(T5 plus G less H less I less K plus L less M plus N)</i>		

*This is a mandatory label.

Section E: Losses

14 Losses

1 If total loss is greater than \$100,000, complete and attach a *Losses schedule 2022*.

Tax losses carried forward to later income years **U \$**

Net capital losses carried forward to later income years **V \$**

Signature as prescribed in tax return

[Signature box]

Tax File Number **Provided**

Section F: Member information

MEMBER 1

Title: Mr Mrs Miss Ms Other

Family name **Witzens**

First given name **Thomas** Other given names

Member's TFN See the Privacy note in the Declaration. **Provided** Date of birth **Provided**

Contributions **OPENING ACCOUNT BALANCE \$ 878,171.50**

Refer to instructions for completing these labels.

Employer contributions **A \$ 20,310.14**

ABN of principal employer **A1**

Personal contributions **B \$ 7,123.99**

CGT small business retirement exemption **C \$**

CGT small business 15-year exemption amount **D \$**

Personal injury election **E \$**

Spouse and child contributions **F \$**

Other third party contributions **G \$**

TOTAL CONTRIBUTIONS N \$ 27,434.13
(Sum of labels A to M)

Other transactions

Accumulation phase account balance **S1 \$ 866,383.36**

Retirement phase account balance - Non CDBIS **S2 \$ 0.00**

Retirement phase account balance - CDBIS **S3 \$ 0.00**

0 TRIS Count **CLOSING ACCOUNT BALANCE S \$ 866,383.36**
(S1 plus S2 plus S3)

Proceeds from primary residence disposal **H \$**

Receipt date **H1** Day / Month / Year

Assessable foreign superannuation fund amount **I \$**

Non-assessable foreign superannuation fund amount **J \$**

Transfer from reserve: assessable amount **K \$**

Transfer from reserve: non-assessable amount **L \$**

Contributions from non-complying funds and previously non-complying funds **T \$**

Any other contributions (including Super Co-contributions and Low Income Super Amounts) **M \$**

Allocated earnings or losses **O \$ 39,222.27**

Inward rollovers and transfers **P \$**

Outward rollovers and transfers **Q \$**

Lump Sum payments **R1 \$**

Income stream payments **R2 \$**

Loss **L**

Code

Code

Accumulation phase value **X1 \$**

Retirement phase value **X2 \$**

Outstanding limited recourse borrowing arrangement amount **Y \$**

Signature as prescribed in tax return

Tax File Number

MEMBER 2

Title: Mr Mrs Miss Ms Other

Family name

First given name Other given names

Member's TFN See the Privacy note in the Declaration, Date of birth

Contributions

Refer to instructions for completing these labels.

Employer contributions
A \$

ABN of principal employer
A1

Personal contributions
B \$

CGT small business retirement exemption
C \$

CGT small business 15-year exemption amount
D \$

Personal injury election
E \$

Spouse and child contributions
F \$

Other third party contributions
G \$

Proceeds from primary residence disposal
H \$

H1 Receipt date / /

Assessable foreign superannuation fund amount
I \$

Non-assessable foreign superannuation fund amount
J \$

Transfer from reserve: assessable amount
K \$

Transfer from reserve: non-assessable amount
L \$

Contributions from non-complying funds and previously non-complying funds
T \$

Any other contributions (including Super Co-contributions and Low Income Super Amounts)
M \$

TOTAL CONTRIBUTIONS N \$
(Sum of labels A to M)

Other transactions

Accumulation phase account balance
S1 \$

Retirement phase account balance - Non CDBIS
S2 \$

Retirement phase account balance - CDBIS
S3 \$

TRIS Count **CLOSING ACCOUNT BALANCE S \$**
(S1 plus S2 plus S3)

Allocated earnings or losses **O \$** Loss

Inward rollovers and transfers
P \$

Outward rollovers and transfers
Q \$

Lump Sum payments **R1 \$** Code

Income stream payments **R2 \$** Code

Accumulation phase value **X1 \$**

Retirement phase value **X2 \$**

Outstanding limited recourse borrowing arrangement amount **Y \$**

Signature as prescribed in tax return

Tax File Number **Provided**

Section H: Assets and liabilities

15 ASSETS

15a Australian managed investments

Listed trusts **A** \$

Unlisted trusts **B** \$

Insurance policy **C** \$

Other managed investments **D** \$

15b Australian direct investments

Cash and term deposits **E** \$

Limited recourse borrowing arrangements

Australian residential real property **J1** \$

Australian non-residential real property **J2** \$

Overseas real property **J3** \$

Australian shares **J4** \$

Overseas shares **J5** \$

Other **J6** \$

Property count **J7**

Debt securities **F** \$

Loans **G** \$

Listed shares **H** \$

Unlisted shares **I** \$

Limited recourse borrowing arrangements **J** \$

Non-residential real property **K** \$

Residential real property **L** \$

Collectables and personal use assets **M** \$

Other assets **O** \$

15c Other investments

Crypto-Currency **N** \$

15d Overseas direct investments

Overseas shares **P** \$

Overseas non-residential real property **Q** \$

Overseas residential real property **R** \$

Overseas managed investments **S** \$

Other overseas assets **T** \$

TOTAL AUSTRALIAN AND OVERSEAS ASSETS U \$
(Sum of labels A to T)

15e In-house assets

Did the fund have a loan to, lease to or investment in, related parties (known as in-house assets) at the end of the income year? **A** No Yes \$

Signature as prescribed in tax return

Tax File Number

15f Limited recourse borrowing arrangements

If the fund had an LRBA were the LRBA borrowings from a licensed financial institution? **A** No Yes

Did the members or related parties of the fund use personal guarantees or other security for the LRBA? **B** No Yes

16 LIABILITIES

Borrowings for limited recourse borrowing arrangements	V1 \$	<input type="text"/>	
Permissible temporary borrowings	V2 \$	<input type="text"/>	
Other borrowings	V3 \$	<input type="text"/>	
			Borrowings V \$ <input type="text"/>
Total member closing account balances (total of all CLOSING ACCOUNT BALANCES from Sections F and G)	W \$	<input type="text" value="866,380"/>	
Reserve accounts	X \$	<input type="text"/>	
Other liabilities	Y \$	<input type="text" value="3,166"/>	
TOTAL LIABILITIES	Z \$	<input type="text" value="869,546"/>	

Section I: Taxation of financial arrangements

17 Taxation of financial arrangements (TOFA)

Total TOFA gains **H** \$

Total TOFA losses **I** \$

Section J: Other information

Family trust election status

If the trust or fund has made, or is making, a family trust election, write the four-digit income year specified of the election (for example, for the 2021–22 income year, write 2022). **A**

If revoking or varying a family trust election, print **R** for revoke or print **V** for variation, and complete and attach the *Family trust election, revocation or variation 2022*. **B**

Interposed entity election status

If the trust or fund has an existing election, write the earliest income year specified. If the trust or fund is making one or more elections this year, write the earliest income year being specified and complete an *Interposed entity election or revocation 2022* for each election. **C**


If revoking an interposed entity election, print **R**, and complete and attach the *Interposed entity election or revocation 2022*. **D**

Signature as prescribed in tax return

Tax File Number

Provided

Section K: Declarations

 Penalties may be imposed for false or misleading information in addition to penalties relating to any tax shortfalls.

Important

Before making this declaration check to ensure that all income has been disclosed and the annual return, all attached schedules and any additional documents are true and correct in every detail. If you leave labels blank, you will have specified a zero amount or the label was not applicable to you. If you are in doubt about any aspect of the annual return, place all the facts before the ATO.

Privacy

The ATO is authorised by the *Taxation Administration Act 1953* to request the provision of tax file numbers (TFNs). We will use the TFN to identify the entity in our records. It is not an offence not to provide the TFN. However if you do not provide the TFN, the processing of this form may be delayed.

Taxation law authorises the ATO to collect information and disclose it to other government agencies. For information about your privacy go to ato.gov.au/privacy

TRUSTEE'S OR DIRECTOR'S DECLARATION:

I declare that, the current trustees and directors have authorised this annual return and it is documented as such in the SMSF's records. I have received a copy of the audit report and are aware of any matters raised therein. The information on this annual return, including any attached schedules and additional documentation is true and correct.

Authorised trustee's, director's or public officer's signature

Date Day / Month / Year

Preferred trustee or director contact details:

Title: Mr Mrs Miss Ms Other

Family name

Witzens

First given name

Thomas

Other given names

Phone number

0261612919

Email address

Non-individual trustee name (if applicable)

ABN of non-individual trustee

Time taken to prepare and complete this annual return Hrs

 The Commissioner of Taxation, as Registrar of the Australian Business Register, may use the ABN and business details which you provide on this annual return to maintain the integrity of the register. For further information, refer to the instructions.

TAX AGENT'S DECLARATION:

I declare that the *Self-managed superannuation fund annual return 2022* has been prepared in accordance with information provided by the trustees, that the trustees have given me a declaration stating that the information provided to me is true and correct, and that the trustees have authorised me to lodge this annual return.

Tax agent's signature

Date Day / Month / Year

Tax agent's contact details

Title: Mr Mrs Miss Ms Other

Family name

Clarkson

First given name

Paul

Other given names

Tax agent's practice

Australian Unity Trustees

Tax agent's phone number

0262806588

Reference number

1191F

Tax agent number

25538990

Capital gains tax (CGT) schedule

2022

When completing this form

- Print clearly, using a black or dark blue pen only.
- Use BLOCK LETTERS and print one character in each box.

S	A	I	T	H	S	T													
---	---	---	---	---	---	---	--	--	--	--	--	--	--	--	--	--	--	--	--

- Do not use correction fluid or covering stickers.
- Sign next to any corrections with your full signature (not initials).

- Use in conjunction with company, trust, fund income tax return or the self-managed superannuation fund annual return.
- Refer to the *Guide to capital gains tax 2022* available on our website at ato.gov.au for instructions on how to complete this schedule.

Tax file number (TFN)

We are authorised by law to request your TFN. You do not have to quote your TFN. However, if you don't it could increase the chance of delay or error in processing your form.

Australian business number (ABN)

Taxpayer's name

1 Current year capital gains and capital losses

	Capital gain	Capital loss
Shares in companies listed on an Australian securities exchange	A \$ <input type="text" value="24,208"/>	K \$ <input type="text"/>
Other shares	B \$ <input type="text"/>	L \$ <input type="text"/>
Units in unit trusts listed on an Australian securities exchange	C \$ <input type="text" value="1,860"/>	M \$ <input type="text" value="2"/>
Other units	D \$ <input type="text"/>	N \$ <input type="text"/>
Real estate situated in Australia	E \$ <input type="text"/>	O \$ <input type="text"/>
Other real estate	F \$ <input type="text"/>	P \$ <input type="text"/>
Amount of capital gains from a trust (including a managed fund)	G \$ <input type="text" value="2,561"/>	Q \$ <input type="text"/>
Collectables	H \$ <input type="text"/>	R \$ <input type="text"/>
Other CGT assets and any other CGT events	I \$ <input type="text"/>	
Amount of capital gain previously deferred under transitional CGT relief for superannuation funds	S \$ <input type="text" value="0"/>	
Total current year capital gains	J \$ <input type="text" value="28,629"/>	

Add the amounts at labels K to R and write the total in item 2 label A – Total current year capital losses.

Signature as prescribed in tax return Tax File Number

2 Capital losses

Total current year capital losses **A** \$

Total current year capital losses applied **B** \$

Total prior year net capital losses applied **C** \$

Total capital losses transferred in applied
(only for transfers involving a foreign bank branch or permanent establishment of a foreign financial entity) **D** \$

Total capital losses applied **E** \$

Add amounts at B, C and D.

3 Unapplied net capital losses carried forward

Net capital losses from collectables carried forward to later income years **A** \$

Other net capital losses carried forward to later income years **B** \$

Add amounts at A and B and transfer the total to label V – Net capital losses carried forward to later income years on your tax return.

4 CGT discount

Total CGT discount applied **A** \$

5 CGT concessions for small business

Small business active asset reduction **A** \$

Small business retirement exemption **B** \$

Small business rollover **C** \$

Total small business concessions applied **D** \$

6 Net capital gain

Net capital gain **A** \$

1J less 2E less 4A less 5D (cannot be less than zero). Transfer the amount at A to label A – Net capital gain on your tax return.

Signature as prescribed in tax return Tax File Number

7 Earnout arrangements

Are you a party to an earnout arrangement? **A** Yes, as a buyer Yes, as a seller No
 (Print in the appropriate box.)

1 If you are a party to more than one earnout arrangement, copy and attach a separate sheet to this schedule providing the details requested here for each additional earnout arrangement.

How many years does the earnout arrangement run for? **B**

What year of that arrangement are you in? **C**

If you are the seller, what is the total estimated capital proceeds from the earnout arrangement? **D** \$

Amount of any capital gain or loss you made under your non-qualifying arrangement in the income year. **E** \$ / ^{LOSS}

1 **Request for amendment**

If you received or provided a financial benefit under a look-through earnout right created in an earlier income year and you wish to seek an amendment to that earlier income year, complete the following:

Income year earnout right created **F**

Amended net capital gain or capital losses carried forward **G** \$ / ^{LOSS}

8 Other CGT information required (if applicable)

Small business 15 year exemption – exempt capital gains **A** \$ / ^{CODE}

Capital gains disregarded by a foreign resident **B** \$

Capital gains disregarded as a result of a scrip for scrip rollover **C** \$

Capital gains disregarded as a result of an inter-company asset rollover **D** \$

Capital gains disregarded by a demerging entity **E** \$

Signature as prescribed in tax return

Tax File Number

Provided

Taxpayer's declaration

If the schedule is not lodged with the income tax return you are required to sign and date the schedule.

Important

Before making this declaration check to ensure that all the information required has been provided on this form and any attachments to this form, and that the information provided is true and correct in every detail. If you are in doubt about any aspect of the tax return, place all the facts before the ATO. The income tax law imposes heavy penalties for false or misleading statements.

Privacy

Taxation law authorises the ATO to collect information and disclose it to other government agencies. This includes personal information of the person authorised to sign the declaration. For information about your privacy go to ato.gov.au/privacy

I declare that the information on this form is true and correct.

Signature

Date

Day	Month	Year
<input type="text"/>	<input type="text"/>	<input type="text"/>

Contact name

Daytime contact number (include area code)

Electronic Lodgment Declaration (SMSF)

This declaration is to be completed where the tax return is to be lodged via an approved ATO electronic channel. It is the responsibility of the taxpayer to retain this declaration for a period of five years after the declaration is made, penalties may apply for failure to do so.

Privacy

The ATO is authorised by the Taxation Administration Act 1953 to request the provision of tax file numbers (TFNs). The ATO will use the TFNs to identify each partner or beneficiary or entity in our records. It is not an offence not to provide the TFNs. However, you cannot lodge your tax return electronically if you do not quote your TFN.

Taxation law authorises the ATO to collect information and disclose it to other government agencies, including personal information about the person authorised to sign the declaration. For information about privacy go to ato.gov.au/privacy

The Australian Business Register

The Commissioner of Taxation, as Registrar of the Australian Business Register, may use the ABN and business details which you provide on this tax return to maintain the integrity of the register.

Please refer to the privacy statement on the Australian Business Register (ABR) website (www.abr.gov.au) for further information - it outlines our commitment to safeguarding your details.

Electronic funds transfer - direct debit

Where you have requested an EFT direct debit some of your details will be provided to your financial institution and the Tax Office's sponsor bank to facilitate the payment of your taxation liability from your nominated account.

Tax File Number	Name of Fund	Year
Provided	Witzens Superannuation fund	2022

I authorise my tax agent to electronically transmit this tax return via an approved ATO electronic channel.

Important

Before making this declaration please check to ensure that all income has been disclosed and the tax return is true and correct in every detail. If you are in doubt about any aspect of the tax return, place all the facts before the Tax Office. The tax law provides heavy penalties for false or misleading statements on tax returns.

Declaration: I declare that:

- All the information provided to the agent for the preparation of this tax return, including any applicable schedules is true and correct; and
- I authorise the agent to lodge this tax return.

Signature of Partner, Trustee, or Director Date

ELECTRONIC FUNDS TRANSFER CONSENT

This declaration is to be completed when an electronic funds transfer (EFT) of a refund is requested and the tax return is being lodged through an approved ATO electronic channel.

This declaration must be signed by the partner, trustee, director or public officer prior to the EFT details being transmitted to the Tax Office. If you elect for an EFT, all details below must be completed.

Important: Care should be taken when completing EFT details as the payment of any refund will be made to the account specified.

Account Name
Account Number Client Reference

I authorise the refund to be deposited directly to the specified account

Signature Date

Tax Agent's Declaration

I declare that:

- I have prepared this tax return in accordance with the information supplied by the partner, trustee, director or public officer
- I have received a declaration made by the entity that the information provided to me for the preparation of this tax return is true and correct; and
- I am authorised by the partner, trustee, director or public officer to lodge this tax return, including any applicable schedules.

Agent's signature

Date

Contact name

Paul Clarkson

Client Reference

1191F

Agent's Phone Number

0262806588

Tax Agent Number

25538990
