


Compliance Workpapers
Woodhill Super Fund
Financial Year - 2022



Fund Details

Fund Name	Woodhill Super Fund
Contact no	
Financial Year	2022
Established Date	01/01/2001
ABN	26 975 797 708
TFN	862405748
Trustee Type	Individual
Trustees	Ian Woodhill Susan Woodwill
ACN	

Review Points

Statement of Financial Position

Assets	Qty	2022	2021	Change (\$)	Change (%)	
Investments	0.00	68,039.24	820,140.77	-752,101.53	91.70	WP-1 WP-2
Managed Investments	0.00	0.00	64,991.54	-64,991.54	100.00	
Vanguard Active Global Growth Fund	0.00	0.00	21,903.02	-21,903.02	100.00	
Vanguard High Growth Index Fund	0.00	0.00	21,567.57	-21,567.57	100.00	
Vanguard International Shares Index Fund (Hedged)	0.00	0.00	21,520.95	-21,520.95	100.00	
Other Fixed Interest Securities	0.00	0.00	89,451.11	-89,451.11	100.00	
Australian Government Treasury Bonds - Treasury Bond 2.75% 21-11-28 Semi	0.00	0.00	8,242.17	-8,242.17	100.00	
Australian Government Treasury Bonds - Treasury Bond 3.25% 21-04-25 Semi	0.00	0.00	22,149.12	-22,149.12	100.00	
Australian Government Treasury Bonds - Treasury Bond 3.25% 21-04-29 Semi	0.00	0.00	16,147.64	-16,147.64	100.00	
Australian Government Treasury Bonds - Treasury Bond 3.75% 21-04-37 Semi	0.00	0.00	6,918.14	-6,918.14	100.00	
Australian Government Treasury Bonds - Treasury Bond 4.50% 21-04-33 Semi	0.00	0.00	21,354.43	-21,354.43	100.00	
Australian Government Treasury Bonds - Treasury Bond 5.75% 15-07-22 Semi	0.00	0.00	3,081.11	-3,081.11	100.00	
Australian Government Treasury Indexed Bonds - Treas Indexed Bond Cpi+1.25% 21-02-22 Qly	0.00	0.00	3,784.00	-3,784.00	100.00	
Australian Government Treasury Indexed Bonds - Treas Indexed Bond Cpi+2.50% 20-09-30 Qly	0.00	0.00	4,034.73	-4,034.73	100.00	
Australian Government Treasury Indexed Bonds - Treas Indexed Bond Cpi+3.00% 20-09-25 Qly	0.00	0.00	3,739.77	-3,739.77	100.00	
Shares in Listed Companies	0.00	0.00	223,218.63	-223,218.63	100.00	
ANZ Group Holdings Limited	0.00	0.00	10,309.60	-10,309.60	100.00	
Aristocrat Leisure Limited	0.00	0.00	16,457.50	-16,457.50	100.00	
BHP Group Limited	0.00	0.00	6,807.28	-6,807.28	100.00	

Assets	Qty	2022	2021	Change (\$)	Change (%)	
Bluescope Steel Limited	0.00	0.00	4,423.33	-4,423.33	100.00	
Brambles Limited	0.00	0.00	9,905.47	-9,905.47	100.00	
Coles Group Limited.	0.00	0.00	8,649.17	-8,649.17	100.00	
Commonwealth Bank Of Australia.	0.00	0.00	6,858.52	-6,858.52	100.00	
Computershare Limited.	0.00	0.00	7,436.93	-7,436.93	100.00	
CSL Limited	0.00	0.00	26,768.94	-26,768.94	100.00	
Endeavour Group Limited	0.00	0.00	987.26	-987.26	100.00	
Flight Centre Travel Group Limited	0.00	0.00	13,785.70	-13,785.70	100.00	
Magellan Financial Group Limited	0.00	0.00	15,770.68	-15,770.68	100.00	
National Australia Bank Limited	0.00	0.00	6,736.72	-6,736.72	100.00	
Northern Star Resources Ltd	0.00	0.00	4,702.96	-4,702.96	100.00	
Qantas Airways Limited	0.00	0.00	12,659.84	-12,659.84	100.00	
Sonic Healthcare Limited	0.00	0.00	7,712.23	-7,712.23	100.00	
Treasury Wine Estates Limited	0.00	0.00	9,003.85	-9,003.85	100.00	
Wesfarmers Limited	0.00	0.00	12,680.02	-12,680.02	100.00	
Westpac Banking Corporation	0.00	0.00	22,009.30	-22,009.30	100.00	
Wisetech Global Limited	0.00	0.00	6,606.75	-6,606.75	100.00	
Woodside Petroleum Ltd	0.00	0.00	4,452.83	-4,452.83	100.00	
Woolworths Group Limited	0.00	0.00	8,493.75	-8,493.75	100.00	
Shares in Listed Companies - Foreign	0.00	0.00	312,838.39	-312,838.39	100.00	
3M Co	0.00	0.00	2,503.47	-2,503.47	100.00	

Assets	Qty	2022	2021	Change (\$)	Change (%)	
Allianz SE - Registered Shares	0.00	0.00	2,764.32	-2,764.32	100.00	
Amada Holdings Co.Ltd	0.00	0.00	1,943.01	-1,943.01	100.00	
American Tower Corp	0.00	0.00	13,711.22	-13,711.22	100.00	
Amgen Inc	0.00	0.00	2,656.11	-2,656.11	100.00	
Apple Inc	0.00	0.00	7,587.46	-7,587.46	100.00	
Applied Materials Inc	0.00	0.00	2,139.15	-2,139.15	100.00	
Booking Holdings Inc	0.00	0.00	13,633.08	-13,633.08	100.00	
Bristol-Myers Squibb Co	0.00	0.00	5,548.27	-5,548.27	100.00	
CDW Corp (New)	0.00	0.00	1,697.98	-1,697.98	100.00	
Cisco Systems Inc	0.00	0.00	4,209.44	-4,209.44	100.00	
Citizens Financial Group Inc	0.00	0.00	5,597.45	-5,597.45	100.00	
Cognizant Technology Solutions Corp	0.00	0.00	3,469.08	-3,469.08	100.00	
Daito Trust Construction Co Ltd	0.00	0.00	840.38	-840.38	100.00	
DBS Group Holdings Ltd	0.00	0.00	5,105.13	-5,105.13	100.00	
Direct Line Insurance Group PLC	0.00	0.00	1,329.54	-1,329.54	100.00	
eBay Inc	0.00	0.00	3,505.79	-3,505.79	100.00	
EDP-Energias de Portugal SA	0.00	0.00	2,187.86	-2,187.86	100.00	
Endesa SA	0.00	0.00	3,662.80	-3,662.80	100.00	
ENGIE SA	0.00	0.00	1,858.04	-1,858.04	100.00	
Expedia Inc Del	0.00	0.00	7,552.34	-7,552.34	100.00	
FleetCor Technologies Inc	0.00	0.00	4,612.68	-4,612.68	100.00	

Assets	Qty	2022	2021	Change (\$)	Change (%)	
Google Inc	0.00	0.00	21,454.16	-21,454.16	100.00	
HOYA CORP	0.00	0.00	1,443.00	-1,443.00	100.00	
Illinois Tool Works Inc	0.00	0.00	4,589.13	-4,589.13	100.00	
Intel Corp	0.00	0.00	5,276.64	-5,276.64	100.00	
Intertek Group PLC	0.00	0.00	2,812.13	-2,812.13	100.00	
JM Smucker Co	0.00	0.00	5,967.31	-5,967.31	100.00	
Johnson & Johnson	0.00	0.00	5,910.81	-5,910.81	100.00	
JPMorgan Chase & Co	0.00	0.00	6,204.96	-6,204.96	100.00	
KDDI CORP	0.00	0.00	7,989.17	-7,989.17	100.00	
Kimberly-Clark Corp	0.00	0.00	7,342.32	-7,342.32	100.00	
Kirin Holdings Co., Ltd.	0.00	0.00	1,463.59	-1,463.59	100.00	
Koninklijke Ahold Delhaize N.V.	0.00	0.00	5,617.67	-5,617.67	100.00	
Meiji Holdings Co.Ltd.	0.00	0.00	2,184.80	-2,184.80	100.00	
Merck & Co Inc	0.00	0.00	5,811.03	-5,811.03	100.00	
Meta Platforms Inc	0.00	0.00	15,361.70	-15,361.70	100.00	
Microsoft Corp	0.00	0.00	20,161.21	-20,161.21	100.00	
Moncler SPA	0.00	0.00	1,282.49	-1,282.49	100.00	
NetApp Inc	0.00	0.00	3,697.13	-3,697.13	100.00	
Newmont Mining Corp	0.00	0.00	2,481.96	-2,481.96	100.00	
Novo Nordisk - Ordinary Shares - Class B	0.00	0.00	5,598.24	-5,598.24	100.00	
O'Reilly Automotive Inc	0.00	0.00	3,880.55	-3,880.55	100.00	

Assets	Qty	2022	2021	Change (\$)	Change (%)	
Paychex Inc	0.00	0.00	8,781.44	-8,781.44	100.00	
Public Storage	0.00	0.00	3,130.32	-3,130.32	100.00	
Recordati SpA	0.00	0.00	4,135.27	-4,135.27	100.00	
Robert Half International Inc	0.00	0.00	6,061.22	-6,061.22	100.00	
Roche Holding AG	0.00	0.00	5,636.58	-5,636.58	100.00	
Royal Dutch Shell PLC	0.00	0.00	4,674.18	-4,674.18	100.00	
Sanofi SA	0.00	0.00	2,216.07	-2,216.07	100.00	
SONY CORP	0.00	0.00	3,695.05	-3,695.05	100.00	
Southwest Airlines Co	0.00	0.00	9,947.58	-9,947.58	100.00	
Sundrug Co Ltd	0.00	0.00	4,956.87	-4,956.87	100.00	
Taisei Corporation	0.00	0.00	825.63	-825.63	100.00	
Telenor ASA	0.00	0.00	6,583.85	-6,583.85	100.00	
Unilever PLC	0.00	0.00	8,312.47	-8,312.47	100.00	
Vinci SA	0.00	0.00	707.66	-707.66	100.00	
Visa Inc - Ordinary Shares - Class A	0.00	0.00	7,858.09	-7,858.09	100.00	
Zoetis Inc	0.00	0.00	671.51	-671.51	100.00	
Stapled Securities	0.00	0.00	19,803.77	-19,803.77	100.00	
Sydney Airport - Fully Paid Ordinary/Units Stapled Securities	0.00	0.00	8,011.30	-8,011.30	100.00	
Transurban Group - Fully Paid Ordinary/Units Stapled Securities	0.00	0.00	11,792.47	-11,792.47	100.00	
Units In Listed Unit Trusts	0.00	0.00	57,796.97	-57,796.97	100.00	
Betashares U.S. Dollar ETF - Betashares U.S. Dollar ETF	0.00	0.00	57,796.97	-57,796.97	100.00	

Assets	Qty	2022	2021	Change (\$)	Change (%)	
Units In Unlisted Unit Trusts	0.00	68,039.24	52,040.36	15,998.88	30.74	WP-1 WP-2
Bitcoin	1.35	56,107.08	46,349.20	9,757.88	21.05	
Ethereum	4.76	11,932.16	5,691.16	6,241.00	109.66	
Other Assets	0.00	974,399.24	129,813.91	844,585.33	650.61	
Cash At Bank	0.00	972,318.78	125,424.95	846,893.83	675.22	
Macquarie CMA	0.00	881,377.56	90,040.31	791,337.25	878.87	WP-1 WP-2 WP-3 WP-4 WP-5
Pending Withdrawal Account	0.00	832.17	0.00	832.17	100.00	WP-1
Praemium Cash Account	0.00	7.42	35,381.47	-35,374.05	99.98	WP-1 WP-2
Vanguard Cash Account	0.00	90,101.63	3.17	90,098.46	2,842,222.71	WP-1
Current Tax Assets	0.00	2,080.46	2,291.67	-211.21	9.22	WP-1 WP-2
Excessive Foreign Tax Credit Writeoff	0.00	-1,099.92	0.00	-1,099.92	100.00	
Foreign Tax Credits	0.00	1,099.92	0.00	1,099.92	100.00	
Managed Investments	0.00	18.05	0.00	18.05	100.00	
Vanguard Active Global Growth Fund	0.00	5.97	0.00	5.97	100.00	
Vanguard High Growth Index Fund	0.00	12.08	0.00	12.08	100.00	
Shares in Listed Companies - Foreign	0.00	1,081.87	0.00	1,081.87	100.00	

Assets	Qty	2022	2021	Change (\$)	Change (%)	
3M Co	0.00	21.05	0.00	21.05	100.00	
ABB Ltd.	0.00	34.85	0.00	34.85	100.00	
Activision Blizzard Inc	0.00	2.57	0.00	2.57	100.00	
Amada Holdings Co.Ltd	0.00	7.15	0.00	7.15	100.00	
American Tower Corp	0.00	28.73	0.00	28.73	100.00	
Amgen Inc	0.00	3.93	0.00	3.93	100.00	
Apple Inc	0.00	10.26	0.00	10.26	100.00	
Applied Materials Inc	0.00	4.96	0.00	4.96	100.00	
Assicurazioni Generali SPA	0.00	54.97	0.00	54.97	100.00	
Astellas Pharma Inc	0.00	8.09	0.00	8.09	100.00	
Bristol-Myers Squibb Co	0.00	24.96	0.00	24.96	100.00	
CDW Corp (New)	0.00	4.06	0.00	4.06	100.00	
Cisco Systems Inc	0.00	13.26	0.00	13.26	100.00	
Citizens Financial Group Inc	0.00	39.28	0.00	39.28	100.00	
Cognizant Technology Solutions Corp	0.00	8.53	0.00	8.53	100.00	
Daito Trust Construction Co Ltd	0.00	5.04	0.00	5.04	100.00	
eBay Inc	0.00	8.86	0.00	8.86	100.00	
EDP-Energias de Portugal SA	0.00	36.12	0.00	36.12	100.00	
Endesa SA	0.00	60.81	0.00	60.81	100.00	
ENGIE SA	0.00	45.02	0.00	45.02	100.00	
Hitachi Ltd	0.00	12.68	0.00	12.68	100.00	

Assets	Qty	2022	2021	Change (\$)	Change (%)	
HOYA CORP	0.00	1.11	0.00	1.11	100.00	
Illinois Tool Works Inc	0.00	17.38	0.00	17.38	100.00	
Intel Corp	0.00	10.61	0.00	10.61	100.00	
JM Smucker Co	0.00	29.08	0.00	29.08	100.00	
Johnson & Johnson	0.00	20.72	0.00	20.72	100.00	
JPMorgan Chase & Co	0.00	20.12	0.00	20.12	100.00	
KDDI CORP	0.00	24.30	0.00	24.30	100.00	
Kimberly-Clark Corp	0.00	9.40	0.00	9.40	100.00	
Kirin Holdings Co., Ltd.	0.00	2.69	0.00	2.69	100.00	
Koninklijke Ahold Delhaize N.V.	0.00	32.67	0.00	32.67	100.00	
L3Harris Technologies Inc	0.00	4.65	0.00	4.65	100.00	
Merck & Co Inc	0.00	26.29	0.00	26.29	100.00	
Michelin (CGDE)-B - Registered Shares	0.00	28.72	0.00	28.72	100.00	
Microsoft Corp	0.00	28.03	0.00	28.03	100.00	
Moncler SPA	0.00	4.97	0.00	4.97	100.00	
NetApp Inc	0.00	22.85	0.00	22.85	100.00	
Newmont Mining Corp	0.00	10.66	0.00	10.66	100.00	
Nintendo Co Ltd	0.00	19.73	0.00	19.73	100.00	
Novo Nordisk - Ordinary Shares - Class B	0.00	34.43	0.00	34.43	100.00	
Paychex Inc	0.00	31.15	0.00	31.15	100.00	
Public Storage	0.00	15.83	0.00	15.83	100.00	

Assets	Qty	2022	2021	Change (\$)	Change (%)	
Recordati SpA	0.00	16.53	0.00	16.53	100.00	
Robert Half International Inc	0.00	15.55	0.00	15.55	100.00	
Roche Holding AG	0.00	28.98	0.00	28.98	100.00	
Sanofi SA	0.00	42.22	0.00	42.22	100.00	
Schneider Electric SE	0.00	19.61	0.00	19.61	100.00	
SONY CORP	0.00	2.66	0.00	2.66	100.00	
Sundrug Co Ltd	0.00	4.96	0.00	4.96	100.00	
Taisei Corporation	0.00	3.75	0.00	3.75	100.00	
Telenor ASA	0.00	95.37	0.00	95.37	100.00	
Vinci SA	0.00	12.39	0.00	12.39	100.00	
Visa Inc - Ordinary Shares - Class A	0.00	7.58	0.00	7.58	100.00	
Zoetis Inc	0.00	1.70	0.00	1.70	100.00	
Franking Credits	0.00	2,080.46	0.00	2,080.46	100.00	
Managed Investments	0.00	93.35	0.00	93.35	100.00	
Vanguard High Growth Index Fund	0.00	93.35	0.00	93.35	100.00	
Shares in Listed Companies	0.00	1,983.27	0.00	1,983.27	100.00	
ANZ Group Holdings Limited	0.00	101.21	0.00	101.21	100.00	
Aristocrat Leisure Limited	0.00	100.73	0.00	100.73	100.00	
BHP Group Limited	0.00	359.97	0.00	359.97	100.00	
Brambles Limited	0.00	25.17	0.00	25.17	100.00	
Coles Group Limited.	0.00	124.15	0.00	124.15	100.00	

Assets	Qty	2022	2021	Change (\$)	Change (%)	
Commonwealth Bank Of Australia.	0.00	150.11	0.00	150.11	100.00	
Computershare Limited.	0.00	44.21	0.00	44.21	100.00	
CSL Limited	0.00	5.52	0.00	5.52	100.00	
Endeavour Group Limited	0.00	42.24	0.00	42.24	100.00	
Magellan Financial Group Limited	0.00	40.34	0.00	40.34	100.00	
National Australia Bank Limited	0.00	62.88	0.00	62.88	100.00	
Northern Star Resources Ltd	0.00	46.97	0.00	46.97	100.00	
Sonic Healthcare Limited	0.00	68.44	0.00	68.44	100.00	
Treasury Wine Estates Limited	0.00	66.40	0.00	66.40	100.00	
Wesfarmers Limited	0.00	174.47	0.00	174.47	100.00	
Westpac Banking Corporation	0.00	337.16	0.00	337.16	100.00	
Wisetech Global Limited	0.00	5.61	0.00	5.61	100.00	
Woodside Petroleum Ltd	0.00	127.56	0.00	127.56	100.00	
Woolworths Group Limited	0.00	100.13	0.00	100.13	100.00	
Stapled Securities	0.00	3.84	0.00	3.84	100.00	
Transurban Group - Fully Paid Ordinary/Units Stapled Securities	0.00	3.84	0.00	3.84	100.00	
Income Tax Payable	0.00	0.00	2,291.67	-2,291.67	100.00	
Receivables	0.00	0.00	2,097.29	-2,097.29	100.00	
Sundry Debtors	0.00	0.00	2,097.29	-2,097.29	100.00	
Sundry	0.00	0.00	2,097.29	-2,097.29	100.00	
Total Assets	0.00	1,042,438.48	949,954.68	92,483.80	9.74	

Liabilities	Qty	2022	2021	Change (\$)	Change (%)	
Total Liabilities	0.00	0.00	0.00	0.00	0.00	

Member Entitlements	Qty	2022	2021	Change (\$)	Change (%)	
Member Entitlement Accounts	0.00	1,042,438.48	949,954.68	92,483.80	9.74	WP-1 WP-2
Mr Ian Woodhill	0.00	732,633.28	667,524.31	65,108.97	9.75	
Account Based Pension (100% Tax Free)	0.00	732,633.28	0.00	732,633.28	100.00	
Accumulation	0.00	0.00	667,524.31	-667,524.31	100.00	
Ms Susan Woodwill	0.00	309,805.20	282,430.37	27,374.83	9.69	
Account Based Pension (100% Tax Free)	0.00	309,805.20	0.00	309,805.20	100.00	
Accumulation	0.00	0.00	282,430.37	-282,430.37	100.00	
Total Member Entitlements	0.00	1,042,438.48	949,954.68	92,483.80	9.74	

Operating Statement

Income	2022	2021	Change (\$)	Change (%)	
Investment Gains	136,989.24	-67,497.17	204,486.41	302.96	WP-1 WP-2 WP-3 WP-4 WP-5 WP-6
Increase in Market Value	98,641.60	-68,039.28	166,680.88	244.98	WP-1
Managed Investments	3.18	0.00	3.18	100.00	WP-1 WP-2 WP-3 WP-4
Vanguard Active Global Growth Fund	-12.17	0.00	-12.17	100.00	
Vanguard International Shares Index Fund (Hedged)	15.35	0.00	15.35	100.00	
Other Fixed Interest Securities	4,619.64	0.00	4,619.64	100.00	
Australian Government Treasury Bonds - Treasury Bond 2.75% 21-11-28 Semi	500.00	0.00	500.00	100.00	
Australian Government Treasury Bonds - Treasury Bond 3.25% 21-04-25 Semi	500.00	0.00	500.00	100.00	
Australian Government Treasury Bonds - Treasury Bond 3.25% 21-04-29 Semi	500.00	0.00	500.00	100.00	
Australian Government Treasury Bonds - Treasury Bond 3.75% 21-04-37 Semi	500.00	0.00	500.00	100.00	
Australian Government Treasury Bonds - Treasury Bond 4.50% 21-04-33 Semi	500.00	0.00	500.00	100.00	
Australian Government Treasury Bonds - Treasury Bond 5.75% 15-07-22 Semi	500.00	0.00	500.00	100.00	
Australian Government Treasury Indexed Bonds - Treas Indexed Bond Cpi+1.25% 21-02-22 Qly	528.49	0.00	528.49	100.00	
Australian Government Treasury Indexed Bonds - Treas Indexed Bond Cpi+2.50% 20-09-30 Qly	517.12	0.00	517.12	100.00	
Australian Government Treasury Indexed Bonds - Treas Indexed Bond Cpi+3.00% 20-09-25 Qly	574.03	0.00	574.03	100.00	

Income	2022	2021	Change (\$)	Change (%)	
Shares in Listed Companies	27,362.25	0.00	27,362.25	100.00	
ANZ Group Holdings Limited	741.40	0.00	741.40	100.00	
Aristocrat Leisure Limited	5,026.06	0.00	5,026.06	100.00	
BHP Group Limited	1,341.17	0.00	1,341.17	100.00	
Bluescope Steel Limited	500.00	0.00	500.00	100.00	
Brambles Limited	500.00	0.00	500.00	100.00	
Coles Group Limited.	500.00	0.00	500.00	100.00	
Commonwealth Bank Of Australia.	1,371.69	0.00	1,371.69	100.00	
Computershare Limited.	500.00	0.00	500.00	100.00	
CSL Limited	500.00	0.00	500.00	100.00	
Endeavour Group Limited	500.00	0.00	500.00	100.00	
Flight Centre Travel Group Limited	2,828.05	0.00	2,828.05	100.00	
Magellan Financial Group Limited	500.00	0.00	500.00	100.00	
National Australia Bank Limited	654.41	0.00	654.41	100.00	
Northern Star Resources Ltd	2,378.01	0.00	2,378.01	100.00	
Qantas Airways Limited	2,693.33	0.00	2,693.33	100.00	
Sonic Healthcare Limited	500.00	0.00	500.00	100.00	
Treasury Wine Estates Limited	500.00	0.00	500.00	100.00	
Wesfarmers Limited	1,439.09	0.00	1,439.09	100.00	
Westpac Banking Corporation	2,697.08	0.00	2,697.08	100.00	
Wisetech Global Limited	500.00	0.00	500.00	100.00	

Income	2022	2021	Change (\$)	Change (%)	
Woodside Petroleum Ltd	691.96	0.00	691.96	100.00	
Woolworths Group Limited	500.00	0.00	500.00	100.00	
Shares in Listed Companies - Foreign	47,906.60	0.00	47,906.60	100.00	
3M Co	500.00	0.00	500.00	100.00	
Allianz SE - Registered Shares	846.09	0.00	846.09	100.00	
Amada Holdings Co.Ltd	1,037.34	0.00	1,037.34	100.00	
American Tower Corp	500.00	0.00	500.00	100.00	
Amgen Inc	500.00	0.00	500.00	100.00	
Apple Inc	1,587.22	0.00	1,587.22	100.00	
Applied Materials Inc	519.07	0.00	519.07	100.00	
Booking Holdings Inc	500.00	0.00	500.00	100.00	
Bristol-Myers Squibb Co	827.05	0.00	827.05	100.00	
CDW Corp (New)	668.28	0.00	668.28	100.00	
Cisco Systems Inc	500.00	0.00	500.00	100.00	
Citizens Financial Group Inc	2,215.60	0.00	2,215.60	100.00	
Cognizant Technology Solutions Corp	1,368.20	0.00	1,368.20	100.00	
Daito Trust Construction Co Ltd	1,093.35	0.00	1,093.35	100.00	
DBS Group Holdings Ltd	1,542.48	0.00	1,542.48	100.00	
Direct Line Insurance Group PLC	730.27	0.00	730.27	100.00	
eBay Inc	500.00	0.00	500.00	100.00	
EDP-Energias de Portugal SA	500.00	0.00	500.00	100.00	

Income	2022	2021	Change (\$)	Change (%)	
Endesa SA	793.51	0.00	793.51	100.00	
ENGIE SA	1,202.70	0.00	1,202.70	100.00	
Expedia Inc Del	500.00	0.00	500.00	100.00	
FleetCor Technologies Inc	673.68	0.00	673.68	100.00	
Google Inc	1,455.71	0.00	1,455.71	100.00	
HOYA CORP	681.88	0.00	681.88	100.00	
Illinois Tool Works Inc	742.19	0.00	742.19	100.00	
Intel Corp	500.00	0.00	500.00	100.00	
Intertek Group PLC	972.95	0.00	972.95	100.00	
JM Smucker Co	906.59	0.00	906.59	100.00	
Johnson & Johnson	500.00	0.00	500.00	100.00	
JPMorgan Chase & Co	500.00	0.00	500.00	100.00	
KDDI CORP	500.00	0.00	500.00	100.00	
Kimberly-Clark Corp	500.00	0.00	500.00	100.00	
Kirin Holdings Co., Ltd.	500.00	0.00	500.00	100.00	
Koninklijke Ahold Delhaize N.V.	500.00	0.00	500.00	100.00	
Meiji Holdings Co.Ltd.	500.00	0.00	500.00	100.00	
Merck & Co Inc	500.00	0.00	500.00	100.00	
Meta Platforms Inc	4,126.78	0.00	4,126.78	100.00	
Microsoft Corp	500.00	0.00	500.00	100.00	
Moncler SPA	674.68	0.00	674.68	100.00	

Income	2022	2021	Change (\$)	Change (%)	
NetApp Inc	1,410.37	0.00	1,410.37	100.00	
Newmont Mining Corp	500.00	0.00	500.00	100.00	
Novo Nordisk - Ordinary Shares - Class B	500.00	0.00	500.00	100.00	
O'Reilly Automotive Inc	500.00	0.00	500.00	100.00	
Paychex Inc	500.00	0.00	500.00	100.00	
Public Storage	1,225.47	0.00	1,225.47	100.00	
Recordati SpA	500.00	0.00	500.00	100.00	
Robert Half International Inc	500.00	0.00	500.00	100.00	
Roche Holding AG	500.00	0.00	500.00	100.00	
Royal Dutch Shell PLC	500.00	0.00	500.00	100.00	
Sanofi SA	500.00	0.00	500.00	100.00	
SONY CORP	807.77	0.00	807.77	100.00	
Southwest Airlines Co	500.00	0.00	500.00	100.00	
Sundrug Co Ltd	981.83	0.00	981.83	100.00	
Taisei Corporation	573.39	0.00	573.39	100.00	
Telenor ASA	1,330.15	0.00	1,330.15	100.00	
Unilever PLC	1,182.29	0.00	1,182.29	100.00	
Vinci SA	729.71	0.00	729.71	100.00	
Visa Inc - Ordinary Shares - Class A	500.00	0.00	500.00	100.00	
Zoetis Inc	500.00	0.00	500.00	100.00	
Stapled Securities	2,251.05	0.00	2,251.05	100.00	

Income	2022	2021	Change (\$)	Change (%)	
Sydney Airport - Fully Paid Ordinary/Units Stapled Securities	1,751.05	0.00	1,751.05	100.00	
Transurban Group - Fully Paid Ordinary/Units Stapled Securities	500.00	0.00	500.00	100.00	
Units In Listed Unit Trusts	500.00	0.00	500.00	100.00	
Betashares U.S. Dollar ETF - Betashares U.S. Dollar ETF	500.00	0.00	500.00	100.00	
Units In Unlisted Unit Trusts	15,998.88	0.00	15,998.88	100.00	
Bitcoin	9,757.88	0.00	9,757.88	100.00	
Ethereum	6,241.00	0.00	6,241.00	100.00	
Realised Capital Gains	38,347.64	542.11	37,805.53	6,973.77	WP-1
Managed Investments	-17,888.69	0.00	-17,888.69	100.00	
Vanguard Active Global Growth Fund	-11,931.30	0.00	-11,931.30	100.00	
Vanguard High Growth Index Fund	-2,840.58	0.00	-2,840.58	100.00	
Vanguard International Shares Index Fund (Hedged)	-3,116.81	0.00	-3,116.81	100.00	
Shares in Listed Companies	17,671.26	0.00	17,671.26	100.00	
ANZ Group Holdings Limited	-1,963.75	0.00	-1,963.75	100.00	
Aristocrat Leisure Limited	3,409.82	0.00	3,409.82	100.00	
BHP Group Limited	979.10	0.00	979.10	100.00	
Bluescope Steel Limited	812.16	0.00	812.16	100.00	
Brambles Limited	88.57	0.00	88.57	100.00	
Coles Group Limited.	837.12	0.00	837.12	100.00	
Commonwealth Bank Of Australia.	2,387.84	0.00	2,387.84	100.00	
Computershare Limited.	4,071.06	0.00	4,071.06	100.00	

Income	2022	2021	Change (\$)	Change (%)	
CSL Limited	-1,352.98	0.00	-1,352.98	100.00	
Endeavour Group Limited	456.12	0.00	456.12	100.00	
Flight Centre Travel Group Limited	-427.03	0.00	-427.03	100.00	
Magellan Financial Group Limited	-4,316.80	0.00	-4,316.80	100.00	
National Australia Bank Limited	683.95	0.00	683.95	100.00	
Northern Star Resources Ltd	-1,704.45	0.00	-1,704.45	100.00	
Qantas Airways Limited	-504.49	0.00	-504.49	100.00	
Sonic Healthcare Limited	1,733.58	0.00	1,733.58	100.00	
Transurban Group - Rights-Appsclose 08Oct2021 Us Prohibited	23.10	0.00	23.10	100.00	
Treasury Wine Estates Limited	2,653.80	0.00	2,653.80	100.00	
Wesfarmers Limited	577.40	0.00	577.40	100.00	
Westpac Banking Corporation	5,138.19	0.00	5,138.19	100.00	
Wisetech Global Limited	2,348.71	0.00	2,348.71	100.00	
Woodside Energy Group Ltd	1,510.82	0.00	1,510.82	100.00	
Woodside Petroleum Ltd	-206.35	0.00	-206.35	100.00	
Woolworths Group Limited	435.77	0.00	435.77	100.00	
Shares in Listed Companies - Foreign	34,463.42	0.00	34,463.42	100.00	
3M Co	347.43	0.00	347.43	100.00	
ABB Ltd.	-278.50	0.00	-278.50	100.00	
Activision Blizzard Inc	-2,170.74	0.00	-2,170.74	100.00	
Allianz SE - Registered Shares	-135.90	0.00	-135.90	100.00	

Income	2022	2021	Change (\$)	Change (%)	
Amada Holdings Co.Ltd	-477.56	0.00	-477.56	100.00	
American Tower Corp	765.43	0.00	765.43	100.00	
Amgen Inc	322.65	0.00	322.65	100.00	
Apple Inc	5,015.05	0.00	5,015.05	100.00	
Applied Materials Inc	2,453.27	0.00	2,453.27	100.00	
Assicurazioni Generali SPA	-748.57	0.00	-748.57	100.00	
Astellas Pharma Inc	-120.62	0.00	-120.62	100.00	
Booking Holdings Inc	2,612.35	0.00	2,612.35	100.00	
Bridgestone Corp	159.53	0.00	159.53	100.00	
Bristol-Myers Squibb Co	188.62	0.00	188.62	100.00	
CDW Corp (New)	861.64	0.00	861.64	100.00	
Cisco Systems Inc	1,013.17	0.00	1,013.17	100.00	
Citizens Financial Group Inc	2,082.41	0.00	2,082.41	100.00	
Cognizant Technology Solutions Corp	215.71	0.00	215.71	100.00	
Daito Trust Construction Co Ltd	-676.83	0.00	-676.83	100.00	
DBS Group Holdings Ltd	1,402.49	0.00	1,402.49	100.00	
Direct Line Insurance Group PLC	-119.78	0.00	-119.78	100.00	
eBay Inc	141.59	0.00	141.59	100.00	
EDP-Energias de Portugal SA	677.33	0.00	677.33	100.00	
Endesa SA	-852.49	0.00	-852.49	100.00	
ENGIE SA	-592.35	0.00	-592.35	100.00	

Income	2022	2021	Change (\$)	Change (%)	
Euroapi S.A.	12.83	0.00	12.83	100.00	
Expedia Inc Del	-1,069.91	0.00	-1,069.91	100.00	
FleetCor Technologies Inc	-332.34	0.00	-332.34	100.00	
Google Inc	4,223.14	0.00	4,223.14	100.00	
Hitachi Ltd	-248.58	0.00	-248.58	100.00	
HOYA CORP	221.86	0.00	221.86	100.00	
Illinois Tool Works Inc	713.51	0.00	713.51	100.00	
Intel Corp	-259.40	0.00	-259.40	100.00	
Intertek Group PLC	-862.00	0.00	-862.00	100.00	
JM Smucker Co	794.57	0.00	794.57	100.00	
Johnson & Johnson	1,344.02	0.00	1,344.02	100.00	
JPMorgan Chase & Co	-517.25	0.00	-517.25	100.00	
KDDI CORP	511.73	0.00	511.73	100.00	
Kimberly-Clark Corp	-250.69	0.00	-250.69	100.00	
Kirin Holdings Co., Ltd.	-305.99	0.00	-305.99	100.00	
Koninklijke Ahold Delhaize N.V.	491.37	0.00	491.37	100.00	
L3Harris Technologies Inc	238.54	0.00	238.54	100.00	
Meiji Holdings Co.Ltd.	-581.32	0.00	-581.32	100.00	
Merck & Co Inc	431.80	0.00	431.80	100.00	
Meta Platforms Inc	514.80	0.00	514.80	100.00	
Meta Platforms Inc - Ordinary Shares - Class A	-3,502.01	0.00	-3,502.01	100.00	

Income	2022	2021	Change (\$)	Change (%)	
Michelin (CGDE)-B - Registered Shares	-79.86	0.00	-79.86	100.00	
Microsoft Corp	7,584.73	0.00	7,584.73	100.00	
Moncler SPA	454.76	0.00	454.76	100.00	
NetApp Inc	1,882.89	0.00	1,882.89	100.00	
Newmont Mining Corp	884.17	0.00	884.17	100.00	
Nintendo Co Ltd	-459.80	0.00	-459.80	100.00	
Novo Nordisk - Ordinary Shares - Class B	5,308.18	0.00	5,308.18	100.00	
O'Reilly Automotive Inc	1,782.09	0.00	1,782.09	100.00	
Paychex Inc	2,814.28	0.00	2,814.28	100.00	
Public Storage	1,508.89	0.00	1,508.89	100.00	
Recordati SpA	330.30	0.00	330.30	100.00	
Robert Half International Inc	3,322.65	0.00	3,322.65	100.00	
Roche Holding AG	750.52	0.00	750.52	100.00	
Royal Dutch Shell PLC	40.77	0.00	40.77	100.00	
Sanofi SA	157.98	0.00	157.98	100.00	
Schneider Electric SE	-904.31	0.00	-904.31	100.00	
SONY CORP	1,242.76	0.00	1,242.76	100.00	
Southwest Airlines Co	-650.98	0.00	-650.98	100.00	
Sundrug Co Ltd	-1,691.39	0.00	-1,691.39	100.00	
Taisei Corporation	-331.68	0.00	-331.68	100.00	
Telenor ASA	-1,326.22	0.00	-1,326.22	100.00	

Income	2022	2021	Change (\$)	Change (%)	
Unilever PLC	-1,880.03	0.00	-1,880.03	100.00	
Vinci SA	-241.15	0.00	-241.15	100.00	
Visa Inc - Ordinary Shares - Class A	381.92	0.00	381.92	100.00	
Willis Towers Watson Public Limited Co	-327.42	0.00	-327.42	100.00	
Zoetis Inc	255.36	0.00	255.36	100.00	
Stapled Securities	2,665.05	0.00	2,665.05	100.00	
Sydney Airport - Fully Paid Ordinary/Units Stapled Securities	2,282.00	0.00	2,282.00	100.00	
Transurban Group - Fully Paid Ordinary/Units Stapled Securities	383.05	0.00	383.05	100.00	
Units In Listed Unit Trusts	1,436.60	0.00	1,436.60	100.00	
Betashares Australian High Interest Cash ETF - Betashares Australian High Interest Cash ETF	-69.72	0.00	-69.72	100.00	
Betashares U.S. Dollar ETF - Betashares U.S. Dollar ETF	1,506.32	0.00	1,506.32	100.00	
Investment Income	20,153.98	31,046.35	-10,892.37	35.08	WP-1 WP-2
Distributions	2,241.81	28,841.59	-26,599.78	92.23	WP-1 WP-2
Managed Investments	1,714.26	0.00	1,714.26	100.00	WP-1
Vanguard Active Global Growth Fund	1,077.42	0.00	1,077.42	100.00	
Vanguard High Growth Index Fund	636.84	0.00	636.84	100.00	
Shares in Listed Companies - Foreign	327.61	0.00	327.61	100.00	
American Tower Corp	191.53	0.00	191.53	100.00	
Daito Trust Construction Co Ltd	30.51	0.00	30.51	100.00	

Income	2022	2021	Change (\$)	Change (%)	
Public Storage	105.57	0.00	105.57	100.00	
Stapled Securities	106.70	0.00	106.70	100.00	
Transurban Group - Fully Paid Ordinary/Units Stapled Securities	106.70	0.00	106.70	100.00	
Units In Listed Unit Trusts	93.24	0.00	93.24	100.00	
Betashares Australian High Interest Cash ETF - Betashares Australian High Interest Cash ETF	93.24	0.00	93.24	100.00	
Dividends	7,250.89	0.00	7,250.89	100.00	WP-1
Shares in Listed Companies	7,250.89	0.00	7,250.89	100.00	
ANZ Group Holdings Limited	337.37	0.00	337.37	100.00	
Aristocrat Leisure Limited	335.77	0.00	335.77	100.00	
BHP Group Limited	1,199.91	0.00	1,199.91	100.00	
Bluescope Steel Limited	96.80	0.00	96.80	100.00	
Brambles Limited	220.90	0.00	220.90	100.00	
Coles Group Limited.	413.83	0.00	413.83	100.00	
Commonwealth Bank Of Australia.	500.36	0.00	500.36	100.00	
Computershare Limited.	235.19	0.00	235.19	100.00	
CSL Limited	228.19	0.00	228.19	100.00	
Endeavour Group Limited	140.80	0.00	140.80	100.00	
Magellan Financial Group Limited	165.85	0.00	165.85	100.00	
National Australia Bank Limited	209.61	0.00	209.61	100.00	
Northern Star Resources Ltd	188.88	0.00	188.88	100.00	
Sonic Healthcare Limited	272.99	0.00	272.99	100.00	

Income	2022	2021	Change (\$)	Change (%)	
Treasury Wine Estates Limited	221.32	0.00	221.32	100.00	
Wesfarmers Limited	581.57	0.00	581.57	100.00	
Westpac Banking Corporation	1,123.88	0.00	1,123.88	100.00	
Wisetech Global Limited	18.70	0.00	18.70	100.00	
Woodside Petroleum Ltd	425.19	0.00	425.19	100.00	
Woolworths Group Limited	333.78	0.00	333.78	100.00	
Foreign Income	6,472.17	0.00	6,472.17	100.00	WP-1
Foreign Dividend	6,472.17	0.00	6,472.17	100.00	
Shares in Listed Companies - Foreign	6,472.17	0.00	6,472.17	100.00	
3M Co	140.35	0.00	140.35	100.00	
ABB Ltd.	99.58	0.00	99.58	100.00	
Activision Blizzard Inc	17.17	0.00	17.17	100.00	
Amada Holdings Co.Ltd	71.51	0.00	71.51	100.00	
Amgen Inc	26.21	0.00	26.21	100.00	
Apple Inc	68.43	0.00	68.43	100.00	
Applied Materials Inc	33.06	0.00	33.06	100.00	
Assicurazioni Generali SPA	211.42	0.00	211.42	100.00	
Astellas Pharma Inc	80.84	0.00	80.84	100.00	
Bristol-Myers Squibb Co	166.29	0.00	166.29	100.00	
CDW Corp (New)	27.04	0.00	27.04	100.00	
Cisco Systems Inc	88.41	0.00	88.41	100.00	

Income	2022	2021	Change (\$)	Change (%)	
Citizens Financial Group Inc	261.84	0.00	261.84	100.00	
Cognizant Technology Solutions Corp	56.86	0.00	56.86	100.00	
DBS Group Holdings Ltd	269.80	0.00	269.80	100.00	
Direct Line Insurance Group PLC	53.50	0.00	53.50	100.00	
eBay Inc	59.16	0.00	59.16	100.00	
EDP-Energias de Portugal SA	144.49	0.00	144.49	100.00	
Endesa SA	342.92	0.00	342.92	100.00	
ENGIE SA	180.06	0.00	180.06	100.00	
Hitachi Ltd	126.87	0.00	126.87	100.00	
HOYA CORP	11.14	0.00	11.14	100.00	
Illinois Tool Works Inc	115.86	0.00	115.86	100.00	
Intel Corp	70.74	0.00	70.74	100.00	
Intertek Group PLC	48.05	0.00	48.05	100.00	
JM Smucker Co	193.86	0.00	193.86	100.00	
Johnson & Johnson	138.07	0.00	138.07	100.00	
JPMorgan Chase & Co	134.10	0.00	134.10	100.00	
KDDI CORP	243.00	0.00	243.00	100.00	
Kimberly-Clark Corp	62.63	0.00	62.63	100.00	
Kirin Holdings Co., Ltd.	26.89	0.00	26.89	100.00	
Koninklijke Ahold Delhaize N.V.	217.82	0.00	217.82	100.00	
L3Harris Technologies Inc	31.04	0.00	31.04	100.00	

Income	2022	2021	Change (\$)	Change (%)	
Merck & Co Inc	175.32	0.00	175.32	100.00	
Michelin (CGDE)-B - Registered Shares	114.88	0.00	114.88	100.00	
Microsoft Corp	186.87	0.00	186.87	100.00	
Moncler SPA	19.12	0.00	19.12	100.00	
NetApp Inc	152.37	0.00	152.37	100.00	
Newmont Mining Corp	71.10	0.00	71.10	100.00	
Nintendo Co Ltd	197.24	0.00	197.24	100.00	
Novo Nordisk - Ordinary Shares - Class B	127.52	0.00	127.52	100.00	
Paychex Inc	207.66	0.00	207.66	100.00	
Recordati SpA	63.60	0.00	63.60	100.00	
Robert Half International Inc	103.64	0.00	103.64	100.00	
Roche Holding AG	82.80	0.00	82.80	100.00	
Royal Dutch Shell PLC	14.39	0.00	14.39	100.00	
Sanofi SA	169.10	0.00	169.10	100.00	
Schneider Electric SE	78.45	0.00	78.45	100.00	
SONY CORP	26.61	0.00	26.61	100.00	
Sundrug Co Ltd	49.58	0.00	49.58	100.00	
Taisei Corporation	37.39	0.00	37.39	100.00	
Telenor ASA	381.48	0.00	381.48	100.00	
Unilever PLC	253.48	0.00	253.48	100.00	
Vinci SA	48.82	0.00	48.82	100.00	

Income	2022	2021	Change (\$)	Change (%)	
Visa Inc - Ordinary Shares - Class A	50.55	0.00	50.55	100.00	
Willis Towers Watson PLC	29.90	0.00	29.90	100.00	
Zoetis Inc	11.29	0.00	11.29	100.00	
Interest	4,189.11	2,204.76	1,984.35	90.00	
Cash At Bank	199.30	0.00	199.30	100.00	
Macquarie CMA	84.56	0.00	84.56	100.00	WP-1
Praemium Cash Account	72.67	0.00	72.67	100.00	WP-1
Vanguard Cash Account	42.07	0.00	42.07	100.00	WP-1
Other Fixed Interest Securities	3,989.81	0.00	3,989.81	100.00	WP-1
Australian Government Treasury Bonds - Treasury Bond 1.00% 21-11-31 Semi	432.50	0.00	432.50	100.00	
Australian Government Treasury Bonds - Treasury Bond 2.75% 21-11-28 Semi	188.36	0.00	188.36	100.00	
Australian Government Treasury Bonds - Treasury Bond 3.25% 21-04-25 Semi	623.99	0.00	623.99	100.00	
Australian Government Treasury Bonds - Treasury Bond 3.25% 21-04-29 Semi	445.23	0.00	445.23	100.00	
Australian Government Treasury Bonds - Treasury Bond 3.75% 21-04-37 Semi	794.99	0.00	794.99	100.00	
Australian Government Treasury Bonds - Treasury Bond 4.50% 21-04-33 Semi	1,149.75	0.00	1,149.75	100.00	
Australian Government Treasury Bonds - Treasury Bond 5.75% 15-07-22 Semi	181.11	0.00	181.11	100.00	
Australian Government Treasury Indexed Bonds - Treas Indexed Bond Cpi+1.25% 21-02-22 Qly	40.15	0.00	40.15	100.00	
Australian Government Treasury Indexed Bonds - Treas Indexed Bond Cpi+2.50% 20-09-30 Qly	61.70	0.00	61.70	100.00	
Australian Government Treasury Indexed Bonds - Treas Indexed Bond Cpi+3.00% 20-09-25 Qly	72.03	0.00	72.03	100.00	
Total Income	157,143.22	-36,450.82	193,594.04	531.11	

Expenses	2022	2021	Change (\$)	Change (%)	
Investment Losses	27,443.92	0.00	27,443.92	100.00	
Realised Traditional Security Losses	27,443.92	0.00	27,443.92	100.00	
Other Fixed Interest Securities	27,443.92	0.00	27,443.92	100.00	
Australian Government Treasury Bonds - Treasury Bond 1.00% 21-11-31 Semi	5,524.96	0.00	5,524.96	100.00	
Australian Government Treasury Bonds - Treasury Bond 2.75% 21-11-28 Semi	1,198.67	0.00	1,198.67	100.00	
Australian Government Treasury Bonds - Treasury Bond 3.25% 21-04-25 Semi	2,166.16	0.00	2,166.16	100.00	
Australian Government Treasury Bonds - Treasury Bond 3.25% 21-04-29 Semi	2,386.76	0.00	2,386.76	100.00	
Australian Government Treasury Bonds - Treasury Bond 3.75% 21-04-37 Semi	7,830.26	0.00	7,830.26	100.00	
Australian Government Treasury Bonds - Treasury Bond 4.50% 21-04-33 Semi	7,770.58	0.00	7,770.58	100.00	
Australian Government Treasury Bonds - Treasury Bond 5.75% 15-07-22 Semi	185.27	0.00	185.27	100.00	
Australian Government Treasury Indexed Bonds - Treas Indexed Bond Cpi+1.25% 21-02-22 Qly	-1.75	0.00	-1.75	100.00	
Australian Government Treasury Indexed Bonds - Treas Indexed Bond Cpi+2.50% 20-09-30 Qly	307.30	0.00	307.30	100.00	
Australian Government Treasury Indexed Bonds - Treas Indexed Bond Cpi+3.00% 20-09-25 Qly	75.71	0.00	75.71	100.00	
Member Payments	26,520.00	0.00	26,520.00	100.00	
Pensions Paid	26,520.00	0.00	26,520.00	100.00	WP-1
Mr Ian Woodhill	18,517.00	0.00	18,517.00	100.00	
Account Based Pension (100% Tax Free)	18,517.00	0.00	18,517.00	100.00	
Ms Susan Woodwill	8,003.00	0.00	8,003.00	100.00	
Account Based Pension (100% Tax Free)	8,003.00	0.00	8,003.00	100.00	
Other Expenses	9,854.58	20,771.59	-10,917.01	52.56	
Accountancy Fee	660.00	660.00	0.00	0.00	WP-1

Expenses	2022	2021	Change (\$)	Change (%)	
Adviser Fee	0.00	440.00	-440.00	100.00	
Auditor Fee	440.00	0.00	440.00	100.00	WP-1 WP-2
Bank Fees	39.07	0.00	39.07	100.00	
Cash At Bank	39.07	0.00	39.07	100.00	
Vanguard Cash Account	39.07	0.00	39.07	100.00	
Fund Administration Fee	137.50	0.00	137.50	100.00	WP-1
Investment Management Fee	8,319.01	19,275.09	-10,956.08	56.84	WP-1
Property Expenses	0.00	137.50	-137.50	100.00	WP-1
Legal Fees	0.00	137.50	-137.50	100.00	
SMSF Supervisory Levy	259.00	259.00	0.00	0.00	
Total Expenses	63,818.50	20,771.59	43,046.91	207.24	
Income Tax	2022	2021	Change (\$)	Change (%)	
Income Tax Expense	1,099.92	0.00	1,099.92	100.00	WP-1 WP-2
Excessive Foreign Tax Credit Writeoff Expense	1,099.92	0.00	1,099.92	100.00	
Prior Years Over Provision for Income Tax	-259.00	0.00	-259.00	100.00	
Total Income Tax	840.92	0.00	840.92	100.00	
Net Profit(Loss) Total	92,483.80	-57,222.41			

Pension Limit

				Current Status : Good to Go Prior Status : N/A	Prepared By : N/A	Reviewed By : N/A
	Account Name	Age	Year To Date	Minimum	Maximum	
Mr Ian Woodhill						
	Account Based Pension (100% Tax Free)	75	18,517.00	16,690.00		
Ms Susan Woodwill						
	Account Based Pension (100% Tax Free)	74	8,003.00	7,060.00		

Tax Effective Allocation of Pension Payment (Member Level)

		Current Status : Good to Go Prior Status : N/A	Prepared By : N/A	Reviewed By : N/A
	Account Name	Drawdown To Date	Minimum	Tax Free %
Mr Ian Woodhill (Age: 75 at 30/06/2022)				
	Account Based Pension (100% Tax Free)	18,517.00	16,690.00	0.00
Ms Susan Woodwill (Age: 74 at 30/06/2022)				
	Account Based Pension (100% Tax Free)	8,003.00	7,060.00	0.00

Preservation Components for Member above 65

				Current Status : Good to Go Prior Status : N/A	Prepared By : N/A	Reviewed By : N/A
	Account Name	Account Type	Preserved Amount	Restricted Non-Preserved Amount	Unrestricted Non-Preserved Amount	
Mr Ian Woodhill (Age: 75 at 30/06/2022)						
	Accumulation	Accumulation	0.00	0.00	0.00	
	Account Based Pension (100% Tax Free)	Pension	0.00	0.00	732,633.28	
Ms Susan Woodwill (Age: 74 at 30/06/2022)						
	Accumulation	Accumulation	0.00	0.00	0.00	
	Account Based Pension (100% Tax Free)	Pension	0.00	0.00	309,805.20	

Lump Sum Payment - Good to Go

Great news! After review there is nothing that requires your attention.

Tax Component Verification (Accumulation)

		Current Status : Good to Go Prior Status : N/A	Prepared By : N/A	Reviewed By : N/A
	Account Name		Prior Year Tax Free Amount	Current Year Tax Free Amount
Mr Ian Woodhill (Age: 75 at 30/06/2022)				
	Accumulation		0.00	0.00
Ms Susan Woodwill (Age: 74 at 30/06/2022)				
	Accumulation		0.00	0.00

Tax Component Verification (Pension)

		Current Status : Good to Go Prior Status : N/A	Prepared By : N/A	Reviewed By : N/A
	Account Name	Calculated tax free %	Current year tax free %	Prior year tax free %
Mr Ian Woodhill (Age: 75 at 30/06/2022)				
	Account Based Pension (100% Tax Free)		0.00	
Ms Susan Woodwill (Age: 74 at 30/06/2022)				
	Account Based Pension (100% Tax Free)		0.00	




Work Test - Good to Go

Great news! After review there is nothing that requires your attention.

Contribution Cap Limit

		Current Status : Good to Go Prior Status : N/A	Prepared By : N/A	Reviewed By : N/A
	Current Year Contributions		Concessional	Non-Concessional
Mr Ian Woodhill Date of Birth: 04/02/1947 (Age: 74 at 30/06/2022)				
	Caps		27,500.00	110,000.00
	Cumulative available unused cap		0.00	0.00
	Maximum cap available		27,500.00	110,000.00
	Contributions made (to this fund)		0.00	0.00
	Contributions made (to other fund)		0.00	0.00
	Contributions as allocated		0.00	0.00
	Amount above caps		0.00	0.00
Ms Susan Woodwill Date of Birth: 19/06/1948 (Age: 73 at 30/06/2022)				
	Caps		27,500.00	110,000.00
	Cumulative available unused cap		75,000.00	0.00
	Maximum cap available		102,500.00	110,000.00
	Contributions made (to this fund)		0.00	0.00
	Contributions made (to other fund)		0.00	0.00
	Contributions as allocated		0.00	0.00
	Amount above caps		0.00	0.00

Negative Balance

			Current Status : Good to Go Prior Status : Warning	Prepared By : Jillian Torres	Reviewed By : N/A
	Date	Description	Debits	Credits	Balance
Praemium Cash Account					
	10/06/2022	Withdrawal from the SMA, paid via Direct Entry, (Ref=1329728715)	806,252.37	0.00	-5.67
	14/06/2022	Dividend payment, Transfer to Pending Withdrawal Account in preparation for payment on 01/07/2022 (Pay Ref 1331048373)	30.70	0.00	-5.67
	15/06/2022	ELE Dividend - Tax Reclaim	0.00	5.43	-0.24







Contra Bank Entries

			Current Status : Good to Go Prior Status : Warning	Prepared By : Jillian Torres	Reviewed By : N/A
	Date	Description	Debits	Credits	Balance
Vanguard Cash Account					
🚩	02/07/2021	Off-System BSB Direct Entry Deposit - FUNDS TRANSFER	0.00	40,000.00	40,003.17
🚩	02/12/2021	One-off Cash Withdrawal to 122686678 on 01-Dec-2021	466.15	0.00	0.14
Pending Withdrawal Account					
🚩	03/11/2021	Application Money on 23 ALLR	0.00	962.55	962.55
🚩	08/11/2021	Payment of Application Money on 23 ALLR	962.55	0.00	0.00
🚩	26/11/2021	(Withdrawal)Transfer from Cash Account in preparation for payment once the sale of securities has settled (Pay Ref 1319027691)	0.00	50,000.00	50,000.00
🚩	30/11/2021	Transfer to Main Cash account to fund payment (Pay Ref 1319027691)	50,000.00	0.00	0.00
🚩	10/06/2022	(Closure Payout) transfer from cash account in preparation for payment (Pay Ref 1329728715)	0.00	806,252.37	806,341.96
🚩	10/06/2022	Transfer to Main Cash account to fund payment (Pay Ref 1329728715)	806,252.37	0.00	89.59
Macquarie CMA					
🚩	02/07/2021	TRANSACT FUNDS TFR TO WOODHILL SUPER FUN	40,000.00	0.00	50,040.31
🚩	02/12/2021	Vanguard86436888 656361	0.00	466.15	89,456.46
Praemium Cash Account					
🚩	08/10/2021	RDSB Deferred Settlement	0.00	6,875.98	125,877.80
🚩	08/10/2021	Net settlement for rebalance 24292 settling on 08/10/2021	6,875.98	0.00	112,406.01














				Current Status : Good to Go Prior Status : Warning	Prepared By : Jillian Torres	Reviewed By : N/A
🚩	03/11/2021	Application Money on 23 ALLR	962.55	0.00	100,284.21	
🚩	08/11/2021	Payment of Application Money on 23 ALLR	0.00	962.55	28,981.44	
🚩	26/11/2021	Transfer to Pending Withdrawal Account for payment once the sale of securities has settled (Pay Ref 1319027691)	50,000.00	0.00	7,229.96	
🚩	30/11/2021	Transfer from Pending Withdrawals account to fund payment (Pay Ref 1319027691)	0.00	50,000.00	57,378.99	
🚩	18/03/2022	ULVR Deferred Settlement	0.00	621.87	61,530.53	
🚩	18/03/2022	AAA Deferred Settlement	0.00	2,655.83	64,186.36	
🚩	21/03/2022	ML Deferred Settlement	0.00	3,153.97	56,727.87	
🚩	21/03/2022	ULVR Deferred Settlement	621.87	0.00	56,106.00	
🚩	21/03/2022	AAA Deferred Settlement	2,655.83	0.00	53,450.17	
🚩	21/03/2022	ML Deferred Settlement	3,153.97	0.00	50,296.20	
🚩	22/03/2022	ML Deferred Settlement	0.00	3,153.97	53,450.17	
🚩	22/03/2022	ML Deferred Settlement	3,153.97	0.00	50,296.20	
🚩	23/03/2022	ML Deferred Settlement	0.00	3,153.97	53,828.96	
🚩	23/03/2022	ML Deferred Settlement	3,153.97	0.00	50,674.99	
🚩	24/03/2022	ML Deferred Settlement	0.00	3,153.97	53,828.96	
🚩	24/03/2022	ML Deferred Settlement	3,153.97	0.00	50,674.99	
🚩	07/06/2022	V Dividend (Pay Ref 1331048373)	0.00	10.13	47,598.56	
🚩	07/06/2022	MONC Dividend (Pay Ref 1331048373)	0.00	14.15	47,612.71	














			Current Status : Good to Go Prior Status : Warning	Prepared By : Jillian Torres	Reviewed By : N/A
🚩	07/06/2022	Dividend payment, Transfer to Pending Withdrawal Account in preparation for payment on 01/07/2022 (Pay Ref 1331048373)	10.13	0.00	47,602.58
🚩	07/06/2022	Dividend payment, Transfer to Pending Withdrawal Account in preparation for payment on 01/07/2022 (Pay Ref 1331048373)	14.15	0.00	47,588.43
🚩	08/06/2022	JNJ Dividend (Pay Ref 1331048373)	0.00	25.29	47,483.65
🚩	08/06/2022	Dividend payment, Transfer to Pending Withdrawal Account in preparation for payment on 01/07/2022 (Pay Ref 1331048373)	25.29	0.00	47,458.36
🚩	09/06/2022	MSFT Dividend (Pay Ref 1331048373)	0.00	35.29	46,857.45
🚩	09/06/2022	Dividend payment, Transfer to Pending Withdrawal Account in preparation for payment on 01/07/2022 (Pay Ref 1331048373)	35.29	0.00	806,246.70
🚩	10/06/2022	CDW Dividend (Pay Ref 1331048373)	0.00	4.73	806,251.43
🚩	10/06/2022	Transfer from Pending Withdrawals account to fund payment (Pay Ref 1329728715)	0.00	806,252.37	1,612,503.80
🚩	10/06/2022	Dividend payment, Transfer to Pending Withdrawal Account in preparation for payment on 01/07/2022 (Pay Ref 1331048373)	4.73	0.00	1,612,499.07
🚩	10/06/2022	Closure Payout, transfer to pending withdrawal account in preparation for payment (Pay Ref 1329728715)	806,252.37	0.00	806,246.70
🚩	14/06/2022	MMM Dividend (Pay Ref 1331048373)	0.00	30.70	25.03
🚩	14/06/2022	Dividend payment, Transfer to Pending Withdrawal Account in preparation for payment on 01/07/2022 (Pay Ref 1331048373)	30.70	0.00	-5.67
🚩	15/06/2022	RHI Dividend (Pay Ref 1331048373)	0.00	21.35	28.77
🚩	15/06/2022	Dividend payment, Transfer to Pending Withdrawal Account in preparation for payment on 01/07/2022 (Pay Ref 1331048373)	21.35	0.00	7.42
🚩	16/06/2022	AMAT Dividend (Pay Ref 1331048373)	0.00	5.96	13.38
🚩	16/06/2022	NEM Dividend (Pay Ref 1331048373)	0.00	9.57	22.95



			Current Status : Good to Go Prior Status : Warning	Prepared By : Jillian Torres	Reviewed By : N/A
🚩	16/06/2022	ULVR Dividend (Pay Ref 1331048373)	0.00	53.15	76.10
🚩	16/06/2022	Dividend payment, Transfer to Pending Withdrawal Account in preparation for payment on 01/07/2022 (Pay Ref 1331048373)	5.96	0.00	70.14
🚩	16/06/2022	Dividend payment, Transfer to Pending Withdrawal Account in preparation for payment on 01/07/2022 (Pay Ref 1331048373)	9.57	0.00	60.57
🚩	16/06/2022	Dividend payment, Transfer to Pending Withdrawal Account in preparation for payment on 01/07/2022 (Pay Ref 1331048373)	53.15	0.00	7.42
🚩	17/06/2022	ITRK Dividend (Pay Ref 1331048373)	0.00	26.40	33.82
🚩	17/06/2022	AAA Dividend (Pay Ref 1331048373)	0.00	40.29	74.11
🚩	17/06/2022	Dividend payment, Transfer to Pending Withdrawal Account in preparation for payment on 01/07/2022 (Pay Ref 1331048373)	26.40	0.00	47.71
🚩	17/06/2022	Dividend payment, Transfer to Pending Withdrawal Account in preparation for payment on 01/07/2022 (Pay Ref 1331048373)	40.29	0.00	7.42
🚩	20/06/2022	EBAY Dividend (Pay Ref 1331048373)	0.00	12.00	19.42
🚩	20/06/2022	LHX Dividend (Pay Ref 1331048373)	0.00	13.67	33.09
🚩	20/06/2022	Dividend payment, Transfer to Pending Withdrawal Account in preparation for payment on 01/07/2022 (Pay Ref 1331048373)	12.00	0.00	21.09
🚩	20/06/2022	Dividend payment, Transfer to Pending Withdrawal Account in preparation for payment on 01/07/2022 (Pay Ref 1331048373)	13.67	0.00	7.42
🚩	23/06/2022	9433 Dividend (Pay Ref 1331048373)	0.00	86.15	93.57
🚩	23/06/2022	Dividend payment, Transfer to Pending Withdrawal Account in preparation for payment on 01/07/2022 (Pay Ref 1331048373)	86.15	0.00	7.42
🚩	24/06/2022	WBC Dividend (Pay Ref 1331048373)	0.00	300.12	307.54
🚩	24/06/2022	Dividend payment, Transfer to Pending Withdrawal Account in preparation for payment on 01/07/2022 (Pay Ref 1331048373)	300.12	0.00	7.42

			Current Status : Good to Go Prior Status : Warning	Prepared By : Jillian Torres	Reviewed By : N/A
	29/06/2022	1801 Dividend (Pay Ref 1331280789)	0.00	15.54	22.96
	29/06/2022	6113 Dividend (Pay Ref 1331280789)	0.00	25.68	48.64
	29/06/2022	Dividend payment, Transfer to Pending Withdrawal Account in preparation for payment on 01/07/2022 (Pay Ref 1331280789)	15.54	0.00	33.10
	29/06/2022	Dividend payment, Transfer to Pending Withdrawal Account in preparation for payment on 01/07/2022 (Pay Ref 1331280789)	25.68	0.00	7.42
	30/06/2022	7974 Dividend (Pay Ref 1331181472)	0.00	102.00	109.42
	30/06/2022	Dividend payment, Transfer to Pending Withdrawal Account in preparation for payment on 01/07/2022 (Pay Ref 1331181472)	102.00	0.00	7.42

Income Comparison

					Current Status : Good to Go Prior Status : Warning	Prepared By : Jillian Torres	Reviewed By : N/A
	Date	Income Type	Total Income	Franking Credit	Estimated Income	Estimated Franking Credit	
TCL : Transurban Group - Fully Paid Ordinary/Units Stapled Securities (ASX:TCL)							
	23/08/2021	Distribution	8.96	0.00	0.00	0.00	
	30/12/2021	Distribution	0.00	0.00	93.90	0.00	
	22/02/2022	Distribution	93.90	0.00	0.00	0.00	
ALL : Aristocrat Leisure Limited (ASX:ALL)							
	02/07/2021	Dividend	109.20	46.80	0.00	0.00	
VAN0111AU : Vanguard High Growth Index Fund (MF:VAN0111AU)							
	30/09/2021	Distribution	145.71	0.00	146.68	0.00	
	31/03/2022	Distribution	282.96	0.00	286.67	0.00	
VAN0722AU : Vanguard Active Global Growth Fund (MF:VAN0722AU)							
	30/09/2021	Distribution	0.00	0.00	711.80	0.00	
	01/10/2021	Distribution	711.80	0.00	0.00	0.00	
	31/12/2021	Distribution	0.00	0.00	295.73	0.00	
	01/01/2022	Distribution	295.73	0.00	0.00	0.00	
	31/03/2022	Distribution	0.00	0.00	63.92	0.00	
	01/04/2022	Distribution	63.92	0.00	0.00	0.00	
PSA.NYSE : Public Storage (XNYS:PSA)							
	30/09/2021	Distribution	30.68	0.00	0.00	0.00	

				Current Status : Good to Go Prior Status : Warning		Prepared By : Jillian Torres	Reviewed By : N/A
	30/12/2021	Distribution	31.86	0.00	0.00	0.00	
	01/04/2022	Distribution	27.20	0.00	0.00	0.00	
NST : Northern Star Resources Ltd (ASX:NST)							
	29/09/2021	Dividend	41.71	17.87	41.70	17.87	
1878.TSE : Daito Trust Construction Co Ltd (XTKS:1878)							
	19/11/2021	Distribution	25.47	0.00	0.00	0.00	
BHP : BHP Group Limited (ASX:BHP)							
	02/06/2022	Dividend	446.40	191.31	0.00	0.00	
BXB : Brambles Limited (ASX:BXB)							
	14/10/2021	Dividend	110.79	14.25	110.79	14.24	
AAA : Betashares Australian High Interest Cash ETF - Betashares Australian High Interest Cash ETF (ASX:AAA)							
	01/03/2022	Distribution	0.00	0.00	14.91	0.00	
	16/03/2022	Distribution	14.91	0.00	0.00	0.00	
	01/04/2022	Distribution	0.00	0.00	19.11	0.00	
	20/04/2022	Distribution	19.10	0.00	0.00	0.00	
	01/06/2022	Distribution	0.00	0.00	40.29	0.00	
	17/06/2022	Distribution	40.29	0.00	0.00	0.00	
AMT.NYSE : American Tower Corp (XNYS:AMT)							
	15/10/2021	Distribution	60.24	0.00	0.00	0.00	

				Current Status : Good to Go Prior Status : Warning		Prepared By : Jillian Torres	Reviewed By : N/A
	17/01/2022	Distribution		64.36	0.00	0.00	0.00
	29/04/2022	Distribution		38.20	0.00	0.00	0.00

Benefits Paid to Member < 60 - Good to Go

Great news! After review there is nothing that requires your attention.

Retirement Condition - Good to Go

Great news! After review there is nothing that requires your attention.

Tax Effective Allocation of Pension Payment (Pension Account Level)

		Current Status : Good to Go Prior Status : N/A	Prepared By : N/A	Reviewed By : N/A
	Account Name	Drawdown To Date	Minimum	Tax Free %
Mr Ian Woodhill (Age: 75 at 30/06/2022)				
	Account Based Pension (100% Tax Free)	18,517.00	16,690.00	0.00
Ms Susan Woodwill (Age: 74 at 30/06/2022)				
	Account Based Pension (100% Tax Free)	8,003.00	7,060.00	0.00

Market Value - Not Applicable

The system did not find any data to process.

Preservation Components - Not Applicable

The system did not find any data to process.

General Ledger

Date	Description	Quantity	Debits	Credits	Balance
Investment Gains / Realised Capital Gains / Managed Investments / Vanguard Active Global Growth Fund					
01/07/2021	Opening Balance	0.00	0.00	0.00	0.00
21/01/2022	Sell transaction of VAN0722AU	0.00	1,758.49	0.00	1,758.49
11/03/2022	Sell transaction of VAN0722AU	0.00	6,464.84	0.00	8,223.33
30/06/2022	Sell transaction of VAN0722AU	0.00	3,707.97	0.00	11,931.30
30/06/2022	Closing Balance	0.00	0.00	0.00	11,931.30
Investment Gains / Realised Capital Gains / Managed Investments / Vanguard High Growth Index Fund					
01/07/2021	Opening Balance	0.00	0.00	0.00	0.00
30/06/2022	Sell transaction of VAN0111AU	0.00	2,840.58	0.00	2,840.58
30/06/2022	Closing Balance	0.00	0.00	0.00	2,840.58
Investment Gains / Realised Capital Gains / Managed Investments / Vanguard International Shares Index Fund (Hedged)					
01/07/2021	Opening Balance	0.00	0.00	0.00	0.00
30/06/2022	Sell transaction of VAN0105AU	0.00	3,116.81	0.00	3,116.81
30/06/2022	Closing Balance	0.00	0.00	0.00	3,116.81
Investment Gains / Realised Capital Gains / Shares in Listed Companies / ANZ Group Holdings Limited					
01/07/2021	Opening Balance	0.00	0.00	0.00	0.00
18/08/2021	ANZ Listed Security Disposal	0.00	11.18	0.00	11.18
04/11/2021	ANZ Listed Security Disposal	0.00	2.60	0.00	13.78

Date	Description	Quantity	Debits	Credits	Balance
30/11/2021	ANZ Listed Security Disposal	0.00	32.00	0.00	45.78
07/02/2022	ANZ Listed Security Disposal	0.00	145.09	0.00	190.87
07/06/2022	ANZ Listed Security Disposal	0.00	1,772.88	0.00	1,963.75
30/06/2022	Closing Balance	0.00	0.00	0.00	1,963.75
Investment Gains / Realised Capital Gains / Shares in Listed Companies / Aristocrat Leisure Limited					
01/07/2021	Opening Balance	0.00	0.00	0.00	0.00
06/08/2021	SALE ALL 55	0.00	0.00	522.07	522.07
18/08/2021	SALE ALL 100	0.00	0.00	1,023.29	1,545.36
13/10/2021	SALE ALL 22	0.00	0.00	276.63	1,821.99
30/11/2021	SALE ALL 27	0.00	0.00	329.12	2,151.11
24/01/2022	SALE ALL 99	0.00	0.00	872.07	3,023.18
07/02/2022	SALE ALL 44	0.00	0.00	369.44	3,392.62
07/06/2022	SALE ALL 403	0.00	0.00	17.20	3,409.82
30/06/2022	Closing Balance	0.00	0.00	0.00	3,409.82
Investment Gains / Realised Capital Gains / Shares in Listed Companies / BHP Group Limited					
01/07/2021	Opening Balance	0.00	0.00	0.00	0.00
09/07/2021	BHP Listed Security Disposal	0.00	0.00	159.57	159.57
18/08/2021	BHP Listed Security Disposal	0.00	0.00	785.69	945.26
04/11/2021	BHP Listed Security Disposal	0.00	193.40	0.00	751.86
07/06/2022	BHP Listed Security Disposal	0.00	0.00	227.24	979.10

Date	Description	Quantity	Debits	Credits	Balance
30/06/2022	Closing Balance	0.00	0.00	0.00	979.10
Investment Gains / Realised Capital Gains / Shares in Listed Companies / Bluescope Steel Limited					
01/07/2021	Opening Balance	0.00	0.00	0.00	0.00
18/08/2021	SALE BSL 49	0.00	0.00	341.70	341.70
04/11/2021	BSL Listed Security Disposal	0.00	0.00	470.46	812.16
30/06/2022	Closing Balance	0.00	0.00	0.00	812.16
Investment Gains / Realised Capital Gains / Shares in Listed Companies / Brambles Limited					
01/07/2021	Opening Balance	0.00	0.00	0.00	0.00
18/08/2021	BXB Listed Security Disposal	0.00	0.00	272.98	272.98
04/11/2021	BXB Listed Security Disposal	0.00	14.52	0.00	258.46
30/11/2021	BXB Listed Security Disposal	0.00	28.62	0.00	229.84
24/01/2022	BXB Listed Security Disposal	0.00	115.89	0.00	113.95
07/02/2022	BXB Listed Security Disposal	0.00	143.80	0.00	29.85
07/06/2022	BXB Listed Security Disposal	0.00	0.00	118.42	88.57
30/06/2022	Closing Balance	0.00	0.00	0.00	88.57
Investment Gains / Realised Capital Gains / Shares in Listed Companies / Coles Group Limited.					
01/07/2021	Opening Balance	0.00	0.00	0.00	0.00
18/08/2021	COL Listed Security Disposal	0.00	0.00	197.42	197.42
04/11/2021	COL Listed Security Disposal	0.00	0.00	33.46	230.88
30/11/2021	COL Listed Security Disposal	0.00	0.00	49.70	280.58

Date	Description	Quantity	Debits	Credits	Balance
24/01/2022	COL Listed Security Disposal	0.00	0.00	14.68	295.26
07/06/2022	COL Listed Security Disposal	0.00	0.00	541.86	837.12
30/06/2022	Closing Balance	0.00	0.00	0.00	837.12
Investment Gains / Realised Capital Gains / Shares in Listed Companies / Commonwealth Bank Of Australia.					
01/07/2021	Opening Balance	0.00	0.00	0.00	0.00
18/08/2021	CBA Listed Security Disposal	0.00	0.00	490.22	490.22
04/11/2021	CBA Listed Security Disposal	0.00	0.00	90.85	581.07
30/11/2021	CBA Listed Security Disposal	0.00	0.00	78.28	659.35
07/02/2022	CBA Listed Security Disposal	0.00	0.00	223.78	883.13
07/06/2022	CBA Listed Security Disposal	0.00	0.00	1,504.71	2,387.84
30/06/2022	Closing Balance	0.00	0.00	0.00	2,387.84
Investment Gains / Realised Capital Gains / Shares in Listed Companies / Computershare Limited.					
01/07/2021	Opening Balance	0.00	0.00	0.00	0.00
18/08/2021	CPU Listed Security Disposal	0.00	0.00	137.00	137.00
04/11/2021	CPU Listed Security Disposal	0.00	0.00	140.99	277.99
30/11/2021	CPU Listed Security Disposal	0.00	0.00	142.75	420.74
24/01/2022	CPU Listed Security Disposal	0.00	0.00	1,724.75	2,145.49
07/02/2022	CPU Listed Security Disposal	0.00	0.00	305.61	2,451.10
07/06/2022	CPU Listed Security Disposal	0.00	0.00	1,619.96	4,071.06
30/06/2022	Closing Balance	0.00	0.00	0.00	4,071.06

Date	Description	Quantity	Debits	Credits	Balance
Investment Gains / Realised Capital Gains / Shares in Listed Companies / CSL Limited					
01/07/2021	Opening Balance	0.00	0.00	0.00	0.00
06/08/2021	CSL Listed Security Disposal	0.00	0.00	38.02	38.02
18/08/2021	CSL Listed Security Disposal	0.00	0.00	105.92	143.94
13/10/2021	CSL Listed Security Disposal	0.00	0.00	35.30	179.24
30/11/2021	CSL Listed Security Disposal	0.00	0.00	96.83	276.07
24/01/2022	CSL Listed Security Disposal	0.00	172.33	0.00	103.74
07/02/2022	CSL Listed Security Disposal	0.00	379.15	0.00	275.41
07/06/2022	CSL Listed Security Disposal	0.00	1,077.57	0.00	1,352.98
30/06/2022	Closing Balance	0.00	0.00	0.00	1,352.98
Investment Gains / Realised Capital Gains / Shares in Listed Companies / Endeavour Group Limited					
01/07/2021	Opening Balance	0.00	0.00	0.00	0.00
04/11/2021	EDV Listed Security Disposal	0.00	0.00	183.71	183.71
24/01/2022	EDV Listed Security Disposal	0.00	0.00	53.00	236.71
07/02/2022	EDV Listed Security Disposal	0.00	0.00	71.79	308.50
07/06/2022	EDV Listed Security Disposal	0.00	0.00	147.62	456.12
30/06/2022	Closing Balance	0.00	0.00	0.00	456.12
Investment Gains / Realised Capital Gains / Shares in Listed Companies / Flight Centre Travel Group Limited					
01/07/2021	Opening Balance	0.00	0.00	0.00	0.00
06/08/2021	FLT Listed Security Disposal	0.00	458.06	0.00	458.06

Date	Description	Quantity	Debits	Credits	Balance
18/08/2021	FLT Listed Security Disposal	0.00	777.59	0.00	1,235.65
04/11/2021	FLT Listed Security Disposal	0.00	0.00	61.85	1,173.80
30/11/2021	FLT Listed Security Disposal	0.00	0.00	13.15	1,160.65
24/01/2022	FLT Listed Security Disposal	0.00	31.61	0.00	1,192.26
16/03/2022	FLT Listed Security Disposal	0.00	0.00	765.23	427.03
30/06/2022	Closing Balance	0.00	0.00	0.00	427.03
Investment Gains / Realised Capital Gains / Shares in Listed Companies / Magellan Financial Group Limited					
01/07/2021	Opening Balance	0.00	0.00	0.00	0.00
06/08/2021	MFG Listed Security Disposal	0.00	246.54	0.00	246.54
18/08/2021	MFG Listed Security Disposal	0.00	369.99	0.00	616.53
30/11/2021	MFG Listed Security Disposal	0.00	202.44	0.00	818.97
07/02/2022	MFG Listed Security Disposal	0.00	3,497.83	0.00	4,316.80
30/06/2022	Closing Balance	0.00	0.00	0.00	4,316.80
Investment Gains / Realised Capital Gains / Shares in Listed Companies / National Australia Bank Limited					
01/07/2021	Opening Balance	0.00	0.00	0.00	0.00
18/08/2021	NAB Listed Security Disposal	0.00	0.00	40.12	40.12
04/11/2021	NAB Listed Security Disposal	0.00	0.00	17.23	57.35
30/11/2021	NAB Listed Security Disposal	0.00	0.00	6.64	63.99
07/02/2022	NAB Listed Security Disposal	0.00	0.00	27.27	91.26
07/06/2022	NAB Listed Security Disposal	0.00	0.00	592.69	683.95

Date	Description	Quantity	Debits	Credits	Balance
30/06/2022	Closing Balance	0.00	0.00	0.00	683.95
Investment Gains / Realised Capital Gains / Shares in Listed Companies / Northern Star Resources Ltd					
01/07/2021	Opening Balance	0.00	0.00	0.00	0.00
18/08/2021	NST Listed Security Disposal	0.00	347.27	0.00	347.27
30/11/2021	NST Listed Security Disposal	0.00	165.54	0.00	512.81
16/03/2022	NST Listed Security Disposal	0.00	896.39	0.00	1,409.20
07/06/2022	NST Listed Security Disposal	0.00	295.25	0.00	1,704.45
30/06/2022	Closing Balance	0.00	0.00	0.00	1,704.45
Investment Gains / Realised Capital Gains / Shares in Listed Companies / Qantas Airways Limited					
01/07/2021	Opening Balance	0.00	0.00	0.00	0.00
06/08/2021	QAN Listed Security Disposal	0.00	185.76	0.00	185.76
18/08/2021	QAN Listed Security Disposal	0.00	283.41	0.00	469.17
13/10/2021	QAN Listed Security Disposal	0.00	0.00	73.77	395.40
30/11/2021	QAN Listed Security Disposal	0.00	34.78	0.00	430.18
07/06/2022	QAN Listed Security Disposal	0.00	74.31	0.00	504.49
30/06/2022	Closing Balance	0.00	0.00	0.00	504.49
Investment Gains / Realised Capital Gains / Shares in Listed Companies / Sonic Healthcare Limited					
01/07/2021	Opening Balance	0.00	0.00	0.00	0.00
06/08/2021	SHL Listed Security Disposal	0.00	0.00	272.03	272.03
18/08/2021	SHL Listed Security Disposal	0.00	0.00	320.99	593.02

Date	Description	Quantity	Debits	Credits	Balance
04/11/2021	SHL Listed Security Disposal	0.00	0.00	129.85	722.87
30/11/2021	SHL Listed Security Disposal	0.00	0.00	162.29	885.16
24/01/2022	SHL Listed Security Disposal	0.00	0.00	235.84	1,121.00
07/02/2022	SHL Listed Security Disposal	0.00	0.00	318.12	1,439.12
07/06/2022	SHL Listed Security Disposal	0.00	0.00	294.46	1,733.58
30/06/2022	Closing Balance	0.00	0.00	0.00	1,733.58
Investment Gains / Realised Capital Gains / Shares in Listed Companies / Transurban Group - Rights-Appsclose 08Oct2021 Us Prohibited					
01/07/2021	Opening Balance	0.00	0.00	0.00	0.00
19/10/2021	TCLR to TCL; 1:9 ACCELERATED - PAITREO OF SECURITIES @\$13	0.00	0.00	23.10	23.10
30/06/2022	Closing Balance	0.00	0.00	0.00	23.10
Investment Gains / Realised Capital Gains / Shares in Listed Companies / Treasury Wine Estates Limited					
01/07/2021	Opening Balance	0.00	0.00	0.00	0.00
18/08/2021	TWE Listed Security Disposal	0.00	0.00	1,205.60	1,205.60
04/11/2021	TWE Listed Security Disposal	0.00	0.00	75.69	1,281.29
30/11/2021	TWE Listed Security Disposal	0.00	0.00	102.71	1,384.00
24/01/2022	TWE Listed Security Disposal	0.00	0.00	224.03	1,608.03
07/02/2022	TWE Listed Security Disposal	0.00	0.00	84.69	1,692.72
07/06/2022	TWE Listed Security Disposal	0.00	0.00	961.08	2,653.80
30/06/2022	Closing Balance	0.00	0.00	0.00	2,653.80

Date	Description	Quantity	Debits	Credits	Balance
Investment Gains / Realised Capital Gains / Shares in Listed Companies / Wesfarmers Limited					
01/07/2021	Opening Balance	0.00	0.00	0.00	0.00
18/08/2021	WES Listed Security Disposal	0.00	0.00	795.18	795.18
30/11/2021	WES Listed Security Disposal	0.00	0.00	164.74	959.92
24/01/2022	WES Listed Security Disposal	0.00	0.00	495.42	1,455.34
07/02/2022	WES Listed Security Disposal	0.00	0.00	314.95	1,770.29
07/06/2022	WES Listed Security Disposal	0.00	1,192.89	0.00	577.40
30/06/2022	Closing Balance	0.00	0.00	0.00	577.40
Investment Gains / Realised Capital Gains / Shares in Listed Companies / Westpac Banking Corporation					
01/07/2021	Opening Balance	0.00	0.00	0.00	0.00
06/08/2021	WBC Listed Security Disposal	0.00	0.00	356.16	356.16
18/08/2021	WBC Listed Security Disposal	0.00	0.00	2,065.90	2,422.06
13/10/2021	WBC Listed Security Disposal	0.00	0.00	218.00	2,640.06
30/11/2021	WBC Listed Security Disposal	0.00	0.00	46.94	2,687.00
24/01/2022	WBC Listed Security Disposal	0.00	0.00	203.14	2,890.14
07/02/2022	WBC Listed Security Disposal	0.00	0.00	213.02	3,103.16
16/03/2022	WBC Listed Security Disposal	0.00	0.00	484.52	3,587.68
07/06/2022	WBC Listed Security Disposal	0.00	0.00	1,550.51	5,138.19
30/06/2022	Closing Balance	0.00	0.00	0.00	5,138.19
Investment Gains / Realised Capital Gains / Shares in Listed Companies / Wisetech Global Limited					

Date	Description	Quantity	Debits	Credits	Balance
01/07/2021	Opening Balance	0.00	0.00	0.00	0.00
18/08/2021	WTC Listed Security Disposal	0.00	0.00	131.35	131.35
13/10/2021	WTC Listed Security Disposal	0.00	0.00	842.93	974.28
30/11/2021	WTC Listed Security Disposal	0.00	0.00	170.35	1,144.63
24/01/2022	WTC Listed Security Disposal	0.00	0.00	693.18	1,837.81
07/02/2022	WTC Listed Security Disposal	0.00	0.00	305.82	2,143.63
07/06/2022	WTC Listed Security Disposal	0.00	0.00	205.08	2,348.71
30/06/2022	Closing Balance	0.00	0.00	0.00	2,348.71
Investment Gains / Realised Capital Gains / Shares in Listed Companies / Woodside Energy Group Ltd					
01/07/2021	Opening Balance	0.00	0.00	0.00	0.00
07/06/2022	SALE 221 WDS	0.00	0.00	1,510.82	1,510.82
30/06/2022	Closing Balance	0.00	0.00	0.00	1,510.82
Investment Gains / Realised Capital Gains / Shares in Listed Companies / Woodside Petroleum Ltd					
01/07/2021	Opening Balance	0.00	0.00	0.00	0.00
09/07/2021	WPL Listed Security Disposal	0.00	0.00	38.33	38.33
04/11/2021	WPL Listed Security Disposal	0.00	244.68	0.00	206.35
30/06/2022	Closing Balance	0.00	0.00	0.00	206.35
Investment Gains / Realised Capital Gains / Shares in Listed Companies / Woolworths Group Limited					
01/07/2021	Opening Balance	0.00	0.00	0.00	0.00
06/08/2021	WOW Listed Security Disposal	0.00	0.00	225.21	225.21

Date	Description	Quantity	Debits	Credits	Balance
30/11/2021	WOW Listed Security Disposal	0.00	0.00	62.87	288.08
24/01/2022	WOW Listed Security Disposal	0.00	0.00	62.47	350.55
07/06/2022	WOW Listed Security Disposal	0.00	0.00	85.22	435.77
30/06/2022	Closing Balance	0.00	0.00	0.00	435.77
Investment Gains / Realised Capital Gains / 3M Co					
01/07/2021	Opening Balance	0.00	0.00	0.00	0.00
30/11/2021	SALE MMM 2	0.00	0.00	125.75	125.75
24/01/2022	SALE MMM 5	0.00	0.00	306.89	432.64
07/06/2022	SALE MMM 17	0.00	85.21	0.00	347.43
30/06/2022	Closing Balance	0.00	0.00	0.00	347.43
Investment Gains / Realised Capital Gains / ABB Ltd.					
01/07/2021	Opening Balance	0.00	0.00	0.00	0.00
30/11/2021	SALE ABBN 6	0.00	0.00	3.86	3.86
24/01/2022	SALE ABBN 28	0.00	0.00	58.29	62.15
07/02/2022	SALE ABBN 10	0.00	0.00	6.48	68.63
07/06/2022	SALE ABBN 85	0.00	347.13	0.00	278.50
30/06/2022	Closing Balance	0.00	0.00	0.00	278.50
Investment Gains / Realised Capital Gains / Activision Blizzard Inc					
01/07/2021	Opening Balance	0.00	0.00	0.00	0.00
13/10/2021	SALE ATVI 9	0.00	130.62	0.00	130.62

Date	Description	Quantity	Debits	Credits	Balance
01/12/2021	SALE ATVI 9	0.00	307.94	0.00	438.56
10/01/2022	SALE ATVI 34	0.00	965.59	0.00	1,404.15
16/03/2022	SALE ATVI 68	0.00	541.43	0.00	1,945.58
07/06/2022	SALE ATVI 26	0.00	225.16	0.00	2,170.74
30/06/2022	Closing Balance	0.00	0.00	0.00	2,170.74
Investment Gains / Realised Capital Gains / Allianz SE - Registered Shares					
01/07/2021	Opening Balance	0.00	0.00	0.00	0.00
04/11/2021	SALE 11 ALV.FRA	0.00	135.90	0.00	135.90
30/06/2022	Closing Balance	0.00	0.00	0.00	135.90
Investment Gains / Realised Capital Gains / Amada Holdings Co.Ltd					
01/07/2021	Opening Balance	0.00	0.00	0.00	0.00
04/11/2021	6113 sale 28	0.00	20.69	0.00	20.69
24/01/2022	6113 sale 49	0.00	31.97	0.00	52.66
07/06/2022	6113 sale 128	0.00	424.90	0.00	477.56
30/06/2022	Closing Balance	0.00	0.00	0.00	477.56
Investment Gains / Realised Capital Gains / American Tower Corp					
01/07/2021	Opening Balance	0.00	0.00	0.00	0.00
30/11/2021	SALE AMT 3	0.00	0.00	117.11	117.11
16/03/2022	SALE AMT 17	0.00	102.41	0.00	14.70
07/06/2022	SALE AMT 23	0.00	0.00	750.73	765.43

Date	Description	Quantity	Debits	Credits	Balance
30/06/2022	Closing Balance	0.00	0.00	0.00	765.43
Investment Gains / Realised Capital Gains / Amgen Inc					
01/07/2021	Opening Balance	0.00	0.00	0.00	0.00
18/08/2021	SALE AMGN 11	0.00	0.00	322.65	322.65
30/06/2022	Closing Balance	0.00	0.00	0.00	322.65
Investment Gains / Realised Capital Gains / Apple Inc					
01/07/2021	Opening Balance	0.00	0.00	0.00	0.00
30/11/2021	SALE AAPL 5	0.00	0.00	455.77	455.77
24/01/2022	SALE AAPL 15	0.00	0.00	1,255.67	1,711.44
07/02/2022	SALE AAPL 4	0.00	0.00	415.91	2,127.35
07/06/2022	SALE AAPL 43	0.00	0.00	2,887.70	5,015.05
30/06/2022	Closing Balance	0.00	0.00	0.00	5,015.05
Investment Gains / Realised Capital Gains / Applied Materials Inc					
01/07/2021	Opening Balance	0.00	0.00	0.00	0.00
10/01/2022	SALE AMAT 3	0.00	0.00	342.51	342.51
24/01/2022	SALE AMAT 6	0.00	0.00	588.10	930.61
07/02/2022	SALE AMAT 2	0.00	0.00	204.14	1,134.75
07/06/2022	SALE AMAT 19	0.00	0.00	1,318.52	2,453.27
30/06/2022	Closing Balance	0.00	0.00	0.00	2,453.27
Investment Gains / Realised Capital Gains / Assicurazioni Generali SPA					

Date	Description	Quantity	Debits	Credits	Balance
01/07/2021	Opening Balance	0.00	0.00	0.00	0.00
24/01/2022	SALE G. MIL 44	0.00	80.26	0.00	80.26
16/03/2022	SELL G.MIL 19	0.00	40.76	0.00	121.02
07/06/2022	SELL G.MIL 131	0.00	627.55	0.00	748.57
30/06/2022	Closing Balance	0.00	0.00	0.00	748.57

Investment Gains / Realised Capital Gains / Astellas Pharma Inc

01/07/2021	Opening Balance	0.00	0.00	0.00	0.00
12/01/2022	4503 sale 18	0.00	5.49	0.00	5.49
24/01/2022	4503 sale 31	0.00	0.00	18.74	13.25
07/06/2022	4503 sale 114	0.00	133.87	0.00	120.62
30/06/2022	Closing Balance	0.00	0.00	0.00	120.62

Investment Gains / Realised Capital Gains / Booking Holdings Inc

01/07/2021	Opening Balance	0.00	0.00	0.00	0.00
10/01/2022	SALE BKNG 5	0.00	0.00	2,612.35	2,612.35
30/06/2022	Closing Balance	0.00	0.00	0.00	2,612.35

Investment Gains / Realised Capital Gains / Bridgestone Corp

01/07/2021	Opening Balance	0.00	0.00	0.00	0.00
07/06/2022	5108 sale 42	0.00	0.00	159.53	159.53
30/06/2022	Closing Balance	0.00	0.00	0.00	159.53

Investment Gains / Realised Capital Gains / Bristol-Myers Squibb Co

Date	Description	Quantity	Debits	Credits	Balance
01/07/2021	Opening Balance	0.00	0.00	0.00	0.00
04/11/2021	SALE BMY 10	0.00	139.65	0.00	139.65
24/01/2022	SALE BMY 17	0.00	122.58	0.00	262.23
07/02/2022	SALE BMY 4	0.00	8.18	0.00	270.41
07/06/2022	SALE BMY 43	0.00	0.00	459.03	188.62
30/06/2022	Closing Balance	0.00	0.00	0.00	188.62

Investment Gains / Realised Capital Gains / CDW Corp (New)

01/07/2021	Opening Balance	0.00	0.00	0.00	0.00
30/11/2021	SALE CDW 2	0.00	0.00	164.78	164.78
24/01/2022	SALE CDW 3	0.00	0.00	209.86	374.64
07/06/2022	SALE CDW 8	0.00	0.00	487.00	861.64
30/06/2022	Closing Balance	0.00	0.00	0.00	861.64

Investment Gains / Realised Capital Gains / Cisco Systems Inc

01/07/2021	Opening Balance	0.00	0.00	0.00	0.00
18/08/2021	SALE CSCO 42	0.00	0.00	722.98	722.98
01/12/2021	SALE CSCO 4	0.00	0.00	72.08	795.06
24/01/2022	SALE CSCO 8	0.00	0.00	145.18	940.24
07/06/2022	SALE CSCO 25	0.00	0.00	72.93	1,013.17
30/06/2022	Closing Balance	0.00	0.00	0.00	1,013.17

Investment Gains / Realised Capital Gains / Citizens Financial Group Inc

Date	Description	Quantity	Debits	Credits	Balance
01/07/2021	Opening Balance	0.00	0.00	0.00	0.00
18/08/2021	SALE CGF 50	0.00	0.00	646.75	646.75
04/11/2021	SALE CFG 6	0.00	0.00	101.28	748.03
30/11/2021	SALE CFG 6	0.00	0.00	113.17	861.20
24/01/2022	SALE CFG 4	0.00	0.00	87.66	948.86
07/02/2022	SALE CFG 11	0.00	0.00	315.43	1,264.29
16/03/2022	SALE CFG 56	0.00	0.00	1,177.76	2,442.05
07/06/2022	SALE CFG 68	0.00	359.64	0.00	2,082.41
30/06/2022	Closing Balance	0.00	0.00	0.00	2,082.41

Investment Gains / Realised Capital Gains / Cognizant Technology Solutions Corp

01/07/2021	Opening Balance	0.00	0.00	0.00	0.00
30/11/2021	SALE CTSH 4	0.00	0.00	35.06	35.06
24/01/2022	SALE CTSH 11	0.00	0.00	167.67	202.73
07/02/2022	SALE CTSH 3	0.00	0.00	63.51	266.24
07/06/2022	SALE CTSH 34	0.00	50.53	0.00	215.71
30/06/2022	Closing Balance	0.00	0.00	0.00	215.71

Investment Gains / Realised Capital Gains / Daito Trust Construction Co Ltd

01/07/2021	Opening Balance	0.00	0.00	0.00	0.00
24/01/2022	1878 sale 2	0.00	61.34	0.00	61.34
07/06/2022	1878 sale 8	0.00	615.49	0.00	676.83

Date	Description	Quantity	Debits	Credits	Balance
30/06/2022	Closing Balance	0.00	0.00	0.00	676.83
Investment Gains / Realised Capital Gains / DBS Group Holdings Ltd					
01/07/2021	Opening Balance	0.00	0.00	0.00	0.00
18/08/2021	SALE DBS 65	0.00	0.00	338.91	338.91
30/11/2021	SALE DBS 19	0.00	0.00	111.79	450.70
24/01/2022	SALE DBS 56	0.00	0.00	617.79	1,068.49
07/02/2022	SALE DBS 21	0.00	0.00	245.82	1,314.31
16/03/2022	SALE DBS 40	0.00	0.00	346.59	1,660.90
07/06/2022	SALE DBS 162	0.00	258.41	0.00	1,402.49
30/06/2022	Closing Balance	0.00	0.00	0.00	1,402.49
Investment Gains / Realised Capital Gains / Direct Line Insurance Group PLC					
01/07/2021	Opening Balance	0.00	0.00	0.00	0.00
04/11/2021	SALE DLG 377	0.00	119.78	0.00	119.78
30/06/2022	Closing Balance	0.00	0.00	0.00	119.78
Investment Gains / Realised Capital Gains / eBay Inc					
01/07/2021	Opening Balance	0.00	0.00	0.00	0.00
30/11/2021	SALE EBAY 5	0.00	0.00	139.27	139.27
24/01/2022	SALE EBAY 13	0.00	0.00	187.00	326.27
16/03/2022	SALE EBAY 6	0.00	0.00	39.87	366.14
07/06/2022	SALE EBAY 45	0.00	224.55	0.00	141.59

Date	Description	Quantity	Debits	Credits	Balance
30/06/2022	Closing Balance	0.00	0.00	0.00	141.59
Investment Gains / Realised Capital Gains / EDP-Energias de Portugal SA					
01/07/2021	Opening Balance	0.00	0.00	0.00	0.00
30/11/2021	SALE EBP 36	0.00	0.00	68.09	68.09
07/06/2022	SALE EBP 512	0.00	0.00	609.24	677.33
30/06/2022	Closing Balance	0.00	0.00	0.00	677.33
Investment Gains / Realised Capital Gains / Endesa SA					
01/07/2021	Opening Balance	0.00	0.00	0.00	0.00
03/12/2021	SALE ELE 14	0.00	102.31	0.00	102.31
07/06/2022	SALE ELE 121	0.00	750.18	0.00	852.49
30/06/2022	Closing Balance	0.00	0.00	0.00	852.49
Investment Gains / Realised Capital Gains / ENGIE SA					
01/07/2021	Opening Balance	0.00	0.00	0.00	0.00
03/12/2021	SALE ENGI 14	0.00	37.93	0.00	37.93
07/06/2022	SALE ENGI 138	0.00	554.42	0.00	592.35
30/06/2022	Closing Balance	0.00	0.00	0.00	592.35
Investment Gains / Realised Capital Gains / Euroapi S.A.					
01/07/2021	Opening Balance	0.00	0.00	0.00	0.00
07/06/2022	SALE EAPI 1	0.00	0.00	12.83	12.83
30/06/2022	Closing Balance	0.00	0.00	0.00	12.83

Date	Description	Quantity	Debits	Credits	Balance
Investment Gains / Realised Capital Gains / Expedia Inc Del					
01/07/2021	Opening Balance	0.00	0.00	0.00	0.00
13/10/2021	SALE EXPE 5	0.00	0.00	291.77	291.77
04/11/2021	SALE EXPE 2	0.00	0.00	96.29	388.06
30/11/2021	SALE EXPE 3	0.00	0.00	171.21	559.27
24/01/2022	SALE EXPE 2	0.00	0.00	124.95	684.22
16/03/2022	SALE EXPE 9	0.00	0.00	833.04	1,517.26
07/06/2022	SALE EXPE 74	0.00	2,587.17	0.00	1,069.91
30/06/2022	Closing Balance	0.00	0.00	0.00	1,069.91
Investment Gains / Realised Capital Gains / FleetCor Technologies Inc					
01/07/2021	Opening Balance	0.00	0.00	0.00	0.00
04/11/2021	SALE FLT 1	0.00	26.82	0.00	26.82
24/01/2022	SALE FLT 4	0.00	169.84	0.00	196.66
07/06/2022	SALE FLT 10	0.00	135.68	0.00	332.34
30/06/2022	Closing Balance	0.00	0.00	0.00	332.34
Investment Gains / Realised Capital Gains / Google Inc					
01/07/2021	Opening Balance	0.00	0.00	0.00	0.00
18/08/2021	SALE GOOG 1	0.00	0.00	940.13	940.13
30/11/2021	SALE GOOG 1	0.00	0.00	1,144.58	2,084.71
07/06/2022	SALE GOOG 6	0.00	0.00	2,138.43	4,223.14

Date	Description	Quantity	Debits	Credits	Balance
30/06/2022	Closing Balance	0.00	0.00	0.00	4,223.14
Investment Gains / Realised Capital Gains / Hitachi Ltd					
01/07/2021	Opening Balance	0.00	0.00	0.00	0.00
04/11/2021	6501 sale 8	0.00	0.00	37.29	37.29
30/11/2021	6501 sale 5	0.00	0.00	48.77	86.06
24/01/2022	6501 sale 22	0.00	5.44	0.00	80.62
07/02/2022	6501 sale 7	0.00	38.69	0.00	41.93
07/06/2022	6501 sale 67	0.00	290.51	0.00	248.58
30/06/2022	Closing Balance	0.00	0.00	0.00	248.58
Investment Gains / Realised Capital Gains / HOYA CORP					
01/07/2021	Opening Balance	0.00	0.00	0.00	0.00
18/08/2021	HOYA SALE 4	0.00	0.00	244.19	244.19
24/01/2022	HOYA SALE 2	0.00	0.00	55.33	299.52
07/06/2022	HOYA SALE 8	0.00	77.66	0.00	221.86
30/06/2022	Closing Balance	0.00	0.00	0.00	221.86
Investment Gains / Realised Capital Gains / Illinois Tool Works Inc					
01/07/2021	Opening Balance	0.00	0.00	0.00	0.00
01/12/2021	SALE ITW	0.00	0.00	126.10	126.10
24/01/2022	SALE ITW 4	0.00	0.00	242.33	368.43
07/02/2022	SALE ITW 2	0.00	0.00	97.71	466.14

Date	Description	Quantity	Debits	Credits	Balance
07/06/2022	SALE ITW 15	0.00	0.00	247.37	713.51
30/06/2022	Closing Balance	0.00	0.00	0.00	713.51
Investment Gains / Realised Capital Gains / Intel Corp					
01/07/2021	Opening Balance	0.00	0.00	0.00	0.00
18/08/2021	SALE INTC 38	0.00	0.00	24.70	24.70
04/11/2021	SALE INTC 8	0.00	36.55	0.00	11.85
24/01/2022	SALE INTC 9	0.00	10.10	0.00	21.95
16/03/2022	SALE INTC 25	0.00	237.45	0.00	259.40
30/06/2022	Closing Balance	0.00	0.00	0.00	259.40
Investment Gains / Realised Capital Gains / Intertek Group PLC					
01/07/2021	Opening Balance	0.00	0.00	0.00	0.00
04/11/2021	SALE ITRK 6	0.00	113.08	0.00	113.08
24/01/2022	SALE ITRK 7	0.00	82.82	0.00	195.90
07/06/2022	SALE ITRK 21	0.00	666.10	0.00	862.00
30/06/2022	Closing Balance	0.00	0.00	0.00	862.00
Investment Gains / Realised Capital Gains / JM Smucker Co					
01/07/2021	Opening Balance	0.00	0.00	0.00	0.00
04/11/2021	SALE SJM 2	0.00	0.00	7.66	7.66
30/11/2021	SALE SJM 2	0.00	0.00	26.61	34.27
24/01/2022	SALE SJM 7	0.00	0.00	235.37	269.64

Date	Description	Quantity	Debits	Credits	Balance
07/02/2022	SALE SJM 4	0.00	0.00	110.45	380.09
07/06/2022	SALE SJM 32	0.00	0.00	414.48	794.57
30/06/2022	Closing Balance	0.00	0.00	0.00	794.57
Investment Gains / Realised Capital Gains / Johnson & Johnson					
01/07/2021	Opening Balance	0.00	0.00	0.00	0.00
04/11/2021	SALE JNJ 8	0.00	0.00	218.83	218.83
01/12/2021	SALE JNJ 2	0.00	0.00	54.03	272.86
24/01/2022	SALE JNJ 5	0.00	0.00	152.84	425.70
07/02/2022	SALE JNJ 2	0.00	0.00	89.08	514.78
07/06/2022	SALE JNJ 19	0.00	0.00	829.24	1,344.02
30/06/2022	Closing Balance	0.00	0.00	0.00	1,344.02
Investment Gains / Realised Capital Gains / JPMorgan Chase & Co					
01/07/2021	Opening Balance	0.00	0.00	0.00	0.00
18/08/2021	SALE JPM 12	0.00	0.00	370.58	370.58
30/11/2021	SALE JPM 2	0.00	0.00	69.13	439.71
24/01/2022	SALE JPM 3	0.00	0.00	91.83	531.54
07/02/2022	SALE JPM 3	0.00	0.00	79.68	611.22
16/03/2022	SALE JPM 13	0.00	90.09	0.00	521.13
07/06/2022	SALE JPM 19	0.00	1,038.38	0.00	517.25
30/06/2022	Closing Balance	0.00	0.00	0.00	517.25

Date	Description	Quantity	Debits	Credits	Balance
Investment Gains / Realised Capital Gains / KDDI CORP					
01/07/2021	Opening Balance	0.00	0.00	0.00	0.00
04/11/2021	SELL KDDI 19	0.00	44.67	0.00	44.67
01/12/2021	SELL KDDI 10	0.00	16.27	0.00	60.94
24/01/2022	SELL KDDI 40	0.00	0.00	34.17	26.77
07/06/2022	SALE KDDI 137	0.00	0.00	538.50	511.73
30/06/2022	Closing Balance	0.00	0.00	0.00	511.73
Investment Gains / Realised Capital Gains / Kimberly-Clark Corp					
01/07/2021	Opening Balance	0.00	0.00	0.00	0.00
06/08/2021	SALE KMB 22	0.00	228.91	0.00	228.91
18/08/2021	SALE KMB 19	0.00	21.78	0.00	250.69
30/06/2022	Closing Balance	0.00	0.00	0.00	250.69
Investment Gains / Realised Capital Gains / Kirin Holdings Co., Ltd.					
01/07/2021	Opening Balance	0.00	0.00	0.00	0.00
18/08/2021	2503 sale 67	0.00	305.99	0.00	305.99
30/06/2022	Closing Balance	0.00	0.00	0.00	305.99
Investment Gains / Realised Capital Gains / Koninklijke Ahold Delhaize N.V.					
01/07/2021	Opening Balance	0.00	0.00	0.00	0.00
18/08/2021	SALE KONINKLIJKE 32	0.00	0.00	282.08	282.08
04/11/2021	SALE KONINKLIJKE 8	0.00	0.00	63.54	345.62

Date	Description	Quantity	Debits	Credits	Balance
01/12/2021	SALE KONINKLIJKE 7	0.00	0.00	71.21	416.83
24/01/2022	SALE KONINKLIJKE 25	0.00	0.00	194.81	611.64
07/02/2022	SALE KONINKLIJKE 10	0.00	0.00	83.85	695.49
07/06/2022	SALE KONINKLIJKE	0.00	204.12	0.00	491.37
30/06/2022	Closing Balance	0.00	0.00	0.00	491.37
Investment Gains / Realised Capital Gains / L3Harris Technologies Inc					
01/07/2021	Opening Balance	0.00	0.00	0.00	0.00
07/06/2022	SALE LHX 10	0.00	0.00	238.54	238.54
30/06/2022	Closing Balance	0.00	0.00	0.00	238.54
Investment Gains / Realised Capital Gains / Meiji Holdings Co.Ltd.					
01/07/2021	Opening Balance	0.00	0.00	0.00	0.00
18/08/2021	2269 sale 25	0.00	581.32	0.00	581.32
30/06/2022	Closing Balance	0.00	0.00	0.00	581.32
Investment Gains / Realised Capital Gains / Merck & Co Inc					
01/07/2021	Opening Balance	0.00	0.00	0.00	0.00
13/10/2021	SALE MRK 9	0.00	37.91	0.00	37.91
24/01/2022	SALE MRK 13	0.00	27.59	0.00	65.50
07/02/2022	SALE MRK 4	0.00	7.57	0.00	73.07
07/06/2022	SALE MRK 36	0.00	0.00	504.87	431.80
30/06/2022	Closing Balance	0.00	0.00	0.00	431.80

Date	Description	Quantity	Debits	Credits	Balance
Investment Gains / Realised Capital Gains / Meta Platforms Inc					
01/07/2021	Opening Balance	0.00	0.00	0.00	0.00
13/10/2021	SALE FB 16	0.00	0.00	514.80	514.80
30/06/2022	Closing Balance	0.00	0.00	0.00	514.80
Investment Gains / Realised Capital Gains / Meta Platforms Inc - Ordinary Shares - Class A					
01/07/2021	Opening Balance	0.00	0.00	0.00	0.00
30/11/2021	SALE META 3	0.00	0.00	153.93	153.93
24/01/2022	SALE META 8	0.00	0.00	74.59	228.52
07/06/2022	SALE META 42	0.00	3,730.53	0.00	3,502.01
30/06/2022	Closing Balance	0.00	0.00	0.00	3,502.01
Investment Gains / Realised Capital Gains / Michelin (CGDE)-B - Registered Shares					
01/07/2021	Opening Balance	0.00	0.00	0.00	0.00
07/06/2022	SALE ML 17	0.00	79.86	0.00	79.86
30/06/2022	Closing Balance	0.00	0.00	0.00	79.86
Investment Gains / Realised Capital Gains / Microsoft Corp					
01/07/2021	Opening Balance	0.00	0.00	0.00	0.00
13/10/2021	SALE MSFT 10	0.00	0.00	1,149.67	1,149.67
30/11/2021	SALE MSFT 3	0.00	0.00	539.04	1,688.71
24/01/2022	SALE MSFT 15	0.00	0.00	1,795.60	3,484.31
07/02/2022	SALE MSFT 3	0.00	0.00	424.13	3,908.44

Date	Description	Quantity	Debits	Credits	Balance
07/06/2022	SALE MSFT 48	0.00	0.00	3,676.29	7,584.73
30/06/2022	Closing Balance	0.00	0.00	0.00	7,584.73
Investment Gains / Realised Capital Gains / Moncler SPA					
01/07/2021	Opening Balance	0.00	0.00	0.00	0.00
06/08/2021	SALE MONC 17	0.00	0.00	552.41	552.41
01/12/2021	SALE MONC 4	0.00	0.00	166.79	719.20
24/01/2022	SALE MONC 5	0.00	0.00	135.78	854.98
07/06/2022	SALE MONC 21	0.00	400.22	0.00	454.76
30/06/2022	Closing Balance	0.00	0.00	0.00	454.76
Investment Gains / Realised Capital Gains / NetApp Inc					
01/07/2021	Opening Balance	0.00	0.00	0.00	0.00
04/11/2021	SALE NTAP 6	0.00	0.00	265.04	265.04
30/11/2021	SALE NTAP 3	0.00	0.00	139.82	404.86
24/01/2022	SALE NTAP 14	0.00	0.00	546.24	951.10
07/02/2022	SALE NTAP 5	0.00	0.00	217.51	1,168.61
07/06/2022	SALE NTAP 37	0.00	0.00	714.28	1,882.89
30/06/2022	Closing Balance	0.00	0.00	0.00	1,882.89
Investment Gains / Realised Capital Gains / Newmont Mining Corp					
01/07/2021	Opening Balance	0.00	0.00	0.00	0.00
18/08/2021	SALE NEM 15	0.00	0.00	173.57	173.57

Date	Description	Quantity	Debits	Credits	Balance
24/01/2022	SALE NEM 9	0.00	0.00	166.59	340.16
16/03/2022	SALE NEM 6	0.00	0.00	182.31	522.47
07/06/2022	SALE NEM 14	0.00	0.00	361.70	884.17
30/06/2022	Closing Balance	0.00	0.00	0.00	884.17
Investment Gains / Realised Capital Gains / Nintendo Co Ltd					
01/07/2021	Opening Balance	0.00	0.00	0.00	0.00
30/11/2021	Nintendo SALE 1	0.00	35.65	0.00	35.65
24/01/2022	Nintendo SALE 2	0.00	2.83	0.00	38.48
07/06/2022	Nintendo SALE 8	0.00	421.32	0.00	459.80
30/06/2022	Closing Balance	0.00	0.00	0.00	459.80
Investment Gains / Realised Capital Gains / Novo Nordisk - Ordinary Shares - Class B					
01/07/2021	Opening Balance	0.00	0.00	0.00	0.00
18/08/2021	SALE NOVO 6	0.00	0.00	386.11	386.11
04/11/2021	SALE NOVO 2	0.00	0.00	147.60	533.71
10/01/2022	SALE NOVO 3	0.00	0.00	174.57	708.28
24/01/2022	SALE NOVO 16	0.00	0.00	793.53	1,501.81
07/02/2022	SALE NOVO 6	0.00	0.00	359.04	1,860.85
07/06/2022	SALE NOVO 51	0.00	0.00	3,447.33	5,308.18
30/06/2022	Closing Balance	0.00	0.00	0.00	5,308.18
Investment Gains / Realised Capital Gains / O'Reilly Automotive Inc					

Date	Description	Quantity	Debits	Credits	Balance
01/07/2021	Opening Balance	0.00	0.00	0.00	0.00
24/01/2022	SALE ORLY 2	0.00	0.00	544.26	544.26
07/06/2022	SALE ORLY 5	0.00	0.00	1,237.83	1,782.09
30/06/2022	Closing Balance	0.00	0.00	0.00	1,782.09
Investment Gains / Realised Capital Gains / Paychex Inc					
01/07/2021	Opening Balance	0.00	0.00	0.00	0.00
04/11/2021	SALE PAYX 39	0.00	0.00	1,490.35	1,490.35
30/11/2021	SALE PAYX 2	0.00	0.00	78.96	1,569.31
24/01/2022	SALE PAYX 10	0.00	0.00	348.95	1,918.26
07/02/2022	SALE PAYX 3	0.00	0.00	115.57	2,033.83
07/06/2022	SALE PAYX 35	0.00	0.00	780.45	2,814.28
30/06/2022	Closing Balance	0.00	0.00	0.00	2,814.28
Investment Gains / Realised Capital Gains / Public Storage					
01/07/2021	Opening Balance	0.00	0.00	0.00	0.00
10/01/2022	SALE PSA 1	0.00	0.00	161.01	161.01
07/06/2022	SALE PSA 12	0.00	0.00	1,347.88	1,508.89
30/06/2022	Closing Balance	0.00	0.00	0.00	1,508.89
Investment Gains / Realised Capital Gains / Recordati SpA					
01/07/2021	Opening Balance	0.00	0.00	0.00	0.00
18/08/2021	SALE REC 21	0.00	0.00	477.88	477.88

Date	Description	Quantity	Debits	Credits	Balance
10/01/2022	SALE REC 4	0.00	0.00	61.81	539.69
24/01/2022	SALE REC 9	0.00	0.00	98.49	638.18
07/02/2022	SALE REC 4	0.00	0.00	21.16	659.34
07/06/2022	SALE REC 29	0.00	329.04	0.00	330.30
30/06/2022	Closing Balance	0.00	0.00	0.00	330.30
Investment Gains / Realised Capital Gains / Robert Half International Inc					
01/07/2021	Opening Balance	0.00	0.00	0.00	0.00
18/08/2021	SALE RHI 17	0.00	0.00	884.53	884.53
04/11/2021	SALE RHI 3	0.00	0.00	212.85	1,097.38
01/12/2021	SALE RHI 3	0.00	0.00	195.41	1,292.79
10/01/2022	SALE RHI 2	0.00	0.00	120.77	1,413.56
24/01/2022	SALE RHI 9	0.00	0.00	545.19	1,958.75
07/02/2022	SALE RHI 3	0.00	0.00	225.99	2,184.74
07/06/2022	SALE RHI 41	0.00	0.00	1,137.91	3,322.65
30/06/2022	Closing Balance	0.00	0.00	0.00	3,322.65
Investment Gains / Realised Capital Gains / Roche Holding AG					
01/07/2021	Opening Balance	0.00	0.00	0.00	0.00
13/10/2021	SALE ROG 2	0.00	0.00	164.71	164.71
04/11/2021	SALE ROG 2	0.00	0.00	229.51	394.22
24/01/2022	SALE ROG 2	0.00	0.00	187.78	582.00

Date	Description	Quantity	Debits	Credits	Balance
07/02/2022	SALE ROG 1	0.00	0.00	80.02	662.02
07/06/2022	SALE ROG 7	0.00	0.00	88.50	750.52
30/06/2022	Closing Balance	0.00	0.00	0.00	750.52
Investment Gains / Realised Capital Gains / Royal Dutch Shell PLC					
01/07/2021	Opening Balance	0.00	0.00	0.00	0.00
13/07/2021	Net settlement for rebalance 23843 settling on 13/07/2021	0.00	0.00	65.45	65.45
06/08/2021	SALE RDSB 47	0.00	0.00	84.76	150.21
04/11/2021	SALE RDSB 264	0.00	109.44	0.00	40.77
30/06/2022	Closing Balance	0.00	0.00	0.00	40.77
Investment Gains / Realised Capital Gains / Sanofi SA					
01/07/2021	Opening Balance	0.00	0.00	0.00	0.00
30/11/2021	SALE SAN 3	0.00	10.15	0.00	10.15
24/01/2022	SALE SAN 8	0.00	0.00	42.98	32.83
07/02/2022	SALE SAN 3	0.00	0.00	32.10	64.93
07/06/2022	SALE SAN 28	0.00	0.00	93.05	157.98
30/06/2022	Closing Balance	0.00	0.00	0.00	157.98
Investment Gains / Realised Capital Gains / Schneider Electric SE					
01/07/2021	Opening Balance	0.00	0.00	0.00	0.00
24/01/2022	SALE SU 5	0.00	10.42	0.00	10.42

Date	Description	Quantity	Debits	Credits	Balance
07/06/2022	SALE SU 18	0.00	893.89	0.00	904.31
30/06/2022	Closing Balance	0.00	0.00	0.00	904.31
Investment Gains / Realised Capital Gains / SONY CORP					
01/07/2021	Opening Balance	0.00	0.00	0.00	0.00
04/11/2021	sale sony 3	0.00	0.00	167.58	167.58
30/11/2021	sale sony 2	0.00	0.00	130.10	297.68
24/01/2022	sale sony 8	0.00	0.00	382.56	680.24
07/02/2022	sale 2 sony	0.00	0.00	90.21	770.45
07/06/2022	sale sony 30	0.00	0.00	472.31	1,242.76
30/06/2022	Closing Balance	0.00	0.00	0.00	1,242.76
Investment Gains / Realised Capital Gains / Southwest Airlines Co					
01/07/2021	Opening Balance	0.00	0.00	0.00	0.00
13/10/2021	SALE LUV 42	0.00	0.00	104.55	104.55
30/11/2021	SALE LUV 9	0.00	49.09	0.00	55.46
16/03/2022	SALE LUV 46	0.00	394.27	0.00	338.81
07/06/2022	SALE LUV 60	0.00	312.17	0.00	650.98
30/06/2022	Closing Balance	0.00	0.00	0.00	650.98
Investment Gains / Realised Capital Gains / Sundrug Co Ltd					
01/07/2021	Opening Balance	0.00	0.00	0.00	0.00
13/10/2021	SALE SUNDRUG 22	0.00	246.27	0.00	246.27

Date	Description	Quantity	Debits	Credits	Balance
01/12/2021	SALE SUNDRUG 8	0.00	127.97	0.00	374.24
12/01/2022	SALE SUNDRUG 83	0.00	1,317.15	0.00	1,691.39
30/06/2022	Closing Balance	0.00	0.00	0.00	1,691.39
Investment Gains / Realised Capital Gains / Taisei Corporation					
01/07/2021	Opening Balance	0.00	0.00	0.00	0.00
07/06/2022	1801 sale 25	0.00	331.68	0.00	331.68
30/06/2022	Closing Balance	0.00	0.00	0.00	331.68
Investment Gains / Realised Capital Gains / Telenor ASA					
01/07/2021	Opening Balance	0.00	0.00	0.00	0.00
04/11/2021	SALE TEL 17	0.00	44.18	0.00	44.18
01/12/2021	SALE TEL 17	0.00	50.49	0.00	94.67
24/01/2022	SALE TEL 73	0.00	108.74	0.00	203.41
07/06/2022	SALE TEL 229	0.00	1,122.81	0.00	1,326.22
30/06/2022	Closing Balance	0.00	0.00	0.00	1,326.22
Investment Gains / Realised Capital Gains / Unilever PLC					
01/07/2021	Opening Balance	0.00	0.00	0.00	0.00
04/11/2021	SALE ULVR 4	0.00	54.41	0.00	54.41
30/11/2021	SALE ULVR 6	0.00	76.50	0.00	130.91
24/01/2022	SALE ULVR 20	0.00	214.85	0.00	345.76
07/02/2022	SALE ULVR 9	0.00	104.55	0.00	450.31

Date	Description	Quantity	Debits	Credits	Balance
07/06/2022	SALE ULVR 84	0.00	1,429.72	0.00	1,880.03
30/06/2022	Closing Balance	0.00	0.00	0.00	1,880.03
Investment Gains / Realised Capital Gains / Vinci SA					
01/07/2021	Opening Balance	0.00	0.00	0.00	0.00
24/01/2022	SALE DG 2	0.00	19.45	0.00	19.45
07/06/2022	SALE DG 10	0.00	221.70	0.00	241.15
30/06/2022	Closing Balance	0.00	0.00	0.00	241.15
Investment Gains / Realised Capital Gains / Visa Inc - Ordinary Shares - Class A					
01/07/2021	Opening Balance	0.00	0.00	0.00	0.00
30/11/2021	SALE VISA 2	0.00	17.78	0.00	17.78
24/01/2022	SALE VISA 7	0.00	2.86	0.00	20.64
07/02/2022	SALE VISA 2	0.00	0.00	80.16	59.52
07/06/2022	SALE VISA 23	0.00	0.00	322.40	381.92
30/06/2022	Closing Balance	0.00	0.00	0.00	381.92
Investment Gains / Realised Capital Gains / Willis Towers Watson Public Limited Co					
01/07/2021	Opening Balance	0.00	0.00	0.00	0.00
24/01/2022	SALE WTW 3	0.00	5.55	0.00	5.55
07/06/2022	SALE WTW 12	0.00	321.87	0.00	327.42
30/06/2022	Closing Balance	0.00	0.00	0.00	327.42
Investment Gains / Realised Capital Gains / Zoetis Inc					

Date	Description	Quantity	Debits	Credits	Balance
01/07/2021	Opening Balance	0.00	0.00	0.00	0.00
30/11/2021	SALE ZTS 1	0.00	0.00	113.37	113.37
24/01/2022	SALE ZTS 1	0.00	0.00	74.25	187.62
07/02/2022	SALE ZTS 1	0.00	0.00	83.79	271.41
07/06/2022	SALE ZTS 6	0.00	16.05	0.00	255.36
30/06/2022	Closing Balance	0.00	0.00	0.00	255.36

Investment Gains / Realised Capital Gains / Stapled Securities / Sydney Airport - Fully Paid Ordinary/Units Stapled Securities

01/07/2021	Opening Balance	0.00	0.00	0.00	0.00
06/08/2021	SYD Listed Security Disposal	0.00	0.00	368.48	368.48
18/08/2021	SYD Listed Security Disposal	0.00	0.00	457.03	825.51
30/11/2021	SYD Listed Security Disposal	0.00	0.00	116.18	941.69
24/01/2022	SYD Listed Security Disposal	0.00	0.00	125.56	1,067.25
15/02/2022	SYD Listed Security Disposal	0.00	0.00	1,214.75	2,282.00
30/06/2022	Closing Balance	0.00	0.00	0.00	2,282.00

Investment Gains / Realised Capital Gains / Stapled Securities / Transurban Group - Fully Paid Ordinary/Units Stapled Securities

01/07/2021	Opening Balance	0.00	0.00	0.00	0.00
06/08/2021	TCL Listed Security Disposal	0.00	0.00	57.16	57.16
18/08/2021	TCL Listed Security Disposal	0.00	0.00	4.13	61.29
04/11/2021	TCL Listed Security Disposal	0.00	3.06	0.00	58.23
30/11/2021	TCL Listed Security Disposal	0.00	0.00	1.73	59.96

Date	Description	Quantity	Debits	Credits	Balance
07/02/2022	TCL Listed Security Disposal	0.00	76.91	0.00	16.95
07/06/2022	TCL Listed Security Disposal	0.00	0.00	400.00	383.05
30/06/2022	Closing Balance	0.00	0.00	0.00	383.05
Investment Gains / Realised Capital Gains / Betashares Australian High Interest Cash ETF - Betashares Australian High Interest Cash ETF					
01/07/2021	Opening Balance	0.00	0.00	0.00	0.00
07/06/2022	SALE AAA 2074	0.00	69.72	0.00	69.72
30/06/2022	Closing Balance	0.00	0.00	0.00	69.72
Investment Gains / Realised Capital Gains / Betashares U.S. Dollar ETF - Betashares U.S. Dollar ETF					
01/07/2021	Opening Balance	0.00	0.00	0.00	0.00
12/10/2021	SALE USD 2584	0.00	0.00	1,481.25	1,481.25
30/11/2021	SALE USD 255	0.00	0.00	244.50	1,725.75
12/01/2022	SALE USD 20	0.00	0.00	15.96	1,741.71
07/03/2022	SALE USD 6384	0.00	301.63	0.00	1,440.08
07/06/2022	SALE USD 3420	0.00	0.00	66.24	1,506.32
30/06/2022	Closing Balance	0.00	0.00	0.00	1,506.32
Investment Gains / Managed Investments / Vanguard Active Global Growth Fund					
01/07/2021	Opening Balance	0.00	0.00	0.00	0.00
30/06/2022	Market Value Adjustment	0.00	12.17	0.00	12.17
30/06/2022	Closing Balance	0.00	0.00	0.00	12.17
Investment Gains / Managed Investments / Vanguard International Shares Index Fund (Hedged)					

Date	Description	Quantity	Debits	Credits	Balance
01/07/2021	Opening Balance	0.00	0.00	0.00	0.00
30/06/2022	Market Value Adjustment	0.00	0.00	15.35	15.35
30/06/2022	Closing Balance	0.00	0.00	0.00	15.35
Investment Gains / Australian Government Treasury Bonds - Treasury Bond 2.75% 21-11-28 Semi					
01/07/2021	Opening Balance	0.00	0.00	0.00	0.00
30/06/2022	Market Value Adjustment	0.00	0.00	500.00	500.00
30/06/2022	Closing Balance	0.00	0.00	0.00	500.00
Investment Gains / Australian Government Treasury Bonds - Treasury Bond 3.25% 21-04-25 Semi					
01/07/2021	Opening Balance	0.00	0.00	0.00	0.00
30/06/2022	Market Value Adjustment	0.00	0.00	500.00	500.00
30/06/2022	Closing Balance	0.00	0.00	0.00	500.00
Investment Gains / Australian Government Treasury Bonds - Treasury Bond 3.25% 21-04-29 Semi					
01/07/2021	Opening Balance	0.00	0.00	0.00	0.00
30/06/2022	Market Value Adjustment	0.00	0.00	500.00	500.00
30/06/2022	Closing Balance	0.00	0.00	0.00	500.00
Investment Gains / Australian Government Treasury Bonds - Treasury Bond 3.75% 21-04-37 Semi					
01/07/2021	Opening Balance	0.00	0.00	0.00	0.00
30/06/2022	Market Value Adjustment	0.00	0.00	500.00	500.00
30/06/2022	Closing Balance	0.00	0.00	0.00	500.00
Investment Gains / Australian Government Treasury Bonds - Treasury Bond 4.50% 21-04-33 Semi					

Date	Description	Quantity	Debits	Credits	Balance
01/07/2021	Opening Balance	0.00	0.00	0.00	0.00
30/06/2022	Market Value Adjustment	0.00	0.00	500.00	500.00
30/06/2022	Closing Balance	0.00	0.00	0.00	500.00
Investment Gains / Australian Government Treasury Bonds - Treasury Bond 5.75% 15-07-22 Semi					
01/07/2021	Opening Balance	0.00	0.00	0.00	0.00
30/06/2022	Market Value Adjustment	0.00	0.00	500.00	500.00
30/06/2022	Closing Balance	0.00	0.00	0.00	500.00
Investment Gains / Australian Government Treasury Indexed Bonds - Treas Indexed Bond Cpi+1.25% 21-02-22 Qly					
01/07/2021	Opening Balance	0.00	0.00	0.00	0.00
30/06/2022	Market Value Adjustment	0.00	0.00	528.49	528.49
30/06/2022	Closing Balance	0.00	0.00	0.00	528.49
Investment Gains / Australian Government Treasury Indexed Bonds - Treas Indexed Bond Cpi+2.50% 20-09-30 Qly					
01/07/2021	Opening Balance	0.00	0.00	0.00	0.00
30/06/2022	Market Value Adjustment	0.00	0.00	517.12	517.12
30/06/2022	Closing Balance	0.00	0.00	0.00	517.12
Investment Gains / Australian Government Treasury Indexed Bonds - Treas Indexed Bond Cpi+3.00% 20-09-25 Qly					
01/07/2021	Opening Balance	0.00	0.00	0.00	0.00
30/06/2022	Market Value Adjustment	0.00	0.00	574.03	574.03
30/06/2022	Closing Balance	0.00	0.00	0.00	574.03
Investment Gains / Increase in Market Value / Shares in Listed Companies / ANZ Group Holdings Limited					

Date	Description	Quantity	Debits	Credits	Balance
01/07/2021	Opening Balance	0.00	0.00	0.00	0.00
30/06/2022	Market Value Adjustment	0.00	0.00	741.40	741.40
30/06/2022	Closing Balance	0.00	0.00	0.00	741.40
Investment Gains / Increase in Market Value / Shares in Listed Companies / Aristocrat Leisure Limited					
01/07/2021	Opening Balance	0.00	0.00	0.00	0.00
30/06/2022	Market Value Adjustment	0.00	0.00	5,026.06	5,026.06
30/06/2022	Closing Balance	0.00	0.00	0.00	5,026.06
Investment Gains / Increase in Market Value / Shares in Listed Companies / BHP Group Limited					
01/07/2021	Opening Balance	0.00	0.00	0.00	0.00
30/06/2022	Market Value Adjustment	0.00	0.00	1,341.17	1,341.17
30/06/2022	Closing Balance	0.00	0.00	0.00	1,341.17
Investment Gains / Increase in Market Value / Shares in Listed Companies / Bluescope Steel Limited					
01/07/2021	Opening Balance	0.00	0.00	0.00	0.00
30/06/2022	Market Value Adjustment	0.00	0.00	500.00	500.00
30/06/2022	Closing Balance	0.00	0.00	0.00	500.00
Investment Gains / Increase in Market Value / Shares in Listed Companies / Brambles Limited					
01/07/2021	Opening Balance	0.00	0.00	0.00	0.00
30/06/2022	Market Value Adjustment	0.00	0.00	500.00	500.00
30/06/2022	Closing Balance	0.00	0.00	0.00	500.00
Investment Gains / Increase in Market Value / Shares in Listed Companies / Coles Group Limited.					

Date	Description	Quantity	Debits	Credits	Balance
01/07/2021	Opening Balance	0.00	0.00	0.00	0.00
30/06/2022	Market Value Adjustment	0.00	0.00	500.00	500.00
30/06/2022	Closing Balance	0.00	0.00	0.00	500.00
Investment Gains / Increase in Market Value / Shares in Listed Companies / Commonwealth Bank Of Australia.					
01/07/2021	Opening Balance	0.00	0.00	0.00	0.00
30/06/2022	Market Value Adjustment	0.00	0.00	1,371.69	1,371.69
30/06/2022	Closing Balance	0.00	0.00	0.00	1,371.69
Investment Gains / Increase in Market Value / Shares in Listed Companies / Computershare Limited.					
01/07/2021	Opening Balance	0.00	0.00	0.00	0.00
30/06/2022	Market Value Adjustment	0.00	0.00	500.00	500.00
30/06/2022	Closing Balance	0.00	0.00	0.00	500.00
Investment Gains / Increase in Market Value / Shares in Listed Companies / CSL Limited					
01/07/2021	Opening Balance	0.00	0.00	0.00	0.00
30/06/2022	Market Value Adjustment	0.00	0.00	500.00	500.00
30/06/2022	Closing Balance	0.00	0.00	0.00	500.00
Investment Gains / Increase in Market Value / Shares in Listed Companies / Endeavour Group Limited					
01/07/2021	Opening Balance	0.00	0.00	0.00	0.00
30/06/2022	Market Value Adjustment	0.00	0.00	500.00	500.00
30/06/2022	Closing Balance	0.00	0.00	0.00	500.00
Investment Gains / Increase in Market Value / Shares in Listed Companies / Flight Centre Travel Group Limited					

Date	Description	Quantity	Debits	Credits	Balance
01/07/2021	Opening Balance	0.00	0.00	0.00	0.00
30/06/2022	Market Value Adjustment	0.00	0.00	2,828.05	2,828.05
30/06/2022	Closing Balance	0.00	0.00	0.00	2,828.05
Investment Gains / Increase in Market Value / Shares in Listed Companies / Magellan Financial Group Limited					
01/07/2021	Opening Balance	0.00	0.00	0.00	0.00
30/06/2022	Market Value Adjustment	0.00	0.00	500.00	500.00
30/06/2022	Closing Balance	0.00	0.00	0.00	500.00
Investment Gains / Increase in Market Value / Shares in Listed Companies / National Australia Bank Limited					
01/07/2021	Opening Balance	0.00	0.00	0.00	0.00
30/06/2022	Market Value Adjustment	0.00	0.00	654.41	654.41
30/06/2022	Closing Balance	0.00	0.00	0.00	654.41
Investment Gains / Increase in Market Value / Shares in Listed Companies / Northern Star Resources Ltd					
01/07/2021	Opening Balance	0.00	0.00	0.00	0.00
30/06/2022	Market Value Adjustment	0.00	0.00	2,378.01	2,378.01
30/06/2022	Closing Balance	0.00	0.00	0.00	2,378.01
Investment Gains / Increase in Market Value / Shares in Listed Companies / Qantas Airways Limited					
01/07/2021	Opening Balance	0.00	0.00	0.00	0.00
30/06/2022	Market Value Adjustment	0.00	0.00	2,693.33	2,693.33
30/06/2022	Closing Balance	0.00	0.00	0.00	2,693.33
Investment Gains / Increase in Market Value / Shares in Listed Companies / Sonic Healthcare Limited					

Date	Description	Quantity	Debits	Credits	Balance
01/07/2021	Opening Balance	0.00	0.00	0.00	0.00
30/06/2022	Market Value Adjustment	0.00	0.00	500.00	500.00
30/06/2022	Closing Balance	0.00	0.00	0.00	500.00
Investment Gains / Increase in Market Value / Shares in Listed Companies / Treasury Wine Estates Limited					
01/07/2021	Opening Balance	0.00	0.00	0.00	0.00
30/06/2022	Market Value Adjustment	0.00	0.00	500.00	500.00
30/06/2022	Closing Balance	0.00	0.00	0.00	500.00
Investment Gains / Increase in Market Value / Shares in Listed Companies / Wesfarmers Limited					
01/07/2021	Opening Balance	0.00	0.00	0.00	0.00
30/06/2022	Market Value Adjustment	0.00	0.00	1,439.09	1,439.09
30/06/2022	Closing Balance	0.00	0.00	0.00	1,439.09
Investment Gains / Increase in Market Value / Shares in Listed Companies / Westpac Banking Corporation					
01/07/2021	Opening Balance	0.00	0.00	0.00	0.00
30/06/2022	Market Value Adjustment	0.00	0.00	2,697.08	2,697.08
30/06/2022	Closing Balance	0.00	0.00	0.00	2,697.08
Investment Gains / Increase in Market Value / Shares in Listed Companies / Wisetech Global Limited					
01/07/2021	Opening Balance	0.00	0.00	0.00	0.00
30/06/2022	Market Value Adjustment	0.00	0.00	500.00	500.00
30/06/2022	Closing Balance	0.00	0.00	0.00	500.00
Investment Gains / Increase in Market Value / Shares in Listed Companies / Woodside Petroleum Ltd					

Date	Description	Quantity	Debits	Credits	Balance
01/07/2021	Opening Balance	0.00	0.00	0.00	0.00
30/06/2022	Market Value Adjustment	0.00	0.00	691.96	691.96
30/06/2022	Closing Balance	0.00	0.00	0.00	691.96
Investment Gains / Increase in Market Value / Shares in Listed Companies / Woolworths Group Limited					
01/07/2021	Opening Balance	0.00	0.00	0.00	0.00
30/06/2022	Market Value Adjustment	0.00	0.00	500.00	500.00
30/06/2022	Closing Balance	0.00	0.00	0.00	500.00
Investment Gains / Increase in Market Value / 3M Co					
01/07/2021	Opening Balance	0.00	0.00	0.00	0.00
30/06/2022	Market Value Adjustment	0.00	0.00	500.00	500.00
30/06/2022	Closing Balance	0.00	0.00	0.00	500.00
Investment Gains / Increase in Market Value / Allianz SE - Registered Shares					
01/07/2021	Opening Balance	0.00	0.00	0.00	0.00
30/06/2022	Market Value Adjustment	0.00	0.00	846.09	846.09
30/06/2022	Closing Balance	0.00	0.00	0.00	846.09
Investment Gains / Increase in Market Value / Amada Holdings Co.Ltd					
01/07/2021	Opening Balance	0.00	0.00	0.00	0.00
30/06/2022	Market Value Adjustment	0.00	0.00	1,037.34	1,037.34
30/06/2022	Closing Balance	0.00	0.00	0.00	1,037.34
Investment Gains / Increase in Market Value / American Tower Corp					

Date	Description	Quantity	Debits	Credits	Balance
01/07/2021	Opening Balance	0.00	0.00	0.00	0.00
30/06/2022	Market Value Adjustment	0.00	0.00	500.00	500.00
30/06/2022	Closing Balance	0.00	0.00	0.00	500.00
Investment Gains / Increase in Market Value / Amgen Inc					
01/07/2021	Opening Balance	0.00	0.00	0.00	0.00
30/06/2022	Market Value Adjustment	0.00	0.00	500.00	500.00
30/06/2022	Closing Balance	0.00	0.00	0.00	500.00
Investment Gains / Increase in Market Value / Apple Inc					
01/07/2021	Opening Balance	0.00	0.00	0.00	0.00
30/06/2022	Market Value Adjustment	0.00	0.00	1,587.22	1,587.22
30/06/2022	Closing Balance	0.00	0.00	0.00	1,587.22
Investment Gains / Increase in Market Value / Applied Materials Inc					
01/07/2021	Opening Balance	0.00	0.00	0.00	0.00
30/06/2022	Market Value Adjustment	0.00	0.00	519.07	519.07
30/06/2022	Closing Balance	0.00	0.00	0.00	519.07
Investment Gains / Increase in Market Value / Booking Holdings Inc					
01/07/2021	Opening Balance	0.00	0.00	0.00	0.00
30/06/2022	Market Value Adjustment	0.00	0.00	500.00	500.00
30/06/2022	Closing Balance	0.00	0.00	0.00	500.00
Investment Gains / Increase in Market Value / Bristol-Myers Squibb Co					

Date	Description	Quantity	Debits	Credits	Balance
01/07/2021	Opening Balance	0.00	0.00	0.00	0.00
30/06/2022	Market Value Adjustment	0.00	0.00	827.05	827.05
30/06/2022	Closing Balance	0.00	0.00	0.00	827.05
Investment Gains / Increase in Market Value / CDW Corp (New)					
01/07/2021	Opening Balance	0.00	0.00	0.00	0.00
30/06/2022	Market Value Adjustment	0.00	0.00	668.28	668.28
30/06/2022	Closing Balance	0.00	0.00	0.00	668.28
Investment Gains / Increase in Market Value / Cisco Systems Inc					
01/07/2021	Opening Balance	0.00	0.00	0.00	0.00
30/06/2022	Market Value Adjustment	0.00	0.00	500.00	500.00
30/06/2022	Closing Balance	0.00	0.00	0.00	500.00
Investment Gains / Increase in Market Value / Citizens Financial Group Inc					
01/07/2021	Opening Balance	0.00	0.00	0.00	0.00
30/06/2022	Market Value Adjustment	0.00	0.00	2,215.60	2,215.60
30/06/2022	Closing Balance	0.00	0.00	0.00	2,215.60
Investment Gains / Increase in Market Value / Cognizant Technology Solutions Corp					
01/07/2021	Opening Balance	0.00	0.00	0.00	0.00
30/06/2022	Market Value Adjustment	0.00	0.00	1,368.20	1,368.20
30/06/2022	Closing Balance	0.00	0.00	0.00	1,368.20
Investment Gains / Increase in Market Value / Daito Trust Construction Co Ltd					

Date	Description	Quantity	Debits	Credits	Balance
01/07/2021	Opening Balance	0.00	0.00	0.00	0.00
30/06/2022	Market Value Adjustment	0.00	0.00	1,093.35	1,093.35
30/06/2022	Closing Balance	0.00	0.00	0.00	1,093.35
Investment Gains / Increase in Market Value / DBS Group Holdings Ltd					
01/07/2021	Opening Balance	0.00	0.00	0.00	0.00
30/06/2022	Market Value Adjustment	0.00	0.00	1,542.48	1,542.48
30/06/2022	Closing Balance	0.00	0.00	0.00	1,542.48
Investment Gains / Increase in Market Value / Direct Line Insurance Group PLC					
01/07/2021	Opening Balance	0.00	0.00	0.00	0.00
30/06/2022	Market Value Adjustment	0.00	0.00	730.27	730.27
30/06/2022	Closing Balance	0.00	0.00	0.00	730.27
Investment Gains / Increase in Market Value / eBay Inc					
01/07/2021	Opening Balance	0.00	0.00	0.00	0.00
30/06/2022	Market Value Adjustment	0.00	0.00	500.00	500.00
30/06/2022	Closing Balance	0.00	0.00	0.00	500.00
Investment Gains / Increase in Market Value / EDP-Energias de Portugal SA					
01/07/2021	Opening Balance	0.00	0.00	0.00	0.00
30/06/2022	Market Value Adjustment	0.00	0.00	500.00	500.00
30/06/2022	Closing Balance	0.00	0.00	0.00	500.00
Investment Gains / Increase in Market Value / Endesa SA					

Date	Description	Quantity	Debits	Credits	Balance
01/07/2021	Opening Balance	0.00	0.00	0.00	0.00
30/06/2022	Market Value Adjustment	0.00	0.00	793.51	793.51
30/06/2022	Closing Balance	0.00	0.00	0.00	793.51
Investment Gains / Increase in Market Value / ENGIE SA					
01/07/2021	Opening Balance	0.00	0.00	0.00	0.00
30/06/2022	Market Value Adjustment	0.00	0.00	1,202.70	1,202.70
30/06/2022	Closing Balance	0.00	0.00	0.00	1,202.70
Investment Gains / Increase in Market Value / Expedia Inc Del					
01/07/2021	Opening Balance	0.00	0.00	0.00	0.00
30/06/2022	Market Value Adjustment	0.00	0.00	500.00	500.00
30/06/2022	Closing Balance	0.00	0.00	0.00	500.00
Investment Gains / Increase in Market Value / FleetCor Technologies Inc					
01/07/2021	Opening Balance	0.00	0.00	0.00	0.00
30/06/2022	Market Value Adjustment	0.00	0.00	673.68	673.68
30/06/2022	Closing Balance	0.00	0.00	0.00	673.68
Investment Gains / Increase in Market Value / Google Inc					
01/07/2021	Opening Balance	0.00	0.00	0.00	0.00
30/06/2022	Market Value Adjustment	0.00	0.00	1,455.71	1,455.71
30/06/2022	Closing Balance	0.00	0.00	0.00	1,455.71
Investment Gains / Increase in Market Value / HOYA CORP					

Date	Description	Quantity	Debits	Credits	Balance
01/07/2021	Opening Balance	0.00	0.00	0.00	0.00
30/06/2022	Market Value Adjustment	0.00	0.00	681.88	681.88
30/06/2022	Closing Balance	0.00	0.00	0.00	681.88
Investment Gains / Increase in Market Value / Illinois Tool Works Inc					
01/07/2021	Opening Balance	0.00	0.00	0.00	0.00
30/06/2022	Market Value Adjustment	0.00	0.00	742.19	742.19
30/06/2022	Closing Balance	0.00	0.00	0.00	742.19
Investment Gains / Increase in Market Value / Intel Corp					
01/07/2021	Opening Balance	0.00	0.00	0.00	0.00
30/06/2022	Market Value Adjustment	0.00	0.00	500.00	500.00
30/06/2022	Closing Balance	0.00	0.00	0.00	500.00
Investment Gains / Increase in Market Value / Intertek Group PLC					
01/07/2021	Opening Balance	0.00	0.00	0.00	0.00
30/06/2022	Market Value Adjustment	0.00	0.00	972.95	972.95
30/06/2022	Closing Balance	0.00	0.00	0.00	972.95
Investment Gains / Increase in Market Value / JM Smucker Co					
01/07/2021	Opening Balance	0.00	0.00	0.00	0.00
30/06/2022	Market Value Adjustment	0.00	0.00	906.59	906.59
30/06/2022	Closing Balance	0.00	0.00	0.00	906.59
Investment Gains / Increase in Market Value / Johnson & Johnson					

Date	Description	Quantity	Debits	Credits	Balance
01/07/2021	Opening Balance	0.00	0.00	0.00	0.00
30/06/2022	Market Value Adjustment	0.00	0.00	500.00	500.00
30/06/2022	Closing Balance	0.00	0.00	0.00	500.00
Investment Gains / Increase in Market Value / JPMorgan Chase & Co					
01/07/2021	Opening Balance	0.00	0.00	0.00	0.00
30/06/2022	Market Value Adjustment	0.00	0.00	500.00	500.00
30/06/2022	Closing Balance	0.00	0.00	0.00	500.00
Investment Gains / Increase in Market Value / KDDI CORP					
01/07/2021	Opening Balance	0.00	0.00	0.00	0.00
30/06/2022	Market Value Adjustment	0.00	0.00	500.00	500.00
30/06/2022	Closing Balance	0.00	0.00	0.00	500.00
Investment Gains / Increase in Market Value / Kimberly-Clark Corp					
01/07/2021	Opening Balance	0.00	0.00	0.00	0.00
30/06/2022	Market Value Adjustment	0.00	0.00	500.00	500.00
30/06/2022	Closing Balance	0.00	0.00	0.00	500.00
Investment Gains / Increase in Market Value / Kirin Holdings Co., Ltd.					
01/07/2021	Opening Balance	0.00	0.00	0.00	0.00
30/06/2022	Market Value Adjustment	0.00	0.00	500.00	500.00
30/06/2022	Closing Balance	0.00	0.00	0.00	500.00
Investment Gains / Increase in Market Value / Koninklijke Ahold Delhaize N.V.					

Date	Description	Quantity	Debits	Credits	Balance
01/07/2021	Opening Balance	0.00	0.00	0.00	0.00
30/06/2022	Market Value Adjustment	0.00	0.00	500.00	500.00
30/06/2022	Closing Balance	0.00	0.00	0.00	500.00
Investment Gains / Increase in Market Value / Meiji Holdings Co.Ltd.					
01/07/2021	Opening Balance	0.00	0.00	0.00	0.00
30/06/2022	Market Value Adjustment	0.00	0.00	500.00	500.00
30/06/2022	Closing Balance	0.00	0.00	0.00	500.00
Investment Gains / Increase in Market Value / Merck & Co Inc					
01/07/2021	Opening Balance	0.00	0.00	0.00	0.00
30/06/2022	Market Value Adjustment	0.00	0.00	500.00	500.00
30/06/2022	Closing Balance	0.00	0.00	0.00	500.00
Investment Gains / Increase in Market Value / Meta Platforms Inc					
01/07/2021	Opening Balance	0.00	0.00	0.00	0.00
30/06/2022	Market Value Adjustment	0.00	0.00	4,126.78	4,126.78
30/06/2022	Closing Balance	0.00	0.00	0.00	4,126.78
Investment Gains / Increase in Market Value / Microsoft Corp					
01/07/2021	Opening Balance	0.00	0.00	0.00	0.00
30/06/2022	Market Value Adjustment	0.00	0.00	500.00	500.00
30/06/2022	Closing Balance	0.00	0.00	0.00	500.00
Investment Gains / Increase in Market Value / Moncler SPA					

Date	Description	Quantity	Debits	Credits	Balance
01/07/2021	Opening Balance	0.00	0.00	0.00	0.00
30/06/2022	Market Value Adjustment	0.00	0.00	674.68	674.68
30/06/2022	Closing Balance	0.00	0.00	0.00	674.68
Investment Gains / Increase in Market Value / NetApp Inc					
01/07/2021	Opening Balance	0.00	0.00	0.00	0.00
30/06/2022	Market Value Adjustment	0.00	0.00	1,410.37	1,410.37
30/06/2022	Closing Balance	0.00	0.00	0.00	1,410.37
Investment Gains / Increase in Market Value / Newmont Mining Corp					
01/07/2021	Opening Balance	0.00	0.00	0.00	0.00
30/06/2022	Market Value Adjustment	0.00	0.00	500.00	500.00
30/06/2022	Closing Balance	0.00	0.00	0.00	500.00
Investment Gains / Increase in Market Value / Novo Nordisk - Ordinary Shares - Class B					
01/07/2021	Opening Balance	0.00	0.00	0.00	0.00
30/06/2022	Market Value Adjustment	0.00	0.00	500.00	500.00
30/06/2022	Closing Balance	0.00	0.00	0.00	500.00
Investment Gains / Increase in Market Value / O'Reilly Automotive Inc					
01/07/2021	Opening Balance	0.00	0.00	0.00	0.00
30/06/2022	Market Value Adjustment	0.00	0.00	500.00	500.00
30/06/2022	Closing Balance	0.00	0.00	0.00	500.00
Investment Gains / Increase in Market Value / Paychex Inc					

Date	Description	Quantity	Debits	Credits	Balance
01/07/2021	Opening Balance	0.00	0.00	0.00	0.00
30/06/2022	Market Value Adjustment	0.00	0.00	500.00	500.00
30/06/2022	Closing Balance	0.00	0.00	0.00	500.00
Investment Gains / Increase in Market Value / Public Storage					
01/07/2021	Opening Balance	0.00	0.00	0.00	0.00
30/06/2022	Market Value Adjustment	0.00	0.00	1,225.47	1,225.47
30/06/2022	Closing Balance	0.00	0.00	0.00	1,225.47
Investment Gains / Increase in Market Value / Recordati SpA					
01/07/2021	Opening Balance	0.00	0.00	0.00	0.00
30/06/2022	Market Value Adjustment	0.00	0.00	500.00	500.00
30/06/2022	Closing Balance	0.00	0.00	0.00	500.00
Investment Gains / Increase in Market Value / Robert Half International Inc					
01/07/2021	Opening Balance	0.00	0.00	0.00	0.00
30/06/2022	Market Value Adjustment	0.00	0.00	500.00	500.00
30/06/2022	Closing Balance	0.00	0.00	0.00	500.00
Investment Gains / Increase in Market Value / Roche Holding AG					
01/07/2021	Opening Balance	0.00	0.00	0.00	0.00
30/06/2022	Market Value Adjustment	0.00	0.00	500.00	500.00
30/06/2022	Closing Balance	0.00	0.00	0.00	500.00
Investment Gains / Increase in Market Value / Royal Dutch Shell PLC					

Date	Description	Quantity	Debits	Credits	Balance
01/07/2021	Opening Balance	0.00	0.00	0.00	0.00
30/06/2022	Market Value Adjustment	0.00	0.00	500.00	500.00
30/06/2022	Closing Balance	0.00	0.00	0.00	500.00
Investment Gains / Increase in Market Value / Sanofi SA					
01/07/2021	Opening Balance	0.00	0.00	0.00	0.00
30/06/2022	Market Value Adjustment	0.00	0.00	500.00	500.00
30/06/2022	Closing Balance	0.00	0.00	0.00	500.00
Investment Gains / Increase in Market Value / SONY CORP					
01/07/2021	Opening Balance	0.00	0.00	0.00	0.00
30/06/2022	Market Value Adjustment	0.00	0.00	807.77	807.77
30/06/2022	Closing Balance	0.00	0.00	0.00	807.77
Investment Gains / Increase in Market Value / Southwest Airlines Co					
01/07/2021	Opening Balance	0.00	0.00	0.00	0.00
30/06/2022	Market Value Adjustment	0.00	0.00	500.00	500.00
30/06/2022	Closing Balance	0.00	0.00	0.00	500.00
Investment Gains / Increase in Market Value / Sundrug Co Ltd					
01/07/2021	Opening Balance	0.00	0.00	0.00	0.00
30/06/2022	Market Value Adjustment	0.00	0.00	981.83	981.83
30/06/2022	Closing Balance	0.00	0.00	0.00	981.83
Investment Gains / Increase in Market Value / Taisei Corporation					

Date	Description	Quantity	Debits	Credits	Balance
01/07/2021	Opening Balance	0.00	0.00	0.00	0.00
30/06/2022	Market Value Adjustment	0.00	0.00	573.39	573.39
30/06/2022	Closing Balance	0.00	0.00	0.00	573.39
Investment Gains / Increase in Market Value / Telenor ASA					
01/07/2021	Opening Balance	0.00	0.00	0.00	0.00
30/06/2022	Market Value Adjustment	0.00	0.00	1,330.15	1,330.15
30/06/2022	Closing Balance	0.00	0.00	0.00	1,330.15
Investment Gains / Increase in Market Value / Unilever PLC					
01/07/2021	Opening Balance	0.00	0.00	0.00	0.00
30/06/2022	Market Value Adjustment	0.00	0.00	1,182.29	1,182.29
30/06/2022	Closing Balance	0.00	0.00	0.00	1,182.29
Investment Gains / Increase in Market Value / Vinci SA					
01/07/2021	Opening Balance	0.00	0.00	0.00	0.00
30/06/2022	Market Value Adjustment	0.00	0.00	729.71	729.71
30/06/2022	Closing Balance	0.00	0.00	0.00	729.71
Investment Gains / Increase in Market Value / Visa Inc - Ordinary Shares - Class A					
01/07/2021	Opening Balance	0.00	0.00	0.00	0.00
30/06/2022	Market Value Adjustment	0.00	0.00	500.00	500.00
30/06/2022	Closing Balance	0.00	0.00	0.00	500.00
Investment Gains / Increase in Market Value / Zoetis Inc					

Date	Description	Quantity	Debits	Credits	Balance
01/07/2021	Opening Balance	0.00	0.00	0.00	0.00
30/06/2022	Market Value Adjustment	0.00	0.00	500.00	500.00
30/06/2022	Closing Balance	0.00	0.00	0.00	500.00
Investment Gains / Increase in Market Value / Stapled Securities / Sydney Airport - Fully Paid Ordinary/Units Stapled Securities					
01/07/2021	Opening Balance	0.00	0.00	0.00	0.00
30/06/2022	Market Value Adjustment	0.00	0.00	1,751.05	1,751.05
30/06/2022	Closing Balance	0.00	0.00	0.00	1,751.05
Investment Gains / Increase in Market Value / Stapled Securities / Transurban Group - Fully Paid Ordinary/Units Stapled Securities					
01/07/2021	Opening Balance	0.00	0.00	0.00	0.00
30/06/2022	Market Value Adjustment	0.00	0.00	500.00	500.00
30/06/2022	Closing Balance	0.00	0.00	0.00	500.00
Investment Gains / Increase in Market Value / Betashares U.S. Dollar ETF - Betashares U.S. Dollar ETF					
01/07/2021	Opening Balance	0.00	0.00	0.00	0.00
30/06/2022	Market Value Adjustment	0.00	0.00	500.00	500.00
30/06/2022	Closing Balance	0.00	0.00	0.00	500.00
Investment Gains / Increase in Market Value / Units In Unlisted Unit Trusts / Bitcoin					
01/07/2021	Opening Balance	0.00	0.00	0.00	0.00
30/06/2022	Market Value Adjustment	0.00	0.00	9,757.88	9,757.88
30/06/2022	Closing Balance	0.00	0.00	0.00	9,757.88
Investment Gains / Increase in Market Value / Units In Unlisted Unit Trusts / Ethereum					

Date	Description	Quantity	Debits	Credits	Balance
01/07/2021	Opening Balance	0.00	0.00	0.00	0.00
30/06/2022	Market Value Adjustment	0.00	0.00	6,241.00	6,241.00
30/06/2022	Closing Balance	0.00	0.00	0.00	6,241.00
Investment Gains / Disposal Suspense / Managed Investments / Vanguard Active Global Growth Fund					
01/07/2021	Opening Balance	0.00	0.00	0.00	0.00
21/01/2022	Sell transaction of VAN0722AU	14,501.16	0.00	20,000.00	20,000.00
21/01/2022	Sell transaction of VAN0722AU	-14,501.16	20,000.00	0.00	0.00
11/03/2022	Sell transaction of VAN0722AU	17,733.64	0.00	20,000.00	20,000.00
11/03/2022	Sell transaction of VAN0722AU	-17,733.64	20,000.00	0.00	0.00
30/06/2022	Sell transaction of VAN0722AU	9,639.88	0.00	10,656.89	10,656.89
30/06/2022	Sell transaction of VAN0722AU	-9,639.88	10,656.89	0.00	0.00
30/06/2022	Closing Balance	0.00	0.00	0.00	0.00
Investment Gains / Disposal Suspense / Managed Investments / Vanguard High Growth Index Fund					
01/07/2021	Opening Balance	0.00	0.00	0.00	0.00
30/06/2022	Sell transaction of VAN0111AU	12,227.46	0.00	19,993.12	19,993.12
30/06/2022	Sell transaction of VAN0111AU	-12,227.46	19,993.12	0.00	0.00
30/06/2022	Closing Balance	0.00	0.00	0.00	0.00
Investment Gains / Disposal Suspense / Managed Investments / Vanguard International Shares Index Fund (Hedged)					
01/07/2021	Opening Balance	0.00	0.00	0.00	0.00
30/06/2022	Sell transaction of VAN0105AU	22,983.18	0.00	19,411.60	19,411.60

Date	Description	Quantity	Debits	Credits	Balance
30/06/2022	Sell transaction of VAN0105AU	-22,983.18	19,411.60	0.00	0.00
30/06/2022	Closing Balance	0.00	0.00	0.00	0.00
Investment Gains / Disposal Suspense / Other Fixed Interest Securities / Australian Government Treasury Bonds - Treasury Bond 1.00% 21-11-31 Semi					
01/07/2021	Opening Balance	0.00	0.00	0.00	0.00
30/11/2021	GSBU31 Listed Security Disposal	24.00	0.00	2,249.93	2,249.93
30/11/2021	GSBU31 Listed Security Disposal	-24.00	2,249.93	0.00	0.00
07/02/2022	GSBU31 Listed Security Disposal	7.00	0.00	640.23	640.23
07/02/2022	GSBU31 Listed Security Disposal	-7.00	640.23	0.00	0.00
07/06/2022	GSBU31 Listed Security Disposal	424.00	0.00	33,909.58	33,909.58
07/06/2022	GSBU31 Listed Security Disposal	-424.00	33,909.58	0.00	0.00
30/06/2022	Closing Balance	0.00	0.00	0.00	0.00
Investment Gains / Disposal Suspense / Other Fixed Interest Securities / Australian Government Treasury Bonds - Treasury Bond 2.75% 21-11-28 Semi					
01/07/2021	Opening Balance	0.00	0.00	0.00	0.00
04/11/2021	GSBU28 Listed Security Disposal	7.00	0.00	759.88	759.88
04/11/2021	GSBU28 Listed Security Disposal	-7.00	759.88	0.00	0.00
01/12/2021	GSBU28 Listed Security Disposal	3.00	0.00	323.14	323.14
01/12/2021	GSBU28 Listed Security Disposal	-3.00	323.14	0.00	0.00
07/06/2022	GSBU28 Listed Security Disposal	67.00	0.00	6,460.48	6,460.48
07/06/2022	GSBU28 Listed Security Disposal	-67.00	6,460.48	0.00	0.00
30/06/2022	Closing Balance	0.00	0.00	0.00	0.00

Date	Description	Quantity	Debits	Credits	Balance
Investment Gains / Disposal Suspense / Other Fixed Interest Securities / Australian Government Treasury Bonds - Treasury Bond 3.25% 21-04-25 Semi					
01/07/2021	Opening Balance	0.00	0.00	0.00	0.00
13/10/2021	GSBG25 Listed Security Disposal	10.00	0.00	1,085.63	1,085.63
13/10/2021	GSBG25 Listed Security Disposal	-10.00	1,085.63	0.00	0.00
01/12/2021	GSBG25 Listed Security Disposal	11.00	0.00	1,181.20	1,181.20
01/12/2021	GSBG25 Listed Security Disposal	-11.00	1,181.20	0.00	0.00
28/04/2022	GSBG25 Listed Security Disposal	102.00	0.00	10,354.75	10,354.75
28/04/2022	GSBG25 Listed Security Disposal	-102.00	10,354.75	0.00	0.00
07/06/2022	GSBG25 Listed Security Disposal	81.00	0.00	8,179.68	8,179.68
07/06/2022	GSBG25 Listed Security Disposal	-81.00	8,179.68	0.00	0.00
30/06/2022	Closing Balance	0.00	0.00	0.00	0.00
Investment Gains / Disposal Suspense / Other Fixed Interest Securities / Australian Government Treasury Bonds - Treasury Bond 3.25% 21-04-29 Semi					
01/07/2021	Opening Balance	0.00	0.00	0.00	0.00
04/11/2021	GSBG29 Listed Security Disposal	6.00	0.00	666.01	666.01
04/11/2021	GSBG29 Listed Security Disposal	-6.00	666.01	0.00	0.00
01/12/2021	GSBG29 Listed Security Disposal	7.00	0.00	786.00	786.00
01/12/2021	GSBG29 Listed Security Disposal	-7.00	786.00	0.00	0.00
07/06/2022	GSBG29 Listed Security Disposal	132.00	0.00	13,132.50	13,132.50
07/06/2022	GSBG29 Listed Security Disposal	-132.00	13,132.50	0.00	0.00
30/06/2022	Closing Balance	0.00	0.00	0.00	0.00

Date	Description	Quantity	Debits	Credits	Balance
Investment Gains / Disposal Suspense / Other Fixed Interest Securities / Australian Government Treasury Bonds - Treasury Bond 3.75% 21-04-37 Semi					
01/07/2021	Opening Balance	0.00	0.00	0.00	0.00
30/11/2021	GSBG37 Listed Security Disposal	22.00	0.00	2,714.61	2,714.61
30/11/2021	GSBG37 Listed Security Disposal	-22.00	2,714.61	0.00	0.00
07/02/2022	GSBG37 Listed Security Disposal	6.00	0.00	722.55	722.55
07/02/2022	GSBG37 Listed Security Disposal	-6.00	722.55	0.00	0.00
07/06/2022	GSBG37 Listed Security Disposal	367.00	0.00	37,125.20	37,125.20
07/06/2022	GSBG37 Listed Security Disposal	-367.00	37,125.20	0.00	0.00
30/06/2022	Closing Balance	0.00	0.00	0.00	0.00
Investment Gains / Disposal Suspense / Other Fixed Interest Securities / Australian Government Treasury Bonds - Treasury Bond 4.50% 21-04-33 Semi					
01/07/2021	Opening Balance	0.00	0.00	0.00	0.00
13/10/2021	GSBG33 Listed Security Disposal	11.00	0.00	1,412.66	1,412.66
13/10/2021	GSBG33 Listed Security Disposal	-11.00	1,412.66	0.00	0.00
30/11/2021	GSBG33 Listed Security Disposal	20.00	0.00	2,577.00	2,577.00
30/11/2021	GSBG33 Listed Security Disposal	-20.00	2,577.00	0.00	0.00
07/02/2022	GSBG33 Listed Security Disposal	6.00	0.00	757.26	757.26
07/02/2022	GSBG33 Listed Security Disposal	-6.00	757.26	0.00	0.00
07/06/2022	GSBG33 Listed Security Disposal	471.00	0.00	51,472.18	51,472.18
07/06/2022	GSBG33 Listed Security Disposal	-471.00	51,472.18	0.00	0.00
30/06/2022	Closing Balance	0.00	0.00	0.00	0.00

Date	Description	Quantity	Debits	Credits	Balance
Investment Gains / Disposal Suspense / Other Fixed Interest Securities / Australian Government Treasury Bonds - Treasury Bond 5.75% 15-07-22 Semi					
01/07/2021	Opening Balance	0.00	0.00	0.00	0.00
01/12/2021	GSBM22 Listed Security Disposal	3.00	0.00	315.94	315.94
01/12/2021	GSBM22 Listed Security Disposal	-3.00	315.94	0.00	0.00
07/06/2022	GSBM22 Listed Security Disposal	30.00	0.00	3,079.90	3,079.90
07/06/2022	GSBM22 Listed Security Disposal	-30.00	3,079.90	0.00	0.00
30/06/2022	Closing Balance	0.00	0.00	0.00	0.00
Investment Gains / Disposal Suspense / Other Fixed Interest Securities / Australian Government Treasury Indexed Bonds - Treas Indexed Bond Cpi+1.25% 21-02-22 Qly					
01/07/2021	Opening Balance	0.00	0.00	0.00	0.00
21/02/2022	GSIC22 Listed Security Disposal	36.00	0.00	4,314.24	4,314.24
21/02/2022	GSIC22 Listed Security Disposal	-36.00	4,314.24	0.00	0.00
30/06/2022	Closing Balance	0.00	0.00	0.00	0.00
Investment Gains / Disposal Suspense / Other Fixed Interest Securities / Australian Government Treasury Indexed Bonds - Treas Indexed Bond Cpi+2.50% 20-09-30 Qly					
01/07/2021	Opening Balance	0.00	0.00	0.00	0.00
04/11/2021	GSIQ30 Listed Security Disposal	3.00	0.00	468.27	468.27
04/11/2021	GSIQ30 Listed Security Disposal	-3.00	468.27	0.00	0.00
07/02/2022	GSIQ30 Listed Security Disposal	2.00	0.00	313.45	313.45
07/02/2022	GSIQ30 Listed Security Disposal	-2.00	313.45	0.00	0.00
07/06/2022	GSIQ30 Listed Security Disposal	24.00	0.00	3,462.83	3,462.83
07/06/2022	GSIQ30 Listed Security Disposal	-24.00	3,462.83	0.00	0.00

Date	Description	Quantity	Debits	Credits	Balance
30/06/2022	Closing Balance	0.00	0.00	0.00	0.00
Investment Gains / Disposal Suspense / Other Fixed Interest Securities / Australian Government Treasury Indexed Bonds - Treas Indexed Bond Cpi+3.00% 20-09-25 Qly					
01/07/2021	Opening Balance	0.00	0.00	0.00	0.00
04/11/2021	GSIQ25 Listed Security Disposal	4.00	0.00	593.04	593.04
04/11/2021	GSIQ25 Listed Security Disposal	-4.00	593.04	0.00	0.00
01/12/2021	GSIQ25 Listed Security Disposal	2.00	0.00	296.52	296.52
01/12/2021	GSIQ25 Listed Security Disposal	-2.00	296.52	0.00	0.00
07/06/2022	GSIQ25 Listed Security Disposal	23.00	0.00	3,348.53	3,348.53
07/06/2022	GSIQ25 Listed Security Disposal	-23.00	3,348.53	0.00	0.00
30/06/2022	Closing Balance	0.00	0.00	0.00	0.00
Investment Gains / Disposal Suspense / ANZ Group Holdings Limited					
01/07/2021	Opening Balance	0.00	0.00	0.00	0.00
18/08/2021	ANZ Listed Security Disposal	40.00	0.00	1,139.97	1,139.97
18/08/2021	ANZ Listed Security Disposal	-40.00	1,139.97	0.00	0.00
04/11/2021	ANZ Listed Security Disposal	16.00	0.00	457.86	457.86
04/11/2021	ANZ Listed Security Disposal	-16.00	457.86	0.00	0.00
30/11/2021	ANZ Listed Security Disposal	17.00	0.00	457.24	457.24
30/11/2021	ANZ Listed Security Disposal	-17.00	457.24	0.00	0.00
07/02/2022	ANZ Listed Security Disposal	62.00	0.00	1,639.18	1,639.18
07/02/2022	ANZ Listed Security Disposal	-62.00	1,639.18	0.00	0.00

Date	Description	Quantity	Debits	Credits	Balance
07/06/2022	ANZ Listed Security Disposal	477.00	0.00	11,679.89	11,679.89
07/06/2022	ANZ Listed Security Disposal	-477.00	11,679.89	0.00	0.00
30/06/2022	Closing Balance	0.00	0.00	0.00	0.00
Investment Gains / Disposal Suspense / Aristocrat Leisure Limited					
01/07/2021	Opening Balance	0.00	0.00	0.00	0.00
06/08/2021	SALE ALL 55	55.00	0.00	2,298.91	2,298.91
06/08/2021	SALE ALL 55	-55.00	2,298.91	0.00	0.00
18/08/2021	SALE ALL 100	100.00	0.00	4,253.90	4,253.90
18/08/2021	SALE ALL 100	-100.00	4,253.90	0.00	0.00
13/10/2021	SALE ALL 22	22.00	0.00	987.36	987.36
13/10/2021	SALE ALL 22	-22.00	987.36	0.00	0.00
30/11/2021	SALE ALL 27	27.00	0.00	1,201.38	1,201.38
30/11/2021	SALE ALL 27	-27.00	1,201.38	0.00	0.00
24/01/2022	SALE ALL 99	99.00	0.00	4,070.38	4,070.38
24/01/2022	SALE ALL 99	-99.00	4,070.38	0.00	0.00
07/02/2022	SALE ALL 44	44.00	0.00	1,790.91	1,790.91
07/02/2022	SALE ALL 44	-44.00	1,790.91	0.00	0.00
07/06/2022	SALE ALL 403	403.00	0.00	13,544.16	13,544.16
07/06/2022	SALE ALL 403	-403.00	13,544.16	0.00	0.00
30/06/2022	Closing Balance	0.00	0.00	0.00	0.00

Date	Description	Quantity	Debits	Credits	Balance
Investment Gains / Disposal Suspense / Aristocrat Leisure Limited - Rights-Appsclose 08Nov2021 Us Prohibited					
01/07/2021	Opening Balance	0.00	0.00	0.00	0.00
18/11/2021	ALLR to ALL; 25:514 ACCELERATED - PAITREO OF ORD SHARES @\$41.85	23.00	0.00	0.00	0.00
18/11/2021	ALLR to ALL; 25:514 ACCELERATED - PAITREO OF ORD SHARES @\$41.85	-23.00	0.00	0.00	0.00
30/06/2022	Closing Balance	0.00	0.00	0.00	0.00
Investment Gains / Disposal Suspense / BHP Group Limited					
01/07/2021	Opening Balance	0.00	0.00	0.00	0.00
09/07/2021	BHP Listed Security Disposal	17.00	0.00	838.61	838.61
09/07/2021	BHP Listed Security Disposal	-17.00	838.61	0.00	0.00
18/08/2021	BHP Listed Security Disposal	98.00	0.00	4,700.14	4,700.14
18/08/2021	BHP Listed Security Disposal	-98.00	4,700.14	0.00	0.00
04/11/2021	BHP Listed Security Disposal	50.00	0.00	1,803.77	1,803.77
04/11/2021	BHP Listed Security Disposal	-50.00	1,803.77	0.00	0.00
07/06/2022	BHP Listed Security Disposal	87.00	0.00	4,028.35	4,028.35
07/06/2022	BHP Listed Security Disposal	-87.00	4,028.35	0.00	0.00
30/06/2022	Closing Balance	0.00	0.00	0.00	0.00
Investment Gains / Disposal Suspense / Bluescope Steel Limited					
01/07/2021	Opening Balance	0.00	0.00	0.00	0.00
18/08/2021	SALE BSL 49	49.00	0.00	1,238.51	1,238.51

Date	Description	Quantity	Debits	Credits	Balance
18/08/2021	SALE BSL 49	-49.00	1,238.51	0.00	0.00
04/11/2021	BSL Listed Security Disposal	220.00	0.00	4,496.98	4,496.98
04/11/2021	BSL Listed Security Disposal	-220.00	4,496.98	0.00	0.00
30/06/2022	Closing Balance	0.00	0.00	0.00	0.00
Investment Gains / Disposal Suspense / Brambles Limited					
01/07/2021	Opening Balance	0.00	0.00	0.00	0.00
18/08/2021	BXB Listed Security Disposal	189.00	0.00	2,306.73	2,306.73
18/08/2021	BXB Listed Security Disposal	-189.00	2,306.73	0.00	0.00
04/11/2021	BXB Listed Security Disposal	36.00	0.00	372.86	372.86
04/11/2021	BXB Listed Security Disposal	-36.00	372.86	0.00	0.00
30/11/2021	BXB Listed Security Disposal	39.00	0.00	391.04	391.04
30/11/2021	BXB Listed Security Disposal	-39.00	391.04	0.00	0.00
24/01/2022	BXB Listed Security Disposal	167.00	0.00	1,681.13	1,681.13
24/01/2022	BXB Listed Security Disposal	-167.00	1,681.13	0.00	0.00
07/02/2022	BXB Listed Security Disposal	108.00	0.00	1,018.34	1,018.34
07/02/2022	BXB Listed Security Disposal	-108.00	1,018.34	0.00	0.00
07/06/2022	BXB Listed Security Disposal	666.00	0.00	7,170.63	7,170.63
07/06/2022	BXB Listed Security Disposal	-666.00	7,170.63	0.00	0.00
30/06/2022	Closing Balance	0.00	0.00	0.00	0.00
Investment Gains / Disposal Suspense / Coles Group Limited.					

Date	Description	Quantity	Debits	Credits	Balance
01/07/2021	Opening Balance	0.00	0.00	0.00	0.00
18/08/2021	COL Listed Security Disposal	87.00	0.00	1,593.87	1,593.87
18/08/2021	COL Listed Security Disposal	-87.00	1,593.87	0.00	0.00
04/11/2021	COL Listed Security Disposal	23.00	0.00	402.64	402.64
04/11/2021	COL Listed Security Disposal	-23.00	402.64	0.00	0.00
30/11/2021	COL Listed Security Disposal	25.00	0.00	450.98	450.98
30/11/2021	COL Listed Security Disposal	-25.00	450.98	0.00	0.00
24/01/2022	COL Listed Security Disposal	52.00	0.00	849.34	849.34
24/01/2022	COL Listed Security Disposal	-52.00	849.34	0.00	0.00
07/06/2022	COL Listed Security Disposal	552.00	0.00	9,658.63	9,658.63
07/06/2022	COL Listed Security Disposal	-552.00	9,658.63	0.00	0.00
30/06/2022	Closing Balance	0.00	0.00	0.00	0.00

Investment Gains / Disposal Suspense / Commonwealth Bank Of Australia.

01/07/2021	Opening Balance	0.00	0.00	0.00	0.00
18/08/2021	CBA Listed Security Disposal	22.00	0.00	2,198.38	2,198.38
18/08/2021	CBA Listed Security Disposal	-22.00	2,198.38	0.00	0.00
04/11/2021	CBA Listed Security Disposal	3.00	0.00	323.78	323.78
04/11/2021	CBA Listed Security Disposal	-3.00	323.78	0.00	0.00
30/11/2021	CBA Listed Security Disposal	5.00	0.00	466.50	466.50
30/11/2021	CBA Listed Security Disposal	-5.00	466.50	0.00	0.00

Date	Description	Quantity	Debits	Credits	Balance
07/02/2022	CBA Listed Security Disposal	14.00	0.00	1,310.79	1,310.79
07/02/2022	CBA Listed Security Disposal	-14.00	1,310.79	0.00	0.00
07/06/2022	CBA Listed Security Disposal	84.00	0.00	8,595.71	8,595.71
07/06/2022	CBA Listed Security Disposal	-84.00	8,595.71	0.00	0.00
30/06/2022	Closing Balance	0.00	0.00	0.00	0.00
Investment Gains / Disposal Suspense / Computershare Limited.					
01/07/2021	Opening Balance	0.00	0.00	0.00	0.00
18/08/2021	CPU Listed Security Disposal	58.00	0.00	927.97	927.97
18/08/2021	CPU Listed Security Disposal	-58.00	927.97	0.00	0.00
04/11/2021	CPU Listed Security Disposal	25.00	0.00	481.92	481.92
04/11/2021	CPU Listed Security Disposal	-25.00	481.92	0.00	0.00
30/11/2021	CPU Listed Security Disposal	26.00	0.00	497.32	497.32
30/11/2021	CPU Listed Security Disposal	-26.00	497.32	0.00	0.00
24/01/2022	CPU Listed Security Disposal	282.00	0.00	5,570.48	5,570.48
24/01/2022	CPU Listed Security Disposal	-282.00	5,570.48	0.00	0.00
07/02/2022	CPU Listed Security Disposal	45.00	0.00	919.29	919.29
07/02/2022	CPU Listed Security Disposal	-45.00	919.29	0.00	0.00
07/06/2022	CPU Listed Security Disposal	281.00	0.00	6,510.38	6,510.38
07/06/2022	CPU Listed Security Disposal	-281.00	6,510.38	0.00	0.00
30/06/2022	Closing Balance	0.00	0.00	0.00	0.00

Date	Description	Quantity	Debits	Credits	Balance
Investment Gains / Disposal Suspense / CSL Limited					
01/07/2021	Opening Balance	0.00	0.00	0.00	0.00
06/08/2021	CSL Listed Security Disposal	3.00	0.00	890.17	890.17
06/08/2021	CSL Listed Security Disposal	-3.00	890.17	0.00	0.00
18/08/2021	CSL Listed Security Disposal	12.00	0.00	3,514.54	3,514.54
18/08/2021	CSL Listed Security Disposal	-12.00	3,514.54	0.00	0.00
13/10/2021	CSL Listed Security Disposal	4.00	0.00	1,171.51	1,171.51
13/10/2021	CSL Listed Security Disposal	-4.00	1,171.51	0.00	0.00
30/11/2021	CSL Listed Security Disposal	4.00	0.00	1,233.04	1,233.04
30/11/2021	CSL Listed Security Disposal	-4.00	1,233.04	0.00	0.00
24/01/2022	CSL Listed Security Disposal	8.00	0.00	2,100.08	2,100.08
24/01/2022	CSL Listed Security Disposal	-8.00	2,100.08	0.00	0.00
07/02/2022	CSL Listed Security Disposal	13.00	0.00	3,313.52	3,313.52
07/02/2022	CSL Listed Security Disposal	-13.00	3,313.52	0.00	0.00
07/06/2022	CSL Listed Security Disposal	77.00	0.00	20,571.62	20,571.62
07/06/2022	CSL Listed Security Disposal	-77.00	20,571.62	0.00	0.00
30/06/2022	Closing Balance	0.00	0.00	0.00	0.00
Investment Gains / Disposal Suspense / Endeavour Group Limited					
01/07/2021	Opening Balance	0.00	0.00	0.00	0.00
04/11/2021	EDV Listed Security Disposal	112.00	0.00	789.43	789.43

Date	Description	Quantity	Debits	Credits	Balance
04/11/2021	EDV Listed Security Disposal	-112.00	789.43	0.00	0.00
24/01/2022	EDV Listed Security Disposal	57.00	0.00	361.27	361.27
24/01/2022	EDV Listed Security Disposal	-57.00	361.27	0.00	0.00
07/02/2022	EDV Listed Security Disposal	83.00	0.00	520.67	520.67
07/02/2022	EDV Listed Security Disposal	-83.00	520.67	0.00	0.00
07/06/2022	EDV Listed Security Disposal	517.00	0.00	3,672.52	3,672.52
07/06/2022	EDV Listed Security Disposal	-517.00	3,672.52	0.00	0.00
30/06/2022	Closing Balance	0.00	0.00	0.00	0.00
Investment Gains / Disposal Suspense / Flight Centre Travel Group Limited					
01/07/2021	Opening Balance	0.00	0.00	0.00	0.00
06/08/2021	FLT Listed Security Disposal	215.00	0.00	3,254.99	3,254.99
06/08/2021	FLT Listed Security Disposal	-215.00	3,254.99	0.00	0.00
18/08/2021	FLT Listed Security Disposal	246.00	0.00	3,470.83	3,470.83
18/08/2021	FLT Listed Security Disposal	-246.00	3,470.83	0.00	0.00
04/11/2021	FLT Listed Security Disposal	23.00	0.00	459.06	459.06
04/11/2021	FLT Listed Security Disposal	-23.00	459.06	0.00	0.00
30/11/2021	FLT Listed Security Disposal	26.00	0.00	462.17	462.17
30/11/2021	FLT Listed Security Disposal	-26.00	462.17	0.00	0.00
24/01/2022	FLT Listed Security Disposal	44.00	0.00	728.27	728.27
24/01/2022	FLT Listed Security Disposal	-44.00	728.27	0.00	0.00

Date	Description	Quantity	Debits	Credits	Balance
16/03/2022	FLT Listed Security Disposal	408.00	0.00	7,811.40	7,811.40
16/03/2022	FLT Listed Security Disposal	-408.00	7,811.40	0.00	0.00
30/06/2022	Closing Balance	0.00	0.00	0.00	0.00
Investment Gains / Disposal Suspense / Magellan Financial Group Limited					
01/07/2021	Opening Balance	0.00	0.00	0.00	0.00
06/08/2021	MFG Listed Security Disposal	145.00	0.00	7,266.99	7,266.99
06/08/2021	MFG Listed Security Disposal	-145.00	7,266.99	0.00	0.00
18/08/2021	MFG Listed Security Disposal	59.00	0.00	2,687.24	2,687.24
18/08/2021	MFG Listed Security Disposal	-59.00	2,687.24	0.00	0.00
30/11/2021	MFG Listed Security Disposal	11.00	0.00	367.55	367.55
30/11/2021	MFG Listed Security Disposal	-11.00	367.55	0.00	0.00
07/02/2022	MFG Listed Security Disposal	99.00	0.00	1,632.10	1,632.10
07/02/2022	MFG Listed Security Disposal	-99.00	1,632.10	0.00	0.00
30/06/2022	Closing Balance	0.00	0.00	0.00	0.00
Investment Gains / Disposal Suspense / National Australia Bank Limited					
01/07/2021	Opening Balance	0.00	0.00	0.00	0.00
18/08/2021	NAB Listed Security Disposal	47.00	0.00	1,298.75	1,298.75
18/08/2021	NAB Listed Security Disposal	-47.00	1,298.75	0.00	0.00
04/11/2021	NAB Listed Security Disposal	10.00	0.00	285.02	285.02
04/11/2021	NAB Listed Security Disposal	-10.00	285.02	0.00	0.00

Date	Description	Quantity	Debits	Credits	Balance
30/11/2021	NAB Listed Security Disposal	12.00	0.00	327.99	327.99
30/11/2021	NAB Listed Security Disposal	-12.00	327.99	0.00	0.00
07/02/2022	NAB Listed Security Disposal	39.00	0.00	1,071.67	1,071.67
07/02/2022	NAB Listed Security Disposal	-39.00	1,071.67	0.00	0.00
07/06/2022	NAB Listed Security Disposal	233.00	0.00	7,037.86	7,037.86
07/06/2022	NAB Listed Security Disposal	-233.00	7,037.86	0.00	0.00
30/06/2022	Closing Balance	0.00	0.00	0.00	0.00
Investment Gains / Disposal Suspense / Northern Star Resources Ltd					
01/07/2021	Opening Balance	0.00	0.00	0.00	0.00
18/08/2021	NST Listed Security Disposal	93.00	0.00	890.57	890.57
18/08/2021	NST Listed Security Disposal	-93.00	890.57	0.00	0.00
30/11/2021	NST Listed Security Disposal	43.00	0.00	406.79	406.79
30/11/2021	NST Listed Security Disposal	-43.00	406.79	0.00	0.00
16/03/2022	NST Listed Security Disposal	323.00	0.00	3,402.77	3,402.77
16/03/2022	NST Listed Security Disposal	-323.00	3,402.77	0.00	0.00
07/06/2022	NST Listed Security Disposal	679.00	0.00	5,782.39	5,782.39
07/06/2022	NST Listed Security Disposal	-679.00	5,782.39	0.00	0.00
30/06/2022	Closing Balance	0.00	0.00	0.00	0.00
Investment Gains / Disposal Suspense / Qantas Airways Limited					
01/07/2021	Opening Balance	0.00	0.00	0.00	0.00

Date	Description	Quantity	Debits	Credits	Balance
06/08/2021	QAN Listed Security Disposal	206.00	0.00	934.20	934.20
06/08/2021	QAN Listed Security Disposal	-206.00	934.20	0.00	0.00
18/08/2021	QAN Listed Security Disposal	274.00	0.00	1,206.24	1,206.24
18/08/2021	QAN Listed Security Disposal	-274.00	1,206.24	0.00	0.00
13/10/2021	QAN Listed Security Disposal	797.00	0.00	4,406.80	4,406.80
13/10/2021	QAN Listed Security Disposal	-797.00	4,406.80	0.00	0.00
30/11/2021	QAN Listed Security Disposal	85.00	0.00	427.34	427.34
30/11/2021	QAN Listed Security Disposal	-85.00	427.34	0.00	0.00
07/06/2022	QAN Listed Security Disposal	1,725.00	0.00	9,209.95	9,209.95
07/06/2022	QAN Listed Security Disposal	-1,725.00	9,209.95	0.00	0.00
30/06/2022	Closing Balance	0.00	0.00	0.00	0.00

Investment Gains / Disposal Suspense / Sonic Healthcare Limited

01/07/2021	Opening Balance	0.00	0.00	0.00	0.00
06/08/2021	SHL Listed Security Disposal	24.00	0.00	970.94	970.94
06/08/2021	SHL Listed Security Disposal	-24.00	970.94	0.00	0.00
18/08/2021	SHL Listed Security Disposal	25.00	0.00	1,049.02	1,049.02
18/08/2021	SHL Listed Security Disposal	-25.00	1,049.02	0.00	0.00
04/11/2021	SHL Listed Security Disposal	11.00	0.00	450.19	450.19
04/11/2021	SHL Listed Security Disposal	-11.00	450.19	0.00	0.00
30/11/2021	SHL Listed Security Disposal	12.00	0.00	511.75	511.75

Date	Description	Quantity	Debits	Credits	Balance
30/11/2021	SHL Listed Security Disposal	-12.00	511.75	0.00	0.00
24/01/2022	SHL Listed Security Disposal	24.00	0.00	934.75	934.75
24/01/2022	SHL Listed Security Disposal	-24.00	934.75	0.00	0.00
07/02/2022	SHL Listed Security Disposal	36.00	0.00	1,366.49	1,366.49
07/02/2022	SHL Listed Security Disposal	-36.00	1,366.49	0.00	0.00
07/06/2022	SHL Listed Security Disposal	226.00	0.00	7,689.69	7,689.69
07/06/2022	SHL Listed Security Disposal	-226.00	7,689.69	0.00	0.00
30/06/2022	Closing Balance	0.00	0.00	0.00	0.00
Investment Gains / Disposal Suspense / Transurban Group - Rights-Appsclose 08Oct2021 Us Prohibited					
01/07/2021	Opening Balance	0.00	0.00	0.00	0.00
19/10/2021	TCLR to TCL; 1:9 ACCELERATED - PAITREO OF SECURITIES @\$13	78.00	0.00	23.10	23.10
19/10/2021	TCLR to TCL; 1:9 ACCELERATED - PAITREO OF SECURITIES @\$13	-78.00	23.10	0.00	0.00
30/06/2022	Closing Balance	0.00	0.00	0.00	0.00
Investment Gains / Disposal Suspense / Treasury Wine Estates Limited					
01/07/2021	Opening Balance	0.00	0.00	0.00	0.00
18/08/2021	TWE Listed Security Disposal	346.00	0.00	4,398.16	4,398.16
18/08/2021	TWE Listed Security Disposal	-346.00	4,398.16	0.00	0.00
04/11/2021	TWE Listed Security Disposal	32.00	0.00	370.96	370.96
04/11/2021	TWE Listed Security Disposal	-32.00	370.96	0.00	0.00

Date	Description	Quantity	Debits	Credits	Balance
30/11/2021	TWE Listed Security Disposal	35.00	0.00	425.66	425.66
30/11/2021	TWE Listed Security Disposal	-35.00	425.66	0.00	0.00
24/01/2022	TWE Listed Security Disposal	122.00	0.00	1,349.73	1,349.73
24/01/2022	TWE Listed Security Disposal	-122.00	1,349.73	0.00	0.00
07/02/2022	TWE Listed Security Disposal	55.00	0.00	592.18	592.18
07/02/2022	TWE Listed Security Disposal	-55.00	592.18	0.00	0.00
07/06/2022	TWE Listed Security Disposal	519.00	0.00	5,931.37	5,931.37
07/06/2022	TWE Listed Security Disposal	-519.00	5,931.37	0.00	0.00
30/06/2022	Closing Balance	0.00	0.00	0.00	0.00

Investment Gains / Disposal Suspense / Wesfarmers Limited

01/07/2021	Opening Balance	0.00	0.00	0.00	0.00
18/08/2021	WES Listed Security Disposal	47.00	0.00	3,052.32	3,052.32
18/08/2021	WES Listed Security Disposal	-47.00	3,052.32	0.00	0.00
30/11/2021	WES Listed Security Disposal	17.00	0.00	981.15	981.15
30/11/2021	WES Listed Security Disposal	-17.00	981.15	0.00	0.00
24/01/2022	WES Listed Security Disposal	69.00	0.00	3,662.95	3,662.95
24/01/2022	WES Listed Security Disposal	-69.00	3,662.95	0.00	0.00
07/02/2022	WES Listed Security Disposal	44.00	0.00	2,334.81	2,334.81
07/02/2022	WES Listed Security Disposal	-44.00	2,334.81	0.00	0.00
07/06/2022	WES Listed Security Disposal	272.00	0.00	12,474.78	12,474.78

Date	Description	Quantity	Debits	Credits	Balance
07/06/2022	WES Listed Security Disposal	-272.00	12,474.78	0.00	0.00
30/06/2022	Closing Balance	0.00	0.00	0.00	0.00
Investment Gains / Disposal Suspense / Westpac Banking Corporation					
01/07/2021	Opening Balance	0.00	0.00	0.00	0.00
06/08/2021	WBC Listed Security Disposal	67.00	0.00	1,676.20	1,676.20
06/08/2021	WBC Listed Security Disposal	-67.00	1,676.20	0.00	0.00
18/08/2021	WBC Listed Security Disposal	337.00	0.00	8,705.49	8,705.49
18/08/2021	WBC Listed Security Disposal	-337.00	8,705.49	0.00	0.00
13/10/2021	WBC Listed Security Disposal	39.00	0.00	986.38	986.38
13/10/2021	WBC Listed Security Disposal	-39.00	986.38	0.00	0.00
30/11/2021	WBC Listed Security Disposal	44.00	0.00	913.83	913.83
30/11/2021	WBC Listed Security Disposal	-44.00	913.83	0.00	0.00
24/01/2022	WBC Listed Security Disposal	182.00	0.00	3,788.91	3,788.91
24/01/2022	WBC Listed Security Disposal	-182.00	3,788.91	0.00	0.00
07/02/2022	WBC Listed Security Disposal	118.00	0.00	2,537.86	2,537.86
07/02/2022	WBC Listed Security Disposal	-118.00	2,537.86	0.00	0.00
16/03/2022	WBC Listed Security Disposal	124.00	0.00	2,927.58	2,927.58
16/03/2022	WBC Listed Security Disposal	-124.00	2,927.58	0.00	0.00
07/06/2022	WBC Listed Security Disposal	492.00	0.00	11,561.11	11,561.11
07/06/2022	WBC Listed Security Disposal	-492.00	11,561.11	0.00	0.00

Date	Description	Quantity	Debits	Credits	Balance
30/06/2022	Closing Balance	0.00	0.00	0.00	0.00
Investment Gains / Disposal Suspense / Wisetech Global Limited					
01/07/2021	Opening Balance	0.00	0.00	0.00	0.00
18/08/2021	WTC Listed Security Disposal	32.00	0.00	1,124.43	1,124.43
18/08/2021	WTC Listed Security Disposal	-32.00	1,124.43	0.00	0.00
13/10/2021	WTC Listed Security Disposal	44.00	0.00	2,208.42	2,208.42
13/10/2021	WTC Listed Security Disposal	-44.00	2,208.42	0.00	0.00
30/11/2021	WTC Listed Security Disposal	8.00	0.00	418.62	418.62
30/11/2021	WTC Listed Security Disposal	-8.00	418.62	0.00	0.00
24/01/2022	WTC Listed Security Disposal	34.00	0.00	1,748.33	1,748.33
24/01/2022	WTC Listed Security Disposal	-34.00	1,748.33	0.00	0.00
07/02/2022	WTC Listed Security Disposal	23.00	0.00	1,019.60	1,019.60
07/02/2022	WTC Listed Security Disposal	-23.00	1,019.60	0.00	0.00
07/06/2022	WTC Listed Security Disposal	137.00	0.00	5,480.14	5,480.14
07/06/2022	WTC Listed Security Disposal	-137.00	5,480.14	0.00	0.00
30/06/2022	Closing Balance	0.00	0.00	0.00	0.00
Investment Gains / Disposal Suspense / Woodside Energy Group Ltd					
01/07/2021	Opening Balance	0.00	0.00	0.00	0.00
07/06/2022	SALE 221 WDS	221.00	0.00	7,275.99	7,275.99
07/06/2022	SALE 221 WDS	-221.00	7,275.99	0.00	0.00

Date	Description	Quantity	Debits	Credits	Balance
30/06/2022	Closing Balance	0.00	0.00	0.00	0.00
Investment Gains / Disposal Suspense / Woodside Petroleum Ltd					
01/07/2021	Opening Balance	0.00	0.00	0.00	0.00
09/07/2021	WPL Listed Security Disposal	121.00	0.00	2,829.90	2,829.90
09/07/2021	WPL Listed Security Disposal	-121.00	2,829.90	0.00	0.00
04/11/2021	WPL Listed Security Disposal	210.00	0.00	4,817.09	4,817.09
04/11/2021	WPL Listed Security Disposal	-210.00	4,817.09	0.00	0.00
25/05/2022	WPL to WDS	20.00	0.00	465.98	465.98
25/05/2022	WPL to WDS	31.00	0.00	965.53	1,431.51
25/05/2022	WPL to WDS	155.00	0.00	3,887.26	5,318.77
25/05/2022	WPL to WDS	-206.00	5,318.77	0.00	0.00
30/06/2022	Closing Balance	0.00	0.00	0.00	0.00
Investment Gains / Disposal Suspense / Woolworths Group Limited					
01/07/2021	Opening Balance	0.00	0.00	0.00	0.00
06/08/2021	WOW Listed Security Disposal	31.00	0.00	1,239.05	1,239.05
06/08/2021	WOW Listed Security Disposal	-31.00	1,239.05	0.00	0.00
30/11/2021	WOW Listed Security Disposal	8.00	0.00	324.51	324.51
30/11/2021	WOW Listed Security Disposal	-8.00	324.51	0.00	0.00
24/01/2022	WOW Listed Security Disposal	27.00	0.00	945.49	945.49
24/01/2022	WOW Listed Security Disposal	-27.00	945.49	0.00	0.00

Date	Description	Quantity	Debits	Credits	Balance
07/06/2022	WOW Listed Security Disposal	296.00	0.00	10,127.67	10,127.67
07/06/2022	WOW Listed Security Disposal	-296.00	10,127.67	0.00	0.00
30/06/2022	Closing Balance	0.00	0.00	0.00	0.00
Investment Gains / Disposal Suspense / Shares in Listed Companies - Foreign / 3M Co					
01/07/2021	Opening Balance	0.00	0.00	0.00	0.00
30/11/2021	SALE MMM 2	2.00	0.00	479.10	479.10
30/11/2021	SALE MMM 2	-2.00	479.10	0.00	0.00
24/01/2022	SALE MMM 5	5.00	0.00	1,190.26	1,190.26
24/01/2022	SALE MMM 5	-5.00	1,190.26	0.00	0.00
07/06/2022	SALE MMM 17	17.00	0.00	3,423.00	3,423.00
07/06/2022	SALE MMM 17	-17.00	3,423.00	0.00	0.00
30/06/2022	Closing Balance	0.00	0.00	0.00	0.00
Investment Gains / Disposal Suspense / Shares in Listed Companies - Foreign / ABB Ltd.					
01/07/2021	Opening Balance	0.00	0.00	0.00	0.00
30/11/2021	SALE ABBN 6	6.00	0.00	287.45	287.45
30/11/2021	SALE ABBN 6	-6.00	287.45	0.00	0.00
24/01/2022	SALE ABBN 28	28.00	0.00	1,381.70	1,381.70
24/01/2022	SALE ABBN 28	-28.00	1,381.70	0.00	0.00
07/02/2022	SALE ABBN 10	10.00	0.00	479.13	479.13
07/02/2022	SALE ABBN 10	-10.00	479.13	0.00	0.00

Date	Description	Quantity	Debits	Credits	Balance
07/06/2022	SALE ABBN 85	85.00	0.00	3,669.71	3,669.71
07/06/2022	SALE ABBN 85	-85.00	3,669.71	0.00	0.00
30/06/2022	Closing Balance	0.00	0.00	0.00	0.00
Investment Gains / Disposal Suspense / Shares in Listed Companies - Foreign / Activision Blizzard Inc					
01/07/2021	Opening Balance	0.00	0.00	0.00	0.00
13/10/2021	SALE ATVI 9	9.00	0.00	912.82	912.82
13/10/2021	SALE ATVI 9	-9.00	912.82	0.00	0.00
01/12/2021	SALE ATVI 9	9.00	0.00	735.50	735.50
01/12/2021	SALE ATVI 9	-9.00	735.50	0.00	0.00
10/01/2022	SALE ATVI 34	34.00	0.00	2,976.29	2,976.29
10/01/2022	SALE ATVI 34	-34.00	2,976.29	0.00	0.00
16/03/2022	SALE ATVI 68	68.00	0.00	7,342.32	7,342.32
16/03/2022	SALE ATVI 68	-68.00	7,342.32	0.00	0.00
07/06/2022	SALE ATVI 26	26.00	0.00	2,789.21	2,789.21
07/06/2022	SALE ATVI 26	-26.00	2,789.21	0.00	0.00
30/06/2022	Closing Balance	0.00	0.00	0.00	0.00
Investment Gains / Disposal Suspense / Shares in Listed Companies - Foreign / Allianz SE - Registered Shares					
01/07/2021	Opening Balance	0.00	0.00	0.00	0.00
04/11/2021	SALE 11 ALV.FRA	11.00	0.00	3,474.51	3,474.51
04/11/2021	SALE 11 ALV.FRA	-11.00	3,474.51	0.00	0.00

Date	Description	Quantity	Debits	Credits	Balance
30/06/2022	Closing Balance	0.00	0.00	0.00	0.00
Investment Gains / Disposal Suspense / Shares in Listed Companies - Foreign / Amada Holdings Co.Ltd					
01/07/2021	Opening Balance	0.00	0.00	0.00	0.00
04/11/2021	6113 sale 28	28.00	0.00	386.38	386.38
04/11/2021	6113 sale 28	-28.00	386.38	0.00	0.00
24/01/2022	6113 sale 49	49.00	0.00	680.41	680.41
24/01/2022	6113 sale 49	-49.00	680.41	0.00	0.00
07/06/2022	6113 sale 128	128.00	0.00	1,436.00	1,436.00
07/06/2022	6113 sale 128	-128.00	1,436.00	0.00	0.00
30/06/2022	Closing Balance	0.00	0.00	0.00	0.00
Investment Gains / Disposal Suspense / Shares in Listed Companies - Foreign / American Tower Corp					
01/07/2021	Opening Balance	0.00	0.00	0.00	0.00
30/11/2021	SALE AMT 3	3.00	0.00	1,108.59	1,108.59
30/11/2021	SALE AMT 3	-3.00	1,108.59	0.00	0.00
16/03/2022	SALE AMT 17	17.00	0.00	5,515.98	5,515.98
16/03/2022	SALE AMT 17	-17.00	5,515.98	0.00	0.00
07/06/2022	SALE AMT 23	23.00	0.00	8,352.08	8,352.08
07/06/2022	SALE AMT 23	-23.00	8,352.08	0.00	0.00
30/06/2022	Closing Balance	0.00	0.00	0.00	0.00
Investment Gains / Disposal Suspense / Shares in Listed Companies - Foreign / Amgen Inc					

Date	Description	Quantity	Debits	Credits	Balance
01/07/2021	Opening Balance	0.00	0.00	0.00	0.00
18/08/2021	SALE AMGN 11	11.00	0.00	3,478.76	3,478.76
18/08/2021	SALE AMGN 11	-11.00	3,478.76	0.00	0.00
30/06/2022	Closing Balance	0.00	0.00	0.00	0.00
Investment Gains / Disposal Suspense / Shares in Listed Companies - Foreign / Apple Inc					
01/07/2021	Opening Balance	0.00	0.00	0.00	0.00
30/11/2021	SALE AAPL 5	5.00	0.00	1,140.45	1,140.45
30/11/2021	SALE AAPL 5	-5.00	1,140.45	0.00	0.00
24/01/2022	SALE AAPL 15	15.00	0.00	3,309.70	3,309.70
24/01/2022	SALE AAPL 15	-15.00	3,309.70	0.00	0.00
07/02/2022	SALE AAPL 4	4.00	0.00	963.65	963.65
07/02/2022	SALE AAPL 4	-4.00	963.65	0.00	0.00
07/06/2022	SALE AAPL 43	43.00	0.00	8,775.93	8,775.93
07/06/2022	SALE AAPL 43	-43.00	8,775.93	0.00	0.00
30/06/2022	Closing Balance	0.00	0.00	0.00	0.00
Investment Gains / Disposal Suspense / Shares in Listed Companies - Foreign / Applied Materials Inc					
01/07/2021	Opening Balance	0.00	0.00	0.00	0.00
10/01/2022	SALE AMAT 3	3.00	0.00	608.33	608.33
10/01/2022	SALE AMAT 3	-3.00	608.33	0.00	0.00
24/01/2022	SALE AMAT 6	6.00	0.00	1,119.74	1,119.74

Date	Description	Quantity	Debits	Credits	Balance
24/01/2022	SALE AMAT 6	-6.00	1,119.74	0.00	0.00
07/02/2022	SALE AMAT 2	2.00	0.00	381.36	381.36
07/02/2022	SALE AMAT 2	-2.00	381.36	0.00	0.00
07/06/2022	SALE AMAT 19	19.00	0.00	3,002.06	3,002.06
07/06/2022	SALE AMAT 19	-19.00	3,002.06	0.00	0.00
30/06/2022	Closing Balance	0.00	0.00	0.00	0.00
Investment Gains / Disposal Suspense / Shares in Listed Companies - Foreign / Assicurazioni Generali SPA					
01/07/2021	Opening Balance	0.00	0.00	0.00	0.00
24/01/2022	SALE G. MIL 44	44.00	0.00	1,238.07	1,238.07
24/01/2022	SALE G. MIL 44	-44.00	1,238.07	0.00	0.00
16/03/2022	SELL G.MIL 19	19.00	0.00	528.52	528.52
16/03/2022	SELL G.MIL 19	-19.00	528.52	0.00	0.00
07/06/2022	SELL G.MIL 131	131.00	0.00	3,258.36	3,258.36
07/06/2022	SELL G.MIL 131	-131.00	3,258.36	0.00	0.00
30/06/2022	Closing Balance	0.00	0.00	0.00	0.00
Investment Gains / Disposal Suspense / Shares in Listed Companies - Foreign / Astellas Pharma Inc					
01/07/2021	Opening Balance	0.00	0.00	0.00	0.00
12/01/2022	4503 sale 18	18.00	0.00	405.09	405.09
12/01/2022	4503 sale 18	-18.00	405.09	0.00	0.00
24/01/2022	4503 sale 31	31.00	0.00	725.85	725.85

Date	Description	Quantity	Debits	Credits	Balance
24/01/2022	4503 sale 31	-31.00	725.85	0.00	0.00
07/06/2022	4503 sale 114	114.00	0.00	2,466.49	2,466.49
07/06/2022	4503 sale 114	-114.00	2,466.49	0.00	0.00
30/06/2022	Closing Balance	0.00	0.00	0.00	0.00
Investment Gains / Disposal Suspense / Shares in Listed Companies - Foreign / Booking Holdings Inc					
01/07/2021	Opening Balance	0.00	0.00	0.00	0.00
10/01/2022	SALE BKNG 5	5.00	0.00	16,745.43	16,745.43
10/01/2022	SALE BKNG 5	-5.00	16,745.43	0.00	0.00
30/06/2022	Closing Balance	0.00	0.00	0.00	0.00
Investment Gains / Disposal Suspense / Shares in Listed Companies - Foreign / Bridgestone Corp					
01/07/2021	Opening Balance	0.00	0.00	0.00	0.00
07/06/2022	5108 sale 42	42.00	0.00	2,283.55	2,283.55
07/06/2022	5108 sale 42	-42.00	2,283.55	0.00	0.00
30/06/2022	Closing Balance	0.00	0.00	0.00	0.00
Investment Gains / Disposal Suspense / Shares in Listed Companies - Foreign / Bristol-Myers Squibb Co					
01/07/2021	Opening Balance	0.00	0.00	0.00	0.00
04/11/2021	SALE BMY 10	10.00	0.00	797.90	797.90
04/11/2021	SALE BMY 10	-10.00	797.90	0.00	0.00
24/01/2022	SALE BMY 17	17.00	0.00	1,471.25	1,471.25
24/01/2022	SALE BMY 17	-17.00	1,471.25	0.00	0.00

Date	Description	Quantity	Debits	Credits	Balance
07/02/2022	SALE BMY 4	4.00	0.00	366.84	366.84
07/02/2022	SALE BMY 4	-4.00	366.84	0.00	0.00
07/06/2022	SALE BMY 43	43.00	0.00	4,501.37	4,501.37
07/06/2022	SALE BMY 43	-43.00	4,501.37	0.00	0.00
30/06/2022	Closing Balance	0.00	0.00	0.00	0.00
Investment Gains / Disposal Suspense / Shares in Listed Companies - Foreign / CDW Corp (New)					
01/07/2021	Opening Balance	0.00	0.00	0.00	0.00
30/11/2021	SALE CDW 2	2.00	0.00	528.82	528.82
30/11/2021	SALE CDW 2	-2.00	528.82	0.00	0.00
24/01/2022	SALE CDW 3	3.00	0.00	755.92	755.92
24/01/2022	SALE CDW 3	-3.00	755.92	0.00	0.00
07/06/2022	SALE CDW 8	8.00	0.00	1,943.16	1,943.16
07/06/2022	SALE CDW 8	-8.00	1,943.16	0.00	0.00
30/06/2022	Closing Balance	0.00	0.00	0.00	0.00
Investment Gains / Disposal Suspense / Shares in Listed Companies - Foreign / Cisco Systems Inc					
01/07/2021	Opening Balance	0.00	0.00	0.00	0.00
18/08/2021	SALE CSCO 42	42.00	0.00	3,226.73	3,226.73
18/08/2021	SALE CSCO 42	-42.00	3,226.73	0.00	0.00
01/12/2021	SALE CSCO 4	4.00	0.00	310.53	310.53
01/12/2021	SALE CSCO 4	-4.00	310.53	0.00	0.00

Date	Description	Quantity	Debits	Credits	Balance
24/01/2022	SALE CSCO 8	8.00	0.00	622.09	622.09
24/01/2022	SALE CSCO 8	-8.00	622.09	0.00	0.00
07/06/2022	SALE CSCO 25	25.00	0.00	1,563.26	1,563.26
07/06/2022	SALE CSCO 25	-25.00	1,563.26	0.00	0.00
30/06/2022	Closing Balance	0.00	0.00	0.00	0.00
Investment Gains / Disposal Suspense / Shares in Listed Companies - Foreign / Citizens Financial Group Inc					
01/07/2021	Opening Balance	0.00	0.00	0.00	0.00
18/08/2021	SALE CGF 50	50.00	0.00	3,000.08	3,000.08
18/08/2021	SALE CGF 50	-50.00	3,000.08	0.00	0.00
04/11/2021	SALE CFG 6	6.00	0.00	383.68	383.68
04/11/2021	SALE CFG 6	-6.00	383.68	0.00	0.00
30/11/2021	SALE CFG 6	6.00	0.00	395.57	395.57
30/11/2021	SALE CFG 6	-6.00	395.57	0.00	0.00
24/01/2022	SALE CFG 4	4.00	0.00	275.93	275.93
24/01/2022	SALE CFG 4	-4.00	275.93	0.00	0.00
07/02/2022	SALE CFG 11	11.00	0.00	833.16	833.16
07/02/2022	SALE CFG 11	-11.00	833.16	0.00	0.00
16/03/2022	SALE CFG 56	56.00	0.00	3,813.48	3,813.48
16/03/2022	SALE CFG 56	-56.00	3,813.48	0.00	0.00
07/06/2022	SALE CFG 68	68.00	0.00	3,819.65	3,819.65

Date	Description	Quantity	Debits	Credits	Balance
07/06/2022	SALE CFG 68	-68.00	3,819.65	0.00	0.00
30/06/2022	Closing Balance	0.00	0.00	0.00	0.00
Investment Gains / Disposal Suspense / Shares in Listed Companies - Foreign / Cognizant Technology Solutions Corp					
01/07/2021	Opening Balance	0.00	0.00	0.00	0.00
30/11/2021	SALE CTSH 4	4.00	0.00	438.17	438.17
30/11/2021	SALE CTSH 4	-4.00	438.17	0.00	0.00
24/01/2022	SALE CTSH 11	11.00	0.00	1,276.21	1,276.21
24/01/2022	SALE CTSH 11	-11.00	1,276.21	0.00	0.00
07/02/2022	SALE CTSH 3	3.00	0.00	365.84	365.84
07/02/2022	SALE CTSH 3	-3.00	365.84	0.00	0.00
07/06/2022	SALE CTSH 34	34.00	0.00	3,462.27	3,462.27
07/06/2022	SALE CTSH 34	-34.00	3,462.27	0.00	0.00
30/06/2022	Closing Balance	0.00	0.00	0.00	0.00
Investment Gains / Disposal Suspense / Shares in Listed Companies - Foreign / Daito Trust Construction Co Ltd					
01/07/2021	Opening Balance	0.00	0.00	0.00	0.00
24/01/2022	1878 sale 2	2.00	0.00	325.41	325.41
24/01/2022	1878 sale 2	-2.00	325.41	0.00	0.00
07/06/2022	1878 sale 8	8.00	0.00	931.49	931.49
07/06/2022	1878 sale 8	-8.00	931.49	0.00	0.00
30/06/2022	Closing Balance	0.00	0.00	0.00	0.00

Date	Description	Quantity	Debits	Credits	Balance
Investment Gains / Disposal Suspense / Shares in Listed Companies - Foreign / DBS Group Holdings Ltd					
01/07/2021	Opening Balance	0.00	0.00	0.00	0.00
18/08/2021	SALE DBS 65	65.00	0.00	2,013.70	2,013.70
18/08/2021	SALE DBS 65	-65.00	2,013.70	0.00	0.00
30/11/2021	SALE DBS 19	19.00	0.00	601.34	601.34
30/11/2021	SALE DBS 19	-19.00	601.34	0.00	0.00
24/01/2022	SALE DBS 56	56.00	0.00	2,060.68	2,060.68
24/01/2022	SALE DBS 56	-56.00	2,060.68	0.00	0.00
07/02/2022	SALE DBS 21	21.00	0.00	786.90	786.90
07/02/2022	SALE DBS 21	-21.00	786.90	0.00	0.00
16/03/2022	SALE DBS 40	40.00	0.00	1,377.23	1,377.23
16/03/2022	SALE DBS 40	-40.00	1,377.23	0.00	0.00
07/06/2022	SALE DBS 162	162.00	0.00	4,997.37	4,997.37
07/06/2022	SALE DBS 162	-162.00	4,997.37	0.00	0.00
30/06/2022	Closing Balance	0.00	0.00	0.00	0.00
Investment Gains / Disposal Suspense / Shares in Listed Companies - Foreign / Direct Line Insurance Group PLC					
01/07/2021	Opening Balance	0.00	0.00	0.00	0.00
04/11/2021	SALE DLG 377	377.00	0.00	1,940.03	1,940.03
04/11/2021	SALE DLG 377	-377.00	1,940.03	0.00	0.00
30/06/2022	Closing Balance	0.00	0.00	0.00	0.00

Date	Description	Quantity	Debits	Credits	Balance
Investment Gains / Disposal Suspense / Shares in Listed Companies - Foreign / eBay Inc					
01/07/2021	Opening Balance	0.00	0.00	0.00	0.00
30/11/2021	SALE EBAY 5	5.00	0.00	473.09	473.09
30/11/2021	SALE EBAY 5	-5.00	473.09	0.00	0.00
24/01/2022	SALE EBAY 13	13.00	0.00	1,054.92	1,054.92
24/01/2022	SALE EBAY 13	-13.00	1,054.92	0.00	0.00
16/03/2022	SALE EBAY 6	6.00	0.00	440.45	440.45
16/03/2022	SALE EBAY 6	-6.00	440.45	0.00	0.00
07/06/2022	SALE EBAY 45	45.00	0.00	2,931.54	2,931.54
07/06/2022	SALE EBAY 45	-45.00	2,931.54	0.00	0.00
30/06/2022	Closing Balance	0.00	0.00	0.00	0.00
Investment Gains / Disposal Suspense / Shares in Listed Companies - Foreign / EDP-Energias de Portugal SA					
01/07/2021	Opening Balance	0.00	0.00	0.00	0.00
30/11/2021	SALE EBP 36	36.00	0.00	273.10	273.10
30/11/2021	SALE EBP 36	-36.00	273.10	0.00	0.00
07/06/2022	SALE EBP 512	512.00	0.00	3,586.76	3,586.76
07/06/2022	SALE EBP 512	-512.00	3,586.76	0.00	0.00
30/06/2022	Closing Balance	0.00	0.00	0.00	0.00
Investment Gains / Disposal Suspense / Shares in Listed Companies - Foreign / Endesa SA					
01/07/2021	Opening Balance	0.00	0.00	0.00	0.00

Date	Description	Quantity	Debits	Credits	Balance
03/12/2021	SALE ELE 14	14.00	0.00	435.52	435.52
03/12/2021	SALE ELE 14	-14.00	435.52	0.00	0.00
07/06/2022	SALE ELE 121	121.00	0.00	3,708.76	3,708.76
07/06/2022	SALE ELE 121	-121.00	3,708.76	0.00	0.00
30/06/2022	Closing Balance	0.00	0.00	0.00	0.00
Investment Gains / Disposal Suspense / Shares in Listed Companies - Foreign / ENGIE SA					
01/07/2021	Opening Balance	0.00	0.00	0.00	0.00
03/12/2021	SALE ENGI 14	14.00	0.00	289.17	289.17
03/12/2021	SALE ENGI 14	-14.00	289.17	0.00	0.00
07/06/2022	SALE ENGI 138	138.00	0.00	2,559.52	2,559.52
07/06/2022	SALE ENGI 138	-138.00	2,559.52	0.00	0.00
30/06/2022	Closing Balance	0.00	0.00	0.00	0.00
Investment Gains / Disposal Suspense / Shares in Listed Companies - Foreign / Euroapi S.A.					
01/07/2021	Opening Balance	0.00	0.00	0.00	0.00
07/06/2022	SALE EAPI 1	1.00	0.00	18.50	18.50
07/06/2022	SALE EAPI 1	-1.00	18.50	0.00	0.00
30/06/2022	Closing Balance	0.00	0.00	0.00	0.00
Investment Gains / Disposal Suspense / Shares in Listed Companies - Foreign / Expedia Inc Del					
01/07/2021	Opening Balance	0.00	0.00	0.00	0.00
13/10/2021	SALE EXPE 5	5.00	0.00	1,130.56	1,130.56

Date	Description	Quantity	Debits	Credits	Balance
13/10/2021	SALE EXPE 5	-5.00	1,130.56	0.00	0.00
04/11/2021	SALE EXPE 2	2.00	0.00	431.80	431.80
04/11/2021	SALE EXPE 2	-2.00	431.80	0.00	0.00
30/11/2021	SALE EXPE 3	3.00	0.00	674.48	674.48
30/11/2021	SALE EXPE 3	-3.00	674.48	0.00	0.00
24/01/2022	SALE EXPE 2	2.00	0.00	460.46	460.46
24/01/2022	SALE EXPE 2	-2.00	460.46	0.00	0.00
16/03/2022	SALE EXPE 9	9.00	0.00	2,342.86	2,342.86
16/03/2022	SALE EXPE 9	-9.00	2,342.86	0.00	0.00
07/06/2022	SALE EXPE 74	74.00	0.00	13,397.38	13,397.38
07/06/2022	SALE EXPE 74	-74.00	13,397.38	0.00	0.00
30/06/2022	Closing Balance	0.00	0.00	0.00	0.00
Investment Gains / Disposal Suspense / Shares in Listed Companies - Foreign / FleetCor Technologies Inc					
01/07/2021	Opening Balance	0.00	0.00	0.00	0.00
04/11/2021	SALE FLT 1	1.00	0.00	325.60	325.60
04/11/2021	SALE FLT 1	-1.00	325.60	0.00	0.00
24/01/2022	SALE FLT 4	4.00	0.00	1,239.86	1,239.86
24/01/2022	SALE FLT 4	-4.00	1,239.86	0.00	0.00
07/06/2022	SALE FLT 10	10.00	0.00	3,388.56	3,388.56
07/06/2022	SALE FLT 10	-10.00	3,388.56	0.00	0.00

Date	Description	Quantity	Debits	Credits	Balance
30/06/2022	Closing Balance	0.00	0.00	0.00	0.00
Investment Gains / Disposal Suspense / Shares in Listed Companies - Foreign / Google Inc					
01/07/2021	Opening Balance	0.00	0.00	0.00	0.00
18/08/2021	SALE GOOG 1	1.00	0.00	3,803.86	3,803.86
18/08/2021	SALE GOOG 1	-1.00	3,803.86	0.00	0.00
30/11/2021	SALE GOOG 1	1.00	0.00	4,008.31	4,008.31
30/11/2021	SALE GOOG 1	-1.00	4,008.31	0.00	0.00
07/06/2022	SALE GOOG 6	6.00	0.00	19,320.84	19,320.84
07/06/2022	SALE GOOG 6	-6.00	19,320.84	0.00	0.00
30/06/2022	Closing Balance	0.00	0.00	0.00	0.00
Investment Gains / Disposal Suspense / Shares in Listed Companies - Foreign / Hitachi Ltd					
01/07/2021	Opening Balance	0.00	0.00	0.00	0.00
04/11/2021	6501 sale 8	8.00	0.00	648.54	648.54
04/11/2021	6501 sale 8	-8.00	648.54	0.00	0.00
30/11/2021	6501 sale 5	5.00	0.00	430.80	430.80
30/11/2021	6501 sale 5	-5.00	430.80	0.00	0.00
24/01/2022	6501 sale 22	22.00	0.00	1,675.50	1,675.50
24/01/2022	6501 sale 22	-22.00	1,675.50	0.00	0.00
07/02/2022	6501 sale 7	7.00	0.00	496.15	496.15
07/02/2022	6501 sale 7	-7.00	496.15	0.00	0.00

Date	Description	Quantity	Debits	Credits	Balance
07/06/2022	6501 sale 67	67.00	0.00	4,828.71	4,828.71
07/06/2022	6501 sale 67	-67.00	4,828.71	0.00	0.00
30/06/2022	Closing Balance	0.00	0.00	0.00	0.00
Investment Gains / Disposal Suspense / Shares in Listed Companies - Foreign / HOYA CORP					
01/07/2021	Opening Balance	0.00	0.00	0.00	0.00
18/08/2021	HOYA SALE 4	4.00	0.00	851.30	851.30
18/08/2021	HOYA SALE 4	-4.00	851.30	0.00	0.00
24/01/2022	HOYA SALE 2	2.00	0.00	358.88	358.88
24/01/2022	HOYA SALE 2	-2.00	358.88	0.00	0.00
07/06/2022	HOYA SALE 8	8.00	0.00	1,136.56	1,136.56
07/06/2022	HOYA SALE 8	-8.00	1,136.56	0.00	0.00
30/06/2022	Closing Balance	0.00	0.00	0.00	0.00
Investment Gains / Disposal Suspense / Shares in Listed Companies - Foreign / Illinois Tool Works Inc					
01/07/2021	Opening Balance	0.00	0.00	0.00	0.00
01/12/2021	SALE ITW	2.00	0.00	659.23	659.23
01/12/2021	SALE ITW	-2.00	659.23	0.00	0.00
24/01/2022	SALE ITW 4	4.00	0.00	1,308.59	1,308.59
24/01/2022	SALE ITW 4	-4.00	1,308.59	0.00	0.00
07/02/2022	SALE ITW 2	2.00	0.00	630.84	630.84
07/02/2022	SALE ITW 2	-2.00	630.84	0.00	0.00

Date	Description	Quantity	Debits	Credits	Balance
07/06/2022	SALE ITW 15	15.00	0.00	4,309.33	4,309.33
07/06/2022	SALE ITW 15	-15.00	4,309.33	0.00	0.00
30/06/2022	Closing Balance	0.00	0.00	0.00	0.00
Investment Gains / Disposal Suspense / Shares in Listed Companies - Foreign / Intel Corp					
01/07/2021	Opening Balance	0.00	0.00	0.00	0.00
18/08/2021	SALE INTC 38	38.00	0.00	2,768.60	2,768.60
18/08/2021	SALE INTC 38	-38.00	2,768.60	0.00	0.00
04/11/2021	SALE INTC 8	8.00	0.00	541.11	541.11
04/11/2021	SALE INTC 8	-8.00	541.11	0.00	0.00
24/01/2022	SALE INTC 9	9.00	0.00	639.77	639.77
24/01/2022	SALE INTC 9	-9.00	639.77	0.00	0.00
16/03/2022	SALE INTC 25	25.00	0.00	1,567.76	1,567.76
16/03/2022	SALE INTC 25	-25.00	1,567.76	0.00	0.00
30/06/2022	Closing Balance	0.00	0.00	0.00	0.00
Investment Gains / Disposal Suspense / Shares in Listed Companies - Foreign / Intertek Group PLC					
01/07/2021	Opening Balance	0.00	0.00	0.00	0.00
04/11/2021	SALE ITRK 6	6.00	0.00	554.88	554.88
04/11/2021	SALE ITRK 6	-6.00	554.88	0.00	0.00
24/01/2022	SALE ITRK 7	7.00	0.00	696.46	696.46
24/01/2022	SALE ITRK 7	-7.00	696.46	0.00	0.00

Date	Description	Quantity	Debits	Credits	Balance
07/06/2022	SALE ITRK 21	21.00	0.00	1,671.74	1,671.74
07/06/2022	SALE ITRK 21	-21.00	1,671.74	0.00	0.00
30/06/2022	Closing Balance	0.00	0.00	0.00	0.00
Investment Gains / Disposal Suspense / Shares in Listed Companies - Foreign / JM Smucker Co					
01/07/2021	Opening Balance	0.00	0.00	0.00	0.00
04/11/2021	SALE SJM 2	2.00	0.00	334.99	334.99
04/11/2021	SALE SJM 2	-2.00	334.99	0.00	0.00
30/11/2021	SALE SJM 2	2.00	0.00	353.94	353.94
30/11/2021	SALE SJM 2	-2.00	353.94	0.00	0.00
24/01/2022	SALE SJM 7	7.00	0.00	1,381.02	1,381.02
24/01/2022	SALE SJM 7	-7.00	1,381.02	0.00	0.00
07/02/2022	SALE SJM 4	4.00	0.00	765.11	765.11
07/02/2022	SALE SJM 4	-4.00	765.11	0.00	0.00
07/06/2022	SALE SJM 32	32.00	0.00	5,714.63	5,714.63
07/06/2022	SALE SJM 32	-32.00	5,714.63	0.00	0.00
30/06/2022	Closing Balance	0.00	0.00	0.00	0.00
Investment Gains / Disposal Suspense / Shares in Listed Companies - Foreign / Johnson & Johnson					
01/07/2021	Opening Balance	0.00	0.00	0.00	0.00
04/11/2021	SALE JNJ 8	8.00	0.00	1,772.97	1,772.97
04/11/2021	SALE JNJ 8	-8.00	1,772.97	0.00	0.00

Date	Description	Quantity	Debits	Credits	Balance
01/12/2021	SALE JNJ 2	2.00	0.00	442.56	442.56
01/12/2021	SALE JNJ 2	-2.00	442.56	0.00	0.00
24/01/2022	SALE JNJ 5	5.00	0.00	1,124.17	1,124.17
24/01/2022	SALE JNJ 5	-5.00	1,124.17	0.00	0.00
07/02/2022	SALE JNJ 2	2.00	0.00	477.61	477.61
07/02/2022	SALE JNJ 2	-2.00	477.61	0.00	0.00
07/06/2022	SALE JNJ 19	19.00	0.00	4,652.58	4,652.58
07/06/2022	SALE JNJ 19	-19.00	4,652.58	0.00	0.00
30/06/2022	Closing Balance	0.00	0.00	0.00	0.00

Investment Gains / Disposal Suspense / Shares in Listed Companies - Foreign / JPMorgan Chase & Co

01/07/2021	Opening Balance	0.00	0.00	0.00	0.00
18/08/2021	SALE JPM 12	12.00	0.00	2,605.57	2,605.57
18/08/2021	SALE JPM 12	-12.00	2,605.57	0.00	0.00
30/11/2021	SALE JPM 2	2.00	0.00	441.63	441.63
30/11/2021	SALE JPM 2	-2.00	441.63	0.00	0.00
24/01/2022	SALE JPM 3	8.00	0.00	1,581.82	1,581.82
24/01/2022	SALE JPM 3	-8.00	1,581.82	0.00	0.00
07/02/2022	SALE JPM 3	3.00	0.00	638.43	638.43
07/02/2022	SALE JPM 3	-3.00	638.43	0.00	0.00
16/03/2022	SALE JPM 13	13.00	0.00	2,424.64	2,424.64

Date	Description	Quantity	Debits	Credits	Balance
16/03/2022	SALE JPM 13	-13.00	2,424.64	0.00	0.00
07/06/2022	SALE JPM 19	19.00	0.00	3,388.66	3,388.66
07/06/2022	SALE JPM 19	-19.00	3,388.66	0.00	0.00
30/06/2022	Closing Balance	0.00	0.00	0.00	0.00
Investment Gains / Disposal Suspense / Shares in Listed Companies - Foreign / KDDI CORP					
01/07/2021	Opening Balance	0.00	0.00	0.00	0.00
04/11/2021	SELL KDDI 19	19.00	0.00	765.85	765.85
04/11/2021	SELL KDDI 19	-19.00	765.85	0.00	0.00
01/12/2021	SELL KDDI 10	10.00	0.00	410.32	410.32
01/12/2021	SELL KDDI 10	-10.00	410.32	0.00	0.00
24/01/2022	SELL KDDI 40	40.00	0.00	1,740.54	1,740.54
24/01/2022	SELL KDDI 40	-40.00	1,740.54	0.00	0.00
07/06/2022	SALE KDDI 137	137.00	0.00	6,409.85	6,409.85
07/06/2022	SALE KDDI 137	-137.00	6,409.85	0.00	0.00
30/06/2022	Closing Balance	0.00	0.00	0.00	0.00
Investment Gains / Disposal Suspense / Shares in Listed Companies - Foreign / Kimberly-Clark Corp					
01/07/2021	Opening Balance	0.00	0.00	0.00	0.00
06/08/2021	SALE KMB 22	22.00	0.00	3,979.16	3,979.16
06/08/2021	SALE KMB 22	-22.00	3,979.16	0.00	0.00
18/08/2021	SALE KMB 19	19.00	0.00	3,612.47	3,612.47

Date	Description	Quantity	Debits	Credits	Balance
18/08/2021	SALE KMB 19	-19.00	3,612.47	0.00	0.00
30/06/2022	Closing Balance	0.00	0.00	0.00	0.00
Investment Gains / Disposal Suspense / Shares in Listed Companies - Foreign / Kirin Holdings Co., Ltd.					
01/07/2021	Opening Balance	0.00	0.00	0.00	0.00
18/08/2021	2503 sale 67	67.00	0.00	1,657.60	1,657.60
18/08/2021	2503 sale 67	-67.00	1,657.60	0.00	0.00
30/06/2022	Closing Balance	0.00	0.00	0.00	0.00
Investment Gains / Disposal Suspense / Shares in Listed Companies - Foreign / Koninklijke Ahold Delhaize N.V.					
01/07/2021	Opening Balance	0.00	0.00	0.00	0.00
18/08/2021	SALE KONINKLIJKE 32	32.00	0.00	1,468.54	1,468.54
18/08/2021	SALE KONINKLIJKE 32	-32.00	1,468.54	0.00	0.00
04/11/2021	SALE KONINKLIJKE 8	8.00	0.00	360.15	360.15
04/11/2021	SALE KONINKLIJKE 8	-8.00	360.15	0.00	0.00
01/12/2021	SALE KONINKLIJKE 7	7.00	0.00	330.75	330.75
01/12/2021	SALE KONINKLIJKE 7	-7.00	330.75	0.00	0.00
24/01/2022	SALE KONINKLIJKE 25	25.00	0.00	1,121.73	1,121.73
24/01/2022	SALE KONINKLIJKE 25	-25.00	1,121.73	0.00	0.00
07/02/2022	SALE KONINKLIJKE 10	10.00	0.00	454.62	454.62
07/02/2022	SALE KONINKLIJKE 10	-10.00	454.62	0.00	0.00
07/06/2022	SALE KONINKLIJKE	134.00	0.00	5,107.43	5,107.43

Date	Description	Quantity	Debits	Credits	Balance
07/06/2022	SALE KONINKLIJKE	-134.00	5,107.43	0.00	0.00
30/06/2022	Closing Balance	0.00	0.00	0.00	0.00
Investment Gains / Disposal Suspense / Shares in Listed Companies - Foreign / L3Harris Technologies Inc					
01/07/2021	Opening Balance	0.00	0.00	0.00	0.00
07/06/2022	SALE LHX 10	10.00	0.00	3,351.27	3,351.27
07/06/2022	SALE LHX 10	-10.00	3,351.27	0.00	0.00
30/06/2022	Closing Balance	0.00	0.00	0.00	0.00
Investment Gains / Disposal Suspense / Shares in Listed Companies - Foreign / Meiji Holdings Co.Ltd.					
01/07/2021	Opening Balance	0.00	0.00	0.00	0.00
18/08/2021	2269 sale 25	25.00	0.00	2,103.48	2,103.48
18/08/2021	2269 sale 25	-25.00	2,103.48	0.00	0.00
30/06/2022	Closing Balance	0.00	0.00	0.00	0.00
Investment Gains / Disposal Suspense / Shares in Listed Companies - Foreign / Merck & Co Inc					
01/07/2021	Opening Balance	0.00	0.00	0.00	0.00
13/10/2021	SALE MRK 9	9.00	0.00	958.57	958.57
13/10/2021	SALE MRK 9	-9.00	958.57	0.00	0.00
24/01/2022	SALE MRK 13	13.00	0.00	1,411.77	1,411.77
24/01/2022	SALE MRK 13	-13.00	1,411.77	0.00	0.00
07/02/2022	SALE MRK 4	4.00	0.00	435.31	435.31
07/02/2022	SALE MRK 4	-4.00	435.31	0.00	0.00

Date	Description	Quantity	Debits	Credits	Balance
07/06/2022	SALE MRK 36	36.00	0.00	4,474.99	4,474.99
07/06/2022	SALE MRK 36	-36.00	4,474.99	0.00	0.00
30/06/2022	Closing Balance	0.00	0.00	0.00	0.00
Investment Gains / Disposal Suspense / Shares in Listed Companies - Foreign / Meta Platforms Inc					
01/07/2021	Opening Balance	0.00	0.00	0.00	0.00
13/10/2021	SALE FB 16	16.00	0.00	7,010.96	7,010.96
13/10/2021	SALE FB 16	-16.00	7,010.96	0.00	0.00
01/11/2021	FB/META Code Change	32.00	0.00	12,992.32	12,992.32
01/11/2021	FB/META Code Change	-32.00	12,992.32	0.00	0.00
30/06/2022	Closing Balance	0.00	0.00	0.00	0.00
Investment Gains / Disposal Suspense / Shares in Listed Companies - Foreign / Meta Platforms Inc - Ordinary Shares - Class A					
01/07/2021	Opening Balance	0.00	0.00	0.00	0.00
30/11/2021	SALE META 3	3.00	0.00	1,371.96	1,371.96
30/11/2021	SALE META 3	-3.00	1,371.96	0.00	0.00
24/01/2022	SALE META 8	8.00	0.00	3,322.67	3,322.67
24/01/2022	SALE META 8	-8.00	3,322.67	0.00	0.00
07/06/2022	SALE META 42	42.00	0.00	11,270.45	11,270.45
07/06/2022	SALE META 42	-42.00	11,270.45	0.00	0.00
30/06/2022	Closing Balance	0.00	0.00	0.00	0.00
Investment Gains / Disposal Suspense / Shares in Listed Companies - Foreign / Michelin (CGDE)-B - Registered Shares					

Date	Description	Quantity	Debits	Credits	Balance
01/07/2021	Opening Balance	0.00	0.00	0.00	0.00
07/06/2022	SALE ML 17	17.00	0.00	3,074.11	3,074.11
07/06/2022	SALE ML 17	-17.00	3,074.11	0.00	0.00
30/06/2022	Closing Balance	0.00	0.00	0.00	0.00
Investment Gains / Disposal Suspense / Shares in Listed Companies - Foreign / Microsoft Corp					
01/07/2021	Opening Balance	0.00	0.00	0.00	0.00
13/10/2021	SALE MSFT 10	10.00	0.00	3,979.97	3,979.97
13/10/2021	SALE MSFT 10	-10.00	3,979.97	0.00	0.00
30/11/2021	SALE MSFT 3	3.00	0.00	1,388.13	1,388.13
30/11/2021	SALE MSFT 3	-3.00	1,388.13	0.00	0.00
24/01/2022	SALE MSFT 15	15.00	0.00	6,041.06	6,041.06
24/01/2022	SALE MSFT 15	-15.00	6,041.06	0.00	0.00
07/02/2022	SALE MSFT 3	3.00	0.00	1,273.22	1,273.22
07/02/2022	SALE MSFT 3	-3.00	1,273.22	0.00	0.00
07/06/2022	SALE MSFT 48	48.00	0.00	17,948.04	17,948.04
07/06/2022	SALE MSFT 48	-48.00	17,948.04	0.00	0.00
30/06/2022	Closing Balance	0.00	0.00	0.00	0.00
Investment Gains / Disposal Suspense / Shares in Listed Companies - Foreign / Moncler SPA					
01/07/2021	Opening Balance	0.00	0.00	0.00	0.00
06/08/2021	SALE MONC 17	17.00	0.00	1,592.16	1,592.16

Date	Description	Quantity	Debits	Credits	Balance
06/08/2021	SALE MONC 17	-17.00	1,592.16	0.00	0.00
01/12/2021	SALE MONC 4	4.00	0.00	411.44	411.44
01/12/2021	SALE MONC 4	-4.00	411.44	0.00	0.00
24/01/2022	SALE MONC 5	5.00	0.00	441.58	441.58
24/01/2022	SALE MONC 5	-5.00	441.58	0.00	0.00
07/06/2022	SALE MONC 21	21.00	0.00	1,413.34	1,413.34
07/06/2022	SALE MONC 21	-21.00	1,413.34	0.00	0.00
30/06/2022	Closing Balance	0.00	0.00	0.00	0.00
Investment Gains / Disposal Suspense / Shares in Listed Companies - Foreign / NetApp Inc					
01/07/2021	Opening Balance	0.00	0.00	0.00	0.00
04/11/2021	SALE NTAP 6	6.00	0.00	736.50	736.50
04/11/2021	SALE NTAP 6	-6.00	736.50	0.00	0.00
30/11/2021	SALE NTAP 3	3.00	0.00	375.55	375.55
30/11/2021	SALE NTAP 3	-3.00	375.55	0.00	0.00
24/01/2022	SALE NTAP 14	14.00	0.00	1,646.32	1,646.32
24/01/2022	SALE NTAP 14	-14.00	1,646.32	0.00	0.00
07/02/2022	SALE NTAP 5	5.00	0.00	610.39	610.39
07/02/2022	SALE NTAP 5	-5.00	610.39	0.00	0.00
07/06/2022	SALE NTAP 37	37.00	0.00	3,621.63	3,621.63
07/06/2022	SALE NTAP 37	-37.00	3,621.63	0.00	0.00

Date	Description	Quantity	Debits	Credits	Balance
30/06/2022	Closing Balance	0.00	0.00	0.00	0.00
Investment Gains / Disposal Suspense / Shares in Listed Companies - Foreign / Newmont Mining Corp					
01/07/2021	Opening Balance	0.00	0.00	0.00	0.00
18/08/2021	SALE NEM 15	15.00	0.00	1,190.15	1,190.15
18/08/2021	SALE NEM 15	-15.00	1,190.15	0.00	0.00
24/01/2022	SALE NEM 9	9.00	0.00	776.54	776.54
24/01/2022	SALE NEM 9	-9.00	776.54	0.00	0.00
16/03/2022	SALE NEM 6	6.00	0.00	588.94	588.94
16/03/2022	SALE NEM 6	-6.00	588.94	0.00	0.00
07/06/2022	SALE NEM 14	14.00	0.00	1,310.50	1,310.50
07/06/2022	SALE NEM 14	-14.00	1,310.50	0.00	0.00
30/06/2022	Closing Balance	0.00	0.00	0.00	0.00
Investment Gains / Disposal Suspense / Shares in Listed Companies - Foreign / Nintendo Co Ltd					
01/07/2021	Opening Balance	0.00	0.00	0.00	0.00
30/11/2021	Nintendo SALE 1	1.00	0.00	623.77	623.77
30/11/2021	Nintendo SALE 1	-1.00	623.77	0.00	0.00
24/01/2022	Nintendo SALE 2	2.00	0.00	1,316.02	1,316.02
24/01/2022	Nintendo SALE 2	-2.00	1,316.02	0.00	0.00
07/06/2022	Nintendo SALE 8	8.00	0.00	4,854.07	4,854.07
07/06/2022	Nintendo SALE 8	-8.00	4,854.07	0.00	0.00

Date	Description	Quantity	Debits	Credits	Balance
30/06/2022	Closing Balance	0.00	0.00	0.00	0.00
Investment Gains / Disposal Suspense / Shares in Listed Companies - Foreign / Novo Nordisk - Ordinary Shares - Class B					
01/07/2021	Opening Balance	0.00	0.00	0.00	0.00
18/08/2021	SALE NOVO 6	6.00	0.00	867.55	867.55
18/08/2021	SALE NOVO 6	-6.00	867.55	0.00	0.00
04/11/2021	SALE NOVO 2	2.00	0.00	308.08	308.08
04/11/2021	SALE NOVO 2	-2.00	308.08	0.00	0.00
10/01/2022	SALE NOVO 3	3.00	0.00	415.29	415.29
10/01/2022	SALE NOVO 3	-3.00	415.29	0.00	0.00
24/01/2022	SALE NOVO 16	16.00	0.00	2,077.37	2,077.37
24/01/2022	SALE NOVO 16	-16.00	2,077.37	0.00	0.00
07/02/2022	SALE NOVO 6	6.00	0.00	840.48	840.48
07/02/2022	SALE NOVO 6	-6.00	840.48	0.00	0.00
07/06/2022	SALE NOVO 51	51.00	0.00	8,059.14	8,059.14
07/06/2022	SALE NOVO 51	-51.00	8,059.14	0.00	0.00
30/06/2022	Closing Balance	0.00	0.00	0.00	0.00
Investment Gains / Disposal Suspense / Shares in Listed Companies - Foreign / O'Reilly Automotive Inc					
01/07/2021	Opening Balance	0.00	0.00	0.00	0.00
24/01/2022	SALE ORLY 2	2.00	0.00	1,795.85	1,795.85
24/01/2022	SALE ORLY 2	-2.00	1,795.85	0.00	0.00

Date	Description	Quantity	Debits	Credits	Balance
07/06/2022	SALE ORLY 5	5.00	0.00	4,366.79	4,366.79
07/06/2022	SALE ORLY 5	-5.00	4,366.79	0.00	0.00
30/06/2022	Closing Balance	0.00	0.00	0.00	0.00
Investment Gains / Disposal Suspense / Shares in Listed Companies - Foreign / Paychex Inc					
01/07/2021	Opening Balance	0.00	0.00	0.00	0.00
04/11/2021	SALE PAYX 39	39.00	0.00	6,517.80	6,517.80
04/11/2021	SALE PAYX 39	-39.00	6,517.80	0.00	0.00
30/11/2021	SALE PAYX 2	2.00	0.00	336.78	336.78
30/11/2021	SALE PAYX 2	-2.00	336.78	0.00	0.00
24/01/2022	SALE PAYX 10	10.00	0.00	1,638.04	1,638.04
24/01/2022	SALE PAYX 10	-10.00	1,638.04	0.00	0.00
07/02/2022	SALE PAYX 3	3.00	0.00	502.30	502.30
07/02/2022	SALE PAYX 3	-3.00	502.30	0.00	0.00
07/06/2022	SALE PAYX 35	35.00	0.00	6,072.56	6,072.56
07/06/2022	SALE PAYX 35	-35.00	6,072.56	0.00	0.00
30/06/2022	Closing Balance	0.00	0.00	0.00	0.00
Investment Gains / Disposal Suspense / Shares in Listed Companies - Foreign / Public Storage					
01/07/2021	Opening Balance	0.00	0.00	0.00	0.00
10/01/2022	SALE PSA 1	1.00	0.00	496.07	496.07
10/01/2022	SALE PSA 1	-1.00	496.07	0.00	0.00

Date	Description	Quantity	Debits	Credits	Balance
07/06/2022	SALE PSA 12	12.00	0.00	5,368.61	5,368.61
07/06/2022	SALE PSA 12	-12.00	5,368.61	0.00	0.00
30/06/2022	Closing Balance	0.00	0.00	0.00	0.00
Investment Gains / Disposal Suspense / Shares in Listed Companies - Foreign / Recordati SpA					
01/07/2021	Opening Balance	0.00	0.00	0.00	0.00
18/08/2021	SALE REC 21	21.00	0.00	1,930.73	1,930.73
18/08/2021	SALE REC 21	-21.00	1,930.73	0.00	0.00
10/01/2022	SALE REC 4	4.00	0.00	338.54	338.54
10/01/2022	SALE REC 4	-4.00	338.54	0.00	0.00
24/01/2022	SALE REC 9	9.00	0.00	721.14	721.14
24/01/2022	SALE REC 9	-9.00	721.14	0.00	0.00
07/02/2022	SALE REC 4	4.00	0.00	297.89	297.89
07/02/2022	SALE REC 4	-4.00	297.89	0.00	0.00
07/06/2022	SALE REC 29	29.00	0.00	1,677.27	1,677.27
07/06/2022	SALE REC 29	-29.00	1,677.27	0.00	0.00
30/06/2022	Closing Balance	0.00	0.00	0.00	0.00
Investment Gains / Disposal Suspense / Shares in Listed Companies - Foreign / Robert Half International Inc					
01/07/2021	Opening Balance	0.00	0.00	0.00	0.00
18/08/2021	SALE RHI 17	17.00	0.00	2,412.49	2,412.49
18/08/2021	SALE RHI 17	-17.00	2,412.49	0.00	0.00

Date	Description	Quantity	Debits	Credits	Balance
04/11/2021	SALE RHI 3	3.00	0.00	482.49	482.49
04/11/2021	SALE RHI 3	-3.00	482.49	0.00	0.00
01/12/2021	SALE RHI 3	3.00	0.00	465.05	465.05
01/12/2021	SALE RHI 3	-3.00	465.05	0.00	0.00
10/01/2022	SALE RHI 2	2.00	0.00	300.53	300.53
10/01/2022	SALE RHI 2	-2.00	300.53	0.00	0.00
24/01/2022	SALE RHI 9	9.00	0.00	1,354.11	1,354.11
24/01/2022	SALE RHI 9	-9.00	1,354.11	0.00	0.00
07/02/2022	SALE RHI 3	3.00	0.00	495.63	495.63
07/02/2022	SALE RHI 3	-3.00	495.63	0.00	0.00
07/06/2022	SALE RHI 41	41.00	0.00	5,162.16	5,162.16
07/06/2022	SALE RHI 41	-41.00	5,162.16	0.00	0.00
30/06/2022	Closing Balance	0.00	0.00	0.00	0.00
Investment Gains / Disposal Suspense / Shares in Listed Companies - Foreign / Roche Holding AG					
01/07/2021	Opening Balance	0.00	0.00	0.00	0.00
13/10/2021	SALE ROG 2	2.00	0.00	1,041.36	1,041.36
13/10/2021	SALE ROG 2	-2.00	1,041.36	0.00	0.00
04/11/2021	SALE ROG 2	2.00	0.00	1,106.17	1,106.17
04/11/2021	SALE ROG 2	-2.00	1,106.17	0.00	0.00
24/01/2022	SALE ROG 2	2.00	0.00	1,064.43	1,064.43

Date	Description	Quantity	Debits	Credits	Balance
24/01/2022	SALE ROG 2	-2.00	1,064.43	0.00	0.00
07/02/2022	SALE ROG 1	1.00	0.00	518.35	518.35
07/02/2022	SALE ROG 1	-1.00	518.35	0.00	0.00
07/06/2022	SALE ROG 7	7.00	0.00	3,156.79	3,156.79
07/06/2022	SALE ROG 7	-7.00	3,156.79	0.00	0.00
30/06/2022	Closing Balance	0.00	0.00	0.00	0.00
Investment Gains / Disposal Suspense / Shares in Listed Companies - Foreign / Royal Dutch Shell PLC					
01/07/2021	Opening Balance	0.00	0.00	0.00	0.00
13/07/2021	Net settlement for rebalance 23843 settling on 13/07/2021	108.00	0.00	2,845.61	2,845.61
13/07/2021	Net settlement for rebalance 23843 settling on 13/07/2021	-108.00	2,845.61	0.00	0.00
06/08/2021	SALE RDSB 47	47.00	0.00	1,294.64	1,294.64
06/08/2021	SALE RDSB 47	-47.00	1,294.64	0.00	0.00
04/11/2021	SALE RDSB 264	264.00	0.00	7,950.68	7,950.68
04/11/2021	SALE RDSB 264	-264.00	7,950.68	0.00	0.00
30/06/2022	Closing Balance	0.00	0.00	0.00	0.00
Investment Gains / Disposal Suspense / Shares in Listed Companies - Foreign / Sanofi SA					
01/07/2021	Opening Balance	0.00	0.00	0.00	0.00
30/11/2021	SALE SAN 3	3.00	0.00	397.26	397.26
30/11/2021	SALE SAN 3	-3.00	397.26	0.00	0.00

Date	Description	Quantity	Debits	Credits	Balance
24/01/2022	SALE SAN 8	8.00	0.00	1,129.41	1,129.41
24/01/2022	SALE SAN 8	-8.00	1,129.41	0.00	0.00
07/02/2022	SALE SAN 3	3.00	0.00	439.51	439.51
07/02/2022	SALE SAN 3	-3.00	439.51	0.00	0.00
07/06/2022	SALE SAN 28	28.00	0.00	4,130.27	4,130.27
07/06/2022	SALE SAN 28	-28.00	4,130.27	0.00	0.00
30/06/2022	Closing Balance	0.00	0.00	0.00	0.00
Investment Gains / Disposal Suspense / Shares in Listed Companies - Foreign / Schneider Electric SE					
01/07/2021	Opening Balance	0.00	0.00	0.00	0.00
24/01/2022	SALE SU 5	5.00	0.00	1,197.36	1,197.36
24/01/2022	SALE SU 5	-5.00	1,197.36	0.00	0.00
07/06/2022	SALE SU 18	18.00	0.00	3,454.11	3,454.11
07/06/2022	SALE SU 18	-18.00	3,454.11	0.00	0.00
30/06/2022	Closing Balance	0.00	0.00	0.00	0.00
Investment Gains / Disposal Suspense / Shares in Listed Companies - Foreign / SONY CORP					
01/07/2021	Opening Balance	0.00	0.00	0.00	0.00
04/11/2021	sale sony 3	3.00	0.00	489.21	489.21
04/11/2021	sale sony 3	-3.00	489.21	0.00	0.00
30/11/2021	sale sony 2	2.00	0.00	344.52	344.52
30/11/2021	sale sony 2	-2.00	344.52	0.00	0.00

Date	Description	Quantity	Debits	Credits	Balance
24/01/2022	sale sony 8	8.00	0.00	1,240.24	1,240.24
24/01/2022	sale sony 8	-8.00	1,240.24	0.00	0.00
07/02/2022	sale 2 sony	2.00	0.00	304.63	304.63
07/02/2022	sale 2 sony	-2.00	304.63	0.00	0.00
07/06/2022	sale sony 30	30.00	0.00	3,777.17	3,777.17
07/06/2022	sale sony 30	-30.00	3,777.17	0.00	0.00
30/06/2022	Closing Balance	0.00	0.00	0.00	0.00
Investment Gains / Disposal Suspense / Shares in Listed Companies - Foreign / Southwest Airlines Co					
01/07/2021	Opening Balance	0.00	0.00	0.00	0.00
13/10/2021	SALE LUV 42	42.00	0.00	2,899.44	2,899.44
13/10/2021	SALE LUV 42	-42.00	2,899.44	0.00	0.00
30/11/2021	SALE LUV 9	9.00	0.00	549.82	549.82
30/11/2021	SALE LUV 9	-9.00	549.82	0.00	0.00
16/03/2022	SALE LUV 46	46.00	0.00	2,666.80	2,666.80
16/03/2022	SALE LUV 46	-46.00	2,666.80	0.00	0.00
07/06/2022	SALE LUV 60	60.00	0.00	3,680.54	3,680.54
07/06/2022	SALE LUV 60	-60.00	3,680.54	0.00	0.00
30/06/2022	Closing Balance	0.00	0.00	0.00	0.00
Investment Gains / Disposal Suspense / Shares in Listed Companies - Foreign / Sundrug Co Ltd					
01/07/2021	Opening Balance	0.00	0.00	0.00	0.00

Date	Description	Quantity	Debits	Credits	Balance
13/10/2021	SALE SUNDRUG 22	22.00	0.00	909.94	909.94
13/10/2021	SALE SUNDRUG 22	-22.00	909.94	0.00	0.00
01/12/2021	SALE SUNDRUG 8	8.00	0.00	292.47	292.47
01/12/2021	SALE SUNDRUG 8	-8.00	292.47	0.00	0.00
12/01/2022	SALE SUNDRUG 83	83.00	0.00	3,044.90	3,044.90
12/01/2022	SALE SUNDRUG 83	-83.00	3,044.90	0.00	0.00
30/06/2022	Closing Balance	0.00	0.00	0.00	0.00
Investment Gains / Disposal Suspense / Shares in Listed Companies - Foreign / Taisei Corporation					
01/07/2021	Opening Balance	0.00	0.00	0.00	0.00
07/06/2022	1801 sale 25	25.00	0.00	1,067.34	1,067.34
07/06/2022	1801 sale 25	-25.00	1,067.34	0.00	0.00
30/06/2022	Closing Balance	0.00	0.00	0.00	0.00
Investment Gains / Disposal Suspense / Shares in Listed Companies - Foreign / Telenor ASA					
01/07/2021	Opening Balance	0.00	0.00	0.00	0.00
04/11/2021	SALE TEL 17	17.00	0.00	356.23	356.23
04/11/2021	SALE TEL 17	-17.00	356.23	0.00	0.00
01/12/2021	SALE TEL 17	17.00	0.00	349.92	349.92
01/12/2021	SALE TEL 17	-17.00	349.92	0.00	0.00
24/01/2022	SALE TEL 73	73.00	0.00	1,610.67	1,610.67
24/01/2022	SALE TEL 73	-73.00	1,610.67	0.00	0.00

Date	Description	Quantity	Debits	Credits	Balance
07/06/2022	SALE TEL 229	229.00	0.00	4,270.96	4,270.96
07/06/2022	SALE TEL 229	-229.00	4,270.96	0.00	0.00
30/06/2022	Closing Balance	0.00	0.00	0.00	0.00
Investment Gains / Disposal Suspense / Shares in Listed Companies - Foreign / Unilever PLC					
01/07/2021	Opening Balance	0.00	0.00	0.00	0.00
04/11/2021	SALE ULVR 4	4.00	0.00	281.69	281.69
04/11/2021	SALE ULVR 4	-4.00	281.69	0.00	0.00
30/11/2021	SALE ULVR 6	6.00	0.00	427.65	427.65
30/11/2021	SALE ULVR 6	-6.00	427.65	0.00	0.00
24/01/2022	SALE ULVR 20	20.00	0.00	1,465.64	1,465.64
24/01/2022	SALE ULVR 20	-20.00	1,465.64	0.00	0.00
07/02/2022	SALE ULVR 9	9.00	0.00	651.67	651.67
07/02/2022	SALE ULVR 9	-9.00	651.67	0.00	0.00
07/06/2022	SALE ULVR 84	84.00	0.00	5,409.95	5,409.95
07/06/2022	SALE ULVR 84	-84.00	5,409.95	0.00	0.00
30/06/2022	Closing Balance	0.00	0.00	0.00	0.00
Investment Gains / Disposal Suspense / Shares in Listed Companies - Foreign / Vinci SA					
01/07/2021	Opening Balance	0.00	0.00	0.00	0.00
24/01/2022	SALE DG 2	2.00	0.00	299.97	299.97
24/01/2022	SALE DG 2	-2.00	299.97	0.00	0.00

Date	Description	Quantity	Debits	Credits	Balance
07/06/2022	SALE DG 10	10.00	0.00	1,338.19	1,338.19
07/06/2022	SALE DG 10	-10.00	1,338.19	0.00	0.00
30/06/2022	Closing Balance	0.00	0.00	0.00	0.00
Investment Gains / Disposal Suspense / Shares in Listed Companies - Foreign / Visa Inc - Ordinary Shares - Class A					
01/07/2021	Opening Balance	0.00	0.00	0.00	0.00
30/11/2021	SALE VISA 2	2.00	0.00	539.43	539.43
30/11/2021	SALE VISA 2	-2.00	539.43	0.00	0.00
24/01/2022	SALE VISA 7	7.00	0.00	1,947.36	1,947.36
24/01/2022	SALE VISA 7	-7.00	1,947.36	0.00	0.00
07/02/2022	SALE VISA 2	2.00	0.00	637.37	637.37
07/02/2022	SALE VISA 2	-2.00	637.37	0.00	0.00
07/06/2022	SALE VISA 23	23.00	0.00	6,771.31	6,771.31
07/06/2022	SALE VISA 23	-23.00	6,771.31	0.00	0.00
30/06/2022	Closing Balance	0.00	0.00	0.00	0.00
Investment Gains / Disposal Suspense / Shares in Listed Companies - Foreign / Willis Towers Watson PLC					
01/07/2021	Opening Balance	0.00	0.00	0.00	0.00
10/01/2022	WLTW/WTW Code Change	15.00	0.00	4,733.20	4,733.20
10/01/2022	WLTW/WTW Code Change	-15.00	4,733.20	0.00	0.00
30/06/2022	Closing Balance	0.00	0.00	0.00	0.00
Investment Gains / Disposal Suspense / Shares in Listed Companies - Foreign / Willis Towers Watson Public Limited Co					

Date	Description	Quantity	Debits	Credits	Balance
01/07/2021	Opening Balance	0.00	0.00	0.00	0.00
24/01/2022	SALE WTW 3	3.00	0.00	941.09	941.09
24/01/2022	SALE WTW 3	-3.00	941.09	0.00	0.00
07/06/2022	SALE WTW 12	12.00	0.00	3,464.69	3,464.69
07/06/2022	SALE WTW 12	-12.00	3,464.69	0.00	0.00
30/06/2022	Closing Balance	0.00	0.00	0.00	0.00
Investment Gains / Disposal Suspense / Shares in Listed Companies - Foreign / Zoetis Inc					
01/07/2021	Opening Balance	0.00	0.00	0.00	0.00
30/11/2021	SALE ZTS 1	1.00	0.00	308.62	308.62
30/11/2021	SALE ZTS 1	-1.00	308.62	0.00	0.00
24/01/2022	SALE ZTS 1	1.00	0.00	269.50	269.50
24/01/2022	SALE ZTS 1	-1.00	269.50	0.00	0.00
07/02/2022	SALE ZTS 1	1.00	0.00	279.04	279.04
07/02/2022	SALE ZTS 1	-1.00	279.04	0.00	0.00
07/06/2022	SALE ZTS 6	6.00	0.00	1,428.63	1,428.63
07/06/2022	SALE ZTS 6	-6.00	1,428.63	0.00	0.00
30/06/2022	Closing Balance	0.00	0.00	0.00	0.00
Investment Gains / Disposal Suspense / Stapled Securities / Sydney Airport - Fully Paid Ordinary/Units Stapled Securities					
01/07/2021	Opening Balance	0.00	0.00	0.00	0.00
06/08/2021	SYD Listed Security Disposal	359.00	0.00	2,752.62	2,752.62

Date	Description	Quantity	Debits	Credits	Balance
06/08/2021	SYD Listed Security Disposal	-359.00	2,752.62	0.00	0.00
18/08/2021	SYD Listed Security Disposal	403.00	0.00	3,133.37	3,133.37
18/08/2021	SYD Listed Security Disposal	-403.00	3,133.37	0.00	0.00
30/11/2021	SYD Listed Security Disposal	69.00	0.00	574.41	574.41
30/11/2021	SYD Listed Security Disposal	-69.00	574.41	0.00	0.00
24/01/2022	SYD Listed Security Disposal	63.00	0.00	543.95	543.95
24/01/2022	SYD Listed Security Disposal	-63.00	543.95	0.00	0.00
15/02/2022	SYD Listed Security Disposal	576.00	0.00	5,040.00	5,040.00
15/02/2022	SYD Listed Security Disposal	-576.00	5,040.00	0.00	0.00
30/06/2022	Closing Balance	0.00	0.00	0.00	0.00
Investment Gains / Disposal Suspense / Stapled Securities / Transurban Group - Fully Paid Ordinary/Units Stapled Securities					
01/07/2021	Opening Balance	0.00	0.00	0.00	0.00
06/08/2021	TCL Listed Security Disposal	106.00	0.00	1,511.40	1,511.40
06/08/2021	TCL Listed Security Disposal	-106.00	1,511.40	0.00	0.00
18/08/2021	TCL Listed Security Disposal	96.00	0.00	1,321.18	1,321.18
18/08/2021	TCL Listed Security Disposal	-96.00	1,321.18	0.00	0.00
04/11/2021	TCL Listed Security Disposal	32.00	0.00	435.96	435.96
04/11/2021	TCL Listed Security Disposal	-32.00	435.96	0.00	0.00
30/11/2021	TCL Listed Security Disposal	36.00	0.00	495.62	495.62
30/11/2021	TCL Listed Security Disposal	-36.00	495.62	0.00	0.00

Date	Description	Quantity	Debits	Credits	Balance
07/02/2022	TCL Listed Security Disposal	84.00	0.00	1,075.51	1,075.51
07/02/2022	TCL Listed Security Disposal	-84.00	1,075.51	0.00	0.00
07/06/2022	TCL Listed Security Disposal	784.00	0.00	11,036.65	11,036.65
07/06/2022	TCL Listed Security Disposal	-784.00	11,036.65	0.00	0.00
30/06/2022	Closing Balance	0.00	0.00	0.00	0.00
Investment Gains / Disposal Suspense / Betashares Australian High Interest Cash ETF - Betashares Australian High Interest Cash ETF					
01/07/2021	Opening Balance	0.00	0.00	0.00	0.00
07/06/2022	SALE AAA 2074	2,074.00	0.00	103,836.02	103,836.02
07/06/2022	SALE AAA 2074	-2,074.00	103,836.02	0.00	0.00
30/06/2022	Closing Balance	0.00	0.00	0.00	0.00
Investment Gains / Disposal Suspense / Betashares U.S. Dollar ETF - Betashares U.S. Dollar ETF					
01/07/2021	Opening Balance	0.00	0.00	0.00	0.00
12/10/2021	SALE USD 2584	2,584.00	0.00	33,662.27	33,662.27
12/10/2021	SALE USD 2584	-2,584.00	33,662.27	0.00	0.00
30/11/2021	SALE USD 255	255.00	0.00	3,420.26	3,420.26
30/11/2021	SALE USD 255	-255.00	3,420.26	0.00	0.00
12/01/2022	SALE USD 20	20.00	0.00	265.04	265.04
12/01/2022	SALE USD 20	-20.00	265.04	0.00	0.00
07/03/2022	SALE USD 6384	6,384.00	0.00	82,382.74	82,382.74
07/03/2022	SALE USD 6384	-6,384.00	82,382.74	0.00	0.00

Date	Description	Quantity	Debits	Credits	Balance
07/06/2022	SALE USD 3420	3,420.00	0.00	45,596.96	45,596.96
07/06/2022	SALE USD 3420	-3,420.00	45,596.96	0.00	0.00
30/06/2022	Closing Balance	0.00	0.00	0.00	0.00
Investment Income / Distributions / Managed Investments / Vanguard Active Global Growth Fund					
01/07/2021	Opening Balance	0.00	0.00	0.00	0.00
01/10/2021	VAN0722AU Distribution - Cash	0.00	0.00	711.80	711.80
01/01/2022	VAN0722AU Distribution - Cash	0.00	0.00	295.73	1,007.53
01/04/2022	VAN0722AU Distribution - Cash	0.00	0.00	63.92	1,071.45
30/06/2022	Distribution - Tax Statement	0.00	0.00	0.00	1,071.45
30/06/2022	Distribution - Tax Statement	0.00	0.00	0.00	1,071.45
30/06/2022	Distribution - Tax Statement	0.00	0.00	5.97	1,077.42
30/06/2022	Closing Balance	0.00	0.00	0.00	1,077.42
Investment Income / Distributions / Managed Investments / Vanguard High Growth Index Fund					
01/07/2021	Opening Balance	0.00	0.00	0.00	0.00
30/09/2021	VAN0111AU Distribution - Cash	0.00	0.00	145.71	145.71
31/12/2021	VAN0111AU Distribution - Cash	0.00	0.00	102.74	248.45
31/03/2022	VAN0111AU Distribution - Cash	0.00	0.00	282.96	531.41
30/06/2022	Distribution - Tax Statement	0.00	0.00	22.61	554.02
30/06/2022	Distribution - Tax Statement	0.00	0.00	34.94	588.96
30/06/2022	Distribution - Tax Statement	0.00	0.00	47.88	636.84

Date	Description	Quantity	Debits	Credits	Balance
30/06/2022	Closing Balance	0.00	0.00	0.00	636.84
Investment Income / Distributions / American Tower Corp					
01/07/2021	Opening Balance	0.00	0.00	0.00	0.00
15/10/2021	AMT Dividend	0.00	0.00	60.24	60.24
15/10/2021	Distribution - Tax Statement	0.00	0.00	10.63	70.87
17/01/2022	AMT Dividend	0.00	0.00	64.36	135.23
17/01/2022	Distribution - Tax Statement	0.00	0.00	11.36	146.59
29/04/2022	AMT Dividend	0.00	0.00	38.20	184.79
29/04/2022	Distribution - Tax Statement	0.00	0.00	6.74	191.53
30/06/2022	Closing Balance	0.00	0.00	0.00	191.53
Investment Income / Distributions / Daito Trust Construction Co Ltd					
01/07/2021	Opening Balance	0.00	0.00	0.00	0.00
19/11/2021	1878 Dividend	0.00	0.00	25.47	25.47
19/11/2021	Distribution - Tax Statement	0.00	0.00	5.04	30.51
30/06/2022	Closing Balance	0.00	0.00	0.00	30.51
Investment Income / Distributions / Public Storage					
01/07/2021	Opening Balance	0.00	0.00	0.00	0.00
30/09/2021	PSA Dividend	0.00	0.00	30.68	30.68
30/12/2021	PSA Dividend	0.00	0.00	31.86	62.54
01/04/2022	PSA Dividend	0.00	0.00	27.20	89.74

Date	Description	Quantity	Debits	Credits	Balance
30/06/2022	Distribution - Tax Statement	0.00	0.00	4.80	94.54
30/06/2022	Distribution - Tax Statement	0.00	0.00	5.41	99.95
30/06/2022	Distribution - Tax Statement	0.00	0.00	5.62	105.57
30/06/2022	Closing Balance	0.00	0.00	0.00	105.57
Investment Income / Distributions / Stapled Securities / Sydney Airport - Fully Paid Ordinary/Units Stapled Securities					
01/07/2021	Opening Balance	0.00	0.00	0.00	0.00
15/02/2022	Distribution - Tax Statement	0.00	0.00	0.00	0.00
30/06/2022	Closing Balance	0.00	0.00	0.00	0.00
Investment Income / Distributions / Stapled Securities / Transurban Group - Fully Paid Ordinary/Units Stapled Securities					
01/07/2021	Opening Balance	0.00	0.00	0.00	0.00
23/08/2021	TCL_THT Dividend	0.00	0.00	8.96	8.96
22/02/2022	TCL_THT Dividend	0.00	0.00	93.90	102.86
07/06/2022	Distribution - Tax Statement	0.00	0.00	3.84	106.70
30/06/2022	Closing Balance	0.00	0.00	0.00	106.70
Investment Income / Distributions / Betashares Australian High Interest Cash ETF - Betashares Australian High Interest Cash ETF					
01/07/2021	Opening Balance	0.00	0.00	0.00	0.00
16/03/2022	AAA Dividend	0.00	0.00	14.91	14.91
20/04/2022	AAA Dividend	0.00	0.00	19.10	34.01
02/05/2022	AAA AUD DRP	0.00	0.00	18.94	52.95
07/06/2022	Distribution - Tax Statement	0.00	0.00	0.00	52.95

Date	Description	Quantity	Debits	Credits	Balance
17/06/2022	AAA Dividend (Pay Ref 1331048373)	0.00	0.00	40.29	93.24
30/06/2022	Closing Balance	0.00	0.00	0.00	93.24
Investment Income / Dividends / Shares in Listed Companies / ANZ Group Holdings Limited					
01/07/2021	Opening Balance	0.00	0.00	0.00	0.00
16/12/2021	ANZ Dividend	0.00	0.00	337.37	337.37
30/06/2022	Closing Balance	0.00	0.00	0.00	337.37
Investment Income / Dividends / Shares in Listed Companies / Aristocrat Leisure Limited					
01/07/2021	Opening Balance	0.00	0.00	0.00	0.00
02/07/2021	ALL Dividend	0.00	0.00	156.00	156.00
17/12/2021	ALL Dividend	0.00	0.00	179.77	335.77
30/06/2022	Closing Balance	0.00	0.00	0.00	335.77
Investment Income / Dividends / Shares in Listed Companies / BHP Group Limited					
01/07/2021	Opening Balance	0.00	0.00	0.00	0.00
21/09/2021	BHP Dividend	0.00	0.00	345.23	345.23
28/03/2022	BHP Dividend	0.00	0.00	216.97	562.20
02/06/2022	EST 1:5.534 DIST OF ORD SHS IN WOODSIDE PETROLEUM	0.00	0.00	637.71	1,199.91
30/06/2022	Closing Balance	0.00	0.00	0.00	1,199.91
Investment Income / Dividends / Shares in Listed Companies / Bluescope Steel Limited					
01/07/2021	Opening Balance	0.00	0.00	0.00	0.00

Date	Description	Quantity	Debits	Credits	Balance
13/10/2021	BSL Dividend	0.00	0.00	96.80	96.80
30/06/2022	Closing Balance	0.00	0.00	0.00	96.80
Investment Income / Dividends / Shares in Listed Companies / Brambles Limited					
01/07/2021	Opening Balance	0.00	0.00	0.00	0.00
14/10/2021	BXB Dividend	0.00	0.00	125.04	125.04
14/04/2022	BXB Dividend	0.00	0.00	95.86	220.90
30/06/2022	Closing Balance	0.00	0.00	0.00	220.90
Investment Income / Dividends / Shares in Listed Companies / Coles Group Limited.					
01/07/2021	Opening Balance	0.00	0.00	0.00	0.00
28/09/2021	COL Dividend	0.00	0.00	193.20	193.20
31/03/2022	COL Dividend	0.00	0.00	220.63	413.83
30/06/2022	Closing Balance	0.00	0.00	0.00	413.83
Investment Income / Dividends / Shares in Listed Companies / Commonwealth Bank Of Australia.					
01/07/2021	Opening Balance	0.00	0.00	0.00	0.00
29/09/2021	CBA Dividend	0.00	0.00	302.86	302.86
30/03/2022	CBA Dividend	0.00	0.00	197.50	500.36
30/06/2022	Closing Balance	0.00	0.00	0.00	500.36
Investment Income / Dividends / Shares in Listed Companies / Computershare Limited.					
01/07/2021	Opening Balance	0.00	0.00	0.00	0.00
13/09/2021	CPU Dividend	0.00	0.00	168.28	168.28

Date	Description	Quantity	Debits	Credits	Balance
17/03/2022	CPU Dividend	0.00	0.00	66.91	235.19
30/06/2022	Closing Balance	0.00	0.00	0.00	235.19
Investment Income / Dividends / Shares in Listed Companies / CSL Limited					
01/07/2021	Opening Balance	0.00	0.00	0.00	0.00
30/09/2021	CSL Dividend	0.00	0.00	134.28	134.28
06/04/2022	CSL Dividend	0.00	0.00	93.91	228.19
30/06/2022	Closing Balance	0.00	0.00	0.00	228.19
Investment Income / Dividends / Shares in Listed Companies / Endeavour Group Limited					
01/07/2021	Opening Balance	0.00	0.00	0.00	0.00
22/09/2021	EDV Dividend	0.00	0.00	62.40	62.40
28/03/2022	EDV Dividend	0.00	0.00	78.40	140.80
30/06/2022	Closing Balance	0.00	0.00	0.00	140.80
Investment Income / Dividends / Shares in Listed Companies / Magellan Financial Group Limited					
01/07/2021	Opening Balance	0.00	0.00	0.00	0.00
23/09/2021	MFG Dividend	0.00	0.00	165.85	165.85
30/06/2022	Closing Balance	0.00	0.00	0.00	165.85
Investment Income / Dividends / Shares in Listed Companies / National Australia Bank Limited					
01/07/2021	Opening Balance	0.00	0.00	0.00	0.00
15/12/2021	NAB Dividend	0.00	0.00	209.61	209.61
30/06/2022	Closing Balance	0.00	0.00	0.00	209.61

Date	Description	Quantity	Debits	Credits	Balance
Investment Income / Dividends / Shares in Listed Companies / Northern Star Resources Ltd					
01/07/2021	Opening Balance	0.00	0.00	0.00	0.00
29/09/2021	NST Dividend	0.00	0.00	59.58	59.58
29/03/2022	NST Dividend	0.00	0.00	129.30	188.88
30/06/2022	Closing Balance	0.00	0.00	0.00	188.88
Investment Income / Dividends / Shares in Listed Companies / Sonic Healthcare Limited					
01/07/2021	Opening Balance	0.00	0.00	0.00	0.00
22/09/2021	SHL Dividend	0.00	0.00	163.85	163.85
23/03/2022	SHL Dividend	0.00	0.00	109.14	272.99
30/06/2022	Closing Balance	0.00	0.00	0.00	272.99
Investment Income / Dividends / Shares in Listed Companies / Treasury Wine Estates Limited					
01/07/2021	Opening Balance	0.00	0.00	0.00	0.00
01/10/2021	TWE Dividend	0.00	0.00	127.03	127.03
01/04/2022	TWE Dividend	0.00	0.00	94.29	221.32
30/06/2022	Closing Balance	0.00	0.00	0.00	221.32
Investment Income / Dividends / Shares in Listed Companies / Wesfarmers Limited					
01/07/2021	Opening Balance	0.00	0.00	0.00	0.00
07/10/2021	WES Dividend	0.00	0.00	317.57	317.57
30/03/2022	WES Dividend	0.00	0.00	264.00	581.57
30/06/2022	Closing Balance	0.00	0.00	0.00	581.57

Date	Description	Quantity	Debits	Credits	Balance
Investment Income / Dividends / Shares in Listed Companies / Westpac Banking Corporation					
01/07/2021	Opening Balance	0.00	0.00	0.00	0.00
21/12/2021	WBC Dividend	0.00	0.00	695.14	695.14
24/06/2022	WBC AUD 0.61 FRANKED, 30% CTR, DRP NIL DISC	0.00	0.00	428.74	1,123.88
30/06/2022	Closing Balance	0.00	0.00	0.00	1,123.88
Investment Income / Dividends / Shares in Listed Companies / Wisetech Global Limited					
01/07/2021	Opening Balance	0.00	0.00	0.00	0.00
08/10/2021	wtc Dividend	0.00	0.00	10.83	10.83
08/04/2022	WTC Dividend	0.00	0.00	7.87	18.70
30/06/2022	Closing Balance	0.00	0.00	0.00	18.70
Investment Income / Dividends / Shares in Listed Companies / Woodside Petroleum Ltd					
01/07/2021	Opening Balance	0.00	0.00	0.00	0.00
24/09/2021	WPL Dividend	0.00	0.00	59.79	59.79
23/03/2022	WPL Dividend	0.00	0.00	365.40	425.19
30/06/2022	Closing Balance	0.00	0.00	0.00	425.19
Investment Income / Dividends / Shares in Listed Companies / Woolworths Group Limited					
01/07/2021	Opening Balance	0.00	0.00	0.00	0.00
08/10/2021	WOW Dividend	0.00	0.00	191.71	191.71
13/04/2022	WOW Dividend	0.00	0.00	142.07	333.78

Date	Description	Quantity	Debits	Credits	Balance
30/06/2022	Closing Balance	0.00	0.00	0.00	333.78
Investment Income / Foreign Income / Foreign Dividend / Shares in Listed Companies - Foreign / 3M Co					
01/07/2021	Opening Balance	0.00	0.00	0.00	0.00
13/09/2021	MMM Dividend	0.00	0.00	34.14	34.14
13/12/2021	MMM Dividend	0.00	0.00	34.95	69.09
15/03/2022	MMM Dividend	0.00	0.00	35.14	104.23
14/06/2022	MMM Dividend (Pay Ref 1331048373)	0.00	0.00	36.12	140.35
30/06/2022	Closing Balance	0.00	0.00	0.00	140.35
Investment Income / Foreign Income / Foreign Dividend / Shares in Listed Companies - Foreign / ABB Ltd.					
01/07/2021	Opening Balance	0.00	0.00	0.00	0.00
30/03/2022	ABBN Dividend	0.00	0.00	99.58	99.58
30/06/2022	Closing Balance	0.00	0.00	0.00	99.58
Investment Income / Foreign Income / Foreign Dividend / Shares in Listed Companies - Foreign / Activision Blizzard Inc					
01/07/2021	Opening Balance	0.00	0.00	0.00	0.00
09/05/2022	ATVI Dividend	0.00	0.00	17.17	17.17
30/06/2022	Closing Balance	0.00	0.00	0.00	17.17
Investment Income / Foreign Income / Foreign Dividend / Shares in Listed Companies - Foreign / Amada Holdings Co.Ltd					
01/07/2021	Opening Balance	0.00	0.00	0.00	0.00
07/12/2021	6113 Dividend	0.00	0.00	42.97	42.97
29/06/2022	6113 Dividend (Pay Ref 1331280789)	0.00	0.00	28.54	71.51

Date	Description	Quantity	Debits	Credits	Balance
30/06/2022	Closing Balance	0.00	0.00	0.00	71.51
Investment Income / Foreign Income / Foreign Dividend / Shares in Listed Companies - Foreign / Amgen Inc					
01/07/2021	Opening Balance	0.00	0.00	0.00	0.00
08/09/2021	AMGN Dividend	0.00	0.00	26.21	26.21
30/06/2022	Closing Balance	0.00	0.00	0.00	26.21
Investment Income / Foreign Income / Foreign Dividend / Shares in Listed Companies - Foreign / Apple Inc					
01/07/2021	Opening Balance	0.00	0.00	0.00	0.00
12/08/2021	AAPL Dividend	0.00	0.00	19.99	19.99
15/11/2021	AAPL Dividend	0.00	0.00	20.07	40.06
11/02/2022	AAPL Dividend	0.00	0.00	14.48	54.54
17/05/2022	AAPL Dividend	0.00	0.00	13.89	68.43
30/06/2022	Closing Balance	0.00	0.00	0.00	68.43
Investment Income / Foreign Income / Foreign Dividend / Shares in Listed Companies - Foreign / Applied Materials Inc					
01/07/2021	Opening Balance	0.00	0.00	0.00	0.00
16/09/2021	AMAT Dividend	0.00	0.00	9.79	9.79
16/12/2021	AMAT Dividend	0.00	0.00	9.98	19.77
16/03/2022	AMAT Dividend	0.00	0.00	6.28	26.05
16/06/2022	AMAT 37.1482C	0.00	0.00	7.01	33.06
30/06/2022	Closing Balance	0.00	0.00	0.00	33.06
Investment Income / Foreign Income / Foreign Dividend / Shares in Listed Companies - Foreign / Assicurazioni Generali SPA					

Date	Description	Quantity	Debits	Credits	Balance
01/07/2021	Opening Balance	0.00	0.00	0.00	0.00
27/05/2022	G Dividend	0.00	0.00	211.42	211.42
30/06/2022	Closing Balance	0.00	0.00	0.00	211.42
Investment Income / Foreign Income / Foreign Dividend / Shares in Listed Companies - Foreign / Astellas Pharma Inc					
01/07/2021	Opening Balance	0.00	0.00	0.00	0.00
01/12/2021	4503 Dividend	0.00	0.00	50.01	50.01
01/06/2022	4503 Dividend	0.00	0.00	30.83	80.84
30/06/2022	Closing Balance	0.00	0.00	0.00	80.84
Investment Income / Foreign Income / Foreign Dividend / Shares in Listed Companies - Foreign / Bristol-Myers Squibb Co					
01/07/2021	Opening Balance	0.00	0.00	0.00	0.00
02/08/2021	BMV Dividend	0.00	0.00	45.31	45.31
02/11/2021	BMV Dividend	0.00	0.00	44.38	89.69
02/02/2022	BMV Dividend	0.00	0.00	43.83	133.52
03/05/2022	BMV Dividend	0.00	0.00	32.77	166.29
30/06/2022	Closing Balance	0.00	0.00	0.00	166.29
Investment Income / Foreign Income / Foreign Dividend / Shares in Listed Companies - Foreign / CDW Corp (New)					
01/07/2021	Opening Balance	0.00	0.00	0.00	0.00
10/09/2021	CDW Dividend (Pay Ref 1331048373)	0.00	0.00	7.01	7.01
10/12/2021	CDW Dividend	0.00	0.00	9.02	16.03
10/03/2022	CDW Dividend	0.00	0.00	5.44	21.47

Date	Description	Quantity	Debits	Credits	Balance
10/06/2022	CDW 70.2149C	0.00	0.00	5.57	27.04
30/06/2022	Closing Balance	0.00	0.00	0.00	27.04
Investment Income / Foreign Income / Foreign Dividend / Shares in Listed Companies - Foreign / Cisco Systems Inc					
01/07/2021	Opening Balance	0.00	0.00	0.00	0.00
28/07/2021	CSCO Dividend	0.00	0.00	39.59	39.59
27/10/2021	CSCO Dividend	0.00	0.00	18.21	57.80
27/01/2022	CSCO Dividend	0.00	0.00	17.02	74.82
28/04/2022	CSCO Dividend	0.00	0.00	13.59	88.41
30/06/2022	Closing Balance	0.00	0.00	0.00	88.41
Investment Income / Foreign Income / Foreign Dividend / Shares in Listed Companies - Foreign / Citizens Financial Group Inc					
01/07/2021	Opening Balance	0.00	0.00	0.00	0.00
13/08/2021	CFG Dividend	0.00	0.00	88.03	88.03
12/11/2021	CFG Dividend	0.00	0.00	61.92	149.95
14/02/2022	CFG Dividend	0.00	0.00	73.67	223.62
18/05/2022	CFG Dividend	0.00	0.00	38.22	261.84
30/06/2022	Closing Balance	0.00	0.00	0.00	261.84
Investment Income / Foreign Income / Foreign Dividend / Shares in Listed Companies - Foreign / Cognizant Technology Solutions Corp					
01/07/2021	Opening Balance	0.00	0.00	0.00	0.00
31/08/2021	CTSH Dividend	0.00	0.00	15.70	15.70
30/11/2021	CTSH Dividend	0.00	0.00	16.26	31.96

Date	Description	Quantity	Debits	Credits	Balance
01/03/2022	CTSH Dividend	0.00	0.00	11.08	43.04
31/05/2022	CTSH Dividend	0.00	0.00	13.82	56.86
30/06/2022	Closing Balance	0.00	0.00	0.00	56.86
Investment Income / Foreign Income / Foreign Dividend / Shares in Listed Companies - Foreign / DBS Group Holdings Ltd					
01/07/2021	Opening Balance	0.00	0.00	0.00	0.00
26/08/2021	D05 Dividend	0.00	0.00	86.53	86.53
26/11/2021	D05 Dividend	0.00	0.00	65.00	151.53
22/04/2022	D05 Dividend	0.00	0.00	58.51	210.04
25/05/2022	D05 Dividend	0.00	0.00	59.76	269.80
30/06/2022	Closing Balance	0.00	0.00	0.00	269.80
Investment Income / Foreign Income / Foreign Dividend / Shares in Listed Companies - Foreign / Direct Line Insurance Group PLC					
01/07/2021	Opening Balance	0.00	0.00	0.00	0.00
03/09/2021	DLG Dividend	0.00	0.00	53.50	53.50
30/06/2022	Closing Balance	0.00	0.00	0.00	53.50
Investment Income / Foreign Income / Foreign Dividend / Shares in Listed Companies - Foreign / eBay Inc					
01/07/2021	Opening Balance	0.00	0.00	0.00	0.00
17/09/2021	EBAY Dividend	0.00	0.00	14.71	14.71
17/12/2021	EBAY Dividend	0.00	0.00	15.15	29.86
18/03/2022	EBAY Dividend	0.00	0.00	15.19	45.05
17/06/2022	EBAY 31.3748C	0.00	0.00	14.11	59.16

Date	Description	Quantity	Debits	Credits	Balance
30/06/2022	Closing Balance	0.00	0.00	0.00	59.16
Investment Income / Foreign Income / Foreign Dividend / Shares in Listed Companies - Foreign / EDP-Energias de Portugal SA					
01/07/2021	Opening Balance	0.00	0.00	0.00	0.00
28/04/2022	EDP Dividend	0.00	0.00	144.49	144.49
30/06/2022	Closing Balance	0.00	0.00	0.00	144.49
Investment Income / Foreign Income / Foreign Dividend / Shares in Listed Companies - Foreign / Endesa SA					
01/07/2021	Opening Balance	0.00	0.00	0.00	0.00
01/07/2021	ELE Dividend	0.00	0.00	240.40	240.40
07/09/2021	ELE Tax Reclaim	0.00	0.00	9.75	250.15
04/01/2022	ELE Dividend	0.00	0.00	79.68	329.83
15/06/2022	ELE Dividend - Tax Reclaim	0.00	0.00	5.43	335.26
15/06/2022	ELE Dividend - Tax Reclaim	0.00	0.00	7.66	342.92
30/06/2022	Closing Balance	0.00	0.00	0.00	342.92
Investment Income / Foreign Income / Foreign Dividend / Shares in Listed Companies - Foreign / ENGIE SA					
01/07/2021	Opening Balance	0.00	0.00	0.00	0.00
27/04/2022	ENGI Dividend	0.00	0.00	180.06	180.06
30/06/2022	Closing Balance	0.00	0.00	0.00	180.06
Investment Income / Foreign Income / Foreign Dividend / Shares in Listed Companies - Foreign / Hitachi Ltd					
01/07/2021	Opening Balance	0.00	0.00	0.00	0.00
29/11/2021	6501 Dividend	0.00	0.00	80.27	80.27

Date	Description	Quantity	Debits	Credits	Balance
02/06/2022	6501 Dividend	0.00	0.00	46.60	126.87
30/06/2022	Closing Balance	0.00	0.00	0.00	126.87
Investment Income / Foreign Income / Foreign Dividend / Shares in Listed Companies - Foreign / HOYA CORP					
01/07/2021	Opening Balance	0.00	0.00	0.00	0.00
30/11/2021	7741 Dividend	0.00	0.00	5.50	5.50
01/06/2022	7741 Dividend	0.00	0.00	5.64	11.14
30/06/2022	Closing Balance	0.00	0.00	0.00	11.14
Investment Income / Foreign Income / Foreign Dividend / Shares in Listed Companies - Foreign / Illinois Tool Works Inc					
01/07/2021	Opening Balance	0.00	0.00	0.00	0.00
15/07/2021	ITW Dividend	0.00	0.00	29.49	29.49
14/10/2021	ITW Dividend	0.00	0.00	31.99	61.48
17/01/2022	ITW Dividend	0.00	0.00	30.15	91.63
14/04/2022	ITW Dividend	0.00	0.00	24.23	115.86
30/06/2022	Closing Balance	0.00	0.00	0.00	115.86
Investment Income / Foreign Income / Foreign Dividend / Shares in Listed Companies - Foreign / Intel Corp					
01/07/2021	Opening Balance	0.00	0.00	0.00	0.00
01/09/2021	INTC Dividend	0.00	0.00	37.72	37.72
01/12/2021	INTC Dividend	0.00	0.00	20.52	58.24
01/03/2022	INTC Dividend	0.00	0.00	12.50	70.74
30/06/2022	Closing Balance	0.00	0.00	0.00	70.74

Date	Description	Quantity	Debits	Credits	Balance
Investment Income / Foreign Income / Foreign Dividend / Shares in Listed Companies - Foreign / Intertek Group PLC					
01/07/2021	Opening Balance	0.00	0.00	0.00	0.00
07/10/2021	ITRK Dividend	0.00	0.00	21.65	21.65
17/06/2022	ITRK 125.4380C	0.00	0.00	26.40	48.05
30/06/2022	Closing Balance	0.00	0.00	0.00	48.05
Investment Income / Foreign Income / Foreign Dividend / Shares in Listed Companies - Foreign / JM Smucker Co					
01/07/2021	Opening Balance	0.00	0.00	0.00	0.00
01/09/2021	SJM Dividend	0.00	0.00	56.59	56.59
01/12/2021	SJM Dividend	0.00	0.00	55.72	112.31
02/03/2022	SJM Dividend	0.00	0.00	36.72	149.03
02/06/2022	SJM Dividend	0.00	0.00	44.83	193.86
30/06/2022	Closing Balance	0.00	0.00	0.00	193.86
Investment Income / Foreign Income / Foreign Dividend / Shares in Listed Companies - Foreign / Johnson & Johnson					
01/07/2021	Opening Balance	0.00	0.00	0.00	0.00
07/09/2021	JNJ Dividend	0.00	0.00	48.23	48.23
07/12/2021	JNJ Dividend	0.00	0.00	36.94	85.17
08/03/2022	JNJ Dividend	0.00	0.00	23.14	108.31
07/06/2022	JNJ 157.4474C	0.00	0.00	29.76	138.07
30/06/2022	Closing Balance	0.00	0.00	0.00	138.07
Investment Income / Foreign Income / Foreign Dividend / Shares in Listed Companies - Foreign / JPMorgan Chase & Co					

Date	Description	Quantity	Debits	Credits	Balance
01/07/2021	Opening Balance	0.00	0.00	0.00	0.00
02/08/2021	JPM Dividend	0.00	0.00	43.92	43.92
01/11/2021	JPM Dividend	0.00	0.00	31.92	75.84
31/01/2022	JPM Dividend	0.00	0.00	31.04	106.88
02/05/2022	JPM Dividend	0.00	0.00	27.22	134.10
30/06/2022	Closing Balance	0.00	0.00	0.00	134.10
Investment Income / Foreign Income / Foreign Dividend / Shares in Listed Companies - Foreign / KDDI CORP					
01/07/2021	Opening Balance	0.00	0.00	0.00	0.00
01/12/2021	9433 Dividend	0.00	0.00	147.28	147.28
23/06/2022	9433 Dividend (Pay Ref 1331048373)	0.00	0.00	95.72	243.00
30/06/2022	Closing Balance	0.00	0.00	0.00	243.00
Investment Income / Foreign Income / Foreign Dividend / Shares in Listed Companies - Foreign / Kimberly-Clark Corp					
01/07/2021	Opening Balance	0.00	0.00	0.00	0.00
02/07/2021	KMB Dividend	0.00	0.00	62.63	62.63
30/06/2022	Closing Balance	0.00	0.00	0.00	62.63
Investment Income / Foreign Income / Foreign Dividend / Shares in Listed Companies - Foreign / Kirin Holdings Co., Ltd.					
01/07/2021	Opening Balance	0.00	0.00	0.00	0.00
03/09/2021	2503 Dividend	0.00	0.00	26.89	26.89
30/06/2022	Closing Balance	0.00	0.00	0.00	26.89
Investment Income / Foreign Income / Foreign Dividend / Shares in Listed Companies - Foreign / Koninklijke Ahold Delhaize N.V.					

Date	Description	Quantity	Debits	Credits	Balance
01/07/2021	Opening Balance	0.00	0.00	0.00	0.00
02/09/2021	AD Dividend	0.00	0.00	114.52	114.52
28/04/2022	AD Dividend	0.00	0.00	103.30	217.82
30/06/2022	Closing Balance	0.00	0.00	0.00	217.82
Investment Income / Foreign Income / Foreign Dividend / Shares in Listed Companies - Foreign / L3Harris Technologies Inc					
01/07/2021	Opening Balance	0.00	0.00	0.00	0.00
25/03/2022	LHX Dividend	0.00	0.00	14.96	14.96
17/06/2022	LHX 159.7262C	0.00	0.00	16.08	31.04
30/06/2022	Closing Balance	0.00	0.00	0.00	31.04
Investment Income / Foreign Income / Foreign Dividend / Shares in Listed Companies - Foreign / Merck & Co Inc					
01/07/2021	Opening Balance	0.00	0.00	0.00	0.00
07/07/2021	MRK Dividend	0.00	0.00	48.97	48.97
07/10/2021	MRK Dividend	0.00	0.00	50.40	99.37
07/01/2022	MRK Dividend	0.00	0.00	48.52	147.89
08/04/2022	MRK Dividend	0.00	0.00	27.43	175.32
30/06/2022	Closing Balance	0.00	0.00	0.00	175.32
Investment Income / Foreign Income / Foreign Dividend / Shares in Listed Companies - Foreign / Michelin (CGDE)-B - Registered Shares					
01/07/2021	Opening Balance	0.00	0.00	0.00	0.00
19/05/2022	ML Dividend	0.00	0.00	114.88	114.88
30/06/2022	Closing Balance	0.00	0.00	0.00	114.88

Date	Description	Quantity	Debits	Credits	Balance
Investment Income / Foreign Income / Foreign Dividend / Shares in Listed Companies - Foreign / Microsoft Corp					
01/07/2021	Opening Balance	0.00	0.00	0.00	0.00
09/09/2021	MSFT Dividend	0.00	0.00	55.30	55.30
09/12/2021	MSFT Dividend	0.00	0.00	54.62	109.92
10/03/2022	MSFT Dividend	0.00	0.00	35.43	145.35
09/06/2022	MSFT Dividend (Pay Ref 1331048373)	0.00	0.00	41.52	186.87
30/06/2022	Closing Balance	0.00	0.00	0.00	186.87
Investment Income / Foreign Income / Foreign Dividend / Shares in Listed Companies - Foreign / Moncler SPA					
01/07/2021	Opening Balance	0.00	0.00	0.00	0.00
07/06/2022	MONC Dividend (Pay Ref 1331048373)	0.00	0.00	19.12	19.12
30/06/2022	Closing Balance	0.00	0.00	0.00	19.12
Investment Income / Foreign Income / Foreign Dividend / Shares in Listed Companies - Foreign / NetApp Inc					
01/07/2021	Opening Balance	0.00	0.00	0.00	0.00
28/07/2021	NTAP Dividend	0.00	0.00	44.07	44.07
27/10/2021	NTAP Dividend	0.00	0.00	43.12	87.19
27/01/2022	NTAP Dividend	0.00	0.00	38.96	126.15
28/04/2022	NTAP Dividend	0.00	0.00	26.22	152.37
30/06/2022	Closing Balance	0.00	0.00	0.00	152.37
Investment Income / Foreign Income / Foreign Dividend / Shares in Listed Companies - Foreign / Newmont Mining Corp					
01/07/2021	Opening Balance	0.00	0.00	0.00	0.00

Date	Description	Quantity	Debits	Credits	Balance
23/09/2021	NEM Dividend	0.00	0.00	21.93	21.93
29/12/2021	NEM Dividend	0.00	0.00	23.21	45.14
25/03/2022	NEM Dividend	0.00	0.00	14.71	59.85
16/06/2022	NEM Dividend (Pay Ref 1331048373)	0.00	0.00	11.25	71.10
30/06/2022	Closing Balance	0.00	0.00	0.00	71.10
Investment Income / Foreign Income / Foreign Dividend / Shares in Listed Companies - Foreign / Nintendo Co Ltd					
01/07/2021	Opening Balance	0.00	0.00	0.00	0.00
01/12/2021	7974 Dividend	0.00	0.00	83.90	83.90
30/06/2022	7974 Dividend (Pay Ref 1331181472)	0.00	0.00	113.34	197.24
30/06/2022	Closing Balance	0.00	0.00	0.00	197.24
Investment Income / Foreign Income / Foreign Dividend / Shares in Listed Companies - Foreign / Novo Nordisk - Ordinary Shares - Class B					
01/07/2021	Opening Balance	0.00	0.00	0.00	0.00
18/08/2021	NOVO B Dividend	0.00	0.00	57.59	57.59
29/03/2022	NOVO B Dividend	0.00	0.00	69.93	127.52
30/06/2022	Closing Balance	0.00	0.00	0.00	127.52
Investment Income / Foreign Income / Foreign Dividend / Shares in Listed Companies - Foreign / Paychex Inc					
01/07/2021	Opening Balance	0.00	0.00	0.00	0.00
26/08/2021	PAYX Dividend	0.00	0.00	65.16	65.16
29/11/2021	PAYX Dividend	0.00	0.00	68.25	133.41
24/02/2022	PAYX Dividend	0.00	0.00	31.23	164.64

Date	Description	Quantity	Debits	Credits	Balance
26/05/2022	PAYX Dividend	0.00	0.00	43.02	207.66
30/06/2022	Closing Balance	0.00	0.00	0.00	207.66
Investment Income / Foreign Income / Foreign Dividend / Shares in Listed Companies - Foreign / Recordati SpA					
01/07/2021	Opening Balance	0.00	0.00	0.00	0.00
24/11/2021	REC Dividend	0.00	0.00	38.72	38.72
25/05/2022	REC Dividend	0.00	0.00	24.88	63.60
30/06/2022	Closing Balance	0.00	0.00	0.00	63.60
Investment Income / Foreign Income / Foreign Dividend / Shares in Listed Companies - Foreign / Robert Half International Inc					
01/07/2021	Opening Balance	0.00	0.00	0.00	0.00
15/09/2021	RHI Dividend	0.00	0.00	28.95	28.95
15/12/2021	RHI Dividend	0.00	0.00	28.10	57.05
15/03/2022	RHI Dividend	0.00	0.00	21.47	78.52
15/06/2022	RHI Dividend (Pay Ref 1331048373)	0.00	0.00	25.12	103.64
30/06/2022	Closing Balance	0.00	0.00	0.00	103.64
Investment Income / Foreign Income / Foreign Dividend / Shares in Listed Companies - Foreign / Roche Holding AG					
01/07/2021	Opening Balance	0.00	0.00	0.00	0.00
21/03/2022	ROG Dividend	0.00	0.00	82.80	82.80
30/06/2022	Closing Balance	0.00	0.00	0.00	82.80
Investment Income / Foreign Income / Foreign Dividend / Shares in Listed Companies - Foreign / Royal Dutch Shell PLC					
01/07/2021	Opening Balance	0.00	0.00	0.00	0.00

Date	Description	Quantity	Debits	Credits	Balance
20/09/2021	RDSB Dividend	0.00	0.00	14.39	14.39
30/06/2022	Closing Balance	0.00	0.00	0.00	14.39
Investment Income / Foreign Income / Foreign Dividend / Shares in Listed Companies - Foreign / Sanofi SA					
01/07/2021	Opening Balance	0.00	0.00	0.00	0.00
10/05/2022	Investment Income	0.00	0.00	26.80	26.80
10/05/2022	SAN Dividend	0.00	0.00	142.30	169.10
30/06/2022	Closing Balance	0.00	0.00	0.00	169.10
Investment Income / Foreign Income / Foreign Dividend / Shares in Listed Companies - Foreign / Schneider Electric SE					
01/07/2021	Opening Balance	0.00	0.00	0.00	0.00
19/05/2022	SU Dividend	0.00	0.00	78.45	78.45
30/06/2022	Closing Balance	0.00	0.00	0.00	78.45
Investment Income / Foreign Income / Foreign Dividend / Shares in Listed Companies - Foreign / SONY CORP					
01/07/2021	Opening Balance	0.00	0.00	0.00	0.00
01/12/2021	6758 Dividend	0.00	0.00	15.51	15.51
03/06/2022	6758 Dividend	0.00	0.00	11.10	26.61
30/06/2022	Closing Balance	0.00	0.00	0.00	26.61
Investment Income / Foreign Income / Foreign Dividend / Shares in Listed Companies - Foreign / Sundrug Co Ltd					
01/07/2021	Opening Balance	0.00	0.00	0.00	0.00
06/12/2021	9989 Dividend	0.00	0.00	49.58	49.58
30/06/2022	Closing Balance	0.00	0.00	0.00	49.58

Date	Description	Quantity	Debits	Credits	Balance
Investment Income / Foreign Income / Foreign Dividend / Shares in Listed Companies - Foreign / Taisei Corporation					
01/07/2021	Opening Balance	0.00	0.00	0.00	0.00
02/12/2021	1801 Dividend	0.00	0.00	20.12	20.12
29/06/2022	1801 Dividend (Pay Ref 1331280789)	0.00	0.00	17.27	37.39
30/06/2022	Closing Balance	0.00	0.00	0.00	37.39
Investment Income / Foreign Income / Foreign Dividend / Shares in Listed Companies - Foreign / Telenor ASA					
01/07/2021	Opening Balance	0.00	0.00	0.00	0.00
20/10/2021	TEL Dividend	0.00	0.00	213.12	213.12
24/05/2022	TEL Dividend	0.00	0.00	168.36	381.48
30/06/2022	Closing Balance	0.00	0.00	0.00	381.48
Investment Income / Foreign Income / Foreign Dividend / Shares in Listed Companies - Foreign / Unilever PLC					
01/07/2021	Opening Balance	0.00	0.00	0.00	0.00
08/09/2021	ULVR Dividend	0.00	0.00	77.66	77.66
01/12/2021	ULVR Dividend	0.00	0.00	76.06	153.72
23/03/2022	ULVR Dividend	0.00	0.00	46.61	200.33
16/06/2022	ULVR Dividend (Pay Ref 1331048373)	0.00	0.00	53.15	253.48
30/06/2022	Closing Balance	0.00	0.00	0.00	253.48
Investment Income / Foreign Income / Foreign Dividend / Shares in Listed Companies - Foreign / Vinci SA					
01/07/2021	Opening Balance	0.00	0.00	0.00	0.00
18/11/2021	DG Dividend	0.00	0.00	12.14	12.14

Date	Description	Quantity	Debits	Credits	Balance
28/04/2022	DG Dividend	0.00	0.00	36.68	48.82
30/06/2022	Closing Balance	0.00	0.00	0.00	48.82
Investment Income / Foreign Income / Foreign Dividend / Shares in Listed Companies - Foreign / Visa Inc - Ordinary Shares - Class A					
01/07/2021	Opening Balance	0.00	0.00	0.00	0.00
01/09/2021	V Dividend	0.00	0.00	13.07	13.07
07/12/2021	V Dividend	0.00	0.00	15.79	28.86
02/03/2022	V Dividend	0.00	0.00	9.78	38.64
07/06/2022	V Dividend (Pay Ref 1331048373)	0.00	0.00	11.91	50.55
30/06/2022	Closing Balance	0.00	0.00	0.00	50.55
Investment Income / Foreign Income / Foreign Dividend / Shares in Listed Companies - Foreign / Willis Towers Watson PLC					
01/07/2021	Opening Balance	0.00	0.00	0.00	0.00
19/01/2022	WLTW Dividend	0.00	0.00	16.55	16.55
19/04/2022	WTW Dividend	0.00	0.00	13.35	29.90
30/06/2022	Closing Balance	0.00	0.00	0.00	29.90
Investment Income / Foreign Income / Foreign Dividend / Shares in Listed Companies - Foreign / Zoetis Inc					
01/07/2021	Opening Balance	0.00	0.00	0.00	0.00
01/09/2021	ZTS Dividend	0.00	0.00	2.04	2.04
01/12/2021	ZTS Dividend	0.00	0.00	3.41	5.45
02/03/2022	ZTS Dividend	0.00	0.00	3.57	9.02
01/06/2022	ZTS Dividend	0.00	0.00	2.27	11.29

Date	Description	Quantity	Debits	Credits	Balance
30/06/2022	Closing Balance	0.00	0.00	0.00	11.29
Investment Income / Interest / Cash At Bank / Macquarie CMA					
01/07/2021	Opening Balance	0.00	0.00	0.00	0.00
30/06/2022	MACQUARIE CMA INTEREST PAID*	0.00	0.00	84.56	84.56
30/06/2022	Closing Balance	0.00	0.00	0.00	84.56
Investment Income / Interest / Cash At Bank / Praemium Cash Account					
01/07/2021	Opening Balance	0.00	0.00	0.00	0.00
01/07/2021	Monthly Interest	0.00	0.00	3.23	3.23
02/08/2021	Monthly Interest	0.00	0.00	4.92	8.15
01/09/2021	Monthly Interest	0.00	0.00	6.41	14.56
01/10/2021	Monthly Interest	0.00	0.00	9.30	23.86
01/11/2021	Monthly Interest	0.00	0.00	10.58	34.44
01/12/2021	Monthly Interest	0.00	0.00	4.51	38.95
03/01/2022	Monthly Interest	0.00	0.00	4.89	43.84
01/02/2022	Monthly Interest	0.00	0.00	3.97	47.81
01/03/2022	Monthly Interest	0.00	0.00	3.26	51.07
01/04/2022	Monthly Interest	0.00	0.00	4.51	55.58
02/05/2022	Monthly Interest	0.00	0.00	3.94	59.52
01/06/2022	Monthly Interest	0.00	0.00	10.96	70.48
07/06/2022	Interest paid on closure of account	0.00	0.00	2.19	72.67

Date	Description	Quantity	Debits	Credits	Balance
30/06/2022	Closing Balance	0.00	0.00	0.00	72.67
Investment Income / Interest / Cash At Bank / Vanguard Cash Account					
01/07/2021	Opening Balance	0.00	0.00	0.00	0.00
03/08/2021	Cash Account Interest	0.00	0.00	1.66	1.66
02/09/2021	Cash Account Interest	0.00	0.00	0.13	1.79
02/10/2021	Cash Account Interest	0.00	0.00	0.13	1.92
02/11/2021	Cash Account Interest	0.00	0.00	0.01	1.93
02/11/2021	Cash Account Interest	0.00	0.00	0.13	2.06
02/12/2021	Cash Account Interest	0.00	0.00	0.13	2.19
02/02/2022	Cash Account Interest	0.00	0.00	2.30	4.49
02/03/2022	Cash Account Interest	0.00	0.00	5.37	9.86
02/04/2022	Cash Account Interest	0.00	0.00	7.54	17.40
03/05/2022	Cash Account Interest	0.00	0.00	8.50	25.90
02/06/2022	Cash Account Interest	0.00	0.00	16.17	42.07
30/06/2022	Closing Balance	0.00	0.00	0.00	42.07
Investment Income / Interest / Other Fixed Interest Securities / Australian Government Treasury Bonds - Treasury Bond 1.00% 21-11-31 Semi					
01/07/2021	Opening Balance	0.00	0.00	0.00	0.00
22/11/2021	GSBU31 Dividend	0.00	0.00	220.50	220.50
23/05/2022	GSBU31 Dividend	0.00	0.00	212.00	432.50
30/06/2022	Closing Balance	0.00	0.00	0.00	432.50

Date	Description	Quantity	Debits	Credits	Balance
Investment Income / Interest / Other Fixed Interest Securities / Australian Government Treasury Bonds - Treasury Bond 2.75% 21-11-28 Semi					
01/07/2021	Opening Balance	0.00	0.00	0.00	0.00
22/11/2021	GSBU28 Dividend	0.00	0.00	96.24	96.24
23/05/2022	GSBU28 Dividend	0.00	0.00	92.12	188.36
30/06/2022	Closing Balance	0.00	0.00	0.00	188.36
Investment Income / Interest / Other Fixed Interest Securities / Australian Government Treasury Bonds - Treasury Bond 3.25% 21-04-25 Semi					
01/07/2021	Opening Balance	0.00	0.00	0.00	0.00
21/10/2021	GSBG25 Dividend	0.00	0.00	326.62	326.62
21/04/2022	GSBG25 Dividend	0.00	0.00	297.37	623.99
30/06/2022	Closing Balance	0.00	0.00	0.00	623.99
Investment Income / Interest / Other Fixed Interest Securities / Australian Government Treasury Bonds - Treasury Bond 3.25% 21-04-29 Semi					
01/07/2021	Opening Balance	0.00	0.00	0.00	0.00
21/10/2021	GSBG29 Dividend	0.00	0.00	230.74	230.74
21/04/2022	GSBG29 Dividend	0.00	0.00	214.49	445.23
30/06/2022	Closing Balance	0.00	0.00	0.00	445.23
Investment Income / Interest / Other Fixed Interest Securities / Australian Government Treasury Bonds - Treasury Bond 3.75% 21-04-37 Semi					
01/07/2021	Opening Balance	0.00	0.00	0.00	0.00
21/10/2021	GSBG37 Dividend	0.00	0.00	106.87	106.87
21/04/2022	GSBG37 Dividend	0.00	0.00	688.12	794.99
30/06/2022	Closing Balance	0.00	0.00	0.00	794.99

Date	Description	Quantity	Debits	Credits	Balance
Investment Income / Interest / Other Fixed Interest Securities / Australian Government Treasury Bonds - Treasury Bond 4.50% 21-04-33 Semi					
01/07/2021	Opening Balance	0.00	0.00	0.00	0.00
21/10/2021	GDBG33 Dividend	0.00	0.00	369.00	369.00
21/04/2022	GDBG33 Dividend	0.00	0.00	780.75	1,149.75
30/06/2022	Closing Balance	0.00	0.00	0.00	1,149.75
Investment Income / Interest / Other Fixed Interest Securities / Australian Government Treasury Bonds - Treasury Bond 5.75% 15-07-22 Semi					
01/07/2021	Opening Balance	0.00	0.00	0.00	0.00
15/07/2021	GDBM22 Dividend	0.00	0.00	94.87	94.87
17/01/2022	GDBM22 Dividend	0.00	0.00	86.24	181.11
30/06/2022	Closing Balance	0.00	0.00	0.00	181.11
Investment Income / Interest / Other Fixed Interest Securities / Australian Government Treasury Indexed Bonds - Treas Indexed Bond Cpi+1.25% 21-02-22 Qly					
01/07/2021	Opening Balance	0.00	0.00	0.00	0.00
23/08/2021	GSIC22 Dividend	0.00	0.00	13.29	13.29
22/11/2021	GSIC22 Dividend	0.00	0.00	13.38	26.67
21/02/2022	GSIC22 Dividend	0.00	0.00	13.48	40.15
30/06/2022	Closing Balance	0.00	0.00	0.00	40.15
Investment Income / Interest / Other Fixed Interest Securities / Australian Government Treasury Indexed Bonds - Treas Indexed Bond Cpi+2.50% 20-09-30 Qly					
01/07/2021	Opening Balance	0.00	0.00	0.00	0.00
20/09/2021	GSIQ30 Dividend	0.00	0.00	22.50	22.50
20/12/2021	GSIQ30 Dividend	0.00	0.00	20.31	42.81

Date	Description	Quantity	Debits	Credits	Balance
21/03/2022	GSIQ30 Dividend	0.00	0.00	18.89	61.70
30/06/2022	Closing Balance	0.00	0.00	0.00	61.70
Investment Income / Interest / Other Fixed Interest Securities / Australian Government Treasury Indexed Bonds - Treas Indexed Bond Cpi+3.00% 20-09-25 Qly					
01/07/2021	Opening Balance	0.00	0.00	0.00	0.00
20/09/2021	GSIQ25 Dividend	0.00	0.00	27.67	27.67
20/12/2021	GSIQ25 Dividend	0.00	0.00	22.10	49.77
21/03/2022	GSIQ25 Dividend	0.00	0.00	22.26	72.03
30/06/2022	Closing Balance	0.00	0.00	0.00	72.03
Member Payments / Pensions Paid / Mr Ian Woodhill / Account Based Pension (100% Tax Free)					
01/07/2021	Opening Balance	0.00	0.00	0.00	0.00
09/07/2021	Pension Drawdown - Gross	0.00	1,550.00	0.00	1,550.00
10/08/2021	Pension Drawdown - Gross	0.00	1,550.00	0.00	3,100.00
10/09/2021	Pension Drawdown - Gross	0.00	1,550.00	0.00	4,650.00
08/10/2021	Pension Drawdown - Gross	0.00	1,550.00	0.00	6,200.00
10/11/2021	Pension Drawdown - Gross	0.00	1,550.00	0.00	7,750.00
10/12/2021	Pension Drawdown - Gross	0.00	1,550.00	0.00	9,300.00
10/01/2022	Pension Drawdown - Gross	0.00	1,550.00	0.00	10,850.00
10/02/2022	Pension Drawdown - Gross	0.00	1,550.00	0.00	12,400.00
10/03/2022	Pension Drawdown - Gross	0.00	1,550.00	0.00	13,950.00
08/04/2022	Pension Drawdown - Gross	0.00	1,550.00	0.00	15,500.00

Date	Description	Quantity	Debits	Credits	Balance
10/05/2022	Pension Drawdown - Gross	0.00	1,550.00	0.00	17,050.00
10/06/2022	Pension Drawdown - Gross	0.00	1,467.00	0.00	18,517.00
30/06/2022	Closing Balance	0.00	0.00	0.00	18,517.00
01/07/2021	Opening Balance	0.00	0.00	0.00	0.00
09/07/2021	Pension Drawdown - Net	0.00	0.00	1,550.00	1,550.00
09/07/2021	Pension Drawdown - Paid	0.00	1,550.00	0.00	0.00
10/08/2021	Pension Drawdown - Net	0.00	0.00	1,550.00	1,550.00
10/08/2021	Pension Drawdown - Paid	0.00	1,550.00	0.00	0.00
10/09/2021	Pension Drawdown - Net	0.00	0.00	1,550.00	1,550.00
10/09/2021	Pension Drawdown - Paid	0.00	1,550.00	0.00	0.00
08/10/2021	Pension Drawdown - Net	0.00	0.00	1,550.00	1,550.00
08/10/2021	Pension Drawdown - Paid	0.00	1,550.00	0.00	0.00
10/11/2021	Pension Drawdown - Net	0.00	0.00	1,550.00	1,550.00
10/11/2021	Pension Drawdown - Paid	0.00	1,550.00	0.00	0.00
10/12/2021	Pension Drawdown - Net	0.00	0.00	1,550.00	1,550.00
10/12/2021	Pension Drawdown - Paid	0.00	1,550.00	0.00	0.00
10/01/2022	Pension Drawdown - Net	0.00	0.00	1,550.00	1,550.00
10/01/2022	Pension Drawdown - Paid	0.00	1,550.00	0.00	0.00
10/02/2022	Pension Drawdown - Net	0.00	0.00	1,550.00	1,550.00
10/02/2022	Pension Drawdown - Paid	0.00	1,550.00	0.00	0.00

Date	Description	Quantity	Debits	Credits	Balance
10/03/2022	Pension Drawdown - Net	0.00	0.00	1,550.00	1,550.00
10/03/2022	Pension Drawdown - Paid	0.00	1,550.00	0.00	0.00
08/04/2022	Pension Drawdown - Net	0.00	0.00	1,550.00	1,550.00
08/04/2022	Pension Drawdown - Paid	0.00	1,550.00	0.00	0.00
10/05/2022	Pension Drawdown - Net	0.00	0.00	1,550.00	1,550.00
10/05/2022	Pension Drawdown - Paid	0.00	1,550.00	0.00	0.00
10/06/2022	Pension Drawdown - Net	0.00	0.00	1,467.00	1,467.00
10/06/2022	Pension Drawdown - Paid	0.00	1,467.00	0.00	0.00
30/06/2022	Closing Balance	0.00	0.00	0.00	0.00
Member Payments / Pensions Paid / Ms Susan Woodwill / Account Based Pension (100% Tax Free)					
01/07/2021	Opening Balance	0.00	0.00	0.00	0.00
09/07/2021	Pension Drawdown - Gross	0.00	660.00	0.00	660.00
10/08/2021	Pension Drawdown - Gross	0.00	660.00	0.00	1,320.00
10/09/2021	Pension Drawdown - Gross	0.00	660.00	0.00	1,980.00
08/10/2021	Pension Drawdown - Gross	0.00	660.00	0.00	2,640.00
10/11/2021	Pension Drawdown - Gross	0.00	660.00	0.00	3,300.00
10/12/2021	Pension Drawdown - Gross	0.00	660.00	0.00	3,960.00
10/01/2022	Pension Drawdown - Gross	0.00	660.00	0.00	4,620.00
10/02/2022	Pension Drawdown - Gross	0.00	660.00	0.00	5,280.00
10/03/2022	Pension Drawdown - Gross	0.00	660.00	0.00	5,940.00

Date	Description	Quantity	Debits	Credits	Balance
08/04/2022	Pension Drawdown - Gross	0.00	660.00	0.00	6,600.00
10/05/2022	Pension Drawdown - Gross	0.00	660.00	0.00	7,260.00
10/06/2022	Pension Drawdown - Gross	0.00	743.00	0.00	8,003.00
30/06/2022	Closing Balance	0.00	0.00	0.00	8,003.00
01/07/2021	Opening Balance	0.00	0.00	0.00	0.00
09/07/2021	Pension Drawdown - Net	0.00	0.00	660.00	660.00
09/07/2021	Pension Drawdown - Paid	0.00	660.00	0.00	0.00
10/08/2021	Pension Drawdown - Net	0.00	0.00	660.00	660.00
10/08/2021	Pension Drawdown - Paid	0.00	660.00	0.00	0.00
10/09/2021	Pension Drawdown - Net	0.00	0.00	660.00	660.00
10/09/2021	Pension Drawdown - Paid	0.00	660.00	0.00	0.00
08/10/2021	Pension Drawdown - Net	0.00	0.00	660.00	660.00
08/10/2021	Pension Drawdown - Paid	0.00	660.00	0.00	0.00
10/11/2021	Pension Drawdown - Net	0.00	0.00	660.00	660.00
10/11/2021	Pension Drawdown - Paid	0.00	660.00	0.00	0.00
10/12/2021	Pension Drawdown - Net	0.00	0.00	660.00	660.00
10/12/2021	Pension Drawdown - Paid	0.00	660.00	0.00	0.00
10/01/2022	Pension Drawdown - Net	0.00	0.00	660.00	660.00
10/01/2022	Pension Drawdown - Paid	0.00	660.00	0.00	0.00
10/02/2022	Pension Drawdown - Net	0.00	0.00	660.00	660.00

Date	Description	Quantity	Debits	Credits	Balance
10/02/2022	Pension Drawdown - Paid	0.00	660.00	0.00	0.00
10/03/2022	Pension Drawdown - Net	0.00	0.00	660.00	660.00
10/03/2022	Pension Drawdown - Paid	0.00	660.00	0.00	0.00
08/04/2022	Pension Drawdown - Net	0.00	0.00	660.00	660.00
08/04/2022	Pension Drawdown - Paid	0.00	660.00	0.00	0.00
10/05/2022	Pension Drawdown - Net	0.00	0.00	660.00	660.00
10/05/2022	Pension Drawdown - Paid	0.00	660.00	0.00	0.00
10/06/2022	Pension Drawdown - Net	0.00	0.00	743.00	743.00
10/06/2022	Pension Drawdown - Paid	0.00	743.00	0.00	0.00
30/06/2022	Closing Balance	0.00	0.00	0.00	0.00
Other Expenses / Accountancy Fee					
01/07/2021	Opening Balance	0.00	0.00	0.00	0.00
31/12/2021	TRANSACT FUNDS TFR TO AMBRISH BHARDWAJ	0.00	660.00	0.00	660.00
30/06/2022	Closing Balance	0.00	0.00	0.00	660.00
Other Expenses / Auditor Fee					
01/07/2021	Opening Balance	0.00	0.00	0.00	0.00
31/12/2021	TRANSACT FUNDS TFR TO ALBERT NG	0.00	440.00	0.00	440.00
30/06/2022	Closing Balance	0.00	0.00	0.00	440.00
Other Expenses / Bank Fees / Cash At Bank / Vanguard Cash Account					

Date	Description	Quantity	Debits	Credits	Balance
01/07/2021	Opening Balance	0.00	0.00	0.00	0.00
02/07/2021	Account Fee	0.00	7.97	0.00	7.97
02/07/2021	Account Fee	0.00	31.10	0.00	39.07
30/06/2022	Closing Balance	0.00	0.00	0.00	39.07
Other Expenses / Fund Administration Fee					
01/07/2021	Opening Balance	0.00	0.00	0.00	0.00
07/04/2022	SUPERCENTRAL SUPERCENT 00175396	0.00	137.50	0.00	137.50
30/06/2022	Closing Balance	0.00	0.00	0.00	137.50
Other Expenses / Investment Management Fee					
01/07/2021	Opening Balance	0.00	0.00	0.00	0.00
07/07/2021	Non advice Fees for the month ended 30 Jun 2021	0.00	677.67	0.00	677.67
09/08/2021	Non advice Fees for the month ended 31 Jul 2021	0.00	709.60	0.00	1,387.27
07/09/2021	Non advice Fees for the month ended 31 Aug 2021	0.00	726.72	0.00	2,113.99
07/10/2021	Non advice Fees for the month ended 30 Sep 2021	0.00	714.42	0.00	2,828.41
09/11/2021	Non advice Fees for the month ended 31 Oct 2021	0.00	722.57	0.00	3,550.98
09/12/2021	Non advice Fees for the month ended 30 Nov 2021	0.00	712.38	0.00	4,263.36
11/01/2022	Non advice Fees for the month ended 31 Dec 2021	0.00	695.36	0.00	4,958.72

Date	Description	Quantity	Debits	Credits	Balance
08/02/2022	Non advice Fees for the month ended 31 Jan 2022	0.00	686.25	0.00	5,644.97
09/03/2022	"Non advice Fees for the month ended 28 Feb 2022	0.00	623.26	0.00	6,268.23
08/04/2022	Non advice Fees for the month ended 31 Mar 2022	0.00	650.44	0.00	6,918.67
09/05/2022	Non advice Fees for the month ended 30 Apr 2022	0.00	634.07	0.00	7,552.74
07/06/2022	Non advice Fees charged on closure of account	0.00	130.07	0.00	7,682.81
08/06/2022	Non advice Fees for the month ended 31 May 2022	0.00	636.20	0.00	8,319.01
30/06/2022	Closing Balance	0.00	0.00	0.00	8,319.01
Other Expenses / SMSF Supervisory Levy					
01/07/2021	Opening Balance	0.00	0.00	0.00	0.00
10/01/2022	ATO ATO007000015681609	0.00	259.00	0.00	259.00
30/06/2022	Closing Balance	0.00	0.00	0.00	259.00
Investment Losses / Realised Traditional Security Losses / Other Fixed Interest Securities / Australian Government Treasury Bonds - Treasury Bond 1.00% 21-11-31 Semi					
01/07/2021	Opening Balance	0.00	0.00	0.00	0.00
30/11/2021	GGBU31 Listed Security Disposal	0.00	17.72	0.00	17.72
07/02/2022	GGBU31 Listed Security Disposal	0.00	21.17	0.00	38.89
07/06/2022	GGBU31 Listed Security Disposal	0.00	5,486.07	0.00	5,524.96
30/06/2022	Closing Balance	0.00	0.00	0.00	5,524.96

Date	Description	Quantity	Debits	Credits	Balance
Investment Losses / Realised Traditional Security Losses / Other Fixed Interest Securities / Australian Government Treasury Bonds - Treasury Bond 2.75% 21-11-28 Semi					
01/07/2021	Opening Balance	0.00	0.00	0.00	0.00
04/11/2021	GGBU28 Listed Security Disposal	0.00	34.86	0.00	34.86
01/12/2021	GGBU28 Listed Security Disposal	0.00	17.46	0.00	52.32
07/06/2022	GGBU28 Listed Security Disposal	0.00	1,146.35	0.00	1,198.67
30/06/2022	Closing Balance	0.00	0.00	0.00	1,198.67
Investment Losses / Realised Traditional Security Losses / Other Fixed Interest Securities / Australian Government Treasury Bonds - Treasury Bond 3.25% 21-04-25 Semi					
01/07/2021	Opening Balance	0.00	0.00	0.00	0.00
13/10/2021	GGBG25 Listed Security Disposal	0.00	41.19	0.00	41.19
01/12/2021	GGBG25 Listed Security Disposal	0.00	58.30	0.00	99.49
28/04/2022	GGBG25 Listed Security Disposal	0.00	1,138.84	0.00	1,238.33
07/06/2022	GGBG25 Listed Security Disposal	0.00	927.83	0.00	2,166.16
30/06/2022	Closing Balance	0.00	0.00	0.00	2,166.16
Investment Losses / Realised Traditional Security Losses / Other Fixed Interest Securities / Australian Government Treasury Bonds - Treasury Bond 3.25% 21-04-29 Semi					
01/07/2021	Opening Balance	0.00	0.00	0.00	0.00
04/11/2021	GGBG29 Listed Security Disposal	0.00	37.41	0.00	37.41
01/12/2021	GGBG29 Listed Security Disposal	0.00	34.66	0.00	72.07
07/06/2022	GGBG29 Listed Security Disposal	0.00	2,314.69	0.00	2,386.76
30/06/2022	Closing Balance	0.00	0.00	0.00	2,386.76
Investment Losses / Realised Traditional Security Losses / Other Fixed Interest Securities / Australian Government Treasury Bonds - Treasury Bond 3.75% 21-04-37 Semi					

Date	Description	Quantity	Debits	Credits	Balance
01/07/2021	Opening Balance	0.00	0.00	0.00	0.00
30/11/2021	GSBG37 Listed Security Disposal	0.00	148.53	0.00	148.53
07/02/2022	GSBG37 Listed Security Disposal	0.00	58.31	0.00	206.84
07/06/2022	GSBG37 Listed Security Disposal	0.00	7,623.42	0.00	7,830.26
30/06/2022	Closing Balance	0.00	0.00	0.00	7,830.26
Investment Losses / Realised Traditional Security Losses / Other Fixed Interest Securities / Australian Government Treasury Bonds - Treasury Bond 4.50% 21-04-33 Semi					
01/07/2021	Opening Balance	0.00	0.00	0.00	0.00
13/10/2021	GSBG33 Listed Security Disposal	0.00	53.19	0.00	53.19
30/11/2021	GSBG33 Listed Security Disposal	0.00	88.17	0.00	141.36
07/02/2022	GSBG33 Listed Security Disposal	0.00	42.29	0.00	183.65
07/06/2022	GSBG33 Listed Security Disposal	0.00	7,586.93	0.00	7,770.58
30/06/2022	Closing Balance	0.00	0.00	0.00	7,770.58
Investment Losses / Realised Traditional Security Losses / Other Fixed Interest Securities / Australian Government Treasury Bonds - Treasury Bond 5.75% 15-07-22 Semi					
01/07/2021	Opening Balance	0.00	0.00	0.00	0.00
01/12/2021	GSBM22 Listed Security Disposal	0.00	9.62	0.00	9.62
07/06/2022	GSBM22 Listed Security Disposal	0.00	175.65	0.00	185.27
30/06/2022	Closing Balance	0.00	0.00	0.00	185.27
Investment Losses / Realised Traditional Security Losses / Other Fixed Interest Securities / Australian Government Treasury Indexed Bonds - Treas Indexed Bond Cpi+1.25% 21-02-22 Qly					
01/07/2021	Opening Balance	0.00	0.00	0.00	0.00

Date	Description	Quantity	Debits	Credits	Balance
21/02/2022	GSIC22 Listed Security Disposal	0.00	0.00	1.75	1.75
30/06/2022	Closing Balance	0.00	0.00	0.00	1.75
Investment Losses / Realised Traditional Security Losses / Other Fixed Interest Securities / Australian Government Treasury Indexed Bonds - Treas Indexed Bond Cpi+2.50% 20-09-30 Qly					
01/07/2021	Opening Balance	0.00	0.00	0.00	0.00
04/11/2021	GSIQ30 Listed Security Disposal	0.00	2.61	0.00	2.61
07/02/2022	GSIQ30 Listed Security Disposal	0.00	0.47	0.00	3.08
07/06/2022	GSIQ30 Listed Security Disposal	0.00	304.22	0.00	307.30
30/06/2022	Closing Balance	0.00	0.00	0.00	307.30
Investment Losses / Realised Traditional Security Losses / Other Fixed Interest Securities / Australian Government Treasury Indexed Bonds - Treas Indexed Bond Cpi+3.00% 20-09-25 Qly					
01/07/2021	Opening Balance	0.00	0.00	0.00	0.00
04/11/2021	GSIQ25 Listed Security Disposal	0.00	1.97	0.00	1.97
01/12/2021	GSIQ25 Listed Security Disposal	0.00	0.98	0.00	2.95
07/06/2022	GSIQ25 Listed Security Disposal	0.00	72.76	0.00	75.71
30/06/2022	Closing Balance	0.00	0.00	0.00	75.71
Income Tax Expense / Excessive Foreign Tax Credit Writeoff Expense					
01/07/2021	Opening Balance	0.00	0.00	0.00	0.00
30/06/2022	Excessive foreign tax credit written off	0.00	1,099.92	0.00	1,099.92
30/06/2022	Closing Balance	0.00	0.00	0.00	1,099.92
Prior Years Over Provision for Income Tax					

Date	Description	Quantity	Debits	Credits	Balance
01/07/2021	Opening Balance	0.00	0.00	0.00	0.00
10/01/2022	ATO ATO007000015681609	0.00	0.00	259.00	259.00
30/06/2022	Closing Balance	0.00	0.00	0.00	259.00
Investments - Vanguard Active Global Growth Fund					
01/07/2021	Opening Balance	14,589.37	0.00	0.00	21,903.02
01/07/2021	Vanguard Active Global Growth Fund	84.22	125.89	0.00	22,028.91
06/07/2021	Buy transaction of VAN0722AU	26,469.21	39,500.00	0.00	61,528.91
01/10/2021	VAN0722AU Distribution - Cash	478.84	711.80	0.00	62,240.71
01/01/2022	VAN0722AU Distribution - Cash	200.37	295.73	0.00	62,536.44
21/01/2022	Sell transaction of VAN0722AU	-14,501.16	0.00	21,758.49	40,777.95
11/03/2022	Sell transaction of VAN0722AU	-17,733.64	0.00	26,464.84	14,313.11
01/04/2022	VAN0722AU Distribution - Cash	52.67	63.92	0.00	14,377.03
30/06/2022	Market Value Adjustment	0.00	0.00	12.17	14,364.86
30/06/2022	Sell transaction of VAN0722AU	-9,639.88	0.00	14,364.86	0.00
30/06/2022	Closing Balance	0.00	0.00	0.00	0.00
Investments - Vanguard High Growth Index Fund					
01/07/2021	Opening Balance	11,528.53	0.00	0.00	21,567.57
01/07/2021	Vanguard High Growth Index Fund	406.57	734.72	0.00	22,302.29
30/09/2021	VAN0111AU Distribution - Cash	79.81	145.71	0.00	22,448.00
12/01/2022	VAN0111AU Distribution - Cash	54.42	102.74	0.00	22,550.74

Date	Description	Quantity	Debits	Credits	Balance
31/03/2022	VAN0111AU Distribution - Cash	158.13	282.96	0.00	22,833.70
30/06/2022	Sell transaction of VAN0111AU	-12,227.46	0.00	22,833.70	0.00
30/06/2022	Closing Balance	0.00	0.00	0.00	0.00
Investments - Vanguard International Shares Index Fund (Hedged)					
01/07/2021	Opening Balance	21,924.36	0.00	0.00	21,520.95
01/07/2021	Vanguard International Shares Index Fund (Hedged)	1,058.82	992.11	0.00	22,513.06
30/06/2022	Market Value Adjustment	0.00	15.35	0.00	22,528.41
30/06/2022	Sell transaction of VAN0105AU	-22,983.18	0.00	22,528.41	0.00
30/06/2022	Closing Balance	0.00	0.00	0.00	0.00
Investments - Australian Government Treasury Bonds - Treasury Bond 1.00% 21-11-31 Semi					
01/07/2021	Opening Balance	0.00	0.00	0.00	0.00
13/10/2021	GGBU31 Listed Security Acquisition	64.00	6,047.07	0.00	6,047.07
14/10/2021	GGBU31 Listed Security Acquisition	48.00	4,554.74	0.00	10,601.81
15/10/2021	GGBU31 Listed Security Acquisition	30.00	2,856.34	0.00	13,458.15
29/10/2021	GGBU31 Listed Security Acquisition	58.00	5,382.95	0.00	18,841.10
01/11/2021	GGBU31 Listed Security Acquisition	241.00	22,251.54	0.00	41,092.64
30/11/2021	GGBU31 Listed Security Disposal	-24.00	0.00	2,267.65	38,824.99
07/02/2022	GGBU31 Listed Security Disposal	-7.00	0.00	661.40	38,163.59
16/03/2022	GGBU31 Listed Security Acquisition	14.00	1,232.06	0.00	39,395.65

Date	Description	Quantity	Debits	Credits	Balance
07/06/2022	GSBU31 Listed Security Disposal	-424.00	0.00	39,395.65	0.00
30/06/2022	Closing Balance	0.00	0.00	0.00	0.00
Investments - Australian Government Treasury Bonds - Treasury Bond 2.75% 21-11-28 Semi					
01/07/2021	Opening Balance	77.00	0.00	0.00	8,242.17
04/11/2021	GSBU28 Listed Security Disposal	-7.00	0.00	794.74	7,447.43
01/12/2021	GSBU28 Listed Security Disposal	-3.00	0.00	340.60	7,106.83
07/06/2022	GSBU28 Listed Security Disposal	-67.00	0.00	7,606.83	500.00
30/06/2022	Market Value Adjustment	0.00	500.00	0.00	0.00
30/06/2022	Closing Balance	0.00	0.00	0.00	0.00
Investments - Australian Government Treasury Bonds - Treasury Bond 3.25% 21-04-25 Semi					
01/07/2021	Opening Balance	201.00	0.00	0.00	22,149.12
13/10/2021	GSBG25 Listed Security Disposal	-10.00	0.00	1,126.82	21,022.30
01/12/2021	GSBG25 Listed Security Disposal	-11.00	0.00	1,239.50	19,782.80
16/03/2022	GSBG25 Listed Security Acquisition	3.00	318.30	0.00	20,101.10
28/04/2022	GSBG25 Listed Security Disposal	-102.00	0.00	11,493.59	8,607.51
07/06/2022	GSBG25 Listed Security Disposal	-81.00	0.00	9,107.51	500.00
30/06/2022	Market Value Adjustment	0.00	500.00	0.00	0.00
30/06/2022	Closing Balance	0.00	0.00	0.00	0.00
Investments - Australian Government Treasury Bonds - Treasury Bond 3.25% 21-04-29 Semi					
01/07/2021	Opening Balance	142.00	0.00	0.00	16,147.64

Date	Description	Quantity	Debits	Credits	Balance
04/11/2021	GSBG29 Listed Security Disposal	-6.00	0.00	703.42	15,444.22
01/12/2021	GSBG29 Listed Security Disposal	-7.00	0.00	820.66	14,623.56
16/03/2022	GSBG29 Listed Security Acquisition	3.00	323.63	0.00	14,947.19
07/06/2022	GSBG29 Listed Security Disposal	-132.00	0.00	15,447.19	500.00
30/06/2022	Market Value Adjustment	0.00	500.00	0.00	0.00
30/06/2022	Closing Balance	0.00	0.00	0.00	0.00
Investments - Australian Government Treasury Bonds - Treasury Bond 3.75% 21-04-37 Semi					
01/07/2021	Opening Balance	57.00	0.00	0.00	6,918.14
27/10/2021	BUY GSBG37 @132	132.00	16,054.96	0.00	22,973.10
03/11/2021	GSBG37 Listed Security Acquisition	193.00	23,422.89	0.00	46,395.99
30/11/2021	GSBG37 Listed Security Disposal	-22.00	0.00	2,863.14	43,532.85
07/02/2022	GSBG37 Listed Security Disposal	-6.00	0.00	780.86	42,751.99
16/03/2022	GSBG37 Listed Security Acquisition	13.00	1,496.63	0.00	44,248.62
07/06/2022	GSBG37 Listed Security Disposal	-367.00	0.00	44,748.62	500.00
30/06/2022	Market Value Adjustment	0.00	500.00	0.00	0.00
30/06/2022	Closing Balance	0.00	0.00	0.00	0.00
Investments - Australian Government Treasury Bonds - Treasury Bond 4.50% 21-04-33 Semi					
01/07/2021	Opening Balance	164.00	0.00	0.00	21,354.43
13/10/2021	GSBG33 Listed Security Disposal	-11.00	0.00	1,465.85	19,888.58
03/11/2021	GSBG33 Listed Security Acquisition	208.00	26,590.89	0.00	46,479.47

Date	Description	Quantity	Debits	Credits	Balance
30/11/2021	GSBG33 Listed Security Disposal	-20.00	0.00	2,665.17	43,814.30
07/02/2022	GSBG33 Listed Security Disposal	-6.00	0.00	799.55	43,014.75
16/03/2022	GSBG33 Listed Security Acquisition	12.00	1,458.09	0.00	44,472.84
28/04/2022	GSBG33 Listed Security Acquisition	124.00	14,086.27	0.00	58,559.11
07/06/2022	GSBG33 Listed Security Disposal	-471.00	0.00	59,059.11	500.00
30/06/2022	Market Value Adjustment	0.00	500.00	0.00	0.00
30/06/2022	Closing Balance	0.00	0.00	0.00	0.00
Investments - Australian Government Treasury Bonds - Treasury Bond 5.75% 15-07-22 Semi					
01/07/2021	Opening Balance	33.00	0.00	0.00	3,081.11
01/12/2021	GSBM22 Listed Security Disposal	-3.00	0.00	325.56	2,755.55
07/06/2022	GSBM22 Listed Security Disposal	-30.00	0.00	3,255.55	500.00
30/06/2022	Market Value Adjustment	0.00	500.00	0.00	0.00
30/06/2022	Closing Balance	0.00	0.00	0.00	0.00
Investments - Australian Government Treasury Indexed Bonds - Treas Indexed Bond Cpi+1.25% 21-02-22 Qly					
01/07/2021	Opening Balance	36.00	0.00	0.00	3,784.00
21/02/2022	GSIC22 Listed Security Disposal	-36.00	0.00	4,312.49	528.49
30/06/2022	Market Value Adjustment	0.00	528.49	0.00	0.00
30/06/2022	Closing Balance	0.00	0.00	0.00	0.00
Investments - Australian Government Treasury Indexed Bonds - Treas Indexed Bond Cpi+2.50% 20-09-30 Qly					
01/07/2021	Opening Balance	29.00	0.00	0.00	4,034.73

Date	Description	Quantity	Debits	Credits	Balance
04/11/2021	GSIQ30 Listed Security Disposal	-3.00	0.00	470.88	3,563.85
07/02/2022	GSIQ30 Listed Security Disposal	-2.00	0.00	313.92	3,249.93
07/06/2022	GSIQ30 Listed Security Disposal	-24.00	0.00	3,767.05	517.12
30/06/2022	Market Value Adjustment	0.00	517.12	0.00	0.00
30/06/2022	Closing Balance	0.00	0.00	0.00	0.00
Investments - Australian Government Treasury Indexed Bonds - Treas Indexed Bond Cpi+3.00% 20-09-25 Qly					
01/07/2021	Opening Balance	29.00	0.00	0.00	3,739.77
04/11/2021	GSIQ25 Listed Security Disposal	-4.00	0.00	595.01	3,144.76
01/12/2021	GSIQ25 Listed Security Disposal	-2.00	0.00	297.50	2,847.26
07/06/2022	GSIQ25 Listed Security Disposal	-23.00	0.00	3,421.29	574.03
30/06/2022	Market Value Adjustment	0.00	574.03	0.00	0.00
30/06/2022	Closing Balance	0.00	0.00	0.00	0.00
Investments - ANZ Group Holdings Limited					
01/07/2021	Opening Balance	384.00	0.00	0.00	10,309.60
18/08/2021	ANZ Listed Security Disposal	-40.00	0.00	1,151.15	9,158.45
04/11/2021	ANZ Listed Security Disposal	-16.00	0.00	460.46	8,697.99
30/11/2021	ANZ Listed Security Disposal	-17.00	0.00	489.24	8,208.75
10/01/2022	ANZ Listed Security Acquisition	80.00	2,268.14	0.00	10,476.89
07/02/2022	ANZ Listed Security Disposal	-62.00	0.00	1,784.27	8,692.62
16/03/2022	ANZ Listed Security Acquisition	148.00	4,018.75	0.00	12,711.37

Date	Description	Quantity	Debits	Credits	Balance
07/06/2022	ANZ Listed Security Disposal	-477.00	0.00	13,452.77	741.40
30/06/2022	Market Value Adjustment	0.00	741.40	0.00	0.00
30/06/2022	Closing Balance	0.00	0.00	0.00	0.00
Investments - Aristocrat Leisure Limited					
01/07/2021	Opening Balance	665.00	0.00	0.00	16,457.50
06/08/2021	SALE ALL 55	-55.00	0.00	1,776.84	14,680.66
18/08/2021	SALE ALL 100	-100.00	0.00	3,230.61	11,450.05
13/10/2021	SALE ALL 22	-22.00	0.00	710.73	10,739.32
18/11/2021	ALLR to ALL; 25:514 ACCELERATED - PAITREO OF ORD SHARES @\$41.85	23.00	0.00	0.00	10,739.32
18/11/2021	ALLR to ALL; 25:514 ACCELERATED - PAITREO OF ORD SHARES @\$41.85	0.00	962.55	0.00	11,701.87
30/11/2021	SALE ALL 27	-27.00	0.00	872.26	10,829.61
24/01/2022	SALE ALL 99	-99.00	0.00	3,198.31	7,631.30
07/02/2022	SALE ALL 44	-44.00	0.00	1,421.47	6,209.83
16/03/2022	BUY ALL 62	62.00	2,291.07	0.00	8,500.90
07/06/2022	SALE ALL 403	-403.00	0.00	13,526.96	5,026.06
30/06/2022	Market Value Adjustment	0.00	5,026.06	0.00	0.00
30/06/2022	Closing Balance	0.00	0.00	0.00	0.00
Investments - Aristocrat Leisure Limited - Rights-Appsclose 08Nov2021 Us Prohibited					
01/07/2021	Opening Balance	0.00	0.00	0.00	0.00

Date	Description	Quantity	Debits	Credits	Balance
25/10/2021	ALLR to ALL; 25:514 ACCELERATED - PAITREO OF ORD SHARES @\$41.85	23.00	0.00	0.00	0.00
18/11/2021	ALLR to ALL; 25:514 ACCELERATED - PAITREO OF ORD SHARES @\$41.85	-23.00	0.00	0.00	0.00
30/06/2022	Closing Balance	0.00	0.00	0.00	0.00
Investments - BHP Group Limited					
01/07/2021	Opening Balance	204.00	0.00	0.00	6,807.28
09/07/2021	BHP Listed Security Disposal	-17.00	0.00	679.04	6,128.24
18/08/2021	BHP Listed Security Disposal	-98.00	0.00	3,914.45	2,213.79
04/11/2021	BHP Listed Security Disposal	-50.00	0.00	1,997.17	216.62
07/02/2022	BHP Listed Security Acquisition	34.00	1,609.42	0.00	1,826.04
16/03/2022	BHP Listed Security Acquisition	14.00	633.90	0.00	2,459.94
07/06/2022	BHP Listed Security Disposal	-87.00	0.00	3,801.11	1,341.17
30/06/2022	Market Value Adjustment	0.00	1,341.17	0.00	0.00
30/06/2022	Closing Balance	0.00	0.00	0.00	0.00
Investments - Bluescope Steel Limited					
01/07/2021	Opening Balance	269.00	0.00	0.00	4,423.33
18/08/2021	SALE BSL 49	-49.00	0.00	896.81	3,526.52
04/11/2021	BSL Listed Security Disposal	-220.00	0.00	4,026.52	500.00
30/06/2022	Market Value Adjustment	0.00	500.00	0.00	0.00
30/06/2022	Closing Balance	0.00	0.00	0.00	0.00

Date	Description	Quantity	Debits	Credits	Balance
Investments - Brambles Limited					
01/07/2021	Opening Balance	967.00	0.00	0.00	9,905.47
18/08/2021	BXB Listed Security Disposal	-189.00	0.00	2,033.75	7,871.72
04/11/2021	BXB Listed Security Disposal	-36.00	0.00	387.38	7,484.34
30/11/2021	BXB Listed Security Disposal	-39.00	0.00	419.66	7,064.68
10/01/2022	BXB Listed Security Acquisition	136.00	1,436.28	0.00	8,500.96
24/01/2022	BXB Listed Security Disposal	-167.00	0.00	1,797.02	6,703.94
07/02/2022	BXB Listed Security Disposal	-108.00	0.00	1,162.14	5,541.80
16/03/2022	BXB Listed Security Acquisition	102.00	1,010.41	0.00	6,552.21
07/06/2022	BXB Listed Security Disposal	-666.00	0.00	7,052.21	500.00
30/06/2022	Market Value Adjustment	0.00	500.00	0.00	0.00
30/06/2022	Closing Balance	0.00	0.00	0.00	0.00
Investments - Coles Group Limited.					
01/07/2021	Opening Balance	570.00	0.00	0.00	8,649.17
18/08/2021	COL Listed Security Disposal	-87.00	0.00	1,396.45	7,252.72
04/11/2021	COL Listed Security Disposal	-23.00	0.00	369.18	6,883.54
30/11/2021	COL Listed Security Disposal	-25.00	0.00	401.28	6,482.26
10/01/2022	COL Listed Security Acquisition	85.00	1,455.66	0.00	7,937.92
24/01/2022	COL Listed Security Disposal	-52.00	0.00	834.66	7,103.26
16/03/2022	COL Listed Security Acquisition	84.00	1,513.51	0.00	8,616.77

Date	Description	Quantity	Debits	Credits	Balance
07/06/2022	COL Listed Security Disposal	-552.00	0.00	9,116.77	500.00
30/06/2022	Market Value Adjustment	0.00	500.00	0.00	0.00
30/06/2022	Closing Balance	0.00	0.00	0.00	0.00
Investments - Commonwealth Bank Of Australia.					
01/07/2021	Opening Balance	106.00	0.00	0.00	6,858.52
18/08/2021	CBA Listed Security Disposal	-22.00	0.00	1,708.16	5,150.36
04/11/2021	CBA Listed Security Disposal	-3.00	0.00	232.93	4,917.43
30/11/2021	CBA Listed Security Disposal	-5.00	0.00	388.22	4,529.21
10/01/2022	CBA Listed Security Acquisition	17.00	1,753.37	0.00	6,282.58
07/02/2022	CBA Listed Security Disposal	-14.00	0.00	1,087.01	5,195.57
16/03/2022	CBA Listed Security Acquisition	5.00	523.74	0.00	5,719.31
07/06/2022	CBA Listed Security Disposal	-84.00	0.00	7,091.00	1,371.69
30/06/2022	Market Value Adjustment	0.00	1,371.69	0.00	0.00
30/06/2022	Closing Balance	0.00	0.00	0.00	0.00
Investments - Computershare Limited.					
01/07/2021	Opening Balance	582.00	0.00	0.00	7,436.93
18/08/2021	CPU Listed Security Disposal	-58.00	0.00	790.97	6,645.96
04/11/2021	CPU Listed Security Disposal	-25.00	0.00	340.93	6,305.03
30/11/2021	CPU Listed Security Disposal	-26.00	0.00	354.57	5,950.46
10/01/2022	CPU Listed Security Acquisition	92.00	1,921.81	0.00	7,872.27

Date	Description	Quantity	Debits	Credits	Balance
24/01/2022	CPU Listed Security Disposal	-282.00	0.00	3,845.73	4,026.54
07/02/2022	CPU Listed Security Disposal	-45.00	0.00	613.68	3,412.86
16/03/2022	CPU Listed Security Acquisition	43.00	977.56	0.00	4,390.42
07/06/2022	CPU Listed Security Disposal	-281.00	0.00	4,890.42	500.00
30/06/2022	Market Value Adjustment	0.00	500.00	0.00	0.00
30/06/2022	Closing Balance	0.00	0.00	0.00	0.00
Investments - CSL Limited					
01/07/2021	Opening Balance	96.00	0.00	0.00	26,768.94
06/08/2021	CSL Listed Security Disposal	-3.00	0.00	852.15	25,916.79
18/08/2021	CSL Listed Security Disposal	-12.00	0.00	3,408.62	22,508.17
13/10/2021	CSL Listed Security Disposal	-4.00	0.00	1,136.21	21,371.96
30/11/2021	CSL Listed Security Disposal	-4.00	0.00	1,136.21	20,235.75
10/01/2022	CSL Listed Security Acquisition	14.00	3,921.45	0.00	24,157.20
24/01/2022	CSL Listed Security Disposal	-8.00	0.00	2,272.41	21,884.79
07/02/2022	CSL Listed Security Disposal	-13.00	0.00	3,692.67	18,192.12
16/03/2022	CSL Listed Security Acquisition	11.00	2,957.07	0.00	21,149.19
07/06/2022	CSL Listed Security Disposal	-77.00	0.00	21,649.19	500.00
30/06/2022	Market Value Adjustment	0.00	500.00	0.00	0.00
30/06/2022	Closing Balance	0.00	0.00	0.00	0.00

Investments - Endeavour Group Limited

Date	Description	Quantity	Debits	Credits	Balance
01/07/2021	Opening Balance	275.00	0.00	0.00	987.26
06/08/2021	EDV Listed Security Acquisition	349.00	2,411.48	0.00	3,398.74
04/11/2021	EDV Listed Security Disposal	-112.00	0.00	605.72	2,793.02
10/01/2022	EDV Listed Security Acquisition	67.00	445.10	0.00	3,238.12
24/01/2022	EDV Listed Security Disposal	-57.00	0.00	308.27	2,929.85
07/02/2022	EDV Listed Security Disposal	-83.00	0.00	448.88	2,480.97
16/03/2022	EDV Listed Security Acquisition	78.00	543.93	0.00	3,024.90
07/06/2022	EDV Listed Security Disposal	-517.00	0.00	3,524.90	500.00
30/06/2022	Market Value Adjustment	0.00	500.00	0.00	0.00
30/06/2022	Closing Balance	0.00	0.00	0.00	0.00
Investments - Flight Centre Travel Group Limited					
01/07/2021	Opening Balance	962.00	0.00	0.00	13,785.70
06/08/2021	FLT Listed Security Disposal	-215.00	0.00	3,713.05	10,072.65
18/08/2021	FLT Listed Security Disposal	-246.00	0.00	4,248.42	5,824.23
04/11/2021	FLT Listed Security Disposal	-23.00	0.00	397.21	5,427.02
30/11/2021	FLT Listed Security Disposal	-26.00	0.00	449.02	4,978.00
24/01/2022	FLT Listed Security Disposal	-44.00	0.00	759.88	4,218.12
16/03/2022	FLT Listed Security Disposal	-408.00	0.00	7,046.17	2,828.05
30/06/2022	Market Value Adjustment	0.00	2,828.05	0.00	0.00
30/06/2022	Closing Balance	0.00	0.00	0.00	0.00

Date	Description	Quantity	Debits	Credits	Balance
Investments - Magellan Financial Group Limited					
01/07/2021	Opening Balance	314.00	0.00	0.00	15,770.68
06/08/2021	MFG Listed Security Disposal	-145.00	0.00	7,513.53	8,257.15
18/08/2021	MFG Listed Security Disposal	-59.00	0.00	3,057.23	5,199.92
30/11/2021	MFG Listed Security Disposal	-11.00	0.00	569.99	4,629.93
07/02/2022	MFG Listed Security Disposal	-99.00	0.00	5,129.93	500.00
30/06/2022	Market Value Adjustment	0.00	500.00	0.00	0.00
30/06/2022	Closing Balance	0.00	0.00	0.00	0.00
Investments - National Australia Bank Limited					
01/07/2021	Opening Balance	276.00	0.00	0.00	6,736.72
18/08/2021	NAB Listed Security Disposal	-47.00	0.00	1,258.63	5,478.09
04/11/2021	NAB Listed Security Disposal	-10.00	0.00	267.79	5,210.30
30/11/2021	NAB Listed Security Disposal	-12.00	0.00	321.35	4,888.95
10/01/2022	NAB Listed Security Acquisition	39.00	1,145.94	0.00	6,034.89
07/02/2022	NAB Listed Security Disposal	-39.00	0.00	1,044.40	4,990.49
16/03/2022	NAB Listed Security Acquisition	26.00	800.27	0.00	5,790.76
07/06/2022	NAB Listed Security Disposal	-233.00	0.00	6,445.17	654.41
30/06/2022	Market Value Adjustment	0.00	654.41	0.00	0.00
30/06/2022	Closing Balance	0.00	0.00	0.00	0.00
Investments - Northern Star Resources Ltd					

Date	Description	Quantity	Debits	Credits	Balance
01/07/2021	Opening Balance	532.00	0.00	0.00	4,702.96
18/08/2021	NST Listed Security Disposal	-93.00	0.00	1,237.84	3,465.12
30/11/2021	NST Listed Security Disposal	-43.00	0.00	572.33	2,892.79
07/02/2022	NST Listed Security Acquisition	606.00	5,106.00	0.00	7,998.79
16/03/2022	NST Listed Security Disposal	-323.00	0.00	4,299.16	3,699.63
07/06/2022	NST Listed Security Disposal	-679.00	0.00	6,077.64	2,378.01
30/06/2022	Market Value Adjustment	0.00	2,378.01	0.00	0.00
30/06/2022	Closing Balance	0.00	0.00	0.00	0.00
Investments - Qantas Airways Limited					
01/07/2021	Opening Balance	2,824.00	0.00	0.00	12,659.84
06/08/2021	QAN Listed Security Disposal	-206.00	0.00	1,119.96	11,539.88
18/08/2021	QAN Listed Security Disposal	-274.00	0.00	1,489.65	10,050.23
13/10/2021	QAN Listed Security Disposal	-797.00	0.00	4,333.03	5,717.20
30/11/2021	QAN Listed Security Disposal	-85.00	0.00	462.12	5,255.08
16/03/2022	QAN Listed Security Acquisition	263.00	1,335.85	0.00	6,590.93
07/06/2022	QAN Listed Security Disposal	-1,725.00	0.00	9,284.26	2,693.33
30/06/2022	Market Value Adjustment	0.00	2,693.33	0.00	0.00
30/06/2022	Closing Balance	0.00	0.00	0.00	0.00
Investments - Sonic Healthcare Limited					
01/07/2021	Opening Balance	282.00	0.00	0.00	7,712.23

Date	Description	Quantity	Debits	Credits	Balance
06/08/2021	SHL Listed Security Disposal	-24.00	0.00	698.91	7,013.32
18/08/2021	SHL Listed Security Disposal	-25.00	0.00	728.03	6,285.29
04/11/2021	SHL Listed Security Disposal	-11.00	0.00	320.34	5,964.95
30/11/2021	SHL Listed Security Disposal	-12.00	0.00	349.46	5,615.49
10/01/2022	SHL Listed Security Acquisition	41.00	1,822.25	0.00	7,437.74
24/01/2022	SHL Listed Security Disposal	-24.00	0.00	698.91	6,738.83
07/02/2022	SHL Listed Security Disposal	-36.00	0.00	1,048.37	5,690.46
16/03/2022	SHL Listed Security Acquisition	35.00	1,204.77	0.00	6,895.23
07/06/2022	SHL Listed Security Disposal	-226.00	0.00	7,395.23	500.00
30/06/2022	Market Value Adjustment	0.00	500.00	0.00	0.00
30/06/2022	Closing Balance	0.00	0.00	0.00	0.00
Investments - Transurban Group - Rights-Appsclose 08Oct2021 Us Prohibited					
01/07/2021	Opening Balance	0.00	0.00	0.00	0.00
28/09/2021	TCLR to TCL; 1:9 ACCELERATED - PAITREO OF SECURITIES @\$13	78.00	0.00	0.00	0.00
19/10/2021	TCLR to TCL; 1:9 ACCELERATED - PAITREO OF SECURITIES @\$13	-78.00	0.00	0.00	0.00
30/06/2022	Closing Balance	0.00	0.00	0.00	0.00
Investments - Treasury Wine Estates Limited					
01/07/2021	Opening Balance	1,030.00	0.00	0.00	9,003.85
18/08/2021	TWE Listed Security Disposal	-346.00	0.00	3,192.56	5,811.29

Date	Description	Quantity	Debits	Credits	Balance
04/11/2021	TWE Listed Security Disposal	-32.00	0.00	295.27	5,516.02
30/11/2021	TWE Listed Security Disposal	-35.00	0.00	322.95	5,193.07
24/01/2022	TWE Listed Security Disposal	-122.00	0.00	1,125.70	4,067.37
07/02/2022	TWE Listed Security Disposal	-55.00	0.00	507.49	3,559.88
16/03/2022	TWE Listed Security Acquisition	79.00	910.41	0.00	4,470.29
07/06/2022	TWE Listed Security Disposal	-519.00	0.00	4,970.29	500.00
30/06/2022	Market Value Adjustment	0.00	500.00	0.00	0.00
30/06/2022	Closing Balance	0.00	0.00	0.00	0.00
Investments - Wesfarmers Limited					
01/07/2021	Opening Balance	294.00	0.00	0.00	12,680.02
18/08/2021	WES Listed Security Disposal	-47.00	0.00	2,257.14	10,422.88
13/10/2021	WES Listed Security Acquisition	58.00	3,149.70	0.00	13,572.58
30/11/2021	WES Listed Security Disposal	-17.00	0.00	816.41	12,756.17
02/12/2021	Capital Return: 200 cents per unit	0.00	0.00	610.00	12,146.17
10/01/2022	WES Listed Security Acquisition	56.00	3,204.70	0.00	15,350.87
24/01/2022	WES Listed Security Disposal	-69.00	0.00	3,167.53	12,183.34
07/02/2022	WES Listed Security Disposal	-44.00	0.00	2,019.86	10,163.48
16/03/2022	WES Listed Security Acquisition	41.00	2,065.10	0.00	12,228.58
07/06/2022	WES Listed Security Disposal	-272.00	0.00	13,667.67	1,439.09
30/06/2022	Market Value Adjustment	0.00	1,439.09	0.00	0.00

Date	Description	Quantity	Debits	Credits	Balance
30/06/2022	Closing Balance	0.00	0.00	0.00	0.00
Investments - Westpac Banking Corporation					
01/07/2021	Opening Balance	1,254.00	0.00	0.00	22,009.30
06/08/2021	WBC Listed Security Disposal	-67.00	0.00	1,320.04	20,689.26
18/08/2021	WBC Listed Security Disposal	-337.00	0.00	6,639.59	14,049.67
13/10/2021	WBC Listed Security Disposal	-39.00	0.00	768.38	13,281.29
30/11/2021	WBC Listed Security Disposal	-44.00	0.00	866.89	12,414.40
10/01/2022	WBC Listed Security Acquisition	149.00	3,252.79	0.00	15,667.19
24/01/2022	WBC Listed Security Disposal	-182.00	0.00	3,585.77	12,081.42
07/02/2022	WBC Listed Security Disposal	-118.00	0.00	2,324.84	9,756.58
16/03/2022	WBC Listed Security Disposal	-124.00	0.00	2,443.06	7,313.52
07/06/2022	WBC Listed Security Disposal	-492.00	0.00	10,010.60	2,697.08
30/06/2022	Market Value Adjustment	0.00	2,697.08	0.00	0.00
30/06/2022	Closing Balance	0.00	0.00	0.00	0.00
Investments - Wisetech Global Limited					
01/07/2021	Opening Balance	229.00	0.00	0.00	6,606.75
18/08/2021	WTC Listed Security Disposal	-32.00	0.00	993.08	5,613.67
13/10/2021	WTC Listed Security Disposal	-44.00	0.00	1,365.49	4,248.18
30/11/2021	WTC Listed Security Disposal	-8.00	0.00	248.27	3,999.91
10/01/2022	WTC Listed Security Acquisition	28.00	1,517.94	0.00	5,517.85

Date	Description	Quantity	Debits	Credits	Balance
24/01/2022	WTC Listed Security Disposal	-34.00	0.00	1,055.15	4,462.70
07/02/2022	WTC Listed Security Disposal	-23.00	0.00	713.78	3,748.92
16/03/2022	WTC Listed Security Acquisition	21.00	1,026.14	0.00	4,775.06
07/06/2022	WTC Listed Security Disposal	-137.00	0.00	5,275.06	500.00
30/06/2022	Market Value Adjustment	0.00	500.00	0.00	0.00
30/06/2022	Closing Balance	0.00	0.00	0.00	0.00
Investments - Woodside Energy Group Ltd					
01/07/2021	Opening Balance	0.00	0.00	0.00	0.00
25/05/2022	WPL to WDS	20.00	465.98	0.00	465.98
25/05/2022	WPL to WDS	31.00	965.53	0.00	1,431.51
25/05/2022	WPL to WDS	155.00	3,887.26	0.00	5,318.77
02/06/2022	EST 1:5.534 DIST OF ORD SHS IN WOODSIDE PETROLEUM	15.00	0.00	0.00	5,318.77
02/06/2022	EST 1:5.534 DIST OF ORD SHS IN WOODSIDE PETROLEUM	0.00	446.40	0.00	5,765.17
07/06/2022	SALE 221 WDS	-221.00	0.00	5,765.17	0.00
30/06/2022	Closing Balance	0.00	0.00	0.00	0.00
Investments - Woodside Petroleum Ltd					
01/07/2021	Opening Balance	223.00	0.00	0.00	4,452.83
09/07/2021	WPL Listed Security Disposal	-121.00	0.00	2,791.57	1,661.26
06/10/2021	WPL Listed Security Acquisition	263.00	6,595.81	0.00	8,257.07

Date	Description	Quantity	Debits	Credits	Balance
04/11/2021	WPL Listed Security Disposal	-210.00	0.00	5,061.77	3,195.30
10/01/2022	WPL Listed Security Acquisition	20.00	465.98	0.00	3,661.28
16/03/2022	WPL Listed Security Acquisition	31.00	965.53	0.00	4,626.81
25/05/2022	WPL to WDS	-206.00	0.00	5,318.77	691.96
30/06/2022	Market Value Adjustment	0.00	691.96	0.00	0.00
30/06/2022	Closing Balance	0.00	0.00	0.00	0.00
Investments - Woolworths Group Limited					
01/07/2021	Opening Balance	275.00	0.00	0.00	8,493.75
06/08/2021	WOW Listed Security Disposal	-31.00	0.00	1,013.84	7,479.91
30/11/2021	WOW Listed Security Disposal	-8.00	0.00	261.64	7,218.27
10/01/2022	WOW Listed Security Acquisition	46.00	1,708.75	0.00	8,927.02
24/01/2022	WOW Listed Security Disposal	-27.00	0.00	883.02	8,044.00
16/03/2022	WOW Listed Security Acquisition	41.00	1,498.45	0.00	9,542.45
07/06/2022	WOW Listed Security Disposal	-296.00	0.00	10,042.45	500.00
30/06/2022	Market Value Adjustment	0.00	500.00	0.00	0.00
30/06/2022	Closing Balance	0.00	0.00	0.00	0.00
Investments - 3M Co					
01/07/2021	Opening Balance	17.00	0.00	0.00	2,503.47
30/11/2021	SALE MMM 2	-2.00	0.00	353.35	2,150.12
10/01/2022	BUY MMM 7	7.00	1,741.46	0.00	3,891.58

Date	Description	Quantity	Debits	Credits	Balance
24/01/2022	SALE MMM 5	-5.00	0.00	883.37	3,008.21
07/06/2022	SALE MMM 17	-17.00	0.00	3,508.21	500.00
30/06/2022	Market Value Adjustment	0.00	500.00	0.00	0.00
30/06/2022	Closing Balance	0.00	0.00	0.00	0.00
Investments - ABB Ltd.					
01/07/2021	Opening Balance	0.00	0.00	0.00	0.00
04/11/2021	BUY ABBN 117	117.00	5,529.97	0.00	5,529.97
30/11/2021	SALE ABBN 6	-6.00	0.00	283.59	5,246.38
24/01/2022	SALE ABBN 28	-28.00	0.00	1,323.41	3,922.97
07/02/2022	SALE ABBN 10	-10.00	0.00	472.65	3,450.32
16/03/2022	BUY ABBN 12	12.00	566.52	0.00	4,016.84
07/06/2022	SALE ABBN 85	-85.00	0.00	4,016.84	0.00
30/06/2022	Closing Balance	0.00	0.00	0.00	0.00
Investments - Activision Blizzard Inc					
01/07/2021	Opening Balance	0.00	0.00	0.00	0.00
18/08/2021	BUY ATVI 146	146.00	16,926.88	0.00	16,926.88
13/10/2021	SALE ATVI 9	-9.00	0.00	1,043.44	15,883.44
01/12/2021	SALE ATVI 9	-9.00	0.00	1,043.44	14,840.00
10/01/2022	SALE ATVI 34	-34.00	0.00	3,941.88	10,898.12
16/03/2022	SALE ATVI 68	-68.00	0.00	7,883.75	3,014.37

Date	Description	Quantity	Debits	Credits	Balance
07/06/2022	SALE ATVI 26	-26.00	0.00	3,014.37	0.00
30/06/2022	Closing Balance	0.00	0.00	0.00	0.00
Investments - Allianz SE - Registered Shares					
01/07/2021	Opening Balance	11.00	0.00	0.00	2,764.32
04/11/2021	SALE 11 ALV.FRA	-11.00	0.00	3,610.41	846.09
30/06/2022	Market Value Adjustment	0.00	846.09	0.00	0.00
30/06/2022	Closing Balance	0.00	0.00	0.00	0.00
Investments - Amada Holdings Co.Ltd					
01/07/2021	Opening Balance	205.00	0.00	0.00	1,943.01
04/11/2021	6113 sale 28	-28.00	0.00	407.07	1,535.94
24/01/2022	6113 sale 49	-49.00	0.00	712.38	823.56
07/06/2022	6113 sale 128	-128.00	0.00	1,860.90	1,037.34
30/06/2022	Market Value Adjustment	0.00	1,037.34	0.00	0.00
30/06/2022	Closing Balance	0.00	0.00	0.00	0.00
Investments - American Tower Corp					
01/07/2021	Opening Balance	43.00	0.00	0.00	13,711.22
30/11/2021	SALE AMT 3	-3.00	0.00	991.48	12,719.74
16/03/2022	SALE AMT 17	-17.00	0.00	5,618.39	7,101.35
07/06/2022	SALE AMT 23	-23.00	0.00	7,601.35	500.00
30/06/2022	Market Value Adjustment	0.00	500.00	0.00	0.00

Date	Description	Quantity	Debits	Credits	Balance
30/06/2022	Closing Balance	0.00	0.00	0.00	0.00
Investments - Amgen Inc					
01/07/2021	Opening Balance	11.00	0.00	0.00	2,656.11
18/08/2021	SALE AMGN 11	-11.00	0.00	3,156.11	500.00
30/06/2022	Market Value Adjustment	0.00	500.00	0.00	0.00
30/06/2022	Closing Balance	0.00	0.00	0.00	0.00
Investments - Apple Inc					
01/07/2021	Opening Balance	67.00	0.00	0.00	7,587.46
30/11/2021	SALE AAPL 5	-5.00	0.00	684.68	6,902.78
24/01/2022	SALE AAPL 15	-15.00	0.00	2,054.03	4,848.75
07/02/2022	SALE AAPL 4	-4.00	0.00	547.74	4,301.01
07/06/2022	SALE AAPL 43	-43.00	0.00	5,888.23	1,587.22
30/06/2022	Market Value Adjustment	0.00	1,587.22	0.00	0.00
30/06/2022	Closing Balance	0.00	0.00	0.00	0.00
Investments - Applied Materials Inc					
01/07/2021	Opening Balance	30.00	0.00	0.00	2,139.15
10/01/2022	SALE AMAT 3	-3.00	0.00	265.82	1,873.33
24/01/2022	SALE AMAT 6	-6.00	0.00	531.64	1,341.69
07/02/2022	SALE AMAT 2	-2.00	0.00	177.22	1,164.47
07/06/2022	SALE AMAT 19	-19.00	0.00	1,683.54	519.07

Date	Description	Quantity	Debits	Credits	Balance
30/06/2022	Market Value Adjustment	0.00	519.07	0.00	0.00
30/06/2022	Closing Balance	0.00	0.00	0.00	0.00
Investments - Assicurazioni Generali SPA					
01/07/2021	Opening Balance	0.00	0.00	0.00	0.00
04/11/2021	BUY G.MIL 124	124.00	3,715.29	0.00	3,715.29
10/01/2022	BUY G.MIL 46	46.00	1,352.84	0.00	5,068.13
24/01/2022	SALE G. MIL 44	-44.00	0.00	1,318.33	3,749.80
07/02/2022	BUY G.MIL 24	24.00	705.39	0.00	4,455.19
16/03/2022	SELL G.MIL 19	-19.00	0.00	569.28	3,885.91
07/06/2022	SELL G.MIL 131	-131.00	0.00	3,885.91	0.00
30/06/2022	Closing Balance	0.00	0.00	0.00	0.00
Investments - Astellas Pharma Inc					
01/07/2021	Opening Balance	0.00	0.00	0.00	0.00
18/08/2021	4503 buy 163	163.00	3,718.05	0.00	3,718.05
12/01/2022	4503 sale 18	-18.00	0.00	410.58	3,307.47
24/01/2022	4503 sale 31	-31.00	0.00	707.11	2,600.36
07/06/2022	4503 sale 114	-114.00	0.00	2,600.36	0.00
30/06/2022	Closing Balance	0.00	0.00	0.00	0.00
Investments - Booking Holdings Inc					
01/07/2021	Opening Balance	5.00	0.00	0.00	13,633.08

Date	Description	Quantity	Debits	Credits	Balance
10/01/2022	SALE BKNG 5	-5.00	0.00	14,133.08	500.00
30/06/2022	Market Value Adjustment	0.00	500.00	0.00	0.00
30/06/2022	Closing Balance	0.00	0.00	0.00	0.00
Investments - Bridgestone Corp					
01/07/2021	Opening Balance	0.00	0.00	0.00	0.00
16/03/2022	5108 buy 42	42.00	2,124.02	0.00	2,124.02
07/06/2022	5108 sale 42	-42.00	0.00	2,124.02	0.00
30/06/2022	Closing Balance	0.00	0.00	0.00	0.00
Investments - Bristol-Myers Squibb Co					
01/07/2021	Opening Balance	68.00	0.00	0.00	5,548.27
04/11/2021	SALE BMY 10	-10.00	0.00	937.55	4,610.72
24/01/2022	SALE BMY 17	-17.00	0.00	1,593.83	3,016.89
07/02/2022	SALE BMY 4	-4.00	0.00	375.02	2,641.87
16/03/2022	BUY BMY 6	6.00	573.42	0.00	3,215.29
07/06/2022	SALE BMY 43	-43.00	0.00	4,042.34	827.05
30/06/2022	Market Value Adjustment	0.00	827.05	0.00	0.00
30/06/2022	Closing Balance	0.00	0.00	0.00	0.00
Investments - CDW Corp (New)					
01/07/2021	Opening Balance	13.00	0.00	0.00	1,697.98
30/11/2021	SALE CDW 2	-2.00	0.00	364.04	1,333.94

Date	Description	Quantity	Debits	Credits	Balance
24/01/2022	SALE CDW 3	-3.00	0.00	546.06	787.88
07/06/2022	SALE CDW 8	-8.00	0.00	1,456.16	668.28
30/06/2022	Market Value Adjustment	0.00	668.28	0.00	0.00
30/06/2022	Closing Balance	0.00	0.00	0.00	0.00
Investments - Cisco Systems Inc					
01/07/2021	Opening Balance	79.00	0.00	0.00	4,209.44
18/08/2021	SALE CSCO 42	-42.00	0.00	2,503.75	1,705.69
01/12/2021	SALE CSCO 4	-4.00	0.00	238.45	1,467.24
24/01/2022	SALE CSCO 8	-8.00	0.00	476.91	990.33
07/06/2022	SALE CSCO 25	-25.00	0.00	1,490.33	500.00
30/06/2022	Market Value Adjustment	0.00	500.00	0.00	0.00
30/06/2022	Closing Balance	0.00	0.00	0.00	0.00
Investments - Citizens Financial Group Inc					
01/07/2021	Opening Balance	166.00	0.00	0.00	5,597.45
18/08/2021	SALE CGF 50	-50.00	0.00	2,353.33	3,244.12
04/11/2021	SALE CFG 6	-6.00	0.00	282.40	2,961.72
30/11/2021	SALE CFG 6	-6.00	0.00	282.40	2,679.32
10/01/2022	BUY CGF 35	35.00	2,626.09	0.00	5,305.41
24/01/2022	SALE CFG 4	-4.00	0.00	188.27	5,117.14
07/02/2022	SALE CFG 11	-11.00	0.00	517.73	4,599.41

Date	Description	Quantity	Debits	Credits	Balance
16/03/2022	SALE CFG 56	-56.00	0.00	2,635.72	1,963.69
07/06/2022	SALE CFG 68	-68.00	0.00	4,179.29	2,215.60
30/06/2022	Market Value Adjustment	0.00	2,215.60	0.00	0.00
30/06/2022	Closing Balance	0.00	0.00	0.00	0.00
Investments - Cognizant Technology Solutions Corp					
01/07/2021	Opening Balance	48.00	0.00	0.00	3,469.08
30/11/2021	SALE CTSH 4	-4.00	0.00	403.11	3,065.97
24/01/2022	SALE CTSH 11	-11.00	0.00	1,108.54	1,957.43
07/02/2022	SALE CTSH 3	-3.00	0.00	302.33	1,655.10
16/03/2022	BUY CTSH 4	4.00	489.50	0.00	2,144.60
07/06/2022	SALE CTSH 34	-34.00	0.00	3,512.80	1,368.20
30/06/2022	Market Value Adjustment	0.00	1,368.20	0.00	0.00
30/06/2022	Closing Balance	0.00	0.00	0.00	0.00
Investments - Daito Trust Construction Co Ltd					
01/07/2021	Opening Balance	10.00	0.00	0.00	840.38
24/01/2022	1878 sale 2	-2.00	0.00	386.75	453.63
07/06/2022	1878 sale 8	-8.00	0.00	1,546.98	1,093.35
30/06/2022	Market Value Adjustment	0.00	1,093.35	0.00	0.00
30/06/2022	Closing Balance	0.00	0.00	0.00	0.00
Investments - DBS Group Holdings Ltd					

Date	Description	Quantity	Debits	Credits	Balance
01/07/2021	Opening Balance	258.00	0.00	0.00	5,105.13
18/08/2021	SALE DBS 65	-65.00	0.00	1,674.79	3,430.34
30/11/2021	SALE DBS 19	-19.00	0.00	489.55	2,940.79
10/01/2022	BUY DBS 105	105.00	3,787.12	0.00	6,727.91
24/01/2022	SALE DBS 56	-56.00	0.00	1,442.89	5,285.02
07/02/2022	SALE DBS 21	-21.00	0.00	541.08	4,743.94
16/03/2022	SALE DBS 40	-40.00	0.00	1,030.64	3,713.30
07/06/2022	SALE DBS 162	-162.00	0.00	5,255.78	1,542.48
30/06/2022	Market Value Adjustment	0.00	1,542.48	0.00	0.00
30/06/2022	Closing Balance	0.00	0.00	0.00	0.00
Investments - Direct Line Insurance Group PLC					
01/07/2021	Opening Balance	377.00	0.00	0.00	1,329.54
04/11/2021	SALE DLG 377	-377.00	0.00	2,059.81	730.27
30/06/2022	Market Value Adjustment	0.00	730.27	0.00	0.00
30/06/2022	Closing Balance	0.00	0.00	0.00	0.00
Investments - eBay Inc					
01/07/2021	Opening Balance	60.00	0.00	0.00	3,505.79
30/11/2021	SALE EBAY 5	-5.00	0.00	333.82	3,171.97
24/01/2022	SALE EBAY 13	-13.00	0.00	867.92	2,304.05
07/02/2022	BUY EBAY 9	9.00	752.62	0.00	3,056.67

Date	Description	Quantity	Debits	Credits	Balance
16/03/2022	SALE EBAY 6	-6.00	0.00	400.58	2,656.09
07/06/2022	SALE EBAY 45	-45.00	0.00	3,156.09	500.00
30/06/2022	Market Value Adjustment	0.00	500.00	0.00	0.00
30/06/2022	Closing Balance	0.00	0.00	0.00	0.00
Investments - EDP-Energias de Portugal SA					
01/07/2021	Opening Balance	472.00	0.00	0.00	2,187.86
30/11/2021	SALE EBP 36	-36.00	0.00	205.01	1,982.85
16/03/2022	BUY EDP 76	76.00	494.67	0.00	2,477.52
07/06/2022	SALE EBP 512	-512.00	0.00	2,977.52	500.00
30/06/2022	Market Value Adjustment	0.00	500.00	0.00	0.00
30/06/2022	Closing Balance	0.00	0.00	0.00	0.00
Investments - Endesa SA					
01/07/2021	Opening Balance	116.00	0.00	0.00	3,662.80
03/12/2021	SALE ELE 14	-14.00	0.00	537.83	3,124.97
16/03/2022	BUY ELE 19	19.00	540.46	0.00	3,665.43
07/06/2022	SALE ELE 121	-121.00	0.00	4,458.94	793.51
30/06/2022	Market Value Adjustment	0.00	793.51	0.00	0.00
30/06/2022	Closing Balance	0.00	0.00	0.00	0.00
Investments - ENGIE SA					
01/07/2021	Opening Balance	131.00	0.00	0.00	1,858.04

Date	Description	Quantity	Debits	Credits	Balance
03/12/2021	SALE ENGI 14	-14.00	0.00	327.10	1,530.94
16/03/2022	BUY ENGI 21	21.00	380.30	0.00	1,911.24
07/06/2022	SALE ENGI 138	-138.00	0.00	3,113.94	1,202.70
30/06/2022	Market Value Adjustment	0.00	1,202.70	0.00	0.00
30/06/2022	Closing Balance	0.00	0.00	0.00	0.00
Investments - Euroapi S.A.					
01/07/2021	Opening Balance	0.00	0.00	0.00	0.00
10/05/2022	BUY EAPI 1	1.00	5.67	0.00	5.67
07/06/2022	SALE EAPI 1	-1.00	0.00	5.67	0.00
30/06/2022	Closing Balance	0.00	0.00	0.00	0.00
Investments - Expedia Inc Del					
01/07/2021	Opening Balance	48.00	0.00	0.00	7,552.34
06/08/2021	BUY EXPE 5	5.00	1,014.45	0.00	8,566.79
13/10/2021	SALE EXPE 5	-5.00	0.00	838.79	7,728.00
04/11/2021	SALE EXPE 2	-2.00	0.00	335.51	7,392.49
30/11/2021	SALE EXPE 3	-3.00	0.00	503.27	6,889.22
10/01/2022	BUY EXPE 42	42.00	10,440.66	0.00	17,329.88
24/01/2022	SALE EXPE 2	-2.00	0.00	335.51	16,994.37
16/03/2022	SALE EXPE 9	-9.00	0.00	1,509.82	15,484.55
07/06/2022	SALE EXPE 74	-74.00	0.00	15,984.55	500.00

Date	Description	Quantity	Debits	Credits	Balance
30/06/2022	Market Value Adjustment	0.00	500.00	0.00	0.00
30/06/2022	Closing Balance	0.00	0.00	0.00	0.00
Investments - FleetCor Technologies Inc					
01/07/2021	Opening Balance	15.00	0.00	0.00	4,612.68
04/11/2021	SALE FLT 1	-1.00	0.00	352.42	4,260.26
24/01/2022	SALE FLT 4	-4.00	0.00	1,409.70	2,850.56
07/06/2022	SALE FLT 10	-10.00	0.00	3,524.24	673.68
30/06/2022	Market Value Adjustment	0.00	673.68	0.00	0.00
30/06/2022	Closing Balance	0.00	0.00	0.00	0.00
Investments - Google Inc					
01/07/2021	Opening Balance	8.00	0.00	0.00	21,454.16
18/08/2021	SALE GOOG 1	-1.00	0.00	2,863.73	18,590.43
30/11/2021	SALE GOOG 1	-1.00	0.00	2,863.73	15,726.70
07/06/2022	SALE GOOG 6	-6.00	0.00	17,182.41	1,455.71
30/06/2022	Market Value Adjustment	0.00	1,455.71	0.00	0.00
30/06/2022	Closing Balance	0.00	0.00	0.00	0.00
Investments - Hitachi Ltd					
01/07/2021	Opening Balance	0.00	0.00	0.00	0.00
20/08/2021	6501 buy 109	109.00	8,328.28	0.00	8,328.28
04/11/2021	6501 sale 8	-8.00	0.00	611.25	7,717.03

Date	Description	Quantity	Debits	Credits	Balance
30/11/2021	6501 sale 5	-5.00	0.00	382.03	7,335.00
24/01/2022	6501 sale 22	-22.00	0.00	1,680.94	5,654.06
07/02/2022	6501 sale 7	-7.00	0.00	534.84	5,119.22
07/06/2022	6501 sale 67	-67.00	0.00	5,119.22	0.00
30/06/2022	Closing Balance	0.00	0.00	0.00	0.00
Investments - HOYA CORP					
01/07/2021	Opening Balance	14.00	0.00	0.00	1,443.00
18/08/2021	HOYA SALE 4	-4.00	0.00	607.11	835.89
24/01/2022	HOYA SALE 2	-2.00	0.00	303.55	532.34
07/06/2022	HOYA SALE 8	-8.00	0.00	1,214.22	681.88
30/06/2022	Market Value Adjustment	0.00	681.88	0.00	0.00
30/06/2022	Closing Balance	0.00	0.00	0.00	0.00
Investments - Illinois Tool Works Inc					
01/07/2021	Opening Balance	20.00	0.00	0.00	4,589.13
01/12/2021	SALE ITW	-2.00	0.00	533.13	4,056.00
24/01/2022	SALE ITW 4	-4.00	0.00	1,066.26	2,989.74
07/02/2022	SALE ITW 2	-2.00	0.00	533.13	2,456.61
16/03/2022	BUY ITW 3	3.00	863.16	0.00	3,319.77
07/06/2022	SALE ITW 15	-15.00	0.00	4,061.96	742.19
30/06/2022	Market Value Adjustment	0.00	742.19	0.00	0.00

Date	Description	Quantity	Debits	Credits	Balance
30/06/2022	Closing Balance	0.00	0.00	0.00	0.00
Investments - Intel Corp					
01/07/2021	Opening Balance	80.00	0.00	0.00	5,276.64
18/08/2021	SALE INTC 38	-38.00	0.00	2,743.90	2,532.74
04/11/2021	SALE INTC 8	-8.00	0.00	577.66	1,955.08
24/01/2022	SALE INTC 9	-9.00	0.00	649.87	1,305.21
16/03/2022	SALE INTC 25	-25.00	0.00	1,805.21	500.00
30/06/2022	Market Value Adjustment	0.00	500.00	0.00	0.00
30/06/2022	Closing Balance	0.00	0.00	0.00	0.00
Investments - Intertek Group PLC					
01/07/2021	Opening Balance	34.00	0.00	0.00	2,812.13
04/11/2021	SALE ITRK 6	-6.00	0.00	667.96	2,144.17
24/01/2022	SALE ITRK 7	-7.00	0.00	779.28	1,364.89
07/06/2022	SALE ITRK 21	-21.00	0.00	2,337.84	972.95
30/06/2022	Market Value Adjustment	0.00	972.95	0.00	0.00
30/06/2022	Closing Balance	0.00	0.00	0.00	0.00
Investments - JM Smucker Co					
01/07/2021	Opening Balance	42.00	0.00	0.00	5,967.31
04/11/2021	SALE SJM 2	-2.00	0.00	327.33	5,639.98
30/11/2021	SALE SJM 2	-2.00	0.00	327.33	5,312.65

Date	Description	Quantity	Debits	Credits	Balance
24/01/2022	SALE SJM 7	-7.00	0.00	1,145.65	4,167.00
07/02/2022	SALE SJM 4	-4.00	0.00	654.66	3,512.34
16/03/2022	BUY SJM 5	5.00	881.22	0.00	4,393.56
07/06/2022	SALE SJM 32	-32.00	0.00	5,300.15	906.59
30/06/2022	Market Value Adjustment	0.00	906.59	0.00	0.00
30/06/2022	Closing Balance	0.00	0.00	0.00	0.00
Investments - Johnson & Johnson					
01/07/2021	Opening Balance	33.00	0.00	0.00	5,910.81
04/11/2021	SALE JNJ 8	-8.00	0.00	1,554.14	4,356.67
01/12/2021	SALE JNJ 2	-2.00	0.00	388.53	3,968.14
24/01/2022	SALE JNJ 5	-5.00	0.00	971.33	2,996.81
07/02/2022	SALE JNJ 2	-2.00	0.00	388.53	2,608.28
16/03/2022	BUY JNJ 3	3.00	715.06	0.00	3,323.34
07/06/2022	SALE JNJ 19	-19.00	0.00	3,823.34	500.00
30/06/2022	Market Value Adjustment	0.00	500.00	0.00	0.00
30/06/2022	Closing Balance	0.00	0.00	0.00	0.00
Investments - JPMorgan Chase & Co					
01/07/2021	Opening Balance	36.00	0.00	0.00	6,204.96
18/08/2021	SALE JPM 12	-12.00	0.00	2,234.99	3,969.97
30/11/2021	SALE JPM 2	-2.00	0.00	372.50	3,597.47

Date	Description	Quantity	Debits	Credits	Balance
10/01/2022	BUY JPM 21	21.00	4,893.04	0.00	8,490.51
24/01/2022	SALE JPM 3	-8.00	0.00	1,489.99	7,000.52
07/02/2022	SALE JPM 3	-3.00	0.00	558.75	6,441.77
16/03/2022	SALE JPM 13	-13.00	0.00	2,514.73	3,927.04
07/06/2022	SALE JPM 19	-19.00	0.00	4,427.04	500.00
30/06/2022	Market Value Adjustment	0.00	500.00	0.00	0.00
30/06/2022	Closing Balance	0.00	0.00	0.00	0.00
Investments - KDDI CORP					
01/07/2021	Opening Balance	199.00	0.00	0.00	7,989.17
04/11/2021	SELL KDDI 19	-19.00	0.00	810.52	7,178.65
01/12/2021	SELL KDDI 10	-10.00	0.00	426.59	6,752.06
24/01/2022	SELL KDDI 40	-40.00	0.00	1,706.37	5,045.69
16/03/2022	BUY KDDI 7	7.00	325.66	0.00	5,371.35
07/06/2022	SALE KDDI 137	-137.00	0.00	5,871.35	500.00
30/06/2022	Market Value Adjustment	0.00	500.00	0.00	0.00
30/06/2022	Closing Balance	0.00	0.00	0.00	0.00
Investments - Kimberly-Clark Corp					
01/07/2021	Opening Balance	41.00	0.00	0.00	7,342.32
06/08/2021	SALE KMB 22	-22.00	0.00	4,208.07	3,134.25
18/08/2021	SALE KMB 19	-19.00	0.00	3,634.25	500.00

Date	Description	Quantity	Debits	Credits	Balance
30/06/2022	Market Value Adjustment	0.00	500.00	0.00	0.00
30/06/2022	Closing Balance	0.00	0.00	0.00	0.00
Investments - Kirin Holdings Co., Ltd.					
01/07/2021	Opening Balance	67.00	0.00	0.00	1,463.59
18/08/2021	2503 sale 67	-67.00	0.00	1,963.59	500.00
30/06/2022	Market Value Adjustment	0.00	500.00	0.00	0.00
30/06/2022	Closing Balance	0.00	0.00	0.00	0.00
Investments - Koninklijke Ahold Delhaize N.V.					
01/07/2021	Opening Balance	165.00	0.00	0.00	5,617.67
18/08/2021	SALE KONINKLIJKE 32	-32.00	0.00	1,186.46	4,431.21
04/11/2021	SALE KONINKLIJKE 8	-8.00	0.00	296.61	4,134.60
01/12/2021	SALE KONINKLIJKE 7	-7.00	0.00	259.54	3,875.06
24/01/2022	SALE KONINKLIJKE 25	-25.00	0.00	926.92	2,948.14
07/02/2022	SALE KONINKLIJKE 10	-10.00	0.00	370.77	2,577.37
16/03/2022	BUY KONINKLIJKE 51	51.00	2,234.18	0.00	4,811.55
07/06/2022	SALE KONINKLIJKE	-134.00	0.00	5,311.55	500.00
30/06/2022	Market Value Adjustment	0.00	500.00	0.00	0.00
30/06/2022	Closing Balance	0.00	0.00	0.00	0.00
Investments - L3Harris Technologies Inc					
01/07/2021	Opening Balance	0.00	0.00	0.00	0.00

Date	Description	Quantity	Debits	Credits	Balance
10/01/2022	BUY LHX 10	10.00	3,112.73	0.00	3,112.73
07/06/2022	SALE LHX 10	-10.00	0.00	3,112.73	0.00
30/06/2022	Closing Balance	0.00	0.00	0.00	0.00
Investments - Meiji Holdings Co.Ltd.					
01/07/2021	Opening Balance	25.00	0.00	0.00	2,184.80
18/08/2021	2269 sale 25	-25.00	0.00	2,684.80	500.00
30/06/2022	Market Value Adjustment	0.00	500.00	0.00	0.00
30/06/2022	Closing Balance	0.00	0.00	0.00	0.00
Investments - Merck & Co Inc					
01/07/2021	Opening Balance	57.00	0.00	0.00	5,811.03
13/10/2021	SALE MRK 9	-9.00	0.00	996.48	4,814.55
24/01/2022	SALE MRK 13	-13.00	0.00	1,439.36	3,375.19
07/02/2022	SALE MRK 4	-4.00	0.00	442.88	2,932.31
16/03/2022	BUY MRK 5	5.00	537.81	0.00	3,470.12
07/06/2022	SALE MRK 36	-36.00	0.00	3,970.12	500.00
30/06/2022	Market Value Adjustment	0.00	500.00	0.00	0.00
30/06/2022	Closing Balance	0.00	0.00	0.00	0.00
Investments - Meta Platforms Inc					
01/07/2021	Opening Balance	48.00	0.00	0.00	15,361.70
13/10/2021	SALE FB 16	-16.00	0.00	6,496.16	8,865.54

Date	Description	Quantity	Debits	Credits	Balance
01/11/2021	FB/META Code Change	-32.00	0.00	12,992.32	4,126.78
30/06/2022	Market Value Adjustment	0.00	4,126.78	0.00	0.00
30/06/2022	Closing Balance	0.00	0.00	0.00	0.00
Investments - Meta Platforms Inc - Ordinary Shares - Class A					
01/07/2021	Opening Balance	0.00	0.00	0.00	0.00
01/11/2021	FB/META Code Change	32.00	12,992.32	0.00	12,992.32
30/11/2021	SALE META 3	-3.00	0.00	1,218.03	11,774.29
24/01/2022	SALE META 8	-8.00	0.00	3,248.08	8,526.21
07/02/2022	BUY META 15	15.00	4,835.55	0.00	13,361.76
16/03/2022	BUY META 6	6.00	1,639.22	0.00	15,000.98
07/06/2022	SALE META 42	-42.00	0.00	15,000.98	0.00
30/06/2022	Closing Balance	0.00	0.00	0.00	0.00
Investments - Michelin (CGDE)-B - Registered Shares					
01/07/2021	Opening Balance	0.00	0.00	0.00	0.00
16/03/2022	BUY ML 17	17.00	3,153.97	0.00	3,153.97
07/06/2022	SALE ML 17	-17.00	0.00	3,153.97	0.00
30/06/2022	Closing Balance	0.00	0.00	0.00	0.00
Investments - Microsoft Corp					
01/07/2021	Opening Balance	73.00	0.00	0.00	20,161.21
13/10/2021	SALE MSFT 10	-10.00	0.00	2,830.30	17,330.91

Date	Description	Quantity	Debits	Credits	Balance
30/11/2021	SALE MSFT 3	-3.00	0.00	849.09	16,481.82
24/01/2022	SALE MSFT 15	-15.00	0.00	4,245.46	12,236.36
07/02/2022	SALE MSFT 3	-3.00	0.00	849.09	11,387.27
16/03/2022	BUY MSFT 6	6.00	2,384.48	0.00	13,771.75
07/06/2022	SALE MSFT 48	-48.00	0.00	14,271.75	500.00
30/06/2022	Market Value Adjustment	0.00	500.00	0.00	0.00
30/06/2022	Closing Balance	0.00	0.00	0.00	0.00
Investments - Moncler SPA					
01/07/2021	Opening Balance	32.00	0.00	0.00	1,282.49
06/08/2021	SALE MONC 17	-17.00	0.00	1,039.75	242.74
18/08/2021	BUY MONC 15	15.00	1,446.59	0.00	1,689.33
01/12/2021	SALE MONC 4	-4.00	0.00	244.65	1,444.68
24/01/2022	SALE MONC 5	-5.00	0.00	305.80	1,138.88
07/06/2022	SALE MONC 21	-21.00	0.00	1,813.56	674.68
30/06/2022	Market Value Adjustment	0.00	674.68	0.00	0.00
30/06/2022	Closing Balance	0.00	0.00	0.00	0.00
Investments - NetApp Inc					
01/07/2021	Opening Balance	65.00	0.00	0.00	3,697.13
04/11/2021	SALE NTAP 6	-6.00	0.00	471.46	3,225.67
30/11/2021	SALE NTAP 3	-3.00	0.00	235.73	2,989.94

Date	Description	Quantity	Debits	Credits	Balance
24/01/2022	SALE NTAP 14	-14.00	0.00	1,100.08	1,889.86
07/02/2022	SALE NTAP 5	-5.00	0.00	392.88	1,496.98
07/06/2022	SALE NTAP 37	-37.00	0.00	2,907.35	1,410.37
30/06/2022	Market Value Adjustment	0.00	1,410.37	0.00	0.00
30/06/2022	Closing Balance	0.00	0.00	0.00	0.00
Investments - Newmont Mining Corp					
01/07/2021	Opening Balance	44.00	0.00	0.00	2,481.96
18/08/2021	SALE NEM 15	-15.00	0.00	1,016.58	1,465.38
24/01/2022	SALE NEM 9	-9.00	0.00	609.95	855.43
16/03/2022	SALE NEM 6	-6.00	0.00	406.63	448.80
07/06/2022	SALE NEM 14	-14.00	0.00	948.80	500.00
30/06/2022	Market Value Adjustment	0.00	500.00	0.00	0.00
30/06/2022	Closing Balance	0.00	0.00	0.00	0.00
Investments - Nintendo Co Ltd					
01/07/2021	Opening Balance	0.00	0.00	0.00	0.00
18/08/2021	Nintendo BUY 11	11.00	7,253.66	0.00	7,253.66
30/11/2021	Nintendo SALE 1	-1.00	0.00	659.42	6,594.24
24/01/2022	Nintendo SALE 2	-2.00	0.00	1,318.85	5,275.39
07/06/2022	Nintendo SALE 8	-8.00	0.00	5,275.39	0.00
30/06/2022	Closing Balance	0.00	0.00	0.00	0.00

Date	Description	Quantity	Debits	Credits	Balance
Investments - Novo Nordisk - Ordinary Shares - Class B					
01/07/2021	Opening Balance	76.00	0.00	0.00	5,598.24
18/08/2021	SALE NOVO 6	-6.00	0.00	481.44	5,116.80
04/11/2021	SALE NOVO 2	-2.00	0.00	160.48	4,956.32
10/01/2022	SALE NOVO 3	-3.00	0.00	240.72	4,715.60
24/01/2022	SALE NOVO 16	-16.00	0.00	1,283.84	3,431.76
07/02/2022	SALE NOVO 6	-6.00	0.00	481.44	2,950.32
16/03/2022	BUY NOVO 8	8.00	1,161.49	0.00	4,111.81
07/06/2022	SALE NOVO 51	-51.00	0.00	4,611.81	500.00
30/06/2022	Market Value Adjustment	0.00	500.00	0.00	0.00
30/06/2022	Closing Balance	0.00	0.00	0.00	0.00
Investments - O'Reilly Automotive Inc					
01/07/2021	Opening Balance	7.00	0.00	0.00	3,880.55
24/01/2022	SALE ORLY 2	-2.00	0.00	1,251.59	2,628.96
07/06/2022	SALE ORLY 5	-5.00	0.00	3,128.96	500.00
30/06/2022	Market Value Adjustment	0.00	500.00	0.00	0.00
30/06/2022	Closing Balance	0.00	0.00	0.00	0.00
Investments - Paychex Inc					
01/07/2021	Opening Balance	72.00	0.00	0.00	8,781.44
04/11/2021	SALE PAYX 39	-39.00	0.00	5,027.45	3,753.99

Date	Description	Quantity	Debits	Credits	Balance
30/11/2021	SALE PAYX 2	-2.00	0.00	257.82	3,496.17
10/01/2022	BUY PAYX 13	13.00	2,294.83	0.00	5,791.00
24/01/2022	SALE PAYX 10	-10.00	0.00	1,289.09	4,501.91
07/02/2022	SALE PAYX 3	-3.00	0.00	386.73	4,115.18
16/03/2022	BUY PAYX 4	4.00	676.93	0.00	4,792.11
07/06/2022	SALE PAYX 35	-35.00	0.00	5,292.11	500.00
30/06/2022	Market Value Adjustment	0.00	500.00	0.00	0.00
30/06/2022	Closing Balance	0.00	0.00	0.00	0.00
Investments - Public Storage					
01/07/2021	Opening Balance	13.00	0.00	0.00	3,130.32
10/01/2022	SALE PSA 1	-1.00	0.00	335.06	2,795.26
07/06/2022	SALE PSA 12	-12.00	0.00	4,020.73	1,225.47
30/06/2022	Market Value Adjustment	0.00	1,225.47	0.00	0.00
30/06/2022	Closing Balance	0.00	0.00	0.00	0.00
Investments - Recordati SpA					
01/07/2021	Opening Balance	67.00	0.00	0.00	4,135.27
18/08/2021	SALE REC 21	-21.00	0.00	1,452.85	2,682.42
10/01/2022	SALE REC 4	-4.00	0.00	276.73	2,405.69
24/01/2022	SALE REC 9	-9.00	0.00	622.65	1,783.04
07/02/2022	SALE REC 4	-4.00	0.00	276.73	1,506.31

Date	Description	Quantity	Debits	Credits	Balance
07/06/2022	SALE REC 29	-29.00	0.00	2,006.31	500.00
30/06/2022	Market Value Adjustment	0.00	500.00	0.00	0.00
30/06/2022	Closing Balance	0.00	0.00	0.00	0.00
Investments - Robert Half International Inc					
01/07/2021	Opening Balance	73.00	0.00	0.00	6,061.22
18/08/2021	SALE RHI 17	-17.00	0.00	1,527.96	4,533.26
04/11/2021	SALE RHI 3	-3.00	0.00	269.64	4,263.62
01/12/2021	SALE RHI 3	-3.00	0.00	269.64	3,993.98
10/01/2022	SALE RHI 2	-2.00	0.00	179.76	3,814.22
24/01/2022	SALE RHI 9	-9.00	0.00	808.92	3,005.30
07/02/2022	SALE RHI 3	-3.00	0.00	269.64	2,735.66
16/03/2022	BUY RHI 5	5.00	788.59	0.00	3,524.25
07/06/2022	SALE RHI 41	-41.00	0.00	4,024.25	500.00
30/06/2022	Market Value Adjustment	0.00	500.00	0.00	0.00
30/06/2022	Closing Balance	0.00	0.00	0.00	0.00
Investments - Roche Holding AG					
01/07/2021	Opening Balance	14.00	0.00	0.00	5,636.58
13/10/2021	SALE ROG 2	-2.00	0.00	876.65	4,759.93
04/11/2021	SALE ROG 2	-2.00	0.00	876.66	3,883.27
24/01/2022	SALE ROG 2	-2.00	0.00	876.65	3,006.62

Date	Description	Quantity	Debits	Credits	Balance
07/02/2022	SALE ROG 1	-1.00	0.00	438.33	2,568.29
07/06/2022	SALE ROG 7	-7.00	0.00	3,068.29	500.00
30/06/2022	Market Value Adjustment	0.00	500.00	0.00	0.00
30/06/2022	Closing Balance	0.00	0.00	0.00	0.00
Investments - Royal Dutch Shell PLC					
01/07/2021	Opening Balance	201.00	0.00	0.00	4,674.18
13/07/2021	Net settlement for rebalance 23843 settling on 13/07/2021	-108.00	0.00	2,780.16	1,894.02
06/08/2021	SALE RDSB 47	-47.00	0.00	1,209.88	684.14
06/10/2021	BUY RDSB 218	218.00	6,875.98	0.00	7,560.12
04/11/2021	SALE RDSB 264	-264.00	0.00	8,060.12	500.00
30/06/2022	Market Value Adjustment	0.00	500.00	0.00	0.00
30/06/2022	Closing Balance	0.00	0.00	0.00	0.00
Investments - Sanofi SA					
01/07/2021	Opening Balance	20.00	0.00	0.00	2,216.07
18/08/2021	BUY SAN 18	18.00	2,627.10	0.00	4,843.17
30/11/2021	SALE SAN 3	-3.00	0.00	407.41	4,435.76
24/01/2022	SALE SAN 8	-8.00	0.00	1,086.43	3,349.33
07/02/2022	SALE SAN 3	-3.00	0.00	407.41	2,941.92
16/03/2022	BUY SAN 4	4.00	575.15	0.00	3,517.07

Date	Description	Quantity	Debits	Credits	Balance
10/05/2022	Capital Call	0.00	20.15	0.00	3,537.22
07/06/2022	SALE SAN 28	-28.00	0.00	4,037.22	500.00
30/06/2022	Market Value Adjustment	0.00	500.00	0.00	0.00
30/06/2022	Closing Balance	0.00	0.00	0.00	0.00
Investments - Schneider Electric SE					
01/07/2021	Opening Balance	0.00	0.00	0.00	0.00
04/11/2021	BUY SU 23	23.00	5,555.78	0.00	5,555.78
24/01/2022	SALE SU 5	-5.00	0.00	1,207.78	4,348.00
07/06/2022	SALE SU 18	-18.00	0.00	4,348.00	0.00
30/06/2022	Closing Balance	0.00	0.00	0.00	0.00
Investments - SONY CORP					
01/07/2021	Opening Balance	42.00	0.00	0.00	3,695.05
04/11/2021	sale sony 3	-3.00	0.00	321.63	3,373.42
30/11/2021	sale sony 2	-2.00	0.00	214.42	3,159.00
24/01/2022	sale sony 8	-8.00	0.00	857.68	2,301.32
07/02/2022	sale 2 sony	-2.00	0.00	214.42	2,086.90
16/03/2022	buy sony 3	3.00	410.19	0.00	2,497.09
07/06/2022	sale sony 30	-30.00	0.00	3,304.86	807.77
30/06/2022	Market Value Adjustment	0.00	807.77	0.00	0.00
30/06/2022	Closing Balance	0.00	0.00	0.00	0.00

Date	Description	Quantity	Debits	Credits	Balance
Investments - Southwest Airlines Co					
01/07/2021	Opening Balance	157.00	0.00	0.00	9,947.58
13/10/2021	SALE LUV 42	-42.00	0.00	2,794.89	7,152.69
30/11/2021	SALE LUV 9	-9.00	0.00	598.91	6,553.78
16/03/2022	SALE LUV 46	-46.00	0.00	3,061.07	3,492.71
07/06/2022	SALE LUV 60	-60.00	0.00	3,992.71	500.00
30/06/2022	Market Value Adjustment	0.00	500.00	0.00	0.00
30/06/2022	Closing Balance	0.00	0.00	0.00	0.00
Investments - Sundrug Co Ltd					
01/07/2021	Opening Balance	113.00	0.00	0.00	4,956.87
13/10/2021	SALE SUNDRUG 22	-22.00	0.00	1,156.21	3,800.66
01/12/2021	SALE SUNDRUG 8	-8.00	0.00	420.44	3,380.22
12/01/2022	SALE SUNDRUG 83	-83.00	0.00	4,362.05	981.83
30/06/2022	Market Value Adjustment	0.00	981.83	0.00	0.00
30/06/2022	Closing Balance	0.00	0.00	0.00	0.00
Investments - Taisei Corporation					
01/07/2021	Opening Balance	25.00	0.00	0.00	825.63
07/06/2022	1801 sale 25	-25.00	0.00	1,399.02	573.39
30/06/2022	Market Value Adjustment	0.00	573.39	0.00	0.00
30/06/2022	Closing Balance	0.00	0.00	0.00	0.00

Date	Description	Quantity	Debits	Credits	Balance
Investments - Telenor ASA					
01/07/2021	Opening Balance	336.00	0.00	0.00	6,583.85
04/11/2021	SALE TEL 17	-17.00	0.00	400.41	6,183.44
01/12/2021	SALE TEL 17	-17.00	0.00	400.41	5,783.03
24/01/2022	SALE TEL 73	-73.00	0.00	1,719.41	4,063.62
07/06/2022	SALE TEL 229	-229.00	0.00	5,393.77	1,330.15
30/06/2022	Market Value Adjustment	0.00	1,330.15	0.00	0.00
30/06/2022	Closing Balance	0.00	0.00	0.00	0.00
Investments - Unilever PLC					
01/07/2021	Opening Balance	113.00	0.00	0.00	8,312.47
04/11/2021	SALE ULVR 4	-4.00	0.00	336.10	7,976.37
30/11/2021	SALE ULVR 6	-6.00	0.00	504.15	7,472.22
24/01/2022	SALE ULVR 20	-20.00	0.00	1,680.49	5,791.73
07/02/2022	SALE ULVR 9	-9.00	0.00	756.22	5,035.51
16/03/2022	BUY ULVR 10	10.00	621.87	0.00	5,657.38
07/06/2022	SALE ULVR 84	-84.00	0.00	6,839.67	1,182.29
30/06/2022	Market Value Adjustment	0.00	1,182.29	0.00	0.00
30/06/2022	Closing Balance	0.00	0.00	0.00	0.00
Investments - Vinci SA					
01/07/2021	Opening Balance	9.00	0.00	0.00	707.66

Date	Description	Quantity	Debits	Credits	Balance
04/11/2021	BUY DG 3	3.00	441.94	0.00	1,149.60
24/01/2022	SALE DG 2	-2.00	0.00	319.42	830.18
07/06/2022	SALE DG 10	-10.00	0.00	1,559.89	729.71
30/06/2022	Market Value Adjustment	0.00	729.71	0.00	0.00
30/06/2022	Closing Balance	0.00	0.00	0.00	0.00
Investments - Visa Inc - Ordinary Shares - Class A					
01/07/2021	Opening Balance	30.00	0.00	0.00	7,858.09
30/11/2021	SALE VISA 2	-2.00	0.00	557.21	7,300.88
24/01/2022	SALE VISA 7	-7.00	0.00	1,950.22	5,350.66
07/02/2022	SALE VISA 2	-2.00	0.00	557.21	4,793.45
16/03/2022	BUY VISA 4	4.00	1,155.46	0.00	5,948.91
07/06/2022	SALE VISA 23	-23.00	0.00	6,448.91	500.00
30/06/2022	Market Value Adjustment	0.00	500.00	0.00	0.00
30/06/2022	Closing Balance	0.00	0.00	0.00	0.00
Investments - Willis Towers Watson PLC					
01/07/2021	Opening Balance	0.00	0.00	0.00	0.00
04/11/2021	BUY WLTW 15	15.00	4,733.20	0.00	4,733.20
10/01/2022	WLTW/WTW Code Change	-15.00	0.00	4,733.20	0.00
30/06/2022	Closing Balance	0.00	0.00	0.00	0.00
Investments - Willis Towers Watson Public Limited Co					

Date	Description	Quantity	Debits	Credits	Balance
01/07/2021	Opening Balance	0.00	0.00	0.00	0.00
10/01/2022	WLTW/WTW Code Change	15.00	4,733.20	0.00	4,733.20
24/01/2022	SALE WTW 3	-3.00	0.00	946.64	3,786.56
07/06/2022	SALE WTW 12	-12.00	0.00	3,786.56	0.00
30/06/2022	Closing Balance	0.00	0.00	0.00	0.00
Investments - Zoetis Inc					
01/07/2021	Opening Balance	6.00	0.00	0.00	671.51
18/08/2021	BUY ZTS 3	3.00	858.92	0.00	1,530.43
30/11/2021	SALE ZTS 1	-1.00	0.00	195.25	1,335.18
24/01/2022	SALE ZTS 1	-1.00	0.00	195.25	1,139.93
07/02/2022	SALE ZTS 1	-1.00	0.00	195.25	944.68
07/06/2022	SALE ZTS 6	-6.00	0.00	1,444.68	500.00
30/06/2022	Market Value Adjustment	0.00	500.00	0.00	0.00
30/06/2022	Closing Balance	0.00	0.00	0.00	0.00
Investments - Sydney Airport - Fully Paid Ordinary/Units Stapled Securities					
01/07/2021	Opening Balance	1,470.00	0.00	0.00	8,011.30
06/08/2021	SYD Listed Security Disposal	-359.00	0.00	2,384.14	5,627.16
18/08/2021	SYD Listed Security Disposal	-403.00	0.00	2,676.34	2,950.82
30/11/2021	SYD Listed Security Disposal	-69.00	0.00	458.23	2,492.59
24/01/2022	SYD Listed Security Disposal	-63.00	0.00	418.39	2,074.20

Date	Description	Quantity	Debits	Credits	Balance
15/02/2022	SYD Listed Security Disposal	-576.00	0.00	3,825.25	1,751.05
30/06/2022	Market Value Adjustment	0.00	1,751.05	0.00	0.00
30/06/2022	Closing Balance	0.00	0.00	0.00	0.00
Investments - Transurban Group - Fully Paid Ordinary/Units Stapled Securities					
01/07/2021	Opening Balance	896.00	0.00	0.00	11,792.47
06/08/2021	TCL Listed Security Disposal	-106.00	0.00	1,454.24	10,338.23
18/08/2021	TCL Listed Security Disposal	-96.00	0.00	1,317.05	9,021.18
04/11/2021	TCL Listed Security Disposal	-32.00	0.00	439.02	8,582.16
30/11/2021	TCL Listed Security Disposal	-36.00	0.00	493.89	8,088.27
10/01/2022	TCL Listed Security Acquisition	122.00	1,643.00	0.00	9,731.27
07/02/2022	TCL Listed Security Disposal	-84.00	0.00	1,152.42	8,578.85
16/03/2022	TCL Listed Security Acquisition	120.00	1,557.80	0.00	10,136.65
07/06/2022	TCL Listed Security Disposal	-784.00	0.00	10,636.65	500.00
30/06/2022	Market Value Adjustment	0.00	500.00	0.00	0.00
30/06/2022	Closing Balance	0.00	0.00	0.00	0.00
Investments - Betashares Australian High Interest Cash ETF - Betashares Australian High Interest Cash ETF					
01/07/2021	Opening Balance	0.00	0.00	0.00	0.00
07/02/2022	BUY AAA 2021	2,021.00	101,249.91	0.00	101,249.91
16/03/2022	BUY AAA 53	53.00	2,655.83	0.00	103,905.74
07/06/2022	SALE AAA 2074	-2,074.00	0.00	103,905.74	0.00

Date	Description	Quantity	Debits	Credits	Balance
30/06/2022	Closing Balance	0.00	0.00	0.00	0.00
Investments - Betashares U.S. Dollar ETF - Betashares U.S. Dollar ETF					
01/07/2021	Opening Balance	4,681.00	0.00	0.00	57,796.97
12/10/2021	SALE USD 2584	-2,584.00	0.00	32,181.02	25,615.95
25/10/2021	BUY 2543 USD	2,543.00	32,640.91	0.00	58,256.86
30/11/2021	SALE USD 255	-255.00	0.00	3,175.76	55,081.10
12/01/2022	SALE USD 20	-20.00	0.00	249.08	54,832.02
07/02/2022	BUY USD 2019	2,019.00	27,352.35	0.00	82,184.37
07/03/2022	SALE USD 6384	-6,384.00	0.00	82,684.37	500.00
15/03/2022	BUY USD 3420	3,420.00	45,530.72	0.00	45,030.72
07/06/2022	SALE USD 3420	-3,420.00	0.00	45,530.72	500.00
30/06/2022	Market Value Adjustment	0.00	500.00	0.00	0.00
30/06/2022	Closing Balance	0.00	0.00	0.00	0.00
Investments - Bitcoin					
01/07/2021	Opening Balance	1.35	0.00	0.00	46,349.20
30/06/2022	Market Value Adjustment	0.00	9,757.88	0.00	56,107.08
30/06/2022	Closing Balance	1.35	0.00	0.00	56,107.08
Investments - Ethereum					
01/07/2021	Opening Balance	4.76	0.00	0.00	5,691.16
30/06/2022	Market Value Adjustment	0.00	6,241.00	0.00	11,932.16

Date	Description	Quantity	Debits	Credits	Balance
30/06/2022	Closing Balance	4.76	0.00	0.00	11,932.16
Cash At Bank - Macquarie CMA					
01/07/2021	Opening Balance	0.00	0.00	0.00	90,040.31
02/07/2021	TRANSACT FUNDS TFR TO WOODHILL SUPER FUN	0.00	0.00	40,000.00	50,040.31
09/07/2021	PP TO CBA IM & SE WOODHILL	0.00	0.00	2,210.00	47,830.31
10/08/2021	PP TO CBA IM & SE WOODHILL	0.00	0.00	2,210.00	45,620.31
10/09/2021	PP TO CBA IM & SE WOODHILL	0.00	0.00	2,210.00	43,410.31
08/10/2021	PP TO CBA IM & SE WOODHILL	0.00	0.00	2,210.00	41,200.31
10/11/2021	PP TO CBA IM & SE WOODHILL	0.00	0.00	2,210.00	38,990.31
30/11/2021	SMA OPERATIONS SMA00365912	0.00	50,000.00	0.00	88,990.31
02/12/2021	Vanguard86436888 656361	0.00	466.15	0.00	89,456.46
10/12/2021	PP TO CBA IM & SE WOODHILL	0.00	0.00	2,210.00	87,246.46
31/12/2021	TRANSACT FUNDS TFR TO ALBERT NG	0.00	0.00	440.00	86,806.46
31/12/2021	TRANSACT FUNDS TFR TO AMBRISH BHARDWAJ	0.00	0.00	660.00	86,146.46
10/01/2022	ATO ATO007000015681609	0.00	2,291.67	0.00	88,438.13
10/01/2022	PP TO CBA IM & SE WOODHILL	0.00	0.00	2,210.00	86,228.13
10/02/2022	PP TO CBA IM & SE WOODHILL	0.00	0.00	2,210.00	84,018.13
10/03/2022	PP TO CBA IM & SE WOODHILL	0.00	0.00	2,210.00	81,808.13
07/04/2022	SUPERCENTRAL SUPERCENT 00175396	0.00	0.00	137.50	81,670.63

Date	Description	Quantity	Debits	Credits	Balance
08/04/2022	PP TO CBA IM & SE WOODHILL	0.00	0.00	2,210.00	79,460.63
10/05/2022	PP TO CBA IM & SE WOODHILL	0.00	0.00	2,210.00	77,250.63
10/06/2022	PP TO CBA IM & SE WOODHILL	0.00	0.00	2,210.00	75,040.63
10/06/2022	SMA OPERATIONS SMA00365912	0.00	806,252.37	0.00	881,293.00
30/06/2022	MACQUARIE CMA INTEREST PAID*	0.00	84.56	0.00	881,377.56
30/06/2022	Closing Balance	0.00	0.00	0.00	881,377.56
Cash At Bank - Pending Withdrawal Account					
01/07/2021	Opening Balance	0.00	0.00	0.00	0.00
03/11/2021	Application Money on 23 ALLR	0.00	962.55	0.00	962.55
08/11/2021	Payment of Application Money on 23 ALLR	0.00	0.00	962.55	0.00
26/11/2021	(Withdrawal) Transfer from Cash Account in preparation for payment once the sale of securities has settled (Pay Ref 1319027691)	0.00	50,000.00	0.00	50,000.00
30/11/2021	Transfer to Main Cash account to fund payment (Pay Ref 1319027691)	0.00	0.00	50,000.00	0.00
07/06/2022	(Dividend) Transfer from Cash Account in preparation for payment on 01/07/2022 (Pay Ref 1331048373)	0.00	10.13	0.00	10.13
07/06/2022	(Dividend) Transfer from Cash Account in preparation for payment on 01/07/2022 (Pay Ref 1331048373)	0.00	14.15	0.00	24.28
08/06/2022	(Dividend) Transfer from Cash Account in preparation for payment on 01/07/2022 (Pay Ref 1331048373)	0.00	25.29	0.00	49.57
09/06/2022	(Dividend) Transfer from Cash Account in preparation for payment on 01/07/2022 (Pay Ref 1331048373)	0.00	35.29	0.00	84.86

Date	Description	Quantity	Debits	Credits	Balance
10/06/2022	(Closure Payout) transfer from cash account in preparation for payment (Pay Ref 1329728715)	0.00	806,252.37	0.00	806,337.23
10/06/2022	(Dividend) Transfer from Cash Account in preparation for payment on 01/07/2022 (Pay Ref 1331048373)	0.00	4.73	0.00	806,341.96
10/06/2022	Transfer to Main Cash account to fund payment (Pay Ref 1329728715)	0.00	0.00	806,252.37	89.59
14/06/2022	(Dividend) Transfer from Cash Account in preparation for payment on 01/07/2022 (Pay Ref 1331048373)	0.00	30.70	0.00	120.29
15/06/2022	(Dividend) Transfer from Cash Account in preparation for payment on 01/07/2022 (Pay Ref 1331048373)	0.00	21.35	0.00	141.64
16/06/2022	(Dividend) Transfer from Cash Account in preparation for payment on 01/07/2022 (Pay Ref 1331048373)	0.00	5.96	0.00	147.60
16/06/2022	(Dividend) Transfer from Cash Account in preparation for payment on 01/07/2022 (Pay Ref 1331048373)	0.00	9.57	0.00	157.17
16/06/2022	(Dividend) Transfer from Cash Account in preparation for payment on 01/07/2022 (Pay Ref 1331048373)	0.00	53.15	0.00	210.32
17/06/2022	(Dividend) Transfer from Cash Account in preparation for payment on 01/07/2022 (Pay Ref 1331048373)	0.00	26.40	0.00	236.72
17/06/2022	(Dividend) Transfer from Cash Account in preparation for payment on 01/07/2022 (Pay Ref 1331048373)	0.00	40.29	0.00	277.01
20/06/2022	(Dividend) Transfer from Cash Account in preparation for payment on 01/07/2022 (Pay Ref 1331048373)	0.00	12.00	0.00	289.01

Date	Description	Quantity	Debits	Credits	Balance
20/06/2022	(Dividend) Transfer from Cash Account in preparation for payment on 01/07/2022 (Pay Ref 1331048373)	0.00	13.67	0.00	302.68
23/06/2022	(Dividend) Transfer from Cash Account in preparation for payment on 01/07/2022 (Pay Ref 1331048373)	0.00	86.15	0.00	388.83
24/06/2022	(Dividend) Transfer from Cash Account in preparation for payment on 01/07/2022 (Pay Ref 1331048373)	0.00	300.12	0.00	688.95
29/06/2022	(Dividend) Transfer from Cash Account in preparation for payment on 01/07/2022 (Pay Ref 1331280789)	0.00	15.54	0.00	704.49
29/06/2022	(Dividend) Transfer from Cash Account in preparation for payment on 01/07/2022 (Pay Ref 1331280789)	0.00	25.68	0.00	730.17
30/06/2022	(Dividend) Transfer from Cash Account in preparation for payment on 01/07/2022 (Pay Ref 1331181472)	0.00	102.00	0.00	832.17
30/06/2022	Closing Balance	0.00	0.00	0.00	832.17
Cash At Bank - Praemium Cash Account					
01/07/2021	Opening Balance	0.00	0.00	0.00	35,381.47
01/07/2021	ELE Dividend	0.00	194.73	0.00	35,576.20
01/07/2021	Monthly Interest	0.00	3.23	0.00	35,579.43
02/07/2021	ALL Dividend	0.00	109.20	0.00	35,688.63
02/07/2021	KMB Dividend	0.00	53.23	0.00	35,741.86
07/07/2021	MRK Dividend	0.00	41.63	0.00	35,783.49
07/07/2021	Non advice Fees for the month ended 30 Jun 2021	0.00	0.00	677.67	35,105.82

Date	Description	Quantity	Debits	Credits	Balance
09/07/2021	AMT Dividend	0.00	60.90	0.00	35,166.72
13/07/2021	Net settlement for rebalance 23843 settling on 13/07/2021	0.00	2,845.61	0.00	38,012.33
13/07/2021	Net settlement for rebalance 23843 settling on 13/07/2021	0.00	3,668.51	0.00	41,680.84
15/07/2021	GSBM22 Dividend	0.00	94.87	0.00	41,775.71
15/07/2021	ITW Dividend	0.00	25.07	0.00	41,800.78
28/07/2021	CSCO Dividend	0.00	33.65	0.00	41,834.43
28/07/2021	NTAP Dividend	0.00	37.46	0.00	41,871.89
02/08/2021	BMV Dividend	0.00	38.51	0.00	41,910.40
02/08/2021	JPM Dividend	0.00	37.33	0.00	41,947.73
02/08/2021	Monthly Interest	0.00	4.92	0.00	41,952.65
09/08/2021	Non advice Fees for the month ended 31 Jul 2021	0.00	0.00	709.60	41,243.05
10/08/2021	Net settlement for rebalance 23985 settling on 10/08/2021	0.00	5,851.51	0.00	47,094.56
10/08/2021	Net settlement for rebalance 23985 settling on 10/08/2021	0.00	20,383.99	0.00	67,478.55
12/08/2021	AAPL Dividend	0.00	16.99	0.00	67,495.54
13/08/2021	CFG Dividend	0.00	74.82	0.00	67,570.36
18/08/2021	NOVO B Dividend	0.00	42.04	0.00	67,612.40
20/08/2021	"Net settlement for rebalance 24051 settling on 20/08/21	0.00	54,211.61	0.00	121,824.01

Date	Description	Quantity	Debits	Credits	Balance
20/08/2021	Net settlement for rebalance 24051 settling on 20/08/2021	0.00	4,160.41	0.00	125,984.42
23/08/2021	GSIC22 Dividend	0.00	13.29	0.00	125,997.71
23/08/2021	TCL_THT Dividend	0.00	192.63	0.00	126,190.34
24/08/2021	Net settlement for rebalance 24072 settling on 24/08/2021	0.00	0.00	8,328.28	117,862.06
26/08/2021	D05 Dividend	0.00	86.53	0.00	117,948.59
26/08/2021	PAYX Dividend	0.00	55.39	0.00	118,003.98
31/08/2021	CTSH Dividend	0.00	13.34	0.00	118,017.32
01/09/2021	INTC Dividend	0.00	32.06	0.00	118,049.38
01/09/2021	Monthly Interest	0.00	6.41	0.00	118,055.79
01/09/2021	SJM Dividend	0.00	48.10	0.00	118,103.89
01/09/2021	V Dividend	0.00	11.11	0.00	118,115.00
01/09/2021	ZTS Dividend	0.00	1.73	0.00	118,116.73
02/09/2021	AD Dividend	0.00	97.34	0.00	118,214.07
03/09/2021	2503 Dividend	0.00	24.20	0.00	118,238.27
03/09/2021	DLG Dividend	0.00	53.50	0.00	118,291.77
07/09/2021	ELE Tax Reclaim	0.00	9.75	0.00	118,301.52
07/09/2021	JNJ Dividend	0.00	40.99	0.00	118,342.51
07/09/2021	Non advice Fees for the month ended 31 Aug 2021	0.00	0.00	726.72	117,615.79
08/09/2021	AMGN Dividend	0.00	22.28	0.00	117,638.07

Date	Description	Quantity	Debits	Credits	Balance
08/09/2021	ULVR Dividend	0.00	77.66	0.00	117,715.73
09/09/2021	MSFT Dividend	0.00	47.00	0.00	117,762.73
10/09/2021	CDW Dividend (Pay Ref 1331048373)	0.00	5.96	0.00	117,768.69
13/09/2021	CPU Dividend	0.00	133.86	0.00	117,902.55
13/09/2021	MMM Dividend	0.00	29.02	0.00	117,931.57
15/09/2021	RHI Dividend	0.00	24.61	0.00	117,956.18
16/09/2021	AMAT Dividend	0.00	8.32	0.00	117,964.50
17/09/2021	EBAY Dividend	0.00	12.51	0.00	117,977.01
20/09/2021	GSIQ25 Dividend	0.00	27.67	0.00	118,004.68
20/09/2021	GSIQ30 Dividend	0.00	22.50	0.00	118,027.18
20/09/2021	RDSB Dividend	0.00	14.39	0.00	118,041.57
21/09/2021	BHP Dividend	0.00	241.66	0.00	118,283.23
22/09/2021	EDV Dividend	0.00	43.68	0.00	118,326.91
22/09/2021	SHL Dividend	0.00	128.15	0.00	118,455.06
23/09/2021	MFG Dividend	0.00	125.51	0.00	118,580.57
23/09/2021	NEM Dividend	0.00	18.64	0.00	118,599.21
24/09/2021	WPL Dividend	0.00	41.85	0.00	118,641.06
28/09/2021	COL Dividend	0.00	135.24	0.00	118,776.30
29/09/2021	CBA Dividend	0.00	212.00	0.00	118,988.30
29/09/2021	NST Dividend	0.00	41.71	0.00	119,030.01

Date	Description	Quantity	Debits	Credits	Balance
30/09/2021	CSL Dividend	0.00	128.76	0.00	119,158.77
30/09/2021	PSA Dividend	0.00	30.68	0.00	119,189.45
01/10/2021	Monthly Interest	0.00	9.30	0.00	119,198.75
01/10/2021	TWE Dividend	0.00	88.92	0.00	119,287.67
07/10/2021	ITRK Dividend	0.00	21.65	0.00	119,309.32
07/10/2021	MRK Dividend	0.00	42.84	0.00	119,352.16
07/10/2021	Non advice Fees for the month ended 30 Sep 2021	0.00	0.00	714.42	118,637.74
07/10/2021	WES Dividend	0.00	222.30	0.00	118,860.04
08/10/2021	Net settlement for rebalance 24292 settling on 08/10/2021	0.00	0.00	6,595.81	112,264.23
08/10/2021	Net settlement for rebalance 24292 settling on 08/10/2021	0.00	0.00	6,875.98	105,388.25
08/10/2021	RDSB Deferred Settlement	0.00	6,875.98	0.00	112,264.23
08/10/2021	WOW Dividend	0.00	134.20	0.00	112,398.43
08/10/2021	wtc Dividend	0.00	7.58	0.00	112,406.01
11/10/2021	RDSB Deferred Settlement	0.00	0.00	6,875.98	105,530.03
13/10/2021	BSL Dividend	0.00	96.80	0.00	105,626.83
14/10/2021	"Net settlement for rebalance 24318 settling on 14/10/2021	0.00	33,662.27	0.00	139,289.10
14/10/2021	BXB Dividend	0.00	110.79	0.00	139,399.89
14/10/2021	ITW Dividend	0.00	27.19	0.00	139,427.08

Date	Description	Quantity	Debits	Credits	Balance
15/10/2021	AMT Dividend	0.00	60.24	0.00	139,487.32
15/10/2021	Net settlement for rebalance 24324 settling on 15/10/2021	0.00	3,061.99	0.00	142,549.31
15/10/2021	Net settlement for rebalance 24324 settling on 15/10/2021	0.00	18,843.62	0.00	161,392.93
18/10/2021	Net settlement for rebalance 24335 settling on 18/10/2021	0.00	0.00	4,554.74	156,838.19
19/10/2021	Net settlement for rebalance 24341 settling on 19/10/2021	0.00	0.00	2,856.34	153,981.85
20/10/2021	Cash Takeover/Scheme of Arrangment on TCLR	0.00	23.10	0.00	154,004.95
20/10/2021	TEL Dividend	0.00	159.84	0.00	154,164.79
21/10/2021	GDBG25 Dividend	0.00	326.62	0.00	154,491.41
21/10/2021	GDBG29 Dividend	0.00	230.74	0.00	154,722.15
21/10/2021	GDBG33 Dividend	0.00	369.00	0.00	155,091.15
21/10/2021	GDBG37 Dividend	0.00	106.87	0.00	155,198.02
27/10/2021	CSCO Dividend	0.00	15.48	0.00	155,213.50
27/10/2021	Net settlement for rebalance 24387 settling on 27/10/2021	0.00	0.00	16,054.96	139,158.54
27/10/2021	Net settlement for rebalance 24387 settling on 27/10/2021	0.00	0.00	32,640.91	106,517.63
27/10/2021	NTAP Dividend	0.00	36.65	0.00	106,554.28
01/11/2021	JPM Dividend	0.00	27.13	0.00	106,581.41
01/11/2021	Monthly Interest	0.00	10.58	0.00	106,591.99

Date	Description	Quantity	Debits	Credits	Balance
02/11/2021	BMV Dividend	0.00	37.72	0.00	106,629.71
02/11/2021	Net settlement for rebalance 24414 settling on 02/11/2021	0.00	0.00	5,382.95	101,246.76
03/11/2021	Application Money on 23 ALLR	0.00	0.00	962.55	100,284.21
03/11/2021	Net settlement for rebalance 24422 settling on 03/11/2021	0.00	0.00	22,251.54	78,032.67
05/11/2021	Net settlement for rebalance 24436 settling on 05/11/2021	0.00	0.00	50,013.78	28,018.89
08/11/2021	Net settlement for rebalance 24443 settling on 08/11/2021	0.00	10,971.06	0.00	38,989.95
08/11/2021	Net settlement for rebalance 24443 settling on 08/11/2021	0.00	18,434.72	0.00	57,424.67
08/11/2021	Payment of Application Money on 23 ALLR	0.00	0.00	962.55	56,462.12
08/11/2021	Payment of Application Money on 23 ALLR	0.00	962.55	0.00	57,424.67
09/11/2021	Non advice Fees for the month ended 31 Oct 2021	0.00	0.00	722.57	56,702.10
12/11/2021	CFG Dividend	0.00	52.63	0.00	56,754.73
15/11/2021	AAPL Dividend	0.00	17.06	0.00	56,771.79
18/11/2021	DG Dividend	0.00	8.92	0.00	56,780.71
19/11/2021	1878 Dividend	0.00	25.47	0.00	56,806.18
22/11/2021	GGBU28 Dividend	0.00	96.24	0.00	56,902.42
22/11/2021	GGBU31 Dividend	0.00	220.50	0.00	57,122.92
22/11/2021	GSIC22 Dividend	0.00	13.38	0.00	57,136.30
24/11/2021	REC Dividend	0.00	28.66	0.00	57,164.96

Date	Description	Quantity	Debits	Credits	Balance
26/11/2021	D05 Dividend	0.00	65.00	0.00	57,229.96
26/11/2021	Transfer to Pending Withdrawal Account for payment once the sale of securities has settled (Pay Ref 1319027691)	0.00	0.00	50,000.00	7,229.96
29/11/2021	6501 Dividend	0.00	72.25	0.00	7,302.21
29/11/2021	PAYX Dividend	0.00	58.01	0.00	7,360.22
30/11/2021	7741 Dividend	0.00	4.95	0.00	7,365.17
30/11/2021	CTSH Dividend	0.00	13.82	0.00	7,378.99
30/11/2021	Transfer from Pending Withdrawals account to fund payment (Pay Ref 1319027691)	0.00	50,000.00	0.00	57,378.99
30/11/2021	Withdrawal from the SMA, paid via Direct Entry, (Ref=1319027691)	0.00	0.00	50,000.00	7,378.99
01/12/2021	4503 Dividend	0.00	45.01	0.00	7,424.00
01/12/2021	6758 Dividend	0.00	13.96	0.00	7,437.96
01/12/2021	7974 Dividend	0.00	75.51	0.00	7,513.47
01/12/2021	9433 Dividend	0.00	132.55	0.00	7,646.02
01/12/2021	INTC Dividend	0.00	17.44	0.00	7,663.46
01/12/2021	Monthly Interest	0.00	4.51	0.00	7,667.97
01/12/2021	SJM Dividend	0.00	47.36	0.00	7,715.33
01/12/2021	ULVR Dividend	0.00	76.06	0.00	7,791.39
01/12/2021	ZTS Dividend	0.00	2.90	0.00	7,794.29
02/12/2021	1801 Dividend	0.00	18.10	0.00	7,812.39

Date	Description	Quantity	Debits	Credits	Balance
02/12/2021	Net settlement for rebalance 24563 settling on 02/12/2021	0.00	18,298.33	0.00	26,110.72
02/12/2021	Net settlement for rebalance 24563 settling on 02/12/2021	0.00	22,296.69	0.00	48,407.41
02/12/2021	Return of Capital of A\$2.00 per WES share held.	0.00	610.00	0.00	49,017.41
03/12/2021	Net settlement for rebalance 24566 settling on 03/12/2021	0.00	2,902.80	0.00	51,920.21
03/12/2021	Net settlement for rebalance 24566 settling on 03/12/2021	0.00	4,407.77	0.00	56,327.98
06/12/2021	9989 Dividend	0.00	44.62	0.00	56,372.60
07/12/2021	6113 Dividend	0.00	38.68	0.00	56,411.28
07/12/2021	JNJ Dividend	0.00	31.40	0.00	56,442.68
07/12/2021	Net settlement for rebalance 24580 settling on 07/12/2021	0.00	724.69	0.00	57,167.37
07/12/2021	V Dividend	0.00	13.42	0.00	57,180.79
09/12/2021	MSFT Dividend	0.00	46.43	0.00	57,227.22
09/12/2021	Non advice Fees for the month ended 30 Nov 2021	0.00	0.00	712.38	56,514.84
10/12/2021	CDW Dividend	0.00	7.67	0.00	56,522.51
13/12/2021	MMM Dividend	0.00	29.71	0.00	56,552.22
15/12/2021	NAB Dividend	0.00	146.73	0.00	56,698.95
15/12/2021	RHI Dividend	0.00	23.88	0.00	56,722.83
16/12/2021	AMAT Dividend	0.00	8.48	0.00	56,731.31

Date	Description	Quantity	Debits	Credits	Balance
16/12/2021	ANZ Dividend	0.00	236.16	0.00	56,967.47
17/12/2021	ALL Dividend	0.00	125.84	0.00	57,093.31
17/12/2021	EBAY Dividend	0.00	12.88	0.00	57,106.19
20/12/2021	GSIQ25 Dividend	0.00	22.10	0.00	57,128.29
20/12/2021	GSIQ30 Dividend	0.00	20.31	0.00	57,148.60
21/12/2021	WBC Dividend	0.00	486.60	0.00	57,635.20
29/12/2021	NEM Dividend	0.00	19.73	0.00	57,654.93
30/12/2021	PSA Dividend	0.00	31.86	0.00	57,686.79
03/01/2022	Monthly Interest	0.00	4.89	0.00	57,691.68
04/01/2022	ELE Dividend	0.00	64.54	0.00	57,756.22
07/01/2022	MRK Dividend	0.00	41.24	0.00	57,797.46
11/01/2022	Non advice Fees for the month ended 31 Dec 2021	0.00	0.00	695.36	57,102.10
12/01/2022	Net settlement for rebalance 24741 settling on 12/01/2022	0.00	0.00	8,368.29	48,733.81
12/01/2022	Net settlement for rebalance 24741 settling on 12/01/2022	0.00	0.00	27,963.16	20,770.65
14/01/2022	Net settlement for rebalance 24755 settling on 14/01/2022	0.00	265.04	0.00	21,035.69
14/01/2022	Net settlement for rebalance 24755 settling on 14/01/2022	0.00	3,449.99	0.00	24,485.68
17/01/2022	AMT Dividend	0.00	64.36	0.00	24,550.04
17/01/2022	GSBM22 Dividend	0.00	86.24	0.00	24,636.28

Date	Description	Quantity	Debits	Credits	Balance
17/01/2022	ITW Dividend	0.00	25.63	0.00	24,661.91
19/01/2022	WLTW Dividend	0.00	16.55	0.00	24,678.46
26/01/2022	Net settlement for rebalance 24810 settling on 26/01/2022	0.00	64,525.08	0.00	89,203.54
27/01/2022	"Net settlement for rebalance 24810 settling on 27/01/2022	0.00	28,335.06	0.00	117,538.60
27/01/2022	CSCO Dividend	0.00	14.47	0.00	117,553.07
27/01/2022	NTAP Dividend	0.00	33.12	0.00	117,586.19
31/01/2022	JPM Dividend	0.00	26.38	0.00	117,612.57
01/02/2022	Monthly Interest	0.00	3.97	0.00	117,616.54
02/02/2022	BMV Dividend	0.00	37.25	0.00	117,653.79
08/02/2022	Non advice Fees for the month ended 31 Jan 2022	0.00	0.00	686.25	116,967.54
09/02/2022	Net settlement for rebalance 24862 settling on 09/02/2022	0.00	0.00	128,602.26	11,634.72
09/02/2022	Net settlement for rebalance 24862 settling on 09/02/2022	0.00	8,631.87	0.00	3,002.85
09/02/2022	Net settlement for rebalance 24862 settling on 09/02/2022	0.00	17,860.99	0.00	14,858.14
11/02/2022	AAPL Dividend	0.00	12.31	0.00	14,870.45
14/02/2022	CFG Dividend	0.00	62.62	0.00	14,933.07
21/02/2022	Final redemption: A\$119.84 for each GSIC22 bond held.	0.00	4,314.24	0.00	19,247.31
21/02/2022	GSIC22 Dividend	0.00	13.48	0.00	19,260.79

Date	Description	Quantity	Debits	Credits	Balance
22/02/2022	TCL_THT Dividend	0.00	93.90	0.00	19,354.69
24/02/2022	PAYX Dividend	0.00	26.54	0.00	19,381.23
01/03/2022	CTSH Dividend	0.00	9.42	0.00	19,390.65
01/03/2022	INTC Dividend	0.00	10.63	0.00	19,401.28
01/03/2022	Monthly Interest	0.00	3.26	0.00	19,404.54
02/03/2022	SJM Dividend	0.00	31.21	0.00	19,435.75
02/03/2022	V Dividend	0.00	8.31	0.00	19,444.06
02/03/2022	ZTS Dividend	0.00	3.03	0.00	19,447.09
08/03/2022	JNJ Dividend	0.00	19.67	0.00	19,466.76
09/03/2022	"Non advice Fees for the month ended 28 Feb 2022	0.00	0.00	623.26	18,843.50
09/03/2022	Net settlement for rebalance 24989 settling on 09/03/2022	0.00	82,382.74	0.00	101,226.24
09/03/2022	Tax Date 9/03/2022. Scheme of Arrangement between Sydney Airport Stapled Securities (SYD)	0.00	5,040.00	0.00	106,266.24
10/03/2022	CDW Dividend	0.00	4.62	0.00	106,270.86
10/03/2022	MSFT Dividend	0.00	30.12	0.00	106,300.98
15/03/2022	MMM Dividend	0.00	29.87	0.00	106,330.85
15/03/2022	RHI Dividend	0.00	18.25	0.00	106,349.10
16/03/2022	AAA Dividend	0.00	14.91	0.00	106,364.01
16/03/2022	AMAT Dividend	0.00	5.34	0.00	106,369.35

Date	Description	Quantity	Debits	Credits	Balance
17/03/2022	CPU Dividend	0.00	57.12	0.00	106,426.47
17/03/2022	Net settlement for rebalance 25030 settling on 17/03/2022	0.00	0.00	45,530.72	60,895.75
18/03/2022	AAA Deferred Settlement	0.00	2,655.83	0.00	63,551.58
18/03/2022	EBAY Dividend	0.00	12.91	0.00	63,564.49
18/03/2022	ML Deferred Settlement	0.00	3,153.97	0.00	66,718.46
18/03/2022	Net settlement for rebalance 25038 settling on 18/03/2022	0.00	0.00	19,177.05	47,541.41
18/03/2022	Net settlement for rebalance 25038 settling on 18/03/2022	0.00	5,315.65	0.00	52,857.06
18/03/2022	ULVR Deferred Settlement	0.00	621.87	0.00	53,478.93
21/03/2022	AAA Deferred Settlement	0.00	0.00	2,655.83	50,823.10
21/03/2022	GSIQ25 Dividend	0.00	22.26	0.00	50,845.36
21/03/2022	GSIQ30 Dividend	0.00	18.89	0.00	50,864.25
21/03/2022	ML Deferred Settlement	0.00	0.00	3,153.97	47,710.28
21/03/2022	ML Deferred Settlement	0.00	3,153.97	0.00	50,864.25
21/03/2022	ROG Dividend	0.00	53.82	0.00	50,918.07
21/03/2022	ULVR Deferred Settlement	0.00	0.00	621.87	50,296.20
22/03/2022	ML Deferred Settlement	0.00	0.00	3,153.97	47,142.23
22/03/2022	ML Deferred Settlement	0.00	3,153.97	0.00	50,296.20
23/03/2022	ML Deferred Settlement	0.00	0.00	3,153.97	47,142.23
23/03/2022	ML Deferred Settlement	0.00	3,153.97	0.00	50,296.20

Date	Description	Quantity	Debits	Credits	Balance
23/03/2022	SHL Dividend	0.00	76.40	0.00	50,372.60
23/03/2022	ULVR Dividend	0.00	46.61	0.00	50,419.21
23/03/2022	WPL Dividend	0.00	255.78	0.00	50,674.99
24/03/2022	ML Deferred Settlement	0.00	0.00	3,153.97	47,521.02
24/03/2022	ML Deferred Settlement	0.00	3,153.97	0.00	50,674.99
25/03/2022	LHX Dividend	0.00	12.72	0.00	50,687.71
25/03/2022	ML Deferred Settlement	0.00	0.00	3,153.97	47,533.74
25/03/2022	NEM Dividend	0.00	12.50	0.00	47,546.24
28/03/2022	BHP Dividend	0.00	151.88	0.00	47,698.12
28/03/2022	EDV Dividend	0.00	54.88	0.00	47,753.00
29/03/2022	NOVO B Dividend	0.00	51.05	0.00	47,804.05
29/03/2022	NST Dividend	0.00	100.20	0.00	47,904.25
30/03/2022	ABBN Dividend	0.00	64.73	0.00	47,968.98
30/03/2022	CBA Dividend	0.00	138.25	0.00	48,107.23
30/03/2022	WES Dividend	0.00	184.80	0.00	48,292.03
31/03/2022	COL Dividend	0.00	154.44	0.00	48,446.47
01/04/2022	Monthly Interest	0.00	4.51	0.00	48,450.98
01/04/2022	PSA Dividend	0.00	27.20	0.00	48,478.18
01/04/2022	TWE Dividend	0.00	66.00	0.00	48,544.18
06/04/2022	CSL Dividend	0.00	93.91	0.00	48,638.09

Date	Description	Quantity	Debits	Credits	Balance
08/04/2022	MRK Dividend	0.00	23.32	0.00	48,661.41
08/04/2022	Non advice Fees for the month ended 31 Mar 2022	0.00	0.00	650.44	48,010.97
08/04/2022	WTC Dividend	0.00	5.51	0.00	48,016.48
13/04/2022	WOW Dividend	0.00	99.45	0.00	48,115.93
14/04/2022	BXB Dividend	0.00	84.94	0.00	48,200.87
14/04/2022	ITW Dividend	0.00	20.59	0.00	48,221.46
19/04/2022	WTW Dividend	0.00	13.35	0.00	48,234.81
20/04/2022	AAA Dividend	0.00	19.10	0.00	48,253.91
21/04/2022	GDBG25 Dividend	0.00	297.37	0.00	48,551.28
21/04/2022	GDBG29 Dividend	0.00	214.49	0.00	48,765.77
21/04/2022	GDBG33 Dividend	0.00	780.75	0.00	49,546.52
21/04/2022	GDBG37 Dividend	0.00	688.12	0.00	50,234.64
22/04/2022	D05 Dividend	0.00	58.51	0.00	50,293.15
27/04/2022	ENGI Dividend	0.00	135.04	0.00	50,428.19
28/04/2022	AD Dividend	0.00	87.81	0.00	50,516.00
28/04/2022	CSCO Dividend	0.00	11.55	0.00	50,527.55
28/04/2022	DG Dividend	0.00	27.51	0.00	50,555.06
28/04/2022	EDP Dividend	0.00	108.37	0.00	50,663.43
28/04/2022	NTAP Dividend	0.00	22.29	0.00	50,685.72

Date	Description	Quantity	Debits	Credits	Balance
29/04/2022	AMT Dividend	0.00	38.20	0.00	50,723.92
02/05/2022	JPM Dividend	0.00	23.14	0.00	50,747.06
02/05/2022	Monthly Interest	0.00	3.94	0.00	50,751.00
02/05/2022	Net settlement for rebalance 25204 settling on 02/05/2022	0.00	0.00	3,731.52	47,019.48
03/05/2022	BMV Dividend	0.00	27.85	0.00	47,047.33
09/05/2022	ATVI Dividend	0.00	14.60	0.00	47,061.93
09/05/2022	Non advice Fees for the month ended 30 Apr 2022	0.00	0.00	634.07	46,427.86
10/05/2022	SAN Dividend	0.00	106.73	0.00	46,534.59
17/05/2022	AAA Dividend	0.00	18.94	0.00	46,553.53
17/05/2022	AAPL Dividend	0.00	11.81	0.00	46,565.34
18/05/2022	CFG Dividend	0.00	32.49	0.00	46,597.83
19/05/2022	ML Dividend	0.00	86.16	0.00	46,683.99
19/05/2022	SU Dividend	0.00	58.84	0.00	46,742.83
23/05/2022	GSBU28 Dividend	0.00	92.12	0.00	46,834.95
23/05/2022	GSBU31 Dividend	0.00	212.00	0.00	47,046.95
24/05/2022	TEL Dividend	0.00	126.27	0.00	47,173.22
25/05/2022	D05 Dividend	0.00	59.76	0.00	47,232.98
25/05/2022	REC Dividend	0.00	18.41	0.00	47,251.39
26/05/2022	PAYX Dividend	0.00	36.57	0.00	47,287.96

Date	Description	Quantity	Debits	Credits	Balance
27/05/2022	G Dividend	0.00	156.45	0.00	47,444.41
27/05/2022	Tax on SAN/EAPI Spin-off	0.00	0.00	5.67	47,438.74
31/05/2022	CTSH Dividend	0.00	11.75	0.00	47,450.49
01/06/2022	4503 Dividend	0.00	27.74	0.00	47,478.23
01/06/2022	7741 Dividend	0.00	5.08	0.00	47,483.31
01/06/2022	Monthly Interest	0.00	10.96	0.00	47,494.27
01/06/2022	ZTS Dividend	0.00	1.93	0.00	47,496.20
02/06/2022	6501 Dividend	0.00	41.94	0.00	47,538.14
02/06/2022	SJM Dividend	0.00	38.11	0.00	47,576.25
03/06/2022	6758 Dividend	0.00	9.99	0.00	47,586.24
07/06/2022	Dividend payment, Transfer to Pending Withdrawal Account in preparation for payment on 01/07/2022 (Pay Ref 1331048373)	0.00	0.00	10.13	47,576.11
07/06/2022	Dividend payment, Transfer to Pending Withdrawal Account in preparation for payment on 01/07/2022 (Pay Ref 1331048373)	0.00	0.00	14.15	47,561.96
07/06/2022	Interest paid on closure of account	0.00	2.19	0.00	47,564.15
07/06/2022	MONC Dividend (Pay Ref 1331048373)	0.00	14.15	0.00	47,578.30
07/06/2022	Non advice Fees charged on closure of account	0.00	0.00	130.07	47,448.23
07/06/2022	V Dividend (Pay Ref 1331048373)	0.00	10.13	0.00	47,458.36

Date	Description	Quantity	Debits	Credits	Balance
08/06/2022	Dividend payment, Transfer to Pending Withdrawal Account in preparation for payment on 01/07/2022 (Pay Ref 1331048373)	0.00	0.00	25.29	47,433.07
08/06/2022	JNJ Dividend (Pay Ref 1331048373)	0.00	25.29	0.00	47,458.36
08/06/2022	Non advice Fees for the month ended 31 May 2022	0.00	0.00	636.20	46,822.16
09/06/2022	"Net settlement for rebalance 25380 settling on 09/06/2022	0.00	3,074.11	0.00	49,896.27
09/06/2022	Dividend payment, Transfer to Pending Withdrawal Account in preparation for payment on 01/07/2022 (Pay Ref 1331048373)	0.00	0.00	35.29	49,860.98
09/06/2022	MSFT Dividend (Pay Ref 1331048373)	0.00	35.29	0.00	49,896.27
09/06/2022	Net settlement for rebalance 25380 settling on 09/06/2022	0.00	267,707.08	0.00	317,603.35
09/06/2022	Net settlement for rebalance 25380 settling on 09/06/2022	0.00	488,643.35	0.00	806,246.70
10/06/2022	CDW Dividend (Pay Ref 1331048373)	0.00	4.73	0.00	806,251.43
10/06/2022	Closure Payout, transfer to pending withdrawal account in preparation for payment (Pay Ref 1329728715)	0.00	0.00	806,252.37	0.94
10/06/2022	Dividend payment, Transfer to Pending Withdrawal Account in preparation for payment on 01/07/2022 (Pay Ref 1331048373)	0.00	0.00	4.73	5.67
10/06/2022	Transfer from Pending Withdrawals account to fund payment (Pay Ref 1329728715)	0.00	806,252.37	0.00	806,246.70
10/06/2022	Withdrawal from the SMA, paid via Direct Entry, (Ref=1329728715)	0.00	0.00	806,252.37	5.67

Date	Description	Quantity	Debits	Credits	Balance
14/06/2022	Dividend payment, Transfer to Pending Withdrawal Account in preparation for payment on 01/07/2022 (Pay Ref 1331048373)	0.00	0.00	30.70	36.37
14/06/2022	MMM Dividend (Pay Ref 1331048373)	0.00	30.70	0.00	5.67
15/06/2022	Dividend payment, Transfer to Pending Withdrawal Account in preparation for payment on 01/07/2022 (Pay Ref 1331048373)	0.00	0.00	21.35	27.02
15/06/2022	ELE Dividend - Tax Reclaim	0.00	5.43	0.00	21.59
15/06/2022	ELE Dividend - Tax Reclaim	0.00	7.66	0.00	13.93
15/06/2022	RHI Dividend (Pay Ref 1331048373)	0.00	21.35	0.00	7.42
16/06/2022	AMAT Dividend (Pay Ref 1331048373)	0.00	5.96	0.00	13.38
16/06/2022	Dividend payment, Transfer to Pending Withdrawal Account in preparation for payment on 01/07/2022 (Pay Ref 1331048373)	0.00	0.00	5.96	7.42
16/06/2022	Dividend payment, Transfer to Pending Withdrawal Account in preparation for payment on 01/07/2022 (Pay Ref 1331048373)	0.00	0.00	9.57	2.15
16/06/2022	Dividend payment, Transfer to Pending Withdrawal Account in preparation for payment on 01/07/2022 (Pay Ref 1331048373)	0.00	0.00	53.15	55.30
16/06/2022	NEM Dividend (Pay Ref 1331048373)	0.00	9.57	0.00	45.73
16/06/2022	ULVR Dividend (Pay Ref 1331048373)	0.00	53.15	0.00	7.42
17/06/2022	AAA Dividend (Pay Ref 1331048373)	0.00	40.29	0.00	47.71

Date	Description	Quantity	Debits	Credits	Balance
17/06/2022	Dividend payment, Transfer to Pending Withdrawal Account in preparation for payment on 01/07/2022 (Pay Ref 1331048373)	0.00	0.00	26.40	21.31
17/06/2022	Dividend payment, Transfer to Pending Withdrawal Account in preparation for payment on 01/07/2022 (Pay Ref 1331048373)	0.00	0.00	40.29	18.98
17/06/2022	ITRK Dividend (Pay Ref 1331048373)	0.00	26.40	0.00	7.42
20/06/2022	Dividend payment, Transfer to Pending Withdrawal Account in preparation for payment on 01/07/2022 (Pay Ref 1331048373)	0.00	0.00	12.00	4.58
20/06/2022	Dividend payment, Transfer to Pending Withdrawal Account in preparation for payment on 01/07/2022 (Pay Ref 1331048373)	0.00	0.00	13.67	18.25
20/06/2022	EBAY Dividend (Pay Ref 1331048373)	0.00	12.00	0.00	6.25
20/06/2022	LHX Dividend (Pay Ref 1331048373)	0.00	13.67	0.00	7.42
23/06/2022	9433 Dividend (Pay Ref 1331048373)	0.00	86.15	0.00	93.57
23/06/2022	Dividend payment, Transfer to Pending Withdrawal Account in preparation for payment on 01/07/2022 (Pay Ref 1331048373)	0.00	0.00	86.15	7.42
24/06/2022	Dividend payment, Transfer to Pending Withdrawal Account in preparation for payment on 01/07/2022 (Pay Ref 1331048373)	0.00	0.00	300.12	292.70
24/06/2022	WBC Dividend (Pay Ref 1331048373)	0.00	300.12	0.00	7.42
29/06/2022	1801 Dividend (Pay Ref 1331280789)	0.00	15.54	0.00	22.96
29/06/2022	6113 Dividend (Pay Ref 1331280789)	0.00	25.68	0.00	48.64

Date	Description	Quantity	Debits	Credits	Balance
29/06/2022	Dividend payment, Transfer to Pending Withdrawal Account in preparation for payment on 01/07/2022 (Pay Ref 1331280789)	0.00	0.00	15.54	33.10
29/06/2022	Dividend payment, Transfer to Pending Withdrawal Account in preparation for payment on 01/07/2022 (Pay Ref 1331280789)	0.00	0.00	25.68	7.42
30/06/2022	7974 Dividend (Pay Ref 1331181472)	0.00	102.00	0.00	109.42
30/06/2022	Dividend payment, Transfer to Pending Withdrawal Account in preparation for payment on 01/07/2022 (Pay Ref 1331181472)	0.00	0.00	102.00	7.42
30/06/2022	Closing Balance	0.00	0.00	0.00	7.42
Cash At Bank - Vanguard Cash Account					
01/07/2021	Opening Balance	0.00	0.00	0.00	3.17
02/07/2021	Account Fee	0.00	0.00	7.97	4.80
02/07/2021	Account Fee	0.00	0.00	31.10	35.90
02/07/2021	Off-System BSB Direct Entry Deposit - FUNDS TRANSFER	0.00	40,000.00	0.00	39,964.10
06/07/2021	Buy transaction of VAN0722AU	0.00	0.00	39,500.00	464.10
03/08/2021	Cash Account Interest	0.00	1.66	0.00	465.76
02/09/2021	Cash Account Interest	0.00	0.13	0.00	465.89
02/10/2021	Cash Account Interest	0.00	0.13	0.00	466.02
02/11/2021	Cash Account Interest	0.00	0.01	0.00	466.03
02/11/2021	Cash Account Interest	0.00	0.13	0.00	466.16

Date	Description	Quantity	Debits	Credits	Balance
02/12/2021	Cash Account Interest	0.00	0.13	0.00	466.29
02/12/2021	One-off Cash Withdrawal to 122686678 on 01-Dec-2021	0.00	0.00	466.15	0.14
21/01/2022	Sell transaction of VAN0722AU	0.00	20,000.00	0.00	20,000.14
02/02/2022	Cash Account Interest	0.00	2.30	0.00	20,002.44
02/03/2022	Cash Account Interest	0.00	5.37	0.00	20,007.81
11/03/2022	Sell transaction of VAN0722AU	0.00	20,000.00	0.00	40,007.81
02/04/2022	Cash Account Interest	0.00	7.54	0.00	40,015.35
03/05/2022	Cash Account Interest	0.00	8.50	0.00	40,023.85
02/06/2022	Cash Account Interest	0.00	16.17	0.00	40,040.02
30/06/2022	Sell transaction of VAN0105AU	0.00	19,411.60	0.00	59,451.62
30/06/2022	Sell transaction of VAN0111AU	0.00	19,993.12	0.00	79,444.74
30/06/2022	Sell transaction of VAN0722AU	0.00	10,656.89	0.00	90,101.63
30/06/2022	Closing Balance	0.00	0.00	0.00	90,101.63
Other Assets - Unsettled Trades / Acquisitions / Managed Investments / Vanguard Active Global Growth Fund					
01/07/2021	Opening Balance	0.00	0.00	0.00	0.00
01/07/2021	Vanguard Active Global Growth Fund	0.00	0.00	125.89	125.89
01/07/2021	Vanguard Active Global Growth Fund	0.00	125.89	0.00	0.00
06/07/2021	Buy transaction of VAN0722AU	0.00	0.00	39,500.00	39,500.00
06/07/2021	Buy transaction of VAN0722AU	0.00	39,500.00	0.00	0.00

Date	Description	Quantity	Debits	Credits	Balance
01/10/2021	VAN0722AU Distribution - Cash	0.00	0.00	711.80	711.80
01/10/2021	VAN0722AU Distribution - Cash	0.00	711.80	0.00	0.00
01/01/2022	VAN0722AU Distribution - Cash	0.00	0.00	295.73	295.73
01/01/2022	VAN0722AU Distribution - Cash	0.00	295.73	0.00	0.00
01/04/2022	VAN0722AU Distribution - Cash	0.00	0.00	63.92	63.92
01/04/2022	VAN0722AU Distribution - Cash	0.00	63.92	0.00	0.00
30/06/2022	Closing Balance	0.00	0.00	0.00	0.00
Other Assets - Unsettled Trades / Acquisitions / Managed Investments / Vanguard High Growth Index Fund					
01/07/2021	Opening Balance	0.00	0.00	0.00	0.00
01/07/2021	Vanguard High Growth Index Fund	0.00	0.00	734.72	734.72
01/07/2021	Vanguard High Growth Index Fund	0.00	734.72	0.00	0.00
30/09/2021	VAN0111AU Distribution - Cash	0.00	0.00	145.71	145.71
30/09/2021	VAN0111AU Distribution - Cash	0.00	145.71	0.00	0.00
12/01/2022	VAN0111AU Distribution - Cash	0.00	0.00	102.74	102.74
12/01/2022	VAN0111AU Distribution - Cash	0.00	102.74	0.00	0.00
31/03/2022	VAN0111AU Distribution - Cash	0.00	0.00	282.96	282.96
31/03/2022	VAN0111AU Distribution - Cash	0.00	282.96	0.00	0.00
30/06/2022	Closing Balance	0.00	0.00	0.00	0.00
Other Assets - Unsettled Trades / Acquisitions / Managed Investments / Vanguard International Shares Index Fund (Hedged)					
01/07/2021	Opening Balance	0.00	0.00	0.00	0.00

Date	Description	Quantity	Debits	Credits	Balance
01/07/2021	Vanguard International Shares Index Fund (Hedged)	0.00	0.00	992.11	992.11
01/07/2021	Vanguard International Shares Index Fund (Hedged)	0.00	992.11	0.00	0.00
30/06/2022	Closing Balance	0.00	0.00	0.00	0.00
Other Assets - Unsettled Trades / Acquisitions / Other Fixed Interest Securities / Australian Government Treasury Bonds - Treasury Bond 1.00% 21-11-31 Semi					
01/07/2021	Opening Balance	0.00	0.00	0.00	0.00
13/10/2021	GSBU31 Listed Security Acquisition	0.00	0.00	6,047.07	6,047.07
14/10/2021	GSBU31 Listed Security Acquisition	0.00	0.00	4,554.74	10,601.81
15/10/2021	GSBU31 Listed Security Acquisition	0.00	0.00	2,856.34	13,458.15
15/10/2021	GSBU31 Listed Security Acquisition	0.00	6,047.07	0.00	7,411.08
18/10/2021	GSBU31 Listed Security Acquisition	0.00	4,554.74	0.00	2,856.34
19/10/2021	GSBU31 Listed Security Acquisition	0.00	2,856.34	0.00	0.00
29/10/2021	GSBU31 Listed Security Acquisition	0.00	0.00	5,382.95	5,382.95
01/11/2021	GSBU31 Listed Security Acquisition	0.00	0.00	22,251.54	27,634.49
02/11/2021	GSBU31 Listed Security Acquisition	0.00	5,382.95	0.00	22,251.54
03/11/2021	GSBU31 Listed Security Acquisition	0.00	22,251.54	0.00	0.00
16/03/2022	GSBU31 Listed Security Acquisition	0.00	0.00	1,232.06	1,232.06
18/03/2022	GSBU31 Listed Security Acquisition	0.00	1,232.06	0.00	0.00
30/06/2022	Closing Balance	0.00	0.00	0.00	0.00
Other Assets - Unsettled Trades / Acquisitions / Other Fixed Interest Securities / Australian Government Treasury Bonds - Treasury Bond 3.25% 21-04-25 Semi					

Date	Description	Quantity	Debits	Credits	Balance
01/07/2021	Opening Balance	0.00	0.00	0.00	0.00
16/03/2022	GSBG25 Listed Security Acquisition	0.00	0.00	318.30	318.30
18/03/2022	GSBG25 Listed Security Acquisition	0.00	318.30	0.00	0.00
30/06/2022	Closing Balance	0.00	0.00	0.00	0.00
Other Assets - Unsettled Trades / Acquisitions / Other Fixed Interest Securities / Australian Government Treasury Bonds - Treasury Bond 3.25% 21-04-29 Semi					
01/07/2021	Opening Balance	0.00	0.00	0.00	0.00
16/03/2022	GSBG29 Listed Security Acquisition	0.00	0.00	323.63	323.63
18/03/2022	GSBG29 Listed Security Acquisition	0.00	323.63	0.00	0.00
30/06/2022	Closing Balance	0.00	0.00	0.00	0.00
Other Assets - Unsettled Trades / Acquisitions / Other Fixed Interest Securities / Australian Government Treasury Bonds - Treasury Bond 3.75% 21-04-37 Semi					
01/07/2021	Opening Balance	0.00	0.00	0.00	0.00
27/10/2021	BUY GSBG37 @132	0.00	0.00	16,054.96	16,054.96
27/10/2021	BUY GSBG37 @132	0.00	16,054.96	0.00	0.00
03/11/2021	GSBG37 Listed Security Acquisition	0.00	0.00	23,422.89	23,422.89
05/11/2021	GSBG37 Listed Security Acquisition	0.00	23,422.89	0.00	0.00
16/03/2022	GSBG37 Listed Security Acquisition	0.00	0.00	1,496.63	1,496.63
18/03/2022	GSBG37 Listed Security Acquisition	0.00	1,496.63	0.00	0.00
30/06/2022	Closing Balance	0.00	0.00	0.00	0.00
Other Assets - Unsettled Trades / Acquisitions / Other Fixed Interest Securities / Australian Government Treasury Bonds - Treasury Bond 4.50% 21-04-33 Semi					
01/07/2021	Opening Balance	0.00	0.00	0.00	0.00

Date	Description	Quantity	Debits	Credits	Balance
03/11/2021	GSBG33 Listed Security Acquisition	0.00	0.00	26,590.89	26,590.89
05/11/2021	GSBG33 Listed Security Acquisition	0.00	26,590.89	0.00	0.00
16/03/2022	GSBG33 Listed Security Acquisition	0.00	0.00	1,458.09	1,458.09
18/03/2022	GSBG33 Listed Security Acquisition	0.00	1,458.09	0.00	0.00
28/04/2022	GSBG33 Listed Security Acquisition	0.00	0.00	14,086.27	14,086.27
02/05/2022	GSBG33 Listed Security Acquisition	0.00	14,086.27	0.00	0.00
30/06/2022	Closing Balance	0.00	0.00	0.00	0.00
Other Assets - Unsettled Trades / Acquisitions / Shares in Listed Companies / ANZ Group Holdings Limited					
01/07/2021	Opening Balance	0.00	0.00	0.00	0.00
10/01/2022	ANZ Listed Security Acquisition	0.00	0.00	2,268.14	2,268.14
12/01/2022	ANZ Listed Security Acquisition	0.00	2,268.14	0.00	0.00
16/03/2022	ANZ Listed Security Acquisition	0.00	0.00	4,018.75	4,018.75
18/03/2022	ANZ Listed Security Acquisition	0.00	4,018.75	0.00	0.00
30/06/2022	Closing Balance	0.00	0.00	0.00	0.00
Other Assets - Unsettled Trades / Acquisitions / Shares in Listed Companies / Aristocrat Leisure Limited					
01/07/2021	Opening Balance	0.00	0.00	0.00	0.00
03/11/2021	ALLR to ALL; 25:514 ACCELERATED - PAITREO OF ORD SHARES @\$41.85	0.00	962.55	0.00	962.55
18/11/2021	ALLR to ALL; 25:514 ACCELERATED - PAITREO OF ORD SHARES @\$41.85	0.00	0.00	962.55	0.00
16/03/2022	BUY ALL 62	0.00	0.00	2,291.07	2,291.07

Date	Description	Quantity	Debits	Credits	Balance
18/03/2022	BUY ALL 62	0.00	2,291.07	0.00	0.00
30/06/2022	Closing Balance	0.00	0.00	0.00	0.00
Other Assets - Unsettled Trades / Acquisitions / Shares in Listed Companies / BHP Group Limited					
01/07/2021	Opening Balance	0.00	0.00	0.00	0.00
07/02/2022	BHP Listed Security Acquisition	0.00	0.00	1,609.42	1,609.42
09/02/2022	BHP Listed Security Acquisition	0.00	1,609.42	0.00	0.00
16/03/2022	BHP Listed Security Acquisition	0.00	0.00	633.90	633.90
18/03/2022	BHP Listed Security Acquisition	0.00	633.90	0.00	0.00
30/06/2022	Closing Balance	0.00	0.00	0.00	0.00
Other Assets - Unsettled Trades / Acquisitions / Shares in Listed Companies / Brambles Limited					
01/07/2021	Opening Balance	0.00	0.00	0.00	0.00
10/01/2022	BXB Listed Security Acquisition	0.00	0.00	1,436.28	1,436.28
12/01/2022	BXB Listed Security Acquisition	0.00	1,436.28	0.00	0.00
16/03/2022	BXB Listed Security Acquisition	0.00	0.00	1,010.41	1,010.41
18/03/2022	BXB Listed Security Acquisition	0.00	1,010.41	0.00	0.00
30/06/2022	Closing Balance	0.00	0.00	0.00	0.00
Other Assets - Unsettled Trades / Acquisitions / Shares in Listed Companies / Coles Group Limited.					
01/07/2021	Opening Balance	0.00	0.00	0.00	0.00
10/01/2022	COL Listed Security Acquisition	0.00	0.00	1,455.66	1,455.66
12/01/2022	COL Listed Security Acquisition	0.00	1,455.66	0.00	0.00

Date	Description	Quantity	Debits	Credits	Balance
16/03/2022	COL Listed Security Acquisition	0.00	0.00	1,513.51	1,513.51
18/03/2022	COL Listed Security Acquisition	0.00	1,513.51	0.00	0.00
30/06/2022	Closing Balance	0.00	0.00	0.00	0.00
Other Assets - Unsettled Trades / Acquisitions / Shares in Listed Companies / Commonwealth Bank Of Australia.					
01/07/2021	Opening Balance	0.00	0.00	0.00	0.00
10/01/2022	CBA Listed Security Acquisition	0.00	0.00	1,753.37	1,753.37
12/01/2022	CBA Listed Security Acquisition	0.00	1,753.37	0.00	0.00
16/03/2022	CBA Listed Security Acquisition	0.00	0.00	523.74	523.74
18/03/2022	CBA Listed Security Acquisition	0.00	523.74	0.00	0.00
30/06/2022	Closing Balance	0.00	0.00	0.00	0.00
Other Assets - Unsettled Trades / Acquisitions / Shares in Listed Companies / Computershare Limited.					
01/07/2021	Opening Balance	0.00	0.00	0.00	0.00
10/01/2022	CPU Listed Security Acquisition	0.00	0.00	1,921.81	1,921.81
12/01/2022	CPU Listed Security Acquisition	0.00	1,921.81	0.00	0.00
16/03/2022	CPU Listed Security Acquisition	0.00	0.00	977.56	977.56
18/03/2022	CPU Listed Security Acquisition	0.00	977.56	0.00	0.00
30/06/2022	Closing Balance	0.00	0.00	0.00	0.00
Other Assets - Unsettled Trades / Acquisitions / Shares in Listed Companies / CSL Limited					
01/07/2021	Opening Balance	0.00	0.00	0.00	0.00
10/01/2022	CSL Listed Security Acquisition	0.00	0.00	3,921.45	3,921.45

Date	Description	Quantity	Debits	Credits	Balance
12/01/2022	CSL Listed Security Acquisition	0.00	3,921.45	0.00	0.00
16/03/2022	CSL Listed Security Acquisition	0.00	0.00	2,957.07	2,957.07
18/03/2022	CSL Listed Security Acquisition	0.00	2,957.07	0.00	0.00
30/06/2022	Closing Balance	0.00	0.00	0.00	0.00
Other Assets - Unsettled Trades / Acquisitions / Shares in Listed Companies / Endeavour Group Limited					
01/07/2021	Opening Balance	0.00	0.00	0.00	0.00
06/08/2021	EDV Listed Security Acquisition	0.00	0.00	2,411.48	2,411.48
10/08/2021	EDV Listed Security Acquisition	0.00	2,411.48	0.00	0.00
10/01/2022	EDV Listed Security Acquisition	0.00	0.00	445.10	445.10
12/01/2022	EDV Listed Security Acquisition	0.00	445.10	0.00	0.00
16/03/2022	EDV Listed Security Acquisition	0.00	0.00	543.93	543.93
18/03/2022	EDV Listed Security Acquisition	0.00	543.93	0.00	0.00
30/06/2022	Closing Balance	0.00	0.00	0.00	0.00
Other Assets - Unsettled Trades / Acquisitions / Shares in Listed Companies / National Australia Bank Limited					
01/07/2021	Opening Balance	0.00	0.00	0.00	0.00
10/01/2022	NAB Listed Security Acquisition	0.00	0.00	1,145.94	1,145.94
12/01/2022	NAB Listed Security Acquisition	0.00	1,145.94	0.00	0.00
16/03/2022	NAB Listed Security Acquisition	0.00	0.00	800.27	800.27
18/03/2022	NAB Listed Security Acquisition	0.00	800.27	0.00	0.00
30/06/2022	Closing Balance	0.00	0.00	0.00	0.00

Date	Description	Quantity	Debits	Credits	Balance
Other Assets - Unsettled Trades / Acquisitions / Shares in Listed Companies / Northern Star Resources Ltd					
01/07/2021	Opening Balance	0.00	0.00	0.00	0.00
07/02/2022	NST Listed Security Acquisition	0.00	0.00	5,106.00	5,106.00
09/02/2022	NST Listed Security Acquisition	0.00	5,106.00	0.00	0.00
30/06/2022	Closing Balance	0.00	0.00	0.00	0.00
Other Assets - Unsettled Trades / Acquisitions / Shares in Listed Companies / Qantas Airways Limited					
01/07/2021	Opening Balance	0.00	0.00	0.00	0.00
16/03/2022	QAN Listed Security Acquisition	0.00	0.00	1,335.85	1,335.85
18/03/2022	QAN Listed Security Acquisition	0.00	1,335.85	0.00	0.00
30/06/2022	Closing Balance	0.00	0.00	0.00	0.00
Other Assets - Unsettled Trades / Acquisitions / Shares in Listed Companies / Sonic Healthcare Limited					
01/07/2021	Opening Balance	0.00	0.00	0.00	0.00
10/01/2022	SHL Listed Security Acquisition	0.00	0.00	1,822.25	1,822.25
12/01/2022	SHL Listed Security Acquisition	0.00	1,822.25	0.00	0.00
16/03/2022	SHL Listed Security Acquisition	0.00	0.00	1,204.77	1,204.77
18/03/2022	SHL Listed Security Acquisition	0.00	1,204.77	0.00	0.00
30/06/2022	Closing Balance	0.00	0.00	0.00	0.00
Other Assets - Unsettled Trades / Acquisitions / Shares in Listed Companies / Treasury Wine Estates Limited					
01/07/2021	Opening Balance	0.00	0.00	0.00	0.00
16/03/2022	TWE Listed Security Acquisition	0.00	0.00	910.41	910.41

Date	Description	Quantity	Debits	Credits	Balance
18/03/2022	TWE Listed Security Acquisition	0.00	910.41	0.00	0.00
30/06/2022	Closing Balance	0.00	0.00	0.00	0.00
Other Assets - Unsettled Trades / Acquisitions / Shares in Listed Companies / Wesfarmers Limited					
01/07/2021	Opening Balance	0.00	0.00	0.00	0.00
13/10/2021	WES Listed Security Acquisition	0.00	0.00	3,149.70	3,149.70
15/10/2021	WES Listed Security Acquisition	0.00	3,149.70	0.00	0.00
10/01/2022	WES Listed Security Acquisition	0.00	0.00	3,204.70	3,204.70
12/01/2022	WES Listed Security Acquisition	0.00	3,204.70	0.00	0.00
16/03/2022	WES Listed Security Acquisition	0.00	0.00	2,065.10	2,065.10
18/03/2022	WES Listed Security Acquisition	0.00	2,065.10	0.00	0.00
30/06/2022	Closing Balance	0.00	0.00	0.00	0.00
Other Assets - Unsettled Trades / Acquisitions / Shares in Listed Companies / Westpac Banking Corporation					
01/07/2021	Opening Balance	0.00	0.00	0.00	0.00
10/01/2022	WBC Listed Security Acquisition	0.00	0.00	3,252.79	3,252.79
12/01/2022	WBC Listed Security Acquisition	0.00	3,252.79	0.00	0.00
30/06/2022	Closing Balance	0.00	0.00	0.00	0.00
Other Assets - Unsettled Trades / Acquisitions / Shares in Listed Companies / Wisetech Global Limited					
01/07/2021	Opening Balance	0.00	0.00	0.00	0.00
10/01/2022	WTC Listed Security Acquisition	0.00	0.00	1,517.94	1,517.94
12/01/2022	WTC Listed Security Acquisition	0.00	1,517.94	0.00	0.00

Date	Description	Quantity	Debits	Credits	Balance
16/03/2022	WTC Listed Security Acquisition	0.00	0.00	1,026.14	1,026.14
18/03/2022	WTC Listed Security Acquisition	0.00	1,026.14	0.00	0.00
30/06/2022	Closing Balance	0.00	0.00	0.00	0.00
Other Assets - Unsettled Trades / Acquisitions / Shares in Listed Companies / Woodside Energy Group Ltd					
01/07/2021	Opening Balance	0.00	0.00	0.00	0.00
02/06/2022	EST 1:5.534 DIST OF ORD SHS IN WOODSIDE PETROLEUM	0.00	0.00	446.40	446.40
02/06/2022	EST 1:5.534 DIST OF ORD SHS IN WOODSIDE PETROLEUM	0.00	446.40	0.00	0.00
30/06/2022	Closing Balance	0.00	0.00	0.00	0.00
Other Assets - Unsettled Trades / Acquisitions / Shares in Listed Companies / Woodside Petroleum Ltd					
01/07/2021	Opening Balance	0.00	0.00	0.00	0.00
06/10/2021	WPL Listed Security Acquisition	0.00	0.00	6,595.81	6,595.81
08/10/2021	WPL Listed Security Acquisition	0.00	6,595.81	0.00	0.00
10/01/2022	WPL Listed Security Acquisition	0.00	0.00	465.98	465.98
12/01/2022	WPL Listed Security Acquisition	0.00	465.98	0.00	0.00
16/03/2022	WPL Listed Security Acquisition	0.00	0.00	965.53	965.53
18/03/2022	WPL Listed Security Acquisition	0.00	965.53	0.00	0.00
30/06/2022	Closing Balance	0.00	0.00	0.00	0.00
Other Assets - Unsettled Trades / Acquisitions / Shares in Listed Companies / Woolworths Group Limited					
01/07/2021	Opening Balance	0.00	0.00	0.00	0.00

Date	Description	Quantity	Debits	Credits	Balance
10/01/2022	WOW Listed Security Acquisition	0.00	0.00	1,708.75	1,708.75
12/01/2022	WOW Listed Security Acquisition	0.00	1,708.75	0.00	0.00
16/03/2022	WOW Listed Security Acquisition	0.00	0.00	1,498.45	1,498.45
18/03/2022	WOW Listed Security Acquisition	0.00	1,498.45	0.00	0.00
30/06/2022	Closing Balance	0.00	0.00	0.00	0.00
Other Assets - Unsettled Trades / Acquisitions / 3M Co					
01/07/2021	Opening Balance	0.00	0.00	0.00	0.00
10/01/2022	BUY MMM 7	0.00	0.00	1,741.46	1,741.46
12/01/2022	BUY MMM 7	0.00	1,741.46	0.00	0.00
30/06/2022	Closing Balance	0.00	0.00	0.00	0.00
Other Assets - Unsettled Trades / Acquisitions / ABB Ltd.					
01/07/2021	Opening Balance	0.00	0.00	0.00	0.00
04/11/2021	BUY ABBN 117	0.00	0.00	5,529.97	5,529.97
08/11/2021	BUY ABBN 117	0.00	5,529.97	0.00	0.00
16/03/2022	BUY ABBN 12	0.00	0.00	566.52	566.52
18/03/2022	BUY ABBN 12	0.00	566.52	0.00	0.00
30/06/2022	Closing Balance	0.00	0.00	0.00	0.00
Other Assets - Unsettled Trades / Acquisitions / Activision Blizzard Inc					
01/07/2021	Opening Balance	0.00	0.00	0.00	0.00
18/08/2021	BUY ATVI 146	0.00	0.00	16,926.88	16,926.88

Date	Description	Quantity	Debits	Credits	Balance
20/08/2021	BUY ATVI 146	0.00	16,926.88	0.00	0.00
30/06/2022	Closing Balance	0.00	0.00	0.00	0.00
Other Assets - Unsettled Trades / Acquisitions / Assicurazioni Generali SPA					
01/07/2021	Opening Balance	0.00	0.00	0.00	0.00
04/11/2021	BUY G.MIL 124	0.00	0.00	3,715.29	3,715.29
08/11/2021	BUY G.MIL 124	0.00	3,715.29	0.00	0.00
10/01/2022	BUY G.MIL 46	0.00	0.00	1,352.84	1,352.84
12/01/2022	BUY G.MIL 46	0.00	1,352.84	0.00	0.00
07/02/2022	BUY G.MIL 24	0.00	0.00	705.39	705.39
09/02/2022	BUY G.MIL 24	0.00	705.39	0.00	0.00
30/06/2022	Closing Balance	0.00	0.00	0.00	0.00
Other Assets - Unsettled Trades / Acquisitions / Astellas Pharma Inc					
01/07/2021	Opening Balance	0.00	0.00	0.00	0.00
18/08/2021	4503 buy 163	0.00	0.00	3,718.05	3,718.05
20/08/2021	4503 buy 163	0.00	3,718.05	0.00	0.00
30/06/2022	Closing Balance	0.00	0.00	0.00	0.00
Other Assets - Unsettled Trades / Acquisitions / Bridgestone Corp					
01/07/2021	Opening Balance	0.00	0.00	0.00	0.00
16/03/2022	5108 buy 42	0.00	0.00	2,124.02	2,124.02
18/03/2022	5108 buy 42	0.00	2,124.02	0.00	0.00

Date	Description	Quantity	Debits	Credits	Balance
30/06/2022	Closing Balance	0.00	0.00	0.00	0.00
Other Assets - Unsettled Trades / Acquisitions / Bristol-Myers Squibb Co					
01/07/2021	Opening Balance	0.00	0.00	0.00	0.00
16/03/2022	BUY BMY 6	0.00	0.00	573.42	573.42
18/03/2022	BUY BMY 6	0.00	573.42	0.00	0.00
30/06/2022	Closing Balance	0.00	0.00	0.00	0.00
Other Assets - Unsettled Trades / Acquisitions / Citizens Financial Group Inc					
01/07/2021	Opening Balance	0.00	0.00	0.00	0.00
10/01/2022	BUY CGF 35	0.00	0.00	2,626.09	2,626.09
12/01/2022	BUY CGF 35	0.00	2,626.09	0.00	0.00
30/06/2022	Closing Balance	0.00	0.00	0.00	0.00
Other Assets - Unsettled Trades / Acquisitions / Cognizant Technology Solutions Corp					
01/07/2021	Opening Balance	0.00	0.00	0.00	0.00
16/03/2022	BUY CTSH 4	0.00	0.00	489.50	489.50
18/03/2022	BUY CTSH 4	0.00	489.50	0.00	0.00
30/06/2022	Closing Balance	0.00	0.00	0.00	0.00
Other Assets - Unsettled Trades / Acquisitions / DBS Group Holdings Ltd					
01/07/2021	Opening Balance	0.00	0.00	0.00	0.00
10/01/2022	BUY DBS 105	0.00	0.00	3,787.12	3,787.12
12/01/2022	BUY DBS 105	0.00	3,787.12	0.00	0.00

Date	Description	Quantity	Debits	Credits	Balance
30/06/2022	Closing Balance	0.00	0.00	0.00	0.00
Other Assets - Unsettled Trades / Acquisitions / eBay Inc					
01/07/2021	Opening Balance	0.00	0.00	0.00	0.00
07/02/2022	BUY EBAY 9	0.00	0.00	752.62	752.62
09/02/2022	BUY EBAY 9	0.00	752.62	0.00	0.00
30/06/2022	Closing Balance	0.00	0.00	0.00	0.00
Other Assets - Unsettled Trades / Acquisitions / EDP-Energias de Portugal SA					
01/07/2021	Opening Balance	0.00	0.00	0.00	0.00
16/03/2022	BUY EDP 76	0.00	0.00	494.67	494.67
18/03/2022	BUY EDP 76	0.00	494.67	0.00	0.00
30/06/2022	Closing Balance	0.00	0.00	0.00	0.00
Other Assets - Unsettled Trades / Acquisitions / Endesa SA					
01/07/2021	Opening Balance	0.00	0.00	0.00	0.00
16/03/2022	BUY ELE 19	0.00	0.00	540.46	540.46
18/03/2022	BUY ELE 19	0.00	540.46	0.00	0.00
30/06/2022	Closing Balance	0.00	0.00	0.00	0.00
Other Assets - Unsettled Trades / Acquisitions / ENGIE SA					
01/07/2021	Opening Balance	0.00	0.00	0.00	0.00
16/03/2022	BUY ENGI 21	0.00	0.00	380.30	380.30
18/03/2022	BUY ENGI 21	0.00	380.30	0.00	0.00

Date	Description	Quantity	Debits	Credits	Balance
30/06/2022	Closing Balance	0.00	0.00	0.00	0.00
Other Assets - Unsettled Trades / Acquisitions / Euroapi S.A.					
01/07/2021	Opening Balance	0.00	0.00	0.00	0.00
10/05/2022	BUY EAPI 1	0.00	0.00	5.67	5.67
27/05/2022	BUY EAPI 1	0.00	5.67	0.00	0.00
30/06/2022	Closing Balance	0.00	0.00	0.00	0.00
Other Assets - Unsettled Trades / Acquisitions / Expedia Inc Del					
01/07/2021	Opening Balance	0.00	0.00	0.00	0.00
06/08/2021	BUY EXPE 5	0.00	0.00	1,014.45	1,014.45
10/08/2021	BUY EXPE 5	0.00	1,014.45	0.00	0.00
10/01/2022	BUY EXPE 42	0.00	0.00	10,440.66	10,440.66
12/01/2022	BUY EXPE 42	0.00	10,440.66	0.00	0.00
30/06/2022	Closing Balance	0.00	0.00	0.00	0.00
Other Assets - Unsettled Trades / Acquisitions / Hitachi Ltd					
01/07/2021	Opening Balance	0.00	0.00	0.00	0.00
20/08/2021	6501 buy 109	0.00	0.00	8,328.28	8,328.28
24/08/2021	6501 buy 109	0.00	8,328.28	0.00	0.00
30/06/2022	Closing Balance	0.00	0.00	0.00	0.00
Other Assets - Unsettled Trades / Acquisitions / Illinois Tool Works Inc					
01/07/2021	Opening Balance	0.00	0.00	0.00	0.00

Date	Description	Quantity	Debits	Credits	Balance
16/03/2022	BUY ITW 3	0.00	0.00	863.16	863.16
18/03/2022	BUY ITW 3	0.00	863.16	0.00	0.00
30/06/2022	Closing Balance	0.00	0.00	0.00	0.00
Other Assets - Unsettled Trades / Acquisitions / JM Smucker Co					
01/07/2021	Opening Balance	0.00	0.00	0.00	0.00
16/03/2022	BUY SJM 5	0.00	0.00	881.22	881.22
18/03/2022	BUY SJM 5	0.00	881.22	0.00	0.00
30/06/2022	Closing Balance	0.00	0.00	0.00	0.00
Other Assets - Unsettled Trades / Acquisitions / Johnson & Johnson					
01/07/2021	Opening Balance	0.00	0.00	0.00	0.00
16/03/2022	BUY JNJ 3	0.00	0.00	715.06	715.06
18/03/2022	BUY JNJ 3	0.00	715.06	0.00	0.00
30/06/2022	Closing Balance	0.00	0.00	0.00	0.00
Other Assets - Unsettled Trades / Acquisitions / JPMorgan Chase & Co					
01/07/2021	Opening Balance	0.00	0.00	0.00	0.00
10/01/2022	BUY JPM 21	0.00	0.00	4,893.04	4,893.04
12/01/2022	BUY JPM 21	0.00	4,893.04	0.00	0.00
30/06/2022	Closing Balance	0.00	0.00	0.00	0.00
Other Assets - Unsettled Trades / Acquisitions / KDDI CORP					
01/07/2021	Opening Balance	0.00	0.00	0.00	0.00

Date	Description	Quantity	Debits	Credits	Balance
16/03/2022	BUY KDDI 7	0.00	0.00	325.66	325.66
18/03/2022	BUY KDDI 7	0.00	325.66	0.00	0.00
30/06/2022	Closing Balance	0.00	0.00	0.00	0.00
Other Assets - Unsettled Trades / Acquisitions / Koninklijke Ahold Delhaize N.V.					
01/07/2021	Opening Balance	0.00	0.00	0.00	0.00
16/03/2022	BUY KONINKLIJKE 51	0.00	0.00	2,234.18	2,234.18
18/03/2022	BUY KONINKLIJKE 51	0.00	2,234.18	0.00	0.00
30/06/2022	Closing Balance	0.00	0.00	0.00	0.00
Other Assets - Unsettled Trades / Acquisitions / L3Harris Technologies Inc					
01/07/2021	Opening Balance	0.00	0.00	0.00	0.00
10/01/2022	BUY LHX 10	0.00	0.00	3,112.73	3,112.73
12/01/2022	BUY LHX 10	0.00	3,112.73	0.00	0.00
30/06/2022	Closing Balance	0.00	0.00	0.00	0.00
Other Assets - Unsettled Trades / Acquisitions / Merck & Co Inc					
01/07/2021	Opening Balance	0.00	0.00	0.00	0.00
16/03/2022	BUY MRK 5	0.00	0.00	537.81	537.81
18/03/2022	BUY MRK 5	0.00	537.81	0.00	0.00
30/06/2022	Closing Balance	0.00	0.00	0.00	0.00
Other Assets - Unsettled Trades / Acquisitions / Meta Platforms Inc - Ordinary Shares - Class A					
01/07/2021	Opening Balance	0.00	0.00	0.00	0.00

Date	Description	Quantity	Debits	Credits	Balance
07/02/2022	BUY META 15	0.00	0.00	4,835.55	4,835.55
09/02/2022	BUY META 15	0.00	4,835.55	0.00	0.00
16/03/2022	BUY META 6	0.00	0.00	1,639.22	1,639.22
18/03/2022	BUY META 6	0.00	1,639.22	0.00	0.00
30/06/2022	Closing Balance	0.00	0.00	0.00	0.00
Other Assets - Unsettled Trades / Acquisitions / Michelin (CGDE)-B - Registered Shares					
01/07/2021	Opening Balance	0.00	0.00	0.00	0.00
16/03/2022	BUY ML 17	0.00	0.00	3,153.97	3,153.97
18/03/2022	BUY ML 17	0.00	3,153.97	0.00	0.00
30/06/2022	Closing Balance	0.00	0.00	0.00	0.00
Other Assets - Unsettled Trades / Acquisitions / Microsoft Corp					
01/07/2021	Opening Balance	0.00	0.00	0.00	0.00
16/03/2022	BUY MSFT 6	0.00	0.00	2,384.48	2,384.48
18/03/2022	BUY MSFT 6	0.00	2,384.48	0.00	0.00
30/06/2022	Closing Balance	0.00	0.00	0.00	0.00
Other Assets - Unsettled Trades / Acquisitions / Moncler SPA					
01/07/2021	Opening Balance	0.00	0.00	0.00	0.00
18/08/2021	BUY MONC 15	0.00	0.00	1,446.59	1,446.59
20/08/2021	BUY MONC 15	0.00	1,446.59	0.00	0.00
30/06/2022	Closing Balance	0.00	0.00	0.00	0.00

Date	Description	Quantity	Debits	Credits	Balance
Other Assets - Unsettled Trades / Acquisitions / Nintendo Co Ltd					
01/07/2021	Opening Balance	0.00	0.00	0.00	0.00
18/08/2021	Nintendo BUY 11	0.00	0.00	7,253.66	7,253.66
20/08/2021	Nintendo BUY 11	0.00	7,253.66	0.00	0.00
30/06/2022	Closing Balance	0.00	0.00	0.00	0.00
Other Assets - Unsettled Trades / Acquisitions / Novo Nordisk - Ordinary Shares - Class B					
01/07/2021	Opening Balance	0.00	0.00	0.00	0.00
16/03/2022	BUY NOVO 8	0.00	0.00	1,161.49	1,161.49
18/03/2022	BUY NOVO 8	0.00	1,161.49	0.00	0.00
30/06/2022	Closing Balance	0.00	0.00	0.00	0.00
Other Assets - Unsettled Trades / Acquisitions / Paychex Inc					
01/07/2021	Opening Balance	0.00	0.00	0.00	0.00
10/01/2022	BUY PAYX 13	0.00	0.00	2,294.83	2,294.83
12/01/2022	BUY PAYX 13	0.00	2,294.83	0.00	0.00
16/03/2022	BUY PAYX 4	0.00	0.00	676.93	676.93
18/03/2022	BUY PAYX 4	0.00	676.93	0.00	0.00
30/06/2022	Closing Balance	0.00	0.00	0.00	0.00
Other Assets - Unsettled Trades / Acquisitions / Robert Half International Inc					
01/07/2021	Opening Balance	0.00	0.00	0.00	0.00
16/03/2022	BUY RHI 5	0.00	0.00	788.59	788.59

Date	Description	Quantity	Debits	Credits	Balance
18/03/2022	BUY RHI 5	0.00	788.59	0.00	0.00
30/06/2022	Closing Balance	0.00	0.00	0.00	0.00
Other Assets - Unsettled Trades / Acquisitions / Royal Dutch Shell PLC					
01/07/2021	Opening Balance	0.00	0.00	0.00	0.00
06/10/2021	BUY RDSB 218	0.00	0.00	6,875.98	6,875.98
08/10/2021	BUY RDSB 218	0.00	6,875.98	0.00	0.00
30/06/2022	Closing Balance	0.00	0.00	0.00	0.00
Other Assets - Unsettled Trades / Acquisitions / Sanofi SA					
01/07/2021	Opening Balance	0.00	0.00	0.00	0.00
18/08/2021	BUY SAN 18	0.00	0.00	2,627.10	2,627.10
20/08/2021	BUY SAN 18	0.00	2,627.10	0.00	0.00
16/03/2022	BUY SAN 4	0.00	0.00	575.15	575.15
18/03/2022	BUY SAN 4	0.00	575.15	0.00	0.00
10/05/2022	Capital Call	0.00	0.00	20.15	20.15
10/05/2022	Capital Call	0.00	20.15	0.00	0.00
30/06/2022	Closing Balance	0.00	0.00	0.00	0.00
Other Assets - Unsettled Trades / Acquisitions / Schneider Electric SE					
01/07/2021	Opening Balance	0.00	0.00	0.00	0.00
04/11/2021	BUY SU 23	0.00	0.00	5,555.78	5,555.78
08/11/2021	BUY SU 23	0.00	5,555.78	0.00	0.00

Date	Description	Quantity	Debits	Credits	Balance
30/06/2022	Closing Balance	0.00	0.00	0.00	0.00
Other Assets - Unsettled Trades / Acquisitions / SONY CORP					
01/07/2021	Opening Balance	0.00	0.00	0.00	0.00
16/03/2022	buy sony 3	0.00	0.00	410.19	410.19
18/03/2022	buy sony 3	0.00	410.19	0.00	0.00
30/06/2022	Closing Balance	0.00	0.00	0.00	0.00
Other Assets - Unsettled Trades / Acquisitions / Unilever PLC					
01/07/2021	Opening Balance	0.00	0.00	0.00	0.00
16/03/2022	BUY ULVR 10	0.00	0.00	621.87	621.87
18/03/2022	BUY ULVR 10	0.00	621.87	0.00	0.00
30/06/2022	Closing Balance	0.00	0.00	0.00	0.00
Other Assets - Unsettled Trades / Acquisitions / Vinci SA					
01/07/2021	Opening Balance	0.00	0.00	0.00	0.00
04/11/2021	BUY DG 3	0.00	0.00	441.94	441.94
08/11/2021	BUY DG 3	0.00	441.94	0.00	0.00
30/06/2022	Closing Balance	0.00	0.00	0.00	0.00
Other Assets - Unsettled Trades / Acquisitions / Visa Inc - Ordinary Shares - Class A					
01/07/2021	Opening Balance	0.00	0.00	0.00	0.00
16/03/2022	BUY VISA 4	0.00	0.00	1,155.46	1,155.46
18/03/2022	BUY VISA 4	0.00	1,155.46	0.00	0.00

Date	Description	Quantity	Debits	Credits	Balance
30/06/2022	Closing Balance	0.00	0.00	0.00	0.00
Other Assets - Unsettled Trades / Acquisitions / Willis Towers Watson PLC					
01/07/2021	Opening Balance	0.00	0.00	0.00	0.00
04/11/2021	BUY WLTW 15	0.00	0.00	4,733.20	4,733.20
08/11/2021	BUY WLTW 15	0.00	4,733.20	0.00	0.00
30/06/2022	Closing Balance	0.00	0.00	0.00	0.00
Other Assets - Unsettled Trades / Acquisitions / Zoetis Inc					
01/07/2021	Opening Balance	0.00	0.00	0.00	0.00
18/08/2021	BUY ZTS 3	0.00	0.00	858.92	858.92
20/08/2021	BUY ZTS 3	0.00	858.92	0.00	0.00
30/06/2022	Closing Balance	0.00	0.00	0.00	0.00
Other Assets - Unsettled Trades / Acquisitions / Stapled Securities / Transurban Group - Fully Paid Ordinary/Units Stapled Securities					
01/07/2021	Opening Balance	0.00	0.00	0.00	0.00
10/01/2022	TCL Listed Security Acquisition	0.00	0.00	1,643.00	1,643.00
12/01/2022	TCL Listed Security Acquisition	0.00	1,643.00	0.00	0.00
16/03/2022	TCL Listed Security Acquisition	0.00	0.00	1,557.80	1,557.80
18/03/2022	TCL Listed Security Acquisition	0.00	1,557.80	0.00	0.00
30/06/2022	Closing Balance	0.00	0.00	0.00	0.00
Other Assets - Unsettled Trades / Acquisitions / Units In Listed Unit Trusts / Betashares Australian High Interest Cash ETF - Betashares Australian High Interest Cash ETF					
01/07/2021	Opening Balance	0.00	0.00	0.00	0.00

Date	Description	Quantity	Debits	Credits	Balance
07/02/2022	BUY AAA 2021	0.00	0.00	101,249.91	101,249.91
09/02/2022	BUY AAA 2021	0.00	101,249.91	0.00	0.00
16/03/2022	BUY AAA 53	0.00	0.00	2,655.83	2,655.83
18/03/2022	BUY AAA 53	0.00	2,655.83	0.00	0.00
30/06/2022	Closing Balance	0.00	0.00	0.00	0.00
Other Assets - Unsettled Trades / Acquisitions / Units In Listed Unit Trusts / Betashares U.S. Dollar ETF - Betashares U.S. Dollar ETF					
01/07/2021	Opening Balance	0.00	0.00	0.00	0.00
25/10/2021	BUY 2543 USD	0.00	0.00	32,640.91	32,640.91
27/10/2021	BUY 2543 USD	0.00	32,640.91	0.00	0.00
07/02/2022	BUY USD 2019	0.00	0.00	27,352.35	27,352.35
09/02/2022	BUY USD 2019	0.00	27,352.35	0.00	0.00
15/03/2022	BUY USD 3420	0.00	0.00	45,530.72	45,530.72
17/03/2022	BUY USD 3420	0.00	45,530.72	0.00	0.00
30/06/2022	Closing Balance	0.00	0.00	0.00	0.00
Other Assets - Unsettled Trades / Disposals / Managed Investments / Vanguard Active Global Growth Fund					
01/07/2021	Opening Balance	0.00	0.00	0.00	0.00
21/01/2022	Sell transaction of VAN0722AU	0.00	0.00	20,000.00	20,000.00
21/01/2022	Sell transaction of VAN0722AU	0.00	20,000.00	0.00	0.00
11/03/2022	Sell transaction of VAN0722AU	0.00	0.00	20,000.00	20,000.00
11/03/2022	Sell transaction of VAN0722AU	0.00	20,000.00	0.00	0.00

Date	Description	Quantity	Debits	Credits	Balance
30/06/2022	Sell transaction of VAN0722AU	0.00	0.00	10,656.89	10,656.89
30/06/2022	Sell transaction of VAN0722AU	0.00	10,656.89	0.00	0.00
30/06/2022	Closing Balance	0.00	0.00	0.00	0.00
Other Assets - Unsettled Trades / Disposals / Managed Investments / Vanguard High Growth Index Fund					
01/07/2021	Opening Balance	0.00	0.00	0.00	0.00
30/06/2022	Sell transaction of VAN0111AU	0.00	0.00	19,993.12	19,993.12
30/06/2022	Sell transaction of VAN0111AU	0.00	19,993.12	0.00	0.00
30/06/2022	Closing Balance	0.00	0.00	0.00	0.00
Other Assets - Unsettled Trades / Disposals / Managed Investments / Vanguard International Shares Index Fund (Hedged)					
01/07/2021	Opening Balance	0.00	0.00	0.00	0.00
30/06/2022	Sell transaction of VAN0105AU	0.00	0.00	19,411.60	19,411.60
30/06/2022	Sell transaction of VAN0105AU	0.00	19,411.60	0.00	0.00
30/06/2022	Closing Balance	0.00	0.00	0.00	0.00
Other Assets - Unsettled Trades / Disposals / Other Fixed Interest Securities / Australian Government Treasury Bonds - Treasury Bond 1.00% 21-11-31 Semi					
01/07/2021	Opening Balance	0.00	0.00	0.00	0.00
30/11/2021	GSRU31 Listed Security Disposal	0.00	2,249.93	0.00	2,249.93
02/12/2021	GSRU31 Listed Security Disposal	0.00	0.00	2,249.93	0.00
07/02/2022	GSRU31 Listed Security Disposal	0.00	640.23	0.00	640.23
09/02/2022	GSRU31 Listed Security Disposal	0.00	0.00	640.23	0.00
07/06/2022	GSRU31 Listed Security Disposal	0.00	33,909.58	0.00	33,909.58

Date	Description	Quantity	Debits	Credits	Balance
09/06/2022	GSBU31 Listed Security Disposal	0.00	0.00	33,909.58	0.00
30/06/2022	Closing Balance	0.00	0.00	0.00	0.00
Other Assets - Unsettled Trades / Disposals / Other Fixed Interest Securities / Australian Government Treasury Bonds - Treasury Bond 2.75% 21-11-28 Semi					
01/07/2021	Opening Balance	0.00	0.00	0.00	0.00
04/11/2021	GSBU28 Listed Security Disposal	0.00	759.88	0.00	759.88
08/11/2021	GSBU28 Listed Security Disposal	0.00	0.00	759.88	0.00
01/12/2021	GSBU28 Listed Security Disposal	0.00	323.14	0.00	323.14
03/12/2021	GSBU28 Listed Security Disposal	0.00	0.00	323.14	0.00
07/06/2022	GSBU28 Listed Security Disposal	0.00	6,460.48	0.00	6,460.48
09/06/2022	GSBU28 Listed Security Disposal	0.00	0.00	6,460.48	0.00
30/06/2022	Closing Balance	0.00	0.00	0.00	0.00
Other Assets - Unsettled Trades / Disposals / Other Fixed Interest Securities / Australian Government Treasury Bonds - Treasury Bond 3.25% 21-04-25 Semi					
01/07/2021	Opening Balance	0.00	0.00	0.00	0.00
13/10/2021	GSBG25 Listed Security Disposal	0.00	1,085.63	0.00	1,085.63
15/10/2021	GSBG25 Listed Security Disposal	0.00	0.00	1,085.63	0.00
01/12/2021	GSBG25 Listed Security Disposal	0.00	1,181.20	0.00	1,181.20
03/12/2021	GSBG25 Listed Security Disposal	0.00	0.00	1,181.20	0.00
28/04/2022	GSBG25 Listed Security Disposal	0.00	10,354.75	0.00	10,354.75
02/05/2022	GSBG25 Listed Security Disposal	0.00	0.00	10,354.75	0.00
07/06/2022	GSBG25 Listed Security Disposal	0.00	8,179.68	0.00	8,179.68

Date	Description	Quantity	Debits	Credits	Balance
09/06/2022	GSBG25 Listed Security Disposal	0.00	0.00	8,179.68	0.00
30/06/2022	Closing Balance	0.00	0.00	0.00	0.00
Other Assets - Unsettled Trades / Disposals / Other Fixed Interest Securities / Australian Government Treasury Bonds - Treasury Bond 3.25% 21-04-29 Semi					
01/07/2021	Opening Balance	0.00	0.00	0.00	0.00
04/11/2021	GSBG29 Listed Security Disposal	0.00	666.01	0.00	666.01
08/11/2021	GSBG29 Listed Security Disposal	0.00	0.00	666.01	0.00
01/12/2021	GSBG29 Listed Security Disposal	0.00	786.00	0.00	786.00
03/12/2021	GSBG29 Listed Security Disposal	0.00	0.00	786.00	0.00
07/06/2022	GSBG29 Listed Security Disposal	0.00	13,132.50	0.00	13,132.50
09/06/2022	GSBG29 Listed Security Disposal	0.00	0.00	13,132.50	0.00
30/06/2022	Closing Balance	0.00	0.00	0.00	0.00
Other Assets - Unsettled Trades / Disposals / Other Fixed Interest Securities / Australian Government Treasury Bonds - Treasury Bond 3.75% 21-04-37 Semi					
01/07/2021	Opening Balance	0.00	0.00	0.00	0.00
30/11/2021	GSBG37 Listed Security Disposal	0.00	2,714.61	0.00	2,714.61
02/12/2021	GSBG37 Listed Security Disposal	0.00	0.00	2,714.61	0.00
07/02/2022	GSBG37 Listed Security Disposal	0.00	722.55	0.00	722.55
09/02/2022	GSBG37 Listed Security Disposal	0.00	0.00	722.55	0.00
07/06/2022	GSBG37 Listed Security Disposal	0.00	37,125.20	0.00	37,125.20
09/06/2022	GSBG37 Listed Security Disposal	0.00	0.00	37,125.20	0.00
30/06/2022	Closing Balance	0.00	0.00	0.00	0.00

Date	Description	Quantity	Debits	Credits	Balance
Other Assets - Unsettled Trades / Disposals / Other Fixed Interest Securities / Australian Government Treasury Bonds - Treasury Bond 4.50% 21-04-33 Semi					
01/07/2021	Opening Balance	0.00	0.00	0.00	0.00
13/10/2021	GSBG33 Listed Security Disposal	0.00	1,412.66	0.00	1,412.66
15/10/2021	GSBG33 Listed Security Disposal	0.00	0.00	1,412.66	0.00
30/11/2021	GSBG33 Listed Security Disposal	0.00	2,577.00	0.00	2,577.00
02/12/2021	GSBG33 Listed Security Disposal	0.00	0.00	2,577.00	0.00
07/02/2022	GSBG33 Listed Security Disposal	0.00	757.26	0.00	757.26
09/02/2022	GSBG33 Listed Security Disposal	0.00	0.00	757.26	0.00
07/06/2022	GSBG33 Listed Security Disposal	0.00	51,472.18	0.00	51,472.18
09/06/2022	GSBG33 Listed Security Disposal	0.00	0.00	51,472.18	0.00
30/06/2022	Closing Balance	0.00	0.00	0.00	0.00
Other Assets - Unsettled Trades / Disposals / Other Fixed Interest Securities / Australian Government Treasury Bonds - Treasury Bond 5.75% 15-07-22 Semi					
01/07/2021	Opening Balance	0.00	0.00	0.00	0.00
01/12/2021	GSBM22 Listed Security Disposal	0.00	315.94	0.00	315.94
03/12/2021	GSBM22 Listed Security Disposal	0.00	0.00	315.94	0.00
07/06/2022	GSBM22 Listed Security Disposal	0.00	3,079.90	0.00	3,079.90
09/06/2022	GSBM22 Listed Security Disposal	0.00	0.00	3,079.90	0.00
30/06/2022	Closing Balance	0.00	0.00	0.00	0.00
Other Assets - Unsettled Trades / Disposals / Other Fixed Interest Securities / Australian Government Treasury Indexed Bonds - Treas Indexed Bond Cpi+1.25% 21-02-22 Qly					
01/07/2021	Opening Balance	0.00	0.00	0.00	0.00

Date	Description	Quantity	Debits	Credits	Balance
21/02/2022	GSIC22 Listed Security Disposal	0.00	0.00	4,314.24	4,314.24
21/02/2022	GSIC22 Listed Security Disposal	0.00	4,314.24	0.00	0.00
30/06/2022	Closing Balance	0.00	0.00	0.00	0.00
Other Assets - Unsettled Trades / Disposals / Other Fixed Interest Securities / Australian Government Treasury Indexed Bonds - Treas Indexed Bond Cpi+2.50% 20-09-30 Qly					
01/07/2021	Opening Balance	0.00	0.00	0.00	0.00
04/11/2021	GSIQ30 Listed Security Disposal	0.00	468.27	0.00	468.27
08/11/2021	GSIQ30 Listed Security Disposal	0.00	0.00	468.27	0.00
07/02/2022	GSIQ30 Listed Security Disposal	0.00	313.45	0.00	313.45
09/02/2022	GSIQ30 Listed Security Disposal	0.00	0.00	313.45	0.00
07/06/2022	GSIQ30 Listed Security Disposal	0.00	3,462.83	0.00	3,462.83
09/06/2022	GSIQ30 Listed Security Disposal	0.00	0.00	3,462.83	0.00
30/06/2022	Closing Balance	0.00	0.00	0.00	0.00
Other Assets - Unsettled Trades / Disposals / Other Fixed Interest Securities / Australian Government Treasury Indexed Bonds - Treas Indexed Bond Cpi+3.00% 20-09-25 Qly					
01/07/2021	Opening Balance	0.00	0.00	0.00	0.00
04/11/2021	GSIQ25 Listed Security Disposal	0.00	593.04	0.00	593.04
08/11/2021	GSIQ25 Listed Security Disposal	0.00	0.00	593.04	0.00
01/12/2021	GSIQ25 Listed Security Disposal	0.00	296.52	0.00	296.52
03/12/2021	GSIQ25 Listed Security Disposal	0.00	0.00	296.52	0.00
07/06/2022	GSIQ25 Listed Security Disposal	0.00	3,348.53	0.00	3,348.53
09/06/2022	GSIQ25 Listed Security Disposal	0.00	0.00	3,348.53	0.00

Date	Description	Quantity	Debits	Credits	Balance
30/06/2022	Closing Balance	0.00	0.00	0.00	0.00
Other Assets - Unsettled Trades / Disposals / ANZ Group Holdings Limited					
01/07/2021	Opening Balance	0.00	0.00	0.00	0.00
18/08/2021	ANZ Listed Security Disposal	0.00	1,139.97	0.00	1,139.97
20/08/2021	ANZ Listed Security Disposal	0.00	0.00	1,139.97	0.00
04/11/2021	ANZ Listed Security Disposal	0.00	457.86	0.00	457.86
08/11/2021	ANZ Listed Security Disposal	0.00	0.00	457.86	0.00
30/11/2021	ANZ Listed Security Disposal	0.00	457.24	0.00	457.24
02/12/2021	ANZ Listed Security Disposal	0.00	0.00	457.24	0.00
07/02/2022	ANZ Listed Security Disposal	0.00	1,639.18	0.00	1,639.18
09/02/2022	ANZ Listed Security Disposal	0.00	0.00	1,639.18	0.00
07/06/2022	ANZ Listed Security Disposal	0.00	11,679.89	0.00	11,679.89
09/06/2022	ANZ Listed Security Disposal	0.00	0.00	11,679.89	0.00
30/06/2022	Closing Balance	0.00	0.00	0.00	0.00
Other Assets - Unsettled Trades / Disposals / Aristocrat Leisure Limited					
01/07/2021	Opening Balance	0.00	0.00	0.00	0.00
06/08/2021	SALE ALL 55	0.00	2,298.91	0.00	2,298.91
10/08/2021	SALE ALL 55	0.00	0.00	2,298.91	0.00
18/08/2021	SALE ALL 100	0.00	4,253.90	0.00	4,253.90
20/08/2021	SALE ALL 100	0.00	0.00	4,253.90	0.00

Date	Description	Quantity	Debits	Credits	Balance
13/10/2021	SALE ALL 22	0.00	987.36	0.00	987.36
15/10/2021	SALE ALL 22	0.00	0.00	987.36	0.00
30/11/2021	SALE ALL 27	0.00	1,201.38	0.00	1,201.38
02/12/2021	SALE ALL 27	0.00	0.00	1,201.38	0.00
24/01/2022	SALE ALL 99	0.00	4,070.38	0.00	4,070.38
27/01/2022	SALE ALL 99	0.00	0.00	4,070.38	0.00
07/02/2022	SALE ALL 44	0.00	1,790.91	0.00	1,790.91
09/02/2022	SALE ALL 44	0.00	0.00	1,790.91	0.00
07/06/2022	SALE ALL 403	0.00	13,544.16	0.00	13,544.16
09/06/2022	SALE ALL 403	0.00	0.00	13,544.16	0.00
30/06/2022	Closing Balance	0.00	0.00	0.00	0.00
Other Assets - Unsettled Trades / Disposals / BHP Group Limited					
01/07/2021	Opening Balance	0.00	0.00	0.00	0.00
09/07/2021	BHP Listed Security Disposal	0.00	838.61	0.00	838.61
13/07/2021	BHP Listed Security Disposal	0.00	0.00	838.61	0.00
18/08/2021	BHP Listed Security Disposal	0.00	4,700.14	0.00	4,700.14
20/08/2021	BHP Listed Security Disposal	0.00	0.00	4,700.14	0.00
04/11/2021	BHP Listed Security Disposal	0.00	1,803.77	0.00	1,803.77
08/11/2021	BHP Listed Security Disposal	0.00	0.00	1,803.77	0.00
07/06/2022	BHP Listed Security Disposal	0.00	4,028.35	0.00	4,028.35

Date	Description	Quantity	Debits	Credits	Balance
09/06/2022	BHP Listed Security Disposal	0.00	0.00	4,028.35	0.00
30/06/2022	Closing Balance	0.00	0.00	0.00	0.00
Other Assets - Unsettled Trades / Disposals / Bluescope Steel Limited					
01/07/2021	Opening Balance	0.00	0.00	0.00	0.00
18/08/2021	SALE BSL 49	0.00	1,238.51	0.00	1,238.51
20/08/2021	SALE BSL 49	0.00	0.00	1,238.51	0.00
04/11/2021	BSL Listed Security Disposal	0.00	4,496.98	0.00	4,496.98
08/11/2021	BSL Listed Security Disposal	0.00	0.00	4,496.98	0.00
30/06/2022	Closing Balance	0.00	0.00	0.00	0.00
Other Assets - Unsettled Trades / Disposals / Brambles Limited					
01/07/2021	Opening Balance	0.00	0.00	0.00	0.00
18/08/2021	BXB Listed Security Disposal	0.00	2,306.73	0.00	2,306.73
20/08/2021	BXB Listed Security Disposal	0.00	0.00	2,306.73	0.00
04/11/2021	BXB Listed Security Disposal	0.00	372.86	0.00	372.86
08/11/2021	BXB Listed Security Disposal	0.00	0.00	372.86	0.00
30/11/2021	BXB Listed Security Disposal	0.00	391.04	0.00	391.04
02/12/2021	BXB Listed Security Disposal	0.00	0.00	391.04	0.00
24/01/2022	BXB Listed Security Disposal	0.00	1,681.13	0.00	1,681.13
27/01/2022	BXB Listed Security Disposal	0.00	0.00	1,681.13	0.00
07/02/2022	BXB Listed Security Disposal	0.00	1,018.34	0.00	1,018.34

Date	Description	Quantity	Debits	Credits	Balance
09/02/2022	BXB Listed Security Disposal	0.00	0.00	1,018.34	0.00
07/06/2022	BXB Listed Security Disposal	0.00	7,170.63	0.00	7,170.63
09/06/2022	BXB Listed Security Disposal	0.00	0.00	7,170.63	0.00
30/06/2022	Closing Balance	0.00	0.00	0.00	0.00
Other Assets - Unsettled Trades / Disposals / Coles Group Limited.					
01/07/2021	Opening Balance	0.00	0.00	0.00	0.00
18/08/2021	COL Listed Security Disposal	0.00	1,593.87	0.00	1,593.87
20/08/2021	COL Listed Security Disposal	0.00	0.00	1,593.87	0.00
04/11/2021	COL Listed Security Disposal	0.00	402.64	0.00	402.64
08/11/2021	COL Listed Security Disposal	0.00	0.00	402.64	0.00
30/11/2021	COL Listed Security Disposal	0.00	450.98	0.00	450.98
02/12/2021	COL Listed Security Disposal	0.00	0.00	450.98	0.00
24/01/2022	COL Listed Security Disposal	0.00	849.34	0.00	849.34
27/01/2022	COL Listed Security Disposal	0.00	0.00	849.34	0.00
07/06/2022	COL Listed Security Disposal	0.00	9,658.63	0.00	9,658.63
09/06/2022	COL Listed Security Disposal	0.00	0.00	9,658.63	0.00
30/06/2022	Closing Balance	0.00	0.00	0.00	0.00
Other Assets - Unsettled Trades / Disposals / Commonwealth Bank Of Australia.					
01/07/2021	Opening Balance	0.00	0.00	0.00	0.00
18/08/2021	CBA Listed Security Disposal	0.00	2,198.38	0.00	2,198.38

Date	Description	Quantity	Debits	Credits	Balance
20/08/2021	CBA Listed Security Disposal	0.00	0.00	2,198.38	0.00
04/11/2021	CBA Listed Security Disposal	0.00	323.78	0.00	323.78
08/11/2021	CBA Listed Security Disposal	0.00	0.00	323.78	0.00
30/11/2021	CBA Listed Security Disposal	0.00	466.50	0.00	466.50
02/12/2021	CBA Listed Security Disposal	0.00	0.00	466.50	0.00
07/02/2022	CBA Listed Security Disposal	0.00	1,310.79	0.00	1,310.79
09/02/2022	CBA Listed Security Disposal	0.00	0.00	1,310.79	0.00
07/06/2022	CBA Listed Security Disposal	0.00	8,595.71	0.00	8,595.71
09/06/2022	CBA Listed Security Disposal	0.00	0.00	8,595.71	0.00
30/06/2022	Closing Balance	0.00	0.00	0.00	0.00
Other Assets - Unsettled Trades / Disposals / Computershare Limited.					
01/07/2021	Opening Balance	0.00	0.00	0.00	0.00
18/08/2021	CPU Listed Security Disposal	0.00	927.97	0.00	927.97
20/08/2021	CPU Listed Security Disposal	0.00	0.00	927.97	0.00
04/11/2021	CPU Listed Security Disposal	0.00	481.92	0.00	481.92
08/11/2021	CPU Listed Security Disposal	0.00	0.00	481.92	0.00
30/11/2021	CPU Listed Security Disposal	0.00	497.32	0.00	497.32
02/12/2021	CPU Listed Security Disposal	0.00	0.00	497.32	0.00
24/01/2022	CPU Listed Security Disposal	0.00	5,570.48	0.00	5,570.48
27/01/2022	CPU Listed Security Disposal	0.00	0.00	5,570.48	0.00

Date	Description	Quantity	Debits	Credits	Balance
07/02/2022	CPU Listed Security Disposal	0.00	919.29	0.00	919.29
09/02/2022	CPU Listed Security Disposal	0.00	0.00	919.29	0.00
07/06/2022	CPU Listed Security Disposal	0.00	6,510.38	0.00	6,510.38
09/06/2022	CPU Listed Security Disposal	0.00	0.00	6,510.38	0.00
30/06/2022	Closing Balance	0.00	0.00	0.00	0.00
Other Assets - Unsettled Trades / Disposals / CSL Limited					
01/07/2021	Opening Balance	0.00	0.00	0.00	0.00
06/08/2021	CSL Listed Security Disposal	0.00	890.17	0.00	890.17
10/08/2021	CSL Listed Security Disposal	0.00	0.00	890.17	0.00
18/08/2021	CSL Listed Security Disposal	0.00	3,514.54	0.00	3,514.54
20/08/2021	CSL Listed Security Disposal	0.00	0.00	3,514.54	0.00
13/10/2021	CSL Listed Security Disposal	0.00	1,171.51	0.00	1,171.51
15/10/2021	CSL Listed Security Disposal	0.00	0.00	1,171.51	0.00
30/11/2021	CSL Listed Security Disposal	0.00	1,233.04	0.00	1,233.04
02/12/2021	CSL Listed Security Disposal	0.00	0.00	1,233.04	0.00
24/01/2022	CSL Listed Security Disposal	0.00	2,100.08	0.00	2,100.08
27/01/2022	CSL Listed Security Disposal	0.00	0.00	2,100.08	0.00
07/02/2022	CSL Listed Security Disposal	0.00	3,313.52	0.00	3,313.52
09/02/2022	CSL Listed Security Disposal	0.00	0.00	3,313.52	0.00
07/06/2022	CSL Listed Security Disposal	0.00	20,571.62	0.00	20,571.62

Date	Description	Quantity	Debits	Credits	Balance
09/06/2022	CSL Listed Security Disposal	0.00	0.00	20,571.62	0.00
30/06/2022	Closing Balance	0.00	0.00	0.00	0.00
Other Assets - Unsettled Trades / Disposals / Endeavour Group Limited					
01/07/2021	Opening Balance	0.00	0.00	0.00	0.00
04/11/2021	EDV Listed Security Disposal	0.00	789.43	0.00	789.43
08/11/2021	EDV Listed Security Disposal	0.00	0.00	789.43	0.00
24/01/2022	EDV Listed Security Disposal	0.00	361.27	0.00	361.27
27/01/2022	EDV Listed Security Disposal	0.00	0.00	361.27	0.00
07/02/2022	EDV Listed Security Disposal	0.00	520.67	0.00	520.67
09/02/2022	EDV Listed Security Disposal	0.00	0.00	520.67	0.00
07/06/2022	EDV Listed Security Disposal	0.00	3,672.52	0.00	3,672.52
09/06/2022	EDV Listed Security Disposal	0.00	0.00	3,672.52	0.00
30/06/2022	Closing Balance	0.00	0.00	0.00	0.00
Other Assets - Unsettled Trades / Disposals / Flight Centre Travel Group Limited					
01/07/2021	Opening Balance	0.00	0.00	0.00	0.00
06/08/2021	FLT Listed Security Disposal	0.00	3,254.99	0.00	3,254.99
10/08/2021	FLT Listed Security Disposal	0.00	0.00	3,254.99	0.00
18/08/2021	FLT Listed Security Disposal	0.00	3,470.83	0.00	3,470.83
20/08/2021	FLT Listed Security Disposal	0.00	0.00	3,470.83	0.00
04/11/2021	FLT Listed Security Disposal	0.00	459.06	0.00	459.06

Date	Description	Quantity	Debits	Credits	Balance
08/11/2021	FLT Listed Security Disposal	0.00	0.00	459.06	0.00
30/11/2021	FLT Listed Security Disposal	0.00	462.17	0.00	462.17
02/12/2021	FLT Listed Security Disposal	0.00	0.00	462.17	0.00
24/01/2022	FLT Listed Security Disposal	0.00	728.27	0.00	728.27
27/01/2022	FLT Listed Security Disposal	0.00	0.00	728.27	0.00
16/03/2022	FLT Listed Security Disposal	0.00	7,811.40	0.00	7,811.40
18/03/2022	FLT Listed Security Disposal	0.00	0.00	7,811.40	0.00
30/06/2022	Closing Balance	0.00	0.00	0.00	0.00

Other Assets - Unsettled Trades / Disposals / Magellan Financial Group Limited

01/07/2021	Opening Balance	0.00	0.00	0.00	0.00
06/08/2021	MFG Listed Security Disposal	0.00	7,266.99	0.00	7,266.99
10/08/2021	MFG Listed Security Disposal	0.00	0.00	7,266.99	0.00
18/08/2021	MFG Listed Security Disposal	0.00	2,687.24	0.00	2,687.24
20/08/2021	MFG Listed Security Disposal	0.00	0.00	2,687.24	0.00
30/11/2021	MFG Listed Security Disposal	0.00	367.55	0.00	367.55
02/12/2021	MFG Listed Security Disposal	0.00	0.00	367.55	0.00
07/02/2022	MFG Listed Security Disposal	0.00	1,632.10	0.00	1,632.10
09/02/2022	MFG Listed Security Disposal	0.00	0.00	1,632.10	0.00
30/06/2022	Closing Balance	0.00	0.00	0.00	0.00

Other Assets - Unsettled Trades / Disposals / National Australia Bank Limited

Date	Description	Quantity	Debits	Credits	Balance
01/07/2021	Opening Balance	0.00	0.00	0.00	0.00
18/08/2021	NAB Listed Security Disposal	0.00	1,298.75	0.00	1,298.75
20/08/2021	NAB Listed Security Disposal	0.00	0.00	1,298.75	0.00
04/11/2021	NAB Listed Security Disposal	0.00	285.02	0.00	285.02
08/11/2021	NAB Listed Security Disposal	0.00	0.00	285.02	0.00
30/11/2021	NAB Listed Security Disposal	0.00	327.99	0.00	327.99
02/12/2021	NAB Listed Security Disposal	0.00	0.00	327.99	0.00
07/02/2022	NAB Listed Security Disposal	0.00	1,071.67	0.00	1,071.67
09/02/2022	NAB Listed Security Disposal	0.00	0.00	1,071.67	0.00
07/06/2022	NAB Listed Security Disposal	0.00	7,037.86	0.00	7,037.86
09/06/2022	NAB Listed Security Disposal	0.00	0.00	7,037.86	0.00
30/06/2022	Closing Balance	0.00	0.00	0.00	0.00
Other Assets - Unsettled Trades / Disposals / Northern Star Resources Ltd					
01/07/2021	Opening Balance	0.00	0.00	0.00	0.00
18/08/2021	NST Listed Security Disposal	0.00	890.57	0.00	890.57
20/08/2021	NST Listed Security Disposal	0.00	0.00	890.57	0.00
30/11/2021	NST Listed Security Disposal	0.00	406.79	0.00	406.79
02/12/2021	NST Listed Security Disposal	0.00	0.00	406.79	0.00
16/03/2022	NST Listed Security Disposal	0.00	3,402.77	0.00	3,402.77
18/03/2022	NST Listed Security Disposal	0.00	0.00	3,402.77	0.00

Date	Description	Quantity	Debits	Credits	Balance
07/06/2022	NST Listed Security Disposal	0.00	5,782.39	0.00	5,782.39
09/06/2022	NST Listed Security Disposal	0.00	0.00	5,782.39	0.00
30/06/2022	Closing Balance	0.00	0.00	0.00	0.00
Other Assets - Unsettled Trades / Disposals / Qantas Airways Limited					
01/07/2021	Opening Balance	0.00	0.00	0.00	0.00
06/08/2021	QAN Listed Security Disposal	0.00	934.20	0.00	934.20
10/08/2021	QAN Listed Security Disposal	0.00	0.00	934.20	0.00
18/08/2021	QAN Listed Security Disposal	0.00	1,206.24	0.00	1,206.24
20/08/2021	QAN Listed Security Disposal	0.00	0.00	1,206.24	0.00
13/10/2021	QAN Listed Security Disposal	0.00	4,406.80	0.00	4,406.80
15/10/2021	QAN Listed Security Disposal	0.00	0.00	4,406.80	0.00
30/11/2021	QAN Listed Security Disposal	0.00	427.34	0.00	427.34
02/12/2021	QAN Listed Security Disposal	0.00	0.00	427.34	0.00
07/06/2022	QAN Listed Security Disposal	0.00	9,209.95	0.00	9,209.95
09/06/2022	QAN Listed Security Disposal	0.00	0.00	9,209.95	0.00
30/06/2022	Closing Balance	0.00	0.00	0.00	0.00
Other Assets - Unsettled Trades / Disposals / Sonic Healthcare Limited					
01/07/2021	Opening Balance	0.00	0.00	0.00	0.00
06/08/2021	SHL Listed Security Disposal	0.00	970.94	0.00	970.94
10/08/2021	SHL Listed Security Disposal	0.00	0.00	970.94	0.00

Date	Description	Quantity	Debits	Credits	Balance
18/08/2021	SHL Listed Security Disposal	0.00	1,049.02	0.00	1,049.02
20/08/2021	SHL Listed Security Disposal	0.00	0.00	1,049.02	0.00
04/11/2021	SHL Listed Security Disposal	0.00	450.19	0.00	450.19
08/11/2021	SHL Listed Security Disposal	0.00	0.00	450.19	0.00
30/11/2021	SHL Listed Security Disposal	0.00	511.75	0.00	511.75
02/12/2021	SHL Listed Security Disposal	0.00	0.00	511.75	0.00
24/01/2022	SHL Listed Security Disposal	0.00	934.75	0.00	934.75
27/01/2022	SHL Listed Security Disposal	0.00	0.00	934.75	0.00
07/02/2022	SHL Listed Security Disposal	0.00	1,366.49	0.00	1,366.49
09/02/2022	SHL Listed Security Disposal	0.00	0.00	1,366.49	0.00
07/06/2022	SHL Listed Security Disposal	0.00	7,689.69	0.00	7,689.69
09/06/2022	SHL Listed Security Disposal	0.00	0.00	7,689.69	0.00
30/06/2022	Closing Balance	0.00	0.00	0.00	0.00

Other Assets - Unsettled Trades / Disposals / Transurban Group - Rights-Appsclose 08Oct2021 Us Prohibited

01/07/2021	Opening Balance	0.00	0.00	0.00	0.00
19/10/2021	TCLR to TCL; 1:9 ACCELERATED - PAITREO OF SECURITIES @\$13	0.00	23.10	0.00	23.10
20/10/2021	TCLR to TCL; 1:9 ACCELERATED - PAITREO OF SECURITIES @\$13	0.00	0.00	23.10	0.00
30/06/2022	Closing Balance	0.00	0.00	0.00	0.00

Other Assets - Unsettled Trades / Disposals / Treasury Wine Estates Limited

Date	Description	Quantity	Debits	Credits	Balance
01/07/2021	Opening Balance	0.00	0.00	0.00	0.00
18/08/2021	TWE Listed Security Disposal	0.00	4,398.16	0.00	4,398.16
20/08/2021	TWE Listed Security Disposal	0.00	0.00	4,398.16	0.00
04/11/2021	TWE Listed Security Disposal	0.00	370.96	0.00	370.96
08/11/2021	TWE Listed Security Disposal	0.00	0.00	370.96	0.00
30/11/2021	TWE Listed Security Disposal	0.00	425.66	0.00	425.66
02/12/2021	TWE Listed Security Disposal	0.00	0.00	425.66	0.00
24/01/2022	TWE Listed Security Disposal	0.00	1,349.73	0.00	1,349.73
27/01/2022	TWE Listed Security Disposal	0.00	0.00	1,349.73	0.00
07/02/2022	TWE Listed Security Disposal	0.00	592.18	0.00	592.18
09/02/2022	TWE Listed Security Disposal	0.00	0.00	592.18	0.00
07/06/2022	TWE Listed Security Disposal	0.00	5,931.37	0.00	5,931.37
09/06/2022	TWE Listed Security Disposal	0.00	0.00	5,931.37	0.00
30/06/2022	Closing Balance	0.00	0.00	0.00	0.00

Other Assets - Unsettled Trades / Disposals / Wesfarmers Limited

01/07/2021	Opening Balance	0.00	0.00	0.00	0.00
18/08/2021	WES Listed Security Disposal	0.00	3,052.32	0.00	3,052.32
20/08/2021	WES Listed Security Disposal	0.00	0.00	3,052.32	0.00
30/11/2021	WES Listed Security Disposal	0.00	981.15	0.00	981.15
02/12/2021	WES Listed Security Disposal	0.00	0.00	981.15	0.00

Date	Description	Quantity	Debits	Credits	Balance
24/01/2022	WES Listed Security Disposal	0.00	3,662.95	0.00	3,662.95
27/01/2022	WES Listed Security Disposal	0.00	0.00	3,662.95	0.00
07/02/2022	WES Listed Security Disposal	0.00	2,334.81	0.00	2,334.81
09/02/2022	WES Listed Security Disposal	0.00	0.00	2,334.81	0.00
07/06/2022	WES Listed Security Disposal	0.00	12,474.78	0.00	12,474.78
09/06/2022	WES Listed Security Disposal	0.00	0.00	12,474.78	0.00
30/06/2022	Closing Balance	0.00	0.00	0.00	0.00
Other Assets - Unsettled Trades / Disposals / Westpac Banking Corporation					
01/07/2021	Opening Balance	0.00	0.00	0.00	0.00
06/08/2021	WBC Listed Security Disposal	0.00	1,676.20	0.00	1,676.20
10/08/2021	WBC Listed Security Disposal	0.00	0.00	1,676.20	0.00
18/08/2021	WBC Listed Security Disposal	0.00	8,705.49	0.00	8,705.49
20/08/2021	WBC Listed Security Disposal	0.00	0.00	8,705.49	0.00
13/10/2021	WBC Listed Security Disposal	0.00	986.38	0.00	986.38
15/10/2021	WBC Listed Security Disposal	0.00	0.00	986.38	0.00
30/11/2021	WBC Listed Security Disposal	0.00	913.83	0.00	913.83
02/12/2021	WBC Listed Security Disposal	0.00	0.00	913.83	0.00
24/01/2022	WBC Listed Security Disposal	0.00	3,788.91	0.00	3,788.91
27/01/2022	WBC Listed Security Disposal	0.00	0.00	3,788.91	0.00
07/02/2022	WBC Listed Security Disposal	0.00	2,537.86	0.00	2,537.86

Date	Description	Quantity	Debits	Credits	Balance
09/02/2022	WBC Listed Security Disposal	0.00	0.00	2,537.86	0.00
16/03/2022	WBC Listed Security Disposal	0.00	2,927.58	0.00	2,927.58
18/03/2022	WBC Listed Security Disposal	0.00	0.00	2,927.58	0.00
07/06/2022	WBC Listed Security Disposal	0.00	11,561.11	0.00	11,561.11
09/06/2022	WBC Listed Security Disposal	0.00	0.00	11,561.11	0.00
30/06/2022	Closing Balance	0.00	0.00	0.00	0.00
Other Assets - Unsettled Trades / Disposals / Wisetech Global Limited					
01/07/2021	Opening Balance	0.00	0.00	0.00	0.00
18/08/2021	WTC Listed Security Disposal	0.00	1,124.43	0.00	1,124.43
20/08/2021	WTC Listed Security Disposal	0.00	0.00	1,124.43	0.00
13/10/2021	WTC Listed Security Disposal	0.00	2,208.42	0.00	2,208.42
15/10/2021	WTC Listed Security Disposal	0.00	0.00	2,208.42	0.00
30/11/2021	WTC Listed Security Disposal	0.00	418.62	0.00	418.62
02/12/2021	WTC Listed Security Disposal	0.00	0.00	418.62	0.00
24/01/2022	WTC Listed Security Disposal	0.00	1,748.33	0.00	1,748.33
27/01/2022	WTC Listed Security Disposal	0.00	0.00	1,748.33	0.00
07/02/2022	WTC Listed Security Disposal	0.00	1,019.60	0.00	1,019.60
09/02/2022	WTC Listed Security Disposal	0.00	0.00	1,019.60	0.00
07/06/2022	WTC Listed Security Disposal	0.00	5,480.14	0.00	5,480.14
09/06/2022	WTC Listed Security Disposal	0.00	0.00	5,480.14	0.00

Date	Description	Quantity	Debits	Credits	Balance
30/06/2022	Closing Balance	0.00	0.00	0.00	0.00
Other Assets - Unsettled Trades / Disposals / Woodside Energy Group Ltd					
01/07/2021	Opening Balance	0.00	0.00	0.00	0.00
07/06/2022	SALE 221 WDS	0.00	7,275.99	0.00	7,275.99
09/06/2022	SALE 221 WDS	0.00	0.00	7,275.99	0.00
30/06/2022	Closing Balance	0.00	0.00	0.00	0.00
Other Assets - Unsettled Trades / Disposals / Woodside Petroleum Ltd					
01/07/2021	Opening Balance	0.00	0.00	0.00	0.00
09/07/2021	WPL Listed Security Disposal	0.00	2,829.90	0.00	2,829.90
13/07/2021	WPL Listed Security Disposal	0.00	0.00	2,829.90	0.00
04/11/2021	WPL Listed Security Disposal	0.00	4,817.09	0.00	4,817.09
08/11/2021	WPL Listed Security Disposal	0.00	0.00	4,817.09	0.00
30/06/2022	Closing Balance	0.00	0.00	0.00	0.00
Other Assets - Unsettled Trades / Disposals / Woolworths Group Limited					
01/07/2021	Opening Balance	0.00	0.00	0.00	0.00
06/08/2021	WOW Listed Security Disposal	0.00	1,239.05	0.00	1,239.05
10/08/2021	WOW Listed Security Disposal	0.00	0.00	1,239.05	0.00
30/11/2021	WOW Listed Security Disposal	0.00	324.51	0.00	324.51
02/12/2021	WOW Listed Security Disposal	0.00	0.00	324.51	0.00
24/01/2022	WOW Listed Security Disposal	0.00	945.49	0.00	945.49

Date	Description	Quantity	Debits	Credits	Balance
27/01/2022	WOW Listed Security Disposal	0.00	0.00	945.49	0.00
07/06/2022	WOW Listed Security Disposal	0.00	10,127.67	0.00	10,127.67
09/06/2022	WOW Listed Security Disposal	0.00	0.00	10,127.67	0.00
30/06/2022	Closing Balance	0.00	0.00	0.00	0.00
Other Assets - Unsettled Trades / Disposals / Shares in Listed Companies - Foreign / 3M Co					
01/07/2021	Opening Balance	0.00	0.00	0.00	0.00
30/11/2021	SALE MMM 2	0.00	479.10	0.00	479.10
02/12/2021	SALE MMM 2	0.00	0.00	479.10	0.00
24/01/2022	SALE MMM 5	0.00	1,190.26	0.00	1,190.26
26/01/2022	SALE MMM 5	0.00	0.00	1,190.26	0.00
07/06/2022	SALE MMM 17	0.00	3,423.00	0.00	3,423.00
09/06/2022	SALE MMM 17	0.00	0.00	3,423.00	0.00
30/06/2022	Closing Balance	0.00	0.00	0.00	0.00
Other Assets - Unsettled Trades / Disposals / Shares in Listed Companies - Foreign / ABB Ltd.					
01/07/2021	Opening Balance	0.00	0.00	0.00	0.00
30/11/2021	SALE ABBN 6	0.00	287.45	0.00	287.45
02/12/2021	SALE ABBN 6	0.00	0.00	287.45	0.00
24/01/2022	SALE ABBN 28	0.00	1,381.70	0.00	1,381.70
26/01/2022	SALE ABBN 28	0.00	0.00	1,381.70	0.00
07/02/2022	SALE ABBN 10	0.00	479.13	0.00	479.13

Date	Description	Quantity	Debits	Credits	Balance
09/02/2022	SALE ABBN 10	0.00	0.00	479.13	0.00
07/06/2022	SALE ABBN 85	0.00	3,669.71	0.00	3,669.71
09/06/2022	SALE ABBN 85	0.00	0.00	3,669.71	0.00
30/06/2022	Closing Balance	0.00	0.00	0.00	0.00
Other Assets - Unsettled Trades / Disposals / Shares in Listed Companies - Foreign / Activision Blizzard Inc					
01/07/2021	Opening Balance	0.00	0.00	0.00	0.00
13/10/2021	SALE ATVI 9	0.00	912.82	0.00	912.82
15/10/2021	SALE ATVI 9	0.00	0.00	912.82	0.00
01/12/2021	SALE ATVI 9	0.00	735.50	0.00	735.50
03/12/2021	SALE ATVI 9	0.00	0.00	735.50	0.00
10/01/2022	SALE ATVI 34	0.00	2,976.29	0.00	2,976.29
12/01/2022	SALE ATVI 34	0.00	0.00	2,976.29	0.00
16/03/2022	SALE ATVI 68	0.00	7,342.32	0.00	7,342.32
18/03/2022	SALE ATVI 68	0.00	0.00	7,342.32	0.00
07/06/2022	SALE ATVI 26	0.00	2,789.21	0.00	2,789.21
09/06/2022	SALE ATVI 26	0.00	0.00	2,789.21	0.00
30/06/2022	Closing Balance	0.00	0.00	0.00	0.00
Other Assets - Unsettled Trades / Disposals / Shares in Listed Companies - Foreign / Allianz SE - Registered Shares					
01/07/2021	Opening Balance	0.00	0.00	0.00	0.00
04/11/2021	SALE 11 ALV.FRA	0.00	3,474.51	0.00	3,474.51

Date	Description	Quantity	Debits	Credits	Balance
08/11/2021	SALE 11 ALV.FRA	0.00	0.00	3,474.51	0.00
30/06/2022	Closing Balance	0.00	0.00	0.00	0.00
Other Assets - Unsettled Trades / Disposals / Shares in Listed Companies - Foreign / Amada Holdings Co.Ltd					
01/07/2021	Opening Balance	0.00	0.00	0.00	0.00
04/11/2021	6113 sale 28	0.00	386.38	0.00	386.38
08/11/2021	6113 sale 28	0.00	0.00	386.38	0.00
24/01/2022	6113 sale 49	0.00	680.41	0.00	680.41
26/01/2022	6113 sale 49	0.00	0.00	680.41	0.00
07/06/2022	6113 sale 128	0.00	1,436.00	0.00	1,436.00
09/06/2022	6113 sale 128	0.00	0.00	1,436.00	0.00
30/06/2022	Closing Balance	0.00	0.00	0.00	0.00
Other Assets - Unsettled Trades / Disposals / Shares in Listed Companies - Foreign / American Tower Corp					
01/07/2021	Opening Balance	0.00	0.00	0.00	0.00
30/11/2021	SALE AMT 3	0.00	1,108.59	0.00	1,108.59
02/12/2021	SALE AMT 3	0.00	0.00	1,108.59	0.00
16/03/2022	SALE AMT 17	0.00	5,515.98	0.00	5,515.98
18/03/2022	SALE AMT 17	0.00	0.00	5,515.98	0.00
07/06/2022	SALE AMT 23	0.00	8,352.08	0.00	8,352.08
09/06/2022	SALE AMT 23	0.00	0.00	8,352.08	0.00
30/06/2022	Closing Balance	0.00	0.00	0.00	0.00

Date	Description	Quantity	Debits	Credits	Balance
Other Assets - Unsettled Trades / Disposals / Shares in Listed Companies - Foreign / Amgen Inc					
01/07/2021	Opening Balance	0.00	0.00	0.00	0.00
18/08/2021	SALE AMGN 11	0.00	3,478.76	0.00	3,478.76
20/08/2021	SALE AMGN 11	0.00	0.00	3,478.76	0.00
30/06/2022	Closing Balance	0.00	0.00	0.00	0.00
Other Assets - Unsettled Trades / Disposals / Shares in Listed Companies - Foreign / Apple Inc					
01/07/2021	Opening Balance	0.00	0.00	0.00	0.00
30/11/2021	SALE AAPL 5	0.00	1,140.45	0.00	1,140.45
02/12/2021	SALE AAPL 5	0.00	0.00	1,140.45	0.00
24/01/2022	SALE AAPL 15	0.00	3,309.70	0.00	3,309.70
26/01/2022	SALE AAPL 15	0.00	0.00	3,309.70	0.00
07/02/2022	SALE AAPL 4	0.00	963.65	0.00	963.65
09/02/2022	SALE AAPL 4	0.00	0.00	963.65	0.00
07/06/2022	SALE AAPL 43	0.00	8,775.93	0.00	8,775.93
09/06/2022	SALE AAPL 43	0.00	0.00	8,775.93	0.00
30/06/2022	Closing Balance	0.00	0.00	0.00	0.00
Other Assets - Unsettled Trades / Disposals / Shares in Listed Companies - Foreign / Applied Materials Inc					
01/07/2021	Opening Balance	0.00	0.00	0.00	0.00
10/01/2022	SALE AMAT 3	0.00	608.33	0.00	608.33
12/01/2022	SALE AMAT 3	0.00	0.00	608.33	0.00

Date	Description	Quantity	Debits	Credits	Balance
24/01/2022	SALE AMAT 6	0.00	1,119.74	0.00	1,119.74
26/01/2022	SALE AMAT 6	0.00	0.00	1,119.74	0.00
07/02/2022	SALE AMAT 2	0.00	381.36	0.00	381.36
09/02/2022	SALE AMAT 2	0.00	0.00	381.36	0.00
07/06/2022	SALE AMAT 19	0.00	3,002.06	0.00	3,002.06
09/06/2022	SALE AMAT 19	0.00	0.00	3,002.06	0.00
30/06/2022	Closing Balance	0.00	0.00	0.00	0.00
Other Assets - Unsettled Trades / Disposals / Shares in Listed Companies - Foreign / Assicurazioni Generali SPA					
01/07/2021	Opening Balance	0.00	0.00	0.00	0.00
24/01/2022	SALE G. MIL 44	0.00	1,238.07	0.00	1,238.07
26/01/2022	SALE G. MIL 44	0.00	0.00	1,238.07	0.00
16/03/2022	SELL G.MIL 19	0.00	528.52	0.00	528.52
18/03/2022	SELL G.MIL 19	0.00	0.00	528.52	0.00
07/06/2022	SELL G.MIL 131	0.00	3,258.36	0.00	3,258.36
09/06/2022	SELL G.MIL 131	0.00	0.00	3,258.36	0.00
30/06/2022	Closing Balance	0.00	0.00	0.00	0.00
Other Assets - Unsettled Trades / Disposals / Shares in Listed Companies - Foreign / Astellas Pharma Inc					
01/07/2021	Opening Balance	0.00	0.00	0.00	0.00
12/01/2022	4503 sale 18	0.00	405.09	0.00	405.09
14/01/2022	4503 sale 18	0.00	0.00	405.09	0.00

Date	Description	Quantity	Debits	Credits	Balance
24/01/2022	4503 sale 31	0.00	725.85	0.00	725.85
26/01/2022	4503 sale 31	0.00	0.00	725.85	0.00
07/06/2022	4503 sale 114	0.00	2,466.49	0.00	2,466.49
09/06/2022	4503 sale 114	0.00	0.00	2,466.49	0.00
30/06/2022	Closing Balance	0.00	0.00	0.00	0.00
Other Assets - Unsettled Trades / Disposals / Shares in Listed Companies - Foreign / Booking Holdings Inc					
01/07/2021	Opening Balance	0.00	0.00	0.00	0.00
10/01/2022	SALE BKNG 5	0.00	16,745.43	0.00	16,745.43
12/01/2022	SALE BKNG 5	0.00	0.00	16,745.43	0.00
30/06/2022	Closing Balance	0.00	0.00	0.00	0.00
Other Assets - Unsettled Trades / Disposals / Shares in Listed Companies - Foreign / Bridgestone Corp					
01/07/2021	Opening Balance	0.00	0.00	0.00	0.00
07/06/2022	5108 sale 42	0.00	2,283.55	0.00	2,283.55
09/06/2022	5108 sale 42	0.00	0.00	2,283.55	0.00
30/06/2022	Closing Balance	0.00	0.00	0.00	0.00
Other Assets - Unsettled Trades / Disposals / Shares in Listed Companies - Foreign / Bristol-Myers Squibb Co					
01/07/2021	Opening Balance	0.00	0.00	0.00	0.00
04/11/2021	SALE BMY 10	0.00	797.90	0.00	797.90
08/11/2021	SALE BMY 10	0.00	0.00	797.90	0.00
24/01/2022	SALE BMY 17	0.00	1,471.25	0.00	1,471.25

Date	Description	Quantity	Debits	Credits	Balance
26/01/2022	SALE BMY 17	0.00	0.00	1,471.25	0.00
07/02/2022	SALE BMY 4	0.00	366.84	0.00	366.84
09/02/2022	SALE BMY 4	0.00	0.00	366.84	0.00
07/06/2022	SALE BMY 43	0.00	4,501.37	0.00	4,501.37
09/06/2022	SALE BMY 43	0.00	0.00	4,501.37	0.00
30/06/2022	Closing Balance	0.00	0.00	0.00	0.00
Other Assets - Unsettled Trades / Disposals / Shares in Listed Companies - Foreign / CDW Corp (New)					
01/07/2021	Opening Balance	0.00	0.00	0.00	0.00
30/11/2021	SALE CDW 2	0.00	528.82	0.00	528.82
02/12/2021	SALE CDW 2	0.00	0.00	528.82	0.00
24/01/2022	SALE CDW 3	0.00	755.92	0.00	755.92
26/01/2022	SALE CDW 3	0.00	0.00	755.92	0.00
07/06/2022	SALE CDW 8	0.00	1,943.16	0.00	1,943.16
09/06/2022	SALE CDW 8	0.00	0.00	1,943.16	0.00
30/06/2022	Closing Balance	0.00	0.00	0.00	0.00
Other Assets - Unsettled Trades / Disposals / Shares in Listed Companies - Foreign / Cisco Systems Inc					
01/07/2021	Opening Balance	0.00	0.00	0.00	0.00
18/08/2021	SALE CSCO 42	0.00	3,226.73	0.00	3,226.73
20/08/2021	SALE CSCO 42	0.00	0.00	3,226.73	0.00
01/12/2021	SALE CSCO 4	0.00	310.53	0.00	310.53

Date	Description	Quantity	Debits	Credits	Balance
03/12/2021	SALE CSCO 4	0.00	0.00	310.53	0.00
24/01/2022	SALE CSCO 8	0.00	622.09	0.00	622.09
26/01/2022	SALE CSCO 8	0.00	0.00	622.09	0.00
07/06/2022	SALE CSCO 25	0.00	1,563.26	0.00	1,563.26
09/06/2022	SALE CSCO 25	0.00	0.00	1,563.26	0.00
30/06/2022	Closing Balance	0.00	0.00	0.00	0.00
Other Assets - Unsettled Trades / Disposals / Shares in Listed Companies - Foreign / Citizens Financial Group Inc					
01/07/2021	Opening Balance	0.00	0.00	0.00	0.00
18/08/2021	SALE CGF 50	0.00	3,000.08	0.00	3,000.08
20/08/2021	SALE CGF 50	0.00	0.00	3,000.08	0.00
04/11/2021	SALE CFG 6	0.00	383.68	0.00	383.68
08/11/2021	SALE CFG 6	0.00	0.00	383.68	0.00
30/11/2021	SALE CFG 6	0.00	395.57	0.00	395.57
02/12/2021	SALE CFG 6	0.00	0.00	395.57	0.00
24/01/2022	SALE CFG 4	0.00	275.93	0.00	275.93
26/01/2022	SALE CFG 4	0.00	0.00	275.93	0.00
07/02/2022	SALE CFG 11	0.00	833.16	0.00	833.16
09/02/2022	SALE CFG 11	0.00	0.00	833.16	0.00
16/03/2022	SALE CFG 56	0.00	3,813.48	0.00	3,813.48
18/03/2022	SALE CFG 56	0.00	0.00	3,813.48	0.00

Date	Description	Quantity	Debits	Credits	Balance
07/06/2022	SALE CFG 68	0.00	3,819.65	0.00	3,819.65
09/06/2022	SALE CFG 68	0.00	0.00	3,819.65	0.00
30/06/2022	Closing Balance	0.00	0.00	0.00	0.00
Other Assets - Unsettled Trades / Disposals / Shares in Listed Companies - Foreign / Cognizant Technology Solutions Corp					
01/07/2021	Opening Balance	0.00	0.00	0.00	0.00
30/11/2021	SALE CTSH 4	0.00	438.17	0.00	438.17
02/12/2021	SALE CTSH 4	0.00	0.00	438.17	0.00
24/01/2022	SALE CTSH 11	0.00	1,276.21	0.00	1,276.21
26/01/2022	SALE CTSH 11	0.00	0.00	1,276.21	0.00
07/02/2022	SALE CTSH 3	0.00	365.84	0.00	365.84
09/02/2022	SALE CTSH 3	0.00	0.00	365.84	0.00
07/06/2022	SALE CTSH 34	0.00	3,462.27	0.00	3,462.27
09/06/2022	SALE CTSH 34	0.00	0.00	3,462.27	0.00
30/06/2022	Closing Balance	0.00	0.00	0.00	0.00
Other Assets - Unsettled Trades / Disposals / Shares in Listed Companies - Foreign / Daito Trust Construction Co Ltd					
01/07/2021	Opening Balance	0.00	0.00	0.00	0.00
24/01/2022	1878 sale 2	0.00	325.41	0.00	325.41
26/01/2022	1878 sale 2	0.00	0.00	325.41	0.00
07/06/2022	1878 sale 8	0.00	931.49	0.00	931.49
09/06/2022	1878 sale 8	0.00	0.00	931.49	0.00

Date	Description	Quantity	Debits	Credits	Balance
30/06/2022	Closing Balance	0.00	0.00	0.00	0.00
Other Assets - Unsettled Trades / Disposals / Shares in Listed Companies - Foreign / DBS Group Holdings Ltd					
01/07/2021	Opening Balance	0.00	0.00	0.00	0.00
18/08/2021	SALE DBS 65	0.00	2,013.70	0.00	2,013.70
20/08/2021	SALE DBS 65	0.00	0.00	2,013.70	0.00
30/11/2021	SALE DBS 19	0.00	601.34	0.00	601.34
02/12/2021	SALE DBS 19	0.00	0.00	601.34	0.00
24/01/2022	SALE DBS 56	0.00	2,060.68	0.00	2,060.68
26/01/2022	SALE DBS 56	0.00	0.00	2,060.68	0.00
07/02/2022	SALE DBS 21	0.00	786.90	0.00	786.90
09/02/2022	SALE DBS 21	0.00	0.00	786.90	0.00
16/03/2022	SALE DBS 40	0.00	1,377.23	0.00	1,377.23
18/03/2022	SALE DBS 40	0.00	0.00	1,377.23	0.00
07/06/2022	SALE DBS 162	0.00	4,997.37	0.00	4,997.37
09/06/2022	SALE DBS 162	0.00	0.00	4,997.37	0.00
30/06/2022	Closing Balance	0.00	0.00	0.00	0.00
Other Assets - Unsettled Trades / Disposals / Shares in Listed Companies - Foreign / Direct Line Insurance Group PLC					
01/07/2021	Opening Balance	0.00	0.00	0.00	0.00
04/11/2021	SALE DLG 377	0.00	1,940.03	0.00	1,940.03
08/11/2021	SALE DLG 377	0.00	0.00	1,940.03	0.00

Date	Description	Quantity	Debits	Credits	Balance
30/06/2022	Closing Balance	0.00	0.00	0.00	0.00
Other Assets - Unsettled Trades / Disposals / Shares in Listed Companies - Foreign / eBay Inc					
01/07/2021	Opening Balance	0.00	0.00	0.00	0.00
30/11/2021	SALE EBAY 5	0.00	473.09	0.00	473.09
02/12/2021	SALE EBAY 5	0.00	0.00	473.09	0.00
24/01/2022	SALE EBAY 13	0.00	1,054.92	0.00	1,054.92
26/01/2022	SALE EBAY 13	0.00	0.00	1,054.92	0.00
16/03/2022	SALE EBAY 6	0.00	440.45	0.00	440.45
18/03/2022	SALE EBAY 6	0.00	0.00	440.45	0.00
07/06/2022	SALE EBAY 45	0.00	2,931.54	0.00	2,931.54
09/06/2022	SALE EBAY 45	0.00	0.00	2,931.54	0.00
30/06/2022	Closing Balance	0.00	0.00	0.00	0.00
Other Assets - Unsettled Trades / Disposals / Shares in Listed Companies - Foreign / EDP-Energias de Portugal SA					
01/07/2021	Opening Balance	0.00	0.00	0.00	0.00
30/11/2021	SALE EBP 36	0.00	273.10	0.00	273.10
02/12/2021	SALE EBP 36	0.00	0.00	273.10	0.00
07/06/2022	SALE EBP 512	0.00	3,586.76	0.00	3,586.76
09/06/2022	SALE EBP 512	0.00	0.00	3,586.76	0.00
30/06/2022	Closing Balance	0.00	0.00	0.00	0.00
Other Assets - Unsettled Trades / Disposals / Shares in Listed Companies - Foreign / Endesa SA					

Date	Description	Quantity	Debits	Credits	Balance
01/07/2021	Opening Balance	0.00	0.00	0.00	0.00
03/12/2021	SALE ELE 14	0.00	435.52	0.00	435.52
07/12/2021	SALE ELE 14	0.00	0.00	435.52	0.00
07/06/2022	SALE ELE 121	0.00	3,708.76	0.00	3,708.76
09/06/2022	SALE ELE 121	0.00	0.00	3,708.76	0.00
30/06/2022	Closing Balance	0.00	0.00	0.00	0.00
Other Assets - Unsettled Trades / Disposals / Shares in Listed Companies - Foreign / ENGIE SA					
01/07/2021	Opening Balance	0.00	0.00	0.00	0.00
03/12/2021	SALE ENGI 14	0.00	289.17	0.00	289.17
07/12/2021	SALE ENGI 14	0.00	0.00	289.17	0.00
07/06/2022	SALE ENGI 138	0.00	2,559.52	0.00	2,559.52
09/06/2022	SALE ENGI 138	0.00	0.00	2,559.52	0.00
30/06/2022	Closing Balance	0.00	0.00	0.00	0.00
Other Assets - Unsettled Trades / Disposals / Shares in Listed Companies - Foreign / Euroapi S.A.					
01/07/2021	Opening Balance	0.00	0.00	0.00	0.00
07/06/2022	SALE EAPI 1	0.00	18.50	0.00	18.50
09/06/2022	SALE EAPI 1	0.00	0.00	18.50	0.00
30/06/2022	Closing Balance	0.00	0.00	0.00	0.00
Other Assets - Unsettled Trades / Disposals / Shares in Listed Companies - Foreign / Expedia Inc Del					
01/07/2021	Opening Balance	0.00	0.00	0.00	0.00

Date	Description	Quantity	Debits	Credits	Balance
13/10/2021	SALE EXPE 5	0.00	1,130.56	0.00	1,130.56
15/10/2021	SALE EXPE 5	0.00	0.00	1,130.56	0.00
04/11/2021	SALE EXPE 2	0.00	431.80	0.00	431.80
08/11/2021	SALE EXPE 2	0.00	0.00	431.80	0.00
30/11/2021	SALE EXPE 3	0.00	674.48	0.00	674.48
02/12/2021	SALE EXPE 3	0.00	0.00	674.48	0.00
24/01/2022	SALE EXPE 2	0.00	460.46	0.00	460.46
26/01/2022	SALE EXPE 2	0.00	0.00	460.46	0.00
16/03/2022	SALE EXPE 9	0.00	2,342.86	0.00	2,342.86
18/03/2022	SALE EXPE 9	0.00	0.00	2,342.86	0.00
07/06/2022	SALE EXPE 74	0.00	13,397.38	0.00	13,397.38
09/06/2022	SALE EXPE 74	0.00	0.00	13,397.38	0.00
30/06/2022	Closing Balance	0.00	0.00	0.00	0.00
Other Assets - Unsettled Trades / Disposals / Shares in Listed Companies - Foreign / FleetCor Technologies Inc					
01/07/2021	Opening Balance	0.00	0.00	0.00	0.00
04/11/2021	SALE FLT 1	0.00	325.60	0.00	325.60
08/11/2021	SALE FLT 1	0.00	0.00	325.60	0.00
24/01/2022	SALE FLT 4	0.00	1,239.86	0.00	1,239.86
26/01/2022	SALE FLT 4	0.00	0.00	1,239.86	0.00
07/06/2022	SALE FLT 10	0.00	3,388.56	0.00	3,388.56

Date	Description	Quantity	Debits	Credits	Balance
09/06/2022	SALE FLT 10	0.00	0.00	3,388.56	0.00
30/06/2022	Closing Balance	0.00	0.00	0.00	0.00
Other Assets - Unsettled Trades / Disposals / Shares in Listed Companies - Foreign / Google Inc					
01/07/2021	Opening Balance	0.00	0.00	0.00	0.00
18/08/2021	SALE GOOG 1	0.00	3,803.86	0.00	3,803.86
20/08/2021	SALE GOOG 1	0.00	0.00	3,803.86	0.00
30/11/2021	SALE GOOG 1	0.00	4,008.31	0.00	4,008.31
02/12/2021	SALE GOOG 1	0.00	0.00	4,008.31	0.00
07/06/2022	SALE GOOG 6	0.00	19,320.84	0.00	19,320.84
09/06/2022	SALE GOOG 6	0.00	0.00	19,320.84	0.00
30/06/2022	Closing Balance	0.00	0.00	0.00	0.00
Other Assets - Unsettled Trades / Disposals / Shares in Listed Companies - Foreign / Hitachi Ltd					
01/07/2021	Opening Balance	0.00	0.00	0.00	0.00
04/11/2021	6501 sale 8	0.00	648.54	0.00	648.54
08/11/2021	6501 sale 8	0.00	0.00	648.54	0.00
30/11/2021	6501 sale 5	0.00	430.80	0.00	430.80
02/12/2021	6501 sale 5	0.00	0.00	430.80	0.00
24/01/2022	6501 sale 22	0.00	1,675.50	0.00	1,675.50
26/01/2022	6501 sale 22	0.00	0.00	1,675.50	0.00
07/02/2022	6501 sale 7	0.00	496.15	0.00	496.15

Date	Description	Quantity	Debits	Credits	Balance
09/02/2022	6501 sale 7	0.00	0.00	496.15	0.00
07/06/2022	6501 sale 67	0.00	4,828.71	0.00	4,828.71
09/06/2022	6501 sale 67	0.00	0.00	4,828.71	0.00
30/06/2022	Closing Balance	0.00	0.00	0.00	0.00
Other Assets - Unsettled Trades / Disposals / Shares in Listed Companies - Foreign / HOYA CORP					
01/07/2021	Opening Balance	0.00	0.00	0.00	0.00
18/08/2021	HOYA SALE 4	0.00	851.30	0.00	851.30
20/08/2021	HOYA SALE 4	0.00	0.00	851.30	0.00
24/01/2022	HOYA SALE 2	0.00	358.88	0.00	358.88
26/01/2022	HOYA SALE 2	0.00	0.00	358.88	0.00
07/06/2022	HOYA SALE 8	0.00	1,136.56	0.00	1,136.56
09/06/2022	HOYA SALE 8	0.00	0.00	1,136.56	0.00
30/06/2022	Closing Balance	0.00	0.00	0.00	0.00
Other Assets - Unsettled Trades / Disposals / Shares in Listed Companies - Foreign / Illinois Tool Works Inc					
01/07/2021	Opening Balance	0.00	0.00	0.00	0.00
01/12/2021	SALE ITW	0.00	659.23	0.00	659.23
03/12/2021	SALE ITW	0.00	0.00	659.23	0.00
24/01/2022	SALE ITW 4	0.00	1,308.59	0.00	1,308.59
26/01/2022	SALE ITW 4	0.00	0.00	1,308.59	0.00
07/02/2022	SALE ITW 2	0.00	630.84	0.00	630.84

Date	Description	Quantity	Debits	Credits	Balance
09/02/2022	SALE ITW 2	0.00	0.00	630.84	0.00
07/06/2022	SALE ITW 15	0.00	4,309.33	0.00	4,309.33
09/06/2022	SALE ITW 15	0.00	0.00	4,309.33	0.00
30/06/2022	Closing Balance	0.00	0.00	0.00	0.00
Other Assets - Unsettled Trades / Disposals / Shares in Listed Companies - Foreign / Intel Corp					
01/07/2021	Opening Balance	0.00	0.00	0.00	0.00
18/08/2021	SALE INTC 38	0.00	2,768.60	0.00	2,768.60
20/08/2021	SALE INTC 38	0.00	0.00	2,768.60	0.00
04/11/2021	SALE INTC 8	0.00	541.11	0.00	541.11
08/11/2021	SALE INTC 8	0.00	0.00	541.11	0.00
24/01/2022	SALE INTC 9	0.00	639.77	0.00	639.77
26/01/2022	SALE INTC 9	0.00	0.00	639.77	0.00
16/03/2022	SALE INTC 25	0.00	1,567.76	0.00	1,567.76
18/03/2022	SALE INTC 25	0.00	0.00	1,567.76	0.00
30/06/2022	Closing Balance	0.00	0.00	0.00	0.00
Other Assets - Unsettled Trades / Disposals / Shares in Listed Companies - Foreign / Intertek Group PLC					
01/07/2021	Opening Balance	0.00	0.00	0.00	0.00
04/11/2021	SALE ITRK 6	0.00	554.88	0.00	554.88
08/11/2021	SALE ITRK 6	0.00	0.00	554.88	0.00
24/01/2022	SALE ITRK 7	0.00	696.46	0.00	696.46

Date	Description	Quantity	Debits	Credits	Balance
26/01/2022	SALE ITRK 7	0.00	0.00	696.46	0.00
07/06/2022	SALE ITRK 21	0.00	1,671.74	0.00	1,671.74
09/06/2022	SALE ITRK 21	0.00	0.00	1,671.74	0.00
30/06/2022	Closing Balance	0.00	0.00	0.00	0.00
Other Assets - Unsettled Trades / Disposals / Shares in Listed Companies - Foreign / JM Smucker Co					
01/07/2021	Opening Balance	0.00	0.00	0.00	0.00
04/11/2021	SALE SJM 2	0.00	334.99	0.00	334.99
08/11/2021	SALE SJM 2	0.00	0.00	334.99	0.00
30/11/2021	SALE SJM 2	0.00	353.94	0.00	353.94
02/12/2021	SALE SJM 2	0.00	0.00	353.94	0.00
24/01/2022	SALE SJM 7	0.00	1,381.02	0.00	1,381.02
26/01/2022	SALE SJM 7	0.00	0.00	1,381.02	0.00
07/02/2022	SALE SJM 4	0.00	765.11	0.00	765.11
09/02/2022	SALE SJM 4	0.00	0.00	765.11	0.00
07/06/2022	SALE SJM 32	0.00	5,714.63	0.00	5,714.63
09/06/2022	SALE SJM 32	0.00	0.00	5,714.63	0.00
30/06/2022	Closing Balance	0.00	0.00	0.00	0.00
Other Assets - Unsettled Trades / Disposals / Shares in Listed Companies - Foreign / Johnson & Johnson					
01/07/2021	Opening Balance	0.00	0.00	0.00	0.00
04/11/2021	SALE JNJ 8	0.00	1,772.97	0.00	1,772.97

Date	Description	Quantity	Debits	Credits	Balance
08/11/2021	SALE JNJ 8	0.00	0.00	1,772.97	0.00
01/12/2021	SALE JNJ 2	0.00	442.56	0.00	442.56
03/12/2021	SALE JNJ 2	0.00	0.00	442.56	0.00
24/01/2022	SALE JNJ 5	0.00	1,124.17	0.00	1,124.17
26/01/2022	SALE JNJ 5	0.00	0.00	1,124.17	0.00
07/02/2022	SALE JNJ 2	0.00	477.61	0.00	477.61
09/02/2022	SALE JNJ 2	0.00	0.00	477.61	0.00
07/06/2022	SALE JNJ 19	0.00	4,652.58	0.00	4,652.58
09/06/2022	SALE JNJ 19	0.00	0.00	4,652.58	0.00
30/06/2022	Closing Balance	0.00	0.00	0.00	0.00
Other Assets - Unsettled Trades / Disposals / Shares in Listed Companies - Foreign / JPMorgan Chase & Co					
01/07/2021	Opening Balance	0.00	0.00	0.00	0.00
18/08/2021	SALE JPM 12	0.00	2,605.57	0.00	2,605.57
20/08/2021	SALE JPM 12	0.00	0.00	2,605.57	0.00
30/11/2021	SALE JPM 2	0.00	441.63	0.00	441.63
02/12/2021	SALE JPM 2	0.00	0.00	441.63	0.00
24/01/2022	SALE JPM 3	0.00	1,581.82	0.00	1,581.82
26/01/2022	SALE JPM 3	0.00	0.00	1,581.82	0.00
07/02/2022	SALE JPM 3	0.00	638.43	0.00	638.43
09/02/2022	SALE JPM 3	0.00	0.00	638.43	0.00

Date	Description	Quantity	Debits	Credits	Balance
16/03/2022	SALE JPM 13	0.00	2,424.64	0.00	2,424.64
18/03/2022	SALE JPM 13	0.00	0.00	2,424.64	0.00
07/06/2022	SALE JPM 19	0.00	3,388.66	0.00	3,388.66
09/06/2022	SALE JPM 19	0.00	0.00	3,388.66	0.00
30/06/2022	Closing Balance	0.00	0.00	0.00	0.00
Other Assets - Unsettled Trades / Disposals / Shares in Listed Companies - Foreign / KDDI CORP					
01/07/2021	Opening Balance	0.00	0.00	0.00	0.00
04/11/2021	SELL KDDI 19	0.00	765.85	0.00	765.85
08/11/2021	SELL KDDI 19	0.00	0.00	765.85	0.00
01/12/2021	SELL KDDI 10	0.00	410.32	0.00	410.32
03/12/2021	SELL KDDI 10	0.00	0.00	410.32	0.00
24/01/2022	SELL KDDI 40	0.00	1,740.54	0.00	1,740.54
26/01/2022	SELL KDDI 40	0.00	0.00	1,740.54	0.00
07/06/2022	SALE KDDI 137	0.00	6,409.85	0.00	6,409.85
09/06/2022	SALE KDDI 137	0.00	0.00	6,409.85	0.00
30/06/2022	Closing Balance	0.00	0.00	0.00	0.00
Other Assets - Unsettled Trades / Disposals / Shares in Listed Companies - Foreign / Kimberly-Clark Corp					
01/07/2021	Opening Balance	0.00	0.00	0.00	0.00
06/08/2021	SALE KMB 22	0.00	3,979.16	0.00	3,979.16
10/08/2021	SALE KMB 22	0.00	0.00	3,979.16	0.00

Date	Description	Quantity	Debits	Credits	Balance
18/08/2021	SALE KMB 19	0.00	3,612.47	0.00	3,612.47
20/08/2021	SALE KMB 19	0.00	0.00	3,612.47	0.00
30/06/2022	Closing Balance	0.00	0.00	0.00	0.00
Other Assets - Unsettled Trades / Disposals / Shares in Listed Companies - Foreign / Kirin Holdings Co., Ltd.					
01/07/2021	Opening Balance	0.00	0.00	0.00	0.00
18/08/2021	2503 sale 67	0.00	1,657.60	0.00	1,657.60
20/08/2021	2503 sale 67	0.00	0.00	1,657.60	0.00
30/06/2022	Closing Balance	0.00	0.00	0.00	0.00
Other Assets - Unsettled Trades / Disposals / Shares in Listed Companies - Foreign / Koninklijke Ahold Delhaize N.V.					
01/07/2021	Opening Balance	0.00	0.00	0.00	0.00
18/08/2021	SALE KONINKLIJKE 32	0.00	1,468.54	0.00	1,468.54
20/08/2021	SALE KONINKLIJKE 32	0.00	0.00	1,468.54	0.00
04/11/2021	SALE KONINKLIJKE 8	0.00	360.15	0.00	360.15
08/11/2021	SALE KONINKLIJKE 8	0.00	0.00	360.15	0.00
01/12/2021	SALE KONINKLIJKE 7	0.00	330.75	0.00	330.75
03/12/2021	SALE KONINKLIJKE 7	0.00	0.00	330.75	0.00
24/01/2022	SALE KONINKLIJKE 25	0.00	1,121.73	0.00	1,121.73
26/01/2022	SALE KONINKLIJKE 25	0.00	0.00	1,121.73	0.00
07/02/2022	SALE KONINKLIJKE 10	0.00	454.62	0.00	454.62
09/02/2022	SALE KONINKLIJKE 10	0.00	0.00	454.62	0.00

Date	Description	Quantity	Debits	Credits	Balance
07/06/2022	SALE KONINKLIJKE	0.00	5,107.43	0.00	5,107.43
09/06/2022	SALE KONINKLIJKE	0.00	0.00	5,107.43	0.00
30/06/2022	Closing Balance	0.00	0.00	0.00	0.00
Other Assets - Unsettled Trades / Disposals / Shares in Listed Companies - Foreign / L3Harris Technologies Inc					
01/07/2021	Opening Balance	0.00	0.00	0.00	0.00
07/06/2022	SALE LHX 10	0.00	3,351.27	0.00	3,351.27
09/06/2022	SALE LHX 10	0.00	0.00	3,351.27	0.00
30/06/2022	Closing Balance	0.00	0.00	0.00	0.00
Other Assets - Unsettled Trades / Disposals / Shares in Listed Companies - Foreign / Meiji Holdings Co.Ltd.					
01/07/2021	Opening Balance	0.00	0.00	0.00	0.00
18/08/2021	2269 sale 25	0.00	2,103.48	0.00	2,103.48
20/08/2021	2269 sale 25	0.00	0.00	2,103.48	0.00
30/06/2022	Closing Balance	0.00	0.00	0.00	0.00
Other Assets - Unsettled Trades / Disposals / Shares in Listed Companies - Foreign / Merck & Co Inc					
01/07/2021	Opening Balance	0.00	0.00	0.00	0.00
13/10/2021	SALE MRK 9	0.00	958.57	0.00	958.57
15/10/2021	SALE MRK 9	0.00	0.00	958.57	0.00
24/01/2022	SALE MRK 13	0.00	1,411.77	0.00	1,411.77
26/01/2022	SALE MRK 13	0.00	0.00	1,411.77	0.00
07/02/2022	SALE MRK 4	0.00	435.31	0.00	435.31

Date	Description	Quantity	Debits	Credits	Balance
09/02/2022	SALE MRK 4	0.00	0.00	435.31	0.00
07/06/2022	SALE MRK 36	0.00	4,474.99	0.00	4,474.99
09/06/2022	SALE MRK 36	0.00	0.00	4,474.99	0.00
30/06/2022	Closing Balance	0.00	0.00	0.00	0.00
Other Assets - Unsettled Trades / Disposals / Shares in Listed Companies - Foreign / Meta Platforms Inc					
01/07/2021	Opening Balance	0.00	0.00	0.00	0.00
13/10/2021	SALE FB 16	0.00	7,010.96	0.00	7,010.96
15/10/2021	SALE FB 16	0.00	0.00	7,010.96	0.00
30/06/2022	Closing Balance	0.00	0.00	0.00	0.00
Other Assets - Unsettled Trades / Disposals / Shares in Listed Companies - Foreign / Meta Platforms Inc - Ordinary Shares - Class A					
01/07/2021	Opening Balance	0.00	0.00	0.00	0.00
30/11/2021	SALE META 3	0.00	1,371.96	0.00	1,371.96
02/12/2021	SALE META 3	0.00	0.00	1,371.96	0.00
24/01/2022	SALE META 8	0.00	3,322.67	0.00	3,322.67
26/01/2022	SALE META 8	0.00	0.00	3,322.67	0.00
07/06/2022	SALE META 42	0.00	11,270.45	0.00	11,270.45
09/06/2022	SALE META 42	0.00	0.00	11,270.45	0.00
30/06/2022	Closing Balance	0.00	0.00	0.00	0.00
Other Assets - Unsettled Trades / Disposals / Shares in Listed Companies - Foreign / Michelin (CGDE)-B - Registered Shares					
01/07/2021	Opening Balance	0.00	0.00	0.00	0.00

Date	Description	Quantity	Debits	Credits	Balance
07/06/2022	SALE ML 17	0.00	3,074.11	0.00	3,074.11
09/06/2022	SALE ML 17	0.00	0.00	3,074.11	0.00
30/06/2022	Closing Balance	0.00	0.00	0.00	0.00
Other Assets - Unsettled Trades / Disposals / Shares in Listed Companies - Foreign / Microsoft Corp					
01/07/2021	Opening Balance	0.00	0.00	0.00	0.00
13/10/2021	SALE MSFT 10	0.00	3,979.97	0.00	3,979.97
15/10/2021	SALE MSFT 10	0.00	0.00	3,979.97	0.00
30/11/2021	SALE MSFT 3	0.00	1,388.13	0.00	1,388.13
02/12/2021	SALE MSFT 3	0.00	0.00	1,388.13	0.00
24/01/2022	SALE MSFT 15	0.00	6,041.06	0.00	6,041.06
26/01/2022	SALE MSFT 15	0.00	0.00	6,041.06	0.00
07/02/2022	SALE MSFT 3	0.00	1,273.22	0.00	1,273.22
09/02/2022	SALE MSFT 3	0.00	0.00	1,273.22	0.00
07/06/2022	SALE MSFT 48	0.00	17,948.04	0.00	17,948.04
09/06/2022	SALE MSFT 48	0.00	0.00	17,948.04	0.00
30/06/2022	Closing Balance	0.00	0.00	0.00	0.00
Other Assets - Unsettled Trades / Disposals / Shares in Listed Companies - Foreign / Moncler SPA					
01/07/2021	Opening Balance	0.00	0.00	0.00	0.00
06/08/2021	SALE MONC 17	0.00	1,592.16	0.00	1,592.16
10/08/2021	SALE MONC 17	0.00	0.00	1,592.16	0.00

Date	Description	Quantity	Debits	Credits	Balance
01/12/2021	SALE MONC 4	0.00	411.44	0.00	411.44
03/12/2021	SALE MONC 4	0.00	0.00	411.44	0.00
24/01/2022	SALE MONC 5	0.00	441.58	0.00	441.58
26/01/2022	SALE MONC 5	0.00	0.00	441.58	0.00
07/06/2022	SALE MONC 21	0.00	1,413.34	0.00	1,413.34
09/06/2022	SALE MONC 21	0.00	0.00	1,413.34	0.00
30/06/2022	Closing Balance	0.00	0.00	0.00	0.00
Other Assets - Unsettled Trades / Disposals / Shares in Listed Companies - Foreign / NetApp Inc					
01/07/2021	Opening Balance	0.00	0.00	0.00	0.00
04/11/2021	SALE NTAP 6	0.00	736.50	0.00	736.50
08/11/2021	SALE NTAP 6	0.00	0.00	736.50	0.00
30/11/2021	SALE NTAP 3	0.00	375.55	0.00	375.55
02/12/2021	SALE NTAP 3	0.00	0.00	375.55	0.00
24/01/2022	SALE NTAP 14	0.00	1,646.32	0.00	1,646.32
26/01/2022	SALE NTAP 14	0.00	0.00	1,646.32	0.00
07/02/2022	SALE NTAP 5	0.00	610.39	0.00	610.39
09/02/2022	SALE NTAP 5	0.00	0.00	610.39	0.00
07/06/2022	SALE NTAP 37	0.00	3,621.63	0.00	3,621.63
09/06/2022	SALE NTAP 37	0.00	0.00	3,621.63	0.00
30/06/2022	Closing Balance	0.00	0.00	0.00	0.00

Date	Description	Quantity	Debits	Credits	Balance
Other Assets - Unsettled Trades / Disposals / Shares in Listed Companies - Foreign / Newmont Mining Corp					
01/07/2021	Opening Balance	0.00	0.00	0.00	0.00
18/08/2021	SALE NEM 15	0.00	1,190.15	0.00	1,190.15
20/08/2021	SALE NEM 15	0.00	0.00	1,190.15	0.00
24/01/2022	SALE NEM 9	0.00	776.54	0.00	776.54
26/01/2022	SALE NEM 9	0.00	0.00	776.54	0.00
16/03/2022	SALE NEM 6	0.00	588.94	0.00	588.94
18/03/2022	SALE NEM 6	0.00	0.00	588.94	0.00
07/06/2022	SALE NEM 14	0.00	1,310.50	0.00	1,310.50
09/06/2022	SALE NEM 14	0.00	0.00	1,310.50	0.00
30/06/2022	Closing Balance	0.00	0.00	0.00	0.00
Other Assets - Unsettled Trades / Disposals / Shares in Listed Companies - Foreign / Nintendo Co Ltd					
01/07/2021	Opening Balance	0.00	0.00	0.00	0.00
30/11/2021	Nintendo SALE 1	0.00	623.77	0.00	623.77
02/12/2021	Nintendo SALE 1	0.00	0.00	623.77	0.00
24/01/2022	Nintendo SALE 2	0.00	1,316.02	0.00	1,316.02
26/01/2022	Nintendo SALE 2	0.00	0.00	1,316.02	0.00
07/06/2022	Nintendo SALE 8	0.00	4,854.07	0.00	4,854.07
09/06/2022	Nintendo SALE 8	0.00	0.00	4,854.07	0.00
30/06/2022	Closing Balance	0.00	0.00	0.00	0.00

Date	Description	Quantity	Debits	Credits	Balance
Other Assets - Unsettled Trades / Disposals / Shares in Listed Companies - Foreign / Novo Nordisk - Ordinary Shares - Class B					
01/07/2021	Opening Balance	0.00	0.00	0.00	0.00
18/08/2021	SALE NOVO 6	0.00	867.55	0.00	867.55
20/08/2021	SALE NOVO 6	0.00	0.00	867.55	0.00
04/11/2021	SALE NOVO 2	0.00	308.08	0.00	308.08
08/11/2021	SALE NOVO 2	0.00	0.00	308.08	0.00
10/01/2022	SALE NOVO 3	0.00	415.29	0.00	415.29
12/01/2022	SALE NOVO 3	0.00	0.00	415.29	0.00
24/01/2022	SALE NOVO 16	0.00	2,077.37	0.00	2,077.37
26/01/2022	SALE NOVO 16	0.00	0.00	2,077.37	0.00
07/02/2022	SALE NOVO 6	0.00	840.48	0.00	840.48
09/02/2022	SALE NOVO 6	0.00	0.00	840.48	0.00
07/06/2022	SALE NOVO 51	0.00	8,059.14	0.00	8,059.14
09/06/2022	SALE NOVO 51	0.00	0.00	8,059.14	0.00
30/06/2022	Closing Balance	0.00	0.00	0.00	0.00
Other Assets - Unsettled Trades / Disposals / Shares in Listed Companies - Foreign / O'Reilly Automotive Inc					
01/07/2021	Opening Balance	0.00	0.00	0.00	0.00
24/01/2022	SALE ORLY 2	0.00	1,795.85	0.00	1,795.85
26/01/2022	SALE ORLY 2	0.00	0.00	1,795.85	0.00
07/06/2022	SALE ORLY 5	0.00	4,366.79	0.00	4,366.79

Date	Description	Quantity	Debits	Credits	Balance
09/06/2022	SALE ORLY 5	0.00	0.00	4,366.79	0.00
30/06/2022	Closing Balance	0.00	0.00	0.00	0.00
Other Assets - Unsettled Trades / Disposals / Shares in Listed Companies - Foreign / Paychex Inc					
01/07/2021	Opening Balance	0.00	0.00	0.00	0.00
04/11/2021	SALE PAYX 39	0.00	6,517.80	0.00	6,517.80
08/11/2021	SALE PAYX 39	0.00	0.00	6,517.80	0.00
30/11/2021	SALE PAYX 2	0.00	336.78	0.00	336.78
02/12/2021	SALE PAYX 2	0.00	0.00	336.78	0.00
24/01/2022	SALE PAYX 10	0.00	1,638.04	0.00	1,638.04
26/01/2022	SALE PAYX 10	0.00	0.00	1,638.04	0.00
07/02/2022	SALE PAYX 3	0.00	502.30	0.00	502.30
09/02/2022	SALE PAYX 3	0.00	0.00	502.30	0.00
07/06/2022	SALE PAYX 35	0.00	6,072.56	0.00	6,072.56
09/06/2022	SALE PAYX 35	0.00	0.00	6,072.56	0.00
30/06/2022	Closing Balance	0.00	0.00	0.00	0.00
Other Assets - Unsettled Trades / Disposals / Shares in Listed Companies - Foreign / Public Storage					
01/07/2021	Opening Balance	0.00	0.00	0.00	0.00
10/01/2022	SALE PSA 1	0.00	496.07	0.00	496.07
12/01/2022	SALE PSA 1	0.00	0.00	496.07	0.00
07/06/2022	SALE PSA 12	0.00	5,368.61	0.00	5,368.61

Date	Description	Quantity	Debits	Credits	Balance
09/06/2022	SALE PSA 12	0.00	0.00	5,368.61	0.00
30/06/2022	Closing Balance	0.00	0.00	0.00	0.00
Other Assets - Unsettled Trades / Disposals / Shares in Listed Companies - Foreign / Recordati SpA					
01/07/2021	Opening Balance	0.00	0.00	0.00	0.00
18/08/2021	SALE REC 21	0.00	1,930.73	0.00	1,930.73
20/08/2021	SALE REC 21	0.00	0.00	1,930.73	0.00
10/01/2022	SALE REC 4	0.00	338.54	0.00	338.54
12/01/2022	SALE REC 4	0.00	0.00	338.54	0.00
24/01/2022	SALE REC 9	0.00	721.14	0.00	721.14
26/01/2022	SALE REC 9	0.00	0.00	721.14	0.00
07/02/2022	SALE REC 4	0.00	297.89	0.00	297.89
09/02/2022	SALE REC 4	0.00	0.00	297.89	0.00
07/06/2022	SALE REC 29	0.00	1,677.27	0.00	1,677.27
09/06/2022	SALE REC 29	0.00	0.00	1,677.27	0.00
30/06/2022	Closing Balance	0.00	0.00	0.00	0.00
Other Assets - Unsettled Trades / Disposals / Shares in Listed Companies - Foreign / Robert Half International Inc					
01/07/2021	Opening Balance	0.00	0.00	0.00	0.00
18/08/2021	SALE RHI 17	0.00	2,412.49	0.00	2,412.49
20/08/2021	SALE RHI 17	0.00	0.00	2,412.49	0.00
04/11/2021	SALE RHI 3	0.00	482.49	0.00	482.49

Date	Description	Quantity	Debits	Credits	Balance
08/11/2021	SALE RHI 3	0.00	0.00	482.49	0.00
01/12/2021	SALE RHI 3	0.00	465.05	0.00	465.05
03/12/2021	SALE RHI 3	0.00	0.00	465.05	0.00
10/01/2022	SALE RHI 2	0.00	300.53	0.00	300.53
12/01/2022	SALE RHI 2	0.00	0.00	300.53	0.00
24/01/2022	SALE RHI 9	0.00	1,354.11	0.00	1,354.11
26/01/2022	SALE RHI 9	0.00	0.00	1,354.11	0.00
07/02/2022	SALE RHI 3	0.00	495.63	0.00	495.63
09/02/2022	SALE RHI 3	0.00	0.00	495.63	0.00
07/06/2022	SALE RHI 41	0.00	5,162.16	0.00	5,162.16
09/06/2022	SALE RHI 41	0.00	0.00	5,162.16	0.00
30/06/2022	Closing Balance	0.00	0.00	0.00	0.00
Other Assets - Unsettled Trades / Disposals / Shares in Listed Companies - Foreign / Roche Holding AG					
01/07/2021	Opening Balance	0.00	0.00	0.00	0.00
13/10/2021	SALE ROG 2	0.00	1,041.36	0.00	1,041.36
15/10/2021	SALE ROG 2	0.00	0.00	1,041.36	0.00
04/11/2021	SALE ROG 2	0.00	1,106.17	0.00	1,106.17
08/11/2021	SALE ROG 2	0.00	0.00	1,106.17	0.00
24/01/2022	SALE ROG 2	0.00	1,064.43	0.00	1,064.43
26/01/2022	SALE ROG 2	0.00	0.00	1,064.43	0.00

Date	Description	Quantity	Debits	Credits	Balance
07/02/2022	SALE ROG 1	0.00	518.35	0.00	518.35
09/02/2022	SALE ROG 1	0.00	0.00	518.35	0.00
07/06/2022	SALE ROG 7	0.00	3,156.79	0.00	3,156.79
09/06/2022	SALE ROG 7	0.00	0.00	3,156.79	0.00
30/06/2022	Closing Balance	0.00	0.00	0.00	0.00
Other Assets - Unsettled Trades / Disposals / Shares in Listed Companies - Foreign / Royal Dutch Shell PLC					
01/07/2021	Opening Balance	0.00	0.00	0.00	0.00
13/07/2021	Net settlement for rebalance 23843 settling on 13/07/2021	0.00	0.00	2,845.61	2,845.61
13/07/2021	Net settlement for rebalance 23843 settling on 13/07/2021	0.00	2,845.61	0.00	0.00
06/08/2021	SALE RDSB 47	0.00	1,294.64	0.00	1,294.64
10/08/2021	SALE RDSB 47	0.00	0.00	1,294.64	0.00
04/11/2021	SALE RDSB 264	0.00	7,950.68	0.00	7,950.68
08/11/2021	SALE RDSB 264	0.00	0.00	7,950.68	0.00
30/06/2022	Closing Balance	0.00	0.00	0.00	0.00
Other Assets - Unsettled Trades / Disposals / Shares in Listed Companies - Foreign / Sanofi SA					
01/07/2021	Opening Balance	0.00	0.00	0.00	0.00
30/11/2021	SALE SAN 3	0.00	397.26	0.00	397.26
02/12/2021	SALE SAN 3	0.00	0.00	397.26	0.00
24/01/2022	SALE SAN 8	0.00	1,129.41	0.00	1,129.41

Date	Description	Quantity	Debits	Credits	Balance
26/01/2022	SALE SAN 8	0.00	0.00	1,129.41	0.00
07/02/2022	SALE SAN 3	0.00	439.51	0.00	439.51
09/02/2022	SALE SAN 3	0.00	0.00	439.51	0.00
07/06/2022	SALE SAN 28	0.00	4,130.27	0.00	4,130.27
09/06/2022	SALE SAN 28	0.00	0.00	4,130.27	0.00
30/06/2022	Closing Balance	0.00	0.00	0.00	0.00
Other Assets - Unsettled Trades / Disposals / Shares in Listed Companies - Foreign / Schneider Electric SE					
01/07/2021	Opening Balance	0.00	0.00	0.00	0.00
24/01/2022	SALE SU 5	0.00	1,197.36	0.00	1,197.36
26/01/2022	SALE SU 5	0.00	0.00	1,197.36	0.00
07/06/2022	SALE SU 18	0.00	3,454.11	0.00	3,454.11
09/06/2022	SALE SU 18	0.00	0.00	3,454.11	0.00
30/06/2022	Closing Balance	0.00	0.00	0.00	0.00
Other Assets - Unsettled Trades / Disposals / Shares in Listed Companies - Foreign / SONY CORP					
01/07/2021	Opening Balance	0.00	0.00	0.00	0.00
04/11/2021	sale sony 3	0.00	489.21	0.00	489.21
08/11/2021	sale sony 3	0.00	0.00	489.21	0.00
30/11/2021	sale sony 2	0.00	344.52	0.00	344.52
02/12/2021	sale sony 2	0.00	0.00	344.52	0.00
24/01/2022	sale sony 8	0.00	1,240.24	0.00	1,240.24

Date	Description	Quantity	Debits	Credits	Balance
26/01/2022	sale sony 8	0.00	0.00	1,240.24	0.00
07/02/2022	sale 2 sony	0.00	304.63	0.00	304.63
09/02/2022	sale 2 sony	0.00	0.00	304.63	0.00
07/06/2022	sale sony 30	0.00	3,777.17	0.00	3,777.17
09/06/2022	sale sony 30	0.00	0.00	3,777.17	0.00
30/06/2022	Closing Balance	0.00	0.00	0.00	0.00
Other Assets - Unsettled Trades / Disposals / Shares in Listed Companies - Foreign / Southwest Airlines Co					
01/07/2021	Opening Balance	0.00	0.00	0.00	0.00
13/10/2021	SALE LUV 42	0.00	2,899.44	0.00	2,899.44
15/10/2021	SALE LUV 42	0.00	0.00	2,899.44	0.00
30/11/2021	SALE LUV 9	0.00	549.82	0.00	549.82
02/12/2021	SALE LUV 9	0.00	0.00	549.82	0.00
16/03/2022	SALE LUV 46	0.00	2,666.80	0.00	2,666.80
18/03/2022	SALE LUV 46	0.00	0.00	2,666.80	0.00
07/06/2022	SALE LUV 60	0.00	3,680.54	0.00	3,680.54
09/06/2022	SALE LUV 60	0.00	0.00	3,680.54	0.00
30/06/2022	Closing Balance	0.00	0.00	0.00	0.00
Other Assets - Unsettled Trades / Disposals / Shares in Listed Companies - Foreign / Sundrug Co Ltd					
01/07/2021	Opening Balance	0.00	0.00	0.00	0.00
13/10/2021	SALE SUNDRUG 22	0.00	909.94	0.00	909.94

Date	Description	Quantity	Debits	Credits	Balance
15/10/2021	SALE SUNDRUG 22	0.00	0.00	909.94	0.00
01/12/2021	SALE SUNDRUG 8	0.00	292.47	0.00	292.47
03/12/2021	SALE SUNDRUG 8	0.00	0.00	292.47	0.00
12/01/2022	SALE SUNDRUG 83	0.00	3,044.90	0.00	3,044.90
14/01/2022	SALE SUNDRUG 83	0.00	0.00	3,044.90	0.00
30/06/2022	Closing Balance	0.00	0.00	0.00	0.00
Other Assets - Unsettled Trades / Disposals / Shares in Listed Companies - Foreign / Taisei Corporation					
01/07/2021	Opening Balance	0.00	0.00	0.00	0.00
07/06/2022	1801 sale 25	0.00	1,067.34	0.00	1,067.34
09/06/2022	1801 sale 25	0.00	0.00	1,067.34	0.00
30/06/2022	Closing Balance	0.00	0.00	0.00	0.00
Other Assets - Unsettled Trades / Disposals / Shares in Listed Companies - Foreign / Telenor ASA					
01/07/2021	Opening Balance	0.00	0.00	0.00	0.00
04/11/2021	SALE TEL 17	0.00	356.23	0.00	356.23
08/11/2021	SALE TEL 17	0.00	0.00	356.23	0.00
01/12/2021	SALE TEL 17	0.00	349.92	0.00	349.92
03/12/2021	SALE TEL 17	0.00	0.00	349.92	0.00
24/01/2022	SALE TEL 73	0.00	1,610.67	0.00	1,610.67
26/01/2022	SALE TEL 73	0.00	0.00	1,610.67	0.00
07/06/2022	SALE TEL 229	0.00	4,270.96	0.00	4,270.96

Date	Description	Quantity	Debits	Credits	Balance
09/06/2022	SALE TEL 229	0.00	0.00	4,270.96	0.00
30/06/2022	Closing Balance	0.00	0.00	0.00	0.00
Other Assets - Unsettled Trades / Disposals / Shares in Listed Companies - Foreign / Unilever PLC					
01/07/2021	Opening Balance	0.00	0.00	0.00	0.00
04/11/2021	SALE ULVR 4	0.00	281.69	0.00	281.69
08/11/2021	SALE ULVR 4	0.00	0.00	281.69	0.00
30/11/2021	SALE ULVR 6	0.00	427.65	0.00	427.65
02/12/2021	SALE ULVR 6	0.00	0.00	427.65	0.00
24/01/2022	SALE ULVR 20	0.00	1,465.64	0.00	1,465.64
26/01/2022	SALE ULVR 20	0.00	0.00	1,465.64	0.00
07/02/2022	SALE ULVR 9	0.00	651.67	0.00	651.67
09/02/2022	SALE ULVR 9	0.00	0.00	651.67	0.00
07/06/2022	SALE ULVR 84	0.00	5,409.95	0.00	5,409.95
09/06/2022	SALE ULVR 84	0.00	0.00	5,409.95	0.00
30/06/2022	Closing Balance	0.00	0.00	0.00	0.00
Other Assets - Unsettled Trades / Disposals / Shares in Listed Companies - Foreign / Vinci SA					
01/07/2021	Opening Balance	0.00	0.00	0.00	0.00
24/01/2022	SALE DG 2	0.00	299.97	0.00	299.97
26/01/2022	SALE DG 2	0.00	0.00	299.97	0.00
07/06/2022	SALE DG 10	0.00	1,338.19	0.00	1,338.19

Date	Description	Quantity	Debits	Credits	Balance
09/06/2022	SALE DG 10	0.00	0.00	1,338.19	0.00
30/06/2022	Closing Balance	0.00	0.00	0.00	0.00
Other Assets - Unsettled Trades / Disposals / Shares in Listed Companies - Foreign / Visa Inc - Ordinary Shares - Class A					
01/07/2021	Opening Balance	0.00	0.00	0.00	0.00
30/11/2021	SALE VISA 2	0.00	539.43	0.00	539.43
02/12/2021	SALE VISA 2	0.00	0.00	539.43	0.00
24/01/2022	SALE VISA 7	0.00	1,947.36	0.00	1,947.36
26/01/2022	SALE VISA 7	0.00	0.00	1,947.36	0.00
07/02/2022	SALE VISA 2	0.00	637.37	0.00	637.37
09/02/2022	SALE VISA 2	0.00	0.00	637.37	0.00
07/06/2022	SALE VISA 23	0.00	6,771.31	0.00	6,771.31
09/06/2022	SALE VISA 23	0.00	0.00	6,771.31	0.00
30/06/2022	Closing Balance	0.00	0.00	0.00	0.00
Other Assets - Unsettled Trades / Disposals / Shares in Listed Companies - Foreign / Willis Towers Watson Public Limited Co					
01/07/2021	Opening Balance	0.00	0.00	0.00	0.00
24/01/2022	SALE WTW 3	0.00	941.09	0.00	941.09
26/01/2022	SALE WTW 3	0.00	0.00	941.09	0.00
07/06/2022	SALE WTW 12	0.00	3,464.69	0.00	3,464.69
09/06/2022	SALE WTW 12	0.00	0.00	3,464.69	0.00
30/06/2022	Closing Balance	0.00	0.00	0.00	0.00

Date	Description	Quantity	Debits	Credits	Balance
Other Assets - Unsettled Trades / Disposals / Shares in Listed Companies - Foreign / Zoetis Inc					
01/07/2021	Opening Balance	0.00	0.00	0.00	0.00
30/11/2021	SALE ZTS 1	0.00	308.62	0.00	308.62
02/12/2021	SALE ZTS 1	0.00	0.00	308.62	0.00
24/01/2022	SALE ZTS 1	0.00	269.50	0.00	269.50
26/01/2022	SALE ZTS 1	0.00	0.00	269.50	0.00
07/02/2022	SALE ZTS 1	0.00	279.04	0.00	279.04
09/02/2022	SALE ZTS 1	0.00	0.00	279.04	0.00
07/06/2022	SALE ZTS 6	0.00	1,428.63	0.00	1,428.63
09/06/2022	SALE ZTS 6	0.00	0.00	1,428.63	0.00
30/06/2022	Closing Balance	0.00	0.00	0.00	0.00
Other Assets - Unsettled Trades / Disposals / Sydney Airport - Fully Paid Ordinary/Units Stapled Securities					
01/07/2021	Opening Balance	0.00	0.00	0.00	0.00
06/08/2021	SYD Listed Security Disposal	0.00	2,752.62	0.00	2,752.62
10/08/2021	SYD Listed Security Disposal	0.00	0.00	2,752.62	0.00
18/08/2021	SYD Listed Security Disposal	0.00	3,133.37	0.00	3,133.37
20/08/2021	SYD Listed Security Disposal	0.00	0.00	3,133.37	0.00
30/11/2021	SYD Listed Security Disposal	0.00	574.41	0.00	574.41
02/12/2021	SYD Listed Security Disposal	0.00	0.00	574.41	0.00
24/01/2022	SYD Listed Security Disposal	0.00	543.95	0.00	543.95

Date	Description	Quantity	Debits	Credits	Balance
27/01/2022	SYD Listed Security Disposal	0.00	0.00	543.95	0.00
15/02/2022	SYD Listed Security Disposal	0.00	5,040.00	0.00	5,040.00
09/03/2022	SYD Listed Security Disposal	0.00	0.00	5,040.00	0.00
30/06/2022	Closing Balance	0.00	0.00	0.00	0.00
Other Assets - Unsettled Trades / Disposals / Transurban Group - Fully Paid Ordinary/Units Stapled Securities					
01/07/2021	Opening Balance	0.00	0.00	0.00	0.00
06/08/2021	TCL Listed Security Disposal	0.00	1,511.40	0.00	1,511.40
10/08/2021	TCL Listed Security Disposal	0.00	0.00	1,511.40	0.00
18/08/2021	TCL Listed Security Disposal	0.00	1,321.18	0.00	1,321.18
20/08/2021	TCL Listed Security Disposal	0.00	0.00	1,321.18	0.00
04/11/2021	TCL Listed Security Disposal	0.00	435.96	0.00	435.96
08/11/2021	TCL Listed Security Disposal	0.00	0.00	435.96	0.00
30/11/2021	TCL Listed Security Disposal	0.00	495.62	0.00	495.62
02/12/2021	TCL Listed Security Disposal	0.00	0.00	495.62	0.00
07/02/2022	TCL Listed Security Disposal	0.00	1,075.51	0.00	1,075.51
09/02/2022	TCL Listed Security Disposal	0.00	0.00	1,075.51	0.00
07/06/2022	TCL Listed Security Disposal	0.00	11,036.65	0.00	11,036.65
09/06/2022	TCL Listed Security Disposal	0.00	0.00	11,036.65	0.00
30/06/2022	Closing Balance	0.00	0.00	0.00	0.00

Other Assets - Unsettled Trades / Disposals / Units In Listed Unit Trusts / Betashares Australian High Interest Cash ETF - Betashares Australian High Interest Cash ETF

Date	Description	Quantity	Debits	Credits	Balance
01/07/2021	Opening Balance	0.00	0.00	0.00	0.00
07/06/2022	SALE AAA 2074	0.00	103,836.02	0.00	103,836.02
09/06/2022	SALE AAA 2074	0.00	0.00	267,707.08	163,871.06
09/06/2022	SALE AAA 2074	0.00	0.00	488,643.35	652,514.41
09/06/2022	SALE AAA 2074	0.00	18.50	0.00	652,495.91
09/06/2022	SALE AAA 2074	0.00	931.49	0.00	651,564.42
09/06/2022	SALE AAA 2074	0.00	1,067.34	0.00	650,497.08
09/06/2022	SALE AAA 2074	0.00	1,136.56	0.00	649,360.52
09/06/2022	SALE AAA 2074	0.00	1,310.50	0.00	648,050.02
09/06/2022	SALE AAA 2074	0.00	1,338.19	0.00	646,711.83
09/06/2022	SALE AAA 2074	0.00	1,413.34	0.00	645,298.49
09/06/2022	SALE AAA 2074	0.00	1,428.63	0.00	643,869.86
09/06/2022	SALE AAA 2074	0.00	1,436.00	0.00	642,433.86
09/06/2022	SALE AAA 2074	0.00	1,563.26	0.00	640,870.60
09/06/2022	SALE AAA 2074	0.00	1,671.74	0.00	639,198.86
09/06/2022	SALE AAA 2074	0.00	1,677.27	0.00	637,521.59
09/06/2022	SALE AAA 2074	0.00	1,943.16	0.00	635,578.43
09/06/2022	SALE AAA 2074	0.00	2,283.55	0.00	633,294.88
09/06/2022	SALE AAA 2074	0.00	2,466.49	0.00	630,828.39
09/06/2022	SALE AAA 2074	0.00	2,559.52	0.00	628,268.87

Date	Description	Quantity	Debits	Credits	Balance
09/06/2022	SALE AAA 2074	0.00	2,789.21	0.00	625,479.66
09/06/2022	SALE AAA 2074	0.00	2,931.54	0.00	622,548.12
09/06/2022	SALE AAA 2074	0.00	3,002.06	0.00	619,546.06
09/06/2022	SALE AAA 2074	0.00	3,079.90	0.00	616,466.16
09/06/2022	SALE AAA 2074	0.00	3,156.79	0.00	613,309.37
09/06/2022	SALE AAA 2074	0.00	3,258.36	0.00	610,051.01
09/06/2022	SALE AAA 2074	0.00	3,348.53	0.00	606,702.48
09/06/2022	SALE AAA 2074	0.00	3,351.27	0.00	603,351.21
09/06/2022	SALE AAA 2074	0.00	3,388.56	0.00	599,962.65
09/06/2022	SALE AAA 2074	0.00	3,388.66	0.00	596,573.99
09/06/2022	SALE AAA 2074	0.00	3,423.00	0.00	593,150.99
09/06/2022	SALE AAA 2074	0.00	3,454.11	0.00	589,696.88
09/06/2022	SALE AAA 2074	0.00	3,462.27	0.00	586,234.61
09/06/2022	SALE AAA 2074	0.00	3,462.83	0.00	582,771.78
09/06/2022	SALE AAA 2074	0.00	3,464.69	0.00	579,307.09
09/06/2022	SALE AAA 2074	0.00	3,586.76	0.00	575,720.33
09/06/2022	SALE AAA 2074	0.00	3,621.63	0.00	572,098.70
09/06/2022	SALE AAA 2074	0.00	3,669.71	0.00	568,428.99
09/06/2022	SALE AAA 2074	0.00	3,672.52	0.00	564,756.47
09/06/2022	SALE AAA 2074	0.00	3,680.54	0.00	561,075.93

Date	Description	Quantity	Debits	Credits	Balance
09/06/2022	SALE AAA 2074	0.00	3,708.76	0.00	557,367.17
09/06/2022	SALE AAA 2074	0.00	3,777.17	0.00	553,590.00
09/06/2022	SALE AAA 2074	0.00	3,819.65	0.00	549,770.35
09/06/2022	SALE AAA 2074	0.00	4,028.35	0.00	545,742.00
09/06/2022	SALE AAA 2074	0.00	4,130.27	0.00	541,611.73
09/06/2022	SALE AAA 2074	0.00	4,270.96	0.00	537,340.77
09/06/2022	SALE AAA 2074	0.00	4,309.33	0.00	533,031.44
09/06/2022	SALE AAA 2074	0.00	4,366.79	0.00	528,664.65
09/06/2022	SALE AAA 2074	0.00	4,474.99	0.00	524,189.66
09/06/2022	SALE AAA 2074	0.00	4,501.37	0.00	519,688.29
09/06/2022	SALE AAA 2074	0.00	4,652.58	0.00	515,035.71
09/06/2022	SALE AAA 2074	0.00	4,828.71	0.00	510,207.00
09/06/2022	SALE AAA 2074	0.00	4,854.07	0.00	505,352.93
09/06/2022	SALE AAA 2074	0.00	4,997.37	0.00	500,355.56
09/06/2022	SALE AAA 2074	0.00	5,107.43	0.00	495,248.13
09/06/2022	SALE AAA 2074	0.00	5,162.16	0.00	490,085.97
09/06/2022	SALE AAA 2074	0.00	5,368.61	0.00	484,717.36
09/06/2022	SALE AAA 2074	0.00	5,409.95	0.00	479,307.41
09/06/2022	SALE AAA 2074	0.00	5,480.14	0.00	473,827.27
09/06/2022	SALE AAA 2074	0.00	5,714.63	0.00	468,112.64

Date	Description	Quantity	Debits	Credits	Balance
09/06/2022	SALE AAA 2074	0.00	5,782.39	0.00	462,330.25
09/06/2022	SALE AAA 2074	0.00	5,931.37	0.00	456,398.88
09/06/2022	SALE AAA 2074	0.00	6,072.56	0.00	450,326.32
09/06/2022	SALE AAA 2074	0.00	6,409.85	0.00	443,916.47
09/06/2022	SALE AAA 2074	0.00	6,460.48	0.00	437,455.99
09/06/2022	SALE AAA 2074	0.00	6,510.38	0.00	430,945.61
09/06/2022	SALE AAA 2074	0.00	6,771.31	0.00	424,174.30
09/06/2022	SALE AAA 2074	0.00	7,037.86	0.00	417,136.44
09/06/2022	SALE AAA 2074	0.00	7,170.63	0.00	409,965.81
09/06/2022	SALE AAA 2074	0.00	7,275.99	0.00	402,689.82
09/06/2022	SALE AAA 2074	0.00	7,689.69	0.00	395,000.13
09/06/2022	SALE AAA 2074	0.00	8,059.14	0.00	386,940.99
09/06/2022	SALE AAA 2074	0.00	8,179.68	0.00	378,761.31
09/06/2022	SALE AAA 2074	0.00	8,352.08	0.00	370,409.23
09/06/2022	SALE AAA 2074	0.00	8,595.71	0.00	361,813.52
09/06/2022	SALE AAA 2074	0.00	8,775.93	0.00	353,037.59
09/06/2022	SALE AAA 2074	0.00	9,209.95	0.00	343,827.64
09/06/2022	SALE AAA 2074	0.00	9,658.63	0.00	334,169.01
09/06/2022	SALE AAA 2074	0.00	10,127.67	0.00	324,041.34
09/06/2022	SALE AAA 2074	0.00	11,036.65	0.00	313,004.69

Date	Description	Quantity	Debits	Credits	Balance
09/06/2022	SALE AAA 2074	0.00	11,270.45	0.00	301,734.24
09/06/2022	SALE AAA 2074	0.00	11,561.11	0.00	290,173.13
09/06/2022	SALE AAA 2074	0.00	11,679.89	0.00	278,493.24
09/06/2022	SALE AAA 2074	0.00	12,474.78	0.00	266,018.46
09/06/2022	SALE AAA 2074	0.00	13,132.50	0.00	252,885.96
09/06/2022	SALE AAA 2074	0.00	13,397.38	0.00	239,488.58
09/06/2022	SALE AAA 2074	0.00	13,544.16	0.00	225,944.42
09/06/2022	SALE AAA 2074	0.00	17,948.04	0.00	207,996.38
09/06/2022	SALE AAA 2074	0.00	19,320.84	0.00	188,675.54
09/06/2022	SALE AAA 2074	0.00	20,571.62	0.00	168,103.92
09/06/2022	SALE AAA 2074	0.00	33,909.58	0.00	134,194.34
09/06/2022	SALE AAA 2074	0.00	37,125.20	0.00	97,069.14
09/06/2022	SALE AAA 2074	0.00	45,596.96	0.00	51,472.18
09/06/2022	SALE AAA 2074	0.00	51,472.18	0.00	0.00
30/06/2022	Closing Balance	0.00	0.00	0.00	0.00
Other Assets - Unsettled Trades / Disposals / Units In Listed Unit Trusts / Betashares U.S. Dollar ETF - Betashares U.S. Dollar ETF					
01/07/2021	Opening Balance	0.00	0.00	0.00	0.00
12/10/2021	SALE USD 2584	0.00	33,662.27	0.00	33,662.27
14/10/2021	SALE USD 2584	0.00	0.00	33,662.27	0.00
30/11/2021	SALE USD 255	0.00	3,420.26	0.00	3,420.26

Date	Description	Quantity	Debits	Credits	Balance
02/12/2021	SALE USD 255	0.00	0.00	3,420.26	0.00
12/01/2022	SALE USD 20	0.00	265.04	0.00	265.04
14/01/2022	SALE USD 20	0.00	0.00	265.04	0.00
07/03/2022	SALE USD 6384	0.00	82,382.74	0.00	82,382.74
09/03/2022	SALE USD 6384	0.00	0.00	82,382.74	0.00
07/06/2022	SALE USD 3420	0.00	45,596.96	0.00	45,596.96
09/06/2022	SALE USD 3420	0.00	0.00	45,596.96	0.00
30/06/2022	Closing Balance	0.00	0.00	0.00	0.00
Other Assets - Receivables / Investment Income Receivable / Distributions / Managed Investments / Vanguard Active Global Growth Fund					
01/07/2021	Opening Balance	0.00	0.00	0.00	0.00
01/10/2021	VAN0722AU Distribution - Cash	0.00	0.00	711.80	711.80
01/10/2021	VAN0722AU Distribution - Cash	0.00	711.80	0.00	0.00
01/01/2022	VAN0722AU Distribution - Cash	0.00	0.00	295.73	295.73
01/01/2022	VAN0722AU Distribution - Cash	0.00	295.73	0.00	0.00
01/04/2022	VAN0722AU Distribution - Cash	0.00	0.00	63.92	63.92
01/04/2022	VAN0722AU Distribution - Cash	0.00	63.92	0.00	0.00
30/06/2022	Closing Balance	0.00	0.00	0.00	0.00
Other Assets - Receivables / Investment Income Receivable / Distributions / Managed Investments / Vanguard High Growth Index Fund					
01/07/2021	Opening Balance	0.00	0.00	0.00	0.00
30/09/2021	VAN0111AU Distribution - Cash	0.00	0.00	145.71	145.71

Date	Description	Quantity	Debits	Credits	Balance
30/09/2021	VAN0111AU Distribution - Cash	0.00	145.71	0.00	0.00
31/12/2021	VAN0111AU Distribution - Cash	0.00	102.74	0.00	102.74
12/01/2022	VAN0111AU Distribution - Cash	0.00	0.00	102.74	0.00
31/03/2022	VAN0111AU Distribution - Cash	0.00	0.00	282.96	282.96
31/03/2022	VAN0111AU Distribution - Cash	0.00	282.96	0.00	0.00
30/06/2022	Closing Balance	0.00	0.00	0.00	0.00
Other Assets - Receivables / Investment Income Receivable / Distributions / American Tower Corp					
01/07/2021	Opening Balance	0.00	0.00	0.00	0.00
15/10/2021	AMT Dividend	0.00	0.00	60.24	60.24
15/10/2021	AMT Dividend	0.00	60.24	0.00	0.00
17/01/2022	AMT Dividend	0.00	0.00	64.36	64.36
17/01/2022	AMT Dividend	0.00	64.36	0.00	0.00
29/04/2022	AMT Dividend	0.00	0.00	38.20	38.20
29/04/2022	AMT Dividend	0.00	38.20	0.00	0.00
30/06/2022	Closing Balance	0.00	0.00	0.00	0.00
Other Assets - Receivables / Investment Income Receivable / Distributions / Daito Trust Construction Co Ltd					
01/07/2021	Opening Balance	0.00	0.00	0.00	0.00
19/11/2021	1878 Dividend	0.00	0.00	25.47	25.47
19/11/2021	1878 Dividend	0.00	25.47	0.00	0.00
30/06/2022	Closing Balance	0.00	0.00	0.00	0.00

Date	Description	Quantity	Debits	Credits	Balance
Other Assets - Receivables / Investment Income Receivable / Distributions / Public Storage					
01/07/2021	Opening Balance	0.00	0.00	0.00	0.00
30/09/2021	PSA Dividend	0.00	0.00	30.68	30.68
30/09/2021	PSA Dividend	0.00	30.68	0.00	0.00
30/12/2021	PSA Dividend	0.00	0.00	31.86	31.86
30/12/2021	PSA Dividend	0.00	31.86	0.00	0.00
01/04/2022	PSA Dividend	0.00	0.00	27.20	27.20
01/04/2022	PSA Dividend	0.00	27.20	0.00	0.00
30/06/2022	Closing Balance	0.00	0.00	0.00	0.00
Other Assets - Receivables / Investment Income Receivable / Distributions / Stapled Securities / Transurban Group - Fully Paid Ordinary/Units Stapled Securities					
01/07/2021	Opening Balance	0.00	0.00	0.00	0.00
23/08/2021	TCL_THT Dividend	0.00	0.00	8.96	8.96
23/08/2021	TCL_THT Dividend	0.00	8.96	0.00	0.00
22/02/2022	TCL_THT Dividend	0.00	0.00	93.90	93.90
22/02/2022	TCL_THT Dividend	0.00	93.90	0.00	0.00
30/06/2022	Closing Balance	0.00	0.00	0.00	0.00
Other Assets - Receivables / Investment Income Receivable / Distributions / Units In Listed Unit Trusts / Betashares Australian High Interest Cash ETF - Betashares Australian High Interest Cash ETF					
01/07/2021	Opening Balance	0.00	0.00	0.00	0.00
16/03/2022	AAA Dividend	0.00	0.00	14.91	14.91

Date	Description	Quantity	Debits	Credits	Balance
16/03/2022	AAA Dividend	0.00	14.91	0.00	0.00
20/04/2022	AAA Dividend	0.00	0.00	19.10	19.10
20/04/2022	AAA Dividend	0.00	19.10	0.00	0.00
02/05/2022	AAA AUD DRP	0.00	18.94	0.00	18.94
17/05/2022	AAA AUD DRP	0.00	0.00	18.94	0.00
17/06/2022	AAA Dividend (Pay Ref 1331048373)	0.00	0.00	40.29	40.29
17/06/2022	AAA Dividend (Pay Ref 1331048373)	0.00	40.29	0.00	0.00
30/06/2022	Closing Balance	0.00	0.00	0.00	0.00
Other Assets - Receivables / Investment Income Receivable / Dividends / Shares in Listed Companies / ANZ Group Holdings Limited					
01/07/2021	Opening Balance	0.00	0.00	0.00	0.00
16/12/2021	ANZ Dividend	0.00	0.00	236.16	236.16
16/12/2021	ANZ Dividend	0.00	236.16	0.00	0.00
30/06/2022	Closing Balance	0.00	0.00	0.00	0.00
Other Assets - Receivables / Investment Income Receivable / Dividends / Shares in Listed Companies / Aristocrat Leisure Limited					
01/07/2021	Opening Balance	0.00	0.00	0.00	0.00
02/07/2021	ALL Dividend	0.00	0.00	109.20	109.20
02/07/2021	ALL Dividend	0.00	109.20	0.00	0.00
17/12/2021	ALL Dividend	0.00	0.00	125.84	125.84
17/12/2021	ALL Dividend	0.00	125.84	0.00	0.00
30/06/2022	Closing Balance	0.00	0.00	0.00	0.00

Date	Description	Quantity	Debits	Credits	Balance
Other Assets - Receivables / Investment Income Receivable / Dividends / Shares in Listed Companies / BHP Group Limited					
01/07/2021	Opening Balance	0.00	0.00	0.00	0.00
21/09/2021	BHP Dividend	0.00	0.00	241.66	241.66
21/09/2021	BHP Dividend	0.00	241.66	0.00	0.00
28/03/2022	BHP Dividend	0.00	0.00	151.88	151.88
28/03/2022	BHP Dividend	0.00	151.88	0.00	0.00
02/06/2022	EST 1:5.534 DIST OF ORD SHS IN WOODSIDE PETROLEUM	0.00	0.00	446.40	446.40
02/06/2022	EST 1:5.534 DIST OF ORD SHS IN WOODSIDE PETROLEUM	0.00	446.40	0.00	0.00
30/06/2022	Closing Balance	0.00	0.00	0.00	0.00
Other Assets - Receivables / Investment Income Receivable / Dividends / Shares in Listed Companies / Bluescope Steel Limited					
01/07/2021	Opening Balance	0.00	0.00	0.00	0.00
13/10/2021	BSL Dividend	0.00	0.00	96.80	96.80
13/10/2021	BSL Dividend	0.00	96.80	0.00	0.00
30/06/2022	Closing Balance	0.00	0.00	0.00	0.00
Other Assets - Receivables / Investment Income Receivable / Dividends / Shares in Listed Companies / Brambles Limited					
01/07/2021	Opening Balance	0.00	0.00	0.00	0.00
14/10/2021	BXB Dividend	0.00	0.00	110.79	110.79
14/10/2021	BXB Dividend	0.00	110.79	0.00	0.00
14/04/2022	BXB Dividend	0.00	0.00	84.94	84.94

Date	Description	Quantity	Debits	Credits	Balance
14/04/2022	BXB Dividend	0.00	84.94	0.00	0.00
30/06/2022	Closing Balance	0.00	0.00	0.00	0.00
Other Assets - Receivables / Investment Income Receivable / Dividends / Shares in Listed Companies / Coles Group Limited.					
01/07/2021	Opening Balance	0.00	0.00	0.00	0.00
28/09/2021	COL Dividend	0.00	0.00	135.24	135.24
28/09/2021	COL Dividend	0.00	135.24	0.00	0.00
31/03/2022	COL Dividend	0.00	0.00	154.44	154.44
31/03/2022	COL Dividend	0.00	154.44	0.00	0.00
30/06/2022	Closing Balance	0.00	0.00	0.00	0.00
Other Assets - Receivables / Investment Income Receivable / Dividends / Shares in Listed Companies / Commonwealth Bank Of Australia.					
01/07/2021	Opening Balance	0.00	0.00	0.00	0.00
29/09/2021	CBA Dividend	0.00	0.00	212.00	212.00
29/09/2021	CBA Dividend	0.00	212.00	0.00	0.00
30/03/2022	CBA Dividend	0.00	0.00	138.25	138.25
30/03/2022	CBA Dividend	0.00	138.25	0.00	0.00
30/06/2022	Closing Balance	0.00	0.00	0.00	0.00
Other Assets - Receivables / Investment Income Receivable / Dividends / Shares in Listed Companies / Computershare Limited.					
01/07/2021	Opening Balance	0.00	0.00	0.00	0.00
13/09/2021	CPU Dividend	0.00	0.00	133.86	133.86
13/09/2021	CPU Dividend	0.00	133.86	0.00	0.00

Date	Description	Quantity	Debits	Credits	Balance
17/03/2022	CPU Dividend	0.00	0.00	57.12	57.12
17/03/2022	CPU Dividend	0.00	57.12	0.00	0.00
30/06/2022	Closing Balance	0.00	0.00	0.00	0.00
Other Assets - Receivables / Investment Income Receivable / Dividends / Shares in Listed Companies / CSL Limited					
01/07/2021	Opening Balance	0.00	0.00	0.00	0.00
30/09/2021	CSL Dividend	0.00	0.00	128.76	128.76
30/09/2021	CSL Dividend	0.00	128.76	0.00	0.00
06/04/2022	CSL Dividend	0.00	0.00	93.91	93.91
06/04/2022	CSL Dividend	0.00	93.91	0.00	0.00
30/06/2022	Closing Balance	0.00	0.00	0.00	0.00
Other Assets - Receivables / Investment Income Receivable / Dividends / Shares in Listed Companies / Endeavour Group Limited					
01/07/2021	Opening Balance	0.00	0.00	0.00	0.00
22/09/2021	EDV Dividend	0.00	0.00	43.68	43.68
22/09/2021	EDV Dividend	0.00	43.68	0.00	0.00
28/03/2022	EDV Dividend	0.00	0.00	54.88	54.88
28/03/2022	EDV Dividend	0.00	54.88	0.00	0.00
30/06/2022	Closing Balance	0.00	0.00	0.00	0.00
Other Assets - Receivables / Investment Income Receivable / Dividends / Shares in Listed Companies / Magellan Financial Group Limited					
01/07/2021	Opening Balance	0.00	0.00	0.00	0.00
23/09/2021	MFG Dividend	0.00	0.00	125.51	125.51

Date	Description	Quantity	Debits	Credits	Balance
23/09/2021	MFG Dividend	0.00	125.51	0.00	0.00
30/06/2022	Closing Balance	0.00	0.00	0.00	0.00
Other Assets - Receivables / Investment Income Receivable / Dividends / Shares in Listed Companies / National Australia Bank Limited					
01/07/2021	Opening Balance	0.00	0.00	0.00	0.00
15/12/2021	NAB Dividend	0.00	0.00	146.73	146.73
15/12/2021	NAB Dividend	0.00	146.73	0.00	0.00
30/06/2022	Closing Balance	0.00	0.00	0.00	0.00
Other Assets - Receivables / Investment Income Receivable / Dividends / Shares in Listed Companies / Northern Star Resources Ltd					
01/07/2021	Opening Balance	0.00	0.00	0.00	0.00
29/09/2021	NST Dividend	0.00	0.00	41.71	41.71
29/09/2021	NST Dividend	0.00	41.71	0.00	0.00
29/03/2022	NST Dividend	0.00	0.00	100.20	100.20
29/03/2022	NST Dividend	0.00	100.20	0.00	0.00
30/06/2022	Closing Balance	0.00	0.00	0.00	0.00
Other Assets - Receivables / Investment Income Receivable / Dividends / Shares in Listed Companies / Sonic Healthcare Limited					
01/07/2021	Opening Balance	0.00	0.00	0.00	0.00
22/09/2021	SHL Dividend	0.00	0.00	128.15	128.15
22/09/2021	SHL Dividend	0.00	128.15	0.00	0.00
23/03/2022	SHL Dividend	0.00	0.00	76.40	76.40
23/03/2022	SHL Dividend	0.00	76.40	0.00	0.00

Date	Description	Quantity	Debits	Credits	Balance
30/06/2022	Closing Balance	0.00	0.00	0.00	0.00
Other Assets - Receivables / Investment Income Receivable / Dividends / Shares in Listed Companies / Treasury Wine Estates Limited					
01/07/2021	Opening Balance	0.00	0.00	0.00	0.00
01/10/2021	TWE Dividend	0.00	0.00	88.92	88.92
01/10/2021	TWE Dividend	0.00	88.92	0.00	0.00
01/04/2022	TWE Dividend	0.00	0.00	66.00	66.00
01/04/2022	TWE Dividend	0.00	66.00	0.00	0.00
30/06/2022	Closing Balance	0.00	0.00	0.00	0.00
Other Assets - Receivables / Investment Income Receivable / Dividends / Shares in Listed Companies / Wesfarmers Limited					
01/07/2021	Opening Balance	0.00	0.00	0.00	0.00
07/10/2021	WES Dividend	0.00	0.00	222.30	222.30
07/10/2021	WES Dividend	0.00	222.30	0.00	0.00
30/03/2022	WES Dividend	0.00	0.00	184.80	184.80
30/03/2022	WES Dividend	0.00	184.80	0.00	0.00
30/06/2022	Closing Balance	0.00	0.00	0.00	0.00
Other Assets - Receivables / Investment Income Receivable / Dividends / Shares in Listed Companies / Westpac Banking Corporation					
01/07/2021	Opening Balance	0.00	0.00	0.00	0.00
21/12/2021	WBC Dividend	0.00	0.00	486.60	486.60
21/12/2021	WBC Dividend	0.00	486.60	0.00	0.00

Date	Description	Quantity	Debits	Credits	Balance
24/06/2022	WBC AUD 0.61 FRANKED, 30% CTR, DRP NIL DISC	0.00	0.00	300.12	300.12
24/06/2022	WBC AUD 0.61 FRANKED, 30% CTR, DRP NIL DISC	0.00	300.12	0.00	0.00
30/06/2022	Closing Balance	0.00	0.00	0.00	0.00
Other Assets - Receivables / Investment Income Receivable / Dividends / Shares in Listed Companies / Wisetech Global Limited					
01/07/2021	Opening Balance	0.00	0.00	0.00	0.00
08/10/2021	wtc Dividend	0.00	0.00	7.58	7.58
08/10/2021	wtc Dividend	0.00	7.58	0.00	0.00
08/04/2022	WTC Dividend	0.00	0.00	5.51	5.51
08/04/2022	WTC Dividend	0.00	5.51	0.00	0.00
30/06/2022	Closing Balance	0.00	0.00	0.00	0.00
Other Assets - Receivables / Investment Income Receivable / Dividends / Shares in Listed Companies / Woodside Petroleum Ltd					
01/07/2021	Opening Balance	0.00	0.00	0.00	0.00
24/09/2021	WPL Dividend	0.00	0.00	41.85	41.85
24/09/2021	WPL Dividend	0.00	41.85	0.00	0.00
23/03/2022	WPL Dividend	0.00	0.00	255.78	255.78
23/03/2022	WPL Dividend	0.00	255.78	0.00	0.00
30/06/2022	Closing Balance	0.00	0.00	0.00	0.00
Other Assets - Receivables / Investment Income Receivable / Dividends / Shares in Listed Companies / Woolworths Group Limited					
01/07/2021	Opening Balance	0.00	0.00	0.00	0.00

Date	Description	Quantity	Debits	Credits	Balance
08/10/2021	WOW Dividend	0.00	0.00	134.20	134.20
08/10/2021	WOW Dividend	0.00	134.20	0.00	0.00
13/04/2022	WOW Dividend	0.00	0.00	99.45	99.45
13/04/2022	WOW Dividend	0.00	99.45	0.00	0.00
30/06/2022	Closing Balance	0.00	0.00	0.00	0.00
Other Assets - Receivables / Investment Income Receivable / Foreign Income / Foreign Dividend / Shares in Listed Companies - Foreign / 3M Co					
01/07/2021	Opening Balance	0.00	0.00	0.00	0.00
13/09/2021	MMM Dividend	0.00	0.00	29.02	29.02
13/09/2021	MMM Dividend	0.00	29.02	0.00	0.00
13/12/2021	MMM Dividend	0.00	0.00	29.71	29.71
13/12/2021	MMM Dividend	0.00	29.71	0.00	0.00
15/03/2022	MMM Dividend	0.00	0.00	29.87	29.87
15/03/2022	MMM Dividend	0.00	29.87	0.00	0.00
14/06/2022	MMM Dividend (Pay Ref 1331048373)	0.00	0.00	30.70	30.70
14/06/2022	MMM Dividend (Pay Ref 1331048373)	0.00	30.70	0.00	0.00
30/06/2022	Closing Balance	0.00	0.00	0.00	0.00
Other Assets - Receivables / Investment Income Receivable / Foreign Income / Foreign Dividend / Shares in Listed Companies - Foreign / ABB Ltd.					
01/07/2021	Opening Balance	0.00	0.00	0.00	0.00
30/03/2022	ABBN Dividend	0.00	0.00	64.73	64.73
30/03/2022	ABBN Dividend	0.00	64.73	0.00	0.00

Date	Description	Quantity	Debits	Credits	Balance
30/06/2022	Closing Balance	0.00	0.00	0.00	0.00
Other Assets - Receivables / Investment Income Receivable / Foreign Income / Foreign Dividend / Shares in Listed Companies - Foreign / Activision Blizzard Inc					
01/07/2021	Opening Balance	0.00	0.00	0.00	0.00
09/05/2022	ATVI Dividend	0.00	0.00	14.60	14.60
09/05/2022	ATVI Dividend	0.00	14.60	0.00	0.00
30/06/2022	Closing Balance	0.00	0.00	0.00	0.00
Other Assets - Receivables / Investment Income Receivable / Foreign Income / Foreign Dividend / Shares in Listed Companies - Foreign / Amada Holdings Co.Ltd					
01/07/2021	Opening Balance	0.00	0.00	0.00	0.00
07/12/2021	6113 Dividend	0.00	0.00	38.68	38.68
07/12/2021	6113 Dividend	0.00	38.68	0.00	0.00
29/06/2022	6113 Dividend (Pay Ref 1331280789)	0.00	0.00	25.68	25.68
29/06/2022	6113 Dividend (Pay Ref 1331280789)	0.00	25.68	0.00	0.00
30/06/2022	Closing Balance	0.00	0.00	0.00	0.00
Other Assets - Receivables / Investment Income Receivable / Foreign Income / Foreign Dividend / Shares in Listed Companies - Foreign / Amgen Inc					
01/07/2021	Opening Balance	0.00	0.00	0.00	0.00
08/09/2021	AMGN Dividend	0.00	0.00	22.28	22.28
08/09/2021	AMGN Dividend	0.00	22.28	0.00	0.00
30/06/2022	Closing Balance	0.00	0.00	0.00	0.00
Other Assets - Receivables / Investment Income Receivable / Foreign Income / Foreign Dividend / Shares in Listed Companies - Foreign / Apple Inc					
01/07/2021	Opening Balance	0.00	0.00	0.00	0.00

Date	Description	Quantity	Debits	Credits	Balance
12/08/2021	AAPL Dividend	0.00	0.00	16.99	16.99
12/08/2021	AAPL Dividend	0.00	16.99	0.00	0.00
15/11/2021	AAPL Dividend	0.00	0.00	17.06	17.06
15/11/2021	AAPL Dividend	0.00	17.06	0.00	0.00
11/02/2022	AAPL Dividend	0.00	0.00	12.31	12.31
11/02/2022	AAPL Dividend	0.00	12.31	0.00	0.00
17/05/2022	AAPL Dividend	0.00	0.00	11.81	11.81
17/05/2022	AAPL Dividend	0.00	11.81	0.00	0.00
30/06/2022	Closing Balance	0.00	0.00	0.00	0.00
Other Assets - Receivables / Investment Income Receivable / Foreign Income / Foreign Dividend / Shares in Listed Companies - Foreign / Applied Materials Inc					
01/07/2021	Opening Balance	0.00	0.00	0.00	0.00
16/09/2021	AMAT Dividend	0.00	0.00	8.32	8.32
16/09/2021	AMAT Dividend	0.00	8.32	0.00	0.00
16/12/2021	AMAT Dividend	0.00	0.00	8.48	8.48
16/12/2021	AMAT Dividend	0.00	8.48	0.00	0.00
16/03/2022	AMAT Dividend	0.00	0.00	5.34	5.34
16/03/2022	AMAT Dividend	0.00	5.34	0.00	0.00
16/06/2022	AMAT 37.1482C	0.00	0.00	5.96	5.96
16/06/2022	AMAT 37.1482C	0.00	5.96	0.00	0.00
30/06/2022	Closing Balance	0.00	0.00	0.00	0.00

Date	Description	Quantity	Debits	Credits	Balance
Other Assets - Receivables / Investment Income Receivable / Foreign Income / Foreign Dividend / Shares in Listed Companies - Foreign / Assicurazioni Generali SPA					
01/07/2021	Opening Balance	0.00	0.00	0.00	0.00
27/05/2022	G Dividend	0.00	0.00	156.45	156.45
27/05/2022	G Dividend	0.00	156.45	0.00	0.00
30/06/2022	Closing Balance	0.00	0.00	0.00	0.00
Other Assets - Receivables / Investment Income Receivable / Foreign Income / Foreign Dividend / Shares in Listed Companies - Foreign / Astellas Pharma Inc					
01/07/2021	Opening Balance	0.00	0.00	0.00	0.00
01/12/2021	4503 Dividend	0.00	0.00	45.01	45.01
01/12/2021	4503 Dividend	0.00	45.01	0.00	0.00
01/06/2022	4503 Dividend	0.00	0.00	27.74	27.74
01/06/2022	4503 Dividend	0.00	27.74	0.00	0.00
30/06/2022	Closing Balance	0.00	0.00	0.00	0.00
Other Assets - Receivables / Investment Income Receivable / Foreign Income / Foreign Dividend / Shares in Listed Companies - Foreign / Bristol-Myers Squibb Co					
01/07/2021	Opening Balance	0.00	0.00	0.00	0.00
02/08/2021	BMV Dividend	0.00	0.00	38.51	38.51
02/08/2021	BMV Dividend	0.00	38.51	0.00	0.00
02/11/2021	BMV Dividend	0.00	0.00	37.72	37.72
02/11/2021	BMV Dividend	0.00	37.72	0.00	0.00
02/02/2022	BMV Dividend	0.00	0.00	37.25	37.25
02/02/2022	BMV Dividend	0.00	37.25	0.00	0.00

Date	Description	Quantity	Debits	Credits	Balance
03/05/2022	BMY Dividend	0.00	0.00	27.85	27.85
03/05/2022	BMY Dividend	0.00	27.85	0.00	0.00
30/06/2022	Closing Balance	0.00	0.00	0.00	0.00
Other Assets - Receivables / Investment Income Receivable / Foreign Income / Foreign Dividend / Shares in Listed Companies - Foreign / CDW Corp (New)					
01/07/2021	Opening Balance	0.00	0.00	0.00	0.00
10/09/2021	CDW Dividend (Pay Ref 1331048373)	0.00	0.00	5.96	5.96
10/09/2021	CDW Dividend (Pay Ref 1331048373)	0.00	5.96	0.00	0.00
10/12/2021	CDW Dividend	0.00	0.00	7.67	7.67
10/12/2021	CDW Dividend	0.00	7.67	0.00	0.00
10/03/2022	CDW Dividend	0.00	0.00	4.62	4.62
10/03/2022	CDW Dividend	0.00	4.62	0.00	0.00
10/06/2022	CDW 70.2149C	0.00	0.00	4.73	4.73
10/06/2022	CDW 70.2149C	0.00	4.73	0.00	0.00
30/06/2022	Closing Balance	0.00	0.00	0.00	0.00
Other Assets - Receivables / Investment Income Receivable / Foreign Income / Foreign Dividend / Shares in Listed Companies - Foreign / Cisco Systems Inc					
01/07/2021	Opening Balance	0.00	0.00	0.00	0.00
28/07/2021	CSCO Dividend	0.00	0.00	33.65	33.65
28/07/2021	CSCO Dividend	0.00	33.65	0.00	0.00
27/10/2021	CSCO Dividend	0.00	0.00	15.48	15.48
27/10/2021	CSCO Dividend	0.00	15.48	0.00	0.00

Date	Description	Quantity	Debits	Credits	Balance
27/01/2022	CSCO Dividend	0.00	0.00	14.47	14.47
27/01/2022	CSCO Dividend	0.00	14.47	0.00	0.00
28/04/2022	CSCO Dividend	0.00	0.00	11.55	11.55
28/04/2022	CSCO Dividend	0.00	11.55	0.00	0.00
30/06/2022	Closing Balance	0.00	0.00	0.00	0.00
Other Assets - Receivables / Investment Income Receivable / Foreign Income / Foreign Dividend / Shares in Listed Companies - Foreign / Citizens Financial Group Inc					
01/07/2021	Opening Balance	0.00	0.00	0.00	0.00
13/08/2021	CFG Dividend	0.00	0.00	74.82	74.82
13/08/2021	CFG Dividend	0.00	74.82	0.00	0.00
12/11/2021	CFG Dividend	0.00	0.00	52.63	52.63
12/11/2021	CFG Dividend	0.00	52.63	0.00	0.00
14/02/2022	CFG Dividend	0.00	0.00	62.62	62.62
14/02/2022	CFG Dividend	0.00	62.62	0.00	0.00
18/05/2022	CFG Dividend	0.00	0.00	32.49	32.49
18/05/2022	CFG Dividend	0.00	32.49	0.00	0.00
30/06/2022	Closing Balance	0.00	0.00	0.00	0.00
Other Assets - Receivables / Investment Income Receivable / Foreign Income / Foreign Dividend / Shares in Listed Companies - Foreign / Cognizant Technology Solutions Corp					
01/07/2021	Opening Balance	0.00	0.00	0.00	0.00
31/08/2021	CTSH Dividend	0.00	0.00	13.34	13.34
31/08/2021	CTSH Dividend	0.00	13.34	0.00	0.00

Date	Description	Quantity	Debits	Credits	Balance
30/11/2021	CTSH Dividend	0.00	0.00	13.82	13.82
30/11/2021	CTSH Dividend	0.00	13.82	0.00	0.00
01/03/2022	CTSH Dividend	0.00	0.00	9.42	9.42
01/03/2022	CTSH Dividend	0.00	9.42	0.00	0.00
31/05/2022	CTSH Dividend	0.00	0.00	11.75	11.75
31/05/2022	CTSH Dividend	0.00	11.75	0.00	0.00
30/06/2022	Closing Balance	0.00	0.00	0.00	0.00
Other Assets - Receivables / Investment Income Receivable / Foreign Income / Foreign Dividend / Shares in Listed Companies - Foreign / DBS Group Holdings Ltd					
01/07/2021	Opening Balance	0.00	0.00	0.00	0.00
26/08/2021	D05 Dividend	0.00	0.00	86.53	86.53
26/08/2021	D05 Dividend	0.00	86.53	0.00	0.00
26/11/2021	D05 Dividend	0.00	0.00	65.00	65.00
26/11/2021	D05 Dividend	0.00	65.00	0.00	0.00
22/04/2022	D05 Dividend	0.00	0.00	58.51	58.51
22/04/2022	D05 Dividend	0.00	58.51	0.00	0.00
25/05/2022	D05 Dividend	0.00	0.00	59.76	59.76
25/05/2022	D05 Dividend	0.00	59.76	0.00	0.00
30/06/2022	Closing Balance	0.00	0.00	0.00	0.00
Other Assets - Receivables / Investment Income Receivable / Foreign Income / Foreign Dividend / Shares in Listed Companies - Foreign / Direct Line Insurance Group PLC					
01/07/2021	Opening Balance	0.00	0.00	0.00	0.00

Date	Description	Quantity	Debits	Credits	Balance
03/09/2021	DLG Dividend	0.00	0.00	53.50	53.50
03/09/2021	DLG Dividend	0.00	53.50	0.00	0.00
30/06/2022	Closing Balance	0.00	0.00	0.00	0.00
Other Assets - Receivables / Investment Income Receivable / Foreign Income / Foreign Dividend / Shares in Listed Companies - Foreign / eBay Inc					
01/07/2021	Opening Balance	0.00	0.00	0.00	0.00
17/09/2021	EBAY Dividend	0.00	0.00	12.51	12.51
17/09/2021	EBAY Dividend	0.00	12.51	0.00	0.00
17/12/2021	EBAY Dividend	0.00	0.00	12.88	12.88
17/12/2021	EBAY Dividend	0.00	12.88	0.00	0.00
18/03/2022	EBAY Dividend	0.00	0.00	12.91	12.91
18/03/2022	EBAY Dividend	0.00	12.91	0.00	0.00
17/06/2022	EBAY 31.3748C	0.00	12.00	0.00	12.00
20/06/2022	EBAY 31.3748C	0.00	0.00	12.00	0.00
30/06/2022	Closing Balance	0.00	0.00	0.00	0.00
Other Assets - Receivables / Investment Income Receivable / Foreign Income / Foreign Dividend / Shares in Listed Companies - Foreign / EDP-Energias de Portugal SA					
01/07/2021	Opening Balance	0.00	0.00	0.00	0.00
28/04/2022	EDP Dividend	0.00	0.00	108.37	108.37
28/04/2022	EDP Dividend	0.00	108.37	0.00	0.00
30/06/2022	Closing Balance	0.00	0.00	0.00	0.00
Other Assets - Receivables / Investment Income Receivable / Foreign Income / Foreign Dividend / Shares in Listed Companies - Foreign / Endesa SA					

Date	Description	Quantity	Debits	Credits	Balance
01/07/2021	Opening Balance	0.00	0.00	0.00	0.00
01/07/2021	ELE Dividend	0.00	0.00	194.73	194.73
01/07/2021	ELE Dividend	0.00	194.73	0.00	0.00
07/09/2021	ELE Tax Reclaim	0.00	0.00	9.75	9.75
07/09/2021	ELE Tax Reclaim	0.00	9.75	0.00	0.00
04/01/2022	ELE Dividend	0.00	0.00	64.54	64.54
04/01/2022	ELE Dividend	0.00	64.54	0.00	0.00
15/06/2022	ELE Dividend - Tax Reclaim	0.00	0.00	5.43	5.43
15/06/2022	ELE Dividend - Tax Reclaim	0.00	0.00	7.66	13.09
15/06/2022	ELE Dividend - Tax Reclaim	0.00	5.43	0.00	7.66
15/06/2022	ELE Dividend - Tax Reclaim	0.00	7.66	0.00	0.00
30/06/2022	Closing Balance	0.00	0.00	0.00	0.00
Other Assets - Receivables / Investment Income Receivable / Foreign Income / Foreign Dividend / Shares in Listed Companies - Foreign / ENGIE SA					
01/07/2021	Opening Balance	0.00	0.00	0.00	0.00
27/04/2022	ENGI Dividend	0.00	0.00	135.04	135.04
27/04/2022	ENGI Dividend	0.00	135.04	0.00	0.00
30/06/2022	Closing Balance	0.00	0.00	0.00	0.00
Other Assets - Receivables / Investment Income Receivable / Foreign Income / Foreign Dividend / Shares in Listed Companies - Foreign / Hitachi Ltd					
01/07/2021	Opening Balance	0.00	0.00	0.00	0.00
29/11/2021	6501 Dividend	0.00	0.00	72.25	72.25

Date	Description	Quantity	Debits	Credits	Balance
29/11/2021	6501 Dividend	0.00	72.25	0.00	0.00
02/06/2022	6501 Dividend	0.00	0.00	41.94	41.94
02/06/2022	6501 Dividend	0.00	41.94	0.00	0.00
30/06/2022	Closing Balance	0.00	0.00	0.00	0.00
Other Assets - Receivables / Investment Income Receivable / Foreign Income / Foreign Dividend / Shares in Listed Companies - Foreign / HOYA CORP					
01/07/2021	Opening Balance	0.00	0.00	0.00	0.00
30/11/2021	7741 Dividend	0.00	0.00	4.95	4.95
30/11/2021	7741 Dividend	0.00	4.95	0.00	0.00
01/06/2022	7741 Dividend	0.00	0.00	5.08	5.08
01/06/2022	7741 Dividend	0.00	5.08	0.00	0.00
30/06/2022	Closing Balance	0.00	0.00	0.00	0.00
Other Assets - Receivables / Investment Income Receivable / Foreign Income / Foreign Dividend / Shares in Listed Companies - Foreign / Illinois Tool Works Inc					
01/07/2021	Opening Balance	0.00	0.00	0.00	0.00
15/07/2021	ITW Dividend	0.00	0.00	25.07	25.07
15/07/2021	ITW Dividend	0.00	25.07	0.00	0.00
14/10/2021	ITW Dividend	0.00	0.00	27.19	27.19
14/10/2021	ITW Dividend	0.00	27.19	0.00	0.00
17/01/2022	ITW Dividend	0.00	0.00	25.63	25.63
17/01/2022	ITW Dividend	0.00	25.63	0.00	0.00
14/04/2022	ITW Dividend	0.00	0.00	20.59	20.59

Date	Description	Quantity	Debits	Credits	Balance
14/04/2022	ITW Dividend	0.00	20.59	0.00	0.00
30/06/2022	Closing Balance	0.00	0.00	0.00	0.00
Other Assets - Receivables / Investment Income Receivable / Foreign Income / Foreign Dividend / Shares in Listed Companies - Foreign / Intel Corp					
01/07/2021	Opening Balance	0.00	0.00	0.00	0.00
01/09/2021	INTC Dividend	0.00	0.00	32.06	32.06
01/09/2021	INTC Dividend	0.00	32.06	0.00	0.00
01/12/2021	INTC Dividend	0.00	0.00	17.44	17.44
01/12/2021	INTC Dividend	0.00	17.44	0.00	0.00
01/03/2022	INTC Dividend	0.00	0.00	10.63	10.63
01/03/2022	INTC Dividend	0.00	10.63	0.00	0.00
30/06/2022	Closing Balance	0.00	0.00	0.00	0.00
Other Assets - Receivables / Investment Income Receivable / Foreign Income / Foreign Dividend / Shares in Listed Companies - Foreign / Intertek Group PLC					
01/07/2021	Opening Balance	0.00	0.00	0.00	0.00
07/10/2021	ITRK Dividend	0.00	0.00	21.65	21.65
07/10/2021	ITRK Dividend	0.00	21.65	0.00	0.00
17/06/2022	ITRK 125.4380C	0.00	0.00	26.40	26.40
17/06/2022	ITRK 125.4380C	0.00	26.40	0.00	0.00
30/06/2022	Closing Balance	0.00	0.00	0.00	0.00
Other Assets - Receivables / Investment Income Receivable / Foreign Income / Foreign Dividend / Shares in Listed Companies - Foreign / JM Smucker Co					
01/07/2021	Opening Balance	0.00	0.00	0.00	0.00

Date	Description	Quantity	Debits	Credits	Balance
01/09/2021	SJM Dividend	0.00	0.00	48.10	48.10
01/09/2021	SJM Dividend	0.00	48.10	0.00	0.00
01/12/2021	SJM Dividend	0.00	0.00	47.36	47.36
01/12/2021	SJM Dividend	0.00	47.36	0.00	0.00
02/03/2022	SJM Dividend	0.00	0.00	31.21	31.21
02/03/2022	SJM Dividend	0.00	31.21	0.00	0.00
02/06/2022	SJM Dividend	0.00	0.00	38.11	38.11
02/06/2022	SJM Dividend	0.00	38.11	0.00	0.00
30/06/2022	Closing Balance	0.00	0.00	0.00	0.00
Other Assets - Receivables / Investment Income Receivable / Foreign Income / Foreign Dividend / Shares in Listed Companies - Foreign / Johnson & Johnson					
01/07/2021	Opening Balance	0.00	0.00	0.00	0.00
07/09/2021	JNJ Dividend	0.00	0.00	40.99	40.99
07/09/2021	JNJ Dividend	0.00	40.99	0.00	0.00
07/12/2021	JNJ Dividend	0.00	0.00	31.40	31.40
07/12/2021	JNJ Dividend	0.00	31.40	0.00	0.00
08/03/2022	JNJ Dividend	0.00	0.00	19.67	19.67
08/03/2022	JNJ Dividend	0.00	19.67	0.00	0.00
07/06/2022	JNJ 157.4474C	0.00	25.29	0.00	25.29
08/06/2022	JNJ 157.4474C	0.00	0.00	25.29	0.00
30/06/2022	Closing Balance	0.00	0.00	0.00	0.00

Date	Description	Quantity	Debits	Credits	Balance
Other Assets - Receivables / Investment Income Receivable / Foreign Income / Foreign Dividend / Shares in Listed Companies - Foreign / JPMorgan Chase & Co					
01/07/2021	Opening Balance	0.00	0.00	0.00	0.00
02/08/2021	JPM Dividend	0.00	0.00	37.33	37.33
02/08/2021	JPM Dividend	0.00	37.33	0.00	0.00
01/11/2021	JPM Dividend	0.00	0.00	27.13	27.13
01/11/2021	JPM Dividend	0.00	27.13	0.00	0.00
31/01/2022	JPM Dividend	0.00	0.00	26.38	26.38
31/01/2022	JPM Dividend	0.00	26.38	0.00	0.00
02/05/2022	JPM Dividend	0.00	0.00	23.14	23.14
02/05/2022	JPM Dividend	0.00	23.14	0.00	0.00
30/06/2022	Closing Balance	0.00	0.00	0.00	0.00
Other Assets - Receivables / Investment Income Receivable / Foreign Income / Foreign Dividend / Shares in Listed Companies - Foreign / KDDI CORP					
01/07/2021	Opening Balance	0.00	0.00	0.00	0.00
01/12/2021	9433 Dividend	0.00	0.00	132.55	132.55
01/12/2021	9433 Dividend	0.00	132.55	0.00	0.00
23/06/2022	9433 Dividend (Pay Ref 1331048373)	0.00	0.00	86.15	86.15
23/06/2022	9433 Dividend (Pay Ref 1331048373)	0.00	86.15	0.00	0.00
30/06/2022	Closing Balance	0.00	0.00	0.00	0.00
Other Assets - Receivables / Investment Income Receivable / Foreign Income / Foreign Dividend / Shares in Listed Companies - Foreign / Kimberly-Clark Corp					
01/07/2021	Opening Balance	0.00	0.00	0.00	0.00

Date	Description	Quantity	Debits	Credits	Balance
02/07/2021	KMB Dividend	0.00	0.00	53.23	53.23
02/07/2021	KMB Dividend	0.00	53.23	0.00	0.00
30/06/2022	Closing Balance	0.00	0.00	0.00	0.00
Other Assets - Receivables / Investment Income Receivable / Foreign Income / Foreign Dividend / Shares in Listed Companies - Foreign / Kirin Holdings Co., Ltd.					
01/07/2021	Opening Balance	0.00	0.00	0.00	0.00
03/09/2021	2503 Dividend	0.00	0.00	24.20	24.20
03/09/2021	2503 Dividend	0.00	24.20	0.00	0.00
30/06/2022	Closing Balance	0.00	0.00	0.00	0.00
Other Assets - Receivables / Investment Income Receivable / Foreign Income / Foreign Dividend / Shares in Listed Companies - Foreign / Koninklijke Ahold Delhaize N.V.					
01/07/2021	Opening Balance	0.00	0.00	0.00	0.00
02/09/2021	AD Dividend	0.00	0.00	97.34	97.34
02/09/2021	AD Dividend	0.00	97.34	0.00	0.00
28/04/2022	AD Dividend	0.00	0.00	87.81	87.81
28/04/2022	AD Dividend	0.00	87.81	0.00	0.00
30/06/2022	Closing Balance	0.00	0.00	0.00	0.00
Other Assets - Receivables / Investment Income Receivable / Foreign Income / Foreign Dividend / Shares in Listed Companies - Foreign / L3Harris Technologies Inc					
01/07/2021	Opening Balance	0.00	0.00	0.00	0.00
25/03/2022	LHX Dividend	0.00	0.00	12.72	12.72
25/03/2022	LHX Dividend	0.00	12.72	0.00	0.00
17/06/2022	LHX 159.7262C	0.00	13.67	0.00	13.67

Date	Description	Quantity	Debits	Credits	Balance
20/06/2022	LHX 159.7262C	0.00	0.00	13.67	0.00
30/06/2022	Closing Balance	0.00	0.00	0.00	0.00
Other Assets - Receivables / Investment Income Receivable / Foreign Income / Foreign Dividend / Shares in Listed Companies - Foreign / Merck & Co Inc					
01/07/2021	Opening Balance	0.00	0.00	0.00	0.00
07/07/2021	MRK Dividend	0.00	0.00	41.63	41.63
07/07/2021	MRK Dividend	0.00	41.63	0.00	0.00
07/10/2021	MRK Dividend	0.00	0.00	42.84	42.84
07/10/2021	MRK Dividend	0.00	42.84	0.00	0.00
07/01/2022	MRK Dividend	0.00	0.00	41.24	41.24
07/01/2022	MRK Dividend	0.00	41.24	0.00	0.00
08/04/2022	MRK Dividend	0.00	0.00	23.32	23.32
08/04/2022	MRK Dividend	0.00	23.32	0.00	0.00
30/06/2022	Closing Balance	0.00	0.00	0.00	0.00
Other Assets - Receivables / Investment Income Receivable / Foreign Income / Foreign Dividend / Shares in Listed Companies - Foreign / Michelin (CGDE)-B - Registered Shares					
01/07/2021	Opening Balance	0.00	0.00	0.00	0.00
19/05/2022	ML Dividend	0.00	0.00	86.16	86.16
19/05/2022	ML Dividend	0.00	86.16	0.00	0.00
30/06/2022	Closing Balance	0.00	0.00	0.00	0.00
Other Assets - Receivables / Investment Income Receivable / Foreign Income / Foreign Dividend / Shares in Listed Companies - Foreign / Microsoft Corp					
01/07/2021	Opening Balance	0.00	0.00	0.00	0.00

Date	Description	Quantity	Debits	Credits	Balance
09/09/2021	MSFT Dividend	0.00	0.00	47.00	47.00
09/09/2021	MSFT Dividend	0.00	47.00	0.00	0.00
09/12/2021	MSFT Dividend	0.00	0.00	46.43	46.43
09/12/2021	MSFT Dividend	0.00	46.43	0.00	0.00
10/03/2022	MSFT Dividend	0.00	0.00	30.12	30.12
10/03/2022	MSFT Dividend	0.00	30.12	0.00	0.00
09/06/2022	MSFT Dividend (Pay Ref 1331048373)	0.00	0.00	35.29	35.29
09/06/2022	MSFT Dividend (Pay Ref 1331048373)	0.00	35.29	0.00	0.00
30/06/2022	Closing Balance	0.00	0.00	0.00	0.00
Other Assets - Receivables / Investment Income Receivable / Foreign Income / Foreign Dividend / Shares in Listed Companies - Foreign / Moncler SPA					
01/07/2021	Opening Balance	0.00	0.00	0.00	0.00
07/06/2022	MONC Dividend (Pay Ref 1331048373)	0.00	0.00	14.15	14.15
07/06/2022	MONC Dividend (Pay Ref 1331048373)	0.00	14.15	0.00	0.00
30/06/2022	Closing Balance	0.00	0.00	0.00	0.00
Other Assets - Receivables / Investment Income Receivable / Foreign Income / Foreign Dividend / Shares in Listed Companies - Foreign / NetApp Inc					
01/07/2021	Opening Balance	0.00	0.00	0.00	0.00
28/07/2021	NTAP Dividend	0.00	0.00	37.46	37.46
28/07/2021	NTAP Dividend	0.00	37.46	0.00	0.00
27/10/2021	NTAP Dividend	0.00	0.00	36.65	36.65
27/10/2021	NTAP Dividend	0.00	36.65	0.00	0.00

Date	Description	Quantity	Debits	Credits	Balance
27/01/2022	NTAP Dividend	0.00	0.00	33.12	33.12
27/01/2022	NTAP Dividend	0.00	33.12	0.00	0.00
28/04/2022	NTAP Dividend	0.00	0.00	22.29	22.29
28/04/2022	NTAP Dividend	0.00	22.29	0.00	0.00
30/06/2022	Closing Balance	0.00	0.00	0.00	0.00
Other Assets - Receivables / Investment Income Receivable / Foreign Income / Foreign Dividend / Shares in Listed Companies - Foreign / Newmont Mining Corp					
01/07/2021	Opening Balance	0.00	0.00	0.00	0.00
23/09/2021	NEM Dividend	0.00	0.00	18.64	18.64
23/09/2021	NEM Dividend	0.00	18.64	0.00	0.00
29/12/2021	NEM Dividend	0.00	0.00	19.73	19.73
29/12/2021	NEM Dividend	0.00	19.73	0.00	0.00
25/03/2022	NEM Dividend	0.00	0.00	12.50	12.50
25/03/2022	NEM Dividend	0.00	12.50	0.00	0.00
16/06/2022	NEM Dividend (Pay Ref 1331048373)	0.00	0.00	9.57	9.57
16/06/2022	NEM Dividend (Pay Ref 1331048373)	0.00	9.57	0.00	0.00
30/06/2022	Closing Balance	0.00	0.00	0.00	0.00
Other Assets - Receivables / Investment Income Receivable / Foreign Income / Foreign Dividend / Shares in Listed Companies - Foreign / Nintendo Co Ltd					
01/07/2021	Opening Balance	0.00	0.00	0.00	0.00
01/12/2021	7974 Dividend	0.00	0.00	75.51	75.51
01/12/2021	7974 Dividend	0.00	75.51	0.00	0.00

Date	Description	Quantity	Debits	Credits	Balance
30/06/2022	7974 Dividend (Pay Ref 1331181472)	0.00	0.00	102.00	102.00
30/06/2022	7974 Dividend (Pay Ref 1331181472)	0.00	102.00	0.00	0.00
30/06/2022	Closing Balance	0.00	0.00	0.00	0.00
Other Assets - Receivables / Investment Income Receivable / Foreign Income / Foreign Dividend / Shares in Listed Companies - Foreign / Novo Nordisk - Ordinary Shares - Class B					
01/07/2021	Opening Balance	0.00	0.00	0.00	0.00
18/08/2021	NOVO B Dividend	0.00	0.00	42.04	42.04
18/08/2021	NOVO B Dividend	0.00	42.04	0.00	0.00
29/03/2022	NOVO B Dividend	0.00	0.00	51.05	51.05
29/03/2022	NOVO B Dividend	0.00	51.05	0.00	0.00
30/06/2022	Closing Balance	0.00	0.00	0.00	0.00
Other Assets - Receivables / Investment Income Receivable / Foreign Income / Foreign Dividend / Shares in Listed Companies - Foreign / Paychex Inc					
01/07/2021	Opening Balance	0.00	0.00	0.00	0.00
26/08/2021	PAYX Dividend	0.00	0.00	55.39	55.39
26/08/2021	PAYX Dividend	0.00	55.39	0.00	0.00
29/11/2021	PAYX Dividend	0.00	0.00	58.01	58.01
29/11/2021	PAYX Dividend	0.00	58.01	0.00	0.00
24/02/2022	PAYX Dividend	0.00	0.00	26.54	26.54
24/02/2022	PAYX Dividend	0.00	26.54	0.00	0.00
26/05/2022	PAYX Dividend	0.00	0.00	36.57	36.57

Date	Description	Quantity	Debits	Credits	Balance
26/05/2022	PAYX Dividend	0.00	36.57	0.00	0.00
30/06/2022	Closing Balance	0.00	0.00	0.00	0.00
Other Assets - Receivables / Investment Income Receivable / Foreign Income / Foreign Dividend / Shares in Listed Companies - Foreign / Recordati SpA					
01/07/2021	Opening Balance	0.00	0.00	0.00	0.00
24/11/2021	REC Dividend	0.00	0.00	28.66	28.66
24/11/2021	REC Dividend	0.00	28.66	0.00	0.00
25/05/2022	REC Dividend	0.00	0.00	18.41	18.41
25/05/2022	REC Dividend	0.00	18.41	0.00	0.00
30/06/2022	Closing Balance	0.00	0.00	0.00	0.00
Other Assets - Receivables / Investment Income Receivable / Foreign Income / Foreign Dividend / Shares in Listed Companies - Foreign / Robert Half International Inc					
01/07/2021	Opening Balance	0.00	0.00	0.00	0.00
15/09/2021	RHI Dividend	0.00	0.00	24.61	24.61
15/09/2021	RHI Dividend	0.00	24.61	0.00	0.00
15/12/2021	RHI Dividend	0.00	0.00	23.88	23.88
15/12/2021	RHI Dividend	0.00	23.88	0.00	0.00
15/03/2022	RHI Dividend	0.00	0.00	18.25	18.25
15/03/2022	RHI Dividend	0.00	18.25	0.00	0.00
15/06/2022	RHI Dividend (Pay Ref 1331048373)	0.00	0.00	21.35	21.35
15/06/2022	RHI Dividend (Pay Ref 1331048373)	0.00	21.35	0.00	0.00
30/06/2022	Closing Balance	0.00	0.00	0.00	0.00

Date	Description	Quantity	Debits	Credits	Balance
Other Assets - Receivables / Investment Income Receivable / Foreign Income / Foreign Dividend / Shares in Listed Companies - Foreign / Roche Holding AG					
01/07/2021	Opening Balance	0.00	0.00	0.00	0.00
21/03/2022	ROG Dividend	0.00	0.00	53.82	53.82
21/03/2022	ROG Dividend	0.00	53.82	0.00	0.00
30/06/2022	Closing Balance	0.00	0.00	0.00	0.00
Other Assets - Receivables / Investment Income Receivable / Foreign Income / Foreign Dividend / Shares in Listed Companies - Foreign / Royal Dutch Shell PLC					
01/07/2021	Opening Balance	0.00	0.00	0.00	0.00
20/09/2021	RDSB Dividend	0.00	0.00	14.39	14.39
20/09/2021	RDSB Dividend	0.00	14.39	0.00	0.00
30/06/2022	Closing Balance	0.00	0.00	0.00	0.00
Other Assets - Receivables / Investment Income Receivable / Foreign Income / Foreign Dividend / Shares in Listed Companies - Foreign / Sanofi SA					
01/07/2021	Opening Balance	0.00	0.00	0.00	0.00
10/05/2022	Investment Income	0.00	0.00	20.15	20.15
10/05/2022	Investment Income	0.00	20.15	0.00	0.00
10/05/2022	SAN Dividend	0.00	0.00	106.73	106.73
10/05/2022	SAN Dividend	0.00	106.73	0.00	0.00
30/06/2022	Closing Balance	0.00	0.00	0.00	0.00
Other Assets - Receivables / Investment Income Receivable / Foreign Income / Foreign Dividend / Shares in Listed Companies - Foreign / Schneider Electric SE					
01/07/2021	Opening Balance	0.00	0.00	0.00	0.00
19/05/2022	SU Dividend	0.00	0.00	58.84	58.84

Date	Description	Quantity	Debits	Credits	Balance
19/05/2022	SU Dividend	0.00	58.84	0.00	0.00
30/06/2022	Closing Balance	0.00	0.00	0.00	0.00
Other Assets - Receivables / Investment Income Receivable / Foreign Income / Foreign Dividend / Shares in Listed Companies - Foreign / SONY CORP					
01/07/2021	Opening Balance	0.00	0.00	0.00	0.00
01/12/2021	6758 Dividend	0.00	0.00	13.96	13.96
01/12/2021	6758 Dividend	0.00	13.96	0.00	0.00
03/06/2022	6758 Dividend	0.00	0.00	9.99	9.99
03/06/2022	6758 Dividend	0.00	9.99	0.00	0.00
30/06/2022	Closing Balance	0.00	0.00	0.00	0.00
Other Assets - Receivables / Investment Income Receivable / Foreign Income / Foreign Dividend / Shares in Listed Companies - Foreign / Sundrug Co Ltd					
01/07/2021	Opening Balance	0.00	0.00	0.00	0.00
06/12/2021	9989 Dividend	0.00	0.00	44.62	44.62
06/12/2021	9989 Dividend	0.00	44.62	0.00	0.00
30/06/2022	Closing Balance	0.00	0.00	0.00	0.00
Other Assets - Receivables / Investment Income Receivable / Foreign Income / Foreign Dividend / Shares in Listed Companies - Foreign / Taisei Corporation					
01/07/2021	Opening Balance	0.00	0.00	0.00	0.00
02/12/2021	1801 Dividend	0.00	0.00	18.10	18.10
02/12/2021	1801 Dividend	0.00	18.10	0.00	0.00
29/06/2022	1801 Dividend (Pay Ref 1331280789)	0.00	0.00	15.54	15.54
29/06/2022	1801 Dividend (Pay Ref 1331280789)	0.00	15.54	0.00	0.00

Date	Description	Quantity	Debits	Credits	Balance
30/06/2022	Closing Balance	0.00	0.00	0.00	0.00
Other Assets - Receivables / Investment Income Receivable / Foreign Income / Foreign Dividend / Shares in Listed Companies - Foreign / Telenor ASA					
01/07/2021	Opening Balance	0.00	0.00	0.00	0.00
20/10/2021	TEL Dividend	0.00	0.00	159.84	159.84
20/10/2021	TEL Dividend	0.00	159.84	0.00	0.00
24/05/2022	TEL Dividend	0.00	0.00	126.27	126.27
24/05/2022	TEL Dividend	0.00	126.27	0.00	0.00
30/06/2022	Closing Balance	0.00	0.00	0.00	0.00
Other Assets - Receivables / Investment Income Receivable / Foreign Income / Foreign Dividend / Shares in Listed Companies - Foreign / Unilever PLC					
01/07/2021	Opening Balance	0.00	0.00	0.00	0.00
08/09/2021	ULVR Dividend	0.00	0.00	77.66	77.66
08/09/2021	ULVR Dividend	0.00	77.66	0.00	0.00
01/12/2021	ULVR Dividend	0.00	0.00	76.06	76.06
01/12/2021	ULVR Dividend	0.00	76.06	0.00	0.00
23/03/2022	ULVR Dividend	0.00	0.00	46.61	46.61
23/03/2022	ULVR Dividend	0.00	46.61	0.00	0.00
16/06/2022	ULVR Dividend (Pay Ref 1331048373)	0.00	0.00	53.15	53.15
16/06/2022	ULVR Dividend (Pay Ref 1331048373)	0.00	53.15	0.00	0.00
30/06/2022	Closing Balance	0.00	0.00	0.00	0.00
Other Assets - Receivables / Investment Income Receivable / Foreign Income / Foreign Dividend / Shares in Listed Companies - Foreign / Vinci SA					

Date	Description	Quantity	Debits	Credits	Balance
01/07/2021	Opening Balance	0.00	0.00	0.00	0.00
18/11/2021	DG Dividend	0.00	0.00	8.92	8.92
18/11/2021	DG Dividend	0.00	8.92	0.00	0.00
28/04/2022	DG Dividend	0.00	0.00	27.51	27.51
28/04/2022	DG Dividend	0.00	27.51	0.00	0.00
30/06/2022	Closing Balance	0.00	0.00	0.00	0.00
Other Assets - Receivables / Investment Income Receivable / Foreign Income / Foreign Dividend / Shares in Listed Companies - Foreign / Visa Inc - Ordinary Shares - Class A					
01/07/2021	Opening Balance	0.00	0.00	0.00	0.00
01/09/2021	V Dividend	0.00	0.00	11.11	11.11
01/09/2021	V Dividend	0.00	11.11	0.00	0.00
07/12/2021	V Dividend	0.00	0.00	13.42	13.42
07/12/2021	V Dividend	0.00	13.42	0.00	0.00
02/03/2022	V Dividend	0.00	0.00	8.31	8.31
02/03/2022	V Dividend	0.00	8.31	0.00	0.00
07/06/2022	V Dividend (Pay Ref 1331048373)	0.00	0.00	10.13	10.13
07/06/2022	V Dividend (Pay Ref 1331048373)	0.00	10.13	0.00	0.00
30/06/2022	Closing Balance	0.00	0.00	0.00	0.00
Other Assets - Receivables / Investment Income Receivable / Foreign Income / Foreign Dividend / Shares in Listed Companies - Foreign / Willis Towers Watson PLC					
01/07/2021	Opening Balance	0.00	0.00	0.00	0.00
19/01/2022	WLTW Dividend	0.00	0.00	16.55	16.55

Date	Description	Quantity	Debits	Credits	Balance
19/01/2022	WLTW Dividend	0.00	16.55	0.00	0.00
19/04/2022	WTW Dividend	0.00	0.00	13.35	13.35
19/04/2022	WTW Dividend	0.00	13.35	0.00	0.00
30/06/2022	Closing Balance	0.00	0.00	0.00	0.00
Other Assets - Receivables / Investment Income Receivable / Foreign Income / Foreign Dividend / Shares in Listed Companies - Foreign / Zoetis Inc					
01/07/2021	Opening Balance	0.00	0.00	0.00	0.00
01/09/2021	ZTS Dividend	0.00	0.00	1.73	1.73
01/09/2021	ZTS Dividend	0.00	1.73	0.00	0.00
01/12/2021	ZTS Dividend	0.00	0.00	2.90	2.90
01/12/2021	ZTS Dividend	0.00	2.90	0.00	0.00
02/03/2022	ZTS Dividend	0.00	0.00	3.03	3.03
02/03/2022	ZTS Dividend	0.00	3.03	0.00	0.00
01/06/2022	ZTS Dividend	0.00	0.00	1.93	1.93
01/06/2022	ZTS Dividend	0.00	1.93	0.00	0.00
30/06/2022	Closing Balance	0.00	0.00	0.00	0.00
Other Assets - Receivables / Investment Income Receivable / Interest / Cash At Bank / Macquarie CMA					
01/07/2021	Opening Balance	0.00	0.00	0.00	0.00
30/06/2022	MACQUARIE CMA INTEREST PAID*	0.00	0.00	84.56	84.56
30/06/2022	MACQUARIE CMA INTEREST PAID*	0.00	84.56	0.00	0.00
30/06/2022	Closing Balance	0.00	0.00	0.00	0.00

Date	Description	Quantity	Debits	Credits	Balance
Other Assets - Receivables / Investment Income Receivable / Interest / Cash At Bank / Praemium Cash Account					
01/07/2021	Opening Balance	0.00	0.00	0.00	0.00
01/07/2021	Monthly Interest	0.00	0.00	3.23	3.23
01/07/2021	Monthly Interest	0.00	3.23	0.00	0.00
02/08/2021	Monthly Interest	0.00	0.00	4.92	4.92
02/08/2021	Monthly Interest	0.00	4.92	0.00	0.00
01/09/2021	Monthly Interest	0.00	0.00	6.41	6.41
01/09/2021	Monthly Interest	0.00	6.41	0.00	0.00
01/10/2021	Monthly Interest	0.00	0.00	9.30	9.30
01/10/2021	Monthly Interest	0.00	9.30	0.00	0.00
01/11/2021	Monthly Interest	0.00	0.00	10.58	10.58
01/11/2021	Monthly Interest	0.00	10.58	0.00	0.00
01/12/2021	Monthly Interest	0.00	0.00	4.51	4.51
01/12/2021	Monthly Interest	0.00	4.51	0.00	0.00
03/01/2022	Monthly Interest	0.00	0.00	4.89	4.89
03/01/2022	Monthly Interest	0.00	4.89	0.00	0.00
01/02/2022	Monthly Interest	0.00	0.00	3.97	3.97
01/02/2022	Monthly Interest	0.00	3.97	0.00	0.00
01/03/2022	Monthly Interest	0.00	0.00	3.26	3.26
01/03/2022	Monthly Interest	0.00	3.26	0.00	0.00

Date	Description	Quantity	Debits	Credits	Balance
01/04/2022	Monthly Interest	0.00	0.00	4.51	4.51
01/04/2022	Monthly Interest	0.00	4.51	0.00	0.00
02/05/2022	Monthly Interest	0.00	0.00	3.94	3.94
02/05/2022	Monthly Interest	0.00	3.94	0.00	0.00
01/06/2022	Monthly Interest	0.00	0.00	10.96	10.96
01/06/2022	Monthly Interest	0.00	10.96	0.00	0.00
07/06/2022	Interest paid on closure of account	0.00	0.00	2.19	2.19
07/06/2022	Interest paid on closure of account	0.00	2.19	0.00	0.00
30/06/2022	Closing Balance	0.00	0.00	0.00	0.00
Other Assets - Receivables / Investment Income Receivable / Interest / Cash At Bank / Vanguard Cash Account					
01/07/2021	Opening Balance	0.00	0.00	0.00	0.00
03/08/2021	Cash Account Interest	0.00	0.00	1.66	1.66
03/08/2021	Cash Account Interest	0.00	1.66	0.00	0.00
02/09/2021	Cash Account Interest	0.00	0.00	0.13	0.13
02/09/2021	Cash Account Interest	0.00	0.13	0.00	0.00
02/10/2021	Cash Account Interest	0.00	0.00	0.13	0.13
02/10/2021	Cash Account Interest	0.00	0.13	0.00	0.00
02/11/2021	Cash Account Interest	0.00	0.00	0.01	0.01
02/11/2021	Cash Account Interest	0.00	0.00	0.13	0.14
02/11/2021	Cash Account Interest	0.00	0.01	0.00	0.13

Date	Description	Quantity	Debits	Credits	Balance
02/11/2021	Cash Account Interest	0.00	0.13	0.00	0.00
02/12/2021	Cash Account Interest	0.00	0.00	0.13	0.13
02/12/2021	Cash Account Interest	0.00	0.13	0.00	0.00
02/02/2022	Cash Account Interest	0.00	0.00	2.30	2.30
02/02/2022	Cash Account Interest	0.00	2.30	0.00	0.00
02/03/2022	Cash Account Interest	0.00	0.00	5.37	5.37
02/03/2022	Cash Account Interest	0.00	5.37	0.00	0.00
02/04/2022	Cash Account Interest	0.00	0.00	7.54	7.54
02/04/2022	Cash Account Interest	0.00	7.54	0.00	0.00
03/05/2022	Cash Account Interest	0.00	0.00	8.50	8.50
03/05/2022	Cash Account Interest	0.00	8.50	0.00	0.00
02/06/2022	Cash Account Interest	0.00	0.00	16.17	16.17
02/06/2022	Cash Account Interest	0.00	16.17	0.00	0.00
30/06/2022	Closing Balance	0.00	0.00	0.00	0.00
Other Assets - Receivables / Investment Income Receivable / Interest / Other Fixed Interest Securities / Australian Government Treasury Bonds - Treasury Bond 1.00% 21-11-31 Semi					
01/07/2021	Opening Balance	0.00	0.00	0.00	0.00
22/11/2021	GSBU31 Dividend	0.00	0.00	220.50	220.50
22/11/2021	GSBU31 Dividend	0.00	220.50	0.00	0.00
23/05/2022	GSBU31 Dividend	0.00	0.00	212.00	212.00

Date	Description	Quantity	Debits	Credits	Balance
23/05/2022	GSBU31 Dividend	0.00	212.00	0.00	0.00
30/06/2022	Closing Balance	0.00	0.00	0.00	0.00
Other Assets - Receivables / Investment Income Receivable / Interest / Other Fixed Interest Securities / Australian Government Treasury Bonds - Treasury Bond 2.75% 21-11-28 Semi					
01/07/2021	Opening Balance	0.00	0.00	0.00	0.00
22/11/2021	GSBU28 Dividend	0.00	0.00	96.24	96.24
22/11/2021	GSBU28 Dividend	0.00	96.24	0.00	0.00
23/05/2022	GSBU28 Dividend	0.00	0.00	92.12	92.12
23/05/2022	GSBU28 Dividend	0.00	92.12	0.00	0.00
30/06/2022	Closing Balance	0.00	0.00	0.00	0.00
Other Assets - Receivables / Investment Income Receivable / Interest / Other Fixed Interest Securities / Australian Government Treasury Bonds - Treasury Bond 3.25% 21-04-25 Semi					
01/07/2021	Opening Balance	0.00	0.00	0.00	0.00
21/10/2021	GSBG25 Dividend	0.00	0.00	326.62	326.62
21/10/2021	GSBG25 Dividend	0.00	326.62	0.00	0.00
21/04/2022	GSBG25 Dividend	0.00	0.00	297.37	297.37
21/04/2022	GSBG25 Dividend	0.00	297.37	0.00	0.00
30/06/2022	Closing Balance	0.00	0.00	0.00	0.00
Other Assets - Receivables / Investment Income Receivable / Interest / Other Fixed Interest Securities / Australian Government Treasury Bonds - Treasury Bond 3.25% 21-04-29 Semi					
01/07/2021	Opening Balance	0.00	0.00	0.00	0.00

Date	Description	Quantity	Debits	Credits	Balance
21/10/2021	GSBG29 Dividend	0.00	0.00	230.74	230.74
21/10/2021	GSBG29 Dividend	0.00	230.74	0.00	0.00
21/04/2022	GSBG29 Dividend	0.00	0.00	214.49	214.49
21/04/2022	GSBG29 Dividend	0.00	214.49	0.00	0.00
30/06/2022	Closing Balance	0.00	0.00	0.00	0.00
Other Assets - Receivables / Investment Income Receivable / Interest / Other Fixed Interest Securities / Australian Government Treasury Bonds - Treasury Bond 3.75% 21-04-37 Semi					
01/07/2021	Opening Balance	0.00	0.00	0.00	0.00
21/10/2021	GSBG37 Dividend	0.00	0.00	106.87	106.87
21/10/2021	GSBG37 Dividend	0.00	106.87	0.00	0.00
21/04/2022	GSBG37 Dividend	0.00	0.00	688.12	688.12
21/04/2022	GSBG37 Dividend	0.00	688.12	0.00	0.00
30/06/2022	Closing Balance	0.00	0.00	0.00	0.00
Other Assets - Receivables / Investment Income Receivable / Interest / Other Fixed Interest Securities / Australian Government Treasury Bonds - Treasury Bond 4.50% 21-04-33 Semi					
01/07/2021	Opening Balance	0.00	0.00	0.00	0.00
21/10/2021	GSBG33 Dividend	0.00	0.00	369.00	369.00
21/10/2021	GSBG33 Dividend	0.00	369.00	0.00	0.00
21/04/2022	GSBG33 Dividend	0.00	0.00	780.75	780.75
21/04/2022	GSBG33 Dividend	0.00	780.75	0.00	0.00
30/06/2022	Closing Balance	0.00	0.00	0.00	0.00

Date	Description	Quantity	Debits	Credits	Balance
Other Assets - Receivables / Investment Income Receivable / Interest / Other Fixed Interest Securities / Australian Government Treasury Bonds - Treasury Bond 5.75% 15-07-22 Semi					
01/07/2021	Opening Balance	0.00	0.00	0.00	0.00
15/07/2021	GSBM22 Dividend	0.00	0.00	94.87	94.87
15/07/2021	GSBM22 Dividend	0.00	94.87	0.00	0.00
17/01/2022	GSBM22 Dividend	0.00	0.00	86.24	86.24
17/01/2022	GSBM22 Dividend	0.00	86.24	0.00	0.00
30/06/2022	Closing Balance	0.00	0.00	0.00	0.00
Other Assets - Receivables / Investment Income Receivable / Interest / Other Fixed Interest Securities / Australian Government Treasury Indexed Bonds - Treas Indexed Bond Cpi+1.25% 21-02-22 Qly					
01/07/2021	Opening Balance	0.00	0.00	0.00	0.00
23/08/2021	GSIC22 Dividend	0.00	0.00	13.29	13.29
23/08/2021	GSIC22 Dividend	0.00	13.29	0.00	0.00
22/11/2021	GSIC22 Dividend	0.00	0.00	13.38	13.38
22/11/2021	GSIC22 Dividend	0.00	13.38	0.00	0.00
21/02/2022	GSIC22 Dividend	0.00	0.00	13.48	13.48
21/02/2022	GSIC22 Dividend	0.00	13.48	0.00	0.00
30/06/2022	Closing Balance	0.00	0.00	0.00	0.00
Other Assets - Receivables / Investment Income Receivable / Interest / Other Fixed Interest Securities / Australian Government Treasury Indexed Bonds - Treas Indexed Bond Cpi+2.50% 20-09-30 Qly					
01/07/2021	Opening Balance	0.00	0.00	0.00	0.00

Date	Description	Quantity	Debits	Credits	Balance
20/09/2021	GSIQ30 Dividend	0.00	0.00	22.50	22.50
20/09/2021	GSIQ30 Dividend	0.00	22.50	0.00	0.00
20/12/2021	GSIQ30 Dividend	0.00	0.00	20.31	20.31
20/12/2021	GSIQ30 Dividend	0.00	20.31	0.00	0.00
21/03/2022	GSIQ30 Dividend	0.00	0.00	18.89	18.89
21/03/2022	GSIQ30 Dividend	0.00	18.89	0.00	0.00
30/06/2022	Closing Balance	0.00	0.00	0.00	0.00
Other Assets - Receivables / Investment Income Receivable / Interest / Other Fixed Interest Securities / Australian Government Treasury Indexed Bonds - Treas Indexed Bond Cpi+3.00% 20-09-25 Qly					
01/07/2021	Opening Balance	0.00	0.00	0.00	0.00
20/09/2021	GSIQ25 Dividend	0.00	0.00	27.67	27.67
20/09/2021	GSIQ25 Dividend	0.00	27.67	0.00	0.00
20/12/2021	GSIQ25 Dividend	0.00	0.00	22.10	22.10
20/12/2021	GSIQ25 Dividend	0.00	22.10	0.00	0.00
21/03/2022	GSIQ25 Dividend	0.00	0.00	22.26	22.26
21/03/2022	GSIQ25 Dividend	0.00	22.26	0.00	0.00
30/06/2022	Closing Balance	0.00	0.00	0.00	0.00
Other Assets - Receivables / Capital Return Receivable / Shares in Listed Companies / Wesfarmers Limited					
01/07/2021	Opening Balance	0.00	0.00	0.00	0.00
02/12/2021	Capital Return: 200 cents per unit	0.00	0.00	610.00	610.00

Date	Description	Quantity	Debits	Credits	Balance
02/12/2021	Capital Return: 200 cents per unit	0.00	610.00	0.00	0.00
30/06/2022	Closing Balance	0.00	0.00	0.00	0.00
Other Assets - Receivables / Sundry Debtors / Sundry					
01/07/2021	Opening Balance	0.00	0.00	0.00	2,097.29
01/07/2021	Distributions Receivable	0.00	0.00	125.89	1,971.40
01/07/2021	Distributions Receivable	0.00	0.00	734.72	1,236.68
01/07/2021	Distributions Receivable	0.00	0.00	992.11	244.57
23/08/2021	Distributions Receivable	0.00	0.00	244.57	0.00
30/06/2022	Closing Balance	0.00	0.00	0.00	0.00
Other Assets - Current Tax Assets / Income Tax Payable					
01/07/2021	Opening Balance	0.00	0.00	0.00	2,291.67
10/01/2022	ATO ATO007000015681609	0.00	0.00	2,291.67	0.00
30/06/2022	Closing Balance	0.00	0.00	0.00	0.00
Other Assets - Current Tax Assets / Managed Investments / Vanguard High Growth Index Fund					
01/07/2021	Opening Balance	0.00	0.00	0.00	0.00
30/06/2022	Distribution - Tax Statement	0.00	17.96	0.00	17.96
30/06/2022	Distribution - Tax Statement	0.00	31.15	0.00	49.11
30/06/2022	Distribution - Tax Statement	0.00	44.24	0.00	93.35
30/06/2022	Closing Balance	0.00	0.00	0.00	93.35
Other Assets - Current Tax Assets / Franking Credits / Shares in Listed Companies / ANZ Group Holdings Limited					

Date	Description	Quantity	Debits	Credits	Balance
01/07/2021	Opening Balance	0.00	0.00	0.00	0.00
16/12/2021	ANZ Dividend	0.00	101.21	0.00	101.21
30/06/2022	Closing Balance	0.00	0.00	0.00	101.21
Other Assets - Current Tax Assets / Franking Credits / Shares in Listed Companies / Aristocrat Leisure Limited					
01/07/2021	Opening Balance	0.00	0.00	0.00	0.00
02/07/2021	ALL Dividend	0.00	46.80	0.00	46.80
17/12/2021	ALL Dividend	0.00	53.93	0.00	100.73
30/06/2022	Closing Balance	0.00	0.00	0.00	100.73
Other Assets - Current Tax Assets / Franking Credits / Shares in Listed Companies / BHP Group Limited					
01/07/2021	Opening Balance	0.00	0.00	0.00	0.00
21/09/2021	BHP Dividend	0.00	103.57	0.00	103.57
28/03/2022	BHP Dividend	0.00	65.09	0.00	168.66
02/06/2022	EST 1:5.534 DIST OF ORD SHS IN WOODSIDE PETROLEUM	0.00	191.31	0.00	359.97
30/06/2022	Closing Balance	0.00	0.00	0.00	359.97
Other Assets - Current Tax Assets / Franking Credits / Shares in Listed Companies / Brambles Limited					
01/07/2021	Opening Balance	0.00	0.00	0.00	0.00
14/10/2021	BXB Dividend	0.00	14.25	0.00	14.25
14/04/2022	BXB Dividend	0.00	10.92	0.00	25.17
30/06/2022	Closing Balance	0.00	0.00	0.00	25.17

Date	Description	Quantity	Debits	Credits	Balance
Other Assets - Current Tax Assets / Franking Credits / Shares in Listed Companies / Coles Group Limited.					
01/07/2021	Opening Balance	0.00	0.00	0.00	0.00
28/09/2021	COL Dividend	0.00	57.96	0.00	57.96
31/03/2022	COL Dividend	0.00	66.19	0.00	124.15
30/06/2022	Closing Balance	0.00	0.00	0.00	124.15
Other Assets - Current Tax Assets / Franking Credits / Shares in Listed Companies / Commonwealth Bank Of Australia.					
01/07/2021	Opening Balance	0.00	0.00	0.00	0.00
29/09/2021	CBA Dividend	0.00	90.86	0.00	90.86
30/03/2022	CBA Dividend	0.00	59.25	0.00	150.11
30/06/2022	Closing Balance	0.00	0.00	0.00	150.11
Other Assets - Current Tax Assets / Franking Credits / Shares in Listed Companies / Computershare Limited.					
01/07/2021	Opening Balance	0.00	0.00	0.00	0.00
13/09/2021	CPU Dividend	0.00	34.42	0.00	34.42
17/03/2022	CPU Dividend	0.00	9.79	0.00	44.21
30/06/2022	Closing Balance	0.00	0.00	0.00	44.21
Other Assets - Current Tax Assets / Franking Credits / Shares in Listed Companies / CSL Limited					
01/07/2021	Opening Balance	0.00	0.00	0.00	0.00
30/09/2021	CSL Dividend	0.00	5.52	0.00	5.52
30/06/2022	Closing Balance	0.00	0.00	0.00	5.52
Other Assets - Current Tax Assets / Franking Credits / Shares in Listed Companies / Endeavour Group Limited					

Date	Description	Quantity	Debits	Credits	Balance
01/07/2021	Opening Balance	0.00	0.00	0.00	0.00
22/09/2021	EDV Dividend	0.00	18.72	0.00	18.72
28/03/2022	EDV Dividend	0.00	23.52	0.00	42.24
30/06/2022	Closing Balance	0.00	0.00	0.00	42.24
Other Assets - Current Tax Assets / Franking Credits / Shares in Listed Companies / Magellan Financial Group Limited					
01/07/2021	Opening Balance	0.00	0.00	0.00	0.00
23/09/2021	MFG Dividend	0.00	40.34	0.00	40.34
30/06/2022	Closing Balance	0.00	0.00	0.00	40.34
Other Assets - Current Tax Assets / Franking Credits / Shares in Listed Companies / National Australia Bank Limited					
01/07/2021	Opening Balance	0.00	0.00	0.00	0.00
15/12/2021	NAB Dividend	0.00	62.88	0.00	62.88
30/06/2022	Closing Balance	0.00	0.00	0.00	62.88
Other Assets - Current Tax Assets / Franking Credits / Shares in Listed Companies / Northern Star Resources Ltd					
01/07/2021	Opening Balance	0.00	0.00	0.00	0.00
29/09/2021	NST Dividend	0.00	17.87	0.00	17.87
29/03/2022	NST Dividend	0.00	29.10	0.00	46.97
30/06/2022	Closing Balance	0.00	0.00	0.00	46.97
Other Assets - Current Tax Assets / Franking Credits / Shares in Listed Companies / Sonic Healthcare Limited					
01/07/2021	Opening Balance	0.00	0.00	0.00	0.00
22/09/2021	SHL Dividend	0.00	35.70	0.00	35.70

Date	Description	Quantity	Debits	Credits	Balance
23/03/2022	SHL Dividend	0.00	32.74	0.00	68.44
30/06/2022	Closing Balance	0.00	0.00	0.00	68.44
Other Assets - Current Tax Assets / Franking Credits / Shares in Listed Companies / Treasury Wine Estates Limited					
01/07/2021	Opening Balance	0.00	0.00	0.00	0.00
01/10/2021	TWE Dividend	0.00	38.11	0.00	38.11
01/04/2022	TWE Dividend	0.00	28.29	0.00	66.40
30/06/2022	Closing Balance	0.00	0.00	0.00	66.40
Other Assets - Current Tax Assets / Franking Credits / Shares in Listed Companies / Wesfarmers Limited					
01/07/2021	Opening Balance	0.00	0.00	0.00	0.00
07/10/2021	WES Dividend	0.00	95.27	0.00	95.27
30/03/2022	WES Dividend	0.00	79.20	0.00	174.47
30/06/2022	Closing Balance	0.00	0.00	0.00	174.47
Other Assets - Current Tax Assets / Franking Credits / Shares in Listed Companies / Westpac Banking Corporation					
01/07/2021	Opening Balance	0.00	0.00	0.00	0.00
21/12/2021	WBC Dividend	0.00	208.54	0.00	208.54
24/06/2022	WBC AUD 0.61 FRANKED, 30% CTR, DRP NIL DISC	0.00	128.62	0.00	337.16
30/06/2022	Closing Balance	0.00	0.00	0.00	337.16
Other Assets - Current Tax Assets / Franking Credits / Shares in Listed Companies / Wisetech Global Limited					
01/07/2021	Opening Balance	0.00	0.00	0.00	0.00

Date	Description	Quantity	Debits	Credits	Balance
08/10/2021	wtc Dividend	0.00	3.25	0.00	3.25
08/04/2022	WTC Dividend	0.00	2.36	0.00	5.61
30/06/2022	Closing Balance	0.00	0.00	0.00	5.61
Other Assets - Current Tax Assets / Franking Credits / Shares in Listed Companies / Woodside Petroleum Ltd					
01/07/2021	Opening Balance	0.00	0.00	0.00	0.00
24/09/2021	WPL Dividend	0.00	17.94	0.00	17.94
23/03/2022	WPL Dividend	0.00	109.62	0.00	127.56
30/06/2022	Closing Balance	0.00	0.00	0.00	127.56
Other Assets - Current Tax Assets / Franking Credits / Shares in Listed Companies / Woolworths Group Limited					
01/07/2021	Opening Balance	0.00	0.00	0.00	0.00
08/10/2021	WOW Dividend	0.00	57.51	0.00	57.51
13/04/2022	WOW Dividend	0.00	42.62	0.00	100.13
30/06/2022	Closing Balance	0.00	0.00	0.00	100.13
Other Assets - Current Tax Assets / Franking Credits / Stapled Securities / Transurban Group - Fully Paid Ordinary/Units Stapled Securities					
01/07/2021	Opening Balance	0.00	0.00	0.00	0.00
07/06/2022	Distribution - Tax Statement	0.00	3.84	0.00	3.84
30/06/2022	Closing Balance	0.00	0.00	0.00	3.84
Other Assets - Current Tax Assets / Foreign Tax Credits / Managed Investments / Vanguard Active Global Growth Fund					
01/07/2021	Opening Balance	0.00	0.00	0.00	0.00
30/06/2022	Distribution - Tax Statement	0.00	5.97	0.00	5.97

Date	Description	Quantity	Debits	Credits	Balance
30/06/2022	Closing Balance	0.00	0.00	0.00	5.97
Other Assets - Current Tax Assets / Foreign Tax Credits / Managed Investments / Vanguard High Growth Index Fund					
01/07/2021	Opening Balance	0.00	0.00	0.00	0.00
30/06/2022	Distribution - Tax Statement	0.00	3.64	0.00	3.64
30/06/2022	Distribution - Tax Statement	0.00	3.79	0.00	7.43
30/06/2022	Distribution - Tax Statement	0.00	4.65	0.00	12.08
30/06/2022	Closing Balance	0.00	0.00	0.00	12.08
Other Assets - Current Tax Assets / Foreign Tax Credits / 3M Co					
01/07/2021	Opening Balance	0.00	0.00	0.00	0.00
13/09/2021	MMM Dividend	0.00	5.12	0.00	5.12
13/12/2021	MMM Dividend	0.00	5.24	0.00	10.36
15/03/2022	MMM Dividend	0.00	5.27	0.00	15.63
14/06/2022	MMM Dividend (Pay Ref 1331048373)	0.00	5.42	0.00	21.05
30/06/2022	Closing Balance	0.00	0.00	0.00	21.05
Other Assets - Current Tax Assets / Foreign Tax Credits / ABB Ltd.					
01/07/2021	Opening Balance	0.00	0.00	0.00	0.00
30/03/2022	ABBN Dividend	0.00	34.85	0.00	34.85
30/06/2022	Closing Balance	0.00	0.00	0.00	34.85
Other Assets - Current Tax Assets / Foreign Tax Credits / Activision Blizzard Inc					
01/07/2021	Opening Balance	0.00	0.00	0.00	0.00

Date	Description	Quantity	Debits	Credits	Balance
09/05/2022	ATVI Dividend	0.00	2.57	0.00	2.57
30/06/2022	Closing Balance	0.00	0.00	0.00	2.57
Other Assets - Current Tax Assets / Foreign Tax Credits / Amada Holdings Co.Ltd					
01/07/2021	Opening Balance	0.00	0.00	0.00	0.00
07/12/2021	6113 Dividend	0.00	4.29	0.00	4.29
29/06/2022	6113 Dividend (Pay Ref 1331280789)	0.00	2.86	0.00	7.15
30/06/2022	Closing Balance	0.00	0.00	0.00	7.15
Other Assets - Current Tax Assets / Foreign Tax Credits / American Tower Corp					
01/07/2021	Opening Balance	0.00	0.00	0.00	0.00
15/10/2021	Distribution - Tax Statement	0.00	10.63	0.00	10.63
17/01/2022	Distribution - Tax Statement	0.00	11.36	0.00	21.99
29/04/2022	Distribution - Tax Statement	0.00	6.74	0.00	28.73
30/06/2022	Closing Balance	0.00	0.00	0.00	28.73
Other Assets - Current Tax Assets / Foreign Tax Credits / Amgen Inc					
01/07/2021	Opening Balance	0.00	0.00	0.00	0.00
08/09/2021	AMGN Dividend	0.00	3.93	0.00	3.93
30/06/2022	Closing Balance	0.00	0.00	0.00	3.93
Other Assets - Current Tax Assets / Foreign Tax Credits / Apple Inc					
01/07/2021	Opening Balance	0.00	0.00	0.00	0.00
12/08/2021	AAPL Dividend	0.00	3.00	0.00	3.00

Date	Description	Quantity	Debits	Credits	Balance
15/11/2021	AAPL Dividend	0.00	3.01	0.00	6.01
11/02/2022	AAPL Dividend	0.00	2.17	0.00	8.18
17/05/2022	AAPL Dividend	0.00	2.08	0.00	10.26
30/06/2022	Closing Balance	0.00	0.00	0.00	10.26
Other Assets - Current Tax Assets / Foreign Tax Credits / Applied Materials Inc					
01/07/2021	Opening Balance	0.00	0.00	0.00	0.00
16/09/2021	AMAT Dividend	0.00	1.47	0.00	1.47
16/12/2021	AMAT Dividend	0.00	1.50	0.00	2.97
16/03/2022	AMAT Dividend	0.00	0.94	0.00	3.91
16/06/2022	AMAT 37.1482C	0.00	1.05	0.00	4.96
30/06/2022	Closing Balance	0.00	0.00	0.00	4.96
Other Assets - Current Tax Assets / Foreign Tax Credits / Assicurazioni Generali SPA					
01/07/2021	Opening Balance	0.00	0.00	0.00	0.00
27/05/2022	G Dividend	0.00	54.97	0.00	54.97
30/06/2022	Closing Balance	0.00	0.00	0.00	54.97
Other Assets - Current Tax Assets / Foreign Tax Credits / Astellas Pharma Inc					
01/07/2021	Opening Balance	0.00	0.00	0.00	0.00
01/12/2021	4503 Dividend	0.00	5.00	0.00	5.00
01/06/2022	4503 Dividend	0.00	3.09	0.00	8.09
30/06/2022	Closing Balance	0.00	0.00	0.00	8.09

Date	Description	Quantity	Debits	Credits	Balance
Other Assets - Current Tax Assets / Foreign Tax Credits / Bristol-Myers Squibb Co					
01/07/2021	Opening Balance	0.00	0.00	0.00	0.00
02/08/2021	BMY Dividend	0.00	6.80	0.00	6.80
02/11/2021	BMY Dividend	0.00	6.66	0.00	13.46
02/02/2022	BMY Dividend	0.00	6.58	0.00	20.04
03/05/2022	BMY Dividend	0.00	4.92	0.00	24.96
30/06/2022	Closing Balance	0.00	0.00	0.00	24.96
Other Assets - Current Tax Assets / Foreign Tax Credits / CDW Corp (New)					
01/07/2021	Opening Balance	0.00	0.00	0.00	0.00
10/09/2021	CDW Dividend (Pay Ref 1331048373)	0.00	1.05	0.00	1.05
10/12/2021	CDW Dividend	0.00	1.35	0.00	2.40
10/03/2022	CDW Dividend	0.00	0.82	0.00	3.22
10/06/2022	CDW 70.2149C	0.00	0.84	0.00	4.06
30/06/2022	Closing Balance	0.00	0.00	0.00	4.06
Other Assets - Current Tax Assets / Foreign Tax Credits / Cisco Systems Inc					
01/07/2021	Opening Balance	0.00	0.00	0.00	0.00
28/07/2021	CSCO Dividend	0.00	5.94	0.00	5.94
27/10/2021	CSCO Dividend	0.00	2.73	0.00	8.67
27/01/2022	CSCO Dividend	0.00	2.55	0.00	11.22
28/04/2022	CSCO Dividend	0.00	2.04	0.00	13.26

Date	Description	Quantity	Debits	Credits	Balance
30/06/2022	Closing Balance	0.00	0.00	0.00	13.26
Other Assets - Current Tax Assets / Foreign Tax Credits / Citizens Financial Group Inc					
01/07/2021	Opening Balance	0.00	0.00	0.00	0.00
13/08/2021	CFG Dividend	0.00	13.21	0.00	13.21
12/11/2021	CFG Dividend	0.00	9.29	0.00	22.50
14/02/2022	CFG Dividend	0.00	11.05	0.00	33.55
18/05/2022	CFG Dividend	0.00	5.73	0.00	39.28
30/06/2022	Closing Balance	0.00	0.00	0.00	39.28
Other Assets - Current Tax Assets / Foreign Tax Credits / Cognizant Technology Solutions Corp					
01/07/2021	Opening Balance	0.00	0.00	0.00	0.00
31/08/2021	CTSH Dividend	0.00	2.36	0.00	2.36
30/11/2021	CTSH Dividend	0.00	2.44	0.00	4.80
01/03/2022	CTSH Dividend	0.00	1.66	0.00	6.46
31/05/2022	CTSH Dividend	0.00	2.07	0.00	8.53
30/06/2022	Closing Balance	0.00	0.00	0.00	8.53
Other Assets - Current Tax Assets / Foreign Tax Credits / Daito Trust Construction Co Ltd					
01/07/2021	Opening Balance	0.00	0.00	0.00	0.00
19/11/2021	Distribution - Tax Statement	0.00	5.04	0.00	5.04
30/06/2022	Closing Balance	0.00	0.00	0.00	5.04
Other Assets - Current Tax Assets / Foreign Tax Credits / eBay Inc					

Date	Description	Quantity	Debits	Credits	Balance
01/07/2021	Opening Balance	0.00	0.00	0.00	0.00
17/09/2021	EBAY Dividend	0.00	2.20	0.00	2.20
17/12/2021	EBAY Dividend	0.00	2.27	0.00	4.47
18/03/2022	EBAY Dividend	0.00	2.28	0.00	6.75
17/06/2022	EBAY 31.3748C	0.00	2.11	0.00	8.86
30/06/2022	Closing Balance	0.00	0.00	0.00	8.86
Other Assets - Current Tax Assets / Foreign Tax Credits / EDP-Energias de Portugal SA					
01/07/2021	Opening Balance	0.00	0.00	0.00	0.00
28/04/2022	EDP Dividend	0.00	36.12	0.00	36.12
30/06/2022	Closing Balance	0.00	0.00	0.00	36.12
Other Assets - Current Tax Assets / Foreign Tax Credits / Endesa SA					
01/07/2021	Opening Balance	0.00	0.00	0.00	0.00
01/07/2021	ELE Dividend	0.00	45.67	0.00	45.67
04/01/2022	ELE Dividend	0.00	15.14	0.00	60.81
30/06/2022	Closing Balance	0.00	0.00	0.00	60.81
Other Assets - Current Tax Assets / Foreign Tax Credits / ENGIE SA					
01/07/2021	Opening Balance	0.00	0.00	0.00	0.00
27/04/2022	ENGI Dividend	0.00	45.02	0.00	45.02
30/06/2022	Closing Balance	0.00	0.00	0.00	45.02
Other Assets - Current Tax Assets / Foreign Tax Credits / Hitachi Ltd					

Date	Description	Quantity	Debits	Credits	Balance
01/07/2021	Opening Balance	0.00	0.00	0.00	0.00
29/11/2021	6501 Dividend	0.00	8.02	0.00	8.02
02/06/2022	6501 Dividend	0.00	4.66	0.00	12.68
30/06/2022	Closing Balance	0.00	0.00	0.00	12.68
Other Assets - Current Tax Assets / Foreign Tax Credits / HOYA CORP					
01/07/2021	Opening Balance	0.00	0.00	0.00	0.00
30/11/2021	7741 Dividend	0.00	0.55	0.00	0.55
01/06/2022	7741 Dividend	0.00	0.56	0.00	1.11
30/06/2022	Closing Balance	0.00	0.00	0.00	1.11
Other Assets - Current Tax Assets / Foreign Tax Credits / Illinois Tool Works Inc					
01/07/2021	Opening Balance	0.00	0.00	0.00	0.00
15/07/2021	ITW Dividend	0.00	4.42	0.00	4.42
14/10/2021	ITW Dividend	0.00	4.80	0.00	9.22
17/01/2022	ITW Dividend	0.00	4.52	0.00	13.74
14/04/2022	ITW Dividend	0.00	3.64	0.00	17.38
30/06/2022	Closing Balance	0.00	0.00	0.00	17.38
Other Assets - Current Tax Assets / Foreign Tax Credits / Intel Corp					
01/07/2021	Opening Balance	0.00	0.00	0.00	0.00
01/09/2021	INTC Dividend	0.00	5.66	0.00	5.66
01/12/2021	INTC Dividend	0.00	3.08	0.00	8.74

Date	Description	Quantity	Debits	Credits	Balance
01/03/2022	INTC Dividend	0.00	1.87	0.00	10.61
30/06/2022	Closing Balance	0.00	0.00	0.00	10.61
Other Assets - Current Tax Assets / Foreign Tax Credits / JM Smucker Co					
01/07/2021	Opening Balance	0.00	0.00	0.00	0.00
01/09/2021	SJM Dividend	0.00	8.49	0.00	8.49
01/12/2021	SJM Dividend	0.00	8.36	0.00	16.85
02/03/2022	SJM Dividend	0.00	5.51	0.00	22.36
02/06/2022	SJM Dividend	0.00	6.72	0.00	29.08
30/06/2022	Closing Balance	0.00	0.00	0.00	29.08
Other Assets - Current Tax Assets / Foreign Tax Credits / Johnson & Johnson					
01/07/2021	Opening Balance	0.00	0.00	0.00	0.00
07/09/2021	JNJ Dividend	0.00	7.24	0.00	7.24
07/12/2021	JNJ Dividend	0.00	5.54	0.00	12.78
08/03/2022	JNJ Dividend	0.00	3.47	0.00	16.25
07/06/2022	JNJ 157.4474C	0.00	4.47	0.00	20.72
30/06/2022	Closing Balance	0.00	0.00	0.00	20.72
Other Assets - Current Tax Assets / Foreign Tax Credits / JPMorgan Chase & Co					
01/07/2021	Opening Balance	0.00	0.00	0.00	0.00
02/08/2021	JPM Dividend	0.00	6.59	0.00	6.59
01/11/2021	JPM Dividend	0.00	4.79	0.00	11.38

Date	Description	Quantity	Debits	Credits	Balance
31/01/2022	JPM Dividend	0.00	4.66	0.00	16.04
02/05/2022	JPM Dividend	0.00	4.08	0.00	20.12
30/06/2022	Closing Balance	0.00	0.00	0.00	20.12
Other Assets - Current Tax Assets / Foreign Tax Credits / KDDI CORP					
01/07/2021	Opening Balance	0.00	0.00	0.00	0.00
01/12/2021	9433 Dividend	0.00	14.73	0.00	14.73
23/06/2022	9433 Dividend (Pay Ref 1331048373)	0.00	9.57	0.00	24.30
30/06/2022	Closing Balance	0.00	0.00	0.00	24.30
Other Assets - Current Tax Assets / Foreign Tax Credits / Kimberly-Clark Corp					
01/07/2021	Opening Balance	0.00	0.00	0.00	0.00
02/07/2021	KMB Dividend	0.00	9.40	0.00	9.40
30/06/2022	Closing Balance	0.00	0.00	0.00	9.40
Other Assets - Current Tax Assets / Foreign Tax Credits / Kirin Holdings Co., Ltd.					
01/07/2021	Opening Balance	0.00	0.00	0.00	0.00
03/09/2021	2503 Dividend	0.00	2.69	0.00	2.69
30/06/2022	Closing Balance	0.00	0.00	0.00	2.69
Other Assets - Current Tax Assets / Foreign Tax Credits / Koninklijke Ahold Delhaize N.V.					
01/07/2021	Opening Balance	0.00	0.00	0.00	0.00
02/09/2021	AD Dividend	0.00	17.18	0.00	17.18
28/04/2022	AD Dividend	0.00	15.49	0.00	32.67

Date	Description	Quantity	Debits	Credits	Balance
30/06/2022	Closing Balance	0.00	0.00	0.00	32.67
Other Assets - Current Tax Assets / Foreign Tax Credits / L3Harris Technologies Inc					
01/07/2021	Opening Balance	0.00	0.00	0.00	0.00
25/03/2022	LHX Dividend	0.00	2.24	0.00	2.24
17/06/2022	LHX 159.7262C	0.00	2.41	0.00	4.65
30/06/2022	Closing Balance	0.00	0.00	0.00	4.65
Other Assets - Current Tax Assets / Foreign Tax Credits / Merck & Co Inc					
01/07/2021	Opening Balance	0.00	0.00	0.00	0.00
07/07/2021	MRK Dividend	0.00	7.34	0.00	7.34
07/10/2021	MRK Dividend	0.00	7.56	0.00	14.90
07/01/2022	MRK Dividend	0.00	7.28	0.00	22.18
08/04/2022	MRK Dividend	0.00	4.11	0.00	26.29
30/06/2022	Closing Balance	0.00	0.00	0.00	26.29
Other Assets - Current Tax Assets / Foreign Tax Credits / Michelin (CGDE)-B - Registered Shares					
01/07/2021	Opening Balance	0.00	0.00	0.00	0.00
19/05/2022	ML Dividend	0.00	28.72	0.00	28.72
30/06/2022	Closing Balance	0.00	0.00	0.00	28.72
Other Assets - Current Tax Assets / Foreign Tax Credits / Microsoft Corp					
01/07/2021	Opening Balance	0.00	0.00	0.00	0.00
09/09/2021	MSFT Dividend	0.00	8.30	0.00	8.30

Date	Description	Quantity	Debits	Credits	Balance
09/12/2021	MSFT Dividend	0.00	8.19	0.00	16.49
10/03/2022	MSFT Dividend	0.00	5.31	0.00	21.80
09/06/2022	MSFT Dividend (Pay Ref 1331048373)	0.00	6.23	0.00	28.03
30/06/2022	Closing Balance	0.00	0.00	0.00	28.03
Other Assets - Current Tax Assets / Foreign Tax Credits / Moncler SPA					
01/07/2021	Opening Balance	0.00	0.00	0.00	0.00
07/06/2022	MONC Dividend (Pay Ref 1331048373)	0.00	4.97	0.00	4.97
30/06/2022	Closing Balance	0.00	0.00	0.00	4.97
Other Assets - Current Tax Assets / Foreign Tax Credits / NetApp Inc					
01/07/2021	Opening Balance	0.00	0.00	0.00	0.00
28/07/2021	NTAP Dividend	0.00	6.61	0.00	6.61
27/10/2021	NTAP Dividend	0.00	6.47	0.00	13.08
27/01/2022	NTAP Dividend	0.00	5.84	0.00	18.92
28/04/2022	NTAP Dividend	0.00	3.93	0.00	22.85
30/06/2022	Closing Balance	0.00	0.00	0.00	22.85
Other Assets - Current Tax Assets / Foreign Tax Credits / Newmont Mining Corp					
01/07/2021	Opening Balance	0.00	0.00	0.00	0.00
23/09/2021	NEM Dividend	0.00	3.29	0.00	3.29
29/12/2021	NEM Dividend	0.00	3.48	0.00	6.77
25/03/2022	NEM Dividend	0.00	2.21	0.00	8.98

Date	Description	Quantity	Debits	Credits	Balance
16/06/2022	NEM Dividend (Pay Ref 1331048373)	0.00	1.68	0.00	10.66
30/06/2022	Closing Balance	0.00	0.00	0.00	10.66
Other Assets - Current Tax Assets / Foreign Tax Credits / Nintendo Co Ltd					
01/07/2021	Opening Balance	0.00	0.00	0.00	0.00
01/12/2021	7974 Dividend	0.00	8.39	0.00	8.39
30/06/2022	7974 Dividend (Pay Ref 1331181472)	0.00	11.34	0.00	19.73
30/06/2022	Closing Balance	0.00	0.00	0.00	19.73
Other Assets - Current Tax Assets / Foreign Tax Credits / Novo Nordisk - Ordinary Shares - Class B					
01/07/2021	Opening Balance	0.00	0.00	0.00	0.00
18/08/2021	NOVO B Dividend	0.00	15.55	0.00	15.55
29/03/2022	NOVO B Dividend	0.00	18.88	0.00	34.43
30/06/2022	Closing Balance	0.00	0.00	0.00	34.43
Other Assets - Current Tax Assets / Foreign Tax Credits / Paychex Inc					
01/07/2021	Opening Balance	0.00	0.00	0.00	0.00
26/08/2021	PAYX Dividend	0.00	9.77	0.00	9.77
29/11/2021	PAYX Dividend	0.00	10.24	0.00	20.01
24/02/2022	PAYX Dividend	0.00	4.69	0.00	24.70
26/05/2022	PAYX Dividend	0.00	6.45	0.00	31.15
30/06/2022	Closing Balance	0.00	0.00	0.00	31.15
Other Assets - Current Tax Assets / Foreign Tax Credits / Public Storage					

Date	Description	Quantity	Debits	Credits	Balance
01/07/2021	Opening Balance	0.00	0.00	0.00	0.00
30/06/2022	Distribution - Tax Statement	0.00	4.80	0.00	4.80
30/06/2022	Distribution - Tax Statement	0.00	5.41	0.00	10.21
30/06/2022	Distribution - Tax Statement	0.00	5.62	0.00	15.83
30/06/2022	Closing Balance	0.00	0.00	0.00	15.83
Other Assets - Current Tax Assets / Foreign Tax Credits / Recordati SpA					
01/07/2021	Opening Balance	0.00	0.00	0.00	0.00
24/11/2021	REC Dividend	0.00	10.06	0.00	10.06
25/05/2022	REC Dividend	0.00	6.47	0.00	16.53
30/06/2022	Closing Balance	0.00	0.00	0.00	16.53
Other Assets - Current Tax Assets / Foreign Tax Credits / Robert Half International Inc					
01/07/2021	Opening Balance	0.00	0.00	0.00	0.00
15/09/2021	RHI Dividend	0.00	4.34	0.00	4.34
15/12/2021	RHI Dividend	0.00	4.22	0.00	8.56
15/03/2022	RHI Dividend	0.00	3.22	0.00	11.78
15/06/2022	RHI Dividend (Pay Ref 1331048373)	0.00	3.77	0.00	15.55
30/06/2022	Closing Balance	0.00	0.00	0.00	15.55
Other Assets - Current Tax Assets / Foreign Tax Credits / Roche Holding AG					
01/07/2021	Opening Balance	0.00	0.00	0.00	0.00
21/03/2022	ROG Dividend	0.00	28.98	0.00	28.98

Date	Description	Quantity	Debits	Credits	Balance
30/06/2022	Closing Balance	0.00	0.00	0.00	28.98
Other Assets - Current Tax Assets / Foreign Tax Credits / Sanofi SA					
01/07/2021	Opening Balance	0.00	0.00	0.00	0.00
10/05/2022	Investment Income	0.00	6.65	0.00	6.65
10/05/2022	SAN Dividend	0.00	35.57	0.00	42.22
30/06/2022	Closing Balance	0.00	0.00	0.00	42.22
Other Assets - Current Tax Assets / Foreign Tax Credits / Schneider Electric SE					
01/07/2021	Opening Balance	0.00	0.00	0.00	0.00
19/05/2022	SU Dividend	0.00	19.61	0.00	19.61
30/06/2022	Closing Balance	0.00	0.00	0.00	19.61
Other Assets - Current Tax Assets / Foreign Tax Credits / SONY CORP					
01/07/2021	Opening Balance	0.00	0.00	0.00	0.00
01/12/2021	6758 Dividend	0.00	1.55	0.00	1.55
03/06/2022	6758 Dividend	0.00	1.11	0.00	2.66
30/06/2022	Closing Balance	0.00	0.00	0.00	2.66
Other Assets - Current Tax Assets / Foreign Tax Credits / Sundrug Co Ltd					
01/07/2021	Opening Balance	0.00	0.00	0.00	0.00
06/12/2021	9989 Dividend	0.00	4.96	0.00	4.96
30/06/2022	Closing Balance	0.00	0.00	0.00	4.96
Other Assets - Current Tax Assets / Foreign Tax Credits / Taisei Corporation					

Date	Description	Quantity	Debits	Credits	Balance
01/07/2021	Opening Balance	0.00	0.00	0.00	0.00
02/12/2021	1801 Dividend	0.00	2.02	0.00	2.02
29/06/2022	1801 Dividend (Pay Ref 1331280789)	0.00	1.73	0.00	3.75
30/06/2022	Closing Balance	0.00	0.00	0.00	3.75
Other Assets - Current Tax Assets / Foreign Tax Credits / Telenor ASA					
01/07/2021	Opening Balance	0.00	0.00	0.00	0.00
20/10/2021	TEL Dividend	0.00	53.28	0.00	53.28
24/05/2022	TEL Dividend	0.00	42.09	0.00	95.37
30/06/2022	Closing Balance	0.00	0.00	0.00	95.37
Other Assets - Current Tax Assets / Foreign Tax Credits / Vinci SA					
01/07/2021	Opening Balance	0.00	0.00	0.00	0.00
18/11/2021	DG Dividend	0.00	3.22	0.00	3.22
28/04/2022	DG Dividend	0.00	9.17	0.00	12.39
30/06/2022	Closing Balance	0.00	0.00	0.00	12.39
Other Assets - Current Tax Assets / Foreign Tax Credits / Visa Inc - Ordinary Shares - Class A					
01/07/2021	Opening Balance	0.00	0.00	0.00	0.00
01/09/2021	V Dividend	0.00	1.96	0.00	1.96
07/12/2021	V Dividend	0.00	2.37	0.00	4.33
02/03/2022	V Dividend	0.00	1.47	0.00	5.80
07/06/2022	V Dividend (Pay Ref 1331048373)	0.00	1.78	0.00	7.58

Date	Description	Quantity	Debits	Credits	Balance
30/06/2022	Closing Balance	0.00	0.00	0.00	7.58
Other Assets - Current Tax Assets / Foreign Tax Credits / Zoetis Inc					
01/07/2021	Opening Balance	0.00	0.00	0.00	0.00
01/09/2021	ZTS Dividend	0.00	0.31	0.00	0.31
01/12/2021	ZTS Dividend	0.00	0.51	0.00	0.82
02/03/2022	ZTS Dividend	0.00	0.54	0.00	1.36
01/06/2022	ZTS Dividend	0.00	0.34	0.00	1.70
30/06/2022	Closing Balance	0.00	0.00	0.00	1.70
Other Assets - Current Tax Assets / Excessive Foreign Tax Credit Writeoff					
01/07/2021	Opening Balance	0.00	0.00	0.00	0.00
30/06/2022	Excessive foreign tax credit written off	0.00	0.00	1,099.92	1,099.92
30/06/2022	Closing Balance	0.00	0.00	0.00	1,099.92
Other Creditors and Accruals / Accountancy Fee					
01/07/2021	Opening Balance	0.00	0.00	0.00	0.00
31/12/2021	TRANSACT FUNDS TFR TO AMBRISH BHARDWAJ	0.00	0.00	660.00	660.00
31/12/2021	TRANSACT FUNDS TFR TO AMBRISH BHARDWAJ	0.00	660.00	0.00	0.00
30/06/2022	Closing Balance	0.00	0.00	0.00	0.00
Other Creditors and Accruals / Auditor Fee					
01/07/2021	Opening Balance	0.00	0.00	0.00	0.00

Date	Description	Quantity	Debits	Credits	Balance
31/12/2021	TRANSACT FUNDS TFR TO ALBERT NG	0.00	0.00	440.00	440.00
31/12/2021	TRANSACT FUNDS TFR TO ALBERT NG	0.00	440.00	0.00	0.00
30/06/2022	Closing Balance	0.00	0.00	0.00	0.00
Other Creditors and Accruals / Bank Fees / Cash At Bank / Vanguard Cash Account					
01/07/2021	Opening Balance	0.00	0.00	0.00	0.00
02/07/2021	Account Fee	0.00	0.00	7.97	7.97
02/07/2021	Account Fee	0.00	0.00	31.10	39.07
02/07/2021	Account Fee	0.00	7.97	0.00	31.10
02/07/2021	Account Fee	0.00	31.10	0.00	0.00
30/06/2022	Closing Balance	0.00	0.00	0.00	0.00
Other Creditors and Accruals / Fund Administration Fee					
01/07/2021	Opening Balance	0.00	0.00	0.00	0.00
07/04/2022	SUPERCENTRAL SUPERCENT 00175396	0.00	0.00	137.50	137.50
07/04/2022	SUPERCENTRAL SUPERCENT 00175396	0.00	137.50	0.00	0.00
30/06/2022	Closing Balance	0.00	0.00	0.00	0.00
Other Creditors and Accruals / Investment Management Fee					
01/07/2021	Opening Balance	0.00	0.00	0.00	0.00
07/07/2021	Non advice Fees for the month ended 30 Jun 2021	0.00	0.00	677.67	677.67
07/07/2021	Non advice Fees for the month ended 30 Jun 2021	0.00	677.67	0.00	0.00

Date	Description	Quantity	Debits	Credits	Balance
09/08/2021	Non advice Fees for the month ended 31 Jul 2021	0.00	0.00	709.60	709.60
09/08/2021	Non advice Fees for the month ended 31 Jul 2021	0.00	709.60	0.00	0.00
07/09/2021	Non advice Fees for the month ended 31 Aug 2021	0.00	0.00	726.72	726.72
07/09/2021	Non advice Fees for the month ended 31 Aug 2021	0.00	726.72	0.00	0.00
07/10/2021	Non advice Fees for the month ended 30 Sep 2021	0.00	0.00	714.42	714.42
07/10/2021	Non advice Fees for the month ended 30 Sep 2021	0.00	714.42	0.00	0.00
09/11/2021	Non advice Fees for the month ended 31 Oct 2021	0.00	0.00	722.57	722.57
09/11/2021	Non advice Fees for the month ended 31 Oct 2021	0.00	722.57	0.00	0.00
09/12/2021	Non advice Fees for the month ended 30 Nov 2021	0.00	0.00	712.38	712.38
09/12/2021	Non advice Fees for the month ended 30 Nov 2021	0.00	712.38	0.00	0.00
11/01/2022	Non advice Fees for the month ended 31 Dec 2021	0.00	0.00	695.36	695.36
11/01/2022	Non advice Fees for the month ended 31 Dec 2021	0.00	695.36	0.00	0.00
08/02/2022	Non advice Fees for the month ended 31 Jan 2022	0.00	0.00	686.25	686.25
08/02/2022	Non advice Fees for the month ended 31 Jan 2022	0.00	686.25	0.00	0.00

Date	Description	Quantity	Debits	Credits	Balance
09/03/2022	"Non advice Fees for the month ended 28 Feb 2022	0.00	0.00	623.26	623.26
09/03/2022	"Non advice Fees for the month ended 28 Feb 2022	0.00	623.26	0.00	0.00
08/04/2022	Non advice Fees for the month ended 31 Mar 2022	0.00	0.00	650.44	650.44
08/04/2022	Non advice Fees for the month ended 31 Mar 2022	0.00	650.44	0.00	0.00
09/05/2022	Non advice Fees for the month ended 30 Apr 2022	0.00	0.00	634.07	634.07
09/05/2022	Non advice Fees for the month ended 30 Apr 2022	0.00	634.07	0.00	0.00
07/06/2022	Non advice Fees charged on closure of account	0.00	0.00	130.07	130.07
07/06/2022	Non advice Fees charged on closure of account	0.00	130.07	0.00	0.00
08/06/2022	Non advice Fees for the month ended 31 May 2022	0.00	0.00	636.20	636.20
08/06/2022	Non advice Fees for the month ended 31 May 2022	0.00	636.20	0.00	0.00
30/06/2022	Closing Balance	0.00	0.00	0.00	0.00
Income Tax Suspense					
01/07/2021	Opening Balance	0.00	0.00	0.00	0.00
10/01/2022	ATO ATO007000015681609	0.00	0.00	2,291.67	2,291.67
10/01/2022	ATO ATO007000015681609	0.00	2,291.67	0.00	0.00
30/06/2022	Closing Balance	0.00	0.00	0.00	0.00

Date	Description	Quantity	Debits	Credits	Balance
Fund Suspense / Macquarie CMA					
01/07/2021	Opening Balance	0.00	0.00	0.00	0.00
02/07/2021	TRANSACT FUNDS TFR TO WOODHILL SUPER FUN	0.00	0.00	40,000.00	40,000.00
02/07/2021	TRANSACT FUNDS TFR TO WOODHILL SUPER FUN	0.00	40,000.00	0.00	0.00
09/07/2021	PP TO CBA IM & SE WOODHILL	0.00	0.00	2,210.00	2,210.00
09/07/2021	PP TO CBA IM & SE WOODHILL	0.00	2,210.00	0.00	0.00
10/08/2021	PP TO CBA IM & SE WOODHILL	0.00	0.00	2,210.00	2,210.00
10/08/2021	PP TO CBA IM & SE WOODHILL	0.00	2,210.00	0.00	0.00
10/09/2021	PP TO CBA IM & SE WOODHILL	0.00	0.00	2,210.00	2,210.00
10/09/2021	PP TO CBA IM & SE WOODHILL	0.00	2,210.00	0.00	0.00
08/10/2021	PP TO CBA IM & SE WOODHILL	0.00	0.00	2,210.00	2,210.00
08/10/2021	PP TO CBA IM & SE WOODHILL	0.00	2,210.00	0.00	0.00
10/11/2021	PP TO CBA IM & SE WOODHILL	0.00	0.00	2,210.00	2,210.00
10/11/2021	PP TO CBA IM & SE WOODHILL	0.00	2,210.00	0.00	0.00
30/11/2021	SMA OPERATIONS SMA00365912	0.00	0.00	50,000.00	50,000.00
30/11/2021	SMA OPERATIONS SMA00365912	0.00	50,000.00	0.00	0.00
02/12/2021	Vanguard86436888 656361	0.00	0.00	466.15	466.15
02/12/2021	Vanguard86436888 656361	0.00	466.15	0.00	0.00
10/12/2021	PP TO CBA IM & SE WOODHILL	0.00	0.00	2,210.00	2,210.00

Date	Description	Quantity	Debits	Credits	Balance
10/12/2021	PP TO CBA IM & SE WOODHILL	0.00	2,210.00	0.00	0.00
31/12/2021	TRANSACT FUNDS TFR TO ALBERT NG	0.00	0.00	440.00	440.00
31/12/2021	TRANSACT FUNDS TFR TO ALBERT NG	0.00	440.00	0.00	0.00
31/12/2021	TRANSACT FUNDS TFR TO AMBRISH BHARDWAJ	0.00	0.00	660.00	660.00
31/12/2021	TRANSACT FUNDS TFR TO AMBRISH BHARDWAJ	0.00	660.00	0.00	0.00
10/01/2022	ATO ATO007000015681609	0.00	0.00	2,291.67	2,291.67
10/01/2022	ATO ATO007000015681609	0.00	2,291.67	0.00	0.00
10/01/2022	PP TO CBA IM & SE WOODHILL	0.00	0.00	2,210.00	2,210.00
10/01/2022	PP TO CBA IM & SE WOODHILL	0.00	2,210.00	0.00	0.00
10/02/2022	PP TO CBA IM & SE WOODHILL	0.00	0.00	2,210.00	2,210.00
10/02/2022	PP TO CBA IM & SE WOODHILL	0.00	2,210.00	0.00	0.00
10/03/2022	PP TO CBA IM & SE WOODHILL	0.00	0.00	2,210.00	2,210.00
10/03/2022	PP TO CBA IM & SE WOODHILL	0.00	2,210.00	0.00	0.00
07/04/2022	SUPERCENTRAL SUPERCENT 00175396	0.00	0.00	137.50	137.50
07/04/2022	SUPERCENTRAL SUPERCENT 00175396	0.00	137.50	0.00	0.00
08/04/2022	PP TO CBA IM & SE WOODHILL	0.00	0.00	2,210.00	2,210.00
08/04/2022	PP TO CBA IM & SE WOODHILL	0.00	2,210.00	0.00	0.00
10/05/2022	PP TO CBA IM & SE WOODHILL	0.00	0.00	2,210.00	2,210.00
10/05/2022	PP TO CBA IM & SE WOODHILL	0.00	2,210.00	0.00	0.00

Date	Description	Quantity	Debits	Credits	Balance
10/06/2022	PP TO CBA IM & SE WOODHILL	0.00	0.00	2,210.00	2,210.00
10/06/2022	PP TO CBA IM & SE WOODHILL	0.00	2,210.00	0.00	0.00
10/06/2022	SMA OPERATIONS SMA00365912	0.00	0.00	806,252.37	806,252.37
10/06/2022	SMA OPERATIONS SMA00365912	0.00	806,252.37	0.00	0.00
30/06/2022	MACQUARIE CMA INTEREST PAID*	0.00	0.00	84.56	84.56
30/06/2022	MACQUARIE CMA INTEREST PAID*	0.00	84.56	0.00	0.00
30/06/2022	Closing Balance	0.00	0.00	0.00	0.00
Fund Suspense / Pending Withdrawal Account					
01/07/2021	Opening Balance	0.00	0.00	0.00	0.00
03/11/2021	Application Money on 23 ALLR	0.00	0.00	962.55	962.55
08/11/2021	Application Money on 23 ALLR	0.00	962.55	0.00	0.00
08/11/2021	Payment of Application Money on 23 ALLR	0.00	0.00	962.55	962.55
08/11/2021	Payment of Application Money on 23 ALLR	0.00	962.55	0.00	0.00
26/11/2021	(Withdrawal)Transfer from Cash Account in preparation for payment once the sale of securities has settled (Pay Ref 1319027691)	0.00	0.00	50,000.00	50,000.00
30/11/2021	(Withdrawal)Transfer from Cash Account in preparation for payment once the sale of securities has settled (Pay Ref 1319027691)	0.00	50,000.00	0.00	0.00
30/11/2021	Transfer to Main Cash account to fund payment (Pay Ref 1319027691)	0.00	0.00	50,000.00	50,000.00
30/11/2021	Transfer to Main Cash account to fund payment (Pay Ref 1319027691)	0.00	50,000.00	0.00	0.00

Date	Description	Quantity	Debits	Credits	Balance
07/06/2022	(Dividend) Transfer from Cash Account in preparation for payment on 01/07/2022 (Pay Ref 1331048373)	0.00	0.00	10.13	10.13
07/06/2022	(Dividend) Transfer from Cash Account in preparation for payment on 01/07/2022 (Pay Ref 1331048373)	0.00	0.00	14.15	24.28
07/06/2022	(Dividend) Transfer from Cash Account in preparation for payment on 01/07/2022 (Pay Ref 1331048373)	0.00	10.13	0.00	14.15
07/06/2022	(Dividend) Transfer from Cash Account in preparation for payment on 01/07/2022 (Pay Ref 1331048373)	0.00	14.15	0.00	0.00
08/06/2022	(Dividend) Transfer from Cash Account in preparation for payment on 01/07/2022 (Pay Ref 1331048373)	0.00	0.00	25.29	25.29
08/06/2022	(Dividend) Transfer from Cash Account in preparation for payment on 01/07/2022 (Pay Ref 1331048373)	0.00	25.29	0.00	0.00
09/06/2022	(Dividend) Transfer from Cash Account in preparation for payment on 01/07/2022 (Pay Ref 1331048373)	0.00	0.00	35.29	35.29
09/06/2022	(Dividend) Transfer from Cash Account in preparation for payment on 01/07/2022 (Pay Ref 1331048373)	0.00	35.29	0.00	0.00
10/06/2022	(Closure Payout) transfer from cash account in preparation for payment (Pay Ref 1329728715)	0.00	0.00	806,252.37	806,252.37
10/06/2022	(Closure Payout) transfer from cash account in preparation for payment (Pay Ref 1329728715)	0.00	806,252.37	0.00	0.00
10/06/2022	(Dividend) Transfer from Cash Account in preparation for payment on 01/07/2022 (Pay Ref 1331048373)	0.00	0.00	4.73	4.73

Date	Description	Quantity	Debits	Credits	Balance
10/06/2022	(Dividend) Transfer from Cash Account in preparation for payment on 01/07/2022 (Pay Ref 1331048373)	0.00	4.73	0.00	0.00
10/06/2022	Transfer to Main Cash account to fund payment (Pay Ref 1329728715)	0.00	0.00	806,252.37	806,252.37
10/06/2022	Transfer to Main Cash account to fund payment (Pay Ref 1329728715)	0.00	806,252.37	0.00	0.00
14/06/2022	(Dividend) Transfer from Cash Account in preparation for payment on 01/07/2022 (Pay Ref 1331048373)	0.00	0.00	30.70	30.70
14/06/2022	(Dividend) Transfer from Cash Account in preparation for payment on 01/07/2022 (Pay Ref 1331048373)	0.00	30.70	0.00	0.00
15/06/2022	(Dividend) Transfer from Cash Account in preparation for payment on 01/07/2022 (Pay Ref 1331048373)	0.00	0.00	21.35	21.35
15/06/2022	(Dividend) Transfer from Cash Account in preparation for payment on 01/07/2022 (Pay Ref 1331048373)	0.00	21.35	0.00	0.00
16/06/2022	(Dividend) Transfer from Cash Account in preparation for payment on 01/07/2022 (Pay Ref 1331048373)	0.00	0.00	5.96	5.96
16/06/2022	(Dividend) Transfer from Cash Account in preparation for payment on 01/07/2022 (Pay Ref 1331048373)	0.00	0.00	9.57	15.53
16/06/2022	(Dividend) Transfer from Cash Account in preparation for payment on 01/07/2022 (Pay Ref 1331048373)	0.00	0.00	53.15	68.68
16/06/2022	(Dividend) Transfer from Cash Account in preparation for payment on 01/07/2022 (Pay Ref 1331048373)	0.00	5.96	0.00	62.72
16/06/2022	(Dividend) Transfer from Cash Account in preparation for payment on 01/07/2022 (Pay Ref 1331048373)	0.00	9.57	0.00	53.15

Date	Description	Quantity	Debits	Credits	Balance
16/06/2022	(Dividend) Transfer from Cash Account in preparation for payment on 01/07/2022 (Pay Ref 1331048373)	0.00	53.15	0.00	0.00
17/06/2022	(Dividend) Transfer from Cash Account in preparation for payment on 01/07/2022 (Pay Ref 1331048373)	0.00	0.00	26.40	26.40
17/06/2022	(Dividend) Transfer from Cash Account in preparation for payment on 01/07/2022 (Pay Ref 1331048373)	0.00	0.00	40.29	66.69
17/06/2022	(Dividend) Transfer from Cash Account in preparation for payment on 01/07/2022 (Pay Ref 1331048373)	0.00	26.40	0.00	40.29
17/06/2022	(Dividend) Transfer from Cash Account in preparation for payment on 01/07/2022 (Pay Ref 1331048373)	0.00	40.29	0.00	0.00
20/06/2022	(Dividend) Transfer from Cash Account in preparation for payment on 01/07/2022 (Pay Ref 1331048373)	0.00	0.00	12.00	12.00
20/06/2022	(Dividend) Transfer from Cash Account in preparation for payment on 01/07/2022 (Pay Ref 1331048373)	0.00	0.00	13.67	25.67
20/06/2022	(Dividend) Transfer from Cash Account in preparation for payment on 01/07/2022 (Pay Ref 1331048373)	0.00	12.00	0.00	13.67
20/06/2022	(Dividend) Transfer from Cash Account in preparation for payment on 01/07/2022 (Pay Ref 1331048373)	0.00	13.67	0.00	0.00
23/06/2022	(Dividend) Transfer from Cash Account in preparation for payment on 01/07/2022 (Pay Ref 1331048373)	0.00	0.00	86.15	86.15
23/06/2022	(Dividend) Transfer from Cash Account in preparation for payment on 01/07/2022 (Pay Ref 1331048373)	0.00	86.15	0.00	0.00

Date	Description	Quantity	Debits	Credits	Balance
24/06/2022	(Dividend) Transfer from Cash Account in preparation for payment on 01/07/2022 (Pay Ref 1331048373)	0.00	0.00	300.12	300.12
24/06/2022	(Dividend) Transfer from Cash Account in preparation for payment on 01/07/2022 (Pay Ref 1331048373)	0.00	300.12	0.00	0.00
29/06/2022	(Dividend) Transfer from Cash Account in preparation for payment on 01/07/2022 (Pay Ref 1331280789)	0.00	0.00	15.54	15.54
29/06/2022	(Dividend) Transfer from Cash Account in preparation for payment on 01/07/2022 (Pay Ref 1331280789)	0.00	0.00	25.68	41.22
29/06/2022	(Dividend) Transfer from Cash Account in preparation for payment on 01/07/2022 (Pay Ref 1331280789)	0.00	15.54	0.00	25.68
29/06/2022	(Dividend) Transfer from Cash Account in preparation for payment on 01/07/2022 (Pay Ref 1331280789)	0.00	25.68	0.00	0.00
30/06/2022	(Dividend) Transfer from Cash Account in preparation for payment on 01/07/2022 (Pay Ref 1331181472)	0.00	0.00	102.00	102.00
30/06/2022	(Dividend) Transfer from Cash Account in preparation for payment on 01/07/2022 (Pay Ref 1331181472)	0.00	102.00	0.00	0.00
30/06/2022	Closing Balance	0.00	0.00	0.00	0.00
Fund Suspense / Praemium Cash Account					
01/07/2021	Opening Balance	0.00	0.00	0.00	0.00
01/07/2021	ELE Dividend	0.00	0.00	194.73	194.73
01/07/2021	ELE Dividend	0.00	194.73	0.00	0.00
01/07/2021	Monthly Interest	0.00	0.00	3.23	3.23

Date	Description	Quantity	Debits	Credits	Balance
01/07/2021	Monthly Interest	0.00	3.23	0.00	0.00
02/07/2021	ALL Dividend	0.00	0.00	109.20	109.20
02/07/2021	ALL Dividend	0.00	109.20	0.00	0.00
02/07/2021	KMB Dividend	0.00	0.00	53.23	53.23
02/07/2021	KMB Dividend	0.00	53.23	0.00	0.00
07/07/2021	MRK Dividend	0.00	0.00	41.63	41.63
07/07/2021	MRK Dividend	0.00	41.63	0.00	0.00
07/07/2021	Non advice Fees for the month ended 30 Jun 2021	0.00	0.00	677.67	677.67
07/07/2021	Non advice Fees for the month ended 30 Jun 2021	0.00	677.67	0.00	0.00
09/07/2021	AMT Dividend	0.00	0.00	60.90	60.90
13/07/2021	Net settlement for rebalance 23843 settling on 13/07/2021	0.00	0.00	2,845.61	2,906.51
13/07/2021	Net settlement for rebalance 23843 settling on 13/07/2021	0.00	0.00	3,668.51	6,575.02
13/07/2021	Net settlement for rebalance 23843 settling on 13/07/2021	0.00	838.61	0.00	5,736.41
13/07/2021	Net settlement for rebalance 23843 settling on 13/07/2021	0.00	2,829.90	0.00	2,906.51
13/07/2021	Net settlement for rebalance 23843 settling on 13/07/2021	0.00	2,845.61	0.00	60.90
15/07/2021	GSBM22 Dividend	0.00	0.00	94.87	155.77
15/07/2021	GSBM22 Dividend	0.00	94.87	0.00	60.90

Date	Description	Quantity	Debits	Credits	Balance
15/07/2021	ITW Dividend	0.00	0.00	25.07	85.97
15/07/2021	ITW Dividend	0.00	25.07	0.00	60.90
28/07/2021	CSCO Dividend	0.00	0.00	33.65	94.55
28/07/2021	CSCO Dividend	0.00	33.65	0.00	60.90
28/07/2021	NTAP Dividend	0.00	0.00	37.46	98.36
28/07/2021	NTAP Dividend	0.00	37.46	0.00	60.90
02/08/2021	BMY Dividend	0.00	0.00	38.51	99.41
02/08/2021	BMY Dividend	0.00	38.51	0.00	60.90
02/08/2021	JPM Dividend	0.00	0.00	37.33	98.23
02/08/2021	JPM Dividend	0.00	37.33	0.00	60.90
02/08/2021	Monthly Interest	0.00	0.00	4.92	65.82
02/08/2021	Monthly Interest	0.00	4.92	0.00	60.90
09/08/2021	Non advice Fees for the month ended 31 Jul 2021	0.00	0.00	709.60	770.50
09/08/2021	Non advice Fees for the month ended 31 Jul 2021	0.00	709.60	0.00	60.90
10/08/2021	Net settlement for rebalance 23985 settling on 10/08/2021	0.00	0.00	1,014.45	1,075.35
10/08/2021	Net settlement for rebalance 23985 settling on 10/08/2021	0.00	0.00	2,411.48	3,486.83
10/08/2021	Net settlement for rebalance 23985 settling on 10/08/2021	0.00	0.00	5,851.51	9,338.34
10/08/2021	Net settlement for rebalance 23985 settling on 10/08/2021	0.00	0.00	20,383.99	29,722.33

Date	Description	Quantity	Debits	Credits	Balance
10/08/2021	Net settlement for rebalance 23985 settling on 10/08/2021	0.00	890.17	0.00	28,832.16
10/08/2021	Net settlement for rebalance 23985 settling on 10/08/2021	0.00	934.20	0.00	27,897.96
10/08/2021	Net settlement for rebalance 23985 settling on 10/08/2021	0.00	970.94	0.00	26,927.02
10/08/2021	Net settlement for rebalance 23985 settling on 10/08/2021	0.00	1,239.05	0.00	25,687.97
10/08/2021	Net settlement for rebalance 23985 settling on 10/08/2021	0.00	1,294.64	0.00	24,393.33
10/08/2021	Net settlement for rebalance 23985 settling on 10/08/2021	0.00	1,511.40	0.00	22,881.93
10/08/2021	Net settlement for rebalance 23985 settling on 10/08/2021	0.00	1,592.16	0.00	21,289.77
10/08/2021	Net settlement for rebalance 23985 settling on 10/08/2021	0.00	1,676.20	0.00	19,613.57
10/08/2021	Net settlement for rebalance 23985 settling on 10/08/2021	0.00	2,298.91	0.00	17,314.66
10/08/2021	Net settlement for rebalance 23985 settling on 10/08/2021	0.00	2,752.62	0.00	14,562.04
10/08/2021	Net settlement for rebalance 23985 settling on 10/08/2021	0.00	3,254.99	0.00	11,307.05
10/08/2021	Net settlement for rebalance 23985 settling on 10/08/2021	0.00	3,979.16	0.00	7,327.89
10/08/2021	Net settlement for rebalance 23985 settling on 10/08/2021	0.00	7,266.99	0.00	60.90
12/08/2021	AAPL Dividend	0.00	0.00	16.99	77.89
12/08/2021	AAPL Dividend	0.00	16.99	0.00	60.90

Date	Description	Quantity	Debits	Credits	Balance
13/08/2021	CFG Dividend	0.00	0.00	74.82	135.72
13/08/2021	CFG Dividend	0.00	74.82	0.00	60.90
18/08/2021	NOVO B Dividend	0.00	0.00	42.04	102.94
18/08/2021	NOVO B Dividend	0.00	42.04	0.00	60.90
20/08/2021	"Net settlement for rebalance 24051 settling on 20/08/21	0.00	0.00	858.92	919.82
20/08/2021	"Net settlement for rebalance 24051 settling on 20/08/21	0.00	0.00	1,446.59	2,366.41
20/08/2021	"Net settlement for rebalance 24051 settling on 20/08/21	0.00	0.00	2,627.10	4,993.51
20/08/2021	"Net settlement for rebalance 24051 settling on 20/08/21	0.00	0.00	3,718.05	8,711.56
20/08/2021	"Net settlement for rebalance 24051 settling on 20/08/21	0.00	0.00	4,160.41	12,871.97
20/08/2021	"Net settlement for rebalance 24051 settling on 20/08/21	0.00	0.00	7,253.66	20,125.63
20/08/2021	"Net settlement for rebalance 24051 settling on 20/08/21	0.00	0.00	16,926.88	37,052.51
20/08/2021	"Net settlement for rebalance 24051 settling on 20/08/21	0.00	0.00	54,211.61	91,264.12
20/08/2021	"Net settlement for rebalance 24051 settling on 20/08/21	0.00	851.30	0.00	90,412.82
20/08/2021	"Net settlement for rebalance 24051 settling on 20/08/21	0.00	867.55	0.00	89,545.27
20/08/2021	"Net settlement for rebalance 24051 settling on 20/08/21	0.00	890.57	0.00	88,654.70

Date	Description	Quantity	Debits	Credits	Balance
20/08/2021	"Net settlement for rebalance 24051 settling on 20/08/21	0.00	927.97	0.00	87,726.73
20/08/2021	"Net settlement for rebalance 24051 settling on 20/08/21	0.00	1,049.02	0.00	86,677.71
20/08/2021	"Net settlement for rebalance 24051 settling on 20/08/21	0.00	1,124.43	0.00	85,553.28
20/08/2021	"Net settlement for rebalance 24051 settling on 20/08/21	0.00	1,139.97	0.00	84,413.31
20/08/2021	"Net settlement for rebalance 24051 settling on 20/08/21	0.00	1,190.15	0.00	83,223.16
20/08/2021	"Net settlement for rebalance 24051 settling on 20/08/21	0.00	1,206.24	0.00	82,016.92
20/08/2021	"Net settlement for rebalance 24051 settling on 20/08/21	0.00	1,238.51	0.00	80,778.41
20/08/2021	"Net settlement for rebalance 24051 settling on 20/08/21	0.00	1,298.75	0.00	79,479.66
20/08/2021	"Net settlement for rebalance 24051 settling on 20/08/21	0.00	1,321.18	0.00	78,158.48
20/08/2021	"Net settlement for rebalance 24051 settling on 20/08/21	0.00	1,468.54	0.00	76,689.94
20/08/2021	"Net settlement for rebalance 24051 settling on 20/08/21	0.00	1,593.87	0.00	75,096.07
20/08/2021	"Net settlement for rebalance 24051 settling on 20/08/21	0.00	1,657.60	0.00	73,438.47
20/08/2021	"Net settlement for rebalance 24051 settling on 20/08/21	0.00	1,930.73	0.00	71,507.74
20/08/2021	"Net settlement for rebalance 24051 settling on 20/08/21	0.00	2,013.70	0.00	69,494.04

Date	Description	Quantity	Debits	Credits	Balance
20/08/2021	"Net settlement for rebalance 24051 settling on 20/08/21	0.00	2,103.48	0.00	67,390.56
20/08/2021	"Net settlement for rebalance 24051 settling on 20/08/21	0.00	2,198.38	0.00	65,192.18
20/08/2021	"Net settlement for rebalance 24051 settling on 20/08/21	0.00	2,306.73	0.00	62,885.45
20/08/2021	"Net settlement for rebalance 24051 settling on 20/08/21	0.00	2,412.49	0.00	60,472.96
20/08/2021	"Net settlement for rebalance 24051 settling on 20/08/21	0.00	2,605.57	0.00	57,867.39
20/08/2021	"Net settlement for rebalance 24051 settling on 20/08/21	0.00	2,687.24	0.00	55,180.15
20/08/2021	"Net settlement for rebalance 24051 settling on 20/08/21	0.00	2,768.60	0.00	52,411.55
20/08/2021	"Net settlement for rebalance 24051 settling on 20/08/21	0.00	3,000.08	0.00	49,411.47
20/08/2021	"Net settlement for rebalance 24051 settling on 20/08/21	0.00	3,052.32	0.00	46,359.15
20/08/2021	"Net settlement for rebalance 24051 settling on 20/08/21	0.00	3,133.37	0.00	43,225.78
20/08/2021	"Net settlement for rebalance 24051 settling on 20/08/21	0.00	3,226.73	0.00	39,999.05
20/08/2021	"Net settlement for rebalance 24051 settling on 20/08/21	0.00	3,470.83	0.00	36,528.22
20/08/2021	"Net settlement for rebalance 24051 settling on 20/08/21	0.00	3,478.76	0.00	33,049.46
20/08/2021	"Net settlement for rebalance 24051 settling on 20/08/21	0.00	3,514.54	0.00	29,534.92

Date	Description	Quantity	Debits	Credits	Balance
20/08/2021	"Net settlement for rebalance 24051 settling on 20/08/21	0.00	3,612.47	0.00	25,922.45
20/08/2021	"Net settlement for rebalance 24051 settling on 20/08/21	0.00	3,803.86	0.00	22,118.59
20/08/2021	"Net settlement for rebalance 24051 settling on 20/08/21	0.00	4,253.90	0.00	17,864.69
20/08/2021	"Net settlement for rebalance 24051 settling on 20/08/21	0.00	4,398.16	0.00	13,466.53
20/08/2021	"Net settlement for rebalance 24051 settling on 20/08/21	0.00	4,700.14	0.00	8,766.39
20/08/2021	"Net settlement for rebalance 24051 settling on 20/08/21	0.00	8,705.49	0.00	60.90
20/08/2021	Net settlement for rebalance 24051 settling on 20/08/2021	0.00	0.00	4,160.41	4,221.31
20/08/2021	Net settlement for rebalance 24051 settling on 20/08/2021	0.00	4,160.41	0.00	60.90
23/08/2021	AMT Dividend	0.00	60.90	0.00	0.00
23/08/2021	GSIC22 Dividend	0.00	0.00	13.29	13.29
23/08/2021	GSIC22 Dividend	0.00	13.29	0.00	0.00
23/08/2021	TCL_THT Dividend	0.00	0.00	60.90	60.90
23/08/2021	TCL_THT Dividend	0.00	0.00	192.63	253.53
23/08/2021	TCL_THT Dividend	0.00	8.96	0.00	244.57
23/08/2021	TCL_THT Dividend	0.00	244.57	0.00	0.00
24/08/2021	Net settlement for rebalance 24072 settling on 24/08/2021	0.00	0.00	8,328.28	8,328.28

Date	Description	Quantity	Debits	Credits	Balance
24/08/2021	Net settlement for rebalance 24072 settling on 24/08/2021	0.00	8,328.28	0.00	0.00
26/08/2021	D05 Dividend	0.00	0.00	86.53	86.53
26/08/2021	D05 Dividend	0.00	86.53	0.00	0.00
26/08/2021	PAYX Dividend	0.00	0.00	55.39	55.39
26/08/2021	PAYX Dividend	0.00	55.39	0.00	0.00
31/08/2021	CTSH Dividend	0.00	0.00	13.34	13.34
31/08/2021	CTSH Dividend	0.00	13.34	0.00	0.00
01/09/2021	INTC Dividend	0.00	0.00	32.06	32.06
01/09/2021	INTC Dividend	0.00	32.06	0.00	0.00
01/09/2021	Monthly Interest	0.00	0.00	6.41	6.41
01/09/2021	Monthly Interest	0.00	6.41	0.00	0.00
01/09/2021	SJM Dividend	0.00	0.00	48.10	48.10
01/09/2021	SJM Dividend	0.00	48.10	0.00	0.00
01/09/2021	V Dividend	0.00	0.00	11.11	11.11
01/09/2021	V Dividend	0.00	11.11	0.00	0.00
01/09/2021	ZTS Dividend	0.00	0.00	1.73	1.73
01/09/2021	ZTS Dividend	0.00	1.73	0.00	0.00
02/09/2021	AD Dividend	0.00	0.00	97.34	97.34
02/09/2021	AD Dividend	0.00	97.34	0.00	0.00

Date	Description	Quantity	Debits	Credits	Balance
03/09/2021	2503 Dividend	0.00	0.00	24.20	24.20
03/09/2021	2503 Dividend	0.00	24.20	0.00	0.00
03/09/2021	DLG Dividend	0.00	0.00	53.50	53.50
03/09/2021	DLG Dividend	0.00	53.50	0.00	0.00
07/09/2021	ELE Tax Reclaim	0.00	0.00	9.75	9.75
07/09/2021	ELE Tax Reclaim	0.00	9.75	0.00	0.00
07/09/2021	JNJ Dividend	0.00	0.00	40.99	40.99
07/09/2021	JNJ Dividend	0.00	40.99	0.00	0.00
07/09/2021	Non advice Fees for the month ended 31 Aug 2021	0.00	0.00	726.72	726.72
07/09/2021	Non advice Fees for the month ended 31 Aug 2021	0.00	726.72	0.00	0.00
08/09/2021	AMGN Dividend	0.00	0.00	22.28	22.28
08/09/2021	AMGN Dividend	0.00	22.28	0.00	0.00
08/09/2021	ULVR Dividend	0.00	0.00	77.66	77.66
08/09/2021	ULVR Dividend	0.00	77.66	0.00	0.00
09/09/2021	MSFT Dividend	0.00	0.00	47.00	47.00
09/09/2021	MSFT Dividend	0.00	47.00	0.00	0.00
10/09/2021	CDW Dividend (Pay Ref 1331048373)	0.00	0.00	5.96	5.96
10/09/2021	CDW Dividend (Pay Ref 1331048373)	0.00	5.96	0.00	0.00
13/09/2021	CPU Dividend	0.00	0.00	133.86	133.86

Date	Description	Quantity	Debits	Credits	Balance
13/09/2021	CPU Dividend	0.00	133.86	0.00	0.00
13/09/2021	MMM Dividend	0.00	0.00	29.02	29.02
13/09/2021	MMM Dividend	0.00	29.02	0.00	0.00
15/09/2021	RHI Dividend	0.00	0.00	24.61	24.61
15/09/2021	RHI Dividend	0.00	24.61	0.00	0.00
16/09/2021	AMAT Dividend	0.00	0.00	8.32	8.32
16/09/2021	AMAT Dividend	0.00	8.32	0.00	0.00
17/09/2021	EBAY Dividend	0.00	0.00	12.51	12.51
17/09/2021	EBAY Dividend	0.00	12.51	0.00	0.00
20/09/2021	GSIQ25 Dividend	0.00	0.00	27.67	27.67
20/09/2021	GSIQ25 Dividend	0.00	27.67	0.00	0.00
20/09/2021	GSIQ30 Dividend	0.00	0.00	22.50	22.50
20/09/2021	GSIQ30 Dividend	0.00	22.50	0.00	0.00
20/09/2021	RDSB Dividend	0.00	0.00	14.39	14.39
20/09/2021	RDSB Dividend	0.00	14.39	0.00	0.00
21/09/2021	BHP Dividend	0.00	0.00	241.66	241.66
21/09/2021	BHP Dividend	0.00	241.66	0.00	0.00
22/09/2021	EDV Dividend	0.00	0.00	43.68	43.68
22/09/2021	EDV Dividend	0.00	43.68	0.00	0.00
22/09/2021	SHL Dividend	0.00	0.00	128.15	128.15

Date	Description	Quantity	Debits	Credits	Balance
22/09/2021	SHL Dividend	0.00	128.15	0.00	0.00
23/09/2021	MFG Dividend	0.00	0.00	125.51	125.51
23/09/2021	MFG Dividend	0.00	125.51	0.00	0.00
23/09/2021	NEM Dividend	0.00	0.00	18.64	18.64
23/09/2021	NEM Dividend	0.00	18.64	0.00	0.00
24/09/2021	WPL Dividend	0.00	0.00	41.85	41.85
24/09/2021	WPL Dividend	0.00	41.85	0.00	0.00
28/09/2021	COL Dividend	0.00	0.00	135.24	135.24
28/09/2021	COL Dividend	0.00	135.24	0.00	0.00
29/09/2021	CBA Dividend	0.00	0.00	212.00	212.00
29/09/2021	CBA Dividend	0.00	212.00	0.00	0.00
29/09/2021	NST Dividend	0.00	0.00	41.71	41.71
29/09/2021	NST Dividend	0.00	41.71	0.00	0.00
30/09/2021	CSL Dividend	0.00	0.00	128.76	128.76
30/09/2021	CSL Dividend	0.00	128.76	0.00	0.00
30/09/2021	PSA Dividend	0.00	0.00	30.68	30.68
30/09/2021	PSA Dividend	0.00	30.68	0.00	0.00
01/10/2021	Monthly Interest	0.00	0.00	9.30	9.30
01/10/2021	Monthly Interest	0.00	9.30	0.00	0.00
01/10/2021	TWE Dividend	0.00	0.00	88.92	88.92

Date	Description	Quantity	Debits	Credits	Balance
01/10/2021	TWE Dividend	0.00	88.92	0.00	0.00
07/10/2021	ITRK Dividend	0.00	0.00	21.65	21.65
07/10/2021	ITRK Dividend	0.00	21.65	0.00	0.00
07/10/2021	MRK Dividend	0.00	0.00	42.84	42.84
07/10/2021	MRK Dividend	0.00	42.84	0.00	0.00
07/10/2021	Non advice Fees for the month ended 30 Sep 2021	0.00	0.00	714.42	714.42
07/10/2021	Non advice Fees for the month ended 30 Sep 2021	0.00	714.42	0.00	0.00
07/10/2021	WES Dividend	0.00	0.00	222.30	222.30
07/10/2021	WES Dividend	0.00	222.30	0.00	0.00
08/10/2021	Net settlement for rebalance 24292 settling on 08/10/2021	0.00	0.00	6,595.81	6,595.81
08/10/2021	Net settlement for rebalance 24292 settling on 08/10/2021	0.00	0.00	6,875.98	13,471.79
08/10/2021	Net settlement for rebalance 24292 settling on 08/10/2021	0.00	6,595.81	0.00	6,875.98
08/10/2021	Net settlement for rebalance 24292 settling on 08/10/2021	0.00	6,875.98	0.00	0.00
08/10/2021	RDSB Deferred Settlement	0.00	0.00	6,875.98	6,875.98
08/10/2021	WOW Dividend	0.00	0.00	134.20	7,010.18
08/10/2021	WOW Dividend	0.00	134.20	0.00	6,875.98
08/10/2021	wtc Dividend	0.00	0.00	7.58	6,883.56
08/10/2021	wtc Dividend	0.00	7.58	0.00	6,875.98

Date	Description	Quantity	Debits	Credits	Balance
11/10/2021	RDSB Deferred Settlement	0.00	0.00	0.00	6,875.98
11/10/2021	RDSB Deferred Settlement	0.00	6,875.98	0.00	0.00
13/10/2021	BSL Dividend	0.00	0.00	96.80	96.80
13/10/2021	BSL Dividend	0.00	96.80	0.00	0.00
14/10/2021	"Net settlement for rebalance 24318 settling on 14/10/2021"	0.00	0.00	33,662.27	33,662.27
14/10/2021	"Net settlement for rebalance 24318 settling on 14/10/2021"	0.00	33,662.27	0.00	0.00
14/10/2021	BXB Dividend	0.00	0.00	110.79	110.79
14/10/2021	BXB Dividend	0.00	110.79	0.00	0.00
14/10/2021	ITW Dividend	0.00	0.00	27.19	27.19
14/10/2021	ITW Dividend	0.00	27.19	0.00	0.00
15/10/2021	AMT Dividend	0.00	0.00	60.24	60.24
15/10/2021	AMT Dividend	0.00	60.24	0.00	0.00
15/10/2021	Net settlement for rebalance 24324 settling on 15/10/2021	0.00	0.00	0.00	0.00
15/10/2021	Net settlement for rebalance 24324 settling on 15/10/2021	0.00	0.00	3,061.99	3,061.99
15/10/2021	Net settlement for rebalance 24324 settling on 15/10/2021	0.00	0.00	3,149.70	6,211.69
15/10/2021	Net settlement for rebalance 24324 settling on 15/10/2021	0.00	0.00	6,047.07	12,258.76
15/10/2021	Net settlement for rebalance 24324 settling on 15/10/2021	0.00	0.00	18,843.62	31,102.38

Date	Description	Quantity	Debits	Credits	Balance
15/10/2021	Net settlement for rebalance 24324 settling on 15/10/2021	0.00	909.94	0.00	30,192.44
15/10/2021	Net settlement for rebalance 24324 settling on 15/10/2021	0.00	912.82	0.00	29,279.62
15/10/2021	Net settlement for rebalance 24324 settling on 15/10/2021	0.00	958.57	0.00	28,321.05
15/10/2021	Net settlement for rebalance 24324 settling on 15/10/2021	0.00	986.38	0.00	27,334.67
15/10/2021	Net settlement for rebalance 24324 settling on 15/10/2021	0.00	987.36	0.00	26,347.31
15/10/2021	Net settlement for rebalance 24324 settling on 15/10/2021	0.00	1,041.36	0.00	25,305.95
15/10/2021	Net settlement for rebalance 24324 settling on 15/10/2021	0.00	1,085.63	0.00	24,220.32
15/10/2021	Net settlement for rebalance 24324 settling on 15/10/2021	0.00	1,130.56	0.00	23,089.76
15/10/2021	Net settlement for rebalance 24324 settling on 15/10/2021	0.00	1,171.51	0.00	21,918.25
15/10/2021	Net settlement for rebalance 24324 settling on 15/10/2021	0.00	1,412.66	0.00	20,505.59
15/10/2021	Net settlement for rebalance 24324 settling on 15/10/2021	0.00	2,208.42	0.00	18,297.17
15/10/2021	Net settlement for rebalance 24324 settling on 15/10/2021	0.00	2,899.44	0.00	15,397.73
15/10/2021	Net settlement for rebalance 24324 settling on 15/10/2021	0.00	3,979.97	0.00	11,417.76
15/10/2021	Net settlement for rebalance 24324 settling on 15/10/2021	0.00	4,406.80	0.00	7,010.96

Date	Description	Quantity	Debits	Credits	Balance
15/10/2021	Net settlement for rebalance 24324 settling on 15/10/2021	0.00	7,010.96	0.00	0.00
18/10/2021	Net settlement for rebalance 24335 settling on 18/10/2021	0.00	0.00	4,554.74	4,554.74
18/10/2021	Net settlement for rebalance 24335 settling on 18/10/2021	0.00	4,554.74	0.00	0.00
19/10/2021	Net settlement for rebalance 24341 settling on 19/10/2021	0.00	0.00	2,856.34	2,856.34
19/10/2021	Net settlement for rebalance 24341 settling on 19/10/2021	0.00	2,856.34	0.00	0.00
20/10/2021	Cash Takeover/Scheme of Arrangment on TCLR	0.00	0.00	23.10	23.10
20/10/2021	Cash Takeover/Scheme of Arrangment on TCLR	0.00	23.10	0.00	0.00
20/10/2021	TEL Dividend	0.00	0.00	159.84	159.84
20/10/2021	TEL Dividend	0.00	159.84	0.00	0.00
21/10/2021	GDBG25 Dividend	0.00	0.00	326.62	326.62
21/10/2021	GDBG25 Dividend	0.00	326.62	0.00	0.00
21/10/2021	GDBG29 Dividend	0.00	0.00	230.74	230.74
21/10/2021	GDBG29 Dividend	0.00	230.74	0.00	0.00
21/10/2021	GDBG33 Dividend	0.00	0.00	369.00	369.00
21/10/2021	GDBG33 Dividend	0.00	369.00	0.00	0.00
21/10/2021	GDBG37 Dividend	0.00	0.00	106.87	106.87
21/10/2021	GDBG37 Dividend	0.00	106.87	0.00	0.00

Date	Description	Quantity	Debits	Credits	Balance
27/10/2021	CSCO Dividend	0.00	0.00	15.48	15.48
27/10/2021	CSCO Dividend	0.00	15.48	0.00	0.00
27/10/2021	Net settlement for rebalance 24387 settling on 27/10/2021	0.00	0.00	16,054.96	16,054.96
27/10/2021	Net settlement for rebalance 24387 settling on 27/10/2021	0.00	0.00	32,640.91	48,695.87
27/10/2021	Net settlement for rebalance 24387 settling on 27/10/2021	0.00	16,054.96	0.00	32,640.91
27/10/2021	Net settlement for rebalance 24387 settling on 27/10/2021	0.00	32,640.91	0.00	0.00
27/10/2021	NTAP Dividend	0.00	0.00	36.65	36.65
27/10/2021	NTAP Dividend	0.00	36.65	0.00	0.00
01/11/2021	JPM Dividend	0.00	0.00	27.13	27.13
01/11/2021	JPM Dividend	0.00	27.13	0.00	0.00
01/11/2021	Monthly Interest	0.00	0.00	10.58	10.58
01/11/2021	Monthly Interest	0.00	10.58	0.00	0.00
02/11/2021	BMV Dividend	0.00	0.00	37.72	37.72
02/11/2021	BMV Dividend	0.00	37.72	0.00	0.00
02/11/2021	Net settlement for rebalance 24414 settling on 02/11/2021	0.00	0.00	5,382.95	5,382.95
02/11/2021	Net settlement for rebalance 24414 settling on 02/11/2021	0.00	5,382.95	0.00	0.00
03/11/2021	Application Money on 23 ALLR	0.00	0.00	962.55	962.55
03/11/2021	Application Money on 23 ALLR	0.00	962.55	0.00	0.00

Date	Description	Quantity	Debits	Credits	Balance
03/11/2021	Net settlement for rebalance 24422 settling on 03/11/2021	0.00	0.00	22,251.54	22,251.54
03/11/2021	Net settlement for rebalance 24422 settling on 03/11/2021	0.00	22,251.54	0.00	0.00
05/11/2021	Net settlement for rebalance 24436 settling on 05/11/2021	0.00	0.00	23,422.89	23,422.89
05/11/2021	Net settlement for rebalance 24436 settling on 05/11/2021	0.00	0.00	26,590.89	50,013.78
05/11/2021	Net settlement for rebalance 24436 settling on 05/11/2021	0.00	50,013.78	0.00	0.00
08/11/2021	Net settlement for rebalance 24443 settling on 08/11/2021	0.00	0.00	0.00	0.00
08/11/2021	Net settlement for rebalance 24443 settling on 08/11/2021	0.00	0.00	441.94	441.94
08/11/2021	Net settlement for rebalance 24443 settling on 08/11/2021	0.00	0.00	3,715.29	4,157.23
08/11/2021	Net settlement for rebalance 24443 settling on 08/11/2021	0.00	0.00	4,733.20	8,890.43
08/11/2021	Net settlement for rebalance 24443 settling on 08/11/2021	0.00	0.00	5,529.97	14,420.40
08/11/2021	Net settlement for rebalance 24443 settling on 08/11/2021	0.00	0.00	5,555.78	19,976.18
08/11/2021	Net settlement for rebalance 24443 settling on 08/11/2021	0.00	0.00	10,971.06	30,947.24
08/11/2021	Net settlement for rebalance 24443 settling on 08/11/2021	0.00	0.00	18,434.72	49,381.96
08/11/2021	Net settlement for rebalance 24443 settling on 08/11/2021	0.00	281.69	0.00	49,100.27

Date	Description	Quantity	Debits	Credits	Balance
08/11/2021	Net settlement for rebalance 24443 settling on 08/11/2021	0.00	285.02	0.00	48,815.25
08/11/2021	Net settlement for rebalance 24443 settling on 08/11/2021	0.00	308.08	0.00	48,507.17
08/11/2021	Net settlement for rebalance 24443 settling on 08/11/2021	0.00	323.78	0.00	48,183.39
08/11/2021	Net settlement for rebalance 24443 settling on 08/11/2021	0.00	325.60	0.00	47,857.79
08/11/2021	Net settlement for rebalance 24443 settling on 08/11/2021	0.00	334.99	0.00	47,522.80
08/11/2021	Net settlement for rebalance 24443 settling on 08/11/2021	0.00	356.23	0.00	47,166.57
08/11/2021	Net settlement for rebalance 24443 settling on 08/11/2021	0.00	360.15	0.00	46,806.42
08/11/2021	Net settlement for rebalance 24443 settling on 08/11/2021	0.00	370.96	0.00	46,435.46
08/11/2021	Net settlement for rebalance 24443 settling on 08/11/2021	0.00	372.86	0.00	46,062.60
08/11/2021	Net settlement for rebalance 24443 settling on 08/11/2021	0.00	383.68	0.00	45,678.92
08/11/2021	Net settlement for rebalance 24443 settling on 08/11/2021	0.00	386.38	0.00	45,292.54
08/11/2021	Net settlement for rebalance 24443 settling on 08/11/2021	0.00	402.64	0.00	44,889.90
08/11/2021	Net settlement for rebalance 24443 settling on 08/11/2021	0.00	431.80	0.00	44,458.10
08/11/2021	Net settlement for rebalance 24443 settling on 08/11/2021	0.00	435.96	0.00	44,022.14

Date	Description	Quantity	Debits	Credits	Balance
08/11/2021	Net settlement for rebalance 24443 settling on 08/11/2021	0.00	450.19	0.00	43,571.95
08/11/2021	Net settlement for rebalance 24443 settling on 08/11/2021	0.00	457.86	0.00	43,114.09
08/11/2021	Net settlement for rebalance 24443 settling on 08/11/2021	0.00	459.06	0.00	42,655.03
08/11/2021	Net settlement for rebalance 24443 settling on 08/11/2021	0.00	468.27	0.00	42,186.76
08/11/2021	Net settlement for rebalance 24443 settling on 08/11/2021	0.00	481.92	0.00	41,704.84
08/11/2021	Net settlement for rebalance 24443 settling on 08/11/2021	0.00	482.49	0.00	41,222.35
08/11/2021	Net settlement for rebalance 24443 settling on 08/11/2021	0.00	489.21	0.00	40,733.14
08/11/2021	Net settlement for rebalance 24443 settling on 08/11/2021	0.00	541.11	0.00	40,192.03
08/11/2021	Net settlement for rebalance 24443 settling on 08/11/2021	0.00	554.88	0.00	39,637.15
08/11/2021	Net settlement for rebalance 24443 settling on 08/11/2021	0.00	593.04	0.00	39,044.11
08/11/2021	Net settlement for rebalance 24443 settling on 08/11/2021	0.00	648.54	0.00	38,395.57
08/11/2021	Net settlement for rebalance 24443 settling on 08/11/2021	0.00	666.01	0.00	37,729.56
08/11/2021	Net settlement for rebalance 24443 settling on 08/11/2021	0.00	736.50	0.00	36,993.06
08/11/2021	Net settlement for rebalance 24443 settling on 08/11/2021	0.00	759.88	0.00	36,233.18

Date	Description	Quantity	Debits	Credits	Balance
08/11/2021	Net settlement for rebalance 24443 settling on 08/11/2021	0.00	765.85	0.00	35,467.33
08/11/2021	Net settlement for rebalance 24443 settling on 08/11/2021	0.00	789.43	0.00	34,677.90
08/11/2021	Net settlement for rebalance 24443 settling on 08/11/2021	0.00	797.90	0.00	33,880.00
08/11/2021	Net settlement for rebalance 24443 settling on 08/11/2021	0.00	1,106.17	0.00	32,773.83
08/11/2021	Net settlement for rebalance 24443 settling on 08/11/2021	0.00	1,772.97	0.00	31,000.86
08/11/2021	Net settlement for rebalance 24443 settling on 08/11/2021	0.00	1,803.77	0.00	29,197.09
08/11/2021	Net settlement for rebalance 24443 settling on 08/11/2021	0.00	1,940.03	0.00	27,257.06
08/11/2021	Net settlement for rebalance 24443 settling on 08/11/2021	0.00	3,474.51	0.00	23,782.55
08/11/2021	Net settlement for rebalance 24443 settling on 08/11/2021	0.00	4,496.98	0.00	19,285.57
08/11/2021	Net settlement for rebalance 24443 settling on 08/11/2021	0.00	4,817.09	0.00	14,468.48
08/11/2021	Net settlement for rebalance 24443 settling on 08/11/2021	0.00	6,517.80	0.00	7,950.68
08/11/2021	Net settlement for rebalance 24443 settling on 08/11/2021	0.00	7,950.68	0.00	0.00
08/11/2021	Payment of Application Money on 23 ALLR	0.00	0.00	0.00	0.00
08/11/2021	Payment of Application Money on 23 ALLR	0.00	0.00	962.55	962.55
08/11/2021	Payment of Application Money on 23 ALLR	0.00	962.55	0.00	0.00

Date	Description	Quantity	Debits	Credits	Balance
09/11/2021	Non advice Fees for the month ended 31 Oct 2021	0.00	0.00	722.57	722.57
09/11/2021	Non advice Fees for the month ended 31 Oct 2021	0.00	722.57	0.00	0.00
12/11/2021	CFG Dividend	0.00	0.00	52.63	52.63
12/11/2021	CFG Dividend	0.00	52.63	0.00	0.00
15/11/2021	AAPL Dividend	0.00	0.00	17.06	17.06
15/11/2021	AAPL Dividend	0.00	17.06	0.00	0.00
18/11/2021	DG Dividend	0.00	0.00	8.92	8.92
18/11/2021	DG Dividend	0.00	8.92	0.00	0.00
19/11/2021	1878 Dividend	0.00	0.00	25.47	25.47
19/11/2021	1878 Dividend	0.00	25.47	0.00	0.00
22/11/2021	GSBU28 Dividend	0.00	0.00	96.24	96.24
22/11/2021	GSBU28 Dividend	0.00	96.24	0.00	0.00
22/11/2021	GSBU31 Dividend	0.00	0.00	220.50	220.50
22/11/2021	GSBU31 Dividend	0.00	220.50	0.00	0.00
22/11/2021	GSIC22 Dividend	0.00	0.00	13.38	13.38
22/11/2021	GSIC22 Dividend	0.00	13.38	0.00	0.00
24/11/2021	REC Dividend	0.00	0.00	28.66	28.66
24/11/2021	REC Dividend	0.00	28.66	0.00	0.00
26/11/2021	D05 Dividend	0.00	0.00	65.00	65.00

Date	Description	Quantity	Debits	Credits	Balance
26/11/2021	D05 Dividend	0.00	65.00	0.00	0.00
26/11/2021	Transfer to Pending Withdrawal Account for payment once the sale of securities has settled (Pay Ref 1319027691)	0.00	50,000.00	0.00	50,000.00
29/11/2021	6501 Dividend	0.00	0.00	72.25	49,927.75
29/11/2021	6501 Dividend	0.00	72.25	0.00	50,000.00
29/11/2021	PAYX Dividend	0.00	0.00	58.01	49,941.99
29/11/2021	PAYX Dividend	0.00	58.01	0.00	50,000.00
30/11/2021	7741 Dividend	0.00	0.00	4.95	49,995.05
30/11/2021	7741 Dividend	0.00	4.95	0.00	50,000.00
30/11/2021	CTSH Dividend	0.00	0.00	13.82	49,986.18
30/11/2021	CTSH Dividend	0.00	13.82	0.00	50,000.00
30/11/2021	Transfer from Pending Withdrawals account to fund payment (Pay Ref 1319027691)	0.00	0.00	50,000.00	0.00
30/11/2021	Transfer from Pending Withdrawals account to fund payment (Pay Ref 1319027691)	0.00	50,000.00	0.00	50,000.00
30/11/2021	Transfer to Pending Withdrawal Account for payment once the sale of securities has settled (Pay Ref 1319027691)	0.00	0.00	50,000.00	0.00
30/11/2021	Withdrawal from the SMA, paid via Direct Entry, (Ref=1319027691)	0.00	0.00	50,000.00	50,000.00
30/11/2021	Withdrawal from the SMA, paid via Direct Entry, (Ref=1319027691)	0.00	50,000.00	0.00	0.00
01/12/2021	4503 Dividend	0.00	0.00	45.01	45.01
01/12/2021	4503 Dividend	0.00	45.01	0.00	0.00

Date	Description	Quantity	Debits	Credits	Balance
01/12/2021	6758 Dividend	0.00	0.00	13.96	13.96
01/12/2021	6758 Dividend	0.00	13.96	0.00	0.00
01/12/2021	7974 Dividend	0.00	0.00	75.51	75.51
01/12/2021	7974 Dividend	0.00	75.51	0.00	0.00
01/12/2021	9433 Dividend	0.00	0.00	132.55	132.55
01/12/2021	9433 Dividend	0.00	132.55	0.00	0.00
01/12/2021	INTC Dividend	0.00	0.00	17.44	17.44
01/12/2021	INTC Dividend	0.00	17.44	0.00	0.00
01/12/2021	Monthly Interest	0.00	0.00	4.51	4.51
01/12/2021	Monthly Interest	0.00	4.51	0.00	0.00
01/12/2021	SJM Dividend	0.00	0.00	47.36	47.36
01/12/2021	SJM Dividend	0.00	47.36	0.00	0.00
01/12/2021	ULVR Dividend	0.00	0.00	76.06	76.06
01/12/2021	ULVR Dividend	0.00	76.06	0.00	0.00
01/12/2021	ZTS Dividend	0.00	0.00	2.90	2.90
01/12/2021	ZTS Dividend	0.00	2.90	0.00	0.00
02/12/2021	1801 Dividend	0.00	0.00	18.10	18.10
02/12/2021	1801 Dividend	0.00	18.10	0.00	0.00
02/12/2021	Net settlement for rebalance 24563 settling on 02/12/2021	0.00	0.00	0.00	0.00

Date	Description	Quantity	Debits	Credits	Balance
02/12/2021	Net settlement for rebalance 24563 settling on 02/12/2021	0.00	0.00	18,298.33	18,298.33
02/12/2021	Net settlement for rebalance 24563 settling on 02/12/2021	0.00	0.00	22,296.69	40,595.02
02/12/2021	Net settlement for rebalance 24563 settling on 02/12/2021	0.00	273.10	0.00	40,321.92
02/12/2021	Net settlement for rebalance 24563 settling on 02/12/2021	0.00	287.45	0.00	40,034.47
02/12/2021	Net settlement for rebalance 24563 settling on 02/12/2021	0.00	308.62	0.00	39,725.85
02/12/2021	Net settlement for rebalance 24563 settling on 02/12/2021	0.00	324.51	0.00	39,401.34
02/12/2021	Net settlement for rebalance 24563 settling on 02/12/2021	0.00	327.99	0.00	39,073.35
02/12/2021	Net settlement for rebalance 24563 settling on 02/12/2021	0.00	336.78	0.00	38,736.57
02/12/2021	Net settlement for rebalance 24563 settling on 02/12/2021	0.00	344.52	0.00	38,392.05
02/12/2021	Net settlement for rebalance 24563 settling on 02/12/2021	0.00	353.94	0.00	38,038.11
02/12/2021	Net settlement for rebalance 24563 settling on 02/12/2021	0.00	367.55	0.00	37,670.56
02/12/2021	Net settlement for rebalance 24563 settling on 02/12/2021	0.00	375.55	0.00	37,295.01
02/12/2021	Net settlement for rebalance 24563 settling on 02/12/2021	0.00	391.04	0.00	36,903.97
02/12/2021	Net settlement for rebalance 24563 settling on 02/12/2021	0.00	395.57	0.00	36,508.40

Date	Description	Quantity	Debits	Credits	Balance
02/12/2021	Net settlement for rebalance 24563 settling on 02/12/2021	0.00	397.26	0.00	36,111.14
02/12/2021	Net settlement for rebalance 24563 settling on 02/12/2021	0.00	406.79	0.00	35,704.35
02/12/2021	Net settlement for rebalance 24563 settling on 02/12/2021	0.00	418.62	0.00	35,285.73
02/12/2021	Net settlement for rebalance 24563 settling on 02/12/2021	0.00	425.66	0.00	34,860.07
02/12/2021	Net settlement for rebalance 24563 settling on 02/12/2021	0.00	427.34	0.00	34,432.73
02/12/2021	Net settlement for rebalance 24563 settling on 02/12/2021	0.00	427.65	0.00	34,005.08
02/12/2021	Net settlement for rebalance 24563 settling on 02/12/2021	0.00	430.80	0.00	33,574.28
02/12/2021	Net settlement for rebalance 24563 settling on 02/12/2021	0.00	438.17	0.00	33,136.11
02/12/2021	Net settlement for rebalance 24563 settling on 02/12/2021	0.00	441.63	0.00	32,694.48
02/12/2021	Net settlement for rebalance 24563 settling on 02/12/2021	0.00	450.98	0.00	32,243.50
02/12/2021	Net settlement for rebalance 24563 settling on 02/12/2021	0.00	457.24	0.00	31,786.26
02/12/2021	Net settlement for rebalance 24563 settling on 02/12/2021	0.00	462.17	0.00	31,324.09
02/12/2021	Net settlement for rebalance 24563 settling on 02/12/2021	0.00	466.50	0.00	30,857.59
02/12/2021	Net settlement for rebalance 24563 settling on 02/12/2021	0.00	473.09	0.00	30,384.50

Date	Description	Quantity	Debits	Credits	Balance
02/12/2021	Net settlement for rebalance 24563 settling on 02/12/2021	0.00	479.10	0.00	29,905.40
02/12/2021	Net settlement for rebalance 24563 settling on 02/12/2021	0.00	495.62	0.00	29,409.78
02/12/2021	Net settlement for rebalance 24563 settling on 02/12/2021	0.00	497.32	0.00	28,912.46
02/12/2021	Net settlement for rebalance 24563 settling on 02/12/2021	0.00	511.75	0.00	28,400.71
02/12/2021	Net settlement for rebalance 24563 settling on 02/12/2021	0.00	528.82	0.00	27,871.89
02/12/2021	Net settlement for rebalance 24563 settling on 02/12/2021	0.00	539.43	0.00	27,332.46
02/12/2021	Net settlement for rebalance 24563 settling on 02/12/2021	0.00	549.82	0.00	26,782.64
02/12/2021	Net settlement for rebalance 24563 settling on 02/12/2021	0.00	574.41	0.00	26,208.23
02/12/2021	Net settlement for rebalance 24563 settling on 02/12/2021	0.00	601.34	0.00	25,606.89
02/12/2021	Net settlement for rebalance 24563 settling on 02/12/2021	0.00	623.77	0.00	24,983.12
02/12/2021	Net settlement for rebalance 24563 settling on 02/12/2021	0.00	674.48	0.00	24,308.64
02/12/2021	Net settlement for rebalance 24563 settling on 02/12/2021	0.00	913.83	0.00	23,394.81
02/12/2021	Net settlement for rebalance 24563 settling on 02/12/2021	0.00	981.15	0.00	22,413.66
02/12/2021	Net settlement for rebalance 24563 settling on 02/12/2021	0.00	1,108.59	0.00	21,305.07

Date	Description	Quantity	Debits	Credits	Balance
02/12/2021	Net settlement for rebalance 24563 settling on 02/12/2021	0.00	1,140.45	0.00	20,164.62
02/12/2021	Net settlement for rebalance 24563 settling on 02/12/2021	0.00	1,201.38	0.00	18,963.24
02/12/2021	Net settlement for rebalance 24563 settling on 02/12/2021	0.00	1,233.04	0.00	17,730.20
02/12/2021	Net settlement for rebalance 24563 settling on 02/12/2021	0.00	1,371.96	0.00	16,358.24
02/12/2021	Net settlement for rebalance 24563 settling on 02/12/2021	0.00	1,388.13	0.00	14,970.11
02/12/2021	Net settlement for rebalance 24563 settling on 02/12/2021	0.00	2,249.93	0.00	12,720.18
02/12/2021	Net settlement for rebalance 24563 settling on 02/12/2021	0.00	2,577.00	0.00	10,143.18
02/12/2021	Net settlement for rebalance 24563 settling on 02/12/2021	0.00	2,714.61	0.00	7,428.57
02/12/2021	Net settlement for rebalance 24563 settling on 02/12/2021	0.00	3,420.26	0.00	4,008.31
02/12/2021	Net settlement for rebalance 24563 settling on 02/12/2021	0.00	4,008.31	0.00	0.00
02/12/2021	Return of Capital of A\$2.00 per WES share held.	0.00	0.00	610.00	610.00
02/12/2021	Return of Capital of A\$2.00 per WES share held.	0.00	610.00	0.00	0.00
03/12/2021	Net settlement for rebalance 24566 settling on 03/12/2021	0.00	0.00	0.00	0.00
03/12/2021	Net settlement for rebalance 24566 settling on 03/12/2021	0.00	0.00	2,902.80	2,902.80

Date	Description	Quantity	Debits	Credits	Balance
03/12/2021	Net settlement for rebalance 24566 settling on 03/12/2021	0.00	0.00	4,407.77	7,310.57
03/12/2021	Net settlement for rebalance 24566 settling on 03/12/2021	0.00	292.47	0.00	7,018.10
03/12/2021	Net settlement for rebalance 24566 settling on 03/12/2021	0.00	296.52	0.00	6,721.58
03/12/2021	Net settlement for rebalance 24566 settling on 03/12/2021	0.00	310.53	0.00	6,411.05
03/12/2021	Net settlement for rebalance 24566 settling on 03/12/2021	0.00	315.94	0.00	6,095.11
03/12/2021	Net settlement for rebalance 24566 settling on 03/12/2021	0.00	323.14	0.00	5,771.97
03/12/2021	Net settlement for rebalance 24566 settling on 03/12/2021	0.00	330.75	0.00	5,441.22
03/12/2021	Net settlement for rebalance 24566 settling on 03/12/2021	0.00	349.92	0.00	5,091.30
03/12/2021	Net settlement for rebalance 24566 settling on 03/12/2021	0.00	410.32	0.00	4,680.98
03/12/2021	Net settlement for rebalance 24566 settling on 03/12/2021	0.00	411.44	0.00	4,269.54
03/12/2021	Net settlement for rebalance 24566 settling on 03/12/2021	0.00	442.56	0.00	3,826.98
03/12/2021	Net settlement for rebalance 24566 settling on 03/12/2021	0.00	465.05	0.00	3,361.93
03/12/2021	Net settlement for rebalance 24566 settling on 03/12/2021	0.00	659.23	0.00	2,702.70
03/12/2021	Net settlement for rebalance 24566 settling on 03/12/2021	0.00	735.50	0.00	1,967.20

Date	Description	Quantity	Debits	Credits	Balance
03/12/2021	Net settlement for rebalance 24566 settling on 03/12/2021	0.00	786.00	0.00	1,181.20
03/12/2021	Net settlement for rebalance 24566 settling on 03/12/2021	0.00	1,181.20	0.00	0.00
06/12/2021	9989 Dividend	0.00	0.00	44.62	44.62
06/12/2021	9989 Dividend	0.00	44.62	0.00	0.00
07/12/2021	6113 Dividend	0.00	0.00	38.68	38.68
07/12/2021	6113 Dividend	0.00	38.68	0.00	0.00
07/12/2021	JNJ Dividend	0.00	0.00	31.40	31.40
07/12/2021	JNJ Dividend	0.00	31.40	0.00	0.00
07/12/2021	Net settlement for rebalance 24580 settling on 07/12/2021	0.00	0.00	724.69	724.69
07/12/2021	Net settlement for rebalance 24580 settling on 07/12/2021	0.00	289.17	0.00	435.52
07/12/2021	Net settlement for rebalance 24580 settling on 07/12/2021	0.00	435.52	0.00	0.00
07/12/2021	V Dividend	0.00	0.00	13.42	13.42
07/12/2021	V Dividend	0.00	13.42	0.00	0.00
09/12/2021	MSFT Dividend	0.00	0.00	46.43	46.43
09/12/2021	MSFT Dividend	0.00	46.43	0.00	0.00
09/12/2021	Non advice Fees for the month ended 30 Nov 2021	0.00	0.00	712.38	712.38
09/12/2021	Non advice Fees for the month ended 30 Nov 2021	0.00	712.38	0.00	0.00

Date	Description	Quantity	Debits	Credits	Balance
10/12/2021	CDW Dividend	0.00	0.00	7.67	7.67
10/12/2021	CDW Dividend	0.00	7.67	0.00	0.00
13/12/2021	MMM Dividend	0.00	0.00	29.71	29.71
13/12/2021	MMM Dividend	0.00	29.71	0.00	0.00
15/12/2021	NAB Dividend	0.00	0.00	146.73	146.73
15/12/2021	NAB Dividend	0.00	146.73	0.00	0.00
15/12/2021	RHI Dividend	0.00	0.00	23.88	23.88
15/12/2021	RHI Dividend	0.00	23.88	0.00	0.00
16/12/2021	AMAT Dividend	0.00	0.00	8.48	8.48
16/12/2021	AMAT Dividend	0.00	8.48	0.00	0.00
16/12/2021	ANZ Dividend	0.00	0.00	236.16	236.16
16/12/2021	ANZ Dividend	0.00	236.16	0.00	0.00
17/12/2021	ALL Dividend	0.00	0.00	125.84	125.84
17/12/2021	ALL Dividend	0.00	125.84	0.00	0.00
17/12/2021	EBAY Dividend	0.00	0.00	12.88	12.88
17/12/2021	EBAY Dividend	0.00	12.88	0.00	0.00
20/12/2021	GSIQ25 Dividend	0.00	0.00	22.10	22.10
20/12/2021	GSIQ25 Dividend	0.00	22.10	0.00	0.00
20/12/2021	GSIQ30 Dividend	0.00	0.00	20.31	20.31
20/12/2021	GSIQ30 Dividend	0.00	20.31	0.00	0.00

Date	Description	Quantity	Debits	Credits	Balance
21/12/2021	WBC Dividend	0.00	0.00	486.60	486.60
21/12/2021	WBC Dividend	0.00	486.60	0.00	0.00
29/12/2021	NEM Dividend	0.00	0.00	19.73	19.73
29/12/2021	NEM Dividend	0.00	19.73	0.00	0.00
30/12/2021	PSA Dividend	0.00	0.00	31.86	31.86
30/12/2021	PSA Dividend	0.00	31.86	0.00	0.00
03/01/2022	Monthly Interest	0.00	0.00	4.89	4.89
03/01/2022	Monthly Interest	0.00	4.89	0.00	0.00
04/01/2022	ELE Dividend	0.00	0.00	64.54	64.54
04/01/2022	ELE Dividend	0.00	64.54	0.00	0.00
07/01/2022	MRK Dividend	0.00	0.00	41.24	41.24
07/01/2022	MRK Dividend	0.00	41.24	0.00	0.00
11/01/2022	Non advice Fees for the month ended 31 Dec 2021	0.00	0.00	695.36	695.36
11/01/2022	Non advice Fees for the month ended 31 Dec 2021	0.00	695.36	0.00	0.00
12/01/2022	Net settlement for rebalance 24741 settling on 12/01/2022	0.00	0.00	0.00	0.00
12/01/2022	Net settlement for rebalance 24741 settling on 12/01/2022	0.00	0.00	445.10	445.10
12/01/2022	Net settlement for rebalance 24741 settling on 12/01/2022	0.00	0.00	465.98	911.08
12/01/2022	Net settlement for rebalance 24741 settling on 12/01/2022	0.00	0.00	1,145.94	2,057.02

Date	Description	Quantity	Debits	Credits	Balance
12/01/2022	Net settlement for rebalance 24741 settling on 12/01/2022	0.00	0.00	1,352.84	3,409.86
12/01/2022	Net settlement for rebalance 24741 settling on 12/01/2022	0.00	0.00	1,436.28	4,846.14
12/01/2022	Net settlement for rebalance 24741 settling on 12/01/2022	0.00	0.00	1,455.66	6,301.80
12/01/2022	Net settlement for rebalance 24741 settling on 12/01/2022	0.00	0.00	1,517.94	7,819.74
12/01/2022	Net settlement for rebalance 24741 settling on 12/01/2022	0.00	0.00	1,643.00	9,462.74
12/01/2022	Net settlement for rebalance 24741 settling on 12/01/2022	0.00	0.00	1,708.75	11,171.49
12/01/2022	Net settlement for rebalance 24741 settling on 12/01/2022	0.00	0.00	1,741.46	12,912.95
12/01/2022	Net settlement for rebalance 24741 settling on 12/01/2022	0.00	0.00	1,753.37	14,666.32
12/01/2022	Net settlement for rebalance 24741 settling on 12/01/2022	0.00	0.00	1,822.25	16,488.57
12/01/2022	Net settlement for rebalance 24741 settling on 12/01/2022	0.00	0.00	1,921.81	18,410.38
12/01/2022	Net settlement for rebalance 24741 settling on 12/01/2022	0.00	0.00	2,268.14	20,678.52
12/01/2022	Net settlement for rebalance 24741 settling on 12/01/2022	0.00	0.00	2,294.83	22,973.35
12/01/2022	Net settlement for rebalance 24741 settling on 12/01/2022	0.00	0.00	2,626.09	25,599.44
12/01/2022	Net settlement for rebalance 24741 settling on 12/01/2022	0.00	0.00	3,112.73	28,712.17

Date	Description	Quantity	Debits	Credits	Balance
12/01/2022	Net settlement for rebalance 24741 settling on 12/01/2022	0.00	0.00	3,204.70	31,916.87
12/01/2022	Net settlement for rebalance 24741 settling on 12/01/2022	0.00	0.00	3,252.79	35,169.66
12/01/2022	Net settlement for rebalance 24741 settling on 12/01/2022	0.00	0.00	3,787.12	38,956.78
12/01/2022	Net settlement for rebalance 24741 settling on 12/01/2022	0.00	0.00	3,921.45	42,878.23
12/01/2022	Net settlement for rebalance 24741 settling on 12/01/2022	0.00	0.00	4,893.04	47,771.27
12/01/2022	Net settlement for rebalance 24741 settling on 12/01/2022	0.00	0.00	10,440.66	58,211.93
12/01/2022	Net settlement for rebalance 24741 settling on 12/01/2022	0.00	300.53	0.00	57,911.40
12/01/2022	Net settlement for rebalance 24741 settling on 12/01/2022	0.00	338.54	0.00	57,572.86
12/01/2022	Net settlement for rebalance 24741 settling on 12/01/2022	0.00	415.29	0.00	57,157.57
12/01/2022	Net settlement for rebalance 24741 settling on 12/01/2022	0.00	496.07	0.00	56,661.50
12/01/2022	Net settlement for rebalance 24741 settling on 12/01/2022	0.00	608.33	0.00	56,053.17
12/01/2022	Net settlement for rebalance 24741 settling on 12/01/2022	0.00	2,976.29	0.00	53,076.88
12/01/2022	Net settlement for rebalance 24741 settling on 12/01/2022	0.00	8,368.29	0.00	44,708.59
12/01/2022	Net settlement for rebalance 24741 settling on 12/01/2022	0.00	16,745.43	0.00	27,963.16

Date	Description	Quantity	Debits	Credits	Balance
12/01/2022	Net settlement for rebalance 24741 settling on 12/01/2022	0.00	27,963.16	0.00	0.00
14/01/2022	Net settlement for rebalance 24755 settling on 14/01/2022	0.00	0.00	265.04	265.04
14/01/2022	Net settlement for rebalance 24755 settling on 14/01/2022	0.00	0.00	3,449.99	3,715.03
14/01/2022	Net settlement for rebalance 24755 settling on 14/01/2022	0.00	265.04	0.00	3,449.99
14/01/2022	Net settlement for rebalance 24755 settling on 14/01/2022	0.00	405.09	0.00	3,044.90
14/01/2022	Net settlement for rebalance 24755 settling on 14/01/2022	0.00	3,044.90	0.00	0.00
17/01/2022	AMT Dividend	0.00	0.00	64.36	64.36
17/01/2022	AMT Dividend	0.00	64.36	0.00	0.00
17/01/2022	GSBM22 Dividend	0.00	0.00	86.24	86.24
17/01/2022	GSBM22 Dividend	0.00	86.24	0.00	0.00
17/01/2022	ITW Dividend	0.00	0.00	25.63	25.63
17/01/2022	ITW Dividend	0.00	25.63	0.00	0.00
19/01/2022	WLTW Dividend	0.00	0.00	16.55	16.55
19/01/2022	WLTW Dividend	0.00	16.55	0.00	0.00
26/01/2022	Net settlement for rebalance 24810 settling on 26/01/2022	0.00	0.00	64,525.08	64,525.08
26/01/2022	Net settlement for rebalance 24810 settling on 26/01/2022	0.00	269.50	0.00	64,255.58

Date	Description	Quantity	Debits	Credits	Balance
26/01/2022	Net settlement for rebalance 24810 settling on 26/01/2022	0.00	275.93	0.00	63,979.65
26/01/2022	Net settlement for rebalance 24810 settling on 26/01/2022	0.00	299.97	0.00	63,679.68
26/01/2022	Net settlement for rebalance 24810 settling on 26/01/2022	0.00	325.41	0.00	63,354.27
26/01/2022	Net settlement for rebalance 24810 settling on 26/01/2022	0.00	358.88	0.00	62,995.39
26/01/2022	Net settlement for rebalance 24810 settling on 26/01/2022	0.00	441.58	0.00	62,553.81
26/01/2022	Net settlement for rebalance 24810 settling on 26/01/2022	0.00	460.46	0.00	62,093.35
26/01/2022	Net settlement for rebalance 24810 settling on 26/01/2022	0.00	622.09	0.00	61,471.26
26/01/2022	Net settlement for rebalance 24810 settling on 26/01/2022	0.00	639.77	0.00	60,831.49
26/01/2022	Net settlement for rebalance 24810 settling on 26/01/2022	0.00	680.41	0.00	60,151.08
26/01/2022	Net settlement for rebalance 24810 settling on 26/01/2022	0.00	696.46	0.00	59,454.62
26/01/2022	Net settlement for rebalance 24810 settling on 26/01/2022	0.00	721.14	0.00	58,733.48
26/01/2022	Net settlement for rebalance 24810 settling on 26/01/2022	0.00	725.85	0.00	58,007.63
26/01/2022	Net settlement for rebalance 24810 settling on 26/01/2022	0.00	755.92	0.00	57,251.71
26/01/2022	Net settlement for rebalance 24810 settling on 26/01/2022	0.00	776.54	0.00	56,475.17

Date	Description	Quantity	Debits	Credits	Balance
26/01/2022	Net settlement for rebalance 24810 settling on 26/01/2022	0.00	941.09	0.00	55,534.08
26/01/2022	Net settlement for rebalance 24810 settling on 26/01/2022	0.00	1,054.92	0.00	54,479.16
26/01/2022	Net settlement for rebalance 24810 settling on 26/01/2022	0.00	1,064.43	0.00	53,414.73
26/01/2022	Net settlement for rebalance 24810 settling on 26/01/2022	0.00	1,119.74	0.00	52,294.99
26/01/2022	Net settlement for rebalance 24810 settling on 26/01/2022	0.00	1,121.73	0.00	51,173.26
26/01/2022	Net settlement for rebalance 24810 settling on 26/01/2022	0.00	1,124.17	0.00	50,049.09
26/01/2022	Net settlement for rebalance 24810 settling on 26/01/2022	0.00	1,129.41	0.00	48,919.68
26/01/2022	Net settlement for rebalance 24810 settling on 26/01/2022	0.00	1,190.26	0.00	47,729.42
26/01/2022	Net settlement for rebalance 24810 settling on 26/01/2022	0.00	1,197.36	0.00	46,532.06
26/01/2022	Net settlement for rebalance 24810 settling on 26/01/2022	0.00	1,238.07	0.00	45,293.99
26/01/2022	Net settlement for rebalance 24810 settling on 26/01/2022	0.00	1,239.86	0.00	44,054.13
26/01/2022	Net settlement for rebalance 24810 settling on 26/01/2022	0.00	1,240.24	0.00	42,813.89
26/01/2022	Net settlement for rebalance 24810 settling on 26/01/2022	0.00	1,276.21	0.00	41,537.68
26/01/2022	Net settlement for rebalance 24810 settling on 26/01/2022	0.00	1,308.59	0.00	40,229.09

Date	Description	Quantity	Debits	Credits	Balance
26/01/2022	Net settlement for rebalance 24810 settling on 26/01/2022	0.00	1,316.02	0.00	38,913.07
26/01/2022	Net settlement for rebalance 24810 settling on 26/01/2022	0.00	1,354.11	0.00	37,558.96
26/01/2022	Net settlement for rebalance 24810 settling on 26/01/2022	0.00	1,381.02	0.00	36,177.94
26/01/2022	Net settlement for rebalance 24810 settling on 26/01/2022	0.00	1,381.70	0.00	34,796.24
26/01/2022	Net settlement for rebalance 24810 settling on 26/01/2022	0.00	1,411.77	0.00	33,384.47
26/01/2022	Net settlement for rebalance 24810 settling on 26/01/2022	0.00	1,465.64	0.00	31,918.83
26/01/2022	Net settlement for rebalance 24810 settling on 26/01/2022	0.00	1,471.25	0.00	30,447.58
26/01/2022	Net settlement for rebalance 24810 settling on 26/01/2022	0.00	1,581.82	0.00	28,865.76
26/01/2022	Net settlement for rebalance 24810 settling on 26/01/2022	0.00	1,610.67	0.00	27,255.09
26/01/2022	Net settlement for rebalance 24810 settling on 26/01/2022	0.00	1,638.04	0.00	25,617.05
26/01/2022	Net settlement for rebalance 24810 settling on 26/01/2022	0.00	1,646.32	0.00	23,970.73
26/01/2022	Net settlement for rebalance 24810 settling on 26/01/2022	0.00	1,675.50	0.00	22,295.23
26/01/2022	Net settlement for rebalance 24810 settling on 26/01/2022	0.00	1,740.54	0.00	20,554.69
26/01/2022	Net settlement for rebalance 24810 settling on 26/01/2022	0.00	1,795.85	0.00	18,758.84

Date	Description	Quantity	Debits	Credits	Balance
26/01/2022	Net settlement for rebalance 24810 settling on 26/01/2022	0.00	1,947.36	0.00	16,811.48
26/01/2022	Net settlement for rebalance 24810 settling on 26/01/2022	0.00	2,060.68	0.00	14,750.80
26/01/2022	Net settlement for rebalance 24810 settling on 26/01/2022	0.00	2,077.37	0.00	12,673.43
26/01/2022	Net settlement for rebalance 24810 settling on 26/01/2022	0.00	3,309.70	0.00	9,363.73
26/01/2022	Net settlement for rebalance 24810 settling on 26/01/2022	0.00	3,322.67	0.00	6,041.06
26/01/2022	Net settlement for rebalance 24810 settling on 26/01/2022	0.00	6,041.06	0.00	0.00
27/01/2022	"Net settlement for rebalance 24810 settling on 27/01/2022	0.00	0.00	28,335.06	28,335.06
27/01/2022	"Net settlement for rebalance 24810 settling on 27/01/2022	0.00	361.27	0.00	27,973.79
27/01/2022	"Net settlement for rebalance 24810 settling on 27/01/2022	0.00	543.95	0.00	27,429.84
27/01/2022	"Net settlement for rebalance 24810 settling on 27/01/2022	0.00	728.27	0.00	26,701.57
27/01/2022	"Net settlement for rebalance 24810 settling on 27/01/2022	0.00	849.34	0.00	25,852.23
27/01/2022	"Net settlement for rebalance 24810 settling on 27/01/2022	0.00	934.75	0.00	24,917.48
27/01/2022	"Net settlement for rebalance 24810 settling on 27/01/2022	0.00	945.49	0.00	23,971.99
27/01/2022	"Net settlement for rebalance 24810 settling on 27/01/2022	0.00	1,349.73	0.00	22,622.26

Date	Description	Quantity	Debits	Credits	Balance
27/01/2022	"Net settlement for rebalance 24810 settling on 27/01/2022	0.00	1,681.13	0.00	20,941.13
27/01/2022	"Net settlement for rebalance 24810 settling on 27/01/2022	0.00	1,748.33	0.00	19,192.80
27/01/2022	"Net settlement for rebalance 24810 settling on 27/01/2022	0.00	2,100.08	0.00	17,092.72
27/01/2022	"Net settlement for rebalance 24810 settling on 27/01/2022	0.00	3,662.95	0.00	13,429.77
27/01/2022	"Net settlement for rebalance 24810 settling on 27/01/2022	0.00	3,788.91	0.00	9,640.86
27/01/2022	"Net settlement for rebalance 24810 settling on 27/01/2022	0.00	4,070.38	0.00	5,570.48
27/01/2022	"Net settlement for rebalance 24810 settling on 27/01/2022	0.00	5,570.48	0.00	0.00
27/01/2022	CSCO Dividend	0.00	0.00	14.47	14.47
27/01/2022	CSCO Dividend	0.00	14.47	0.00	0.00
27/01/2022	NTAP Dividend	0.00	0.00	33.12	33.12
27/01/2022	NTAP Dividend	0.00	33.12	0.00	0.00
31/01/2022	JPM Dividend	0.00	0.00	26.38	26.38
31/01/2022	JPM Dividend	0.00	26.38	0.00	0.00
01/02/2022	Monthly Interest	0.00	0.00	3.97	3.97
01/02/2022	Monthly Interest	0.00	3.97	0.00	0.00
02/02/2022	BMV Dividend	0.00	0.00	37.25	37.25
02/02/2022	BMV Dividend	0.00	37.25	0.00	0.00

Date	Description	Quantity	Debits	Credits	Balance
08/02/2022	Non advice Fees for the month ended 31 Jan 2022	0.00	0.00	686.25	686.25
08/02/2022	Non advice Fees for the month ended 31 Jan 2022	0.00	686.25	0.00	0.00
09/02/2022	Net settlement for rebalance 24862 settling on 09/02/2022	0.00	0.00	0.00	0.00
09/02/2022	Net settlement for rebalance 24862 settling on 09/02/2022	0.00	0.00	0.00	0.00
09/02/2022	Net settlement for rebalance 24862 settling on 09/02/2022	0.00	0.00	705.39	705.39
09/02/2022	Net settlement for rebalance 24862 settling on 09/02/2022	0.00	0.00	752.62	1,458.01
09/02/2022	Net settlement for rebalance 24862 settling on 09/02/2022	0.00	0.00	1,609.42	3,067.43
09/02/2022	Net settlement for rebalance 24862 settling on 09/02/2022	0.00	0.00	4,835.55	7,902.98
09/02/2022	Net settlement for rebalance 24862 settling on 09/02/2022	0.00	0.00	5,106.00	13,008.98
09/02/2022	Net settlement for rebalance 24862 settling on 09/02/2022	0.00	0.00	8,631.87	21,640.85
09/02/2022	Net settlement for rebalance 24862 settling on 09/02/2022	0.00	0.00	17,860.99	39,501.84
09/02/2022	Net settlement for rebalance 24862 settling on 09/02/2022	0.00	0.00	27,352.35	66,854.19
09/02/2022	Net settlement for rebalance 24862 settling on 09/02/2022	0.00	0.00	101,249.91	168,104.10
09/02/2022	Net settlement for rebalance 24862 settling on 09/02/2022	0.00	279.04	0.00	167,825.06

Date	Description	Quantity	Debits	Credits	Balance
09/02/2022	Net settlement for rebalance 24862 settling on 09/02/2022	0.00	297.89	0.00	167,527.17
09/02/2022	Net settlement for rebalance 24862 settling on 09/02/2022	0.00	304.63	0.00	167,222.54
09/02/2022	Net settlement for rebalance 24862 settling on 09/02/2022	0.00	313.45	0.00	166,909.09
09/02/2022	Net settlement for rebalance 24862 settling on 09/02/2022	0.00	365.84	0.00	166,543.25
09/02/2022	Net settlement for rebalance 24862 settling on 09/02/2022	0.00	366.84	0.00	166,176.41
09/02/2022	Net settlement for rebalance 24862 settling on 09/02/2022	0.00	381.36	0.00	165,795.05
09/02/2022	Net settlement for rebalance 24862 settling on 09/02/2022	0.00	435.31	0.00	165,359.74
09/02/2022	Net settlement for rebalance 24862 settling on 09/02/2022	0.00	439.51	0.00	164,920.23
09/02/2022	Net settlement for rebalance 24862 settling on 09/02/2022	0.00	454.62	0.00	164,465.61
09/02/2022	Net settlement for rebalance 24862 settling on 09/02/2022	0.00	477.61	0.00	163,988.00
09/02/2022	Net settlement for rebalance 24862 settling on 09/02/2022	0.00	479.13	0.00	163,508.87
09/02/2022	Net settlement for rebalance 24862 settling on 09/02/2022	0.00	495.63	0.00	163,013.24
09/02/2022	Net settlement for rebalance 24862 settling on 09/02/2022	0.00	496.15	0.00	162,517.09
09/02/2022	Net settlement for rebalance 24862 settling on 09/02/2022	0.00	502.30	0.00	162,014.79

Date	Description	Quantity	Debits	Credits	Balance
09/02/2022	Net settlement for rebalance 24862 settling on 09/02/2022	0.00	518.35	0.00	161,496.44
09/02/2022	Net settlement for rebalance 24862 settling on 09/02/2022	0.00	520.67	0.00	160,975.77
09/02/2022	Net settlement for rebalance 24862 settling on 09/02/2022	0.00	592.18	0.00	160,383.59
09/02/2022	Net settlement for rebalance 24862 settling on 09/02/2022	0.00	610.39	0.00	159,773.20
09/02/2022	Net settlement for rebalance 24862 settling on 09/02/2022	0.00	630.84	0.00	159,142.36
09/02/2022	Net settlement for rebalance 24862 settling on 09/02/2022	0.00	637.37	0.00	158,504.99
09/02/2022	Net settlement for rebalance 24862 settling on 09/02/2022	0.00	638.43	0.00	157,866.56
09/02/2022	Net settlement for rebalance 24862 settling on 09/02/2022	0.00	640.23	0.00	157,226.33
09/02/2022	Net settlement for rebalance 24862 settling on 09/02/2022	0.00	651.67	0.00	156,574.66
09/02/2022	Net settlement for rebalance 24862 settling on 09/02/2022	0.00	722.55	0.00	155,852.11
09/02/2022	Net settlement for rebalance 24862 settling on 09/02/2022	0.00	757.26	0.00	155,094.85
09/02/2022	Net settlement for rebalance 24862 settling on 09/02/2022	0.00	765.11	0.00	154,329.74
09/02/2022	Net settlement for rebalance 24862 settling on 09/02/2022	0.00	786.90	0.00	153,542.84
09/02/2022	Net settlement for rebalance 24862 settling on 09/02/2022	0.00	833.16	0.00	152,709.68

Date	Description	Quantity	Debits	Credits	Balance
09/02/2022	Net settlement for rebalance 24862 settling on 09/02/2022	0.00	840.48	0.00	151,869.20
09/02/2022	Net settlement for rebalance 24862 settling on 09/02/2022	0.00	919.29	0.00	150,949.91
09/02/2022	Net settlement for rebalance 24862 settling on 09/02/2022	0.00	963.65	0.00	149,986.26
09/02/2022	Net settlement for rebalance 24862 settling on 09/02/2022	0.00	1,018.34	0.00	148,967.92
09/02/2022	Net settlement for rebalance 24862 settling on 09/02/2022	0.00	1,019.60	0.00	147,948.32
09/02/2022	Net settlement for rebalance 24862 settling on 09/02/2022	0.00	1,071.67	0.00	146,876.65
09/02/2022	Net settlement for rebalance 24862 settling on 09/02/2022	0.00	1,075.51	0.00	145,801.14
09/02/2022	Net settlement for rebalance 24862 settling on 09/02/2022	0.00	1,273.22	0.00	144,527.92
09/02/2022	Net settlement for rebalance 24862 settling on 09/02/2022	0.00	1,310.79	0.00	143,217.13
09/02/2022	Net settlement for rebalance 24862 settling on 09/02/2022	0.00	1,366.49	0.00	141,850.64
09/02/2022	Net settlement for rebalance 24862 settling on 09/02/2022	0.00	1,632.10	0.00	140,218.54
09/02/2022	Net settlement for rebalance 24862 settling on 09/02/2022	0.00	1,639.18	0.00	138,579.36
09/02/2022	Net settlement for rebalance 24862 settling on 09/02/2022	0.00	1,790.91	0.00	136,788.45
09/02/2022	Net settlement for rebalance 24862 settling on 09/02/2022	0.00	2,334.81	0.00	134,453.64

Date	Description	Quantity	Debits	Credits	Balance
09/02/2022	Net settlement for rebalance 24862 settling on 09/02/2022	0.00	2,537.86	0.00	131,915.78
09/02/2022	Net settlement for rebalance 24862 settling on 09/02/2022	0.00	3,313.52	0.00	128,602.26
09/02/2022	Net settlement for rebalance 24862 settling on 09/02/2022	0.00	128,602.26	0.00	0.00
11/02/2022	AAPL Dividend	0.00	0.00	12.31	12.31
11/02/2022	AAPL Dividend	0.00	12.31	0.00	0.00
14/02/2022	CFG Dividend	0.00	0.00	62.62	62.62
14/02/2022	CFG Dividend	0.00	62.62	0.00	0.00
21/02/2022	Final redemption: A\$119.84 for each GSIC22 bond held.	0.00	0.00	4,314.24	4,314.24
21/02/2022	Final redemption: A\$119.84 for each GSIC22 bond held.	0.00	4,314.24	0.00	0.00
21/02/2022	GSIC22 Dividend	0.00	0.00	13.48	13.48
21/02/2022	GSIC22 Dividend	0.00	13.48	0.00	0.00
22/02/2022	TCL_THT Dividend	0.00	0.00	93.90	93.90
22/02/2022	TCL_THT Dividend	0.00	93.90	0.00	0.00
24/02/2022	PAYX Dividend	0.00	0.00	26.54	26.54
24/02/2022	PAYX Dividend	0.00	26.54	0.00	0.00
01/03/2022	CTSH Dividend	0.00	0.00	9.42	9.42
01/03/2022	CTSH Dividend	0.00	9.42	0.00	0.00
01/03/2022	INTC Dividend	0.00	0.00	10.63	10.63

Date	Description	Quantity	Debits	Credits	Balance
01/03/2022	INTC Dividend	0.00	10.63	0.00	0.00
01/03/2022	Monthly Interest	0.00	0.00	3.26	3.26
01/03/2022	Monthly Interest	0.00	3.26	0.00	0.00
02/03/2022	SJM Dividend	0.00	0.00	31.21	31.21
02/03/2022	SJM Dividend	0.00	31.21	0.00	0.00
02/03/2022	V Dividend	0.00	0.00	8.31	8.31
02/03/2022	V Dividend	0.00	8.31	0.00	0.00
02/03/2022	ZTS Dividend	0.00	0.00	3.03	3.03
02/03/2022	ZTS Dividend	0.00	3.03	0.00	0.00
08/03/2022	JNJ Dividend	0.00	0.00	19.67	19.67
08/03/2022	JNJ Dividend	0.00	19.67	0.00	0.00
09/03/2022	"Non advice Fees for the month ended 28 Feb 2022	0.00	0.00	623.26	623.26
09/03/2022	"Non advice Fees for the month ended 28 Feb 2022	0.00	623.26	0.00	0.00
09/03/2022	Net settlement for rebalance 24989 settling on 09/03/2022	0.00	0.00	82,382.74	82,382.74
09/03/2022	Net settlement for rebalance 24989 settling on 09/03/2022	0.00	82,382.74	0.00	0.00
09/03/2022	Tax Date 9/03/2022. Scheme of Arrangement between Sydney Airport Stapled Securities (SYD)	0.00	0.00	5,040.00	5,040.00
09/03/2022	Tax Date 9/03/2022. Scheme of Arrangement between Sydney Airport Stapled Securities (SYD)	0.00	5,040.00	0.00	0.00

Date	Description	Quantity	Debits	Credits	Balance
10/03/2022	CDW Dividend	0.00	0.00	4.62	4.62
10/03/2022	CDW Dividend	0.00	4.62	0.00	0.00
10/03/2022	MSFT Dividend	0.00	0.00	30.12	30.12
10/03/2022	MSFT Dividend	0.00	30.12	0.00	0.00
15/03/2022	MMM Dividend	0.00	0.00	29.87	29.87
15/03/2022	MMM Dividend	0.00	29.87	0.00	0.00
15/03/2022	RHI Dividend	0.00	0.00	18.25	18.25
15/03/2022	RHI Dividend	0.00	18.25	0.00	0.00
16/03/2022	AAA Dividend	0.00	0.00	14.91	14.91
16/03/2022	AAA Dividend	0.00	14.91	0.00	0.00
16/03/2022	AMAT Dividend	0.00	0.00	5.34	5.34
16/03/2022	AMAT Dividend	0.00	5.34	0.00	0.00
17/03/2022	CPU Dividend	0.00	0.00	57.12	57.12
17/03/2022	CPU Dividend	0.00	57.12	0.00	0.00
17/03/2022	Net settlement for rebalance 25030 settling on 17/03/2022	0.00	0.00	45,530.72	45,530.72
17/03/2022	Net settlement for rebalance 25030 settling on 17/03/2022	0.00	45,530.72	0.00	0.00
18/03/2022	AAA Deferred Settlement	0.00	0.00	2,655.83	2,655.83
18/03/2022	EBAY Dividend	0.00	0.00	12.91	2,668.74
18/03/2022	EBAY Dividend	0.00	12.91	0.00	2,655.83

Date	Description	Quantity	Debits	Credits	Balance
18/03/2022	ML Deferred Settlement	0.00	0.00	3,153.97	5,809.80
18/03/2022	Net settlement for rebalance 25038 settling on 18/03/2022	0.00	0.00	0.00	5,809.80
18/03/2022	Net settlement for rebalance 25038 settling on 18/03/2022	0.00	0.00	318.30	6,128.10
18/03/2022	Net settlement for rebalance 25038 settling on 18/03/2022	0.00	0.00	323.63	6,451.73
18/03/2022	Net settlement for rebalance 25038 settling on 18/03/2022	0.00	0.00	325.66	6,777.39
18/03/2022	Net settlement for rebalance 25038 settling on 18/03/2022	0.00	0.00	380.30	7,157.69
18/03/2022	Net settlement for rebalance 25038 settling on 18/03/2022	0.00	0.00	410.19	7,567.88
18/03/2022	Net settlement for rebalance 25038 settling on 18/03/2022	0.00	0.00	489.50	8,057.38
18/03/2022	Net settlement for rebalance 25038 settling on 18/03/2022	0.00	0.00	494.67	8,552.05
18/03/2022	Net settlement for rebalance 25038 settling on 18/03/2022	0.00	0.00	523.74	9,075.79
18/03/2022	Net settlement for rebalance 25038 settling on 18/03/2022	0.00	0.00	537.81	9,613.60
18/03/2022	Net settlement for rebalance 25038 settling on 18/03/2022	0.00	0.00	540.46	10,154.06
18/03/2022	Net settlement for rebalance 25038 settling on 18/03/2022	0.00	0.00	543.93	10,697.99
18/03/2022	Net settlement for rebalance 25038 settling on 18/03/2022	0.00	0.00	566.52	11,264.51
18/03/2022	Net settlement for rebalance 25038 settling on 18/03/2022	0.00	0.00	573.42	11,837.93

Date	Description	Quantity	Debits	Credits	Balance
18/03/2022	Net settlement for rebalance 25038 settling on 18/03/2022	0.00	0.00	575.15	12,413.08
18/03/2022	Net settlement for rebalance 25038 settling on 18/03/2022	0.00	0.00	621.87	13,034.95
18/03/2022	Net settlement for rebalance 25038 settling on 18/03/2022	0.00	0.00	633.90	13,668.85
18/03/2022	Net settlement for rebalance 25038 settling on 18/03/2022	0.00	0.00	676.93	14,345.78
18/03/2022	Net settlement for rebalance 25038 settling on 18/03/2022	0.00	0.00	715.06	15,060.84
18/03/2022	Net settlement for rebalance 25038 settling on 18/03/2022	0.00	0.00	788.59	15,849.43
18/03/2022	Net settlement for rebalance 25038 settling on 18/03/2022	0.00	0.00	800.27	16,649.70
18/03/2022	Net settlement for rebalance 25038 settling on 18/03/2022	0.00	0.00	863.16	17,512.86
18/03/2022	Net settlement for rebalance 25038 settling on 18/03/2022	0.00	0.00	881.22	18,394.08
18/03/2022	Net settlement for rebalance 25038 settling on 18/03/2022	0.00	0.00	910.41	19,304.49
18/03/2022	Net settlement for rebalance 25038 settling on 18/03/2022	0.00	0.00	965.53	20,270.02
18/03/2022	Net settlement for rebalance 25038 settling on 18/03/2022	0.00	0.00	977.56	21,247.58
18/03/2022	Net settlement for rebalance 25038 settling on 18/03/2022	0.00	0.00	1,010.41	22,257.99
18/03/2022	Net settlement for rebalance 25038 settling on 18/03/2022	0.00	0.00	1,026.14	23,284.13

Date	Description	Quantity	Debits	Credits	Balance
18/03/2022	Net settlement for rebalance 25038 settling on 18/03/2022	0.00	0.00	1,155.46	24,439.59
18/03/2022	Net settlement for rebalance 25038 settling on 18/03/2022	0.00	0.00	1,161.49	25,601.08
18/03/2022	Net settlement for rebalance 25038 settling on 18/03/2022	0.00	0.00	1,204.77	26,805.85
18/03/2022	Net settlement for rebalance 25038 settling on 18/03/2022	0.00	0.00	1,232.06	28,037.91
18/03/2022	Net settlement for rebalance 25038 settling on 18/03/2022	0.00	0.00	1,335.85	29,373.76
18/03/2022	Net settlement for rebalance 25038 settling on 18/03/2022	0.00	0.00	1,458.09	30,831.85
18/03/2022	Net settlement for rebalance 25038 settling on 18/03/2022	0.00	0.00	1,496.63	32,328.48
18/03/2022	Net settlement for rebalance 25038 settling on 18/03/2022	0.00	0.00	1,498.45	33,826.93
18/03/2022	Net settlement for rebalance 25038 settling on 18/03/2022	0.00	0.00	1,513.51	35,340.44
18/03/2022	Net settlement for rebalance 25038 settling on 18/03/2022	0.00	0.00	1,557.80	36,898.24
18/03/2022	Net settlement for rebalance 25038 settling on 18/03/2022	0.00	0.00	1,639.22	38,537.46
18/03/2022	Net settlement for rebalance 25038 settling on 18/03/2022	0.00	0.00	2,065.10	40,602.56
18/03/2022	Net settlement for rebalance 25038 settling on 18/03/2022	0.00	0.00	2,124.02	42,726.58
18/03/2022	Net settlement for rebalance 25038 settling on 18/03/2022	0.00	0.00	2,234.18	44,960.76

Date	Description	Quantity	Debits	Credits	Balance
18/03/2022	Net settlement for rebalance 25038 settling on 18/03/2022	0.00	0.00	2,291.07	47,251.83
18/03/2022	Net settlement for rebalance 25038 settling on 18/03/2022	0.00	0.00	2,384.48	49,636.31
18/03/2022	Net settlement for rebalance 25038 settling on 18/03/2022	0.00	0.00	2,655.83	52,292.14
18/03/2022	Net settlement for rebalance 25038 settling on 18/03/2022	0.00	0.00	2,957.07	55,249.21
18/03/2022	Net settlement for rebalance 25038 settling on 18/03/2022	0.00	0.00	3,153.97	58,403.18
18/03/2022	Net settlement for rebalance 25038 settling on 18/03/2022	0.00	0.00	4,018.75	62,421.93
18/03/2022	Net settlement for rebalance 25038 settling on 18/03/2022	0.00	0.00	5,315.65	67,737.58
18/03/2022	Net settlement for rebalance 25038 settling on 18/03/2022	0.00	440.45	0.00	67,297.13
18/03/2022	Net settlement for rebalance 25038 settling on 18/03/2022	0.00	528.52	0.00	66,768.61
18/03/2022	Net settlement for rebalance 25038 settling on 18/03/2022	0.00	588.94	0.00	66,179.67
18/03/2022	Net settlement for rebalance 25038 settling on 18/03/2022	0.00	1,377.23	0.00	64,802.44
18/03/2022	Net settlement for rebalance 25038 settling on 18/03/2022	0.00	1,567.76	0.00	63,234.68
18/03/2022	Net settlement for rebalance 25038 settling on 18/03/2022	0.00	2,342.86	0.00	60,891.82
18/03/2022	Net settlement for rebalance 25038 settling on 18/03/2022	0.00	2,424.64	0.00	58,467.18

Date	Description	Quantity	Debits	Credits	Balance
18/03/2022	Net settlement for rebalance 25038 settling on 18/03/2022	0.00	2,666.80	0.00	55,800.38
18/03/2022	Net settlement for rebalance 25038 settling on 18/03/2022	0.00	2,927.58	0.00	52,872.80
18/03/2022	Net settlement for rebalance 25038 settling on 18/03/2022	0.00	3,402.77	0.00	49,470.03
18/03/2022	Net settlement for rebalance 25038 settling on 18/03/2022	0.00	3,813.48	0.00	45,656.55
18/03/2022	Net settlement for rebalance 25038 settling on 18/03/2022	0.00	5,515.98	0.00	40,140.57
18/03/2022	Net settlement for rebalance 25038 settling on 18/03/2022	0.00	7,342.32	0.00	32,798.25
18/03/2022	Net settlement for rebalance 25038 settling on 18/03/2022	0.00	7,811.40	0.00	24,986.85
18/03/2022	Net settlement for rebalance 25038 settling on 18/03/2022	0.00	19,177.05	0.00	5,809.80
18/03/2022	ULVR Deferred Settlement	0.00	0.00	621.87	6,431.67
21/03/2022	AAA Deferred Settlement	0.00	0.00	0.00	6,431.67
21/03/2022	AAA Deferred Settlement	0.00	2,655.83	0.00	3,775.84
21/03/2022	GSIQ25 Dividend	0.00	0.00	22.26	3,798.10
21/03/2022	GSIQ25 Dividend	0.00	22.26	0.00	3,775.84
21/03/2022	GSIQ30 Dividend	0.00	0.00	18.89	3,794.73
21/03/2022	GSIQ30 Dividend	0.00	18.89	0.00	3,775.84
21/03/2022	ML Deferred Settlement	0.00	0.00	0.00	3,775.84
21/03/2022	ML Deferred Settlement	0.00	0.00	3,153.97	6,929.81

Date	Description	Quantity	Debits	Credits	Balance
21/03/2022	ML Deferred Settlement	0.00	3,153.97	0.00	3,775.84
21/03/2022	ROG Dividend	0.00	0.00	53.82	3,829.66
21/03/2022	ROG Dividend	0.00	53.82	0.00	3,775.84
21/03/2022	ULVR Deferred Settlement	0.00	0.00	0.00	3,775.84
21/03/2022	ULVR Deferred Settlement	0.00	621.87	0.00	3,153.97
22/03/2022	ML Deferred Settlement	0.00	0.00	0.00	3,153.97
22/03/2022	ML Deferred Settlement	0.00	0.00	3,153.97	6,307.94
22/03/2022	ML Deferred Settlement	0.00	3,153.97	0.00	3,153.97
23/03/2022	ML Deferred Settlement	0.00	0.00	0.00	3,153.97
23/03/2022	ML Deferred Settlement	0.00	0.00	3,153.97	6,307.94
23/03/2022	ML Deferred Settlement	0.00	3,153.97	0.00	3,153.97
23/03/2022	SHL Dividend	0.00	0.00	76.40	3,230.37
23/03/2022	SHL Dividend	0.00	76.40	0.00	3,153.97
23/03/2022	ULVR Dividend	0.00	0.00	46.61	3,200.58
23/03/2022	ULVR Dividend	0.00	46.61	0.00	3,153.97
23/03/2022	WPL Dividend	0.00	0.00	255.78	3,409.75
23/03/2022	WPL Dividend	0.00	255.78	0.00	3,153.97
24/03/2022	ML Deferred Settlement	0.00	0.00	0.00	3,153.97
24/03/2022	ML Deferred Settlement	0.00	0.00	3,153.97	6,307.94
24/03/2022	ML Deferred Settlement	0.00	3,153.97	0.00	3,153.97

Date	Description	Quantity	Debits	Credits	Balance
25/03/2022	LHX Dividend	0.00	0.00	12.72	3,166.69
25/03/2022	LHX Dividend	0.00	12.72	0.00	3,153.97
25/03/2022	ML Deferred Settlement	0.00	0.00	0.00	3,153.97
25/03/2022	ML Deferred Settlement	0.00	3,153.97	0.00	0.00
25/03/2022	NEM Dividend	0.00	0.00	12.50	12.50
25/03/2022	NEM Dividend	0.00	12.50	0.00	0.00
28/03/2022	BHP Dividend	0.00	0.00	151.88	151.88
28/03/2022	BHP Dividend	0.00	151.88	0.00	0.00
28/03/2022	EDV Dividend	0.00	0.00	54.88	54.88
28/03/2022	EDV Dividend	0.00	54.88	0.00	0.00
29/03/2022	NOVO B Dividend	0.00	0.00	51.05	51.05
29/03/2022	NOVO B Dividend	0.00	51.05	0.00	0.00
29/03/2022	NST Dividend	0.00	0.00	100.20	100.20
29/03/2022	NST Dividend	0.00	100.20	0.00	0.00
30/03/2022	ABBN Dividend	0.00	0.00	64.73	64.73
30/03/2022	ABBN Dividend	0.00	64.73	0.00	0.00
30/03/2022	CBA Dividend	0.00	0.00	138.25	138.25
30/03/2022	CBA Dividend	0.00	138.25	0.00	0.00
30/03/2022	WES Dividend	0.00	0.00	184.80	184.80
30/03/2022	WES Dividend	0.00	184.80	0.00	0.00

Date	Description	Quantity	Debits	Credits	Balance
31/03/2022	COL Dividend	0.00	0.00	154.44	154.44
31/03/2022	COL Dividend	0.00	154.44	0.00	0.00
01/04/2022	Monthly Interest	0.00	0.00	4.51	4.51
01/04/2022	Monthly Interest	0.00	4.51	0.00	0.00
01/04/2022	PSA Dividend	0.00	0.00	27.20	27.20
01/04/2022	PSA Dividend	0.00	27.20	0.00	0.00
01/04/2022	TWE Dividend	0.00	0.00	66.00	66.00
01/04/2022	TWE Dividend	0.00	66.00	0.00	0.00
06/04/2022	CSL Dividend	0.00	0.00	93.91	93.91
06/04/2022	CSL Dividend	0.00	93.91	0.00	0.00
08/04/2022	MRK Dividend	0.00	0.00	23.32	23.32
08/04/2022	MRK Dividend	0.00	23.32	0.00	0.00
08/04/2022	Non advice Fees for the month ended 31 Mar 2022	0.00	0.00	650.44	650.44
08/04/2022	Non advice Fees for the month ended 31 Mar 2022	0.00	650.44	0.00	0.00
08/04/2022	WTC Dividend	0.00	0.00	5.51	5.51
08/04/2022	WTC Dividend	0.00	5.51	0.00	0.00
13/04/2022	WOW Dividend	0.00	0.00	99.45	99.45
13/04/2022	WOW Dividend	0.00	99.45	0.00	0.00
14/04/2022	BXB Dividend	0.00	0.00	84.94	84.94

Date	Description	Quantity	Debits	Credits	Balance
14/04/2022	BXB Dividend	0.00	84.94	0.00	0.00
14/04/2022	ITW Dividend	0.00	0.00	20.59	20.59
14/04/2022	ITW Dividend	0.00	20.59	0.00	0.00
19/04/2022	WTW Dividend	0.00	0.00	13.35	13.35
19/04/2022	WTW Dividend	0.00	13.35	0.00	0.00
20/04/2022	AAA Dividend	0.00	0.00	19.10	19.10
20/04/2022	AAA Dividend	0.00	19.10	0.00	0.00
21/04/2022	GSBG25 Dividend	0.00	0.00	297.37	297.37
21/04/2022	GSBG25 Dividend	0.00	297.37	0.00	0.00
21/04/2022	GSBG29 Dividend	0.00	0.00	214.49	214.49
21/04/2022	GSBG29 Dividend	0.00	214.49	0.00	0.00
21/04/2022	GSBG33 Dividend	0.00	0.00	780.75	780.75
21/04/2022	GSBG33 Dividend	0.00	780.75	0.00	0.00
21/04/2022	GSBG37 Dividend	0.00	0.00	688.12	688.12
21/04/2022	GSBG37 Dividend	0.00	688.12	0.00	0.00
22/04/2022	D05 Dividend	0.00	0.00	58.51	58.51
22/04/2022	D05 Dividend	0.00	58.51	0.00	0.00
27/04/2022	ENGI Dividend	0.00	0.00	135.04	135.04
27/04/2022	ENGI Dividend	0.00	135.04	0.00	0.00
28/04/2022	AD Dividend	0.00	0.00	87.81	87.81

Date	Description	Quantity	Debits	Credits	Balance
28/04/2022	AD Dividend	0.00	87.81	0.00	0.00
28/04/2022	CSCO Dividend	0.00	0.00	11.55	11.55
28/04/2022	CSCO Dividend	0.00	11.55	0.00	0.00
28/04/2022	DG Dividend	0.00	0.00	27.51	27.51
28/04/2022	DG Dividend	0.00	27.51	0.00	0.00
28/04/2022	EDP Dividend	0.00	0.00	108.37	108.37
28/04/2022	EDP Dividend	0.00	108.37	0.00	0.00
28/04/2022	NTAP Dividend	0.00	0.00	22.29	22.29
28/04/2022	NTAP Dividend	0.00	22.29	0.00	0.00
29/04/2022	AMT Dividend	0.00	0.00	38.20	38.20
29/04/2022	AMT Dividend	0.00	38.20	0.00	0.00
02/05/2022	JPM Dividend	0.00	0.00	23.14	23.14
02/05/2022	JPM Dividend	0.00	23.14	0.00	0.00
02/05/2022	Monthly Interest	0.00	0.00	3.94	3.94
02/05/2022	Monthly Interest	0.00	3.94	0.00	0.00
02/05/2022	Net settlement for rebalance 25204 settling on 02/05/2022	0.00	0.00	14,086.27	14,086.27
02/05/2022	Net settlement for rebalance 25204 settling on 02/05/2022	0.00	3,731.52	0.00	10,354.75
02/05/2022	Net settlement for rebalance 25204 settling on 02/05/2022	0.00	10,354.75	0.00	0.00
03/05/2022	BMV Dividend	0.00	0.00	27.85	27.85

Date	Description	Quantity	Debits	Credits	Balance
03/05/2022	BMV Dividend	0.00	27.85	0.00	0.00
09/05/2022	ATVI Dividend	0.00	0.00	14.60	14.60
09/05/2022	ATVI Dividend	0.00	14.60	0.00	0.00
09/05/2022	Non advice Fees for the month ended 30 Apr 2022	0.00	0.00	634.07	634.07
09/05/2022	Non advice Fees for the month ended 30 Apr 2022	0.00	634.07	0.00	0.00
10/05/2022	SAN Dividend	0.00	0.00	106.73	106.73
10/05/2022	SAN Dividend	0.00	106.73	0.00	0.00
17/05/2022	AAA Dividend	0.00	0.00	18.94	18.94
17/05/2022	AAA Dividend	0.00	18.94	0.00	0.00
17/05/2022	AAPL Dividend	0.00	0.00	11.81	11.81
17/05/2022	AAPL Dividend	0.00	11.81	0.00	0.00
18/05/2022	CFG Dividend	0.00	0.00	32.49	32.49
18/05/2022	CFG Dividend	0.00	32.49	0.00	0.00
19/05/2022	ML Dividend	0.00	0.00	86.16	86.16
19/05/2022	ML Dividend	0.00	86.16	0.00	0.00
19/05/2022	SU Dividend	0.00	0.00	58.84	58.84
19/05/2022	SU Dividend	0.00	58.84	0.00	0.00
23/05/2022	GSBU28 Dividend	0.00	0.00	92.12	92.12
23/05/2022	GSBU28 Dividend	0.00	92.12	0.00	0.00

Date	Description	Quantity	Debits	Credits	Balance
23/05/2022	GSBU31 Dividend	0.00	0.00	212.00	212.00
23/05/2022	GSBU31 Dividend	0.00	212.00	0.00	0.00
24/05/2022	TEL Dividend	0.00	0.00	126.27	126.27
24/05/2022	TEL Dividend	0.00	126.27	0.00	0.00
25/05/2022	D05 Dividend	0.00	0.00	59.76	59.76
25/05/2022	D05 Dividend	0.00	59.76	0.00	0.00
25/05/2022	REC Dividend	0.00	0.00	18.41	18.41
25/05/2022	REC Dividend	0.00	18.41	0.00	0.00
26/05/2022	PAYX Dividend	0.00	0.00	36.57	36.57
26/05/2022	PAYX Dividend	0.00	36.57	0.00	0.00
27/05/2022	G Dividend	0.00	0.00	156.45	156.45
27/05/2022	G Dividend	0.00	156.45	0.00	0.00
27/05/2022	Tax on SAN/EAPI Spin-off	0.00	0.00	5.67	5.67
27/05/2022	Tax on SAN/EAPI Spin-off	0.00	5.67	0.00	0.00
31/05/2022	CTSH Dividend	0.00	0.00	11.75	11.75
31/05/2022	CTSH Dividend	0.00	11.75	0.00	0.00
01/06/2022	4503 Dividend	0.00	0.00	27.74	27.74
01/06/2022	4503 Dividend	0.00	27.74	0.00	0.00
01/06/2022	7741 Dividend	0.00	0.00	5.08	5.08
01/06/2022	7741 Dividend	0.00	5.08	0.00	0.00

Date	Description	Quantity	Debits	Credits	Balance
01/06/2022	Monthly Interest	0.00	0.00	10.96	10.96
01/06/2022	Monthly Interest	0.00	10.96	0.00	0.00
01/06/2022	ZTS Dividend	0.00	0.00	1.93	1.93
01/06/2022	ZTS Dividend	0.00	1.93	0.00	0.00
02/06/2022	6501 Dividend	0.00	0.00	41.94	41.94
02/06/2022	6501 Dividend	0.00	41.94	0.00	0.00
02/06/2022	SJM Dividend	0.00	0.00	38.11	38.11
02/06/2022	SJM Dividend	0.00	38.11	0.00	0.00
03/06/2022	6758 Dividend	0.00	0.00	9.99	9.99
03/06/2022	6758 Dividend	0.00	9.99	0.00	0.00
07/06/2022	Dividend payment, Transfer to Pending Withdrawal Account in preparation for payment on 01/07/2022 (Pay Ref 1331048373)	0.00	0.00	10.13	10.13
07/06/2022	Dividend payment, Transfer to Pending Withdrawal Account in preparation for payment on 01/07/2022 (Pay Ref 1331048373)	0.00	0.00	14.15	24.28
07/06/2022	Dividend payment, Transfer to Pending Withdrawal Account in preparation for payment on 01/07/2022 (Pay Ref 1331048373)	0.00	10.13	0.00	14.15
07/06/2022	Dividend payment, Transfer to Pending Withdrawal Account in preparation for payment on 01/07/2022 (Pay Ref 1331048373)	0.00	14.15	0.00	0.00
07/06/2022	Interest paid on closure of account	0.00	0.00	2.19	2.19

Date	Description	Quantity	Debits	Credits	Balance
07/06/2022	Interest paid on closure of account	0.00	2.19	0.00	0.00
07/06/2022	MONC Dividend (Pay Ref 1331048373)	0.00	0.00	14.15	14.15
07/06/2022	MONC Dividend (Pay Ref 1331048373)	0.00	14.15	0.00	0.00
07/06/2022	Non advice Fees charged on closure of account	0.00	0.00	130.07	130.07
07/06/2022	Non advice Fees charged on closure of account	0.00	130.07	0.00	0.00
07/06/2022	V Dividend (Pay Ref 1331048373)	0.00	0.00	10.13	10.13
07/06/2022	V Dividend (Pay Ref 1331048373)	0.00	10.13	0.00	0.00
08/06/2022	Dividend payment, Transfer to Pending Withdrawal Account in preparation for payment on 01/07/2022 (Pay Ref 1331048373)	0.00	0.00	25.29	25.29
08/06/2022	Dividend payment, Transfer to Pending Withdrawal Account in preparation for payment on 01/07/2022 (Pay Ref 1331048373)	0.00	25.29	0.00	0.00
08/06/2022	JNJ Dividend (Pay Ref 1331048373)	0.00	0.00	25.29	25.29
08/06/2022	JNJ Dividend (Pay Ref 1331048373)	0.00	25.29	0.00	0.00
08/06/2022	Non advice Fees for the month ended 31 May 2022	0.00	0.00	636.20	636.20
08/06/2022	Non advice Fees for the month ended 31 May 2022	0.00	636.20	0.00	0.00
09/06/2022	"Net settlement for rebalance 25380 settling on 09/06/2022	0.00	0.00	3,074.11	3,074.11
09/06/2022	"Net settlement for rebalance 25380 settling on 09/06/2022	0.00	3,074.11	0.00	0.00

Date	Description	Quantity	Debits	Credits	Balance
09/06/2022	Dividend payment, Transfer to Pending Withdrawal Account in preparation for payment on 01/07/2022 (Pay Ref 1331048373)	0.00	0.00	35.29	35.29
09/06/2022	Dividend payment, Transfer to Pending Withdrawal Account in preparation for payment on 01/07/2022 (Pay Ref 1331048373)	0.00	35.29	0.00	0.00
09/06/2022	MSFT Dividend (Pay Ref 1331048373)	0.00	0.00	35.29	35.29
09/06/2022	MSFT Dividend (Pay Ref 1331048373)	0.00	35.29	0.00	0.00
09/06/2022	Net settlement for rebalance 25380 settling on 09/06/2022	0.00	0.00	267,707.08	267,707.08
09/06/2022	Net settlement for rebalance 25380 settling on 09/06/2022	0.00	0.00	488,643.35	756,350.43
09/06/2022	Net settlement for rebalance 25380 settling on 09/06/2022	0.00	267,707.08	0.00	488,643.35
09/06/2022	Net settlement for rebalance 25380 settling on 09/06/2022	0.00	488,643.35	0.00	0.00
10/06/2022	CDW Dividend (Pay Ref 1331048373)	0.00	0.00	4.73	4.73
10/06/2022	CDW Dividend (Pay Ref 1331048373)	0.00	4.73	0.00	0.00
10/06/2022	Closure Payout, transfer to pending withdrawal account in preparation for payment (Pay Ref 1329728715)	0.00	0.00	806,252.37	806,252.37
10/06/2022	Closure Payout, transfer to pending withdrawal account in preparation for payment (Pay Ref 1329728715)	0.00	806,252.37	0.00	0.00
10/06/2022	Dividend payment, Transfer to Pending Withdrawal Account in preparation for payment on 01/07/2022 (Pay Ref 1331048373)	0.00	0.00	4.73	4.73

Date	Description	Quantity	Debits	Credits	Balance
10/06/2022	Dividend payment, Transfer to Pending Withdrawal Account in preparation for payment on 01/07/2022 (Pay Ref 1331048373)	0.00	4.73	0.00	0.00
10/06/2022	Transfer from Pending Withdrawals account to fund payment (Pay Ref 1329728715)	0.00	0.00	806,252.37	806,252.37
10/06/2022	Transfer from Pending Withdrawals account to fund payment (Pay Ref 1329728715)	0.00	806,252.37	0.00	0.00
10/06/2022	Withdrawal from the SMA, paid via Direct Entry, (Ref=1329728715)	0.00	0.00	806,252.37	806,252.37
10/06/2022	Withdrawal from the SMA, paid via Direct Entry, (Ref=1329728715)	0.00	806,252.37	0.00	0.00
14/06/2022	Dividend payment, Transfer to Pending Withdrawal Account in preparation for payment on 01/07/2022 (Pay Ref 1331048373)	0.00	0.00	30.70	30.70
14/06/2022	Dividend payment, Transfer to Pending Withdrawal Account in preparation for payment on 01/07/2022 (Pay Ref 1331048373)	0.00	30.70	0.00	0.00
14/06/2022	MMM Dividend (Pay Ref 1331048373)	0.00	0.00	30.70	30.70
14/06/2022	MMM Dividend (Pay Ref 1331048373)	0.00	30.70	0.00	0.00
15/06/2022	Dividend payment, Transfer to Pending Withdrawal Account in preparation for payment on 01/07/2022 (Pay Ref 1331048373)	0.00	0.00	21.35	21.35
15/06/2022	Dividend payment, Transfer to Pending Withdrawal Account in preparation for payment on 01/07/2022 (Pay Ref 1331048373)	0.00	21.35	0.00	0.00
15/06/2022	ELE Dividend - Tax Reclaim	0.00	0.00	5.43	5.43
15/06/2022	ELE Dividend - Tax Reclaim	0.00	0.00	7.66	13.09

Date	Description	Quantity	Debits	Credits	Balance
15/06/2022	ELE Dividend - Tax Reclaim	0.00	5.43	0.00	7.66
15/06/2022	ELE Dividend - Tax Reclaim	0.00	7.66	0.00	0.00
15/06/2022	RHI Dividend (Pay Ref 1331048373)	0.00	0.00	21.35	21.35
15/06/2022	RHI Dividend (Pay Ref 1331048373)	0.00	21.35	0.00	0.00
16/06/2022	AMAT Dividend (Pay Ref 1331048373)	0.00	0.00	5.96	5.96
16/06/2022	AMAT Dividend (Pay Ref 1331048373)	0.00	5.96	0.00	0.00
16/06/2022	Dividend payment, Transfer to Pending Withdrawal Account in preparation for payment on 01/07/2022 (Pay Ref 1331048373)	0.00	0.00	5.96	5.96
16/06/2022	Dividend payment, Transfer to Pending Withdrawal Account in preparation for payment on 01/07/2022 (Pay Ref 1331048373)	0.00	0.00	9.57	15.53
16/06/2022	Dividend payment, Transfer to Pending Withdrawal Account in preparation for payment on 01/07/2022 (Pay Ref 1331048373)	0.00	0.00	53.15	68.68
16/06/2022	Dividend payment, Transfer to Pending Withdrawal Account in preparation for payment on 01/07/2022 (Pay Ref 1331048373)	0.00	5.96	0.00	62.72
16/06/2022	Dividend payment, Transfer to Pending Withdrawal Account in preparation for payment on 01/07/2022 (Pay Ref 1331048373)	0.00	9.57	0.00	53.15
16/06/2022	Dividend payment, Transfer to Pending Withdrawal Account in preparation for payment on 01/07/2022 (Pay Ref 1331048373)	0.00	53.15	0.00	0.00
16/06/2022	NEM Dividend (Pay Ref 1331048373)	0.00	0.00	9.57	9.57

Date	Description	Quantity	Debits	Credits	Balance
16/06/2022	NEM Dividend (Pay Ref 1331048373)	0.00	9.57	0.00	0.00
16/06/2022	ULVR Dividend (Pay Ref 1331048373)	0.00	0.00	53.15	53.15
16/06/2022	ULVR Dividend (Pay Ref 1331048373)	0.00	53.15	0.00	0.00
17/06/2022	AAA Dividend (Pay Ref 1331048373)	0.00	0.00	40.29	40.29
17/06/2022	AAA Dividend (Pay Ref 1331048373)	0.00	40.29	0.00	0.00
17/06/2022	Dividend payment, Transfer to Pending Withdrawal Account in preparation for payment on 01/07/2022 (Pay Ref 1331048373)	0.00	0.00	26.40	26.40
17/06/2022	Dividend payment, Transfer to Pending Withdrawal Account in preparation for payment on 01/07/2022 (Pay Ref 1331048373)	0.00	0.00	40.29	66.69
17/06/2022	Dividend payment, Transfer to Pending Withdrawal Account in preparation for payment on 01/07/2022 (Pay Ref 1331048373)	0.00	26.40	0.00	40.29
17/06/2022	Dividend payment, Transfer to Pending Withdrawal Account in preparation for payment on 01/07/2022 (Pay Ref 1331048373)	0.00	40.29	0.00	0.00
17/06/2022	ITRK Dividend (Pay Ref 1331048373)	0.00	0.00	26.40	26.40
17/06/2022	ITRK Dividend (Pay Ref 1331048373)	0.00	26.40	0.00	0.00
20/06/2022	Dividend payment, Transfer to Pending Withdrawal Account in preparation for payment on 01/07/2022 (Pay Ref 1331048373)	0.00	0.00	12.00	12.00
20/06/2022	Dividend payment, Transfer to Pending Withdrawal Account in preparation for payment on 01/07/2022 (Pay Ref 1331048373)	0.00	0.00	13.67	25.67

Date	Description	Quantity	Debits	Credits	Balance
20/06/2022	Dividend payment, Transfer to Pending Withdrawal Account in preparation for payment on 01/07/2022 (Pay Ref 1331048373)	0.00	12.00	0.00	13.67
20/06/2022	Dividend payment, Transfer to Pending Withdrawal Account in preparation for payment on 01/07/2022 (Pay Ref 1331048373)	0.00	13.67	0.00	0.00
20/06/2022	EBAY Dividend (Pay Ref 1331048373)	0.00	0.00	12.00	12.00
20/06/2022	EBAY Dividend (Pay Ref 1331048373)	0.00	12.00	0.00	0.00
20/06/2022	LHX Dividend (Pay Ref 1331048373)	0.00	0.00	13.67	13.67
20/06/2022	LHX Dividend (Pay Ref 1331048373)	0.00	13.67	0.00	0.00
23/06/2022	9433 Dividend (Pay Ref 1331048373)	0.00	0.00	86.15	86.15
23/06/2022	9433 Dividend (Pay Ref 1331048373)	0.00	86.15	0.00	0.00
23/06/2022	Dividend payment, Transfer to Pending Withdrawal Account in preparation for payment on 01/07/2022 (Pay Ref 1331048373)	0.00	0.00	86.15	86.15
23/06/2022	Dividend payment, Transfer to Pending Withdrawal Account in preparation for payment on 01/07/2022 (Pay Ref 1331048373)	0.00	86.15	0.00	0.00
24/06/2022	Dividend payment, Transfer to Pending Withdrawal Account in preparation for payment on 01/07/2022 (Pay Ref 1331048373)	0.00	0.00	300.12	300.12
24/06/2022	Dividend payment, Transfer to Pending Withdrawal Account in preparation for payment on 01/07/2022 (Pay Ref 1331048373)	0.00	300.12	0.00	0.00
24/06/2022	WBC Dividend (Pay Ref 1331048373)	0.00	0.00	300.12	300.12

Date	Description	Quantity	Debits	Credits	Balance
24/06/2022	WBC Dividend (Pay Ref 1331048373)	0.00	300.12	0.00	0.00
29/06/2022	1801 Dividend (Pay Ref 1331280789)	0.00	0.00	15.54	15.54
29/06/2022	1801 Dividend (Pay Ref 1331280789)	0.00	15.54	0.00	0.00
29/06/2022	6113 Dividend (Pay Ref 1331280789)	0.00	0.00	25.68	25.68
29/06/2022	6113 Dividend (Pay Ref 1331280789)	0.00	25.68	0.00	0.00
29/06/2022	Dividend payment, Transfer to Pending Withdrawal Account in preparation for payment on 01/07/2022 (Pay Ref 1331280789)	0.00	0.00	15.54	15.54
29/06/2022	Dividend payment, Transfer to Pending Withdrawal Account in preparation for payment on 01/07/2022 (Pay Ref 1331280789)	0.00	0.00	25.68	41.22
29/06/2022	Dividend payment, Transfer to Pending Withdrawal Account in preparation for payment on 01/07/2022 (Pay Ref 1331280789)	0.00	15.54	0.00	25.68
29/06/2022	Dividend payment, Transfer to Pending Withdrawal Account in preparation for payment on 01/07/2022 (Pay Ref 1331280789)	0.00	25.68	0.00	0.00
30/06/2022	7974 Dividend (Pay Ref 1331181472)	0.00	0.00	102.00	102.00
30/06/2022	7974 Dividend (Pay Ref 1331181472)	0.00	102.00	0.00	0.00
30/06/2022	Dividend payment, Transfer to Pending Withdrawal Account in preparation for payment on 01/07/2022 (Pay Ref 1331181472)	0.00	0.00	102.00	102.00
30/06/2022	Dividend payment, Transfer to Pending Withdrawal Account in preparation for payment on 01/07/2022 (Pay Ref 1331181472)	0.00	102.00	0.00	0.00

Date	Description	Quantity	Debits	Credits	Balance
30/06/2022	Closing Balance	0.00	0.00	0.00	0.00
Fund Suspense / Vanguard Cash Account					
01/07/2021	Opening Balance	0.00	0.00	0.00	0.00
02/07/2021	Account Fee	0.00	0.00	7.97	7.97
02/07/2021	Account Fee	0.00	0.00	31.10	39.07
02/07/2021	Account Fee	0.00	7.97	0.00	31.10
02/07/2021	Account Fee	0.00	31.10	0.00	0.00
02/07/2021	Off-System BSB Direct Entry Deposit - FUNDS TRANSFER	0.00	0.00	40,000.00	40,000.00
02/07/2021	Off-System BSB Direct Entry Deposit - FUNDS TRANSFER	0.00	40,000.00	0.00	0.00
06/07/2021	Buy transaction of VAN0722AU	0.00	0.00	39,500.00	39,500.00
06/07/2021	Buy transaction of VAN0722AU	0.00	39,500.00	0.00	0.00
03/08/2021	Cash Account Interest	0.00	0.00	1.66	1.66
03/08/2021	Cash Account Interest	0.00	1.66	0.00	0.00
02/09/2021	Cash Account Interest	0.00	0.00	0.13	0.13
02/09/2021	Cash Account Interest	0.00	0.13	0.00	0.00
02/10/2021	Cash Account Interest	0.00	0.00	0.13	0.13
02/10/2021	Cash Account Interest	0.00	0.13	0.00	0.00
02/11/2021	Cash Account Interest	0.00	0.00	0.01	0.01
02/11/2021	Cash Account Interest	0.00	0.00	0.13	0.14

Date	Description	Quantity	Debits	Credits	Balance
02/11/2021	Cash Account Interest	0.00	0.01	0.00	0.13
02/11/2021	Cash Account Interest	0.00	0.13	0.00	0.00
02/12/2021	Cash Account Interest	0.00	0.00	0.13	0.13
02/12/2021	Cash Account Interest	0.00	0.13	0.00	0.00
02/12/2021	One-off Cash Withdrawal to 122686678 on 01-Dec-2021	0.00	0.00	466.15	466.15
02/12/2021	One-off Cash Withdrawal to 122686678 on 01-Dec-2021	0.00	466.15	0.00	0.00
21/01/2022	Sell transaction of VAN0722AU	0.00	0.00	20,000.00	20,000.00
21/01/2022	Sell transaction of VAN0722AU	0.00	20,000.00	0.00	0.00
02/02/2022	Cash Account Interest	0.00	0.00	2.30	2.30
02/02/2022	Cash Account Interest	0.00	2.30	0.00	0.00
02/03/2022	Cash Account Interest	0.00	0.00	5.37	5.37
02/03/2022	Cash Account Interest	0.00	5.37	0.00	0.00
11/03/2022	Sell transaction of VAN0722AU	0.00	0.00	20,000.00	20,000.00
11/03/2022	Sell transaction of VAN0722AU	0.00	20,000.00	0.00	0.00
02/04/2022	Cash Account Interest	0.00	0.00	7.54	7.54
02/04/2022	Cash Account Interest	0.00	7.54	0.00	0.00
03/05/2022	Cash Account Interest	0.00	0.00	8.50	8.50
03/05/2022	Cash Account Interest	0.00	8.50	0.00	0.00
02/06/2022	Cash Account Interest	0.00	0.00	16.17	16.17

Date	Description	Quantity	Debits	Credits	Balance
02/06/2022	Cash Account Interest	0.00	16.17	0.00	0.00
30/06/2022	Sell transaction of VAN0105AU	0.00	0.00	19,411.60	19,411.60
30/06/2022	Sell transaction of VAN0105AU	0.00	19,411.60	0.00	0.00
30/06/2022	Sell transaction of VAN0111AU	0.00	0.00	19,993.12	19,993.12
30/06/2022	Sell transaction of VAN0111AU	0.00	19,993.12	0.00	0.00
30/06/2022	Sell transaction of VAN0722AU	0.00	0.00	10,656.89	10,656.89
30/06/2022	Sell transaction of VAN0722AU	0.00	10,656.89	0.00	0.00
30/06/2022	Closing Balance	0.00	0.00	0.00	0.00
Member Entitlement Accounts / Mr Ian Woodhill / Account Based Pension (100% Tax Free)					
01/07/2021	Opening Balance	0.00	0.00	0.00	0.00
01/07/2021	Pension Establishment Post 07	0.00	0.00	667,524.31	667,524.31
09/07/2021	Pension Drawdown - Gross	0.00	1,550.00	0.00	665,974.31
10/08/2021	Pension Drawdown - Gross	0.00	1,550.00	0.00	664,424.31
10/09/2021	Pension Drawdown - Gross	0.00	1,550.00	0.00	662,874.31
08/10/2021	Pension Drawdown - Gross	0.00	1,550.00	0.00	661,324.31
10/11/2021	Pension Drawdown - Gross	0.00	1,550.00	0.00	659,774.31
10/12/2021	Pension Drawdown - Gross	0.00	1,550.00	0.00	658,224.31
10/01/2022	Pension Drawdown - Gross	0.00	1,550.00	0.00	656,674.31
10/02/2022	Pension Drawdown - Gross	0.00	1,550.00	0.00	655,124.31
10/03/2022	Pension Drawdown - Gross	0.00	1,550.00	0.00	653,574.31

Date	Description	Quantity	Debits	Credits	Balance
08/04/2022	Pension Drawdown - Gross	0.00	1,550.00	0.00	652,024.31
10/05/2022	Pension Drawdown - Gross	0.00	1,550.00	0.00	650,474.31
10/06/2022	Pension Drawdown - Gross	0.00	1,467.00	0.00	649,007.31
30/06/2022	Income Taxes Allocated	0.00	590.93	0.00	648,416.38
30/06/2022	Investment Profit or Loss	0.00	0.00	84,216.90	732,633.28
30/06/2022	Closing Balance	0.00	0.00	0.00	732,633.28
Member Entitlement Accounts / Mr Ian Woodhill / Accumulation					
01/07/2021	Opening Balance	0.00	0.00	0.00	667,524.31
01/07/2021	Pension Establishment Post 07	0.00	667,524.31	0.00	0.00
30/06/2022	Closing Balance	0.00	0.00	0.00	0.00
Member Entitlement Accounts / Account Based Pension (100% Tax Free)					
01/07/2021	Opening Balance	0.00	0.00	0.00	0.00
01/07/2021	Pension Establishment Post 07	0.00	0.00	282,430.37	282,430.37
09/07/2021	Pension Drawdown - Gross	0.00	660.00	0.00	281,770.37
10/08/2021	Pension Drawdown - Gross	0.00	660.00	0.00	281,110.37
10/09/2021	Pension Drawdown - Gross	0.00	660.00	0.00	280,450.37
08/10/2021	Pension Drawdown - Gross	0.00	660.00	0.00	279,790.37
10/11/2021	Pension Drawdown - Gross	0.00	660.00	0.00	279,130.37
10/12/2021	Pension Drawdown - Gross	0.00	660.00	0.00	278,470.37
10/01/2022	Pension Drawdown - Gross	0.00	660.00	0.00	277,810.37

Date	Description	Quantity	Debits	Credits	Balance
10/02/2022	Pension Drawdown - Gross	0.00	660.00	0.00	277,150.37
10/03/2022	Pension Drawdown - Gross	0.00	660.00	0.00	276,490.37
08/04/2022	Pension Drawdown - Gross	0.00	660.00	0.00	275,830.37
10/05/2022	Pension Drawdown - Gross	0.00	660.00	0.00	275,170.37
10/06/2022	Pension Drawdown - Gross	0.00	743.00	0.00	274,427.37
30/06/2022	Income Taxes Allocated	0.00	249.99	0.00	274,177.38
30/06/2022	Investment Profit or Loss	0.00	0.00	35,627.82	309,805.20
30/06/2022	Closing Balance	0.00	0.00	0.00	309,805.20
Member Entitlement Accounts / Accumulation					
01/07/2021	Opening Balance	0.00	0.00	0.00	282,430.37
01/07/2021	Pension Establishment Post 07	0.00	282,430.37	0.00	0.00
30/06/2022	Closing Balance	0.00	0.00	0.00	0.00

Permanent Documents

[OCR_WoodhillSuperFund Investment Strategy.pdf](#)

[OCR_SMSF Engagement Letter Signed.pdf](#)

Additional Documents

[ICA.pdf](#)

[Portfolio Valuation SMA00365912_27022023_145321_Woodhill_Super_Fund to 31 June 2021.PDF](#)

[FINANCIALS.pdf](#)

Self-managed superannuation fund annual return **2022**

Who should complete this annual return?

Only self-managed superannuation funds (SMSFs) can complete this annual return. All other funds must complete the *Fund income tax return 2022* (NAT 71287).

- ! The *Self-managed superannuation fund annual return instructions 2022* (NAT 71606) (the instructions) can assist you to complete this annual return.
- The SMSF annual return cannot be used to notify us of a change in fund membership. You must update fund details via ABR.gov.au or complete the Change of details for superannuation entities form (NAT 3036).

To complete this annual return

- Print clearly, using a BLACK pen only.
- Use BLOCK LETTERS and print one character per box.

S M I T H S T

- Place in ALL applicable boxes.

Postal address for annual returns:

Australian Taxation Office
GPO Box 9845
[insert the name and postcode
of your capital city]

For example;

Australian Taxation Office
GPO Box 9845
SYDNEY NSW 2001

Section A: Fund information

1 Tax file number (TFN)

➤ To assist processing, write the fund's TFN at the top of pages 3, 5, 7 and 9.

- ! The ATO is authorised by law to request your TFN. You are not obliged to quote your TFN but not quoting it could increase the chance of delay or error in processing your annual return. See the Privacy note in the Declaration.

2 Name of self-managed superannuation fund (SMSF)

Woodhill Super Fund

3 Australian business number (ABN) (if applicable)

4 Current postal address

PO Box 633

Suburb/town

ST AGNES

State/territory

SA

Postcode

5097

5 Annual return status

Is this an amendment to the SMSF's 2022 return?

A No Yes

Is this the first required return for a newly registered SMSF?

B No Yes

Fund's tax file number (TFN) *****

6 SMSF auditor

Auditor's name

Title: MR

Family name

Boys

First given name

Anthony

Other given names

SMSF Auditor Number

100014140

Auditor's phone number

04

10702708

Postal address

PO Box 3376

Suburb/town

Rundle Mall

State/territory

SA

Postcode

5000

Date audit was completed

A

Day Month Year

Was Part A of the audit report qualified?

B No Yes

Was Part B of the audit report qualified?

C No Yes

If Part B of the audit report was qualified, have the reported issues been rectified?

D No Yes **7 Electronic funds transfer (EFT)**

We need your self-managed super fund's financial institution details to pay any super payments and tax refunds owing to you.

A Fund's financial institution account details

This account is used for super contributions and rollovers. Do not provide a tax agent account here.

Fund BSB number 186200

Fund account number 122686678

Fund account name

Susan Woodwill & Ian Woodhill ATF Woodhill Super Fund

I would like my tax refunds made to this account. Go to C.**B Financial institution account details for tax refunds**

This account is used for tax refunds. You can provide a tax agent account here.

BSB number

Account number

Account name

C Electronic service address alias

Provide the electronic service address alias (ESA) issued by your SMSF messaging provider. (For example, SMSFdataESAAlias). See instructions for more information.

smsfdataflow

Fund's tax file number (TFN)

- 8 Status of SMSF** Australian superannuation fund **A** No Yes Fund benefit structure **B** Code
- Does the fund trust deed allow acceptance of the Government's Super Co-contribution and Low Income Super Amounts? **C** No Yes

9 Was the fund wound up during the income year?

No Yes If yes, provide the date on which the fund was wound up Day Month Year Have all tax lodgment and payment obligations been met? No Yes

10 Exempt current pension income

Did the fund pay retirement phase superannuation income stream benefits to one or more members in the income year?

To claim a tax exemption for current pension income, you must pay at least the minimum benefit payment under the law. Record exempt current pension income at Label **A**.

No Go to Section B: Income.

Yes Exempt current pension income amount **A** \$.00

Which method did you use to calculate your exempt current pension income?

Segregated assets method **B**

Unsegregated assets method **C** Was an actuarial certificate obtained? **D** Yes

Did the fund have any other income that was assessable?

E Yes Go to Section B: Income.

No Choosing 'No' means that you do not have any assessable income, including no-TFN quoted contributions. Go to Section C: Deductions and non-deductible expenses. (Do **not** complete Section B: Income.)

If you are entitled to claim any tax offsets, you can list these at Section D: Income tax calculation statement.

Fund's tax file number (TFN)

Section B: Income

Do not complete this section if all superannuation interests in the SMSF were supporting superannuation income streams in the retirement phase for the **entire year**, there was **no** other income that was assessable, and you **have not** realised a deferred notional gain. If you are entitled to claim any tax offsets, you can record these at Section D: Income tax calculation statement.

11 Income

Did you have a capital gains tax (CGT) event during the year? **G** No Yes

If the total capital loss or total capital gain is greater than \$10,000 or you elected to use the transitional CGT relief in 2017 and the deferred notional gain has been realised, complete and attach a *Capital gains tax (CGT) schedule 2022*.

Have you applied an exemption or rollover? **M** No Yes Code

Net capital gain **A** \$ -00

Gross rent and other leasing and hiring income **B** \$ -00

Gross interest **C** \$ -00

Forestry managed investment scheme income **X** \$ -00

Gross foreign income	D1 \$ <input type="text" value=""/> -00	Net foreign income	D \$ <input type="text" value=""/> -00	Loss <input type="checkbox"/>
----------------------	--	--------------------	---	-------------------------------

Australian franking credits from a New Zealand company **E** \$ -00

Transfers from foreign funds **F** \$ -00 Number

Gross payments where ABN not quoted **H** \$ -00

Calculation of assessable contributions

Assessable employer contributions

R1 \$ -00

plus Assessable personal contributions

R2 \$ -00

plus ****No-TFN-quoted contributions**

R3 \$ -00
(an amount must be included even if it is zero)

less Transfer of liability to life insurance company or PST

R6 \$ -00

Gross distribution from partnerships **I** \$ -00

*Unfranked dividend amount **J** \$ -00

*Franked dividend amount **K** \$ -00

*Dividend franking credit **L** \$ -00

*Gross trust distributions **M** \$ -00

Assessable contributions
(**R1** plus **R2** plus **R3** less **R6**) **R** \$ -00

Calculation of non-arm's length income

*Net non-arm's length private company dividends

U1 \$ -00

plus *Net non-arm's length trust distributions

U2 \$ -00

plus *Net other non-arm's length income

U3 \$ -00

*Other income **S** \$ -00

*Assessable income due to changed tax status of fund **T** \$ -00

Net non-arm's length income
(subject to 45% tax rate)
(**U1** plus **U2** plus **U3**) **U** \$ -00

#This is a mandatory label.

*If an amount is entered at this label, check the instructions to ensure the correct tax treatment has been applied.

GROSS INCOME
(Sum of labels **A** to **U**) **W** \$ -00

Exempt current pension income **Y** \$ -00

TOTAL ASSESSABLE INCOME (**W** less **Y**) **V** \$ -00

Fund's tax file number (TFN)

Section C: Deductions and non-deductible expenses

12 Deductions and non-deductible expenses

Under 'Deductions' list all expenses and allowances you are entitled to claim a deduction for. Under 'Non-deductible expenses', list all other expenses or normally allowable deductions that you cannot claim as a deduction (for example, all expenses related to exempt current pension income should be recorded in the 'Non-deductible expenses' column).

DEDUCTIONS		NON-DEDUCTIBLE EXPENSES	
Interest expenses within Australia	A1 \$ <input type="text" value="0"/> -00	A2 \$ <input type="text" value="0"/> -00	
Interest expenses overseas	B1 \$ <input type="text" value="0"/> -00	B2 \$ <input type="text" value="0"/> -00	
Capital works expenditure	D1 \$ <input type="text" value="0"/> -00	D2 \$ <input type="text" value="0"/> -00	
Decline in value of depreciating assets	E1 \$ <input type="text" value="0"/> -00	E2 \$ <input type="text" value="0"/> -00	
Insurance premiums – members	F1 \$ <input type="text" value="0"/> -00	F2 \$ <input type="text" value="0"/> -00	
SMSF auditor fee	H1 \$ <input type="text" value="0"/> -00	H2 \$ <input type="text" value="440"/> -00	
Investment expenses	I1 \$ <input type="text" value="0"/> -00	I2 \$ <input type="text" value="8358"/> -00	
Management and administration expenses	J1 \$ <input type="text" value="0"/> -00	J2 \$ <input type="text" value="797"/> -00	
Forestry managed investment scheme expense	U1 \$ <input type="text" value="0"/> -00	U2 \$ <input type="text" value="0"/> -00	
Other amounts	L1 \$ <input type="text" value="0"/> -00	L2 \$ <input type="text" value="27702"/> -00	<input type="text" value=""/>
Tax losses deducted	M1 \$ <input type="text" value="0"/> -00		

TOTAL DEDUCTIONS
N \$ -00
 (Total **A1** to **M1**)

TOTAL NON-DEDUCTIBLE EXPENSES
Y \$ -00
 (Total **A2** to **L2**)

#TAXABLE INCOME OR LOSS
O \$ -00 Loss
 (TOTAL ASSESSABLE INCOME less TOTAL DEDUCTIONS)

TOTAL SMSF EXPENSES
Z \$ -00
 (N plus Y)

#This is a mandatory label.

Fund's tax file number (TFN) *****

Section D: Income tax calculation statement

#Important:

Section B label **R3**, Section C label **O** and Section D labels **A, T1, J, T5** and **I** are mandatory. If you leave these labels blank, you will have specified a zero amount.

13 Calculation statement

Please refer to the *Self-managed superannuation fund annual return instructions 2022* on how to complete the calculation statement.

#Taxable income	A	\$	<input type="text" value="0"/>	-00
<i>(an amount must be included even if it is zero)</i>				
#Tax on taxable income	T1	\$	<input type="text" value="0"/>	
<i>(an amount must be included even if it is zero)</i>				
#Tax on no-TFN-quoted contributions	J	\$	<input type="text" value="0"/>	
<i>(an amount must be included even if it is zero)</i>				

Gross tax **B** \$
(T1 plus J)

Foreign income tax offset	C1	\$	<input type="text" value="0"/>	
Rebates and tax offsets	C2	\$	<input type="text"/>	
Non-refundable non-carry forward tax offsets	C	\$	<input type="text" value="0"/>	
<i>(C1 plus C2)</i>				

SUBTOTAL 1
T2 \$
(B less C – cannot be less than zero)

Early stage venture capital limited partnership tax offset	D1	\$	<input type="text" value="0"/>	
Early stage venture capital limited partnership tax offset carried forward from previous year	D2	\$	<input type="text" value="0"/>	
Early stage investor tax offset	D3	\$	<input type="text" value="0"/>	
Early stage investor tax offset carried forward from previous year	D4	\$	<input type="text" value="0"/>	
Non-refundable carry forward tax offsets	D	\$	<input type="text" value="0"/>	
<i>(D1 plus D2 plus D3 plus D4)</i>				

SUBTOTAL 2
T3 \$
(T2 less D – cannot be less than zero)

Complying fund's franking credits tax offset	E1	\$	<input type="text" value="2080.46"/>	
No-TFN tax offset	E2	\$	<input type="text"/>	
National rental affordability scheme tax offset	E3	\$	<input type="text"/>	
Exploration credit tax offset	E4	\$	<input type="text"/>	
Refundable tax offsets	E	\$	<input type="text" value="2080.46"/>	
<i>(E1 plus E2 plus E3 plus E4)</i>				

#TAX PAYABLE **T5** \$
(T3 less E – cannot be less than zero)

Section 102AAM interest charge
G \$

Fund's tax file number (TFN)

Credit for interest on early payments – amount of interest	H1 \$ <input type="text"/>
Credit for tax withheld – foreign resident withholding (excluding capital gains)	H2 \$ <input type="text" value="0"/>
Credit for tax withheld – where ABN or TFN not quoted (non-individual)	H3 \$ <input type="text" value="0"/>
Credit for TFN amounts withheld from payments from closely held trusts	H5 \$ <input type="text"/>
Credit for interest on no-TFN tax offset	H6 \$ <input type="text"/>
Credit for foreign resident capital gains withholding amounts	H8 \$ <input type="text"/>
Eligible credits	H \$ <input type="text" value="0"/>
	<i>(H1 plus H2 plus H3 plus H5 plus H6 plus H8)</i>

#Tax offset refunds (Remainder of refundable tax offsets)	I \$ <input type="text" value="2080.46"/>
	<i>(unused amount from label E – an amount must be included even if it is zero)</i>

PAYG instalments raised

K \$

Supervisory levy

L \$

Supervisory levy adjustment for wound up funds

M \$

Supervisory levy adjustment for new funds

N \$

AMOUNT DUE OR REFUNDABLE A positive amount at S is what you owe, while a negative amount is refundable to you.	S \$ <input type="text" value="-1821.46"/>
	<i>(T5 plus G less H less I less K plus L less M plus N)</i>

#This is a mandatory label.

Section E: Losses

14 Losses

! If total loss is greater than \$100,000, complete and attach a *Losses schedule 2022*.

Tax losses carried forward to later income years	U \$ <input type="text" value="0"/> -00
Net capital losses carried forward to later income years	V \$ <input type="text" value="0"/> -00

Fund's tax file number (TFN) *****

Section F: Member information

MEMBER 1

Title: MR

Family name

Woodhill

First given name

Ian

Other given names

Meredith

Member's TFN

See the Privacy note in the Declaration. *****

Day Month Year

Date of birth 04/02/1947

Contributions

OPENING ACCOUNT BALANCE \$ 667524.31

Refer to instructions for completing these labels.

Employer contributions

A \$ 0

ABN of principal employer

A1

Personal contributions

B \$ 0

CGT small business retirement exemption

C \$ 0

CGT small business 15-year exemption amount

D \$ 0

Personal injury election

E \$ 0

Spouse and child contributions

F \$ 0

Other third party contributions

G \$ 0

Proceeds from primary residence disposal

H \$ 0

Receipt date

Day Month Year

H1

Assessable foreign superannuation fund amount

I \$ 0

Non-assessable foreign superannuation fund amount

J \$ 0

Transfer from reserve: assessable amount

K \$ 0

Transfer from reserve: non-assessable amount

L \$ 0

Contributions from non-complying funds and previously non-complying funds

T \$ 0

Any other contributions (including Super Co-contributions and Low Income Super Amounts)

M \$ 0

TOTAL CONTRIBUTIONS N \$ 0

(Sum of labels A to M)

Other transactions

Allocated earnings or losses

O \$ 83625.97

Loss

Inward rollovers and transfers

P \$ 0

Outward rollovers and transfers

Q \$ 0

Lump Sum payments

R1 \$

Income stream payments

R2 \$ 18517

Code

Code

M

Accumulation phase account balance

S1 \$ 0

Retirement phase account balance - Non CDBIS

S2 \$ 732633.28

Retirement phase account balance - CDBIS

S3 \$ 0

0 TRIS Count

CLOSING ACCOUNT BALANCE S \$ 732633.28

(S1 plus S2 plus S3)

Accumulation phase value X1 \$

Retirement phase value X2 \$

Outstanding limited recourse borrowing arrangement amount Y \$

Fund's tax file number (TFN)

MEMBER 2

Title:

Family name

First given name

Other given names

Member's TFN
See the Privacy note in the Declaration.

Date of birth

Contributions

OPENING ACCOUNT BALANCE \$

! Refer to instructions for completing these labels.

Proceeds from primary residence disposal
H \$

Receipt date
H1

Assessable foreign superannuation fund amount
I \$

Non-assessable foreign superannuation fund amount
J \$

Transfer from reserve: assessable amount
K \$

Transfer from reserve: non-assessable amount
L \$

Contributions from non-complying funds and previously non-complying funds
T \$

Any other contributions (including Super Co-contributions and Low Income Super Amounts)
M \$

Employer contributions
A \$

ABN of principal employer
A1

Personal contributions
B \$

CGT small business retirement exemption
C \$

CGT small business 15-year exemption amount
D \$

Personal injury election
E \$

Spouse and child contributions
F \$

Other third party contributions
G \$

TOTAL CONTRIBUTIONS N \$
(Sum of labels **A** to **M**)

Other transactions

Allocated earnings or losses **O** \$

Loss

Accumulation phase account balance
S1 \$

Retirement phase account balance - Non CDBIS
S2 \$

Retirement phase account balance - CDBIS
S3 \$

Inward rollovers and transfers **P** \$

Outward rollovers and transfers **Q** \$

Lump Sum payments **R1** \$

Income stream payments **R2** \$

Code

Code

TRIS Count

CLOSING ACCOUNT BALANCE S \$
(**S1** plus **S2** plus **S3**)

Accumulation phase value **X1** \$

Retirement phase value **X2** \$

Outstanding limited recourse borrowing arrangement amount **Y** \$

Fund's tax file number (TFN)

Section H: **Assets and liabilities**

15 ASSETS

15a Australian managed investments

Listed trusts **A** \$ -00
 Unlisted trusts **B** \$ -00
 Insurance policy **C** \$ -00
 Other managed investments **D** \$ -00

15b Australian direct investments

Limited recourse borrowing arrangements
 Australian residential real property
J1 \$ -00
 Australian non-residential real property
J2 \$ -00
 Overseas real property
J3 \$ -00
 Australian shares
J4 \$ -00
 Overseas shares
J5 \$ -00
 Other
J6 \$ -00
 Property count
J7

Cash and term deposits **E** \$ -00
 Debt securities **F** \$ -00
 Loans **G** \$ -00
 Listed shares **H** \$ -00
 Unlisted shares **I** \$ -00
 Limited recourse borrowing arrangements **J** \$ -00
 Non-residential real property **K** \$ -00
 Residential real property **L** \$ -00
 Collectables and personal use assets **M** \$ -00
 Other assets **O** \$ -00

15c Other investments

Crypto-Currency **N** \$ -00

15d Overseas direct investments

Overseas shares **P** \$ -00
 Overseas non-residential real property **Q** \$ -00
 Overseas residential real property **R** \$ -00
 Overseas managed investments **S** \$ -00
 Other overseas assets **T** \$ -00

TOTAL AUSTRALIAN AND OVERSEAS ASSETS **U** \$ -00
 (Sum of labels **A** to **T**)

15e In-house assets

Did the fund have a loan to, lease to or investment in, related parties (known as in-house assets) at the end of the income year?
A No Yes \$ -00

Fund's tax file number (TFN)

15f Limited recourse borrowing arrangements

If the fund had an LRBA were the LRBA borrowings from a licensed financial institution? **A** No Yes

Did the members or related parties of the fund use personal guarantees or other security for the LRBA? **B** No Yes

16 LIABILITIES

Borrowings for limited recourse borrowing arrangements	V1 \$ <input type="text" value=""/>	-00		
Permissible temporary borrowings	V2 \$ <input type="text" value=""/>	-00		
Other borrowings	V3 \$ <input type="text" value=""/>	-00	Borrowings	V \$ <input type="text" value="0"/>
Total member closing account balances (total of all CLOSING ACCOUNT BALANCES from Sections F and G)			W \$	<input type="text" value="1042438"/>
Reserve accounts			X \$	<input type="text" value="0"/>
Other liabilities			Y \$	<input type="text" value="0"/>
TOTAL LIABILITIES			Z \$	<input type="text" value="1042438"/>

Section I: Taxation of financial arrangements

17 Taxation of financial arrangements (TOFA)

Total TOFA gains **H** \$

Total TOFA losses **I** \$

Section J: Other information

Family trust election status

If the trust or fund has made, or is making, a family trust election, write the four-digit **income year specified** of the election (for example, for the 2021–22 income year, write **2022**). **A**

If revoking or varying a family trust election, print **R** for revoke or print **V** for variation, and complete and attach the *Family trust election, revocation or variation 2022*. **B**

Interposed entity election status

If the trust or fund has an existing election, write the earliest income year specified. If the trust or fund is making one or more elections this year, write the earliest income year being specified and complete an *Interposed entity election or revocation 2022* for each election.

If revoking an interposed entity election, print **R**, and complete and attach the *Interposed entity election or revocation 2022*. **D**

Section K: **Declarations**

 Penalties may be imposed for false or misleading information in addition to penalties relating to any tax shortfalls.

Important

Before making this declaration check to ensure that all income has been disclosed and the annual return, all attached schedules and any additional documents are true and correct in every detail. If you leave labels blank, you will have specified a zero amount or the label was not applicable to you. If you are in doubt about any aspect of the annual return, place all the facts before the ATO.

Privacy

The ATO is authorised by the *Taxation Administration Act 1953* to request the provision of tax file numbers (TFNs). We will use the TFN to identify the entity in our records. It is not an offence not to provide the TFN. However if you do not provide the TFN, the processing of this form may be delayed.

Taxation law authorises the ATO to collect information and disclose it to other government agencies. For information about your privacy go to ato.gov.au/privacy

TRUSTEE'S OR DIRECTOR'S DECLARATION:

I declare that, the current trustees and directors have authorised this annual return and it is documented as such in the SMSF's records. I have received a copy of the audit report and are aware of any matters raised therein. The information on this annual return, including any attached schedules and additional documentation is true and correct.

Authorised trustee's, director's or public officer's signature

Date Day / Month / Year

Preferred trustee or director contact details:

Title:

Family name

First given name

Other given names

Phone number

Email address

Non-individual trustee name (if applicable)

ABN of non-individual trustee

Time taken to prepare and complete this annual return Hrs

 The Commissioner of Taxation, as Registrar of the Australian Business Register, may use the ABN and business details which you provide on this annual return to maintain the integrity of the register. For further information, refer to the instructions.

TAX AGENT'S DECLARATION:

I declare that the *Self-managed superannuation fund annual return 2022* has been prepared in accordance with information provided by the trustees, that the trustees have given me a declaration stating that the information provided to me is true and correct, and that the trustees have authorised me to lodge this annual return.

Tax agent's signature

Date Day / Month / Year

Tax agent's contact details

Title:

Family name

First given name

Other given names

Tax agent's practice

Tax agent's phone number

Reference number

Tax agent number

Woodhill Super Fund
Investment Revaluation as at 30 June 2022

Investment	Price Date	Market Price	Quantity	Market Value	Change in Market Value	
Foreign Investment Assets						
1801.TSE	Taisei Corporation (TSE:1801)	30 Jun 2022	44.97090	0.00000	0.00	573.39
1878.TSE	Daito Trust Construction Co Ltd (TSE:1878)	30 Jun 2022	124.64124	0.00000	0.00	1,093.35
2269.TSE	Meiji Holdings Co.Ltd. (TSE:2269)	30 Jun 2022	70.88904	0.00000	0.00	500.00
2503.TSE	Kirin Holdings Co., Ltd. (TSE:2503)	30 Jun 2022	22.75155	0.00000	0.00	500.00
6113.TSE	Amada Holdings Co.Ltd (TSE:6113)	30 Jun 2022	10.61207	0.00000	0.00	1,037.34
6758.TSE	SONY CORP (TSE:6758)	30 Jun 2022	118.09518	0.00000	0.00	807.77
7741.TSE	HOYA CORP (TSE:7741)	30 Jun 2022	123.31074	0.00000	0.00	681.88
9433.TSE	KDDI CORP (TSE:9433)	30 Jun 2022	45.65212	0.00000	0.00	500.00
9989.TSE	Sundrug Co Ltd (TSE:9989)	30 Jun 2022	32.25132	0.00000	0.00	981.83
AAPL.NASDAQ	Apple Inc (NASDAQ:AAPL)	30 Jun 2022	198.46125	0.00000	0.00	1,587.22
AD.ATX	Koninklijke Ahold Delhaize N.V. (ATX:AD)	30 Jun 2022	37.75231	0.00000	0.00	500.00
ALV.FRA	Allianz SE - Registered Shares (FRA:ALV)	30 Jun 2022	275.39839	0.00000	0.00	846.09
AMAT.NASDAQ	Applied Materials Inc (NASDAQ:AMAT)	30 Jun 2022	132.06557	0.00000	0.00	519.07
AMGN.NASDAQ	Amgen Inc (NASDAQ:AMGN)	30 Jun 2022	353.17160	0.00000	0.00	500.00
AMT.NYSE	American Tower Corp (NYSE:AMT)	30 Jun 2022	371.01163	0.00000	0.00	500.00
BKNG.NASDAQ	Booking Holdings Inc (NASDAQ:BKNG)	30 Jun 2022	2,538.81465	0.00000	0.00	500.00
BMJ.NYSE	Bristol-Myers Squibb Co (NYSE:BMJ)	30 Jun 2022	111.77235	0.00000	0.00	827.05
CDW.NASDAQ	CDW Corp (New) (NASDAQ:CDW)	30 Jun 2022	228.71236	0.00000	0.00	668.28
CFG.NYSE	Citizens Financial Group Inc (NYSE:CFG)	30 Jun 2022	51.80721	0.00000	0.00	2,215.60
CSCO.NASDAQ	Cisco Systems Inc (NASDAQ:CSCO)	30 Jun 2022	61.89575	0.00000	0.00	500.00
CTSH.NASDAQ	Cognizant Technology Solutions Corp (NASDAQ:CTSH)	30 Jun 2022	97.96774	0.00000	0.00	1,368.20
D05.SGX	DBS Group Holdings Ltd (SGX:D05)	30 Jun 2022	30.96829	0.00000	0.00	1,542.48
DG.XPAR	Vinci SA (XPAR:DG)	30 Jun 2022	128.94218	0.00000	0.00	729.71
DLG.LSE	Direct Line Insurance Group PLC (LSE:DLG)	30 Jun 2022	4.43837	0.00000	0.00	730.27
EBAY.NASDAQ	eBay Inc (NASDAQ:EBAY)	30 Jun 2022	60.48771	0.00000	0.00	500.00
EDP.XLIS	EDP-Energias de Portugal SA (XLIS:EDP)	30 Jun 2022	6.75672	0.00000	0.00	500.00

Woodhill Super Fund
Investment Revaluation as at 30 June 2022

Investment	Price Date	Market Price	Quantity	Market Value	Change in Market Value
Foreign Investment Assets					
ELE.XLIF Endesa SA (XLIF:ELE)	30 Jun 2021	0.00000	0.00000	0.00	793.51
ENGI.XPAR ENGIE SA (XPAR:ENGI)	30 Jun 2022	16.64289	0.00000	0.00	1,202.70
EXPE.NASDAQ Expedia Inc Del (NASDAQ:EXPE)	30 Jun 2022	137.65418	0.00000	0.00	500.00
FB.NASDAQ Meta Platforms Inc (NASDAQ:FB)	30 Jun 2022	234.06873	0.00000	0.00	4,126.78
FLT.NYSE FleetCor Technologies Inc (NYSE:FLT)	30 Jun 2022	304.99337	0.00000	0.00	673.68
GOOG.NASDAQ Google Inc (NASDAQ:GOOG)	30 Jun 2022	3,175.27836	0.00000	0.00	1,455.71
INTC.NASDAQ Intel Corp (NASDAQ:INTC)	30 Jun 2022	54.30394	0.00000	0.00	500.00
ITRK.LSE Intertek Group PLC (LSE:ITRK)	30 Jun 2022	74.16680	0.00000	0.00	972.95
ITW.NYSE Illinois Tool Works Inc (NYSE:ITW)	30 Jun 2022	264.55210	0.00000	0.00	742.19
JNJ.NYSE Johnson & Johnson (NYSE:JNJ)	30 Jun 2022	257.67156	0.00000	0.00	500.00
JPM.NYSE JPMorgan Chase & Co (NYSE:JPM)	30 Jun 2022	163.46344	0.00000	0.00	500.00
KMB.NYSE Kimberly-Clark Corp (NYSE:KMB)	30 Jun 2022	196.18225	0.00000	0.00	500.00
LUV.NYSE Southwest Airlines Co (NYSE:LUV)	30 Jun 2022	52.43140	0.00000	0.00	500.00
MMM.NYSE 3M Co (NYSE:MMM)	30 Jun 2022	187.85013	0.00000	0.00	500.00
MONC.MTA Moncler SPA (MTA:MONC)	30 Jun 2022	62.11868	0.00000	0.00	674.68
MRK.NYSE Merck & Co Inc (NYSE:MRK)	30 Jun 2022	132.34137	0.00000	0.00	500.00
MSFT.NASDAQ Microsoft Corp (NASDAQ:MSFT)	30 Jun 2022	372.81160	0.00000	0.00	500.00
NEM.NYSE Newmont Mining Corp (NYSE:NEM)	30 Jun 2022	86.61632	0.00000	0.00	500.00
NOVO B.XCSE Novo Nordisk - Ordinary Shares - Class B (XCSE:NOVO B)	30 Jun 2022	160.64941	0.00000	0.00	500.00
NTAP.NASDAQ NetApp Inc (NASDAQ:NTAP)	30 Jun 2022	94.70167	0.00000	0.00	1,410.37
ORLY.NASDAQ O'Reilly Automotive Inc (NASDAQ:ORLY)	30 Jun 2022	917.05587	0.00000	0.00	500.00
PAYX.NASDAQ Paychex Inc (NASDAQ:PAYX)	30 Jun 2022	165.29244	0.00000	0.00	500.00
PSA.NYSE Public Storage (NYSE:PSA)	30 Jun 2022	453.86833	0.00000	0.00	1,225.47
RDSB.LSE Royal Dutch Shell PLC (LSE:RDSB)	31 Jan 2022	36.25334	0.00000	0.00	500.00
REC.MTA Recordati SpA (MTA:REC)	30 Jun 2022	62.99894	0.00000	0.00	500.00
RHI.NYSE Robert Half International Inc (NYSE:RHI)	30 Jun 2022	108.70950	0.00000	0.00	500.00
ROG.SIX XSWX Roche Holding AG (SIX XSWX:ROG)	30 Jun 2022	484.63401	0.00000	0.00	500.00
SAN.XPAR Sanofi SA (XPAR:SAN)	30 Jun 2022	146.21339	0.00000	0.00	500.00
SJM.NYSE JM Smucker Co (NYSE:SJM)	30 Jun 2022	185.81791	0.00000	0.00	906.59
TEL.XOSL Telenor ASA (XOSL:TEL)	30 Jun 2022	19.25988	0.00000	0.00	1,330.15
ULVR.LSE Unilever PLC (LSE:ULVR)	30 Jun 2022	65.61451	0.00000	0.00	1,182.29

Woodhill Super Fund
Investment Revaluation as at 30 June 2022

Investment		Price Date	Market Price	Quantity	Market Value	Change in Market Value
Foreign Investment Assets						
V.NYSE	Visa Inc - Ordinary Shares - Class A (NYSE:V)	30 Jun 2022	285.80336	0.00000	0.00	500.00
ZTS.NYSE	Zoetis Inc (NYSE:ZTS)	30 Jun 2022	249.51363	0.00000	0.00	500.00
Listed Securities Market						
ALL	Aristocrat Leisure Limited (ASX:ALL)	30 Jun 2022	34.38000	0.00000	0.00	5,026.06
ANZ	ANZ Group Holdings Limited (ASX:ANZ)	30 Jun 2022	22.03000	0.00000	0.00	741.40
BHP	BHP Group Limited (ASX:BHP)	30 Jun 2022	41.25000	0.00000	0.00	1,341.17
BSL	Bluescope Steel Limited (ASX:BSL)	30 Jun 2022	15.90000	0.00000	0.00	500.00
BXB	Brambles Limited (ASX:BXB)	30 Jun 2022	10.71000	0.00000	0.00	500.00
CBA	Commonwealth Bank Of Australia. (ASX:CBA)	30 Jun 2022	90.38000	0.00000	0.00	1,371.69
COL	Coles Group Limited. (ASX:COL)	30 Jun 2022	17.81000	0.00000	0.00	500.00
CPU	Computershare Limited. (ASX:CPU)	30 Jun 2022	24.64000	0.00000	0.00	500.00
CSL	CSL Limited (ASX:CSL)	30 Jun 2022	269.06000	0.00000	0.00	500.00
EDV	Endeavour Group Limited (ASX:EDV)	30 Jun 2022	7.57000	0.00000	0.00	500.00
FLT	Flight Centre Travel Group Limited (ASX:FLT)	30 Jun 2022	17.36000	0.00000	0.00	2,828.05
GSBG25	Australian Government Treasury Bonds - Treasury Bond 3.25% 21-04-25 Semi (ASX:GSBG25)	30 Jun 2022	100.88500	0.00000	0.00	500.00
GSBG29	Australian Government Treasury Bonds - Treasury Bond 3.25% 21-04-29 Semi (ASX:GSBG29)	30 Jun 2022	99.27100	0.00000	0.00	500.00
GSBG33	Australian Government Treasury Bonds - Treasury Bond 4.50% 21-04-33 Semi (ASX:GSBG33)	30 Jun 2022	108.52000	0.00000	0.00	500.00
GSBG37	Australian Government Treasury Bonds - Treasury Bond 3.75% 21-04-37 Semi (ASX:GSBG37)	30 Jun 2022	99.94600	0.00000	0.00	500.00
GSBM22	Australian Government Treasury Bonds - Treasury Bond 5.75% 15-07-22 Semi (ASX:GSBM22)	30 Jun 2022	103.09400	0.00000	0.00	500.00
GSBU28	Australian Government Treasury Bonds - Treasury Bond 2.75% 21-11-28 Semi (ASX:GSBU28)	29 Jun 2022	95.36400	0.00000	0.00	500.00
GSIC22	Australian Government Treasury Indexed Bonds - Treas Indexed Bond Cpi+1.25% 21-02-22 Qly (ASX:GSIC22)	4 Feb 2022	120.21000	0.00000	0.00	528.49
GSIQ25	Australian Government Treasury Indexed Bonds - Treas Indexed Bond Cpi+3.00% 20-09-25 Qly (ASX:GSIQ25)	30 Jun 2022	145.52700	0.00000	0.00	574.03
GSIQ30	Australian Government Treasury Indexed Bonds - Treas Indexed Bond Cpi+2.50% 20-09-30 Qly (ASX:GSIQ30)	30 Jun 2022	140.64000	0.00000	0.00	517.12
MFG	Magellan Financial Group Limited (ASX:MFG)	30 Jun 2022	12.92000	0.00000	0.00	500.00

Woodhill Super Fund
Investment Revaluation as at 30 June 2022

Investment	Price Date	Market Price	Quantity	Market Value	Change in Market Value	
Listed Securities Market						
NAB	National Australia Bank Limited (ASX:NAB)	30 Jun 2022	27.39000	0.00000	0.00	654.41
NST	Northern Star Resources Ltd (ASX:NST)	30 Jun 2022	6.84000	0.00000	0.00	2,378.01
QAN	Qantas Airways Limited (ASX:QAN)	30 Jun 2022	4.47000	0.00000	0.00	2,693.33
SHL	Sonic Healthcare Limited (ASX:SHL)	30 Jun 2022	33.01000	0.00000	0.00	500.00
SYD	Sydney Airport - Fully Paid Ordinary/Units Stapled Securities (ASX:SYD)	9 Feb 2022	8.72000	0.00000	0.00	1,751.05
TCL	Transurban Group - Fully Paid Ordinary/Units Stapled Securities (ASX:TCL)	30 Jun 2022	14.38000	0.00000	0.00	500.00
TWE	Treasury Wine Estates Limited (ASX:TWE)	30 Jun 2022	11.35000	0.00000	0.00	500.00
USD	Betashares U.S. Dollar ETF - Betashares U.S. Dollar ETF (ASX:USD)	30 Jun 2022	13.92000	0.00000	0.00	500.00
WBC	Westpac Banking Corporation (ASX:WBC)	30 Jun 2022	19.50000	0.00000	0.00	2,697.08
WES	Wesfarmers Limited (ASX:WES)	30 Jun 2022	41.91000	0.00000	0.00	1,439.09
WOW	Woolworths Group Limited (ASX:WOW)	30 Jun 2022	35.60000	0.00000	0.00	500.00
WPL	Woodside Petroleum Ltd (ASX:WPL)	24 May 2022	28.99000	0.00000	0.00	691.96
WTC	Wisetech Global Limited (ASX:WTC)	30 Jun 2022	37.85000	0.00000	0.00	500.00
Managed Funds Market						
VAN0105AU	Vanguard International Shares Index Fund (Hedged)	30 Jun 2022	0.82030	0.00000	0.00	15.35
VAN0722AU	Vanguard Active Global Growth Fund	30 Jun 2022	1.07454	0.00000	0.00	(12.17)
Unlisted Market						
BTCCOIN	Bitcoin	30 Jun 2022	41,528.80744	1.35104	56,107.08	9,757.88
ETHEREUM	Ethereum	30 Jun 2022	2,507.01964	4.75950	11,932.16	6,241.00
Unlisted Market Total				68,039.24	15,998.88	
Fund Total				68,039.24	98,641.60	

Woodhill Super Fund
Investment Income Comparison Report
For the period 1 July 2021 to 30 June 2022

Payment Date	Income Type	Ledger Data		Diff *	Announcement Data					
		Total Income	Tax Credits+		Quantity	Held < 45 Days	Amount Per Unit	Total Income	Tax Credits+	
Cash At Bank										
6000: Macquarie CMA										
30/06/2022	Interest	84.56	0.00							
		<u>84.56</u>	<u>0.00</u>							
ANZ.BACCT: Vanguard Cash Account										
03/08/2021	Interest	1.66	0.00							
02/09/2021	Interest	0.13	0.00							
02/10/2021	Interest	0.13	0.00							
02/11/2021	Interest	0.14	0.00							
02/12/2021	Interest	0.13	0.00							
02/02/2022	Interest	2.30	0.00							
02/03/2022	Interest	5.37	0.00							
02/04/2022	Interest	7.54	0.00							
03/05/2022	Interest	8.50	0.00							
02/06/2022	Interest	16.17	0.00							
		<u>42.07</u>	<u>0.00</u>							
SMA00365912: Praemium Cash Account										
01/07/2021	Interest	3.23	0.00							
02/08/2021	Interest	4.92	0.00							
01/09/2021	Interest	6.41	0.00							
01/10/2021	Interest	9.30	0.00							
01/11/2021	Interest	10.58	0.00							
01/12/2021	Interest	4.51	0.00							
03/01/2022	Interest	4.89	0.00							
01/02/2022	Interest	3.97	0.00							
01/03/2022	Interest	3.26	0.00							
01/04/2022	Interest	4.51	0.00							
02/05/2022	Interest	3.94	0.00							
01/06/2022	Interest	10.96	0.00							
07/06/2022	Interest	2.19	0.00							
		<u>72.67</u>	<u>0.00</u>							
Total		199.30	0.00							
Managed Investments										
VAN0111AU: Vanguard High Growth Index Fund										
30/09/2021	Distribution	145.71	0.00	*	12,015	0	0.0122	146.68	0.00	
31/12/2021	Distribution	102.74	0.00		12,015	0	0.0086	102.74	0.00	
31/03/2022	Distribution	282.96	0.00	*	12,227	0	0.0234	286.67	0.00	
		<u>531.41</u>	<u>0.00</u>					<u>536.09</u>	<u>0.00</u>	
VAN0722AU: Vanguard Active Global Growth Fund										
30/09/2021	Distribution	0.00	0.00	*	41,143	0	0.0173	711.80	0.00	
01/10/2021	Distribution	711.80	0.00	*						
31/12/2021	Distribution	0.00	0.00	*	41,622	0	0.0071	295.73	0.00	
01/01/2022	Distribution	295.73	0.00	*						

+Note: Tax Credits refer to franking credits for domestic income and foreign tax credits where the income is foreign in nature.

Woodhill Super Fund
Investment Income Comparison Report
For the period 1 July 2021 to 30 June 2022

Payment Date	Income Type	Ledger Data			Announcement Data				
		Total Income	Tax Credits+	Diff *	Quantity	Held < 45 Days	Amount Per Unit	Total Income	Tax Credits+
31/03/2022	Distribution	0.00	0.00	*	9,587	0	0.0067	63.92	0.00
01/04/2022	Distribution	63.92	0.00	*					
		1,071.45	0.00					1,071.45	0.00
Total		1,602.86	0.00					1,607.54	0.00

Other Fixed Interest Securities

GSBG25: Australian Government Treasury Bonds - Treasury Bond 3.25% 21-04-25 Semi (ASX:GSBG25)

21/10/2021	Interest	326.62	0.00		201	0	1.6250	326.62	0.00
21/04/2022	Interest	297.37	0.00	*	183	3	1.6250	297.38	0.00
		623.99	0.00					624.00	0.00

GSBG29: Australian Government Treasury Bonds - Treasury Bond 3.25% 21-04-29 Semi (ASX:GSBG29)

21/10/2021	Interest	230.74	0.00	*	142	0	1.6250	230.75	0.00
21/04/2022	Interest	214.49	0.00	*	132	0	1.6250	214.50	0.00
		445.23	0.00					445.25	0.00

GSBG33: Australian Government Treasury Bonds - Treasury Bond 4.50% 21-04-33 Semi (ASX:GSBG33)

21/10/2021	Interest	369.00	0.00		164	0	2.2500	369.00	0.00
21/04/2022	Interest	780.75	0.00		347	0	2.2500	780.75	0.00
		1,149.75	0.00					1,149.75	0.00

GSBG37: Australian Government Treasury Bonds - Treasury Bond 3.75% 21-04-37 Semi (ASX:GSBG37)

21/10/2021	Interest	106.87	0.00	*	57	0	1.8750	106.88	0.00
21/04/2022	Interest	688.12	0.00		367	0	1.8750	688.12	0.00
		794.99	0.00					795.00	0.00

GSBM22: Australian Government Treasury Bonds - Treasury Bond 5.75% 15-07-22 Semi (ASX:GSBM22)

15/07/2021	Interest	94.87	0.00	*	33	0	2.8750	94.88	0.00
17/01/2022	Interest	86.24	0.00	*	30	0	2.8750	86.25	0.00
		181.11	0.00					181.13	0.00

GSBU28: Australian Government Treasury Bonds - Treasury Bond 2.75% 21-11-28 Semi (ASX:GSBU28)

22/11/2021	Interest	96.24	0.00	*	70	0	1.3750	96.25	0.00
23/05/2022	Interest	92.12	0.00		67	0	1.3750	92.12	0.00
		188.36	0.00					188.37	0.00

GSBU31: Australian Government Treasury Bonds - Treasury Bond 1.00% 21-11-31 Semi (ASX:GSBU31)

22/11/2021	Interest	220.50	0.00		441	24	0.5000	220.50	0.00
23/05/2022	Interest	212.00	0.00		424	0	0.5000	212.00	0.00
		432.50	0.00					432.50	0.00

GSIC22: Australian Government Treasury Indexed Bonds - Treas Indexed Bond Cpi+1.25% 21-02-22 Qly (ASX:GSIC22)

23/08/2021	Interest	13.29	0.00		36	0	0.3692	13.29	0.00
22/11/2021	Interest	13.38	0.00		36	0	0.3717	13.38	0.00
21/02/2022	Interest	13.48	0.00		36	0	0.3745	13.48	0.00
		40.15	0.00					40.15	0.00

GSIQ25: Australian Government Treasury Indexed Bonds - Treas Indexed Bond Cpi+3.00% 20-09-25 Qly (ASX:GSIQ25)

20/09/2021	Interest	27.67	0.00		29	0	0.9542	27.67	0.00
20/12/2021	Interest	22.10	0.00		23	0	0.9608	22.10	0.00
21/03/2022	Interest	22.26	0.00	*	23	0	0.9608	22.10	0.00
		72.03	0.00					71.87	0.00

GSIQ30: Australian Government Treasury Indexed Bonds - Treas Indexed Bond Cpi+2.50% 20-09-30 Qly (ASX:GSIQ30)

+Note: Tax Credits refer to franking credits for domestic income and foreign tax credits where the income is foreign in nature.

Woodhill Super Fund
Investment Income Comparison Report
For the period 1 July 2021 to 30 June 2022

Payment Date	Income Type	Ledger Data			Announcement Data				
		Total Income	Tax Credits+	Diff *	Quantity	Held < 45 Days	Amount Per Unit	Total Income	Tax Credits+
20/09/2021	Interest	22.50	0.00		29	0	0.7758	22.50	0.00
20/12/2021	Interest	20.31	0.00		26	0	0.7810	20.31	0.00
21/03/2022	Interest	18.89	0.00		24	0	0.7869	18.89	0.00
		61.70	0.00					61.70	0.00
Total		3,989.81	0.00					3,989.72	0.00

Shares in Listed Companies

ALL: Aristocrat Leisure Limited (ASX:ALL)

02/07/2021	Dividend	109.20	46.80	*	0	0	0.1500	0.00	0.00
17/12/2021	Dividend	125.84	53.93		484	0	0.2600	125.84	53.93
		235.04	100.73					125.84	53.93

ANZ: ANZ Group Holdings Limited (ASX:ANZ)

16/12/2021	Dividend	236.16	101.21		328	0	0.7200	236.16	101.21
		236.16	101.21					236.16	101.21

BHP: BHP Group Limited (ASX:BHP)

21/09/2021	Dividend	241.66	103.57		89	0	2.7153	241.66	103.57
28/03/2022	Dividend	151.88	65.09		73	0	2.0806	151.88	65.09
02/06/2022	Dividend	446.40	191.31	*					
		839.94	359.97					393.54	168.66

BSL: Bluescope Steel Limited (ASX:BSL)

13/10/2021	Dividend	96.80	0.00		220	0	0.4400	96.80	0.00
		96.80	0.00					96.80	0.00

BXB: Brambles Limited (ASX:BXB)

14/10/2021	Dividend	110.79	14.25	*	778	0	0.1424	110.79	14.24
14/04/2022	Dividend	84.94	10.92		564	0	0.1506	84.94	10.92
		195.73	25.17					195.73	25.16

CBA: Commonwealth Bank Of Australia. (ASX:CBA)

29/09/2021	Dividend	212.00	90.86		106	0	2.0000	212.00	90.86
30/03/2022	Dividend	138.25	59.25		79	0	1.7500	138.25	59.25
		350.25	150.11					350.25	150.11

COL: Coles Group Limited. (ASX:COL)

28/09/2021	Dividend	135.24	57.96		483	0	0.2800	135.24	57.96
31/03/2022	Dividend	154.44	66.19		468	0	0.3300	154.44	66.19
		289.68	124.15					289.68	124.15

CPU: Computershare Limited. (ASX:CPU)

13/09/2021	Dividend	133.86	34.42		582	0	0.2300	133.86	34.42
17/03/2022	Dividend	57.12	9.79		238	0	0.2400	57.12	9.79
		190.98	44.21					190.98	44.21

CSL: CSL Limited (ASX:CSL)

30/09/2021	Dividend	128.76	5.52		81	0	1.5897	128.76	5.52
06/04/2022	Dividend	93.91	0.00		66	0	1.4229	93.91	0.00
		222.67	5.52					222.67	5.52

EDV: Endeavour Group Limited (ASX:EDV)

22/09/2021	Dividend	43.68	18.72		624	0	0.0700	43.68	18.72
28/03/2022	Dividend	54.88	23.52		439	0	0.1250	54.88	23.52

+Note: Tax Credits refer to franking credits for domestic income and foreign tax credits where the income is foreign in nature.

Woodhill Super Fund
Investment Income Comparison Report
For the period 1 July 2021 to 30 June 2022

Payment Date	Income Type	Ledger Data		Diff *	Announcement Data				
		Total Income	Tax Credits+		Quantity	Held < 45 Days	Amount Per Unit	Total Income	Tax Credits+
		98.56	42.24					98.56	42.24
MFG: Magellan Financial Group Limited (ASX:MFG)									
23/09/2021	Dividend	125.51	40.34		110	0	1.1410	125.51	40.34
		125.51	40.34					125.51	40.34
NAB: National Australia Bank Limited (ASX:NAB)									
15/12/2021	Dividend	146.73	62.88		219	0	0.6700	146.73	62.88
		146.73	62.88					146.73	62.88
NST: Northern Star Resources Ltd (ASX:NST)									
29/09/2021	Dividend	41.71	17.87	*	439	0	0.0950	41.70	17.87
29/03/2022	Dividend	100.20	29.10		1,002	323	0.1000	100.20	29.10
		141.91	46.97					141.90	46.97
SHL: Sonic Healthcare Limited (ASX:SHL)									
22/09/2021	Dividend	128.15	35.70		233	0	0.5500	128.15	35.70
23/03/2022	Dividend	76.40	32.74		191	0	0.4000	76.40	32.74
		204.55	68.44					204.55	68.44
TWE: Treasury Wine Estates Limited (ASX:TWE)									
01/10/2021	Dividend	88.92	38.11		684	0	0.1300	88.92	38.11
01/04/2022	Dividend	66.00	28.29		440	0	0.1500	66.00	28.29
		154.92	66.40					154.92	66.40
WBC: Westpac Banking Corporation (ASX:WBC)									
21/12/2021	Dividend	486.60	208.54		811	0	0.6000	486.60	208.54
24/06/2022	Dividend	300.12	128.62		492	0	0.6100	300.12	128.62
		786.72	337.16					786.72	337.16
WES: Wesfarmers Limited (ASX:WES)									
07/10/2021	Dividend	222.30	95.27		247	0	0.9000	222.30	95.27
30/03/2022	Dividend	184.80	79.20		231	0	0.8000	184.80	79.20
		407.10	174.47					407.10	174.47
WOW: Woolworths Group Limited (ASX:WOW)									
08/10/2021	Dividend	134.20	57.51		244	0	0.5500	134.20	57.51
13/04/2022	Dividend	99.45	42.62		255	0	0.3900	99.45	42.62
		233.65	100.13					233.65	100.13
WPL: Woodside Petroleum Ltd (ASX:WPL)									
24/09/2021	Dividend	41.85	17.94		102	0	0.4103	41.85	17.94
23/03/2022	Dividend	255.78	109.62		175	0	1.4616	255.78	109.62
		297.63	127.56					297.63	127.56
WTC: Wisetech Global Limited (ASX:WTC)									
08/10/2021	Dividend	7.58	3.25		197	0	0.0385	7.58	3.25
08/04/2022	Dividend	5.51	2.36		116	0	0.0475	5.51	2.36
		13.09	5.61					13.09	5.61
Total		5,267.62	1,983.27					4,712.01	1,745.15

Shares in Listed Companies - Foreign

1801.TSE: Taisei Corporation (TSE:1801)

02/12/2021	Foreign Income	20.12	2.02	*					
29/06/2022	Foreign Income	17.27	1.73	*					

+Note: Tax Credits refer to franking credits for domestic income and foreign tax credits where the income is foreign in nature.

Woodhill Super Fund
Investment Income Comparison Report
For the period 1 July 2021 to 30 June 2022

Payment Date	Income Type	Ledger Data		Diff *	Announcement Data					
		Total Income	Tax Credits+		Quantity	Held < 45 Days	Amount Per Unit	Total Income	Tax Credits+	
		37.39	3.75							
1878.TSE: Daito Trust Construction Co Ltd (TSE:1878)										
19/11/2021	Distribution	25.47	0.00	*						
		25.47	0.00							
2503.TSE: Kirin Holdings Co., Ltd. (TSE:2503)										
03/09/2021	Foreign Income	26.89	2.69	*						
		26.89	2.69							
4503.TSE: Astellas Pharma Inc (TSE:4503)										
01/12/2021	Foreign Income	50.01	5.00	*						
01/06/2022	Foreign Income	30.83	3.09	*						
		80.84	8.09							
6113.TSE: Amada Holdings Co.Ltd (TSE:6113)										
07/12/2021	Foreign Income	42.97	4.29	*						
29/06/2022	Foreign Income	28.54	2.86	*						
		71.51	7.15							
6501.TSE: Hitachi Ltd (TSE:6501)										
29/11/2021	Foreign Income	80.27	8.02	*						
02/06/2022	Foreign Income	46.60	4.66	*						
		126.87	12.68							
6758.TSE: SONY CORP (TSE:6758)										
01/12/2021	Foreign Income	15.51	1.55	*						
03/06/2022	Foreign Income	11.10	1.11	*						
		26.61	2.66							
7741.TSE: HOYA CORP (TSE:7741)										
30/11/2021	Foreign Income	5.50	0.55	*						
01/06/2022	Foreign Income	5.64	0.56	*						
		11.14	1.11							
7974.TSE: Nintendo Co Ltd (TSE:7974)										
01/12/2021	Foreign Income	83.90	8.39	*						
30/06/2022	Foreign Income	113.34	11.34	*						
		197.24	19.73							
9433.TSE: KDDI CORP (TSE:9433)										
01/12/2021	Foreign Income	147.28	14.73	*						
23/06/2022	Foreign Income	95.72	9.57	*						
		243.00	24.30							
9989.TSE: Sundrug Co Ltd (TSE:9989)										
06/12/2021	Foreign Income	49.58	4.96	*						
		49.58	4.96							
AAPL.NASDAQ: Apple Inc (NASDAQ:AAPL)										
12/08/2021	Foreign Income	19.99	3.00	*	67	0	0.2987	20.01	3.00	
11/11/2021	Foreign Income	0.00	0.00	*	67	0	0.3012	20.18	3.03	
15/11/2021	Foreign Income	20.07	3.01	*						
10/02/2022	Foreign Income	0.00	0.00	*	47	0	0.3066	14.41	2.16	
11/02/2022	Foreign Income	14.48	2.17	*						

+Note: Tax Credits refer to franking credits for domestic income and foreign tax credits where the income is foreign in nature.

Woodhill Super Fund
Investment Income Comparison Report
For the period 1 July 2021 to 30 June 2022

Payment Date	Income Type	Ledger Data			Announcement Data					
		Total Income	Tax Credits+	Diff *	Quantity	Held < 45 Days	Amount Per Unit	Total Income	Tax Credits+	
12/05/2022	Foreign Income	0.00	0.00	*	43	0	0.3344	14.38	2.16	
17/05/2022	Foreign Income	13.89	2.08	*						
		68.43	10.26					68.98	10.35	
ABBN.SIX XSWX: ABB Ltd. (SIX XSWX:ABBN)										
30/03/2022	Foreign Income	99.58	34.85	*	85	0	2.3469	199.48	29.92	
		99.58	34.85					199.48	29.92	
AD.ATX: Koninklijke Ahold Delhaize N.V. (ATX:AD)										
02/09/2021	Foreign Income	114.52	17.18	*						
28/04/2022	Foreign Income	103.30	15.49	*	134	0	0.7704	103.23	15.48	
		217.82	32.67					103.23	15.48	
AMAT.NASDAQ: Applied Materials Inc (NASDAQ:AMAT)										
16/09/2021	Foreign Income	9.79	1.47	*	30	0	0.3280	9.84	1.48	
16/12/2021	Foreign Income	9.98	1.50	*	30	0	0.3352	10.06	1.51	
16/03/2022	Foreign Income	6.28	0.94	*	19	0	0.3330	6.33	0.95	
16/06/2022	Foreign Income	7.01	1.05	*	19	0	0.3715	7.06	1.06	
		33.06	4.96					33.29	4.99	
AMGN.NASDAQ: Amgen Inc (NASDAQ:AMGN)										
08/09/2021	Foreign Income	26.21	3.93	*	11	0	2.3835	26.22	3.93	
		26.21	3.93					26.22	3.93	
AMT.NYSE: American Tower Corp (NYSE:AMT)										
15/10/2021	Foreign Income	0.00	0.00	*	43	0	1.7650	75.90	11.39	
15/10/2021	Distribution	60.24	0.00	*						
14/01/2022	Foreign Income	0.00	0.00	*	40	0	1.9086	76.34	11.45	
17/01/2022	Distribution	64.36	0.00	*						
29/04/2022	Foreign Income	0.00	0.00	*	23	0	1.9586	45.05	6.76	
29/04/2022	Distribution	38.20	0.00	*						
		162.80	0.00					197.29	29.59	
ATVI.NASDAQ: Activision Blizzard Inc (NASDAQ:ATVI)										
06/05/2022	Foreign Income	0.00	0.00	*	26	0	0.6624	17.22	2.58	
09/05/2022	Foreign Income	17.17	2.57	*						
		17.17	2.57					17.22	2.58	
BMJ.NYSE: Bristol-Myers Squibb Co (NYSE:BMJ)										
02/08/2021	Foreign Income	45.31	6.80	*	68	0	0.6639	45.14	6.77	
01/11/2021	Foreign Income	0.00	0.00	*	68	0	0.6529	44.40	6.66	
02/11/2021	Foreign Income	44.38	6.66	*						
01/02/2022	Foreign Income	0.00	0.00	*	58	0	0.7642	44.32	6.65	
02/02/2022	Foreign Income	43.83	6.58	*						
02/05/2022	Foreign Income	0.00	0.00	*	43	0	0.7667	32.97	4.95	
03/05/2022	Foreign Income	32.77	4.92	*						
		166.29	24.96					166.83	25.02	
CDW.NASDAQ: CDW Corp (New) (NASDAQ:CDW)										
10/09/2021	Foreign Income	7.01	1.05	*	13	0	0.5419	7.04	1.06	
10/12/2021	Foreign Income	9.02	1.35	*	13	0	0.6992	9.09	1.36	
10/03/2022	Foreign Income	5.44	0.82	*	8	0	0.6830	5.46	0.82	
10/06/2022	Foreign Income	5.57	0.84	*	8	0	0.7021	5.62	0.84	
		27.04	4.06					27.21	4.08	

+Note: Tax Credits refer to franking credits for domestic income and foreign tax credits where the income is foreign in nature.

Woodhill Super Fund
Investment Income Comparison Report
For the period 1 July 2021 to 30 June 2022

Payment Date	Income Type	Ledger Data			Announcement Data					
		Total Income	Tax Credits+	Diff *	Quantity	Held < 45 Days	Amount Per Unit	Total Income	Tax Credits+	
CFG.NYSE: Citizens Financial Group Inc (NYSE:CFG)										
13/08/2021	Foreign Income	88.03	13.21	*	166	0	0.5316	88.24	13.24	
12/11/2021	Foreign Income	61.92	9.29	*	116	0	0.5352	62.08	9.31	
11/02/2022	Foreign Income	0.00	0.00	*	135	11	0.5478	73.95	11.09	
14/02/2022	Foreign Income	73.67	11.05	*						
17/05/2022	Foreign Income	0.00	0.00	*	68	0	0.5566	37.85	5.68	
18/05/2022	Foreign Income	38.22	5.73	*						
		261.84	39.28					262.12	39.32	
CSCO.NASDAQ: Cisco Systems Inc (NASDAQ:CSCO)										
28/07/2021	Foreign Income	39.59	5.94	*	79	0	0.5026	39.71	5.96	
27/10/2021	Foreign Income	18.21	2.73	*	37	0	0.4916	18.19	2.73	
26/01/2022	Foreign Income	0.00	0.00	*	33	0	0.5187	17.12	2.57	
27/01/2022	Foreign Income	17.02	2.55	*						
27/04/2022	Foreign Income	0.00	0.00	*	25	0	0.5293	13.23	1.98	
28/04/2022	Foreign Income	13.59	2.04	*						
		88.41	13.26					88.25	13.24	
CTSH.NASDAQ: Cognizant Technology Solutions Corp (NASDAQ:CTSH)										
31/08/2021	Foreign Income	15.70	2.36	*	48	0	0.3272	15.71	2.36	
30/11/2021	Foreign Income	16.26	2.44	*	48	0	0.3359	16.13	2.42	
01/03/2022	Foreign Income	11.08	1.66	*	30	0	0.3719	11.16	1.67	
31/05/2022	Foreign Income	13.82	2.07	*	34	0	0.3757	12.77	1.92	
		56.86	8.53					55.77	8.37	
D05.SGX: DBS Group Holdings Ltd (SGX:D05)										
26/08/2021	Foreign Income	86.53	0.00	*	258	0	0.3358	86.65	13.00	
26/11/2021	Foreign Income	65.00	0.00	*	193	0	0.3367	64.99	9.75	
22/04/2022	Foreign Income	58.51	0.00	*	162	0	0.3601	58.34	8.75	
25/05/2022	Foreign Income	59.76	0.00	*	162	0	0.3687	59.74	8.96	
		269.80	0.00					269.72	40.46	
DG.XPAR: Vinci SA (XPAR:DG)										
18/11/2021	Foreign Income	12.14	3.22	*	12	0	1.0121	12.15	1.82	
28/04/2022	Foreign Income	36.68	9.17	*	10	0	3.3333	33.33	5.00	
		48.82	12.39					45.48	6.82	
DLG.LSE: Direct Line Insurance Group PLC (LSE:DLG)										
03/09/2021	Foreign Income	53.50	0.00	*	377	0	0.1417	53.41	8.01	
		53.50	0.00					53.41	8.01	
EBAY.NASDAQ: eBay Inc (NASDAQ:EBAY)										
17/09/2021	Foreign Income	14.71	2.20	*	60	0	0.2465	14.79	2.22	
17/12/2021	Foreign Income	15.15	2.27	*	60	0	0.2512	15.07	2.26	
18/03/2022	Foreign Income	15.19	2.28	*	51	6	0.2981	15.20	2.28	
17/06/2022	Foreign Income	14.11	2.11	*	45	0	0.3137	14.12	2.12	
		59.16	8.86					59.18	8.88	
EDP.XLIS: EDP-Energias de Portugal SA (XLIS:EDP)										
28/04/2022	Foreign Income	144.49	36.12	*						
		144.49	36.12							
ELE.XLIF: Endesa SA (XLIF:ELE)										
01/07/2021	Foreign Income	240.40	45.67	*						

+Note: Tax Credits refer to franking credits for domestic income and foreign tax credits where the income is foreign in nature.

Woodhill Super Fund
Investment Income Comparison Report
For the period 1 July 2021 to 30 June 2022

Payment Date	Income Type	Ledger Data			Announcement Data					
		Total Income	Tax Credits+	Diff *	Quantity	Held < 45 Days	Amount Per Unit	Total Income	Tax Credits+	
07/09/2021	Foreign Income	9.75	0.00	*						
04/01/2022	Foreign Income	79.68	15.14	*						
15/06/2022	Foreign Income	13.09	0.00	*						
		342.92	60.81							
ENGI.XPAR: ENGIE SA (XPAR:ENGI)										
27/04/2022	Foreign Income	180.06	45.02	*	138	0	1.2611	174.04	26.11	
		180.06	45.02					174.04	26.11	
G.MTA: Assicurazioni Generali SPA (MTA:G)										
25/05/2022	Foreign Income	0.00	0.00	*	131	0	1.6122	211.19	31.68	
27/05/2022	Foreign Income	211.42	54.97	*						
		211.42	54.97					211.19	31.68	
INTC.NASDAQ: Intel Corp (NASDAQ:INTC)										
01/09/2021	Foreign Income	37.72	5.66	*	80	0	0.4744	37.95	5.69	
01/12/2021	Foreign Income	20.52	3.08	*	42	0	0.4847	20.36	3.05	
01/03/2022	Foreign Income	12.50	1.87	*	25	0	0.5028	12.57	1.89	
		70.74	10.61					70.88	10.63	
ITRK.LSE: Intertek Group PLC (LSE:ITRK)										
07/10/2021	Foreign Income	21.65	0.00	*	34	0	0.6379	21.69	3.25	
17/06/2022	Foreign Income	26.40	0.00	*	21	0	1.2544	26.34	3.95	
		48.05	0.00					48.03	7.20	
ITW.NYSE: Illinois Tool Works Inc (NYSE:ITW)										
15/07/2021	Foreign Income	29.49	4.42	*	0	0	1.5245	0.00	0.00	
14/10/2021	Foreign Income	31.99	4.80	*	20	0	1.6513	33.03	4.95	
14/01/2022	Foreign Income	0.00	0.00	*	18	0	1.6751	30.15	4.52	
17/01/2022	Foreign Income	30.15	4.52	*						
14/04/2022	Foreign Income	24.23	3.64	*	15	0	1.6358	24.54	3.68	
		115.86	17.38					87.72	13.16	
JNJ.NYSE: Johnson & Johnson (NYSE:JNJ)										
07/09/2021	Foreign Income	48.23	7.24	*	33	0	1.4282	47.13	7.07	
07/12/2021	Foreign Income	36.94	5.54	*	25	0	1.4991	37.48	5.62	
08/03/2022	Foreign Income	23.14	3.47	*	16	0	1.4503	23.20	3.48	
07/06/2022	Foreign Income	29.76	4.47	*	19	0	1.5745	29.92	4.49	
		138.07	20.72					137.73	20.66	
JPM.NYSE: JPMorgan Chase & Co (NYSE:JPM)										
31/07/2021	Foreign Income	0.00	0.00	*	36	0	1.2193	43.90	6.59	
02/08/2021	Foreign Income	43.92	6.59	*						
31/10/2021	Foreign Income	0.00	0.00	*	24	0	1.3252	31.80	4.77	
01/11/2021	Foreign Income	31.92	4.79	*						
31/01/2022	Foreign Income	31.04	4.66	*	22	0	1.4263	31.38	4.71	
30/04/2022	Foreign Income	0.00	0.00	*	19	0	1.3990	26.58	3.99	
02/05/2022	Foreign Income	27.22	4.08	*						
		134.10	20.12					133.66	20.05	
KMB.NYSE: Kimberly-Clark Corp (NYSE:KMB)										
02/07/2021	Foreign Income	62.63	9.40	*	0	0	1.5269	0.00	0.00	
		62.63	9.40					0.00	0.00	
LHX.NYSE: L3Harris Technologies Inc (NYSE:LHX)										

+Note: Tax Credits refer to franking credits for domestic income and foreign tax credits where the income is foreign in nature.

Woodhill Super Fund
Investment Income Comparison Report
For the period 1 July 2021 to 30 June 2022

Payment Date	Income Type	Ledger Data			Announcement Data					
		Total Income	Tax Credits+	Diff *	Quantity	Held < 45 Days	Amount Per Unit	Total Income	Tax Credits+	
25/03/2022	Foreign Income	14.96	2.24	*	10	0	1.4882	14.88	2.23	
17/06/2022	Foreign Income	16.08	2.41	*	10	0	1.5973	15.97	2.40	
		31.04	4.65					30.85	4.63	
ML.ATX: Michelin (CGDE)-B - Registered Shares (ATX:ML)										
19/05/2022	Foreign Income	114.88	28.72	*						
		114.88	28.72							
MMM.NYSE: 3M Co (NYSE:MMM)										
12/09/2021	Foreign Income	0.00	0.00	*	17	0	2.0049	34.08	5.11	
13/09/2021	Foreign Income	34.14	5.12	*						
12/12/2021	Foreign Income	0.00	0.00	*	17	0	2.0696	35.18	5.28	
13/12/2021	Foreign Income	34.95	5.24	*						
12/03/2022	Foreign Income	0.00	0.00	*	17	0	2.0311	34.53	5.18	
15/03/2022	Foreign Income	35.14	5.27	*						
12/06/2022	Foreign Income	0.00	0.00	*	17	0	2.0924	35.57	5.34	
14/06/2022	Foreign Income	36.12	5.42	*						
		140.35	21.05					139.36	20.90	
MONC.MTA: Moncler SPA (MTA:MONC)										
25/05/2022	Foreign Income	0.00	0.00	*	21	0	0.9040	18.98	2.85	
07/06/2022	Foreign Income	19.12	4.97	*						
		19.12	4.97					18.98	2.85	
MRK.NYSE: Merck & Co Inc (NYSE:MRK)										
07/07/2021	Foreign Income	48.97	7.34	*	0	0	0.8662	0.00	0.00	
07/10/2021	Foreign Income	50.40	7.56	*						
07/01/2022	Foreign Income	48.52	7.28	*	48	0	0.9634	46.24	6.94	
07/04/2022	Foreign Income	0.00	0.00	*	31	0	0.9221	28.58	4.29	
08/04/2022	Foreign Income	27.43	4.11	*						
		175.32	26.29					74.82	11.22	
MSFT.NASDAQ: Microsoft Corp (NASDAQ:MSFT)										
09/09/2021	Foreign Income	55.30	8.30	*	73	0	0.7620	55.63	8.34	
09/12/2021	Foreign Income	54.62	8.19	*	63	0	0.8642	54.45	8.17	
10/03/2022	Foreign Income	35.43	5.31	*	42	0	0.8469	35.57	5.34	
09/06/2022	Foreign Income	41.52	6.23	*	48	0	0.8640	41.47	6.22	
		186.87	28.03					187.12	28.07	
NEM.NYSE: Newmont Mining Corp (NYSE:NEM)										
23/09/2021	Foreign Income	21.93	3.29	*	29	0	0.7592	22.02	3.30	
28/12/2021	Foreign Income	0.00	0.00	*	29	0	0.7605	22.05	3.31	
29/12/2021	Foreign Income	23.21	3.48	*						
24/03/2022	Foreign Income	0.00	0.00	*	20	0	0.7360	14.72	2.21	
25/03/2022	Foreign Income	14.71	2.21	*						
16/06/2022	Foreign Income	11.25	1.68	*	14	0	0.7858	11.00	1.65	
		71.10	10.66					69.79	10.47	
NOVO B.XCSE: Novo Nordisk - Ordinary Shares - Class B (XCSE:NOVO B)										
18/08/2021	Foreign Income	57.59	15.55	*	76	0	0.7595	57.72	8.66	
29/03/2022	Foreign Income	69.93	18.88	*	51	0	1.3594	69.33	10.40	
		127.52	34.43					127.05	19.06	
NTAP.NASDAQ: NetApp Inc (NASDAQ:NTAP)										
28/07/2021	Foreign Income	44.07	6.61	*	65	0	0.6793	44.15	6.62	

+Note: Tax Credits refer to franking credits for domestic income and foreign tax credits where the income is foreign in nature.

Woodhill Super Fund
Investment Income Comparison Report
For the period 1 July 2021 to 30 June 2022

Payment Date	Income Type	Ledger Data			Announcement Data					
		Total Income	Tax Credits+	Diff *	Quantity	Held < 45 Days	Amount Per Unit	Total Income	Tax Credits+	
27/10/2021	Foreign Income	43.12	6.47	*	65	0	0.6644	43.18	6.48	
26/01/2022	Foreign Income	0.00	0.00	*	56	0	0.7010	39.25	5.89	
27/01/2022	Foreign Income	38.96	5.84	*						
27/04/2022	Foreign Income	0.00	0.00	*	37	0	0.6965	25.77	3.87	
28/04/2022	Foreign Income	26.22	3.93	*						
		152.37	22.85					152.35	22.85	
PAYX.NASDAQ: Paychex Inc (NASDAQ:PAYX)										
26/08/2021	Foreign Income	65.16	9.77	*	72	0	0.9086	65.42	9.81	
29/11/2021	Foreign Income	68.25	10.24	*	72	0	0.9244	66.55	9.98	
24/02/2022	Foreign Income	31.23	4.69	*	34	3	0.9169	31.18	4.68	
26/05/2022	Foreign Income	43.02	6.45	*	35	0	1.1180	39.13	5.87	
		207.66	31.15					202.28	30.34	
PSA.NYSE: Public Storage (NYSE:PSA)										
30/09/2021	Foreign Income	0.00	0.00	*	13	0	2.7755	36.08	5.41	
30/09/2021	Distribution	30.68	0.00	*						
30/12/2021	Foreign Income	0.00	0.00	*	13	0	2.7556	35.82	5.37	
30/12/2021	Distribution	31.86	0.00	*						
31/03/2022	Foreign Income	0.00	0.00	*	12	0	2.6731	32.08	4.81	
01/04/2022	Distribution	27.20	0.00	*						
		89.74	0.00					103.98	15.60	
RDSB.LSE: Royal Dutch Shell PLC (LSE:RDSB)										
20/09/2021	Foreign Income	14.39	0.00	*						
		14.39	0.00							
REC.MTA: Recordati SpA (MTA:REC)										
24/11/2021	Foreign Income	38.72	10.06	*	46	0	0.8266	38.02	5.70	
25/05/2022	Foreign Income	24.88	6.47	*	29	0	0.8588	24.91	3.74	
		63.60	16.53					62.93	9.44	
RHI.NYSE: Robert Half International Inc (NYSE:RHI)										
15/09/2021	Foreign Income	28.95	4.34	*	56	0	0.5189	29.06	4.36	
15/12/2021	Foreign Income	28.10	4.22	*	53	0	0.5342	28.31	4.25	
15/03/2022	Foreign Income	21.47	3.22	*	36	0	0.5984	21.54	3.23	
15/06/2022	Foreign Income	25.12	3.77	*	41	0	0.6226	25.53	3.83	
		103.64	15.55					104.44	15.67	
ROG.SIX XSWX: Roche Holding AG (SIX XSWX:ROG)										
21/03/2022	Foreign Income	82.80	28.98	*	7	0	26.9175	188.42	28.26	
		82.80	28.98					188.42	28.26	
SAN.XPAR: Sanofi SA (XPAR:SAN)										
10/05/2022	Foreign Income	169.10	42.22	*	28	0	5.0500	141.40	21.21	
		169.10	42.22					141.40	21.21	
SJM.NYSE: JM Smucker Co (NYSE:SJM)										
01/09/2021	Foreign Income	56.59	8.49	*	42	0	1.3515	56.76	8.51	
01/12/2021	Foreign Income	55.72	8.36	*	40	0	1.3809	55.24	8.29	
01/03/2022	Foreign Income	0.00	0.00	*	27	0	1.3636	36.82	5.52	
02/03/2022	Foreign Income	36.72	5.51	*						
01/06/2022	Foreign Income	0.00	0.00	*	32	0	1.3811	44.20	6.63	
02/06/2022	Foreign Income	44.83	6.72	*						

+Note: Tax Credits refer to franking credits for domestic income and foreign tax credits where the income is foreign in nature.

Woodhill Super Fund
Investment Income Comparison Report
For the period 1 July 2021 to 30 June 2022

Payment Date	Income Type	Ledger Data		Diff *	Announcement Data				
		Total Income	Tax Credits+		Quantity	Held < 45 Days	Amount Per Unit	Total Income	Tax Credits+
		193.86	29.08					193.02	28.95
SU.XPAR: Schneider Electric SE (XPAR:SU)									
19/05/2022	Foreign Income	78.45	19.61	*	18	0	4.3472	78.25	11.74
		78.45	19.61					78.25	11.74
TEL.XOSL: Telenor ASA (XOSL:TEL)									
20/10/2021	Foreign Income	213.12	53.28	*	336	0	0.6407	215.26	32.29
24/05/2022	Foreign Income	168.36	42.09	*	229	0	0.7338	168.04	25.21
		381.48	95.37					383.30	57.50
ULVR.LSE: Unilever PLC (LSE:ULVR)									
08/09/2021	Foreign Income	77.66	0.00	*	113	0	0.6886	77.81	11.67
01/12/2021	Foreign Income	76.06	0.00	*	113	0	0.6686	75.56	11.33
22/03/2022	Foreign Income	0.00	0.00	*	74	0	0.6399	47.35	7.10
23/03/2022	Foreign Income	46.61	0.00	*					
16/06/2022	Foreign Income	53.15	0.00	*	84	0	0.6227	52.31	7.85
		253.48	0.00					253.03	37.95
V.NYSE: Visa Inc - Ordinary Shares - Class A (NYSE:V)									
01/09/2021	Foreign Income	13.07	1.96	*	30	0	0.4369	13.11	1.97
07/12/2021	Foreign Income	15.79	2.37	*	30	0	0.5303	15.91	2.39
01/03/2022	Foreign Income	0.00	0.00	*	19	0	0.5165	9.81	1.47
02/03/2022	Foreign Income	9.78	1.47	*					
01/06/2022	Foreign Income	0.00	0.00	*	23	0	0.5232	12.03	1.80
07/06/2022	Foreign Income	11.91	1.78	*					
		50.55	7.58					50.86	7.63
WLTW.NASDAQ: Willis Towers Watson PLC (NASDAQ:WLTW)									
18/01/2022	Foreign Income	0.00	0.00	*	15	0	1.1119	16.68	2.50
19/01/2022	Foreign Income	16.55	0.00	*					
19/04/2022	Foreign Income	13.35	0.00	*					
		29.90	0.00					16.68	2.50
WTW.NASDAQ: Willis Towers Watson Public Limited Co (NASDAQ:WTW)									
15/04/2022	Foreign Income	0.00	0.00	*	12	0	1.0995	13.19	1.98
		0.00	0.00					13.19	1.98
ZTS.NYSE: Zoetis Inc (NYSE:ZTS)									
01/09/2021	Foreign Income	2.04	0.31	*	6	0	0.3413	2.05	0.31
01/12/2021	Foreign Income	3.41	0.51	*	9	0	0.3487	3.14	0.47
01/03/2022	Foreign Income	0.00	0.00	*	8	0	0.4477	3.58	0.54
02/03/2022	Foreign Income	3.57	0.54	*					
01/06/2022	Foreign Income	2.27	0.34	*	6	0	0.4534	2.72	0.41
		11.29	1.70					11.49	1.72
Total		6,750.18	1,032.27					5,140.52	771.08
Stapled Securities									
TCL: Transurban Group - Fully Paid Ordinary/Units Stapled Securities (ASX:TCL)									
23/08/2021	Distribution	8.96	0.00	*					
30/12/2021	Distribution	0.00	0.00	*	626	0	0.1500	93.90	0.00
22/02/2022	Distribution	93.90	0.00	*					
		102.86	0.00					93.90	0.00

+Note: Tax Credits refer to franking credits for domestic income and foreign tax credits where the income is foreign in nature.

Woodhill Super Fund
Investment Income Comparison Report
For the period 1 July 2021 to 30 June 2022

Payment Date	Income Type	Ledger Data			Announcement Data				
		Total Income	Tax Credits+	Diff *	Quantity	Held < 45 Days	Amount Per Unit	Total Income	Tax Credits+
Total		102.86	0.00					93.90	0.00
Units In Listed Unit Trusts									
AAA: Betashares Australian High Interest Cash ETF - Betashares Australian High Interest Cash ETF (ASX:AAA)									
01/03/2022	Distribution	0.00	0.00	*	2,021	0	0.0074	14.91	0.00
16/03/2022	Distribution	14.91	0.00	*					
01/04/2022	Distribution	0.00	0.00	*	2,074	0	0.0092	19.11	0.00
20/04/2022	Distribution	19.10	0.00	*					
02/05/2022	Distribution	18.94	0.00		2,074	0	0.0091	18.94	0.00
01/06/2022	Distribution	0.00	0.00	*	2,074	0	0.0194	40.29	0.00
17/06/2022	Distribution	40.29	0.00	*					
		93.24	0.00					93.25	0.00
Total		93.24	0.00					93.25	0.00

+Note: Tax Credits refer to franking credits for domestic income and foreign tax credits where the income is foreign in nature.

Woodhill Super Fund

Tax Accounting Reconciliation

For the period 1 July 2021 to 30 June 2022

Operating Statement Profit vs. Provision for Income Tax		2022
		\$
Benefits Accrued as a Result of Operations before Income Tax		93,324.72
<u>ADD:</u>		
Pension Non-deductible Expenses		37,298.50
Pensions Paid		26,520.00
<u>LESS:</u>		
Increase in Market Value		98,641.60
Realised Capital Gains		38,347.64
Pension Exempt Income		18,977.00
Distributed Capital Gains		217.21
Non-Taxable Income		957.05
Rounding		2.72
Taxable Income or Loss		<u>0.00</u>
	Income Amount	Tax Amount
Gross Tax @ 15% for Concessional Income	0.00	0.00
Gross Tax @ 45% for Net Non-Arm's Length Income	0.00	0.00
No-TFN Quoted Contributions @ 32%	0.00	0.00
Change in Carried Forward Losses	0.00	0.00
Provision for Income Tax		<u>0.00</u>

Provision for Income Tax vs. Income Tax Expense

Provision for Income Tax	0.00
<u>ADD:</u>	
Excessive Foreign Tax Credit Writeoff	1,099.92
Income Tax Expense	<u>1,099.92</u>

Provision for Income Tax vs. Income Tax Payable

Provision for Income Tax	0.00
<u>ADD:</u>	
Excessive Foreign Tax Credit Writeoff	1,099.92
<u>LESS:</u>	
Franking Credits	2,080.46
Foreign Tax Credits	1,099.92
Income Tax Payable (Receivable)	<u>(2,080.46)</u>

Woodhill Super Fund
Tax Accounting Reconciliation
For the period 1 July 2021 to 30 June 2022

Exempt Current Pension Income Settings

Pension Exempt % (Actuarial)	100.0000%
Pension Exempt % (Expenses)	100.0000%
Assets Segregated For Pensions	No

Woodhill Super Fund
Statement of Taxable Income
For the Period from 1 July 2021 to 30 June 2022

Description	Investment Reference	Date	Tax Return Ref.	Amount
				Section B
Income				
Net Capital Gain				
Deferred Capital Gain Realised		30 Jun 2022	A	0.00
Less Capital Losses Applied		30 Jun 2022	A	0.00
Less Discount		30 Jun 2022	A	0.00
Total Net Capital Gain			A	0.00
Total Gross Rent and Other Leasing & Hiring Income				0.00
Gross Interest				
MACQUARIE CMA INTEREST PAID*	6000: Macquarie CMA	30 Jun 2022	C	84.56
Cash Account Interest	ANZ.BACCT: Vanguard Cash Account	03 Aug 2021	C	1.66
Cash Account Interest	ANZ.BACCT: Vanguard Cash Account	02 Sep 2021	C	0.13
Cash Account Interest	ANZ.BACCT: Vanguard Cash Account	02 Oct 2021	C	0.13
Cash Account Interest	ANZ.BACCT: Vanguard Cash Account	02 Nov 2021	C	0.01
Cash Account Interest	ANZ.BACCT: Vanguard Cash Account	02 Nov 2021	C	0.13
Cash Account Interest	ANZ.BACCT: Vanguard Cash Account	02 Dec 2021	C	0.13
Cash Account Interest	ANZ.BACCT: Vanguard Cash Account	02 Feb 2022	C	2.30
Cash Account Interest	ANZ.BACCT: Vanguard Cash Account	02 Mar 2022	C	5.37
Cash Account Interest	ANZ.BACCT: Vanguard Cash Account	02 Apr 2022	C	7.54
Cash Account Interest	ANZ.BACCT: Vanguard Cash Account	03 May 2022	C	8.50
Cash Account Interest	ANZ.BACCT: Vanguard Cash Account	02 Jun 2022	C	16.17
GSBG25 Dividend	GSBG25: Australian Government Treasury Bonds - Treasury Bond 3.25% 21-04-25 Semi	21 Oct 2021	C	326.62
GSBG25 Dividend	GSBG25: Australian Government Treasury Bonds - Treasury Bond 3.25% 21-04-25 Semi	21 Apr 2022	C	297.37
GSBG29 Dividend	GSBG29: Australian Government Treasury Bonds - Treasury Bond 3.25% 21-04-29 Semi	21 Oct 2021	C	230.74
GSBG29 Dividend	GSBG29: Australian Government Treasury Bonds - Treasury Bond 3.25% 21-04-29 Semi	21 Apr 2022	C	214.49
GSBG33 Dividend	GSBG33: Australian Government Treasury Bonds - Treasury Bond 4.50% 21-04-33 Semi	21 Oct 2021	C	369.00
GSBG33 Dividend	GSBG33: Australian Government Treasury Bonds - Treasury Bond 4.50% 21-04-33 Semi	21 Apr 2022	C	780.75
GSBG37 Dividend	GSBG37: Australian Government Treasury Bonds - Treasury Bond 3.75% 21-04-37 Semi	21 Oct 2021	C	106.87
GSBG37 Dividend	GSBG37: Australian Government Treasury Bonds - Treasury Bond 3.75% 21-04-37 Semi	21 Apr 2022	C	688.12
GSBM22 Dividend	GSBM22: Australian Government Treasury Bonds - Treasury Bond 5.75% 15-07-22 Semi	15 Jul 2021	C	94.87
GSBM22 Dividend	GSBM22: Australian Government Treasury Bonds - Treasury Bond 5.75% 15-07-22 Semi	17 Jan 2022	C	86.24
GSBU28 Dividend	GSBU28: Australian Government Treasury Bonds - Treasury Bond 2.75% 21-11-28 Semi	22 Nov 2021	C	96.24
GSBU28 Dividend	GSBU28: Australian Government Treasury Bonds - Treasury Bond 2.75% 21-11-28 Semi	23 May 2022	C	92.12
GSBU31 Dividend	GSBU31: Australian Government Treasury Bonds - Treasury Bond 1.00% 21-11-31 Semi	22 Nov 2021	C	220.50
GSBU31 Dividend	GSBU31: Australian Government Treasury Bonds - Treasury Bond 1.00% 21-11-31 Semi	23 May 2022	C	212.00
GSIC22 Dividend	GSIC22: Australian Government Treasury Indexed Bonds - Treas Indexed Bond Cpi+1.25% 21-02-22 Qly	23 Aug 2021	C	13.29

Woodhill Super Fund
Statement of Taxable Income
For the Period from 1 July 2021 to 30 June 2022

Description	Investment Reference	Date	Tax Return Ref.	Amount
GSIC22 Dividend	GSIC22: Australian Government Treasury Indexed Bonds - Treas Indexed Bond Cpi+1.25% 21-02-22 Qly	22 Nov 2021	C	13.38
GSIC22 Dividend	GSIC22: Australian Government Treasury Indexed Bonds - Treas Indexed Bond Cpi+1.25% 21-02-22 Qly	21 Feb 2022	C	13.48
GSIQ25 Dividend	GSIQ25: Australian Government Treasury Indexed Bonds - Treas Indexed Bond Cpi+3.00% 20-09-25 Qly	20 Sep 2021	C	27.67
GSIQ25 Dividend	GSIQ25: Australian Government Treasury Indexed Bonds - Treas Indexed Bond Cpi+3.00% 20-09-25 Qly	20 Dec 2021	C	22.10
GSIQ25 Dividend	GSIQ25: Australian Government Treasury Indexed Bonds - Treas Indexed Bond Cpi+3.00% 20-09-25 Qly	21 Mar 2022	C	22.26
GSIQ30 Dividend	GSIQ30: Australian Government Treasury Indexed Bonds - Treas Indexed Bond Cpi+2.50% 20-09-30 Qly	20 Sep 2021	C	22.50
GSIQ30 Dividend	GSIQ30: Australian Government Treasury Indexed Bonds - Treas Indexed Bond Cpi+2.50% 20-09-30 Qly	20 Dec 2021	C	20.31
GSIQ30 Dividend	GSIQ30: Australian Government Treasury Indexed Bonds - Treas Indexed Bond Cpi+2.50% 20-09-30 Qly	21 Mar 2022	C	18.89
Monthly Interest	SMA00365912: Praemium Cash Account	01 Jul 2021	C	3.23
Monthly Interest	SMA00365912: Praemium Cash Account	02 Aug 2021	C	4.92
Monthly Interest	SMA00365912: Praemium Cash Account	01 Sep 2021	C	6.41
Monthly Interest	SMA00365912: Praemium Cash Account	01 Oct 2021	C	9.30
Monthly Interest	SMA00365912: Praemium Cash Account	01 Nov 2021	C	10.58
Monthly Interest	SMA00365912: Praemium Cash Account	01 Dec 2021	C	4.51
Monthly Interest	SMA00365912: Praemium Cash Account	03 Jan 2022	C	4.89
Monthly Interest	SMA00365912: Praemium Cash Account	01 Feb 2022	C	3.97
Monthly Interest	SMA00365912: Praemium Cash Account	01 Mar 2022	C	3.26
Monthly Interest	SMA00365912: Praemium Cash Account	01 Apr 2022	C	4.51
Monthly Interest	SMA00365912: Praemium Cash Account	02 May 2022	C	3.94
Monthly Interest	SMA00365912: Praemium Cash Account	01 Jun 2022	C	10.96
Interest paid on closure of account	SMA00365912: Praemium Cash Account	07 Jun 2022	C	2.19
<i>Less Rounding</i>			C	(0.11)
Total Gross Interest			C	4,189.00
Total Forestry Managed Investment Scheme Income			X	0.00
Net Foreign Income				
1801 Dividend	1801.TSE: Taisei Corporation	02 Dec 2021	D	20.12
1801 Dividend (Pay Ref 1331280789)	1801.TSE: Taisei Corporation	29 Jun 2022	D	17.27
Distribution - Tax Statement	1878.TSE: Daito Trust Construction Co Ltd	19 Nov 2021	D	30.51
2503 Dividend	2503.TSE: Kirin Holdings Co., Ltd.	03 Sep 2021	D	26.89
4503 Dividend	4503.TSE: Astellas Pharma Inc	01 Dec 2021	D	50.01
4503 Dividend	4503.TSE: Astellas Pharma Inc	01 Jun 2022	D	30.83
6113 Dividend	6113.TSE: Amada Holdings Co.Ltd	07 Dec 2021	D	42.97
6113 Dividend (Pay Ref 1331280789)	6113.TSE: Amada Holdings Co.Ltd	29 Jun 2022	D	28.54
6501 Dividend	6501.TSE: Hitachi Ltd	29 Nov 2021	D	80.27
6501 Dividend	6501.TSE: Hitachi Ltd	02 Jun 2022	D	46.60
6758 Dividend	6758.TSE: SONY CORP	01 Dec 2021	D	15.51
6758 Dividend	6758.TSE: SONY CORP	03 Jun 2022	D	11.10
7741 Dividend	7741.TSE: HOYA CORP	30 Nov 2021	D	5.50

Woodhill Super Fund
Statement of Taxable Income
For the Period from 1 July 2021 to 30 June 2022

Description	Investment Reference	Date	Tax Return Ref.	Amount
7741 Dividend	7741.TSE: HOYA CORP	01 Jun 2022	D	5.64
7974 Dividend	7974.TSE: Nintendo Co Ltd	01 Dec 2021	D	83.90
7974 Dividend (Pay Ref 1331181472)	7974.TSE: Nintendo Co Ltd	30 Jun 2022	D	113.34
9433 Dividend	9433.TSE: KDDI CORP	01 Dec 2021	D	147.28
9433 Dividend (Pay Ref 1331048373)	9433.TSE: KDDI CORP	23 Jun 2022	D	95.72
9989 Dividend	9989.TSE: Sundrug Co Ltd	06 Dec 2021	D	49.58
AAPL Dividend	AAPL.NASDAQ: Apple Inc	12 Aug 2021	D	19.99
AAPL Dividend	AAPL.NASDAQ: Apple Inc	15 Nov 2021	D	20.07
AAPL Dividend	AAPL.NASDAQ: Apple Inc	11 Feb 2022	D	14.48
AAPL Dividend	AAPL.NASDAQ: Apple Inc	17 May 2022	D	13.89
ABBN Dividend	ABBN.SIX XSWX: ABB Ltd.	30 Mar 2022	D	99.58
AD Dividend	AD.ATX: Koninklijke Ahold Delhaize N.V.	02 Sep 2021	D	114.52
AD Dividend	AD.ATX: Koninklijke Ahold Delhaize N.V.	28 Apr 2022	D	103.30
AMAT Dividend	AMAT.NASDAQ: Applied Materials Inc	16 Sep 2021	D	9.79
AMAT Dividend	AMAT.NASDAQ: Applied Materials Inc	16 Dec 2021	D	9.98
AMAT Dividend	AMAT.NASDAQ: Applied Materials Inc	16 Mar 2022	D	6.28
AMAT 37.1482C	AMAT.NASDAQ: Applied Materials Inc	16 Jun 2022	D	7.01
AMGN Dividend	AMGN.NASDAQ: Amgen Inc	08 Sep 2021	D	26.21
Distribution - Tax Statement	AMT.NYSE: American Tower Corp	15 Oct 2021	D	70.87
Distribution - Tax Statement	AMT.NYSE: American Tower Corp	17 Jan 2022	D	75.72
Distribution - Tax Statement	AMT.NYSE: American Tower Corp	29 Apr 2022	D	44.94
ATVI Dividend	ATVI.NASDAQ: Activision Blizzard Inc	09 May 2022	D	17.17
BMJ Dividend	BMJ.NYSE: Bristol-Myers Squibb Co	02 Aug 2021	D	45.31
BMJ Dividend	BMJ.NYSE: Bristol-Myers Squibb Co	02 Nov 2021	D	44.38
BMJ Dividend	BMJ.NYSE: Bristol-Myers Squibb Co	02 Feb 2022	D	43.83
BMJ Dividend	BMJ.NYSE: Bristol-Myers Squibb Co	03 May 2022	D	32.77
CDW Dividend (Pay Ref 1331048373)	CDW.NASDAQ: CDW Corp (New)	10 Sep 2021	D	7.01
CDW Dividend	CDW.NASDAQ: CDW Corp (New)	10 Dec 2021	D	9.02
CDW Dividend	CDW.NASDAQ: CDW Corp (New)	10 Mar 2022	D	5.44
CDW 70.2149C	CDW.NASDAQ: CDW Corp (New)	10 Jun 2022	D	5.57
CFG Dividend	CFG.NYSE: Citizens Financial Group Inc	13 Aug 2021	D	88.03
CFG Dividend	CFG.NYSE: Citizens Financial Group Inc	12 Nov 2021	D	61.92
CFG Dividend	CFG.NYSE: Citizens Financial Group Inc	14 Feb 2022	D	73.67
CFG Dividend	CFG.NYSE: Citizens Financial Group Inc	18 May 2022	D	38.22
CSCO Dividend	CSCO.NASDAQ: Cisco Systems Inc	28 Jul 2021	D	39.59
CSCO Dividend	CSCO.NASDAQ: Cisco Systems Inc	27 Oct 2021	D	18.21
CSCO Dividend	CSCO.NASDAQ: Cisco Systems Inc	27 Jan 2022	D	17.02
CSCO Dividend	CSCO.NASDAQ: Cisco Systems Inc	28 Apr 2022	D	13.59
CTSH Dividend	CTSH.NASDAQ: Cognizant Technology Solutions Corp	31 Aug 2021	D	15.70
CTSH Dividend	CTSH.NASDAQ: Cognizant Technology Solutions Corp	30 Nov 2021	D	16.26
CTSH Dividend	CTSH.NASDAQ: Cognizant Technology Solutions Corp	01 Mar 2022	D	11.08
CTSH Dividend	CTSH.NASDAQ: Cognizant Technology Solutions Corp	31 May 2022	D	13.82
D05 Dividend	D05.SGX: DBS Group Holdings Ltd	26 Aug 2021	D	86.53
D05 Dividend	D05.SGX: DBS Group Holdings Ltd	26 Nov 2021	D	65.00
D05 Dividend	D05.SGX: DBS Group Holdings Ltd	22 Apr 2022	D	58.51

Woodhill Super Fund
Statement of Taxable Income
For the Period from 1 July 2021 to 30 June 2022

Description	Investment Reference	Date	Tax Return Ref.	Amount
D05 Dividend	D05.SGX: DBS Group Holdings Ltd	25 May 2022	D	59.76
DG Dividend	DG.XPAR: Vinci SA	18 Nov 2021	D	12.14
DG Dividend	DG.XPAR: Vinci SA	28 Apr 2022	D	36.68
DLG Dividend	DLG.LSE: Direct Line Insurance Group PLC	03 Sep 2021	D	53.50
EBAY Dividend	EBAY.NASDAQ: eBay Inc	17 Sep 2021	D	14.71
EBAY Dividend	EBAY.NASDAQ: eBay Inc	17 Dec 2021	D	15.15
EBAY Dividend	EBAY.NASDAQ: eBay Inc	18 Mar 2022	D	15.19
EBAY 31.3748C	EBAY.NASDAQ: eBay Inc	17 Jun 2022	D	14.11
EDP Dividend	EDP.XLIS: EDP-Energias de Portugal SA	28 Apr 2022	D	144.49
ELE Dividend	ELE.XLIF: Endesa SA	01 Jul 2021	D	240.40
ELE Tax Reclaim	ELE.XLIF: Endesa SA	07 Sep 2021	D	9.75
ELE Dividend	ELE.XLIF: Endesa SA	04 Jan 2022	D	79.68
ELE Dividend - Tax Reclaim	ELE.XLIF: Endesa SA	15 Jun 2022	D	5.43
ELE Dividend - Tax Reclaim	ELE.XLIF: Endesa SA	15 Jun 2022	D	7.66
ENGI Dividend	ENGI.XPAR: ENGIE SA	27 Apr 2022	D	180.06
G Dividend	G.MTA: Assicurazioni Generali SPA	27 May 2022	D	211.42
INTC Dividend	INTC.NASDAQ: Intel Corp	01 Sep 2021	D	37.72
INTC Dividend	INTC.NASDAQ: Intel Corp	01 Dec 2021	D	20.52
INTC Dividend	INTC.NASDAQ: Intel Corp	01 Mar 2022	D	12.50
ITRK Dividend	ITRK.LSE: Intertek Group PLC	07 Oct 2021	D	21.65
ITRK 125.4380C	ITRK.LSE: Intertek Group PLC	17 Jun 2022	D	26.40
ITW Dividend	ITW.NYSE: Illinois Tool Works Inc	15 Jul 2021	D	29.49
ITW Dividend	ITW.NYSE: Illinois Tool Works Inc	14 Oct 2021	D	31.99
ITW Dividend	ITW.NYSE: Illinois Tool Works Inc	17 Jan 2022	D	30.15
ITW Dividend	ITW.NYSE: Illinois Tool Works Inc	14 Apr 2022	D	24.23
JNJ Dividend	JNJ.NYSE: Johnson & Johnson	07 Sep 2021	D	48.23
JNJ Dividend	JNJ.NYSE: Johnson & Johnson	07 Dec 2021	D	36.94
JNJ Dividend	JNJ.NYSE: Johnson & Johnson	08 Mar 2022	D	23.14
JNJ 157.4474C	JNJ.NYSE: Johnson & Johnson	07 Jun 2022	D	29.76
JPM Dividend	JPM.NYSE: JPMorgan Chase & Co	02 Aug 2021	D	43.92
JPM Dividend	JPM.NYSE: JPMorgan Chase & Co	01 Nov 2021	D	31.92
JPM Dividend	JPM.NYSE: JPMorgan Chase & Co	31 Jan 2022	D	31.04
JPM Dividend	JPM.NYSE: JPMorgan Chase & Co	02 May 2022	D	27.22
KMB Dividend	KMB.NYSE: Kimberly-Clark Corp	02 Jul 2021	D	62.63
LHX Dividend	LHX.NYSE: L3Harris Technologies Inc	25 Mar 2022	D	14.96
LHX 159.7262C	LHX.NYSE: L3Harris Technologies Inc	17 Jun 2022	D	16.08
ML Dividend	ML.ATX: Michelin (CGDE)-B - Registered Shares	19 May 2022	D	114.88
MMM Dividend	MMM.NYSE: 3M Co	13 Sep 2021	D	34.14
MMM Dividend	MMM.NYSE: 3M Co	13 Dec 2021	D	34.95
MMM Dividend	MMM.NYSE: 3M Co	15 Mar 2022	D	35.14
MMM Dividend (Pay Ref 1331048373)	MMM.NYSE: 3M Co	14 Jun 2022	D	36.12
MONC Dividend (Pay Ref 1331048373)	MONC.MTA: Moncler SPA	07 Jun 2022	D	19.12
MRK Dividend	MRK.NYSE: Merck & Co Inc	07 Jul 2021	D	48.97
MRK Dividend	MRK.NYSE: Merck & Co Inc	07 Oct 2021	D	50.40
MRK Dividend	MRK.NYSE: Merck & Co Inc	07 Jan 2022	D	48.52
MRK Dividend	MRK.NYSE: Merck & Co Inc	08 Apr 2022	D	27.43
MSFT Dividend	MSFT.NASDAQ: Microsoft Corp	09 Sep 2021	D	55.30

Woodhill Super Fund
Statement of Taxable Income
For the Period from 1 July 2021 to 30 June 2022

Description	Investment Reference	Date	Tax Return Ref.	Amount
MSFT Dividend	MSFT.NASDAQ: Microsoft Corp	09 Dec 2021	D	54.62
MSFT Dividend	MSFT.NASDAQ: Microsoft Corp	10 Mar 2022	D	35.43
MSFT Dividend (Pay Ref 1331048373)	MSFT.NASDAQ: Microsoft Corp	09 Jun 2022	D	41.52
NEM Dividend	NEM.NYSE: Newmont Mining Corp	23 Sep 2021	D	21.93
NEM Dividend	NEM.NYSE: Newmont Mining Corp	29 Dec 2021	D	23.21
NEM Dividend	NEM.NYSE: Newmont Mining Corp	25 Mar 2022	D	14.71
NEM Dividend (Pay Ref 1331048373)	NEM.NYSE: Newmont Mining Corp	16 Jun 2022	D	11.25
NOVO B Dividend	NOVO B.XCSE: Novo Nordisk - Ordinary Shares - Class B	18 Aug 2021	D	57.59
NOVO B Dividend	NOVO B.XCSE: Novo Nordisk - Ordinary Shares - Class B	29 Mar 2022	D	69.93
NTAP Dividend	NTAP.NASDAQ: NetApp Inc	28 Jul 2021	D	44.07
NTAP Dividend	NTAP.NASDAQ: NetApp Inc	27 Oct 2021	D	43.12
NTAP Dividend	NTAP.NASDAQ: NetApp Inc	27 Jan 2022	D	38.96
NTAP Dividend	NTAP.NASDAQ: NetApp Inc	28 Apr 2022	D	26.22
PAYX Dividend	PAYX.NASDAQ: Paychex Inc	26 Aug 2021	D	65.16
PAYX Dividend	PAYX.NASDAQ: Paychex Inc	29 Nov 2021	D	68.25
PAYX Dividend	PAYX.NASDAQ: Paychex Inc	24 Feb 2022	D	31.23
PAYX Dividend	PAYX.NASDAQ: Paychex Inc	26 May 2022	D	43.02
Distribution - Tax Statement	PSA.NYSE: Public Storage	30 Jun 2022	D	36.09
Distribution - Tax Statement	PSA.NYSE: Public Storage	30 Jun 2022	D	37.48
Distribution - Tax Statement	PSA.NYSE: Public Storage	30 Jun 2022	D	32.00
RDSB Dividend	RDSB.LSE: Royal Dutch Shell PLC	20 Sep 2021	D	14.39
REC Dividend	REC.MTA: Recordati SpA	24 Nov 2021	D	38.72
REC Dividend	REC.MTA: Recordati SpA	25 May 2022	D	24.88
RHI Dividend	RHI.NYSE: Robert Half International Inc	15 Sep 2021	D	28.95
RHI Dividend	RHI.NYSE: Robert Half International Inc	15 Dec 2021	D	28.10
RHI Dividend	RHI.NYSE: Robert Half International Inc	15 Mar 2022	D	21.47
RHI Dividend (Pay Ref 1331048373)	RHI.NYSE: Robert Half International Inc	15 Jun 2022	D	25.12
ROG Dividend	ROG.SIX XSWX: Roche Holding AG	21 Mar 2022	D	82.80
Investment Income	SAN.XPAR: Sanofi SA	10 May 2022	D	26.80
SAN Dividend	SAN.XPAR: Sanofi SA	10 May 2022	D	142.30
SJM Dividend	SJM.NYSE: JM Smucker Co	01 Sep 2021	D	56.59
SJM Dividend	SJM.NYSE: JM Smucker Co	01 Dec 2021	D	55.72
SJM Dividend	SJM.NYSE: JM Smucker Co	02 Mar 2022	D	36.72
SJM Dividend	SJM.NYSE: JM Smucker Co	02 Jun 2022	D	44.83
SU Dividend	SU.XPAR: Schneider Electric SE	19 May 2022	D	78.45
Distribution - Tax Statement	SYD: Sydney Airport - Fully Paid Ordinary/Units Stapled Securities	15 Feb 2022	D	1.75
TEL Dividend	TEL.XOSL: Telenor ASA	20 Oct 2021	D	213.12
TEL Dividend	TEL.XOSL: Telenor ASA	24 May 2022	D	168.36
ULVR Dividend	ULVR.LSE: Unilever PLC	08 Sep 2021	D	77.66
ULVR Dividend	ULVR.LSE: Unilever PLC	01 Dec 2021	D	76.06
ULVR Dividend	ULVR.LSE: Unilever PLC	23 Mar 2022	D	46.61
ULVR Dividend (Pay Ref 1331048373)	ULVR.LSE: Unilever PLC	16 Jun 2022	D	53.15
V Dividend	V.NYSE: Visa Inc - Ordinary Shares - Class A	01 Sep 2021	D	13.07
V Dividend	V.NYSE: Visa Inc - Ordinary Shares - Class A	07 Dec 2021	D	15.79
V Dividend	V.NYSE: Visa Inc - Ordinary Shares - Class A	02 Mar 2022	D	9.78
V Dividend (Pay Ref 1331048373)	V.NYSE: Visa Inc - Ordinary Shares - Class A	07 Jun 2022	D	11.91

Woodhill Super Fund
Statement of Taxable Income
For the Period from 1 July 2021 to 30 June 2022

Description	Investment Reference	Date	Tax Return Ref.	Amount
Distribution - Tax Statement	VAN0111AU: Vanguard High Growth Index Fund	30 Jun 2022	D	31.31
Distribution - Tax Statement	VAN0111AU: Vanguard High Growth Index Fund	30 Jun 2022	D	30.80
Distribution - Tax Statement	VAN0111AU: Vanguard High Growth Index Fund	30 Jun 2022	D	20.69
Distribution - Tax Statement	VAN0722AU: Vanguard Active Global Growth Fund	30 Jun 2022	D	74.90
WLTW Dividend	WLTW.NASDAQ: Willis Towers Watson PLC	19 Jan 2022	D	16.55
WTW Dividend	WLTW.NASDAQ: Willis Towers Watson PLC	19 Apr 2022	D	13.35
ZTS Dividend	ZTS.NYSE: Zoetis Inc	01 Sep 2021	D	2.04
ZTS Dividend	ZTS.NYSE: Zoetis Inc	01 Dec 2021	D	3.41
ZTS Dividend	ZTS.NYSE: Zoetis Inc	02 Mar 2022	D	3.57
ZTS Dividend	ZTS.NYSE: Zoetis Inc	01 Jun 2022	D	2.27
<i>Less Rounding</i>			D	(0.23)
Total Net Foreign Income			D	6,959.00
Total Australian Franking Credits from a New Zealand Company			E	0.00
Total Transfers from Foreign Funds			F	0.00
Total Gross Payments where ABN not quoted			H	0.00
Total Gross Distribution from Partnerships			I	0.00
Unfranked Dividend Amount				
BSL Dividend	BSL: Bluescope Steel Limited	13 Oct 2021	J	96.80
BXB Dividend	BXB: Brambles Limited	14 Oct 2021	J	77.55
BXB Dividend	BXB: Brambles Limited	14 Apr 2022	J	59.46
CPU Dividend	CPU: Computershare Limited.	13 Sep 2021	J	53.54
CPU Dividend	CPU: Computershare Limited.	17 Mar 2022	J	34.27
CSL Dividend	CSL: CSL Limited	30 Sep 2021	J	115.88
MFG Dividend	MFG: Magellan Financial Group Limited	23 Sep 2021	J	31.38
SHL Dividend	SHL: Sonic Healthcare Limited	22 Sep 2021	J	44.85
<i>Less Rounding</i>			J	(0.73)
Total Unfranked Dividend Amount			J	513.00
Franked Dividend Amount				
ALL Dividend	ALL: Aristocrat Leisure Limited	02 Jul 2021	K	109.20
ALL Dividend	ALL: Aristocrat Leisure Limited	17 Dec 2021	K	125.84
ANZ Dividend	ANZ: ANZ Group Holdings Limited	16 Dec 2021	K	236.16
BHP Dividend	BHP: BHP Group Limited	21 Sep 2021	K	241.66
BHP Dividend	BHP: BHP Group Limited	28 Mar 2022	K	151.88
EST 1:5.534 DIST OF ORD SHS IN WOODSIDE PETROLEUM	BHP: BHP Group Limited	02 Jun 2022	K	446.40
BXB Dividend	BXB: Brambles Limited	14 Oct 2021	K	33.24
BXB Dividend	BXB: Brambles Limited	14 Apr 2022	K	25.48
CBA Dividend	CBA: Commonwealth Bank Of Australia.	29 Sep 2021	K	212.00
CBA Dividend	CBA: Commonwealth Bank Of Australia.	30 Mar 2022	K	138.25
COL Dividend	COL: Coles Group Limited.	28 Sep 2021	K	135.24
COL Dividend	COL: Coles Group Limited.	31 Mar 2022	K	154.44
CPU Dividend	CPU: Computershare Limited.	13 Sep 2021	K	80.32
CPU Dividend	CPU: Computershare Limited.	17 Mar 2022	K	22.85
CSL Dividend	CSL: CSL Limited	30 Sep 2021	K	12.88
CSL Dividend	CSL: CSL Limited	06 Apr 2022	K	93.91
EDV Dividend	EDV: Endeavour Group Limited	22 Sep 2021	K	43.68

Woodhill Super Fund
Statement of Taxable Income
For the Period from 1 July 2021 to 30 June 2022

Description	Investment Reference	Date	Tax Return	
			Ref.	Amount
EDV Dividend	EDV: Endeavour Group Limited	28 Mar 2022	K	54.88
MFG Dividend	MFG: Magellan Financial Group Limited	23 Sep 2021	K	94.13
NAB Dividend	NAB: National Australia Bank Limited	15 Dec 2021	K	146.73
NST Dividend	NST: Northern Star Resources Ltd	29 Sep 2021	K	41.71
NST Dividend	NST: Northern Star Resources Ltd	29 Mar 2022	K	100.20
SHL Dividend	SHL: Sonic Healthcare Limited	22 Sep 2021	K	83.30
SHL Dividend	SHL: Sonic Healthcare Limited	23 Mar 2022	K	76.40
TWE Dividend	TWE: Treasury Wine Estates Limited	01 Oct 2021	K	88.92
TWE Dividend	TWE: Treasury Wine Estates Limited	01 Apr 2022	K	66.00
WBC Dividend	WBC: Westpac Banking Corporation	21 Dec 2021	K	486.60
WBC AUD 0.61 FRANKED, 30% CTR, DRP NIL DISC	WBC: Westpac Banking Corporation	24 Jun 2022	K	300.12
WES Dividend	WES: Wesfarmers Limited	07 Oct 2021	K	222.30
WES Dividend	WES: Wesfarmers Limited	30 Mar 2022	K	184.80
WOW Dividend	WOW: Woolworths Group Limited	08 Oct 2021	K	134.20
WOW Dividend	WOW: Woolworths Group Limited	13 Apr 2022	K	99.45
WPL Dividend	WPL: Woodside Petroleum Ltd	24 Sep 2021	K	41.85
WPL Dividend	WPL: Woodside Petroleum Ltd	23 Mar 2022	K	255.78
wtc Dividend	WTC: Wisetech Global Limited	08 Oct 2021	K	7.58
WTC Dividend	WTC: Wisetech Global Limited	08 Apr 2022	K	5.51
<i>Less Rounding</i>			K	(0.89)
Total Franked Dividend Amount			K	4,753.00
Dividend Franking Credit				
ALL Dividend	ALL: Aristocrat Leisure Limited	02 Jul 2021	L	46.80
ALL Dividend	ALL: Aristocrat Leisure Limited	17 Dec 2021	L	53.93
ANZ Dividend	ANZ: ANZ Group Holdings Limited	16 Dec 2021	L	101.21
BHP Dividend	BHP: BHP Group Limited	21 Sep 2021	L	103.57
BHP Dividend	BHP: BHP Group Limited	28 Mar 2022	L	65.09
EST 1:5.534 DIST OF ORD SHS IN WOODSIDE PETROLEUM	BHP: BHP Group Limited	02 Jun 2022	L	191.31
BXB Dividend	BXB: Brambles Limited	14 Oct 2021	L	14.25
BXB Dividend	BXB: Brambles Limited	14 Apr 2022	L	10.92
CBA Dividend	CBA: Commonwealth Bank Of Australia.	29 Sep 2021	L	90.86
CBA Dividend	CBA: Commonwealth Bank Of Australia.	30 Mar 2022	L	59.25
COL Dividend	COL: Coles Group Limited.	28 Sep 2021	L	57.96
COL Dividend	COL: Coles Group Limited.	31 Mar 2022	L	66.19
CPU Dividend	CPU: Computershare Limited.	13 Sep 2021	L	34.42
CPU Dividend	CPU: Computershare Limited.	17 Mar 2022	L	9.79
CSL Dividend	CSL: CSL Limited	30 Sep 2021	L	5.52
EDV Dividend	EDV: Endeavour Group Limited	22 Sep 2021	L	18.72
EDV Dividend	EDV: Endeavour Group Limited	28 Mar 2022	L	23.52
MFG Dividend	MFG: Magellan Financial Group Limited	23 Sep 2021	L	40.34
NAB Dividend	NAB: National Australia Bank Limited	15 Dec 2021	L	62.88
NST Dividend	NST: Northern Star Resources Ltd	29 Sep 2021	L	17.87
NST Dividend	NST: Northern Star Resources Ltd	29 Mar 2022	L	29.10
SHL Dividend	SHL: Sonic Healthcare Limited	22 Sep 2021	L	35.70
SHL Dividend	SHL: Sonic Healthcare Limited	23 Mar 2022	L	32.74
TWE Dividend	TWE: Treasury Wine Estates Limited	01 Oct 2021	L	38.11

Woodhill Super Fund
Statement of Taxable Income
For the Period from 1 July 2021 to 30 June 2022

Description	Investment Reference	Date	Tax Return Ref.	Amount
TWE Dividend	TWE: Treasury Wine Estates Limited	01 Apr 2022	L	28.29
WBC Dividend	WBC: Westpac Banking Corporation	21 Dec 2021	L	208.54
WBC AUD 0.61 FRANKED, 30% CTR, DRP NIL DISC	WBC: Westpac Banking Corporation	24 Jun 2022	L	128.62
WES Dividend	WES: Wesfarmers Limited	07 Oct 2021	L	95.27
WES Dividend	WES: Wesfarmers Limited	30 Mar 2022	L	79.20
WOW Dividend	WOW: Woolworths Group Limited	08 Oct 2021	L	57.51
WOW Dividend	WOW: Woolworths Group Limited	13 Apr 2022	L	42.62
WPL Dividend	WPL: Woodside Petroleum Ltd	24 Sep 2021	L	17.94
WPL Dividend	WPL: Woodside Petroleum Ltd	23 Mar 2022	L	109.62
wtc Dividend	WTC: Wisetech Global Limited	08 Oct 2021	L	3.25
WTC Dividend	WTC: Wisetech Global Limited	08 Apr 2022	L	2.36
<i>Less Rounding</i>			L	(0.27)
Total Dividend Franking Credit			L	1,983.00
Gross Trust Distributions				
1878 Dividend	1878.TSE: Daito Trust Construction Co Ltd	19 Nov 2021	M	25.47
Distribution - Tax Statement	1878.TSE: Daito Trust Construction Co Ltd	19 Nov 2021	M	(25.47)
AAA Dividend	AAA: Betashares Australian High Interest Cash ETF - Betashares Australian High Interest Cash ETF	16 Mar 2022	M	14.91
AAA Dividend	AAA: Betashares Australian High Interest Cash ETF - Betashares Australian High Interest Cash ETF	20 Apr 2022	M	19.10
AAA AUD DRP	AAA: Betashares Australian High Interest Cash ETF - Betashares Australian High Interest Cash ETF	02 May 2022	M	18.94
Distribution - Tax Statement	AAA: Betashares Australian High Interest Cash ETF - Betashares Australian High Interest Cash ETF	07 Jun 2022	M	0.00
AAA Dividend (Pay Ref 1331048373)	AAA: Betashares Australian High Interest Cash ETF - Betashares Australian High Interest Cash ETF	17 Jun 2022	M	40.29
AMT Dividend	AMT.NYSE: American Tower Corp	15 Oct 2021	M	60.24
Distribution - Tax Statement	AMT.NYSE: American Tower Corp	15 Oct 2021	M	(60.24)
AMT Dividend	AMT.NYSE: American Tower Corp	17 Jan 2022	M	64.36
Distribution - Tax Statement	AMT.NYSE: American Tower Corp	17 Jan 2022	M	(64.36)
AMT Dividend	AMT.NYSE: American Tower Corp	29 Apr 2022	M	38.20
Distribution - Tax Statement	AMT.NYSE: American Tower Corp	29 Apr 2022	M	(38.20)
PSA Dividend	PSA.NYSE: Public Storage	30 Sep 2021	M	30.68
PSA Dividend	PSA.NYSE: Public Storage	30 Dec 2021	M	31.86
PSA Dividend	PSA.NYSE: Public Storage	01 Apr 2022	M	27.20
Distribution - Tax Statement	PSA.NYSE: Public Storage	30 Jun 2022	M	(30.68)
Distribution - Tax Statement	PSA.NYSE: Public Storage	30 Jun 2022	M	(31.86)
Distribution - Tax Statement	PSA.NYSE: Public Storage	30 Jun 2022	M	(27.20)
Distribution - Tax Statement	SYD: Sydney Airport - Fully Paid Ordinary/Units Stapled Securities	15 Feb 2022	M	68.27
TCL_THT Dividend	TCL: Transurban Group - Fully Paid Ordinary/Units Stapled Securities	23 Aug 2021	M	8.96
TCL_THT Dividend	TCL: Transurban Group - Fully Paid Ordinary/Units Stapled Securities	22 Feb 2022	M	93.90
Distribution - Tax Statement	TCL: Transurban Group - Fully Paid Ordinary/Units Stapled Securities	07 Jun 2022	M	(24.78)
VAN0111AU Distribution - Cash	VAN0111AU: Vanguard High Growth Index Fund	30 Sep 2021	M	145.71
VAN0111AU Distribution - Cash	VAN0111AU: Vanguard High Growth Index Fund	31 Dec 2021	M	102.74
VAN0111AU Distribution - Cash	VAN0111AU: Vanguard High Growth Index Fund	31 Mar 2022	M	282.96

Woodhill Super Fund
Statement of Taxable Income
For the Period from 1 July 2021 to 30 June 2022

Description	Investment Reference	Date	Tax Return	
			Ref.	Amount
Distribution - Tax Statement	VAN0111AU: Vanguard High Growth Index Fund	30 Jun 2022	M	12.65
Distribution - Tax Statement	VAN0111AU: Vanguard High Growth Index Fund	30 Jun 2022	M	(31.84)
Distribution - Tax Statement	VAN0111AU: Vanguard High Growth Index Fund	30 Jun 2022	M	(180.28)
VAN0722AU Distribution - Cash	VAN0722AU: Vanguard Active Global Growth Fund	01 Oct 2021	M	711.80
VAN0722AU Distribution - Cash	VAN0722AU: Vanguard Active Global Growth Fund	01 Jan 2022	M	295.73
VAN0722AU Distribution - Cash	VAN0722AU: Vanguard Active Global Growth Fund	01 Apr 2022	M	63.92
Distribution - Tax Statement	VAN0722AU: Vanguard Active Global Growth Fund	30 Jun 2022	M	(704.08)
Distribution - Tax Statement	VAN0722AU: Vanguard Active Global Growth Fund	30 Jun 2022	M	(295.73)
Distribution - Tax Statement	VAN0722AU: Vanguard Active Global Growth Fund	30 Jun 2022	M	(62.68)
<i>Less Rounding</i>			M	(0.49)
Total Gross Trust Distributions			M	580.00
Total Assessable Employer Contributions			R1	0.00
Total Assessable Personal Contributions			R2	0.00
Total No-TFN quoted contributions			R3	0.00
Total Transfer of Liability to life insurance company or PST			R6	0.00
Total Assessable Contributions			R	0.00
Other Income				
Traditional Security Gain	GSIC22: Australian Government Treasury Indexed Bonds - Treas Indexed Bond Cpi+1.25% 21-02-22 Qly	30 Jun 2022	S	1.75
<i>Less Rounding</i>			S	(1.75)
Total Other Income			S	0.00
Total Assessable Income Due to Changed Tax Status of Fund			T	0.00
Total Net Non-arm's Length Income			U	0.00
Exempt Current Pension Income				
Exempt Current Pension Income	Dividend Franking Credit	30 Jun 2022	Y	(1,983.00)
Exempt Current Pension Income	Franked Dividend Amount	30 Jun 2022	Y	(4,753.00)
Exempt Current Pension Income	Gross Interest	30 Jun 2022	Y	(4,189.00)
Exempt Current Pension Income	Gross Trust Distributions	30 Jun 2022	Y	(580.00)
Exempt Current Pension Income	Net Foreign Income	30 Jun 2022	Y	(6,959.00)
Exempt Current Pension Income	Unfranked Dividend Amount	30 Jun 2022	Y	(513.00)
Total Exempt Current Pension Income			Y	(18,977.00)
Total Assessable Income				0.00
Deductions				
Total Interest Expenses within Australia			A	0.00
Total Interest Expenses Overseas			B	0.00
Total Capital Works Deductions			D	0.00
Total Deduction for Decline in Value of Depreciating Assets			E	0.00
Total Death or Disability Premiums			F	0.00

Woodhill Super Fund
Statement of Taxable Income
For the Period from 1 July 2021 to 30 June 2022

Description	Investment Reference	Date	Tax Return Ref.	Amount
Total Death Benefit Increase			G	0.00
Approved Auditor Fee				
TRANSACT FUNDS TFR TO ALBERT NG		31 Dec 2021	H	440.00
Less Current Pension Deductions		30 Jun 2022	H	(440.00)
Total Approved Auditor Fee			H	0.00
Investment Expenses				
Non advice Fees for the month ended 30 Jun 2021		07 Jul 2021	I	677.67
Non advice Fees for the month ended 31 Jul 2021		09 Aug 2021	I	709.60
Non advice Fees for the month ended 31 Aug 2021		07 Sep 2021	I	726.72
Non advice Fees for the month ended 30 Sep 2021		07 Oct 2021	I	714.42
Non advice Fees for the month ended 31 Oct 2021		09 Nov 2021	I	722.57
Non advice Fees for the month ended 30 Nov 2021		09 Dec 2021	I	712.38
Non advice Fees for the month ended 31 Dec 2021		11 Jan 2022	I	695.36
Non advice Fees for the month ended 31 Jan 2022		08 Feb 2022	I	686.25
"Non advice Fees for the month ended 28 Feb 2022		09 Mar 2022	I	623.26
Non advice Fees for the month ended 31 Mar 2022		08 Apr 2022	I	650.44
Non advice Fees for the month ended 30 Apr 2022		09 May 2022	I	634.07
Non advice Fees charged on closure of account		07 Jun 2022	I	130.07
Non advice Fees for the month ended 31 May 2022		08 Jun 2022	I	636.20
Account Fee	ANZ.BACCT: Vanguard Cash Account	02 Jul 2021	I	7.97
Account Fee	ANZ.BACCT: Vanguard Cash Account	02 Jul 2021	I	31.10
Less Current Pension Deductions		30 Jun 2022	I	(8,358.08)
Total Investment Expenses			I	0.00
Management and Administration Expenses				
TRANSACT FUNDS TFR TO AMBRISH BHARDWAJ		31 Dec 2021	J	660.00
SUPERCENTRAL SUPERCENT 00175396		07 Apr 2022	J	137.50
Less Current Pension Deductions		30 Jun 2022	J	(797.50)
Total Management and Administration Expenses			J	0.00
Total Forestry Managed Investment Scheme Deduction			U	0.00
Other Deductions				
ATO ATO007000015681609		10 Jan 2022	L	259.00
Traditional Security Loss	GSBG25: Australian Government Treasury Bonds - Treasury Bond 3.25% 21-04-25 Semi	30 Jun 2022	L	2,166.16
Traditional Security Loss	GSBG29: Australian Government Treasury Bonds - Treasury Bond 3.25% 21-04-29 Semi	30 Jun 2022	L	2,386.76
Traditional Security Loss	GSBG33: Australian Government Treasury Bonds - Treasury Bond 4.50% 21-04-33 Semi	30 Jun 2022	L	7,770.58
Traditional Security Loss	GSBG37: Australian Government Treasury Bonds - Treasury Bond 3.75% 21-04-37 Semi	30 Jun 2022	L	7,830.26
Traditional Security Loss	GSBM22: Australian Government Treasury Bonds - Treasury Bond 5.75% 15-07-22 Semi	30 Jun 2022	L	185.27
Traditional Security Loss	GSBU28: Australian Government Treasury Bonds - Treasury Bond 2.75% 21-11-28 Semi	30 Jun 2022	L	1,198.67
Traditional Security Loss	GSBU31: Australian Government Treasury Bonds - Treasury Bond 1.00% 21-11-31 Semi	30 Jun 2022	L	5,524.96
Traditional Security Loss	GSIQ25: Australian Government Treasury Indexed Bonds - Treas Indexed Bond Cpi+3.00% 20-09-25 Qly	30 Jun 2022	L	75.71
Traditional Security Loss	GSIQ30: Australian Government Treasury Indexed Bonds - Treas Indexed Bond Cpi+2.50% 20-09-30 Qly	30 Jun 2022	L	307.30
Less Current Pension Deductions		30 Jun 2022	L	(27,702.92)
Less Rounding			L	(1.75)

Woodhill Super Fund
Statement of Taxable Income
For the Period from 1 July 2021 to 30 June 2022

Description	Investment Reference	Date	Tax Return Ref.	Amount
Total Other Deductions			L	0.00
Tax Losses Deducted				
Tax Losses Brought Forward		30 Jun 2022	M	0.00
Less Net Exempt Income		30 Jun 2022	M	0.00
Total Tax Losses Deducted			M	0.00
Total Deductions				0.00
Taxable Income or Loss			(V - N) O	0.00

Income Tax Calculation Statement

Section D

Gross Tax

Gross Tax @ 15% for Concessional Income		30 Jun 2022	T1	0.00
Gross Tax @ 45% for Net Non-Arm's Length Income		30 Jun 2022	T1	0.00
No-TFN Quoted Contributions @ 32%		30 Jun 2022	J	0.00
Total Gross Tax				0.00

Credit: Foreign Tax Income Offset

1801 Dividend	1801.TSE: Taisei Corporation	02 Dec 2021	C1	2.02
1801 Dividend (Pay Ref 1331280789)	1801.TSE: Taisei Corporation	29 Jun 2022	C1	1.73
Distribution - Tax Statement	1878.TSE: Daito Trust Construction Co Ltd	19 Nov 2021	C1	5.04
2503 Dividend	2503.TSE: Kirin Holdings Co., Ltd.	03 Sep 2021	C1	2.69
4503 Dividend	4503.TSE: Astellas Pharma Inc	01 Dec 2021	C1	5.00
4503 Dividend	4503.TSE: Astellas Pharma Inc	01 Jun 2022	C1	3.09
6113 Dividend	6113.TSE: Amada Holdings Co.Ltd	07 Dec 2021	C1	4.29
6113 Dividend (Pay Ref 1331280789)	6113.TSE: Amada Holdings Co.Ltd	29 Jun 2022	C1	2.86
6501 Dividend	6501.TSE: Hitachi Ltd	29 Nov 2021	C1	8.02
6501 Dividend	6501.TSE: Hitachi Ltd	02 Jun 2022	C1	4.66
6758 Dividend	6758.TSE: SONY CORP	01 Dec 2021	C1	1.55
6758 Dividend	6758.TSE: SONY CORP	03 Jun 2022	C1	1.11
7741 Dividend	7741.TSE: HOYA CORP	30 Nov 2021	C1	0.55
7741 Dividend	7741.TSE: HOYA CORP	01 Jun 2022	C1	0.56
7974 Dividend	7974.TSE: Nintendo Co Ltd	01 Dec 2021	C1	8.39
7974 Dividend (Pay Ref 1331181472)	7974.TSE: Nintendo Co Ltd	30 Jun 2022	C1	11.34
9433 Dividend	9433.TSE: KDDI CORP	01 Dec 2021	C1	14.73
9433 Dividend (Pay Ref 1331048373)	9433.TSE: KDDI CORP	23 Jun 2022	C1	9.57
9989 Dividend	9989.TSE: Sundrug Co Ltd	06 Dec 2021	C1	4.96
AAPL Dividend	AAPL.NASDAQ: Apple Inc	12 Aug 2021	C1	3.00
AAPL Dividend	AAPL.NASDAQ: Apple Inc	15 Nov 2021	C1	3.01
AAPL Dividend	AAPL.NASDAQ: Apple Inc	11 Feb 2022	C1	2.17
AAPL Dividend	AAPL.NASDAQ: Apple Inc	17 May 2022	C1	2.08
ABBN Dividend	ABBN.SIX XSWX: ABB Ltd.	30 Mar 2022	C1	34.85
AD Dividend	AD.ATX: Koninklijke Ahold Delhaize N.V.	02 Sep 2021	C1	17.18
AD Dividend	AD.ATX: Koninklijke Ahold Delhaize N.V.	28 Apr 2022	C1	15.49
AMAT Dividend	AMAT.NASDAQ: Applied Materials Inc	16 Sep 2021	C1	1.47
AMAT Dividend	AMAT.NASDAQ: Applied Materials Inc	16 Dec 2021	C1	1.50
AMAT Dividend	AMAT.NASDAQ: Applied Materials Inc	16 Mar 2022	C1	0.94

Woodhill Super Fund
Statement of Taxable Income
For the Period from 1 July 2021 to 30 June 2022

Description	Investment Reference	Date	Tax Return Ref.	Amount
AMAT 37.1482C	AMAT.NASDAQ: Applied Materials Inc	16 Jun 2022	C1	1.05
AMGN Dividend	AMGN.NASDAQ: Amgen Inc	08 Sep 2021	C1	3.93
Distribution - Tax Statement	AMT.NYSE: American Tower Corp	15 Oct 2021	C1	10.63
Distribution - Tax Statement	AMT.NYSE: American Tower Corp	17 Jan 2022	C1	11.36
Distribution - Tax Statement	AMT.NYSE: American Tower Corp	29 Apr 2022	C1	6.74
ATVI Dividend	ATVI.NASDAQ: Activision Blizzard Inc	09 May 2022	C1	2.57
BMJ Dividend	BMJ.NYSE: Bristol-Myers Squibb Co	02 Aug 2021	C1	6.80
BMJ Dividend	BMJ.NYSE: Bristol-Myers Squibb Co	02 Nov 2021	C1	6.66
BMJ Dividend	BMJ.NYSE: Bristol-Myers Squibb Co	02 Feb 2022	C1	6.58
BMJ Dividend	BMJ.NYSE: Bristol-Myers Squibb Co	03 May 2022	C1	4.92
CDW Dividend (Pay Ref 1331048373)	CDW.NASDAQ: CDW Corp (New)	10 Sep 2021	C1	1.05
CDW Dividend	CDW.NASDAQ: CDW Corp (New)	10 Dec 2021	C1	1.35
CDW Dividend	CDW.NASDAQ: CDW Corp (New)	10 Mar 2022	C1	0.82
CDW 70.2149C	CDW.NASDAQ: CDW Corp (New)	10 Jun 2022	C1	0.84
CFG Dividend	CFG.NYSE: Citizens Financial Group Inc	13 Aug 2021	C1	13.21
CFG Dividend	CFG.NYSE: Citizens Financial Group Inc	12 Nov 2021	C1	9.29
CFG Dividend	CFG.NYSE: Citizens Financial Group Inc	14 Feb 2022	C1	11.05
CFG Dividend	CFG.NYSE: Citizens Financial Group Inc	18 May 2022	C1	5.73
CSCO Dividend	CSCO.NASDAQ: Cisco Systems Inc	28 Jul 2021	C1	5.94
CSCO Dividend	CSCO.NASDAQ: Cisco Systems Inc	27 Oct 2021	C1	2.73
CSCO Dividend	CSCO.NASDAQ: Cisco Systems Inc	27 Jan 2022	C1	2.55
CSCO Dividend	CSCO.NASDAQ: Cisco Systems Inc	28 Apr 2022	C1	2.04
CTSH Dividend	CTSH.NASDAQ: Cognizant Technology Solutions Corp	31 Aug 2021	C1	2.36
CTSH Dividend	CTSH.NASDAQ: Cognizant Technology Solutions Corp	30 Nov 2021	C1	2.44
CTSH Dividend	CTSH.NASDAQ: Cognizant Technology Solutions Corp	01 Mar 2022	C1	1.66
CTSH Dividend	CTSH.NASDAQ: Cognizant Technology Solutions Corp	31 May 2022	C1	2.07
DG Dividend	DG.XPAR: Vinci SA	18 Nov 2021	C1	3.22
DG Dividend	DG.XPAR: Vinci SA	28 Apr 2022	C1	9.17
EBAY Dividend	EBAY.NASDAQ: eBay Inc	17 Sep 2021	C1	2.20
EBAY Dividend	EBAY.NASDAQ: eBay Inc	17 Dec 2021	C1	2.27
EBAY Dividend	EBAY.NASDAQ: eBay Inc	18 Mar 2022	C1	2.28
EBAY 31.3748C	EBAY.NASDAQ: eBay Inc	17 Jun 2022	C1	2.11
EDP Dividend	EDP.XLIS: EDP-Energias de Portugal SA	28 Apr 2022	C1	36.12
ELE Dividend	ELE.XLIF: Endesa SA	01 Jul 2021	C1	45.67
ELE Dividend	ELE.XLIF: Endesa SA	04 Jan 2022	C1	15.14
ENGI Dividend	ENGI.XPAR: ENGIE SA	27 Apr 2022	C1	45.02
G Dividend	G.MTA: Assicurazioni Generali SPA	27 May 2022	C1	54.97
INTC Dividend	INTC.NASDAQ: Intel Corp	01 Sep 2021	C1	5.66
INTC Dividend	INTC.NASDAQ: Intel Corp	01 Dec 2021	C1	3.08
INTC Dividend	INTC.NASDAQ: Intel Corp	01 Mar 2022	C1	1.87
ITW Dividend	ITW.NYSE: Illinois Tool Works Inc	15 Jul 2021	C1	4.42
ITW Dividend	ITW.NYSE: Illinois Tool Works Inc	14 Oct 2021	C1	4.80
ITW Dividend	ITW.NYSE: Illinois Tool Works Inc	17 Jan 2022	C1	4.52
ITW Dividend	ITW.NYSE: Illinois Tool Works Inc	14 Apr 2022	C1	3.64
JNJ Dividend	JNJ.NYSE: Johnson & Johnson	07 Sep 2021	C1	7.24

Woodhill Super Fund
Statement of Taxable Income
For the Period from 1 July 2021 to 30 June 2022

Description	Investment Reference	Date	Tax Return Ref.	Amount
JNJ Dividend	JNJ.NYSE: Johnson & Johnson	07 Dec 2021	C1	5.54
JNJ Dividend	JNJ.NYSE: Johnson & Johnson	08 Mar 2022	C1	3.47
JNJ 157.4474C	JNJ.NYSE: Johnson & Johnson	07 Jun 2022	C1	4.47
JPM Dividend	JPM.NYSE: JPMorgan Chase & Co	02 Aug 2021	C1	6.59
JPM Dividend	JPM.NYSE: JPMorgan Chase & Co	01 Nov 2021	C1	4.79
JPM Dividend	JPM.NYSE: JPMorgan Chase & Co	31 Jan 2022	C1	4.66
JPM Dividend	JPM.NYSE: JPMorgan Chase & Co	02 May 2022	C1	4.08
KMB Dividend	KMB.NYSE: Kimberly-Clark Corp	02 Jul 2021	C1	9.40
LHX Dividend	LHX.NYSE: L3Harris Technologies Inc	25 Mar 2022	C1	2.24
LHX 159.7262C	LHX.NYSE: L3Harris Technologies Inc	17 Jun 2022	C1	2.41
ML Dividend	ML.ATX: Michelin (CGDE)-B - Registered Shares	19 May 2022	C1	28.72
MMM Dividend	MMM.NYSE: 3M Co	13 Sep 2021	C1	5.12
MMM Dividend	MMM.NYSE: 3M Co	13 Dec 2021	C1	5.24
MMM Dividend	MMM.NYSE: 3M Co	15 Mar 2022	C1	5.27
MMM Dividend (Pay Ref 1331048373)	MMM.NYSE: 3M Co	14 Jun 2022	C1	5.42
MONC Dividend (Pay Ref 1331048373)	MONC.MTA: Moncler SPA	07 Jun 2022	C1	4.97
MRK Dividend	MRK.NYSE: Merck & Co Inc	07 Jul 2021	C1	7.34
MRK Dividend	MRK.NYSE: Merck & Co Inc	07 Oct 2021	C1	7.56
MRK Dividend	MRK.NYSE: Merck & Co Inc	07 Jan 2022	C1	7.28
MRK Dividend	MRK.NYSE: Merck & Co Inc	08 Apr 2022	C1	4.11
MSFT Dividend	MSFT.NASDAQ: Microsoft Corp	09 Sep 2021	C1	8.30
MSFT Dividend	MSFT.NASDAQ: Microsoft Corp	09 Dec 2021	C1	8.19
MSFT Dividend	MSFT.NASDAQ: Microsoft Corp	10 Mar 2022	C1	5.31
MSFT Dividend (Pay Ref 1331048373)	MSFT.NASDAQ: Microsoft Corp	09 Jun 2022	C1	6.23
NEM Dividend	NEM.NYSE: Newmont Mining Corp	23 Sep 2021	C1	3.29
NEM Dividend	NEM.NYSE: Newmont Mining Corp	29 Dec 2021	C1	3.48
NEM Dividend	NEM.NYSE: Newmont Mining Corp	25 Mar 2022	C1	2.21
NEM Dividend (Pay Ref 1331048373)	NEM.NYSE: Newmont Mining Corp	16 Jun 2022	C1	1.68
NOVO B Dividend	NOVO B.XCSE: Novo Nordisk - Ordinary Shares - Class B	18 Aug 2021	C1	15.55
NOVO B Dividend	NOVO B.XCSE: Novo Nordisk - Ordinary Shares - Class B	29 Mar 2022	C1	18.88
NTAP Dividend	NTAP.NASDAQ: NetApp Inc	28 Jul 2021	C1	6.61
NTAP Dividend	NTAP.NASDAQ: NetApp Inc	27 Oct 2021	C1	6.47
NTAP Dividend	NTAP.NASDAQ: NetApp Inc	27 Jan 2022	C1	5.84
NTAP Dividend	NTAP.NASDAQ: NetApp Inc	28 Apr 2022	C1	3.93
PAYX Dividend	PAYX.NASDAQ: Paychex Inc	26 Aug 2021	C1	9.77
PAYX Dividend	PAYX.NASDAQ: Paychex Inc	29 Nov 2021	C1	10.24
PAYX Dividend	PAYX.NASDAQ: Paychex Inc	24 Feb 2022	C1	4.69
PAYX Dividend	PAYX.NASDAQ: Paychex Inc	26 May 2022	C1	6.45
Distribution - Tax Statement	PSA.NYSE: Public Storage	30 Jun 2022	C1	5.41
Distribution - Tax Statement	PSA.NYSE: Public Storage	30 Jun 2022	C1	5.62
Distribution - Tax Statement	PSA.NYSE: Public Storage	30 Jun 2022	C1	4.80
REC Dividend	REC.MTA: Recordati SpA	24 Nov 2021	C1	10.06
REC Dividend	REC.MTA: Recordati SpA	25 May 2022	C1	6.47
RHI Dividend	RHI.NYSE: Robert Half International Inc	15 Sep 2021	C1	4.34
RHI Dividend	RHI.NYSE: Robert Half International Inc	15 Dec 2021	C1	4.22
RHI Dividend	RHI.NYSE: Robert Half International Inc	15 Mar 2022	C1	3.22

Woodhill Super Fund
Statement of Taxable Income
For the Period from 1 July 2021 to 30 June 2022

Description	Investment Reference	Date	Tax Return Ref.	Amount
RHI Dividend (Pay Ref 1331048373)	RHI.NYSE: Robert Half International Inc	15 Jun 2022	C1	3.77
ROG Dividend	ROG.SIX XSWX: Roche Holding AG	21 Mar 2022	C1	28.98
Investment Income	SAN.XPAR: Sanofi SA	10 May 2022	C1	6.65
SAN Dividend	SAN.XPAR: Sanofi SA	10 May 2022	C1	35.57
SJM Dividend	SJM.NYSE: JM Smucker Co	01 Sep 2021	C1	8.49
SJM Dividend	SJM.NYSE: JM Smucker Co	01 Dec 2021	C1	8.36
SJM Dividend	SJM.NYSE: JM Smucker Co	02 Mar 2022	C1	5.51
SJM Dividend	SJM.NYSE: JM Smucker Co	02 Jun 2022	C1	6.72
SU Dividend	SU.XPAR: Schneider Electric SE	19 May 2022	C1	19.61
TEL Dividend	TEL.XOSL: Telenor ASA	20 Oct 2021	C1	53.28
TEL Dividend	TEL.XOSL: Telenor ASA	24 May 2022	C1	42.09
V Dividend	V.NYSE: Visa Inc - Ordinary Shares - Class A	01 Sep 2021	C1	1.96
V Dividend	V.NYSE: Visa Inc - Ordinary Shares - Class A	07 Dec 2021	C1	2.37
V Dividend	V.NYSE: Visa Inc - Ordinary Shares - Class A	02 Mar 2022	C1	1.47
V Dividend (Pay Ref 1331048373)	V.NYSE: Visa Inc - Ordinary Shares - Class A	07 Jun 2022	C1	1.78
Distribution - Tax Statement	VAN0111AU: Vanguard High Growth Index Fund	30 Jun 2022	C1	3.64
Distribution - Tax Statement	VAN0111AU: Vanguard High Growth Index Fund	30 Jun 2022	C1	4.65
Distribution - Tax Statement	VAN0111AU: Vanguard High Growth Index Fund	30 Jun 2022	C1	3.79
Distribution - Tax Statement	VAN0722AU: Vanguard Active Global Growth Fund	30 Jun 2022	C1	5.97
ZTS Dividend	ZTS.NYSE: Zoetis Inc	01 Sep 2021	C1	0.31
ZTS Dividend	ZTS.NYSE: Zoetis Inc	01 Dec 2021	C1	0.51
ZTS Dividend	ZTS.NYSE: Zoetis Inc	02 Mar 2022	C1	0.54
ZTS Dividend	ZTS.NYSE: Zoetis Inc	01 Jun 2022	C1	0.34
Excessive Foreign Tax Credit Written Off		30 Jun 2022	C1	(1,099.92)
Total Credit: Foreign Tax Income Offset			C1	0.00
Total Credit: Rebates and Tax Offset			C2	0.00
Rebates and Offsets			C	0.00
SUBTOTAL				0.00
Credit: Refundable Franking Credits				
ALL Dividend	ALL: Aristocrat Leisure Limited	02 Jul 2021	E1	46.80
ALL Dividend	ALL: Aristocrat Leisure Limited	17 Dec 2021	E1	53.93
ANZ Dividend	ANZ: ANZ Group Holdings Limited	16 Dec 2021	E1	101.21
BHP Dividend	BHP: BHP Group Limited	21 Sep 2021	E1	103.57
BHP Dividend	BHP: BHP Group Limited	28 Mar 2022	E1	65.09
EST 1:5.534 DIST OF ORD SHS IN WOODSIDE PETROLEUM	BHP: BHP Group Limited	02 Jun 2022	E1	191.31
BXB Dividend	BXB: Brambles Limited	14 Oct 2021	E1	14.25
BXB Dividend	BXB: Brambles Limited	14 Apr 2022	E1	10.92
CBA Dividend	CBA: Commonwealth Bank Of Australia.	29 Sep 2021	E1	90.86
CBA Dividend	CBA: Commonwealth Bank Of Australia.	30 Mar 2022	E1	59.25
COL Dividend	COL: Coles Group Limited.	28 Sep 2021	E1	57.96
COL Dividend	COL: Coles Group Limited.	31 Mar 2022	E1	66.19
CPU Dividend	CPU: Computershare Limited.	13 Sep 2021	E1	34.42
CPU Dividend	CPU: Computershare Limited.	17 Mar 2022	E1	9.79
CSL Dividend	CSL: CSL Limited	30 Sep 2021	E1	5.52

Woodhill Super Fund
Statement of Taxable Income
For the Period from 1 July 2021 to 30 June 2022

Description	Investment Reference	Date	Tax Return	
			Ref.	Amount
EDV Dividend	EDV: Endeavour Group Limited	22 Sep 2021	E1	18.72
EDV Dividend	EDV: Endeavour Group Limited	28 Mar 2022	E1	23.52
MFG Dividend	MFG: Magellan Financial Group Limited	23 Sep 2021	E1	40.34
NAB Dividend	NAB: National Australia Bank Limited	15 Dec 2021	E1	62.88
NST Dividend	NST: Northern Star Resources Ltd	29 Sep 2021	E1	17.87
NST Dividend	NST: Northern Star Resources Ltd	29 Mar 2022	E1	29.10
SHL Dividend	SHL: Sonic Healthcare Limited	22 Sep 2021	E1	35.70
SHL Dividend	SHL: Sonic Healthcare Limited	23 Mar 2022	E1	32.74
Distribution - Tax Statement	TCL: Transurban Group - Fully Paid Ordinary/Units Stapled Securities	07 Jun 2022	E1	3.84
TWE Dividend	TWE: Treasury Wine Estates Limited	01 Oct 2021	E1	38.11
TWE Dividend	TWE: Treasury Wine Estates Limited	01 Apr 2022	E1	28.29
Distribution - Tax Statement	VAN0111AU: Vanguard High Growth Index Fund	30 Jun 2022	E1	44.24
Distribution - Tax Statement	VAN0111AU: Vanguard High Growth Index Fund	30 Jun 2022	E1	17.96
Distribution - Tax Statement	VAN0111AU: Vanguard High Growth Index Fund	30 Jun 2022	E1	31.15
WBC Dividend	WBC: Westpac Banking Corporation	21 Dec 2021	E1	208.54
WBC AUD 0.61 FRANKED, 30% CTR, DRP NIL DISC	WBC: Westpac Banking Corporation	24 Jun 2022	E1	128.62
WES Dividend	WES: Wesfarmers Limited	07 Oct 2021	E1	95.27
WES Dividend	WES: Wesfarmers Limited	30 Mar 2022	E1	79.20
WOW Dividend	WOW: Woolworths Group Limited	08 Oct 2021	E1	57.51
WOW Dividend	WOW: Woolworths Group Limited	13 Apr 2022	E1	42.62
WPL Dividend	WPL: Woodside Petroleum Ltd	24 Sep 2021	E1	17.94
WPL Dividend	WPL: Woodside Petroleum Ltd	23 Mar 2022	E1	109.62
wtc Dividend	WTC: Wisetech Global Limited	08 Oct 2021	E1	3.25
WTC Dividend	WTC: Wisetech Global Limited	08 Apr 2022	E1	2.36
Total Credit: Refundable Franking Credits			E1	2,080.46
Total Credit: No-TFN Tax Offset			E2	0.00
Total Credit: Refundable National Rental Affordability Scheme Tax Offset			E3	0.00
Total Credit: Interest on Early Payments			H1	0.00
Total Credit: Foreign Resident Withholding			H2	0.00
Total Credit: ABN/TFN Not Quoted (Non-Individual)			H3	0.00
Total Credit: Interest on No-TFN Tax Offset			H6	0.00
Total Eligible Credits				0.00
Net Tax Payable				(2,080.46)
Total PAYG Instalments Raised			K	0.00
Total Supervisory Levy			L	259.00
Total Supervisory Levy Adjustment for Wound Up Funds			M	0.00
Total Supervisory Levy Adjustment for New Funds			N	0.00
Total Amount Due / (Refundable)				(1,821.46)

Woodhill Super Fund

Members Summary Report - For the period 1/07/2021 to 30/06/2022

Member's Detail	Opening Balance	Increases				Decreases					Closing Balance	
		Contrib	Tran In	Profit	Ins Proc	Tax	Exp	Ins Prem	Tran Out	Ben Paid		
Mr Ian Woodhill												
59 Elliott Street BALMAIN NSW 2041												
Accumulation	Accumulation	667,524.31	0.00	0.00	0.00	0.00	0.00	0.00	0.00	(667,524.31)	0.00	0.00
Pension	Account Based Pension (100% Tax	0.00	0.00	667,524.31	84,216.90	0.00	(590.93)	0.00	0.00	0.00	(18,517.00)	732,633.28
		667,524.31	0.00	667,524.31	84,216.90	0.00	(590.93)	0.00	0.00	(667,524.31)	(18,517.00)	732,633.28
Ms Susan Woodwill												
59 Elliott Street BALMAIN NSW 2041												
Accumulation	Accumulation	282,430.37	0.00	0.00	0.00	0.00	0.00	0.00	0.00	(282,430.37)	0.00	0.00
Pension	Account Based Pension (100% Tax	0.00	0.00	282,430.37	35,627.82	0.00	(249.99)	0.00	0.00	0.00	(8,003.00)	309,805.20
		282,430.37	0.00	282,430.37	35,627.82	0.00	(249.99)	0.00	0.00	(282,430.37)	(8,003.00)	309,805.20
		949,954.68	0.00	949,954.68	119,844.72	0.00	(840.92)	0.00	0.00	(949,954.68)	(26,520.00)	1,042,438.48

Woodhill Super Fund
Investment Summary as at 30 June 2022

Investment	Units	Average Cost Price	Market Price	Accounting Cost	Market Value	Unrealised Accounting Gain/(Loss)	Accounting Gain/(Loss) (%)	Portfolio Weight (%)
<u>Bank</u>								
Macquarie CMA				881,377.56	881,377.56			84.72%
Pending Withdrawal Account				832.17	832.17			0.08%
Praemium Cash Account				7.42	7.42			- %
Vanguard Cash Account				90,101.63	90,101.63			8.66%
				972,318.78	972,318.78			93.46%
<u>Unlisted Market</u>								
Bitcoin	1.35104	13,707.9065	41,528.8074	18,519.93	56,107.08	37,587.15	202.96%	5.39%
Ethereum	4.75950	2,665.8851	2,507.0196	12,688.28	11,932.16	(756.12)	(5.96)%	1.15%
				31,208.21	68,039.24	36,831.03	118.02%	6.54%
				1,003,526.99	1,040,358.02	36,831.03	3.67%	100.00%

The accounting cost is the original cost base adjusted by any subsequent capital call/improvement or capital return transactions. In many cases, it is not the same as the adjusted or reduced cost base, or the reset cost base resulting from the CGT relief. To view the tax cost base and unrealised gain/(loss) for tax purposes refer to the Unrealised Capital Gains Report or change the report parameter to tax cost base.

Woodhill Super Fund
Investment Income Summary
For the period 1 July 2021 to 30 June 2022

Total Income	Add			Less					Taxable Income (excluding Capital Gains)	Indexed Capital Gains *	Discounted Capital Gains *	Other Capital Gains *	CGT Concession Amount *	
	Franking Credits	Foreign Credits	TFN Credits	Tax Free	Tax Exempt	Tax Deferred	Distributed Capital Gains	GST						
<u>Bank</u>														
Macquarie CMA														
84.56	0.00	0.00	0.00	0.00	0.00	0.00	0.00	0.00	84.56	0.00	0.00	0.00	0.00	0.00
Praemium Cash Account														
72.67	0.00	0.00	0.00	0.00	0.00	0.00	0.00	0.00	72.67	0.00	0.00	0.00	0.00	0.00
Vanguard Cash Account														
42.07	0.00	0.00	0.00	0.00	0.00	0.00	0.00	0.00	42.07	0.00	0.00	0.00	0.00	0.00
199.30	0.00	0.00	0.00	0.00	0.00	0.00	0.00	0.00	199.30	0.00	0.00	0.00	0.00	0.00
<u>Foreign Investment Assets</u>														
3M Co (NYSE:MMM)														
119.30	0.00	21.05	0.00	0.00	0.00	0.00	0.00	0.00	140.35	0.00	0.00	0.00	0.00	0.00
ABB Ltd. (SIX XSWX:ABBN)														
64.73	0.00	34.85	0.00	0.00	0.00	0.00	0.00	0.00	99.58	0.00	0.00	0.00	0.00	0.00
Activision Blizzard Inc (NASDAQ:ATVI)														
14.60	0.00	2.57	0.00	0.00	0.00	0.00	0.00	0.00	17.17	0.00	0.00	0.00	0.00	0.00
Amada Holdings Co.Ltd (TSE:6113)														
64.36	0.00	7.15	0.00	0.00	0.00	0.00	0.00	0.00	71.51	0.00	0.00	0.00	0.00	0.00
American Tower Corp (NYSE:AMT)														
162.80	0.00	28.73	0.00	0.00	0.00	0.00	0.00	0.00	191.53	0.00	0.00	0.00	0.00	0.00
Amgen Inc (NASDAQ:AMGN)														
22.28	0.00	3.93	0.00	0.00	0.00	0.00	0.00	0.00	26.21	0.00	0.00	0.00	0.00	0.00
Apple Inc (NASDAQ:AAPL)														
58.17	0.00	10.26	0.00	0.00	0.00	0.00	0.00	0.00	68.43	0.00	0.00	0.00	0.00	0.00
Applied Materials Inc (NASDAQ:AMAT)														

Woodhill Super Fund
Investment Income Summary
For the period 1 July 2021 to 30 June 2022

Total Income	Add			Less					Taxable Income (excluding Capital Gains)	Indexed Capital Gains *	Discounted Capital Gains *	Other Capital Gains *	CGT Concession Amount *
	Franking Credits	Foreign Credits	TFN Credits	Tax Free	Tax Exempt	Tax Deferred	Distributed Capital Gains	GST					
28.10	0.00	4.96	0.00	0.00	0.00	0.00	0.00	0.00	33.06	0.00	0.00	0.00	0.00
Assicurazioni Generali SPA (MTA:G)													
156.45	0.00	54.97	0.00	0.00	0.00	0.00	0.00	0.00	211.42	0.00	0.00	0.00	0.00
Astellas Pharma Inc (TSE:4503)													
72.75	0.00	8.09	0.00	0.00	0.00	0.00	0.00	0.00	80.84	0.00	0.00	0.00	0.00
Bristol-Myers Squibb Co (NYSE:BMJ)													
141.33	0.00	24.96	0.00	0.00	0.00	0.00	0.00	0.00	166.29	0.00	0.00	0.00	0.00
CDW Corp (New) (NASDAQ:CDW)													
22.98	0.00	4.06	0.00	0.00	0.00	0.00	0.00	0.00	27.04	0.00	0.00	0.00	0.00
Cisco Systems Inc (NASDAQ:CSCO)													
75.15	0.00	13.26	0.00	0.00	0.00	0.00	0.00	0.00	88.41	0.00	0.00	0.00	0.00
Citizens Financial Group Inc (NYSE:CFG)													
222.56	0.00	39.28	0.00	0.00	0.00	0.00	0.00	0.00	261.84	0.00	0.00	0.00	0.00
Cognizant Technology Solutions Corp (NASDAQ:CTSH)													
48.33	0.00	8.53	0.00	0.00	0.00	0.00	0.00	0.00	56.86	0.00	0.00	0.00	0.00
Daito Trust Construction Co Ltd (TSE:1878)													
25.47	0.00	5.04	0.00	0.00	0.00	0.00	0.00	0.00	30.51	0.00	0.00	0.00	0.00
DBS Group Holdings Ltd (SGX:D05)													
269.80	0.00	0.00	0.00	0.00	0.00	0.00	0.00	0.00	269.80	0.00	0.00	0.00	0.00
Direct Line Insurance Group PLC (LSE:DLG)													
53.50	0.00	0.00	0.00	0.00	0.00	0.00	0.00	0.00	53.50	0.00	0.00	0.00	0.00
eBay Inc (NASDAQ:EBAY)													
50.30	0.00	8.86	0.00	0.00	0.00	0.00	0.00	0.00	59.16	0.00	0.00	0.00	0.00
EDP-Energias de Portugal SA (XLIS:EDP)													
108.37	0.00	36.12	0.00	0.00	0.00	0.00	0.00	0.00	144.49	0.00	0.00	0.00	0.00
Endesa SA (XLIF:ELE)													
282.11	0.00	60.81	0.00	0.00	0.00	0.00	0.00	0.00	342.92	0.00	0.00	0.00	0.00
ENGIE SA (XPAR:ENGI)													
135.04	0.00	45.02	0.00	0.00	0.00	0.00	0.00	0.00	180.06	0.00	0.00	0.00	0.00

Woodhill Super Fund
Investment Income Summary
For the period 1 July 2021 to 30 June 2022

Total Income	Add			Less					Taxable Income (excluding Capital Gains)	Indexed Capital Gains *	Discounted Capital Gains *	Other Capital Gains *	CGT Concession Amount *
	Franking Credits	Foreign Credits	TFN Credits	Tax Free	Tax Exempt	Tax Deferred	Distributed Capital Gains	GST					
Hitachi Ltd (TSE:6501)	114.19	0.00	12.68	0.00	0.00	0.00	0.00	0.00	126.87	0.00	0.00	0.00	0.00
HOYA CORP (TSE:7741)	10.03	0.00	1.11	0.00	0.00	0.00	0.00	0.00	11.14	0.00	0.00	0.00	0.00
Illinois Tool Works Inc (NYSE:ITW)	98.48	0.00	17.38	0.00	0.00	0.00	0.00	0.00	115.86	0.00	0.00	0.00	0.00
Intel Corp (NASDAQ:INTC)	60.13	0.00	10.61	0.00	0.00	0.00	0.00	0.00	70.74	0.00	0.00	0.00	0.00
Intertek Group PLC (LSE:ITRK)	48.05	0.00	0.00	0.00	0.00	0.00	0.00	0.00	48.05	0.00	0.00	0.00	0.00
JM Smucker Co (NYSE:SJM)	164.78	0.00	29.08	0.00	0.00	0.00	0.00	0.00	193.86	0.00	0.00	0.00	0.00
Johnson & Johnson (NYSE:JNJ)	117.35	0.00	20.72	0.00	0.00	0.00	0.00	0.00	138.07	0.00	0.00	0.00	0.00
JPMorgan Chase & Co (NYSE:JPM)	113.98	0.00	20.12	0.00	0.00	0.00	0.00	0.00	134.10	0.00	0.00	0.00	0.00
KDDI CORP (TSE:9433)	218.70	0.00	24.30	0.00	0.00	0.00	0.00	0.00	243.00	0.00	0.00	0.00	0.00
Kimberly-Clark Corp (NYSE:KMB)	53.23	0.00	9.40	0.00	0.00	0.00	0.00	0.00	62.63	0.00	0.00	0.00	0.00
Kirin Holdings Co., Ltd. (TSE:2503)	24.20	0.00	2.69	0.00	0.00	0.00	0.00	0.00	26.89	0.00	0.00	0.00	0.00
Koninklijke Ahold Delhaize N.V. (ATX:AD)	185.15	0.00	32.67	0.00	0.00	0.00	0.00	0.00	217.82	0.00	0.00	0.00	0.00
L3Harris Technologies Inc (NYSE:LHX)	26.39	0.00	4.65	0.00	0.00	0.00	0.00	0.00	31.04	0.00	0.00	0.00	0.00
Merck & Co Inc (NYSE:MRK)	149.03	0.00	26.29	0.00	0.00	0.00	0.00	0.00	175.32	0.00	0.00	0.00	0.00
Michelin (CGDE)-B - Registered Shares (ATX:ML)													

Woodhill Super Fund
Investment Income Summary
For the period 1 July 2021 to 30 June 2022

Total Income	Add			Less					Taxable Income (excluding Capital Gains)	Indexed Capital Gains *	Discounted Capital Gains *	Other Capital Gains *	CGT Concession Amount *	
	Franking Credits	Foreign Credits	TFN Credits	Tax Free	Tax Exempt	Tax Deferred	Distributed Capital Gains	GST						
86.16	0.00	28.72	0.00	0.00	0.00	0.00	0.00	0.00	114.88	0.00	0.00	0.00	0.00	
Microsoft Corp (NASDAQ:MSFT)														
158.84	0.00	28.03	0.00	0.00	0.00	0.00	0.00	0.00	186.87	0.00	0.00	0.00	0.00	
Moncler SPA (MTA:MONC)														
14.15	0.00	4.97	0.00	0.00	0.00	0.00	0.00	0.00	19.12	0.00	0.00	0.00	0.00	
NetApp Inc (NASDAQ:NTAP)														
129.52	0.00	22.85	0.00	0.00	0.00	0.00	0.00	0.00	152.37	0.00	0.00	0.00	0.00	
Newmont Mining Corp (NYSE:NEM)														
60.44	0.00	10.66	0.00	0.00	0.00	0.00	0.00	0.00	71.10	0.00	0.00	0.00	0.00	
Nintendo Co Ltd (TSE:7974)														
177.51	0.00	19.73	0.00	0.00	0.00	0.00	0.00	0.00	197.24	0.00	0.00	0.00	0.00	
Novo Nordisk - Ordinary Shares - Class B (XCSE:NOVO B)														
93.09	0.00	34.43	0.00	0.00	0.00	0.00	0.00	0.00	127.52	0.00	0.00	0.00	0.00	
Paychex Inc (NASDAQ:PAYX)														
176.51	0.00	31.15	0.00	0.00	0.00	0.00	0.00	0.00	207.66	0.00	0.00	0.00	0.00	
Public Storage (NYSE:PSA)														
89.74	0.00	15.83	0.00	0.00	0.00	0.00	0.00	0.00	105.57	0.00	0.00	0.00	0.00	
Recordati SpA (MTA:REC)														
47.07	0.00	16.53	0.00	0.00	0.00	0.00	0.00	0.00	63.60	0.00	0.00	0.00	0.00	
Robert Half International Inc (NYSE:RHI)														
88.09	0.00	15.55	0.00	0.00	0.00	0.00	0.00	0.00	103.64	0.00	0.00	0.00	0.00	
Roche Holding AG (SIX XSWX:ROG)														
53.82	0.00	28.98	0.00	0.00	0.00	0.00	0.00	0.00	82.80	0.00	0.00	0.00	0.00	
Royal Dutch Shell PLC (LSE:RDSB)														
14.39	0.00	0.00	0.00	0.00	0.00	0.00	0.00	0.00	14.39	0.00	0.00	0.00	0.00	
Sanofi SA (XPAR:SAN)														
126.88	0.00	42.22	0.00	0.00	0.00	0.00	0.00	0.00	169.10	0.00	0.00	0.00	0.00	
Schneider Electric SE (XPAR:SU)														
58.84	0.00	19.61	0.00	0.00	0.00	0.00	0.00	0.00	78.45	0.00	0.00	0.00	0.00	

Woodhill Super Fund
Investment Income Summary
For the period 1 July 2021 to 30 June 2022

Total Income	Add			Less					Taxable Income (excluding Capital Gains)	Indexed Capital Gains *	Discounted Capital Gains *	Other Capital Gains *	CGT Concession Amount *	
	Franking Credits	Foreign Credits	TFN Credits	Tax Free	Tax Exempt	Tax Deferred	Distributed Capital Gains	GST						
SONY CORP (TSE:6758)														
23.95	0.00	2.66	0.00	0.00	0.00	0.00	0.00	0.00	26.61	0.00	0.00	0.00	0.00	0.00
Sundrug Co Ltd (TSE:9989)														
44.62	0.00	4.96	0.00	0.00	0.00	0.00	0.00	0.00	49.58	0.00	0.00	0.00	0.00	0.00
Taisei Corporation (TSE:1801)														
33.64	0.00	3.75	0.00	0.00	0.00	0.00	0.00	0.00	37.39	0.00	0.00	0.00	0.00	0.00
Telenor ASA (XOSL:TEL)														
286.11	0.00	95.37	0.00	0.00	0.00	0.00	0.00	0.00	381.48	0.00	0.00	0.00	0.00	0.00
Unilever PLC (LSE:ULVR)														
253.48	0.00	0.00	0.00	0.00	0.00	0.00	0.00	0.00	253.48	0.00	0.00	0.00	0.00	0.00
Vinci SA (XPAR:DG)														
36.43	0.00	12.39	0.00	0.00	0.00	0.00	0.00	0.00	48.82	0.00	0.00	0.00	0.00	0.00
Visa Inc - Ordinary Shares - Class A (NYSE:V)														
42.97	0.00	7.58	0.00	0.00	0.00	0.00	0.00	0.00	50.55	0.00	0.00	0.00	0.00	0.00
Willis Towers Watson PLC (NASDAQ:WLTW)														
29.90	0.00	0.00	0.00	0.00	0.00	0.00	0.00	0.00	29.90	0.00	0.00	0.00	0.00	0.00
Zoetis Inc (NYSE:ZTS)														
9.59	0.00	1.70	0.00	0.00	0.00	0.00	0.00	0.00	11.29	0.00	0.00	0.00	0.00	0.00
5,717.91	0.00	1,081.87	0.00	0.00	0.00	0.00	0.00	0.00	6,799.78	0.00	0.00	0.00	0.00	0.00

Listed Securities Market

ANZ Group Holdings Limited (ASX:ANZ)														
236.16	101.21	0.00	0.00	0.00	0.00	0.00	0.00	0.00	337.37	0.00	0.00	0.00	0.00	0.00
Aristocrat Leisure Limited (ASX:ALL)														
235.04	100.73	0.00	0.00	0.00	0.00	0.00	0.00	0.00	335.77	0.00	0.00	0.00	0.00	0.00
Australian Government Treasury Bonds - Treasury Bond 1.00% 21-11-31 Semi (ASX:GSBU31)														
432.50	0.00	0.00	0.00	0.00	0.00	0.00	0.00	0.00	432.50	0.00	0.00	0.00	0.00	0.00
Australian Government Treasury Bonds - Treasury Bond 2.75% 21-11-28 Semi (ASX:GSBU28)														
188.36	0.00	0.00	0.00	0.00	0.00	0.00	0.00	0.00	188.36	0.00	0.00	0.00	0.00	0.00

Woodhill Super Fund
Investment Income Summary
For the period 1 July 2021 to 30 June 2022

Total Income	Add			Less					Taxable Income (excluding Capital Gains)	Indexed Capital Gains *	Discounted Capital Gains *	Other Capital Gains *	CGT Concession Amount *	
	Franking Credits	Foreign Credits	TFN Credits	Tax Free	Tax Exempt	Tax Deferred	Distributed Capital Gains	GST						
Australian Government Treasury Bonds - Treasury Bond 3.25% 21-04-25 Semi (ASX:GSBG25)	623.99	0.00	0.00	0.00	0.00	0.00	0.00	0.00	0.00	623.99	0.00	0.00	0.00	0.00
Australian Government Treasury Bonds - Treasury Bond 3.25% 21-04-29 Semi (ASX:GSBG29)	445.23	0.00	0.00	0.00	0.00	0.00	0.00	0.00	0.00	445.23	0.00	0.00	0.00	0.00
Australian Government Treasury Bonds - Treasury Bond 3.75% 21-04-37 Semi (ASX:GSBG37)	794.99	0.00	0.00	0.00	0.00	0.00	0.00	0.00	0.00	794.99	0.00	0.00	0.00	0.00
Australian Government Treasury Bonds - Treasury Bond 4.50% 21-04-33 Semi (ASX:GSBG33)	1,149.75	0.00	0.00	0.00	0.00	0.00	0.00	0.00	0.00	1,149.75	0.00	0.00	0.00	0.00
Australian Government Treasury Bonds - Treasury Bond 5.75% 15-07-22 Semi (ASX:GSBM22)	181.11	0.00	0.00	0.00	0.00	0.00	0.00	0.00	0.00	181.11	0.00	0.00	0.00	0.00
Australian Government Treasury Indexed Bonds - Treas Indexed Bond Cpi+1.25% 21-02-22 Qly (ASX:GSIC22)	40.15	0.00	0.00	0.00	0.00	0.00	0.00	0.00	0.00	40.15	0.00	0.00	0.00	0.00
Australian Government Treasury Indexed Bonds - Treas Indexed Bond Cpi+2.50% 20-09-30 Qly (ASX:GSIQ30)	61.70	0.00	0.00	0.00	0.00	0.00	0.00	0.00	0.00	61.70	0.00	0.00	0.00	0.00
Australian Government Treasury Indexed Bonds - Treas Indexed Bond Cpi+3.00% 20-09-25 Qly (ASX:GSIQ25)	72.03	0.00	0.00	0.00	0.00	0.00	0.00	0.00	0.00	72.03	0.00	0.00	0.00	0.00
Betashares Australian High Interest Cash ETF - Betashares Australian High Interest Cash ETF (ASX:AAA)	93.24	0.00	0.00	0.00	0.00	0.00	0.00	0.00	0.00	93.24	0.00	0.00	0.00	0.00
BHP Group Limited (ASX:BHP)	839.94	359.97	0.00	0.00	0.00	0.00	0.00	0.00	0.00	1,199.91	0.00	0.00	0.00	0.00
Bluescope Steel Limited (ASX:BSL)	96.80	0.00	0.00	0.00	0.00	0.00	0.00	0.00	0.00	96.80	0.00	0.00	0.00	0.00
Brambles Limited (ASX:BXB)	195.73	25.17	0.00	0.00	0.00	0.00	0.00	0.00	0.00	220.90	0.00	0.00	0.00	0.00
Coles Group Limited. (ASX:COL)	289.68	124.15	0.00	0.00	0.00	0.00	0.00	0.00	0.00	413.83	0.00	0.00	0.00	0.00
Commonwealth Bank Of Australia. (ASX:CBA)	350.25	150.11	0.00	0.00	0.00	0.00	0.00	0.00	0.00	500.36	0.00	0.00	0.00	0.00
Computershare Limited. (ASX:CPU)														

Woodhill Super Fund
Investment Income Summary
For the period 1 July 2021 to 30 June 2022

Total Income	Add			Less					Taxable Income (excluding Capital Gains)	Indexed Capital Gains *	Discounted Capital Gains *	Other Capital Gains *	CGT Concession Amount *
	Franking Credits	Foreign Credits	TFN Credits	Tax Free	Tax Exempt	Tax Deferred	Distributed Capital Gains	GST					
190.98	44.21	0.00	0.00	0.00	0.00	0.00	0.00	0.00	235.19	0.00	0.00	0.00	0.00
CSL Limited (ASX:CSL)													
222.67	5.52	0.00	0.00	0.00	0.00	0.00	0.00	0.00	228.19	0.00	0.00	0.00	0.00
Endeavour Group Limited (ASX:EDV)													
98.56	42.24	0.00	0.00	0.00	0.00	0.00	0.00	0.00	140.80	0.00	0.00	0.00	0.00
Magellan Financial Group Limited (ASX:MFG)													
125.51	40.34	0.00	0.00	0.00	0.00	0.00	0.00	0.00	165.85	0.00	0.00	0.00	0.00
National Australia Bank Limited (ASX:NAB)													
146.73	62.88	0.00	0.00	0.00	0.00	0.00	0.00	0.00	209.61	0.00	0.00	0.00	0.00
Northern Star Resources Ltd (ASX:NST)													
141.91	46.97	0.00	0.00	0.00	0.00	0.00	0.00	0.00	188.88	0.00	0.00	0.00	0.00
Sonic Healthcare Limited (ASX:SHL)													
204.55	68.44	0.00	0.00	0.00	0.00	0.00	0.00	0.00	272.99	0.00	0.00	0.00	0.00
Sydney Airport - Fully Paid Ordinary/Units Stapled Securities (ASX:SYD)													
0.00	0.00	0.00	0.00	0.00	(70.02)	0.00	0.00	0.00	70.02	0.00	0.00	0.00	0.00
Transurban Group - Fully Paid Ordinary/Units Stapled Securities (ASX:TCL)													
102.86	3.84	0.00	0.00	0.00	28.62	0.00	0.00	0.00	78.08	0.00	0.00	0.00	0.00
Treasury Wine Estates Limited (ASX:TWE)													
154.92	66.40	0.00	0.00	0.00	0.00	0.00	0.00	0.00	221.32	0.00	0.00	0.00	0.00
Wesfarmers Limited (ASX:WES)													
407.10	174.47	0.00	0.00	0.00	0.00	0.00	0.00	0.00	581.57	0.00	0.00	0.00	0.00
Westpac Banking Corporation (ASX:WBC)													
786.72	337.16	0.00	0.00	0.00	0.00	0.00	0.00	0.00	1,123.88	0.00	0.00	0.00	0.00
Wisetech Global Limited (ASX:WTC)													
13.09	5.61	0.00	0.00	0.00	0.00	0.00	0.00	0.00	18.70	0.00	0.00	0.00	0.00
Woodside Petroleum Ltd (ASX:WPL)													
297.63	127.56	0.00	0.00	0.00	0.00	0.00	0.00	0.00	425.19	0.00	0.00	0.00	0.00
Woolworths Group Limited (ASX:WOW)													
233.65	100.13	0.00	0.00	0.00	0.00	0.00	0.00	0.00	333.78	0.00	0.00	0.00	0.00

Woodhill Super Fund
Investment Income Summary
For the period 1 July 2021 to 30 June 2022

Total Income	Add			Less					Taxable Income (excluding Capital Gains)	Indexed Capital Gains *	Discounted Capital Gains *	Other Capital Gains *	CGT Concession Amount *
	Franking Credits	Foreign Credits	TFN Credits	Tax Free	Tax Exempt	Tax Deferred	Distributed Capital Gains	GST					
9,453.53	1,987.11	0.00	0.00	0.00	(41.40)	0.00	0.00	0.00	11,482.04	0.00	0.00	0.00	0.00
<i>Managed Funds Market</i>													
Vanguard Active Global Growth Fund													
1,071.45	0.00	5.97	0.00	0.00	993.56	0.00	0.00	0.00	83.86	0.00	0.00	0.00	0.00
Vanguard High Growth Index Fund													
531.41	93.35	12.08	0.00	0.00	4.89	0.00	217.21	0.00	414.74	0.00	108.60	0.00	108.61
1,602.86	93.35	18.05	0.00	0.00	998.45	0.00	217.21	0.00	498.60	0.00	108.60	0.00	108.61
16,973.60	2,080.46	1,099.92	0.00	0.00	957.05	0.00	217.21	0.00	18,979.72	0.00	108.60	0.00	108.61

* Distributed capital gains components correspond to the cash amount received. You should refer to Realised Capital Gains or Distribution Reconciliation Reports for tax and capital gain reporting purpose.

Woodhill Super Fund
Distribution Reconciliation Report
For the period 1 July 2021 to 30 June 2022

Net Distribution	Australian Income			Other Non-Assessable Amounts			Foreign Income			Capital Gains			AMIT	Gross Distribution		
	NPP Income	Franking Credits	Withholding Tax	Tax Exempt	Tax Free	Tax Deferred	Capital Returns	Assesable Amounts	Foreign Tax Credits	Discounted Capital Gains	CGT Concession Amount	Indexed Capital Gains	Other Capital Gains	Net Cost Base Increase/ (Decrease)	Accounting	Tax
<u>Foreign Investment Assets</u>																
Daito Trust Construction Co Ltd (TSE:1878)																
25.47	0.00	0.00	0.00	0.00	0.00	0.00	0.00	25.47	5.04	0.00	0.00	0.00	0.00	0.00	30.51	0.00
American Tower Corp (NYSE:AMT)																
162.80	0.00	0.00	0.00	0.00	0.00	0.00	0.00	162.80	28.73	0.00	0.00	0.00	0.00	0.00	191.53	0.00
Public Storage (NYSE:PSA)																
89.74	0.00	0.00	0.00	0.00	0.00	0.00	0.00	89.74	15.83	0.00	0.00	0.00	0.00	0.00	105.57	0.00
278.01	0.00	0.00	0.00	0.00	0.00	0.00	0.00	278.01	49.60	0.00	0.00	0.00	0.00	0.00	327.61	0.00
<u>Listed Securities Market</u>																
Betashares Australian High Interest Cash ETF - Betashares Australian High Interest Cash ETF (ASX:AAA)																
93.24	93.24	0.00	0.00	0.00	0.00	0.00	0.00	0.00	0.00	0.00	0.00	0.00	0.00	0.00	93.24	93.24
Sydney Airport - Fully Paid Ordinary/Units Stapled Securities (ASX:SYD)																
0.00	68.27	0.00	0.00	(70.02)	0.00	0.00	0.00	1.75	0.00	0.00	0.00	0.00	0.00	0.00	0.00	68.27
Transurban Group - Fully Paid Ordinary/Units Stapled Securities (ASX:TCL)																
102.86	74.24	3.84	0.00	28.62	0.00	0.00	0.00	0.00	0.00	0.00	0.00	0.00	0.00	(28.62)	106.70	78.08
196.10	235.75	3.84	0.00	(41.40)	0.00	0.00	0.00	1.75	0.00	0.00	0.00	0.00	0.00	(28.62)	199.94	239.59
<u>Managed Funds Market</u>																
Vanguard High Growth Index Fund																
531.41	238.59	93.35	0.00	4.89	0.00	0.00	0.00	70.72	12.08	108.60	108.61	0.00	0.00	(4.89)	636.84	331.94
Vanguard Active Global Growth Fund																
1,071.45	8.96	0.00	0.00	993.56	0.00	0.00	0.00	68.93	5.97	0.00	0.00	0.00	0.00	(993.55)	1,077.42	8.96
1,602.86	247.55	93.35	0.00	998.45	0.00	0.00	0.00	139.65	18.05	108.60	108.61	0.00	0.00	(998.44)	1,714.26	340.90
2,076.97	483.30	97.19	0.00	957.05	0.00	0.00	0.00	419.41	67.65	108.60	108.61	0.00	0.00	(1,027.06)	2,241.81	580.49

Woodhill Super Fund
Distribution Reconciliation Report
For the period 1 July 2021 to 30 June 2022

Net Distribution	Australian Income			Other Non-Assessable Amounts			Foreign Income		Capital Gains				AMIT	Gross Distribution	
	NPP Income	Franking Credits	Withholding Tax	Tax Exempt	Tax Free	Tax Deferred	Capital Returns	Assesable Amounts	Foreign Tax Credits	Discounted Capital Gains	CGT Concession Amount	Indexed Capital Gains	Other Capital Gains	Net Cost Base Increase/ (Decrease)	Accounting

Reconciliation

	Australian Income			Other Non-Assessable Amounts			Foreign Income		Capital Gains				Gross Distribution	
	NPP Income	Franking Credits		Tax Exempt	Tax Free	Tax Deferred	Assesable Amounts	Foreign Tax Credits	Disc. Capital Gains	CGT Concession Amount	Indexed Capital Gains	Other Capital Gains	Accounting	Tax
Gross Accounting Distribution	483.30	97.19		957.05	-	-	419.41	67.65	108.60	108.61	-	-	2,241.81	-
Gross Tax Distribution	483.30	97.19		-	-	-	-	-	-	-	-	-	-	580.49
Net Foreign Income	-	-		-	-	-	419.41	67.65	-	-	-	-	-	487.06
Net Distributed Capital Gain	-	-		-	-	-	-	-	217.23	N/A	-	-	-	217.23



Woodhill Super Fund
Fund ABN: 26 975 797 708
Rental Property Schedule
For the Period From 1 July 2021 to 30 June 2022

Property Account Name

Property Type

Address of the Property

Description

**Tax Return
Label**

Amount

Prior Year

Net Rent



Woodhill Super Fund
Realised Capital Gains
For the period from 1 July 2021 to 30 June 2022

		Accounting Treatment				Taxation Treatment							
		Quantity	Proceeds	Excess Tax Value*	Original Cost	Accounting Profit/(Loss)	Cost Base Calculation		Capital Gains Calculation				
							Adjusted	Reduced	Indexation	Discounted	Other	Deferred	Capital Loss
<u>Foreign Investment Assets</u>													
3M Co (NYSE:MMM)													
30/11/2021	Sale	2.00	479.10		353.35	125.75							
24/01/2022	Sale	5.00	1,190.26		883.37	306.89							
07/06/2022	Sale	17.00	3,423.00		3,508.21	(85.21)							
		24.00	5,092.36		4,744.93	347.43						0.00	
ABB Ltd. (SIX XSWX:ABB)													
30/11/2021	Sale	6.00	287.45		283.59	3.86							
24/01/2022	Sale	28.00	1,381.70		1,323.41	58.29							
07/02/2022	Sale	10.00	479.13		472.65	6.48							
07/06/2022	Sale	85.00	3,669.71		4,016.84	(347.13)							
		129.00	5,817.99		6,096.49	(278.50)						0.00	
Activision Blizzard Inc (NASDAQ:ATVI)													
13/10/2021	Sale	9.00	912.82		1,043.44	(130.62)							
01/12/2021	Sale	9.00	735.50		1,043.44	(307.94)							
10/01/2022	Sale	34.00	2,976.29		3,941.88	(965.59)							
16/03/2022	Sale	68.00	7,342.32		7,883.75	(541.43)							
07/06/2022	Sale	26.00	2,789.21		3,014.37	(225.16)							
		146.00	14,756.14		16,926.88	(2,170.74)						0.00	
Allianz SE - Registered Shares (FRA:ALV)													
04/11/2021	Sale	11.00	3,474.51		3,610.41	(135.90)							
		11.00	3,474.51		3,610.41	(135.90)						0.00	
Amada Holdings Co.Ltd (TSE:6113)													
04/11/2021	Sale	28.00	386.38		407.07	(20.69)							
24/01/2022	Sale	49.00	680.41		712.38	(31.97)							
07/06/2022	Sale	128.00	1,436.00		1,860.90	(424.90)							
		205.00	2,502.79		2,980.35	(477.56)						0.00	

Woodhill Super Fund
Realised Capital Gains
For the period from 1 July 2021 to 30 June 2022

		Accounting Treatment				Taxation Treatment							
		Quantity	Proceeds	Excess Tax Value*	Original Cost	Accounting Profit/(Loss)	Cost Base Calculation		Capital Gains Calculation				
							Adjusted	Reduced	Indexation	Discounted	Other	Deferred	Capital Loss
<u>Foreign Investment Assets</u>													
American Tower Corp (NYSE:AMT)													
30/11/2021	Sale	3.00	1,108.59		991.48	117.11							
16/03/2022	Sale	17.00	5,515.98		5,618.39	(102.41)							
07/06/2022	Sale	23.00	8,352.08		7,601.35	750.73							
		43.00	14,976.65		14,211.22	765.43						0.00	
Amgen Inc (NASDAQ:AMGN)													
18/08/2021	Sale	11.00	3,478.76		3,156.11	322.65							
		11.00	3,478.76		3,156.11	322.65						0.00	
Apple Inc (NASDAQ:AAPL)													
30/11/2021	Sale	5.00	1,140.45		684.68	455.77							
24/01/2022	Sale	15.00	3,309.70		2,054.03	1,255.67							
07/02/2022	Sale	4.00	963.65		547.74	415.91							
07/06/2022	Sale	43.00	8,775.93		5,888.23	2,887.70							
		67.00	14,189.73		9,174.68	5,015.05						0.00	
Applied Materials Inc (NASDAQ:AMAT)													
10/01/2022	Sale	3.00	608.33		265.82	342.51							
24/01/2022	Sale	6.00	1,119.74		531.64	588.10							
07/02/2022	Sale	2.00	381.36		177.22	204.14							
07/06/2022	Sale	19.00	3,002.06		1,683.54	1,318.52							
		30.00	5,111.49		2,658.22	2,453.27						0.00	
Assicurazioni Generali SPA (MTA:G)													
24/01/2022	Sale	44.00	1,238.07		1,318.33	(80.26)							
16/03/2022	Sale	19.00	528.52		569.28	(40.76)							
07/06/2022	Sale	131.00	3,258.36		3,885.91	(627.55)							
		194.00	5,024.95		5,773.52	(748.57)						0.00	
Astellas Pharma Inc (TSE:4503)													
12/01/2022	Sale	18.00	405.09		410.58	(5.49)							
24/01/2022	Sale	31.00	725.85		707.11	18.74							
07/06/2022	Sale	114.00	2,466.49		2,600.36	(133.87)							
		163.00	3,597.43		3,718.05	(120.62)						0.00	

Woodhill Super Fund
Realised Capital Gains
For the period from 1 July 2021 to 30 June 2022

	Accounting Treatment				Taxation Treatment						
	Quantity	Proceeds	Excess Tax Value*	Original Cost	Accounting Profit/(Loss)	Cost Base Calculation		Capital Gains Calculation			
						Adjusted	Reduced	Indexation	Discounted	Other	Deferred
<u>Foreign Investment Assets</u>											
Booking Holdings Inc (NASDAQ:BKNG)											
10/01/2022	Sale	5.00	16,745.43	14,133.08	2,612.35						
		5.00	16,745.43	14,133.08	2,612.35					0.00	
Bridgestone Corp (TSE:5108)											
07/06/2022	Sale	42.00	2,283.55	2,124.02	159.53						
		42.00	2,283.55	2,124.02	159.53					0.00	
Bristol-Myers Squibb Co (NYSE:BMJ)											
04/11/2021	Sale	10.00	797.90	937.55	(139.65)						
24/01/2022	Sale	17.00	1,471.25	1,593.83	(122.58)						
07/02/2022	Sale	4.00	366.84	375.02	(8.18)						
07/06/2022	Sale	43.00	4,501.37	4,042.34	459.03						
		74.00	7,137.36	6,948.74	188.62					0.00	
CDW Corp (New) (NASDAQ:CDW)											
30/11/2021	Sale	2.00	528.82	364.04	164.78						
24/01/2022	Sale	3.00	755.92	546.06	209.86						
07/06/2022	Sale	8.00	1,943.16	1,456.16	487.00						
		13.00	3,227.90	2,366.26	861.64					0.00	
Cisco Systems Inc (NASDAQ:CSCO)											
18/08/2021	Sale	42.00	3,226.73	2,503.75	722.98						
01/12/2021	Sale	4.00	310.53	238.45	72.08						
24/01/2022	Sale	8.00	622.09	476.91	145.18						
07/06/2022	Sale	25.00	1,563.26	1,490.33	72.93						
		79.00	5,722.61	4,709.44	1,013.17					0.00	

Woodhill Super Fund
Realised Capital Gains
For the period from 1 July 2021 to 30 June 2022

		Accounting Treatment				Taxation Treatment							
		Quantity	Proceeds	Excess Tax Value*	Original Cost	Accounting Profit/(Loss)	Cost Base Calculation		Capital Gains Calculation				
							Adjusted	Reduced	Indexation	Discounted	Other	Deferred	Capital Loss
<u>Foreign Investment Assets</u>													
Citizens Financial Group Inc (NYSE:CFG)													
18/08/2021	Sale	50.00	3,000.08		2,353.33	646.75							
04/11/2021	Sale	6.00	383.68		282.40	101.28							
30/11/2021	Sale	6.00	395.57		282.40	113.17							
24/01/2022	Sale	4.00	275.93		188.27	87.66							
07/02/2022	Sale	11.00	833.16		517.73	315.43							
16/03/2022	Sale	56.00	3,813.48		2,635.72	1,177.76							
07/06/2022	Sale	68.00	3,819.65		4,179.29	(359.64)							
		201.00	12,521.55		10,439.14	2,082.41						0.00	
Cognizant Technology Solutions Corp (NASDAQ:CTSH)													
30/11/2021	Sale	4.00	438.17		403.11	35.06							
24/01/2022	Sale	11.00	1,276.21		1,108.54	167.67							
07/02/2022	Sale	3.00	365.84		302.33	63.51							
07/06/2022	Sale	34.00	3,462.27		3,512.80	(50.53)							
		52.00	5,542.49		5,326.78	215.71						0.00	
Daito Trust Construction Co Ltd (TSE:1878)													
24/01/2022	Sale	2.00	325.41		386.75	(61.34)							
07/06/2022	Sale	8.00	931.49		1,546.98	(615.49)							
		10.00	1,256.90		1,933.73	(676.83)							0.00
DBS Group Holdings Ltd (SGX:D05)													
18/08/2021	Sale	65.00	2,013.70		1,674.79	338.91							
30/11/2021	Sale	19.00	601.34		489.55	111.79							
24/01/2022	Sale	56.00	2,060.68		1,442.89	617.79							
07/02/2022	Sale	21.00	786.90		541.08	245.82							
16/03/2022	Sale	40.00	1,377.23		1,030.64	346.59							
07/06/2022	Sale	162.00	4,997.37		5,255.78	(258.41)							
		363.00	11,837.22		10,434.73	1,402.49						0.00	
Direct Line Insurance Group PLC (LSE:DLG)													
04/11/2021	Sale	377.00	1,940.03		2,059.81	(119.78)							
		377.00	1,940.03		2,059.81	(119.78)						0.00	

Woodhill Super Fund
Realised Capital Gains
For the period from 1 July 2021 to 30 June 2022

		Accounting Treatment				Taxation Treatment							
		Quantity	Proceeds	Excess Tax Value*	Original Cost	Accounting Profit/(Loss)	Cost Base Calculation		Capital Gains Calculation				
							Adjusted	Reduced	Indexation	Discounted	Other	Deferred	Capital Loss
<u>Foreign Investment Assets</u>													
eBay Inc (NASDAQ:EBAY)													
30/11/2021	Sale	5.00	473.09		333.82	139.27							
24/01/2022	Sale	13.00	1,054.92		867.92	187.00							
16/03/2022	Sale	6.00	440.45		400.58	39.87							
07/06/2022	Sale	45.00	2,931.54		3,156.09	(224.55)							
		69.00	4,900.00		4,758.41	141.59						0.00	
EDP-Energias de Portugal SA (XLIS:EDP)													
30/11/2021	Sale	36.00	273.10		205.01	68.09							
07/06/2022	Sale	512.00	3,586.76		2,977.52	609.24							
		548.00	3,859.86		3,182.53	677.33						0.00	
Endesa SA (XLIF:ELE)													
03/12/2021	Sale	14.00	435.52		537.83	(102.31)							
07/06/2022	Sale	121.00	3,708.76		4,458.94	(750.18)							
		135.00	4,144.28		4,996.77	(852.49)						0.00	
ENGIE SA (XPAR:ENGI)													
03/12/2021	Sale	14.00	289.17		327.10	(37.93)							
07/06/2022	Sale	138.00	2,559.52		3,113.94	(554.42)							
		152.00	2,848.69		3,441.04	(592.35)						0.00	
Euroapi S.A. (XPAR:EAPI)													
07/06/2022	Sale	1.00	18.50		5.67	12.83							
		1.00	18.50		5.67	12.83						0.00	
Expedia Inc Del (NASDAQ:EXPE)													
13/10/2021	Sale	5.00	1,130.56		838.79	291.77							
04/11/2021	Sale	2.00	431.80		335.51	96.29							
30/11/2021	Sale	3.00	674.48		503.27	171.21							
24/01/2022	Sale	2.00	460.46		335.51	124.95							
16/03/2022	Sale	9.00	2,342.86		1,509.82	833.04							
07/06/2022	Sale	74.00	13,397.38		15,984.55	(2,587.17)							
		95.00	18,437.54		19,507.45	(1,069.91)						0.00	

Woodhill Super Fund
Realised Capital Gains
For the period from 1 July 2021 to 30 June 2022

		Accounting Treatment				Taxation Treatment							
		Quantity	Proceeds	Excess Tax Value*	Original Cost	Accounting Profit/(Loss)	Cost Base Calculation		Capital Gains Calculation				
							Adjusted	Reduced	Indexation	Discounted	Other	Deferred	Capital Loss
<u>Foreign Investment Assets</u>													
FleetCor Technologies Inc (NYSE:FLT)													
04/11/2021	Sale	1.00	325.60		352.42	(26.82)							
24/01/2022	Sale	4.00	1,239.86		1,409.70	(169.84)							
07/06/2022	Sale	10.00	3,388.56		3,524.24	(135.68)							
		15.00	4,954.02		5,286.36	(332.34)						0.00	
Google Inc (NASDAQ:GOOG)													
18/08/2021	Sale	1.00	3,803.86		2,863.73	940.13							
30/11/2021	Sale	1.00	4,008.31		2,863.73	1,144.58							
07/06/2022	Sale	6.00	19,320.84		17,182.41	2,138.43							
		8.00	27,133.01		22,909.87	4,223.14						0.00	
Hitachi Ltd (TSE:6501)													
04/11/2021	Sale	8.00	648.54		611.25	37.29							
30/11/2021	Sale	5.00	430.80		382.03	48.77							
24/01/2022	Sale	22.00	1,675.50		1,680.94	(5.44)							
07/02/2022	Sale	7.00	496.15		534.84	(38.69)							
07/06/2022	Sale	67.00	4,828.71		5,119.22	(290.51)							
		109.00	8,079.70		8,328.28	(248.58)						0.00	
HOYA CORP (TSE:7741)													
18/08/2021	Sale	4.00	851.30		607.11	244.19							
24/01/2022	Sale	2.00	358.88		303.55	55.33							
07/06/2022	Sale	8.00	1,136.56		1,214.22	(77.66)							
		14.00	2,346.74		2,124.88	221.86						0.00	
Illinois Tool Works Inc (NYSE:ITW)													
01/12/2021	Sale	2.00	659.23		533.13	126.10							
24/01/2022	Sale	4.00	1,308.59		1,066.26	242.33							
07/02/2022	Sale	2.00	630.84		533.13	97.71							
07/06/2022	Sale	15.00	4,309.33		4,061.96	247.37							
		23.00	6,907.99		6,194.48	713.51						0.00	

Woodhill Super Fund
Realised Capital Gains
For the period from 1 July 2021 to 30 June 2022

		Accounting Treatment				Taxation Treatment							
		Quantity	Proceeds	Excess Tax Value*	Original Cost	Accounting Profit/(Loss)	Cost Base Calculation		Capital Gains Calculation				
							Adjusted	Reduced	Indexation	Discounted	Other	Deferred	Capital Loss
<u>Foreign Investment Assets</u>													
Intel Corp (NASDAQ:INTC)													
18/08/2021	Sale	38.00	2,768.60		2,743.90	24.70							
04/11/2021	Sale	8.00	541.11		577.66	(36.55)							
24/01/2022	Sale	9.00	639.77		649.87	(10.10)							
16/03/2022	Sale	25.00	1,567.76		1,805.21	(237.45)							
		80.00	5,517.24		5,776.64	(259.40)						0.00	
Intertek Group PLC (LSE:ITRK)													
04/11/2021	Sale	6.00	554.88		667.96	(113.08)							
24/01/2022	Sale	7.00	696.46		779.28	(82.82)							
07/06/2022	Sale	21.00	1,671.74		2,337.84	(666.10)							
		34.00	2,923.08		3,785.08	(862.00)						0.00	
JM Smucker Co (NYSE:SJM)													
04/11/2021	Sale	2.00	334.99		327.33	7.66							
30/11/2021	Sale	2.00	353.94		327.33	26.61							
24/01/2022	Sale	7.00	1,381.02		1,145.65	235.37							
07/02/2022	Sale	4.00	765.11		654.66	110.45							
07/06/2022	Sale	32.00	5,714.63		5,300.15	414.48							
		47.00	8,549.69		7,755.12	794.57						0.00	
Johnson & Johnson (NYSE:JNJ)													
04/11/2021	Sale	8.00	1,772.97		1,554.14	218.83							
01/12/2021	Sale	2.00	442.56		388.53	54.03							
24/01/2022	Sale	5.00	1,124.17		971.33	152.84							
07/02/2022	Sale	2.00	477.61		388.53	89.08							
07/06/2022	Sale	19.00	4,652.58		3,823.34	829.24							
		36.00	8,469.89		7,125.87	1,344.02						0.00	

Woodhill Super Fund
Realised Capital Gains
For the period from 1 July 2021 to 30 June 2022

		Accounting Treatment				Taxation Treatment							
		Quantity	Proceeds	Excess Tax Value*	Original Cost	Accounting Profit/(Loss)	Cost Base Calculation		Capital Gains Calculation				
							Adjusted	Reduced	Indexation	Discounted	Other	Deferred	Capital Loss
<u>Foreign Investment Assets</u>													
JPMorgan Chase & Co (NYSE:JPM)													
18/08/2021	Sale	12.00	2,605.57		2,234.99	370.58							
30/11/2021	Sale	2.00	441.63		372.50	69.13							
24/01/2022	Sale	8.00	1,581.82		1,489.99	91.83							
07/02/2022	Sale	3.00	638.43		558.75	79.68							
16/03/2022	Sale	13.00	2,424.64		2,514.73	(90.09)							
07/06/2022	Sale	19.00	3,388.66		4,427.04	(1,038.38)							
		57.00	11,080.75		11,598.00	(517.25)						0.00	
KDDI CORP (TSE:9433)													
04/11/2021	Sale	19.00	765.85		810.52	(44.67)							
01/12/2021	Sale	10.00	410.32		426.59	(16.27)							
24/01/2022	Sale	40.00	1,740.54		1,706.37	34.17							
07/06/2022	Sale	137.00	6,409.85		5,871.35	538.50							
		206.00	9,326.56		8,814.83	511.73						0.00	
Kimberly-Clark Corp (NYSE:KMB)													
06/08/2021	Sale	22.00	3,979.16		4,208.07	(228.91)							
18/08/2021	Sale	19.00	3,612.47		3,634.25	(21.78)							
		41.00	7,591.63		7,842.32	(250.69)						0.00	
Kirin Holdings Co., Ltd. (TSE:2503)													
18/08/2021	Sale	67.00	1,657.60		1,963.59	(305.99)							
		67.00	1,657.60		1,963.59	(305.99)						0.00	
Koninklijke Ahold Delhaize N.V. (ATX:AD)													
18/08/2021	Sale	32.00	1,468.54		1,186.46	282.08							
04/11/2021	Sale	8.00	360.15		296.61	63.54							
01/12/2021	Sale	7.00	330.75		259.54	71.21							
24/01/2022	Sale	25.00	1,121.73		926.92	194.81							
07/02/2022	Sale	10.00	454.62		370.77	83.85							
07/06/2022	Sale	134.00	5,107.43		5,311.55	(204.12)							
		216.00	8,843.22		8,351.85	491.37						0.00	

Woodhill Super Fund
Realised Capital Gains
For the period from 1 July 2021 to 30 June 2022

	Accounting Treatment					Taxation Treatment					
	Quantity	Proceeds	Excess Tax Value*	Original Cost	Accounting Profit/(Loss)	Cost Base Calculation		Capital Gains Calculation			
						Adjusted	Reduced	Indexation	Discounted	Other	Deferred
<u>Foreign Investment Assets</u>											
L3Harris Technologies Inc (NYSE:LHX)											
07/06/2022	Sale	10.00	3,351.27	3,112.73	238.54						
		10.00	3,351.27	3,112.73	238.54					0.00	
Meiji Holdings Co.Ltd. (TSE:2269)											
18/08/2021	Sale	25.00	2,103.48	2,684.80	(581.32)						
		25.00	2,103.48	2,684.80	(581.32)					0.00	
Merck & Co Inc (NYSE:MRK)											
13/10/2021	Sale	9.00	958.57	996.48	(37.91)						
24/01/2022	Sale	13.00	1,411.77	1,439.36	(27.59)						
07/02/2022	Sale	4.00	435.31	442.88	(7.57)						
07/06/2022	Sale	36.00	4,474.99	3,970.12	504.87						
		62.00	7,280.64	6,848.84	431.80					0.00	
Meta Platforms Inc - Ordinary Shares - Class A (NASDAQ:META)											
30/11/2021	Sale	3.00	1,371.96	1,218.03	153.93						
24/01/2022	Sale	8.00	3,322.67	3,248.08	74.59						
07/06/2022	Sale	42.00	11,270.45	15,000.98	(3,730.53)						
		53.00	15,965.08	19,467.09	(3,502.01)					0.00	
Meta Platforms Inc (NASDAQ:FB)											
13/10/2021	Sale	16.00	7,010.96	6,496.16	514.80						
01/11/2021	Sale	32.00	12,992.32	12,992.32	0.00						
		48.00	20,003.28	19,488.48	514.80					0.00	
Michelin (CGDE)-B - Registered Shares (ATX:ML)											
07/06/2022	Sale	17.00	3,074.11	3,153.97	(79.86)						
		17.00	3,074.11	3,153.97	(79.86)					0.00	

Woodhill Super Fund
Realised Capital Gains
For the period from 1 July 2021 to 30 June 2022

Accounting Treatment						Taxation Treatment				
Quantity	Proceeds	Excess Tax Value*	Original Cost	Accounting Profit/(Loss)	Cost Base Calculation		Capital Gains Calculation			
					Adjusted	Reduced	Indexation	Discounted	Other	Deferred
<u>Foreign Investment Assets</u>										
Microsoft Corp (NASDAQ:MSFT)										
13/10/2021	Sale	10.00	3,979.97	2,830.30	1,149.67					
30/11/2021	Sale	3.00	1,388.13	849.09	539.04					
24/01/2022	Sale	15.00	6,041.06	4,245.46	1,795.60					
07/02/2022	Sale	3.00	1,273.22	849.09	424.13					
07/06/2022	Sale	48.00	17,948.04	14,271.75	3,676.29					
		79.00	30,630.42	23,045.69	7,584.73					0.00
Moncler SPA (MTA:MONC)										
06/08/2021	Sale	17.00	1,592.16	1,039.75	552.41					
01/12/2021	Sale	4.00	411.44	244.65	166.79					
24/01/2022	Sale	5.00	441.58	305.80	135.78					
07/06/2022	Sale	21.00	1,413.34	1,813.56	(400.22)					
		47.00	3,858.52	3,403.76	454.76					0.00
NetApp Inc (NASDAQ:NTAP)										
04/11/2021	Sale	6.00	736.50	471.46	265.04					
30/11/2021	Sale	3.00	375.55	235.73	139.82					
24/01/2022	Sale	14.00	1,646.32	1,100.08	546.24					
07/02/2022	Sale	5.00	610.39	392.88	217.51					
07/06/2022	Sale	37.00	3,621.63	2,907.35	714.28					
		65.00	6,990.39	5,107.50	1,882.89					0.00
Newmont Mining Corp (NYSE:NEM)										
18/08/2021	Sale	15.00	1,190.15	1,016.58	173.57					
24/01/2022	Sale	9.00	776.54	609.95	166.59					
16/03/2022	Sale	6.00	588.94	406.63	182.31					
07/06/2022	Sale	14.00	1,310.50	948.80	361.70					
		44.00	3,866.13	2,981.96	884.17					0.00
Nintendo Co Ltd (TSE:7974)										
30/11/2021	Sale	1.00	623.77	659.42	(35.65)					
24/01/2022	Sale	2.00	1,316.02	1,318.85	(2.83)					
07/06/2022	Sale	8.00	4,854.07	5,275.39	(421.32)					
		11.00	6,793.86	7,253.66	(459.80)					0.00

Woodhill Super Fund
Realised Capital Gains
For the period from 1 July 2021 to 30 June 2022

		Accounting Treatment				Taxation Treatment							
		Quantity	Proceeds	Excess Tax Value*	Original Cost	Accounting Profit/(Loss)	Cost Base Calculation		Capital Gains Calculation				
							Adjusted	Reduced	Indexation	Discounted	Other	Deferred	Capital Loss
<u>Foreign Investment Assets</u>													
Novo Nordisk - Ordinary Shares - Class B (XCSE:NOVO B)													
18/08/2021	Sale	6.00	867.55		481.44	386.11							
04/11/2021	Sale	2.00	308.08		160.48	147.60							
10/01/2022	Sale	3.00	415.29		240.72	174.57							
24/01/2022	Sale	16.00	2,077.37		1,283.84	793.53							
07/02/2022	Sale	6.00	840.48		481.44	359.04							
07/06/2022	Sale	51.00	8,059.14		4,611.81	3,447.33							
		84.00	12,567.91		7,259.73	5,308.18						0.00	
O'Reilly Automotive Inc (NASDAQ:ORLY)													
24/01/2022	Sale	2.00	1,795.85		1,251.59	544.26							
07/06/2022	Sale	5.00	4,366.79		3,128.96	1,237.83							
		7.00	6,162.64		4,380.55	1,782.09						0.00	
Paychex Inc (NASDAQ:PAYX)													
04/11/2021	Sale	39.00	6,517.80		5,027.45	1,490.35							
30/11/2021	Sale	2.00	336.78		257.82	78.96							
24/01/2022	Sale	10.00	1,638.04		1,289.09	348.95							
07/02/2022	Sale	3.00	502.30		386.73	115.57							
07/06/2022	Sale	35.00	6,072.56		5,292.11	780.45							
		89.00	15,067.48		12,253.20	2,814.28						0.00	
Public Storage (NYSE:PSA)													
10/01/2022	Sale	1.00	496.07		335.06	161.01							
07/06/2022	Sale	12.00	5,368.61		4,020.73	1,347.88							
		13.00	5,864.68		4,355.79	1,508.89						0.00	
Recordati SpA (MTA:REC)													
18/08/2021	Sale	21.00	1,930.73		1,452.85	477.88							
10/01/2022	Sale	4.00	338.54		276.73	61.81							
24/01/2022	Sale	9.00	721.14		622.65	98.49							
07/02/2022	Sale	4.00	297.89		276.73	21.16							
07/06/2022	Sale	29.00	1,677.27		2,006.31	(329.04)							
		67.00	4,965.57		4,635.27	330.30						0.00	

Woodhill Super Fund
Realised Capital Gains
For the period from 1 July 2021 to 30 June 2022

		Accounting Treatment				Taxation Treatment							
		Quantity	Proceeds	Excess Tax Value*	Original Cost	Accounting Profit/(Loss)	Cost Base Calculation		Capital Gains Calculation				
							Adjusted	Reduced	Indexation	Discounted	Other	Deferred	Capital Loss
<u>Foreign Investment Assets</u>													
Robert Half International Inc (NYSE:RHI)													
18/08/2021	Sale	17.00	2,412.49		1,527.96	884.53							
04/11/2021	Sale	3.00	482.49		269.64	212.85							
01/12/2021	Sale	3.00	465.05		269.64	195.41							
10/01/2022	Sale	2.00	300.53		179.76	120.77							
24/01/2022	Sale	9.00	1,354.11		808.92	545.19							
07/02/2022	Sale	3.00	495.63		269.64	225.99							
07/06/2022	Sale	41.00	5,162.16		4,024.25	1,137.91							
		78.00	10,672.46		7,349.81	3,322.65						0.00	
Roche Holding AG (SIX XSWX:ROG)													
13/10/2021	Sale	2.00	1,041.36		876.65	164.71							
04/11/2021	Sale	2.00	1,106.17		876.66	229.51							
24/01/2022	Sale	2.00	1,064.43		876.65	187.78							
07/02/2022	Sale	1.00	518.35		438.33	80.02							
07/06/2022	Sale	7.00	3,156.79		3,068.29	88.50							
		14.00	6,887.10		6,136.58	750.52						0.00	
Royal Dutch Shell PLC (LSE:RDSB)													
13/07/2021	Sale	108.00	2,845.61		2,780.16	65.45							
06/08/2021	Sale	47.00	1,294.64		1,209.88	84.76							
04/11/2021	Sale	264.00	7,950.68		8,060.12	(109.44)							
		419.00	12,090.93		12,050.16	40.77						0.00	
Sanofi SA (XPAR:SAN)													
30/11/2021	Sale	3.00	397.26		407.41	(10.15)							
24/01/2022	Sale	8.00	1,129.41		1,086.43	42.98							
07/02/2022	Sale	3.00	439.51		407.41	32.10							
07/06/2022	Sale	28.00	4,130.27		4,037.22	93.05							
		42.00	6,096.45		5,938.47	157.98						0.00	
Schneider Electric SE (XPAR:SU)													
24/01/2022	Sale	5.00	1,197.36		1,207.78	(10.42)							
07/06/2022	Sale	18.00	3,454.11		4,348.00	(893.89)							
		23.00	4,651.47		5,555.78	(904.31)						0.00	

Woodhill Super Fund
Realised Capital Gains
For the period from 1 July 2021 to 30 June 2022

		Accounting Treatment				Taxation Treatment							
		Quantity	Proceeds	Excess Tax Value*	Original Cost	Accounting Profit/(Loss)	Cost Base Calculation		Capital Gains Calculation				
							Adjusted	Reduced	Indexation	Discounted	Other	Deferred	Capital Loss
<u>Foreign Investment Assets</u>													
SONY CORP (TSE:6758)													
04/11/2021	Sale	3.00	489.21		321.63	167.58							
30/11/2021	Sale	2.00	344.52		214.42	130.10							
24/01/2022	Sale	8.00	1,240.24		857.68	382.56							
07/02/2022	Sale	2.00	304.63		214.42	90.21							
07/06/2022	Sale	30.00	3,777.17		3,304.86	472.31							
		45.00	6,155.77		4,913.01	1,242.76						0.00	
Southwest Airlines Co (NYSE:LUV)													
13/10/2021	Sale	42.00	2,899.44		2,794.89	104.55							
30/11/2021	Sale	9.00	549.82		598.91	(49.09)							
16/03/2022	Sale	46.00	2,666.80		3,061.07	(394.27)							
07/06/2022	Sale	60.00	3,680.54		3,992.71	(312.17)							
		157.00	9,796.60		10,447.58	(650.98)						0.00	
Sundrug Co Ltd (TSE:9989)													
13/10/2021	Sale	22.00	909.94		1,156.21	(246.27)							
01/12/2021	Sale	8.00	292.47		420.44	(127.97)							
12/01/2022	Sale	83.00	3,044.90		4,362.05	(1,317.15)							
		113.00	4,247.31		5,938.70	(1,691.39)						0.00	
Taisei Corporation (TSE:1801)													
07/06/2022	Sale	25.00	1,067.34		1,399.02	(331.68)							
		25.00	1,067.34		1,399.02	(331.68)						0.00	
Telenor ASA (XOSL:TEL)													
04/11/2021	Sale	17.00	356.23		400.41	(44.18)							
01/12/2021	Sale	17.00	349.92		400.41	(50.49)							
24/01/2022	Sale	73.00	1,610.67		1,719.41	(108.74)							
07/06/2022	Sale	229.00	4,270.96		5,393.77	(1,122.81)							
		336.00	6,587.78		7,914.00	(1,326.22)						0.00	

Woodhill Super Fund
Realised Capital Gains
For the period from 1 July 2021 to 30 June 2022

		Accounting Treatment				Taxation Treatment							
		Quantity	Proceeds	Excess Tax Value*	Original Cost	Accounting Profit/(Loss)	Cost Base Calculation		Capital Gains Calculation				
							Adjusted	Reduced	Indexation	Discounted	Other	Deferred	Capital Loss
<u>Foreign Investment Assets</u>													
Unilever PLC (LSE:ULVR)													
04/11/2021	Sale	4.00	281.69		336.10	(54.41)							
30/11/2021	Sale	6.00	427.65		504.15	(76.50)							
24/01/2022	Sale	20.00	1,465.64		1,680.49	(214.85)							
07/02/2022	Sale	9.00	651.67		756.22	(104.55)							
07/06/2022	Sale	84.00	5,409.95		6,839.67	(1,429.72)							
		123.00	8,236.60		10,116.63	(1,880.03)						0.00	
Vinci SA (XPAR:DG)													
24/01/2022	Sale	2.00	299.97		319.42	(19.45)							
07/06/2022	Sale	10.00	1,338.19		1,559.89	(221.70)							
		12.00	1,638.16		1,879.31	(241.15)						0.00	
Visa Inc - Ordinary Shares - Class A (NYSE:V)													
30/11/2021	Sale	2.00	539.43		557.21	(17.78)							
24/01/2022	Sale	7.00	1,947.36		1,950.22	(2.86)							
07/02/2022	Sale	2.00	637.37		557.21	80.16							
07/06/2022	Sale	23.00	6,771.31		6,448.91	322.40							
		34.00	9,895.47		9,513.55	381.92						0.00	
Willis Towers Watson PLC (NASDAQ:WLTW)													
10/01/2022	Sale	15.00	4,733.20		4,733.20	0.00							
		15.00	4,733.20		4,733.20	0.00						0.00	
Willis Towers Watson Public Limited Co (NASDAQ:WTW)													
24/01/2022	Sale	3.00	941.09		946.64	(5.55)							
07/06/2022	Sale	12.00	3,464.69		3,786.56	(321.87)							
		15.00	4,405.78		4,733.20	(327.42)						0.00	
Zoetis Inc (NYSE:ZTS)													
30/11/2021	Sale	1.00	308.62		195.25	113.37							
24/01/2022	Sale	1.00	269.50		195.25	74.25							
07/02/2022	Sale	1.00	279.04		195.25	83.79							
07/06/2022	Sale	6.00	1,428.63		1,444.68	(16.05)							
		9.00	2,285.79		2,030.43	255.36						0.00	

Woodhill Super Fund
Realised Capital Gains
For the period from 1 July 2021 to 30 June 2022

	Accounting Treatment					Taxation Treatment					
	Quantity	Proceeds	Excess Tax Value*	Original Cost	Accounting Profit/(Loss)	Cost Base Calculation		Capital Gains Calculation			
						Adjusted	Reduced	Indexation	Discounted	Other	Deferred
Foreign Investment Assets		541,821.50		507,358.08	34,463.42						0.00
Total											
Listed Derivatives Market											
Aristocrat Leisure Limited - Rights-Appsclose 08Nov2021 Us Prohibited (ASX:ALLR)											
18/11/2021 Sale	23.00	0.00		0.00							
	23.00	0.00		0.00							0.00
Transurban Group - Rights-Appsclose 08Oct2021 Us Prohibited (ASX:TCLR)											
19/10/2021 Sale	78.00	23.10		0.00	23.10						
	78.00	23.10		0.00	23.10						0.00
Listed Derivatives Market		23.10		0.00	23.10						0.00
Total											
Listed Securities Market											
ANZ Group Holdings Limited (ASX:ANZ)											
18/08/2021 Sale	40.00	1,139.97		1,151.15	(11.18)						
04/11/2021 Sale	16.00	457.86		460.46	(2.60)						
30/11/2021 Sale	17.00	457.24		489.24	(32.00)						
07/02/2022 Sale	62.00	1,639.18		1,784.27	(145.09)						
07/06/2022 Sale	477.00	11,679.89		13,452.77	(1,772.88)						
	612.00	15,374.14		17,337.89	(1,963.75)						0.00
Aristocrat Leisure Limited (ASX:ALL)											
06/08/2021 Sale	55.00	2,298.91		1,776.84	522.07						
18/08/2021 Sale	100.00	4,253.90		3,230.61	1,023.29						
13/10/2021 Sale	22.00	987.36		710.73	276.63						
30/11/2021 Sale	27.00	1,201.38		872.26	329.12						
24/01/2022 Sale	99.00	4,070.38		3,198.31	872.07						
07/02/2022 Sale	44.00	1,790.91		1,421.47	369.44						
07/06/2022 Sale	403.00	13,544.16		13,526.96	17.20						
	750.00	28,147.00		24,737.18	3,409.82						0.00

Woodhill Super Fund
Realised Capital Gains
For the period from 1 July 2021 to 30 June 2022

Accounting Treatment					Taxation Treatment					
Quantity	Proceeds	Excess Tax Value*	Original Cost	Accounting Profit/(Loss)	Cost Base Calculation		Capital Gains Calculation			
					Adjusted	Reduced	Indexation	Discounted	Other	Deferred
<u>Listed Securities Market</u>										
Australian Government Treasury Bonds - Treasury Bond 1.00% 21-11-31 Semi (ASX:GSBU31)										
30/11/2021	Sale	24.00	2,249.93	2,267.65	(17.72)					
07/02/2022	Sale	7.00	640.23	661.40	(21.17)					
07/06/2022	Sale	424.00	33,909.58	39,395.65	(5,486.07)					
		455.00	36,799.74	42,324.70	(5,524.96)					0.00
Australian Government Treasury Bonds - Treasury Bond 2.75% 21-11-28 Semi (ASX:GSBU28)										
04/11/2021	Sale	7.00	759.88	794.74	(34.86)					
01/12/2021	Sale	3.00	323.14	340.60	(17.46)					
07/06/2022	Sale	67.00	6,460.48	7,606.83	(1,146.35)					
		77.00	7,543.50	8,742.17	(1,198.67)					0.00
Australian Government Treasury Bonds - Treasury Bond 3.25% 21-04-25 Semi (ASX:GSBG25)										
13/10/2021	Sale	10.00	1,085.63	1,126.82	(41.19)					
01/12/2021	Sale	11.00	1,181.20	1,239.50	(58.30)					
28/04/2022	Sale	102.00	10,354.75	11,493.59	(1,138.84)					
07/06/2022	Sale	81.00	8,179.68	9,107.51	(927.83)					
		204.00	20,801.26	22,967.42	(2,166.16)					0.00
Australian Government Treasury Bonds - Treasury Bond 3.25% 21-04-29 Semi (ASX:GSBG29)										
04/11/2021	Sale	6.00	666.01	703.42	(37.41)					
01/12/2021	Sale	7.00	786.00	820.66	(34.66)					
07/06/2022	Sale	132.00	13,132.50	15,447.19	(2,314.69)					
		145.00	14,584.51	16,971.27	(2,386.76)					0.00
Australian Government Treasury Bonds - Treasury Bond 3.75% 21-04-37 Semi (ASX:GSBG37)										
30/11/2021	Sale	22.00	2,714.61	2,863.14	(148.53)					
07/02/2022	Sale	6.00	722.55	780.86	(58.31)					
07/06/2022	Sale	367.00	37,125.20	44,748.62	(7,623.42)					
		395.00	40,562.36	48,392.62	(7,830.26)					0.00

Woodhill Super Fund
Realised Capital Gains
For the period from 1 July 2021 to 30 June 2022

		Accounting Treatment				Taxation Treatment							
		Quantity	Proceeds	Excess Tax Value*	Original Cost	Accounting Profit/(Loss)	Cost Base Calculation		Capital Gains Calculation				
							Adjusted	Reduced	Indexation	Discounted	Other	Deferred	Capital Loss
<u>Listed Securities Market</u>													
Australian Government Treasury Bonds - Treasury Bond 4.50% 21-04-33 Semi (ASX:GSBG33)													
13/10/2021	Sale	11.00	1,412.66		1,465.85	(53.19)							
30/11/2021	Sale	20.00	2,577.00		2,665.17	(88.17)							
07/02/2022	Sale	6.00	757.26		799.55	(42.29)							
07/06/2022	Sale	471.00	51,472.18		59,059.11	(7,586.93)							
		508.00	56,219.10		63,989.68	(7,770.58)							0.00
Australian Government Treasury Bonds - Treasury Bond 5.75% 15-07-22 Semi (ASX:GSBM22)													
01/12/2021	Sale	3.00	315.94		325.56	(9.62)							
07/06/2022	Sale	30.00	3,079.90		3,255.55	(175.65)							
		33.00	3,395.84		3,581.11	(185.27)							0.00
Australian Government Treasury Indexed Bonds - Treas Indexed Bond Cpi+1.25% 21-02-22 Qly (ASX:GSIC22)													
21/02/2022	Sale	36.00	4,314.24		4,312.49	1.75							
		36.00	4,314.24		4,312.49	1.75							0.00
Australian Government Treasury Indexed Bonds - Treas Indexed Bond Cpi+2.50% 20-09-30 Qly (ASX:GSIQ30)													
04/11/2021	Sale	3.00	468.27		470.88	(2.61)							
07/02/2022	Sale	2.00	313.45		313.92	(0.47)							
07/06/2022	Sale	24.00	3,462.83		3,767.05	(304.22)							
		29.00	4,244.55		4,551.85	(307.30)							0.00
Australian Government Treasury Indexed Bonds - Treas Indexed Bond Cpi+3.00% 20-09-25 Qly (ASX:GSIQ25)													
04/11/2021	Sale	4.00	593.04		595.01	(1.97)							
01/12/2021	Sale	2.00	296.52		297.50	(0.98)							
07/06/2022	Sale	23.00	3,348.53		3,421.29	(72.76)							
		29.00	4,238.09		4,313.80	(75.71)							0.00
Betashares Australian High Interest Cash ETF - Betashares Australian High Interest Cash ETF (ASX:AAA)													
07/06/2022	Sale	2,074.00	103,836.02		103,905.74	(69.72)							
		2,074.00	103,836.02		103,905.74	(69.72)							0.00

Woodhill Super Fund
Realised Capital Gains
For the period from 1 July 2021 to 30 June 2022

		Accounting Treatment				Taxation Treatment							
		Quantity	Proceeds	Excess Tax Value*	Original Cost	Accounting Profit/(Loss)	Cost Base Calculation		Capital Gains Calculation				
							Adjusted	Reduced	Indexation	Discounted	Other	Deferred	Capital Loss
<u>Listed Securities Market</u>													
Betashares U.S. Dollar ETF - Betashares U.S. Dollar ETF (ASX:USD)													
12/10/2021	Sale	2,584.00	33,662.27		32,181.02	1,481.25							
30/11/2021	Sale	255.00	3,420.26		3,175.76	244.50							
12/01/2022	Sale	20.00	265.04		249.08	15.96							
07/03/2022	Sale	6,384.00	82,382.74		82,684.37	(301.63)							
07/06/2022	Sale	3,420.00	45,596.96		45,530.72	66.24							
		12,663.00	165,327.27		163,820.95	1,506.32						0.00	
BHP Group Limited (ASX:BHP)													
09/07/2021	Sale	17.00	838.61		679.04	159.57							
18/08/2021	Sale	98.00	4,700.14		3,914.45	785.69							
04/11/2021	Sale	50.00	1,803.77		1,997.17	(193.40)							
07/06/2022	Sale	87.00	4,028.35		3,801.11	227.24							
		252.00	11,370.87		10,391.77	979.10						0.00	
Bluescope Steel Limited (ASX:BSL)													
18/08/2021	Sale	49.00	1,238.51		896.81	341.70							
04/11/2021	Sale	220.00	4,496.98		4,026.52	470.46							
		269.00	5,735.49		4,923.33	812.16							0.00
Brambles Limited (ASX:BXB)													
18/08/2021	Sale	189.00	2,306.73		2,033.75	272.98							
04/11/2021	Sale	36.00	372.86		387.38	(14.52)							
30/11/2021	Sale	39.00	391.04		419.66	(28.62)							
24/01/2022	Sale	167.00	1,681.13		1,797.02	(115.89)							
07/02/2022	Sale	108.00	1,018.34		1,162.14	(143.80)							
07/06/2022	Sale	666.00	7,170.63		7,052.21	118.42							
		1,205.00	12,940.73		12,852.16	88.57							0.00

Woodhill Super Fund
Realised Capital Gains
For the period from 1 July 2021 to 30 June 2022

		Accounting Treatment				Taxation Treatment							
		Quantity	Proceeds	Excess Tax Value*	Original Cost	Accounting Profit/(Loss)	Cost Base Calculation		Capital Gains Calculation				
							Adjusted	Reduced	Indexation	Discounted	Other	Deferred	Capital Loss
<u>Listed Securities Market</u>													
Coles Group Limited. (ASX:COL)													
18/08/2021	Sale	87.00	1,593.87		1,396.45	197.42							
04/11/2021	Sale	23.00	402.64		369.18	33.46							
30/11/2021	Sale	25.00	450.98		401.28	49.70							
24/01/2022	Sale	52.00	849.34		834.66	14.68							
07/06/2022	Sale	552.00	9,658.63		9,116.77	541.86							
		739.00	12,955.46		12,118.34	837.12						0.00	
Commonwealth Bank Of Australia. (ASX:CBA)													
18/08/2021	Sale	22.00	2,198.38		1,708.16	490.22							
04/11/2021	Sale	3.00	323.78		232.93	90.85							
30/11/2021	Sale	5.00	466.50		388.22	78.28							
07/02/2022	Sale	14.00	1,310.79		1,087.01	223.78							
07/06/2022	Sale	84.00	8,595.71		7,091.00	1,504.71							
		128.00	12,895.16		10,507.32	2,387.84						0.00	
Computershare Limited. (ASX:CPU)													
18/08/2021	Sale	58.00	927.97		790.97	137.00							
04/11/2021	Sale	25.00	481.92		340.93	140.99							
30/11/2021	Sale	26.00	497.32		354.57	142.75							
24/01/2022	Sale	282.00	5,570.48		3,845.73	1,724.75							
07/02/2022	Sale	45.00	919.29		613.68	305.61							
07/06/2022	Sale	281.00	6,510.38		4,890.42	1,619.96							
		717.00	14,907.36		10,836.30	4,071.06						0.00	
CSL Limited (ASX:CSL)													
06/08/2021	Sale	3.00	890.17		852.15	38.02							
18/08/2021	Sale	12.00	3,514.54		3,408.62	105.92							
13/10/2021	Sale	4.00	1,171.51		1,136.21	35.30							
30/11/2021	Sale	4.00	1,233.04		1,136.21	96.83							
24/01/2022	Sale	8.00	2,100.08		2,272.41	(172.33)							
07/02/2022	Sale	13.00	3,313.52		3,692.67	(379.15)							
07/06/2022	Sale	77.00	20,571.62		21,649.19	(1,077.57)							
		121.00	32,794.48		34,147.46	(1,352.98)						0.00	

Woodhill Super Fund
Realised Capital Gains
For the period from 1 July 2021 to 30 June 2022

		Accounting Treatment				Taxation Treatment							
		Quantity	Proceeds	Excess Tax Value*	Original Cost	Accounting Profit/(Loss)	Cost Base Calculation		Capital Gains Calculation				
							Adjusted	Reduced	Indexation	Discounted	Other	Deferred	Capital Loss
<u>Listed Securities Market</u>													
Endeavour Group Limited (ASX:EDV)													
04/11/2021	Sale	112.00	789.43		605.72	183.71							
24/01/2022	Sale	57.00	361.27		308.27	53.00							
07/02/2022	Sale	83.00	520.67		448.88	71.79							
07/06/2022	Sale	517.00	3,672.52		3,524.90	147.62							
		769.00	5,343.89		4,887.77	456.12						0.00	
Flight Centre Travel Group Limited (ASX:FLT)													
06/08/2021	Sale	215.00	3,254.99		3,713.05	(458.06)							
18/08/2021	Sale	246.00	3,470.83		4,248.42	(777.59)							
04/11/2021	Sale	23.00	459.06		397.21	61.85							
30/11/2021	Sale	26.00	462.17		449.02	13.15							
24/01/2022	Sale	44.00	728.27		759.88	(31.61)							
16/03/2022	Sale	408.00	7,811.40		7,046.17	765.23							
		962.00	16,186.72		16,613.75	(427.03)						0.00	
Magellan Financial Group Limited (ASX:MFG)													
06/08/2021	Sale	145.00	7,266.99		7,513.53	(246.54)							
18/08/2021	Sale	59.00	2,687.24		3,057.23	(369.99)							
30/11/2021	Sale	11.00	367.55		569.99	(202.44)							
07/02/2022	Sale	99.00	1,632.10		5,129.93	(3,497.83)							
		314.00	11,953.88		16,270.68	(4,316.80)						0.00	
National Australia Bank Limited (ASX:NAB)													
18/08/2021	Sale	47.00	1,298.75		1,258.63	40.12							
04/11/2021	Sale	10.00	285.02		267.79	17.23							
30/11/2021	Sale	12.00	327.99		321.35	6.64							
07/02/2022	Sale	39.00	1,071.67		1,044.40	27.27							
07/06/2022	Sale	233.00	7,037.86		6,445.17	592.69							
		341.00	10,021.29		9,337.34	683.95						0.00	

Woodhill Super Fund
Realised Capital Gains
For the period from 1 July 2021 to 30 June 2022

		Accounting Treatment				Taxation Treatment							
		Quantity	Proceeds	Excess Tax Value*	Original Cost	Accounting Profit/(Loss)	Cost Base Calculation		Capital Gains Calculation				
							Adjusted	Reduced	Indexation	Discounted	Other	Deferred	Capital Loss
<u>Listed Securities Market</u>													
Northern Star Resources Ltd (ASX:NST)													
18/08/2021	Sale	93.00	890.57		1,237.84	(347.27)							
30/11/2021	Sale	43.00	406.79		572.33	(165.54)							
16/03/2022	Sale	323.00	3,402.77		4,299.16	(896.39)							
07/06/2022	Sale	679.00	5,782.39		6,077.64	(295.25)							
		1,138.00	10,482.52		12,186.97	(1,704.45)						0.00	
Qantas Airways Limited (ASX:QAN)													
06/08/2021	Sale	206.00	934.20		1,119.96	(185.76)							
18/08/2021	Sale	274.00	1,206.24		1,489.65	(283.41)							
13/10/2021	Sale	797.00	4,406.80		4,333.03	73.77							
30/11/2021	Sale	85.00	427.34		462.12	(34.78)							
07/06/2022	Sale	1,725.00	9,209.95		9,284.26	(74.31)							
		3,087.00	16,184.53		16,689.02	(504.49)						0.00	
Sonic Healthcare Limited (ASX:SHL)													
06/08/2021	Sale	24.00	970.94		698.91	272.03							
18/08/2021	Sale	25.00	1,049.02		728.03	320.99							
04/11/2021	Sale	11.00	450.19		320.34	129.85							
30/11/2021	Sale	12.00	511.75		349.46	162.29							
24/01/2022	Sale	24.00	934.75		698.91	235.84							
07/02/2022	Sale	36.00	1,366.49		1,048.37	318.12							
07/06/2022	Sale	226.00	7,689.69		7,395.23	294.46							
		358.00	12,972.83		11,239.25	1,733.58						0.00	
Sydney Airport - Fully Paid Ordinary/Units Stapled Securities (ASX:SYD)													
06/08/2021	Sale	359.00	2,752.62		2,384.14	368.48							
18/08/2021	Sale	403.00	3,133.37		2,676.34	457.03							
30/11/2021	Sale	69.00	574.41		458.23	116.18							
24/01/2022	Sale	63.00	543.95		418.39	125.56							
15/02/2022	Sale	576.00	5,040.00		3,825.25	1,214.75							
		1,470.00	12,044.35		9,762.35	2,282.00						0.00	

Woodhill Super Fund
Realised Capital Gains
For the period from 1 July 2021 to 30 June 2022

		Accounting Treatment				Taxation Treatment							
		Quantity	Proceeds	Excess Tax Value*	Original Cost	Accounting Profit/(Loss)	Cost Base Calculation		Capital Gains Calculation				
							Adjusted	Reduced	Indexation	Discounted	Other	Deferred	Capital Loss
<u>Listed Securities Market</u>													
Transurban Group - Fully Paid Ordinary/Units Stapled Securities (ASX:TCL)													
06/08/2021	Sale	106.00	1,511.40		1,454.24	57.16							
18/08/2021	Sale	96.00	1,321.18		1,317.05	4.13							
04/11/2021	Sale	32.00	435.96		439.02	(3.06)							
30/11/2021	Sale	36.00	495.62		493.89	1.73							
07/02/2022	Sale	84.00	1,075.51		1,152.42	(76.91)							
07/06/2022	Sale	784.00	11,036.65		10,636.65	400.00							
		1,138.00	15,876.32		15,493.27	383.05						0.00	
Treasury Wine Estates Limited (ASX:TWE)													
18/08/2021	Sale	346.00	4,398.16		3,192.56	1,205.60							
04/11/2021	Sale	32.00	370.96		295.27	75.69							
30/11/2021	Sale	35.00	425.66		322.95	102.71							
24/01/2022	Sale	122.00	1,349.73		1,125.70	224.03							
07/02/2022	Sale	55.00	592.18		507.49	84.69							
07/06/2022	Sale	519.00	5,931.37		4,970.29	961.08							
		1,109.00	13,068.06		10,414.26	2,653.80						0.00	
Wesfarmers Limited (ASX:WES)													
18/08/2021	Sale	47.00	3,052.32		2,257.14	795.18							
30/11/2021	Sale	17.00	981.15		816.41	164.74							
24/01/2022	Sale	69.00	3,662.95		3,167.53	495.42							
07/02/2022	Sale	44.00	2,334.81		2,019.86	314.95							
07/06/2022	Sale	272.00	12,474.78		13,667.67	(1,192.89)							
		449.00	22,506.01		21,928.61	577.40						0.00	

Woodhill Super Fund
Realised Capital Gains
For the period from 1 July 2021 to 30 June 2022

		Accounting Treatment				Taxation Treatment								
		Quantity	Proceeds	Excess Tax Value*	Original Cost	Accounting Profit/(Loss)	Cost Base Calculation		Capital Gains Calculation					
							Adjusted	Reduced	Indexation	Discounted	Other	Deferred	Capital Loss	
<u>Listed Securities Market</u>														
Westpac Banking Corporation (ASX:WBC)														
06/08/2021	Sale	67.00	1,676.20		1,320.04	356.16								
18/08/2021	Sale	337.00	8,705.49		6,639.59	2,065.90								
13/10/2021	Sale	39.00	986.38		768.38	218.00								
30/11/2021	Sale	44.00	913.83		866.89	46.94								
24/01/2022	Sale	182.00	3,788.91		3,585.77	203.14								
07/02/2022	Sale	118.00	2,537.86		2,324.84	213.02								
16/03/2022	Sale	124.00	2,927.58		2,443.06	484.52								
07/06/2022	Sale	492.00	11,561.11		10,010.60	1,550.51								
		1,403.00	33,097.36		27,959.17	5,138.19							0.00	
Wisetech Global Limited (ASX:WTC)														
18/08/2021	Sale	32.00	1,124.43		993.08	131.35								
13/10/2021	Sale	44.00	2,208.42		1,365.49	842.93								
30/11/2021	Sale	8.00	418.62		248.27	170.35								
24/01/2022	Sale	34.00	1,748.33		1,055.15	693.18								
07/02/2022	Sale	23.00	1,019.60		713.78	305.82								
07/06/2022	Sale	137.00	5,480.14		5,275.06	205.08								
		278.00	11,999.54		9,650.83	2,348.71							0.00	
Woodside Energy Group Ltd (ASX:WDS)														
07/06/2022	Sale	221.00	7,275.99		5,765.17	1,510.82								
		221.00	7,275.99		5,765.17	1,510.82							0.00	
Woodside Petroleum Ltd (ASX:WPL)														
09/07/2021	Sale	121.00	2,829.90		2,791.57	38.33								
04/11/2021	Sale	210.00	4,817.09		5,061.77	(244.68)								
25/05/2022	Sale	20.00	465.98		465.98	0.00								
25/05/2022	Sale	155.00	3,887.26		3,887.26	0.00								
25/05/2022	Sale	31.00	965.53		965.53	0.00								
		537.00	12,965.76		13,172.11	(206.35)							0.00	

Woodhill Super Fund
Realised Capital Gains
For the period from 1 July 2021 to 30 June 2022

	Accounting Treatment					Taxation Treatment					
	Quantity	Proceeds	Excess Tax Value*	Original Cost	Accounting Profit/(Loss)	Cost Base Calculation		Capital Gains Calculation			
						Adjusted	Reduced	Indexation	Discounted	Other	Deferred
<u>Listed Securities Market</u>											
Woolworths Group Limited (ASX:WOW)											
06/08/2021	Sale	31.00	1,239.05	1,013.84	225.21						
30/11/2021	Sale	8.00	324.51	261.64	62.87						
24/01/2022	Sale	27.00	945.49	883.02	62.47						
07/06/2022	Sale	296.00	10,127.67	10,042.45	85.22						
		362.00	12,636.72	12,200.95	435.77						0.00
Listed Securities Market Total		833,602.94		839,297.05	(5,694.11)						0.00
<u>Managed Funds Market</u>											
Vanguard Active Global Growth Fund											
21/01/2022	Sale	14,501.16	20,000.00	21,758.49	(1,758.49)						
11/03/2022	Sale	17,733.64	20,000.00	26,464.84	(6,464.84)						
30/06/2022	Sale	9,639.88	10,656.89	14,364.86	(3,707.97)						
		41,874.68	50,656.89	62,588.19	(11,931.30)						0.00
Vanguard High Growth Index Fund											
30/06/2022	Sale	12,227.46	19,993.12	22,833.70	(2,840.58)						
30/06/2022	Dist	0.00	0.00	0.00							
30/06/2022	Dist	0.00	0.00	0.00							
30/06/2022	Dist	0.00	0.00	0.00							
		12,227.46	19,993.12	22,833.70	(2,840.58)						0.00
Vanguard International Shares Index Fund (Hedged)											
30/06/2022	Sale	22,983.18	19,411.60	22,528.41	(3,116.81)						
		22,983.18	19,411.60	22,528.41	(3,116.81)						0.00
Managed Funds Market Total		90,061.61		107,950.30	(17,888.69)						0.00
Grand Total		1,465,509.15		1,454,605.43	10,903.72						0.00

* Where there is an Excess Tax Value Amount, the Accounting Profit/(Loss) figure takes account of this. Accounting Profit/(Loss) equals Proceeds less Excess Tax Value less Original Cost.

Woodhill Super Fund
Realised Capital Gains
For the period from 1 July 2021 to 30 June 2022

Capital Gains Tax Return Summary

	Indexation	Discount	Other	Deferred	Total Capital Gains	Capital Losses
Current Year Capital Gains						
Shares & Units - Listed Shares	0.00	0.00	0.00	0.00	0.00	0.00
Shares & Units - Other Shares	0.00	0.00	0.00	0.00	0.00	0.00
Shares & Units - Listed Trusts	0.00	0.00	0.00	0.00	0.00	0.00
Shares & Units - Other Units	0.00	0.00	0.00	0.00	0.00	0.00
Australian Real Estate	0.00	0.00	0.00	0.00	0.00	0.00
Other Real Estate	0.00	0.00	0.00	0.00	0.00	0.00
Collectables	0.00	0.00	0.00	0.00	0.00	0.00
Other CGT Assets & Other CGT Events	0.00	0.00	0.00	0.00	0.00	0.00
Distributed Capital Gains from Trusts	0.00	0.00	0.00	0.00	0.00	0.00
	0.00	0.00	0.00	0.00	0.00	0.00
Capital Losses Applied						
Current Year	0.00	0.00	0.00	0.00	0.00	0.00
Prior Years	0.00	0.00	0.00	0.00	0.00	0.00
	0.00	0.00	0.00	0.00	0.00	0.00
Net Capital Gains						
Net Gain after applying losses	0.00	0.00	0.00	0.00	0.00	0.00
Discount applicable		0.00				
Net Gain after applying discount	0.00	0.00	0.00	0.00	0.00	0.00

Woodhill Super Fund
(ABN: 26 975 797 708)

Consolidated Member Benefit Totals

Period	Member Account Details
1 July 2021 - 30 June 2022	Residential Address: 59 Elliott Street BALMAIN, NSW 2041
Member Number: 1	Date of Birth: 4 February 1947
Mr Ian Meredith Woodhill	Date Joined Fund: 1 January 2001
	Eligible Service Date: 1 January 2001
	Tax File Number Held: Yes

*Note: this report provides a consolidated view of the Member's interests in the SMSF
Refer to the Member Benefit Statements produced for each member account for further details*

Your Accounts	
Withdrawal Benefit as at 1 Jul 2021	
Accumulation	667,524.31
Account Based Pension (100% Tax Free)	-
Total as at 1 Jul 2021	<u>667,524.31</u>
Withdrawal Benefit as at 30 Jun 2022	
Accumulation	-
Account Based Pension (100% Tax Free)	732,633.28
Total as at 30 Jun 2022	<u>732,633.28</u>

Your Tax Components	
Tax Free	-
Taxable - Taxed	732,633.28
Taxable - Untaxed	-
Your Preservation Components	
Preserved	-
Restricted Non Preserved	-
Unrestricted Non Preserved	732,633.28
Your Insurance Benefits	
No insurance details have been recorded	
Your Beneficiaries	
No beneficiary details have been recorded	

For Enquiries:
mail Woodhill Super Fund, 59 Elliott Street, Balmain NSW 2041

Woodhill Super Fund
(ABN: 26 975 797 708)

Member Benefit Statement

Period	Member Account Details
1 July 2021 - 30 June 2022	Residential Address: 59 Elliott Street BALMAIN, NSW 2041
Member Number: 1	Date of Birth: 4 February 1947
Mr Ian Meredith Woodhill	Date Joined Fund: 1 January 2001
Accumulation Account	Eligible Service Date: 1 January 2001
Accumulation	Tax File Number Held: Yes
	Account Start Date: 1 January 2001

Your Account Summary	
Withdrawal Benefit as at 1 Jul 2021	667,524.31
<i>Decreases to your account:</i>	
Transfers Out	667,524.31
<u>Total Decreases</u>	<u>667,524.31</u>
Withdrawal Benefit as at 30 Jun 2022	-

Your Tax Components	
Tax Free	0.0000 %
Taxable - Taxed	-
Taxable - Untaxed	-

Your Preservation Components	
Preserved	-
Restricted Non Preserved	-
Unrestricted Non Preserved	-

Your Insurance Benefits
No insurance details have been recorded

Your Beneficiaries
No beneficiary details have been recorded

For Enquiries:
mail Woodhill Super Fund, 59 Elliott Street, Balmain NSW 2041

Woodhill Super Fund
(ABN: 26 975 797 708)

Member Benefit Statement

Period	Member Account Details
1 July 2021 - 30 June 2022	Residential Address: 59 Elliott Street BALMAIN, NSW 2041
Member Number: 1	Date of Birth: 4 February 1947
Mr Ian Meredith Woodhill	Date Joined Fund: 1 January 2001
Pension Account	Eligible Service Date: 1 January 2001
Account Based Pension (100% Tax Free)	Tax File Number Held: Yes
	Account Start Date: 1 July 2021

Your Account Summary	
Withdrawal Benefit as at 1 Jul 2021	-
<i>Increases to your account:</i>	
Share Of Net Fund Income	84,216.90
Transfers In	667,524.31
<u>Total Increases</u>	<u>751,741.21</u>
<i>Decreases to your account:</i>	
Pension Payments	18,517.00
Tax on Net Fund Income	590.93
<u>Total Decreases</u>	<u>19,107.93</u>
Withdrawal Benefit as at 30 Jun 2022	<u><u>732,633.28</u></u>

Your Tax Components	
Tax Free	0.0000 %
Taxable - Taxed	732,633.28
Taxable - Untaxed	-

Your Preservation Components	
Preserved	-
Restricted Non Preserved	-
Unrestricted Non Preserved	732,633.28

Your Insurance Benefits
No insurance details have been recorded

Your Beneficiaries
No beneficiary details have been recorded

For Enquiries:
mail Woodhill Super Fund, 59 Elliott Street, Balmain NSW 2041



Trustees

The Trustees of the Fund are as follows:

Susan Woodwill and
Ian Woodhill

Availability of Other Fund Information

Additional information regarding your membership is available on request. What your Fund can do is governed by the provisions of its Trust Deed, which is available for inspection. If you require further information or clarification of any aspect of your membership of the Fund, please contact your Fund's Administrator or Trustees.

Trustees Disclaimer

This statement has been prepared by the Trustees for the member whose name appears at the top of this statement. While every effort has been made by the Trustees to ensure the accuracy and completeness of this statement, the Trustees do not accept any liability for any errors, omissions or misprints.

Signed on behalf of the Trustees of the Fund

.....
Susan Woodwill
Trustee

.....
Ian Woodhill
Trustee

Statement Date: 30 June 2022

For Enquiries:
mail Woodhill Super Fund, 59 Elliott Street, Balmain NSW 2041

Woodhill Super Fund
(ABN: 26 975 797 708)

Consolidated Member Benefit Totals

Period	Member Account Details
1 July 2021 - 30 June 2022	Residential Address: 59 Elliott Street BALMAIN, NSW 2041
Member	Number: 2
Ms Susan Elizabeth Woodwill	Date of Birth: 19 June 1948 Date Joined Fund: 1 January 2001 Eligible Service Date: 1 January 2001
	Tax File Number Held: Yes

*Note: this report provides a consolidated view of the Member's interests in the SMSF
Refer to the Member Benefit Statements produced for each member account for further details*

Your Accounts	
Withdrawal Benefit as at 1 Jul 2021	
Accumulation	282,430.37
Account Based Pension (100% Tax Free)	-
Total as at 1 Jul 2021	<u>282,430.37</u>
Withdrawal Benefit as at 30 Jun 2022	
Accumulation	-
Account Based Pension (100% Tax Free)	309,805.20
Total as at 30 Jun 2022	<u>309,805.20</u>

Your Tax Components	
Tax Free	-
Taxable - Taxed	309,805.20
Taxable - Untaxed	-
Your Preservation Components	
Preserved	-
Restricted Non Preserved	-
Unrestricted Non Preserved	309,805.20
Your Insurance Benefits	
No insurance details have been recorded	
Your Beneficiaries	
No beneficiary details have been recorded	

For Enquiries:
mail Woodhill Super Fund, 59 Elliott Street, Balmain NSW 2041

Woodhill Super Fund
(ABN: 26 975 797 708)

Member Benefit Statement

Period	Member Account Details
1 July 2021 - 30 June 2022	Residential Address: 59 Elliott Street BALMAIN, NSW 2041
Member Number: 2	Date of Birth: 19 June 1948
Ms Susan Elizabeth Woodwill	Date Joined Fund: 1 January 2001
Accumulation Account	Eligible Service Date: 1 January 2001
Accumulation	Tax File Number Held: Yes
	Account Start Date: 1 January 2001

Your Account Summary	
Withdrawal Benefit as at 1 Jul 2021	282,430.37
<i>Decreases to your account:</i>	
Transfers Out	282,430.37
<u>Total Decreases</u>	<u>282,430.37</u>
Withdrawal Benefit as at 30 Jun 2022	-

Your Tax Components	
Tax Free	0.0000 %
Taxable - Taxed	-
Taxable - Untaxed	-

Your Preservation Components	
Preserved	-
Restricted Non Preserved	-
Unrestricted Non Preserved	-

Your Insurance Benefits
No insurance details have been recorded

Your Beneficiaries
No beneficiary details have been recorded

For Enquiries:
mail Woodhill Super Fund, 59 Elliott Street, Balmain NSW 2041

Woodhill Super Fund
(ABN: 26 975 797 708)

Member Benefit Statement

Period	Member Account Details
1 July 2021 - 30 June 2022	Residential Address: 59 Elliott Street BALMAIN, NSW 2041
Member Number: 2	Date of Birth: 19 June 1948
Ms Susan Elizabeth Woodwill	Date Joined Fund: 1 January 2001
Pension Account	Eligible Service Date: 1 January 2001
Account Based Pension (100% Tax Free)	Tax File Number Held: Yes
	Account Start Date: 1 July 2021

Your Account Summary	
Withdrawal Benefit as at 1 Jul 2021	-
<i>Increases to your account:</i>	
Share Of Net Fund Income	35,627.82
Transfers In	282,430.37
Total Increases	318,058.19
<i>Decreases to your account:</i>	
Pension Payments	8,003.00
Tax on Net Fund Income	249.99
Total Decreases	8,252.99
Withdrawal Benefit as at 30 Jun 2022	309,805.20

Your Tax Components	
Tax Free	0.0000 %
Taxable - Taxed	309,805.20
Taxable - Untaxed	-
Your Preservation Components	
Preserved	-
Restricted Non Preserved	-
Unrestricted Non Preserved	309,805.20
Your Insurance Benefits	
No insurance details have been recorded	
Your Beneficiaries	
No beneficiary details have been recorded	

For Enquiries:
mail Woodhill Super Fund, 59 Elliott Street, Balmain NSW 2041



Trustees

The Trustees of the Fund are as follows:

Susan Woodwill and
Ian Woodhill

Availability of Other Fund Information

Additional information regarding your membership is available on request. What your Fund can do is governed by the provisions of its Trust Deed, which is available for inspection. If you require further information or clarification of any aspect of your membership of the Fund, please contact your Fund's Administrator or Trustees.

Trustees Disclaimer

This statement has been prepared by the Trustees for the member whose name appears at the top of this statement. While every effort has been made by the Trustees to ensure the accuracy and completeness of this statement, the Trustees do not accept any liability for any errors, omissions or misprints.

Signed on behalf of the Trustees of the Fund

.....
Susan Woodwill
Trustee

.....
Ian Woodhill
Trustee

Statement Date: 30 June 2022

For Enquiries:
mail Woodhill Super Fund, 59 Elliott Street, Balmain NSW 2041

**Woodhill Super Fund
Pension Withdrawal Limits
For the Period 1 July 2021 to 30 June 2022**

**Mr Ian Woodhill
YTD Summaries**

	Drawdowns to date	Rqd. for Minimum	Minimum	Rqd for Plan	Plan*	Remaining until Max	Maximum	Tax Free %
Account Based Pension (100% Tax Free)	18,517.00	OK!	16,690.00	OK!	16,690.00	-	-	0.00%
Totals								
Gross Drawdowns	18,517.00	0.00	16,690.00	0.00	16,690.00			
PAYG Tax	0.00	0.00	0.00	0.00	0.00			
Net Drawdowns	18,517.00	0.00	16,690.00	0.00	16,690.00			

Footnotes:

*The plan amount is the annual pension review amount or the minimum amount where no review amount is recorded.

Pension Payments

Account Based Pension (100% Tax Free)

Date	Gross Amount	PAYG	Net Amount	Description
09/07/2021	1,550.00	0.00	1,550.00	part of \$2,210.00 PP TO CBA IM & SE WOODHILL
10/08/2021	1,550.00	0.00	1,550.00	part of \$2,210.00 PP TO CBA IM & SE WOODHILL
10/09/2021	1,550.00	0.00	1,550.00	part of \$2,210.00 PP TO CBA IM & SE WOODHILL
08/10/2021	1,550.00	0.00	1,550.00	part of \$2,210.00 PP TO CBA IM & SE WOODHILL
10/11/2021	1,550.00	0.00	1,550.00	part of \$2,210.00 PP TO CBA IM & SE WOODHILL
10/12/2021	1,550.00	0.00	1,550.00	part of \$2,210.00 PP TO CBA IM & SE WOODHILL
10/01/2022	1,550.00	0.00	1,550.00	part of \$2,210.00 PP TO CBA IM & SE WOODHILL
10/02/2022	1,550.00	0.00	1,550.00	part of \$2,210.00 PP TO CBA IM & SE WOODHILL
10/03/2022	1,550.00	0.00	1,550.00	part of \$2,210.00 PP TO CBA IM & SE WOODHILL
08/04/2022	1,550.00	0.00	1,550.00	part of \$2,210.00 PP TO CBA IM & SE WOODHILL
10/05/2022	1,550.00	0.00	1,550.00	part of \$2,210.00 PP TO CBA IM & SE WOODHILL
10/06/2022	1,467.00	0.00	1,467.00	part of \$2,210.00 PP TO CBA IM & SE WOODHILL
Totals:	18,517.00	0.00	18,517.00	

Woodhill Super Fund
Pension Withdrawal Limits
For the Period 1 July 2021 to 30 June 2022

Ms Susan Woodwill
YTD Summaries

	Drawdowns to date	Rqd. for Minimum	Minimum	Rqd for Plan	Plan*	Remaining until Max	Maximum	Tax Free %
Account Based Pension (100% Tax Free)	8,003.00	OK!	7,060.00	OK!	7,060.00	-	-	0.00%

Totals

Gross Drawdowns	8,003.00	0.00	7,060.00	0.00	7,060.00
PAYG Tax	0.00	0.00	0.00	0.00	0.00
Net Drawdowns	8,003.00	0.00	7,060.00	0.00	7,060.00

Footnotes:

*The plan amount is the annual pension review amount or the minimum amount where no review amount is recorded.

Pension Payments

Account Based Pension (100% Tax Free)

Date	Gross Amount	PAYG	Net Amount	Description
09/07/2021	660.00	0.00	660.00	part of \$2,210.00 PP TO CBA IM & SE WOODHILL
10/08/2021	660.00	0.00	660.00	part of \$2,210.00 PP TO CBA IM & SE WOODHILL
10/09/2021	660.00	0.00	660.00	part of \$2,210.00 PP TO CBA IM & SE WOODHILL
08/10/2021	660.00	0.00	660.00	part of \$2,210.00 PP TO CBA IM & SE WOODHILL
10/11/2021	660.00	0.00	660.00	part of \$2,210.00 PP TO CBA IM & SE WOODHILL
10/12/2021	660.00	0.00	660.00	part of \$2,210.00 PP TO CBA IM & SE WOODHILL
10/01/2022	660.00	0.00	660.00	part of \$2,210.00 PP TO CBA IM & SE WOODHILL
10/02/2022	660.00	0.00	660.00	part of \$2,210.00 PP TO CBA IM & SE WOODHILL
10/03/2022	660.00	0.00	660.00	part of \$2,210.00 PP TO CBA IM & SE WOODHILL
08/04/2022	660.00	0.00	660.00	part of \$2,210.00 PP TO CBA IM & SE WOODHILL
10/05/2022	660.00	0.00	660.00	part of \$2,210.00 PP TO CBA IM & SE WOODHILL
10/06/2022	743.00	0.00	743.00	part of \$2,210.00 PP TO CBA IM & SE WOODHILL
Totals:	8,003.00	0.00	8,003.00	

Woodhill Super Fund
Investment Movement Summary
For the period 1 July 2021 to 30 June 2022

Investment	Opening Balance		Acquisitions		Disposals			Closing Balance		
	Qty	Cost	Qty	Cost	Qty	Proceeds	Profit/(Loss)	Qty	Cost	Market Value
<u>Bank</u>										
Macquarie CMA		90,040.31		859,094.75		67,757.50	0.00		881,377.56	881,377.56
Pending Withdrawal Account		0.00		858,047.09		857,214.92	0.00		832.17	832.17
Praemium Cash Account		35,381.47		2,103,064.46		2,138,438.51	0.00		7.42	7.42
Vanguard Cash Account		3.17		130,103.68		40,005.22	0.00		90,101.63	90,101.63
		125,424.95		3,950,309.98		3,103,416.15	0.00		972,318.78	972,318.78
<u>Foreign Investment Assets</u>										
3M Co (NYSE:MMM)	17.00	3,003.47	7.00	1,741.46	24.00	5,092.36	347.43	0.00	0.00	0.00
ABB Ltd. (SIX XSWX:ABBN)	0.00	0.00	129.00	6,096.49	129.00	5,817.99	(278.50)	0.00	0.00	0.00
Activision Blizzard Inc (NASDAQ:ATVI)	0.00	0.00	146.00	16,926.88	146.00	14,756.14	(2,170.74)	0.00	0.00	0.00
Allianz SE - Registered Shares (FRA:ALV)	11.00	3,610.41	0.00	0.00	11.00	3,474.51	(135.90)	0.00	0.00	0.00
Amada Holdings Co.Ltd (TSE:6113)	205.00	2,980.35	0.00	0.00	205.00	2,502.79	(477.56)	0.00	0.00	0.00
American Tower Corp (NYSE:AMT)	43.00	14,211.22	0.00	0.00	43.00	14,976.65	765.43	0.00	0.00	0.00
Amgen Inc (NASDAQ:AMGN)	11.00	3,156.11	0.00	0.00	11.00	3,478.76	322.65	0.00	0.00	0.00
Apple Inc (NASDAQ:AAPL)	67.00	9,174.68	0.00	0.00	67.00	14,189.73	5,015.05	0.00	0.00	0.00
Applied Materials Inc (NASDAQ:AMAT)	30.00	2,658.22	0.00	0.00	30.00	5,111.49	2,453.27	0.00	0.00	0.00
Assicurazioni Generali SPA (MTA:G)	0.00	0.00	194.00	5,773.52	194.00	5,024.95	(748.57)	0.00	0.00	0.00
Astellas Pharma Inc (TSE:4503)	0.00	0.00	163.00	3,718.05	163.00	3,597.43	(120.62)	0.00	0.00	0.00
Booking Holdings Inc (NASDAQ:BKNG)	5.00	14,133.08	0.00	0.00	5.00	16,745.43	2,612.35	0.00	0.00	0.00
Bridgestone Corp (TSE:5108)	0.00	0.00	42.00	2,124.02	42.00	2,283.55	159.53	0.00	0.00	0.00
Bristol-Myers Squibb Co (NYSE:BMJ)	68.00	6,375.32	6.00	573.42	74.00	7,137.36	188.62	0.00	0.00	0.00
CDW Corp (New) (NASDAQ:CDW)	13.00	2,366.26	0.00	0.00	13.00	3,227.90	861.64	0.00	0.00	0.00
Cisco Systems Inc (NASDAQ:CSCO)	79.00	4,709.44	0.00	0.00	79.00	5,722.61	1,013.17	0.00	0.00	0.00
Citizens Financial Group Inc (NYSE:CFG)	166.00	7,813.05	35.00	2,626.09	201.00	12,521.55	2,082.41	0.00	0.00	0.00

Woodhill Super Fund
Investment Movement Summary
For the period 1 July 2021 to 30 June 2022

Investment	Opening Balance		Acquisitions		Disposals			Closing Balance		
	Qty	Cost	Qty	Cost	Qty	Proceeds	Profit/(Loss)	Qty	Cost	Market Value
Cognizant Technology Solutions Corp (NASDAQ:CTSH)	48.00	4,837.28	4.00	489.50	52.00	5,542.49	215.71	0.00	0.00	0.00
Daito Trust Construction Co Ltd (TSE:1878)	10.00	1,933.73	0.00	0.00	10.00	1,256.90	(676.83)	0.00	0.00	0.00
DBS Group Holdings Ltd (SGX:D05)	258.00	6,647.61	105.00	3,787.12	363.00	11,837.22	1,402.49	0.00	0.00	0.00
Direct Line Insurance Group PLC (LSE:DLG)	377.00	2,059.81	0.00	0.00	377.00	1,940.03	(119.78)	0.00	0.00	0.00
eBay Inc (NASDAQ:EBAY)	60.00	4,005.79	9.00	752.62	69.00	4,900.00	141.59	0.00	0.00	0.00
EDP-Energias de Portugal SA (XLIS:EDP)	472.00	2,687.86	76.00	494.67	548.00	3,859.86	677.33	0.00	0.00	0.00
Endesa SA (XLIF:ELE)	116.00	4,456.31	19.00	540.46	135.00	4,144.28	(852.49)	0.00	0.00	0.00
ENGIE SA (XPAR:ENGI)	131.00	3,060.74	21.00	380.30	152.00	2,848.69	(592.35)	0.00	0.00	0.00
Euroapi S.A. (XPAR:EAPI)	0.00	0.00	1.00	5.67	1.00	18.50	12.83	0.00	0.00	0.00
Expedia Inc Del (NASDAQ:EXPE)	48.00	8,052.34	47.00	11,455.11	95.00	18,437.54	(1,069.91)	0.00	0.00	0.00
FleetCor Technologies Inc (NYSE:FLT)	15.00	5,286.36	0.00	0.00	15.00	4,954.02	(332.34)	0.00	0.00	0.00
Google Inc (NASDAQ:GOOG)	8.00	22,909.87	0.00	0.00	8.00	27,133.01	4,223.14	0.00	0.00	0.00
Hitachi Ltd (TSE:6501)	0.00	0.00	109.00	8,328.28	109.00	8,079.70	(248.58)	0.00	0.00	0.00
HOYA CORP (TSE:7741)	14.00	2,124.88	0.00	0.00	14.00	2,346.74	221.86	0.00	0.00	0.00
Illinois Tool Works Inc (NYSE:ITW)	20.00	5,331.32	3.00	863.16	23.00	6,907.99	713.51	0.00	0.00	0.00
Intel Corp (NASDAQ:INTC)	80.00	5,776.64	0.00	0.00	80.00	5,517.24	(259.40)	0.00	0.00	0.00
Intertek Group PLC (LSE:ITRK)	34.00	3,785.08	0.00	0.00	34.00	2,923.08	(862.00)	0.00	0.00	0.00
JM Smucker Co (NYSE:SJM)	42.00	6,873.90	5.00	881.22	47.00	8,549.69	794.57	0.00	0.00	0.00
Johnson & Johnson (NYSE:JNJ)	33.00	6,410.81	3.00	715.06	36.00	8,469.89	1,344.02	0.00	0.00	0.00
JPMorgan Chase & Co (NYSE:JPM)	36.00	6,704.96	21.00	4,893.04	57.00	11,080.75	(517.25)	0.00	0.00	0.00
KDDI CORP (TSE:9433)	199.00	8,489.17	7.00	325.66	206.00	9,326.56	511.73	0.00	0.00	0.00
Kimberly-Clark Corp (NYSE:KMB)	41.00	7,842.32	0.00	0.00	41.00	7,591.63	(250.69)	0.00	0.00	0.00
Kirin Holdings Co., Ltd. (TSE:2503)	67.00	1,963.59	0.00	0.00	67.00	1,657.60	(305.99)	0.00	0.00	0.00
Koninklijke Ahold Delhaize N.V. (ATX:AD)	165.00	6,117.67	51.00	2,234.18	216.00	8,843.22	491.37	0.00	0.00	0.00
L3Harris Technologies Inc (NYSE:LHX)	0.00	0.00	10.00	3,112.73	10.00	3,351.27	238.54	0.00	0.00	0.00
Meiji Holdings Co.Ltd. (TSE:2269)	25.00	2,684.80	0.00	0.00	25.00	2,103.48	(581.32)	0.00	0.00	0.00
Merck & Co Inc (NYSE:MRK)	57.00	6,311.03	5.00	537.81	62.00	7,280.64	431.80	0.00	0.00	0.00
Meta Platforms Inc - Ordinary Shares - Class A (NASDAQ:META)	0.00	0.00	53.00	19,467.09	53.00	15,965.08	(3,502.01)	0.00	0.00	0.00
Meta Platforms Inc (NASDAQ:FB)	48.00	19,488.48	0.00	0.00	48.00	20,003.28	514.80	0.00	0.00	0.00

Woodhill Super Fund
Investment Movement Summary
For the period 1 July 2021 to 30 June 2022

Investment	Opening Balance		Acquisitions		Disposals			Closing Balance		
	Qty	Cost	Qty	Cost	Qty	Proceeds	Profit/(Loss)	Qty	Cost	Market Value
Michelin (CGDE)-B - Registered Shares (ATX:ML)	0.00	0.00	17.00	3,153.97	17.00	3,074.11	(79.86)	0.00	0.00	0.00
Microsoft Corp (NASDAQ:MSFT)	73.00	20,661.21	6.00	2,384.48	79.00	30,630.42	7,584.73	0.00	0.00	0.00
Moncler SPA (MTA:MONC)	32.00	1,957.17	15.00	1,446.59	47.00	3,858.52	454.76	0.00	0.00	0.00
NetApp Inc (NASDAQ:NTAP)	65.00	5,107.50	0.00	0.00	65.00	6,990.39	1,882.89	0.00	0.00	0.00
Newmont Mining Corp (NYSE:NEM)	44.00	2,981.96	0.00	0.00	44.00	3,866.13	884.17	0.00	0.00	0.00
Nintendo Co Ltd (TSE:7974)	0.00	0.00	11.00	7,253.66	11.00	6,793.86	(459.80)	0.00	0.00	0.00
Novo Nordisk - Ordinary Shares - Class B (XCSE:NOVO B)	76.00	6,098.24	8.00	1,161.49	84.00	12,567.91	5,308.18	0.00	0.00	0.00
O'Reilly Automotive Inc (NASDAQ:ORLY)	7.00	4,380.55	0.00	0.00	7.00	6,162.64	1,782.09	0.00	0.00	0.00
Paychex Inc (NASDAQ:PAYX)	72.00	9,281.44	17.00	2,971.76	89.00	15,067.48	2,814.28	0.00	0.00	0.00
Public Storage (NYSE:PSA)	13.00	4,355.79	0.00	0.00	13.00	5,864.68	1,508.89	0.00	0.00	0.00
Recordati SpA (MTA:REC)	67.00	4,635.27	0.00	0.00	67.00	4,965.57	330.30	0.00	0.00	0.00
Robert Half International Inc (NYSE:RHI)	73.00	6,561.22	5.00	788.59	78.00	10,672.46	3,322.65	0.00	0.00	0.00
Roche Holding AG (SIX XSWX:ROG)	14.00	6,136.58	0.00	0.00	14.00	6,887.10	750.52	0.00	0.00	0.00
Royal Dutch Shell PLC (LSE:RDSB)	201.00	5,174.18	218.00	6,875.98	419.00	12,090.93	40.77	0.00	0.00	0.00
Sanofi SA (XPAR:SAN)	20.00	2,716.07	22.00	3,222.40	42.00	6,096.45	157.98	0.00	0.00	0.00
Schneider Electric SE (XPAR:SU)	0.00	0.00	23.00	5,555.78	23.00	4,651.47	(904.31)	0.00	0.00	0.00
SONY CORP (TSE:6758)	42.00	4,502.82	3.00	410.19	45.00	6,155.77	1,242.76	0.00	0.00	0.00
Southwest Airlines Co (NYSE:LUV)	157.00	10,447.58	0.00	0.00	157.00	9,796.60	(650.98)	0.00	0.00	0.00
Sundrug Co Ltd (TSE:9989)	113.00	5,938.70	0.00	0.00	113.00	4,247.31	(1,691.39)	0.00	0.00	0.00
Taisei Corporation (TSE:1801)	25.00	1,399.02	0.00	0.00	25.00	1,067.34	(331.68)	0.00	0.00	0.00
Telenor ASA (XOSL:TEL)	336.00	7,914.00	0.00	0.00	336.00	6,587.78	(1,326.22)	0.00	0.00	0.00
Unilever PLC (LSE:ULVR)	113.00	9,494.76	10.00	621.87	123.00	8,236.60	(1,880.03)	0.00	0.00	0.00
Vinci SA (XPAR:DG)	9.00	1,437.37	3.00	441.94	12.00	1,638.16	(241.15)	0.00	0.00	0.00
Visa Inc - Ordinary Shares - Class A (NYSE:V)	30.00	8,358.09	4.00	1,155.46	34.00	9,895.47	381.92	0.00	0.00	0.00
Willis Towers Watson PLC (NASDAQ:WLTW)	0.00	0.00	15.00	4,733.20	15.00	4,733.20	0.00	0.00	0.00	0.00
Willis Towers Watson Public Limited Co (NASDAQ:WTW)	0.00	0.00	15.00	4,733.20	15.00	4,405.78	(327.42)	0.00	0.00	0.00
Zoetis Inc (NYSE:ZTS)	6.00	1,171.51	3.00	858.92	9.00	2,285.79	255.36	0.00	0.00	0.00
		360,744.99		146,613.09		541,821.50	34,463.42		0.00	0.00

Woodhill Super Fund
Investment Movement Summary
For the period 1 July 2021 to 30 June 2022

Investment	Opening Balance		Acquisitions		Disposals			Closing Balance		
	Qty	Cost	Qty	Cost	Qty	Proceeds	Profit/(Loss)	Qty	Cost	Market Value
<u>Listed Derivatives Market</u>										
Aristocrat Leisure Limited - Rights-Appsclose 08Nov2021 Us Prohibited (ASX:ALLR)	0.00	0.00	23.00	0.00	23.00	0.00	0.00	0.00	0.00	0.00
Transurban Group - Rights-Appsclose 08Oct2021 Us Prohibited (ASX:TCLR)	0.00	0.00	78.00	0.00	78.00	23.10	23.10	0.00	0.00	0.00
		0.00		0.00		23.10	23.10		0.00	0.00
<u>Listed Securities Market</u>										
ANZ Group Holdings Limited (ASX:ANZ)	384.00	11,051.00	228.00	6,286.89	612.00	15,374.14	(1,963.75)	0.00	0.00	0.00
Aristocrat Leisure Limited (ASX:ALL)	665.00	21,483.56	85.00	3,253.62	750.00	28,147.00	3,409.82	0.00	0.00	0.00
Australian Government Treasury Bonds - Treasury Bond 1.00% 21-11-31 Semi (ASX:GSBU31)	0.00	0.00	455.00	42,324.70	455.00	36,799.74	(5,524.96)	0.00	0.00	0.00
Australian Government Treasury Bonds - Treasury Bond 2.75% 21-11-28 Semi (ASX:GSBU28)	77.00	8,742.17	0.00	0.00	77.00	7,543.50	(1,198.67)	0.00	0.00	0.00
Australian Government Treasury Bonds - Treasury Bond 3.25% 21-04-25 Semi (ASX:GSBG25)	201.00	22,649.12	3.00	318.30	204.00	20,801.26	(2,166.16)	0.00	0.00	0.00
Australian Government Treasury Bonds - Treasury Bond 3.25% 21-04-29 Semi (ASX:GSBG29)	142.00	16,647.64	3.00	323.63	145.00	14,584.51	(2,386.76)	0.00	0.00	0.00
Australian Government Treasury Bonds - Treasury Bond 3.75% 21-04-37 Semi (ASX:GSBG37)	57.00	7,418.14	338.00	40,974.48	395.00	40,562.36	(7,830.26)	0.00	0.00	0.00
Australian Government Treasury Bonds - Treasury Bond 4.50% 21-04-33 Semi (ASX:GSBG33)	164.00	21,854.43	344.00	42,135.25	508.00	56,219.10	(7,770.58)	0.00	0.00	0.00
Australian Government Treasury Bonds - Treasury Bond 5.75% 15-07-22 Semi (ASX:GSBM22)	33.00	3,581.11	0.00	0.00	33.00	3,395.84	(185.27)	0.00	0.00	0.00
Australian Government Treasury Indexed Bonds - Treas Indexed Bond Cpi+1.25% 21-02-22 Qly (ASX:GSIC22)	36.00	4,312.49	0.00	0.00	36.00	4,314.24	1.75	0.00	0.00	0.00
Australian Government Treasury Indexed Bonds - Treas Indexed Bond Cpi+2.50% 20-09-30 Qly (ASX:GSIQ30)	29.00	4,551.85	0.00	0.00	29.00	4,244.55	(307.30)	0.00	0.00	0.00

Woodhill Super Fund
Investment Movement Summary
For the period 1 July 2021 to 30 June 2022

Investment	Opening Balance		Acquisitions		Disposals			Closing Balance		
	Qty	Cost	Qty	Cost	Qty	Proceeds	Profit/(Loss)	Qty	Cost	Market Value
Australian Government Treasury Indexed Bonds - Treas Indexed Bond Cpi+3.00% 20-09-25 Qly (ASX:GSIQ25)	29.00	4,313.80	0.00	0.00	29.00	4,238.09	(75.71)	0.00	0.00	0.00
Betashares Australian High Interest Cash ETF - Betashares Australian High Interest Cash ETF (ASX:AAA)	0.00	0.00	2,074.00	103,905.74	2,074.00	103,836.02	(69.72)	0.00	0.00	0.00
Betashares U.S. Dollar ETF - Betashares U.S. Dollar ETF (ASX:USD)	4,681.00	58,296.97	7,982.00	105,523.98	12,663.00	165,327.27	1,506.32	0.00	0.00	0.00
BHP Group Limited (ASX:BHP)	204.00	8,148.45	48.00	2,243.32	252.00	11,370.87	979.10	0.00	0.00	0.00
Bluescope Steel Limited (ASX:BSL)	269.00	4,923.33	0.00	0.00	269.00	5,735.49	812.16	0.00	0.00	0.00
Brambles Limited (ASX:BXB)	967.00	10,405.47	238.00	2,446.69	1,205.00	12,940.73	88.57	0.00	0.00	0.00
Coles Group Limited. (ASX:COL)	570.00	9,149.17	169.00	2,969.17	739.00	12,955.46	837.12	0.00	0.00	0.00
Commonwealth Bank Of Australia. (ASX:CBA)	106.00	8,230.21	22.00	2,277.11	128.00	12,895.16	2,387.84	0.00	0.00	0.00
Computershare Limited. (ASX:CPU)	582.00	7,936.93	135.00	2,899.37	717.00	14,907.36	4,071.06	0.00	0.00	0.00
CSL Limited (ASX:CSL)	96.00	27,268.94	25.00	6,878.52	121.00	32,794.48	(1,352.98)	0.00	0.00	0.00
Endeavour Group Limited (ASX:EDV)	275.00	1,487.26	494.00	3,400.51	769.00	5,343.89	456.12	0.00	0.00	0.00
Flight Centre Travel Group Limited (ASX:FLT)	962.00	16,613.75	0.00	0.00	962.00	16,186.72	(427.03)	0.00	0.00	0.00
Magellan Financial Group Limited (ASX:MFG)	314.00	16,270.68	0.00	0.00	314.00	11,953.88	(4,316.80)	0.00	0.00	0.00
National Australia Bank Limited (ASX:NAB)	276.00	7,391.13	65.00	1,946.21	341.00	10,021.29	683.95	0.00	0.00	0.00
Northern Star Resources Ltd (ASX:NST)	532.00	7,080.97	606.00	5,106.00	1,138.00	10,482.52	(1,704.45)	0.00	0.00	0.00
Qantas Airways Limited (ASX:QAN)	2,824.00	15,353.17	263.00	1,335.85	3,087.00	16,184.53	(504.49)	0.00	0.00	0.00
Sonic Healthcare Limited (ASX:SHL)	282.00	8,212.23	76.00	3,027.02	358.00	12,972.83	1,733.58	0.00	0.00	0.00
Sydney Airport - Fully Paid Ordinary/Units Stapled Securities (ASX:SYD)	1,470.00	9,762.35	0.00	0.00	1,470.00	12,044.35	2,282.00	0.00	0.00	0.00
Transurban Group - Fully Paid Ordinary/Units Stapled Securities (ASX:TCL)	896.00	12,292.47	242.00	3,200.80	1,138.00	15,876.32	383.05	0.00	0.00	0.00
Treasury Wine Estates Limited (ASX:TWE)	1,030.00	9,503.85	79.00	910.41	1,109.00	13,068.06	2,653.80	0.00	0.00	0.00
Wesfarmers Limited (ASX:WES)	294.00	14,119.11	155.00	8,419.50	449.00	23,116.01	577.40	0.00	0.00	0.00
Westpac Banking Corporation (ASX:WBC)	1,254.00	24,706.38	149.00	3,252.79	1,403.00	33,097.36	5,138.19	0.00	0.00	0.00
Wisetech Global Limited (ASX:WTC)	229.00	7,106.75	49.00	2,544.08	278.00	11,999.54	2,348.71	0.00	0.00	0.00
Woodside Energy Group Ltd (ASX:WDS)	0.00	0.00	221.00	5,765.17	221.00	7,275.99	1,510.82	0.00	0.00	0.00

Woodhill Super Fund
Investment Movement Summary
For the period 1 July 2021 to 30 June 2022

Investment	Opening Balance		Acquisitions		Disposals			Closing Balance		
	Qty	Cost	Qty	Cost	Qty	Proceeds	Profit/(Loss)	Qty	Cost	Market Value
Woodside Petroleum Ltd (ASX:WPL)	223.00	5,144.79	314.00	8,027.32	537.00	12,965.76	(206.35)	0.00	0.00	0.00
Woolworths Group Limited (ASX:WOW)	275.00	8,993.75	87.00	3,207.20	362.00	12,636.72	435.77	0.00	0.00	0.00
		425,003.42		414,903.63		834,212.94	(5,694.11)		0.00	0.00
<i>Managed Funds Market</i>										
Vanguard Active Global Growth Fund	14,589.37	21,890.85	27,285.31	40,697.34	41,874.68	50,656.89	(11,931.30)	0.00	0.00	0.00
Vanguard High Growth Index Fund	11,528.53	21,567.57	698.93	1,266.13	12,227.46	19,993.12	(2,840.58)	0.00	0.00	0.00
Vanguard International Shares Index Fund (Hedged)	21,924.36	21,536.30	1,058.82	992.11	22,983.18	19,411.60	(3,116.81)	0.00	0.00	0.00
		64,994.72		42,955.58		90,061.61	(17,888.69)		0.00	0.00
<i>Unlisted Market</i>										
Bitcoin	1.35	18,519.93	0.00	0.00	0.00	0.00	0.00	1.35	18,519.93	56,107.08
Ethereum	4.76	12,688.28	0.00	0.00	0.00	0.00	0.00	4.76	12,688.28	11,932.16
		31,208.21		0.00		0.00	0.00		31,208.21	68,039.24
Fund Total		1,007,376.29		4,554,782.28		4,569,535.30	10,903.72		1,003,526.99	1,040,358.02

Investment summary

Woodhill Super Fund

Prepared by Samuel Kerr of Nucleus Wealth (NUCLEUS)

Your adviser

Address	Level 5/447 Collins Street, Melbourne, VIC, 3000, AUS
Email Address	contact@nucleuswealth.com
Contact Number	1300 623 863

Your details

Address	59 Elliott Street, BALMAIN, NSW, 2041, AUS
Email Address	woodhillfamily@gmail.com
Contact Number	+61439624584



To access live updates, log in to your investor portal
Use your mobile phone camera to scan this image

Woodhill Super Fund

Investment summary


01 Jul 2021 to 30 Jun 2022



Your account

	\$
Starting market value	891,171.55
Total additions	-
Total withdrawals	-856,252.37
Net withdrawal	-50,000.00
Realised and unrealised gains/losses	-40,542.00
Total income net of foreign tax paid	15,404.32
Portfolio management fees	-8,319.01
Total expenses	-7,682.81
Forex movements	-
Net internal transfers	-
Ending market value	808,353.25

Asset class allocation



■ Cash & Equivalents 100%

'Cash and equivalents' in the chart above is the net of the portfolio's percentage allocation to Cash, Unsettled transactions and Income declared but not paid.

Your performance

Periods to 07 Jun 2022	Since 01/07/2021
Portfolio return before expenses (TWR)	-2.92%
Portfolio return after expenses (TWR)	-3.76%

Net portfolio value \$1,477.77

Asset class	Market value \$	% Net portfolio value
Cash & Equivalents	1,477.77	100%
Total portfolio value	1,477.77	100%

Woodhill Super Fund (SMA00365912)



Portfolio valuation

As at 30 Jun 2022

Net portfolio value \$1,477.77

Asset	Quantity	Avg unit cost \$	Actual cost \$	Unit price \$	Market value \$	Portfolio weight %	Gain/loss \$	Gain/loss %	Est income ^(a) \$	Est yield ^(b) %
Cash										
+PENDING	PENDING WITHDRAWALS	832.17	1.00	832.17	1.00	832.17	56.31%	-	-	-
AUDCASH	MAIN CASH ACCOUNT	7.42	1.00	7.42	1.00	7.42	0.5%	-	-	0.05
Totals			839.59		839.59	56.81%	-	-	0.05	0.01%
Portfolio totals			839.59		839.59	56.81%	-	-	0.05	0.01%
Income declared but not paid				638.18	638.18	43.19%				
Net portfolio totals				1,477.77	1,477.77	100%	-	-	0.05	-

(a) Estimated income

This estimation is based on historical returns and should not be regarded as an accurate indication of future earnings.

(b) Estimated yield percentage

The estimated yield is the estimated income as a percentage of the market value.

Woodhill Super Fund (SMA00365912)



Transaction history

01 Jul 2021 to 30 Jun 2022

Transactions

Asset	Type	Transaction date	Settlement date	Quantity	Net amount \$	Average price \$	Disposal method	Narration	Brokerage \$	GST \$
TAISEI ORD										
1801.TYO	Sell	7/06/2022	9/06/2022	-25	-1,067.34 JPY 102,585.35	42.6936	Minimise		3.92	0.39
DAITO TR CONST ORD										
1878.TYO	Sell	24/01/2022	26/01/2022	-2	-325.41 JPY 26,603.61	162.705	Minimise		3.07	0.30
	Sell	7/06/2022	9/06/2022	-8	-931.49 JPY 89,528.64	116.4363	Minimise		3.70	0.37
MEIJI HOLDINGS ORD										
2269.TYO	Sell	18/08/2021	20/08/2021	-25	-2,103.48 JPY 166,411.27	84.1392	Minimise		5.52	0.55
KIRIN HOLDINGS ORD										
2503.TYO	Sell	18/08/2021	20/08/2021	-67	-1,657.60 JPY 131,136.65	24.7403	Minimise		4.91	0.49
ASTELLAS PHARMA ORD										
4503.TYO	Buy	18/08/2021	20/08/2021	163	3,718.05 JPY 294,143.71	22.8101			7.70	0.77
	Sell	12/01/2022	14/01/2022	-18	-405.09 JPY 33,888.68	22.505	Minimise		3.06	0.30
	Sell	24/01/2022	26/01/2022	-31	-725.85 JPY 59,341.23	23.4145	Minimise		3.62	0.36
	Sell	7/06/2022	9/06/2022	-114	-2,466.49 JPY 237,062.20	21.6359	Minimise		5.05	0.50
BRIDGESTONE ORD										
5108.TYO	Buy	16/03/2022	18/03/2022	42	2,124.02 JPY 184,423.96	50.5719			5.53	0.55

Woodhill Super Fund (SMA00365912)



Transaction history

01 Jul 2021 to 30 Jun 2022

Transactions continued

Asset	Type	Transaction date	Settlement date	Quantity	Net amount \$	Average price \$	Disposal method	Narration	Brokerage \$	GST \$
	Sell	7/06/2022	9/06/2022	-42	-2,283.55 JPY 219,479.26	54.3702	Minimise		5.30	0.52
AMADA HOLDINGS ORD										
6113.TYO	Sell	4/11/2021	8/11/2021	-28	-386.38 JPY 32,467.90	13.7993	Minimise		2.99	0.30
	Sell	24/01/2022	26/01/2022	-49	-680.41 JPY 55,626.32	13.8859	Minimise		3.56	0.35
	Sell	7/06/2022	9/06/2022	-128	-1,436.00 JPY 138,019.06	11.2188	Minimise		3.81	0.38
HITACHI ORD										
6501.TYO	Buy	20/08/2021	24/08/2021	109	8,328.28 JPY 651,960.47	76.4062			13.97	1.39
	Sell	4/11/2021	8/11/2021	-8	-648.54 JPY 54,497.42	81.0675	Minimise		3.49	0.34
	Sell	30/11/2021	2/12/2021	-5	-430.80 JPY 34,946.17	86.16	Minimise		2.90	0.29
	Sell	24/01/2022	26/01/2022	-22	-1,675.50 JPY 136,979.02	76.1591	Minimise		4.90	0.49
	Sell	7/02/2022	9/02/2022	-7	-496.15 JPY 40,875.80	70.8786	Minimise		3.31	0.33
	Sell	7/06/2022	9/06/2022	-67	-4,828.71 JPY 464,102.69	72.0703	Minimise		8.30	0.83
SONY CORP										
6758.TYO	Sell	4/11/2021	8/11/2021	-3	-489.21 JPY 41,108.77	163.07	Minimise		3.15	0.31
	Sell	30/11/2021	2/12/2021	-2	-344.52 JPY 27,947.23	172.26	Minimise		2.84	0.28

Woodhill Super Fund (SMA00365912)



Transaction history

01 Jul 2021 to 30 Jun 2022

Transactions continued

Asset	Type	Transaction date	Settlement date	Quantity	Net amount \$	Average price \$	Disposal method	Narration	Brokerage \$	GST \$
	Sell	24/01/2022	26/01/2022	-8	-1,240.24 JPY 101,394.73	155.03	Minimise		4.31	0.43
	Sell	7/02/2022	9/02/2022	-2	-304.63 JPY 25,097.24	152.315	Minimise		2.98	0.29
	Buy	16/03/2022	18/03/2022	3	410.19 JPY 35,615.89	136.73			3.18	0.31
	Sell	7/06/2022	9/06/2022	-30	-3,777.17 JPY 363,035.83	125.9057	Minimise		6.77	0.67
HOYA ORD										
7741.TYO	Sell	18/08/2021	20/08/2021	-4	-851.30 JPY 67,348.40	212.825	Minimise		3.81	0.38
	Sell	24/01/2022	26/01/2022	-2	-358.88 JPY 29,339.92	179.44	Minimise		3.12	0.31
	Sell	7/06/2022	9/06/2022	-8	-1,136.56 JPY 109,238.08	142.07	Minimise		4.19	0.41
NINTENDO ORD										
7974.TYO	Buy	18/08/2021	20/08/2021	11	7,253.66 JPY 573,854.16	659.4236			12.51	1.25
	Sell	30/11/2021	2/12/2021	-1	-623.77 JPY 50,599.47	623.77	Minimise		2.92	0.29
	Sell	24/01/2022	26/01/2022	-2	-1,316.02 JPY 107,590.05	658.01	Minimise		4.35	0.43
	Sell	7/06/2022	9/06/2022	-8	-4,854.07 JPY 466,540.57	606.7587	Minimise		9.27	0.92
KDDI ORD										
9433.TYO	Sell	4/11/2021	8/11/2021	-19	-765.85 JPY 64,355.09	40.3079	Minimise		3.61	0.36

Woodhill Super Fund (SMA00365912)



Transaction history

01 Jul 2021 to 30 Jun 2022

Transactions continued

Asset	Type	Transaction date	Settlement date	Quantity	Net amount \$	Average price \$	Disposal method	Narration	Brokerage \$	GST \$
	Sell	1/12/2021	3/12/2021	-10	-410.32 JPY 32,855.99	41.032	Minimise		3.00	0.30
	Sell	24/01/2022	26/01/2022	-40	-1,740.54 JPY 142,296.31	43.5135	Minimise		5.00	0.50
	Buy	16/03/2022	18/03/2022	7	325.66 JPY 28,276.34	46.5229			3.06	0.30
	Sell	7/06/2022	9/06/2022	-137	-6,409.85 JPY 616,071.09	46.7872	Minimise		10.00	1.00
SUNDRUG ORD										
9989.TYO	Sell	13/10/2021	15/10/2021	-22	-909.94 JPY 76,302.36	41.3609	Minimise		3.65	0.36
	Sell	1/12/2021	3/12/2021	-8	-292.47 JPY 23,419.26	36.5588	Minimise		2.78	0.27
	Sell	12/01/2022	14/01/2022	-83	-3,044.90 JPY 254,727.89	36.6855	Minimise		6.80	0.68
BETASHARES AUSTRALIAN HIGH INTEREST CASH ETF										
AAA	Buy	7/02/2022	9/02/2022	2,021	101,249.91	50.0989			51.30	5.13
	Buy	16/03/2022	21/03/2022	53	2,655.83	50.11			1.69	0.17
	Sell	7/06/2022	9/06/2022	-2,074	-103,836.02	50.0656	Minimise		8.33	0.83
APPLE ORD										
AAPL.NSM	Sell	30/11/2021	2/12/2021	-5	-1,140.45 USD 815.16	228.09	Minimise		3.43	0.34
	Sell	24/01/2022	26/01/2022	-15	-3,309.70 USD 2,373.29	220.6467	Minimise		6.81	0.68
	Sell	7/02/2022	9/02/2022	-4	-963.65 USD 686.05	240.9125	Minimise		3.60	0.36

Woodhill Super Fund (SMA00365912)



Transaction history

01 Jul 2021 to 30 Jun 2022

Transactions continued

Asset	Type	Transaction date	Settlement date	Quantity	Net amount \$	Average price \$	Disposal method	Narration	Brokerage \$	GST \$
	Sell	7/06/2022	9/06/2022	-43	-8,775.93 USD 6,348.46	204.0914	Minimise		6.32	0.63
ABB LTD N ORD										
ABBN.SWX	Buy	4/11/2021	8/11/2021	117	5,529.97 CHF 3,718.37	47.2647			10.16	1.01
	Sell	30/11/2021	2/12/2021	-6	-287.45 CHF 188.58	47.9083	Minimise		2.90	0.29
	Sell	24/01/2022	26/01/2022	-28	-1,381.70 CHF 906.25	49.3464	Minimise		4.51	0.45
	Sell	7/02/2022	9/02/2022	-10	-479.13 CHF 316.23	47.913	Minimise		3.22	0.32
	Buy	16/03/2022	18/03/2022	12	566.52 CHF 389.03	47.21			3.39	0.33
	Sell	7/06/2022	9/06/2022	-85	-3,669.71 CHF 2,585.32	43.1731	Minimise		5.45	0.54
KONINKLIJKE AHOLD DELHAIZE ORD										
AD.AEX	Sell	18/08/2021	20/08/2021	-32	-1,468.54 EUR 906.56	45.8919	Minimise		4.62	0.46
	Sell	4/11/2021	8/11/2021	-8	-360.15 EUR 229.86	45.0187	Minimise		3.04	0.30
	Sell	1/12/2021	3/12/2021	-7	-330.75 EUR 207.18	47.25	Minimise		2.93	0.29
	Sell	24/01/2022	26/01/2022	-25	-1,121.73 EUR 710.63	44.8692	Minimise		4.15	0.41
	Sell	7/02/2022	9/02/2022	-10	-454.62 EUR 283.91	45.462	Minimise		3.20	0.32

Woodhill Super Fund (SMA00365912)



Transaction history

01 Jul 2021 to 30 Jun 2022

Transactions continued

Asset	Type	Transaction date	Settlement date	Quantity	Net amount \$	Average price \$	Disposal method	Narration	Brokerage \$	GST \$
	Buy	16/03/2022	18/03/2022	51	2,234.18 EUR 1,476.66	43.8075			5.67	0.56
	Sell	7/06/2022	9/06/2022	-134	-5,107.43 EUR 3,454.02	38.1151	Minimise		7.25	0.72
ARISTOCRAT LEISURE LIMITED FPO										
ALL	Sell	6/08/2021	10/08/2021	-55	-2,298.91	41.7984	Minimise		1.74	0.17
	Sell	18/08/2021	20/08/2021	-100	-4,253.90	42.539	Minimise		2.45	0.25
	Sell	13/10/2021	15/10/2021	-22	-987.36	44.88	Minimise		1.00	0.10
	Corp. Action	18/11/2021	18/11/2021	23	962.55	41.85		Accelerated Renounceable Rights Issue: Allotment of new shares from ALLN to ALL.	-	-
	Sell	30/11/2021	2/12/2021	-27	-1,201.38	44.4956	Minimise		1.22	0.12
	Sell	24/01/2022	27/01/2022	-99	-4,070.38	41.1149	Minimise		2.64	0.27
	Sell	7/02/2022	9/02/2022	-44	-1,790.91	40.7025	Minimise		1.53	0.15
	Buy	16/03/2022	18/03/2022	62	2,291.07	36.9527			1.91	0.19
	Sell	7/06/2022	9/06/2022	-403	-13,544.16	33.6083	Minimise		4.97	0.50
ARISTOCRAT LEISURE LIMITED FPO DEFERRED										
ALLN	Entitlement	3/11/2021	8/11/2021	23	962.55	41.85		Take Up Rights	-	-
	Corp. Action	18/11/2021	18/11/2021	-23	-962.55	41.85		Accelerated Renounceable Rights Issue: Allotment of new shares from ALLN to ALL.	-	-
ARISTOCRAT LEISURE LIMITED RIGHTS - APPLICATIONS CLOSE 08-NOV-2021 DEFERRED										
ALLR	Corp. Action	21/10/2021	21/10/2021	23	-	-		Accelerated Renounceable Rights Issue: 1 ALLR for every 20.56 ALL shares held. ALLR can	-	-

Woodhill Super Fund (SMA00365912)



Transaction history

01 Jul 2021 to 30 Jun 2022

Transactions continued

Asset	Type	Transaction date	Settlement date	Quantity	Net amount \$	Average price \$	Disposal method	Narration	Brokerage \$	GST \$
	Entitlement	3/11/2021	8/11/2021	-23	-	-		be exercised to receive ALL at A\$41.85 per new share. Take Up Rights	-	-
ALLIANZ ORD										
ALV.FRA	Sell	4/11/2021	8/11/2021	-11	-3,474.51 EUR 2,217.55	315.8645	Minimise		7.39	0.73
APPLIED MATERIAL ORD										
AMAT.NSM	Sell	10/01/2022	12/01/2022	-3	-608.33 USD 436.43	202.7767	Minimise		3.42	0.34
	Sell	24/01/2022	26/01/2022	-6	-1,119.74 USD 802.93	186.6233	Minimise		4.16	0.41
	Sell	7/02/2022	9/02/2022	-2	-381.36 USD 271.50	190.68	Minimise		3.06	0.30
	Sell	7/06/2022	9/06/2022	-19	-3,002.06 USD 2,171.67	158.0032	Minimise		6.38	0.63
AMGEN ORD										
AMGN.NSM	Sell	18/08/2021	20/08/2021	-11	-3,478.76 USD 2,507.03	316.2509	Minimise		7.39	0.74
AMERICAN TOWER CL A REIT										
AMT.NYS	Sell	30/11/2021	2/12/2021	-3	-1,108.59 USD 792.39	369.53	Minimise		3.07	0.30
	Sell	16/03/2022	18/03/2022	-17	-5,515.98 USD 4,043.14	324.4694	Minimise		10.15	1.01
	Sell	7/06/2022	9/06/2022	-23	-8,352.08 USD 6,041.85	363.1339	Minimise		11.73	1.17
AUSTRALIA AND NEW ZEALAND BANKING GROUP LIMITED FPO										

Woodhill Super Fund (SMA00365912)



Transaction history

01 Jul 2021 to 30 Jun 2022

Transactions continued

Asset	Type	Transaction date	Settlement date	Quantity	Net amount \$	Average price \$	Disposal method	Narration	Brokerage \$	GST \$
ANZ	Sell	18/08/2021	20/08/2021	-40	-1,139.97	28.4992	Minimise		1.08	0.11
	Sell	4/11/2021	8/11/2021	-16	-457.86	28.6163	Minimise		0.83	0.08
	Sell	30/11/2021	2/12/2021	-17	-457.24	26.8965	Minimise		0.97	0.10
	Buy	10/01/2022	12/01/2022	80	2,268.14	28.3517			1.79	0.18
	Sell	7/02/2022	9/02/2022	-62	-1,639.18	26.4384	Minimise		1.52	0.15
	Buy	16/03/2022	18/03/2022	148	4,018.75	27.1537			2.24	0.22
	Sell	7/06/2022	9/06/2022	-477	-11,679.89	24.4861	Minimise		3.79	0.38
ACTIVISION BLIZZARD ORD										
ATVI.NSM	Buy	18/08/2021	20/08/2021	146	16,926.88 USD 12,198.66	115.9375			25.67	2.56
	Sell	13/10/2021	15/10/2021	-9	-912.82 USD 675.39	101.4244	Minimise		3.26	0.32
	Sell	1/12/2021	3/12/2021	-9	-735.50 USD 523.21	81.7222	Minimise		3.24	0.32
	Sell	10/01/2022	12/01/2022	-34	-2,976.29 USD 2,135.25	87.5379	Minimise		6.71	0.67
	Sell	16/03/2022	18/03/2022	-68	-7,342.32 USD 5,381.82	107.9753	Minimise		12.65	1.26
	Sell	7/06/2022	9/06/2022	-26	-2,789.21 USD 2,017.70	107.2773	Minimise		6.20	0.62
BHP GROUP LIMITED FPO										
BHP	Sell	9/07/2021	13/07/2021	-17	-838.61	49.33	Minimise		1.05	0.11
	Sell	18/08/2021	20/08/2021	-98	-4,700.14	47.9606	Minimise		1.83	0.18
	Sell	4/11/2021	8/11/2021	-50	-1,803.77	36.0754	Minimise		1.04	0.10

Woodhill Super Fund (SMA00365912)



Transaction history

01 Jul 2021 to 30 Jun 2022

Transactions continued

Asset	Type	Transaction date	Settlement date	Quantity	Net amount \$	Average price \$	Disposal method	Narration	Brokerage \$	GST \$
	Buy	7/02/2022	9/02/2022	34	1,609.42	47.3359			1.45	0.15
	Buy	16/03/2022	18/03/2022	14	633.90	45.2786			1.08	0.11
	Sell	7/06/2022	9/06/2022	-87	-4,028.35	46.3029	Minimise		1.56	0.16
BOOKING HOLDINGS ORD										
BKNG.NSM	Sell	10/01/2022	12/01/2022	-5	-16,745.43 USD 12,013.51	3,349.086	Minimise		25.50	2.55
BRISTOL MYERS SQUIBB CO USD0.10										
BMY.NYS	Sell	4/11/2021	8/11/2021	-10	-797.90 USD 588.20	79.79	Minimise		2.71	0.27
	Sell	24/01/2022	26/01/2022	-17	-1,471.25 USD 1,054.99	86.5441	Minimise		4.63	0.46
	Sell	7/02/2022	9/02/2022	-4	-366.84 USD 261.16	91.71	Minimise		3.07	0.30
	Buy	16/03/2022	18/03/2022	6	573.42 USD 420.31	95.57			3.42	0.34
	Sell	7/06/2022	9/06/2022	-43	-4,501.37 USD 3,256.27	104.683	Minimise		8.33	0.83
BLUESCOPE STEEL LIMITED FPO										
BSL	Sell	18/08/2021	20/08/2021	-49	-1,238.51	25.2757	Minimise		1.39	0.14
	Sell	4/11/2021	8/11/2021	-220	-4,496.98	20.4408	Minimise		3.03	0.30
BRAMBLES LIMITED FPO										
BXB	Sell	18/08/2021	20/08/2021	-189	-2,306.73	12.2049	Minimise		1.80	0.18
	Sell	4/11/2021	8/11/2021	-36	-372.86	10.3572	Minimise		0.92	0.09
	Sell	30/11/2021	2/12/2021	-39	-391.04	10.0267	Minimise		0.87	0.09

Woodhill Super Fund (SMA00365912)



Transaction history

01 Jul 2021 to 30 Jun 2022

Transactions continued

Asset	Type	Transaction date	Settlement date	Quantity	Net amount \$	Average price \$	Disposal method	Narration	Brokerage \$	GST \$
	Buy	10/01/2022	12/01/2022	136	1,436.28	10.5609			1.44	0.14
	Sell	24/01/2022	27/01/2022	-167	-1,681.13	10.0666	Minimise		1.33	0.13
	Sell	7/02/2022	9/02/2022	-108	-1,018.34	9.4291	Minimise		1.16	0.12
	Buy	16/03/2022	18/03/2022	102	1,010.41	9.906			1.23	0.12
	Sell	7/06/2022	9/06/2022	-666	-7,170.63	10.7667	Minimise		1.07	0.11
COMMONWEALTH BANK OF AUSTRALIA. FPO										
CBA	Sell	18/08/2021	20/08/2021	-22	-2,198.38	99.9264	Minimise		1.19	0.12
	Sell	4/11/2021	8/11/2021	-3	-323.78	107.9267	Minimise		0.82	0.08
	Sell	30/11/2021	2/12/2021	-5	-466.50	93.30	Minimise		0.97	0.10
	Buy	10/01/2022	12/01/2022	17	1,753.37	103.1394			1.40	0.14
	Sell	7/02/2022	9/02/2022	-14	-1,310.79	93.6279	Minimise		1.26	0.13
	Buy	16/03/2022	18/03/2022	5	523.74	104.748			0.99	0.10
	Sell	7/06/2022	9/06/2022	-84	-8,595.71	102.3299	Minimise		2.83	0.28
CDW ORD										
CDW.NSM	Sell	30/11/2021	2/12/2021	-2	-528.82 USD 377.98	264.41	Minimise		3.25	0.32
	Sell	24/01/2022	26/01/2022	-3	-755.92 USD 542.05	251.9733	Minimise		3.66	0.36
	Sell	7/06/2022	9/06/2022	-8	-1,943.16 USD 1,405.67	242.895	Minimise		5.30	0.52
CITIZENS FINANCIAL GROUP ORD										
CFG.NYS	Sell	18/08/2021	20/08/2021	-50	-3,000.08 USD 2,162.06	60.0016	Minimise		6.74	0.67
	Sell	4/11/2021	8/11/2021	-6	-383.68	63.9467	Minimise		2.80	0.28

Woodhill Super Fund (SMA00365912)



Transaction history

01 Jul 2021 to 30 Jun 2022

Transactions continued

Asset	Type	Transaction date	Settlement date	Quantity	Net amount \$	Average price \$	Disposal method	Narration	Brokerage \$	GST \$
					USD 282.84					
	Sell	30/11/2021	2/12/2021	-6	-395.57	65.9283	Minimise		2.98	0.29
					USD 282.74					
	Buy	10/01/2022	12/01/2022	35	2,626.09	75.0311			6.11	0.61
					USD 1,884.01					
	Sell	24/01/2022	26/01/2022	-4	-275.93	68.9825	Minimise		2.73	0.27
					USD 197.86					
	Sell	7/02/2022	9/02/2022	-11	-833.16	75.7418	Minimise		3.76	0.37
					USD 593.15					
	Sell	16/03/2022	18/03/2022	-56	-3,813.48	68.0979	Minimise		7.85	0.78
					USD 2,795.23					
	Sell	7/06/2022	9/06/2022	-68	-3,819.65	56.1713	Minimise		7.18	0.71
					USD 2,763.11					
COLES GROUP LIMITED. FPO										
COL	Sell	18/08/2021	20/08/2021	-87	-1,593.87	18.3203	Minimise		1.57	0.16
	Sell	4/11/2021	8/11/2021	-23	-402.64	17.5061	Minimise		0.97	0.10
	Sell	30/11/2021	2/12/2021	-25	-450.98	18.0392	Minimise		1.02	0.10
	Buy	10/01/2022	12/01/2022	85	1,455.66	17.1254			1.47	0.15
	Sell	24/01/2022	27/01/2022	-52	-849.34	16.3335	Minimise		1.20	0.12
	Buy	16/03/2022	18/03/2022	84	1,513.51	18.018			0.81	0.08
	Sell	7/06/2022	9/06/2022	-552	-9,658.63	17.4975	Minimise		4.85	0.49
COMPUTERSHARE LIMITED. FPO										
CPU	Sell	18/08/2021	20/08/2021	-58	-927.97	15.9995	Minimise		1.13	0.11
	Sell	4/11/2021	8/11/2021	-25	-481.92	19.2768	Minimise		0.85	0.09

Woodhill Super Fund (SMA00365912)



Transaction history

01 Jul 2021 to 30 Jun 2022

Transactions continued

Asset	Type	Transaction date	Settlement date	Quantity	Net amount \$	Average price \$	Disposal method	Narration	Brokerage \$	GST \$
	Sell	30/11/2021	2/12/2021	-26	-497.32	19.1277	Minimise		1.00	0.10
	Buy	10/01/2022	12/01/2022	92	1,921.81	20.8892			1.71	0.17
	Sell	24/01/2022	27/01/2022	-282	-5,570.48	19.7535	Minimise		3.57	0.36
	Sell	7/02/2022	9/02/2022	-45	-919.29	20.4287	Minimise		1.20	0.12
	Buy	16/03/2022	18/03/2022	43	977.56	22.734			0.81	0.08
	Sell	7/06/2022	9/06/2022	-281	-6,510.38	23.1686	Minimise		2.83	0.28
CISCO SYSTEMS ORD										
CSCO.NSM	Sell	18/08/2021	20/08/2021	-42	-3,226.73 USD 2,325.40	76.8269	Minimise		7.03	0.70
	Sell	1/12/2021	3/12/2021	-4	-310.53 USD 220.90	77.6325	Minimise		2.81	0.28
	Sell	24/01/2022	26/01/2022	-8	-622.09 USD 446.08	77.7613	Minimise		3.49	0.34
	Sell	7/06/2022	9/06/2022	-25	-1,563.26 USD 1,130.85	62.5304	Minimise		4.78	0.48
CSL LIMITED FPO										
CSL	Sell	6/08/2021	10/08/2021	-3	-890.17	296.7233	Minimise		1.03	0.10
	Sell	18/08/2021	20/08/2021	-12	-3,514.54	292.8783	Minimise		1.59	0.16
	Sell	13/10/2021	15/10/2021	-4	-1,171.51	292.8775	Minimise		0.82	0.08
	Sell	30/11/2021	2/12/2021	-4	-1,233.04	308.26	Minimise		0.86	0.09
	Buy	10/01/2022	12/01/2022	14	3,921.45	280.1036			2.49	0.25
	Sell	24/01/2022	27/01/2022	-8	-2,100.08	262.51	Minimise		1.50	0.15
	Sell	7/02/2022	9/02/2022	-13	-3,313.52	254.8862	Minimise		2.04	0.20
	Buy	16/03/2022	18/03/2022	11	2,957.07	268.8245			2.19	0.22

Transaction history

01 Jul 2021 to 30 Jun 2022

Transactions continued

Asset	Type	Transaction date	Settlement date	Quantity	Net amount \$	Average price \$	Disposal method	Narration	Brokerage \$	GST \$
	Sell	7/06/2022	9/06/2022	-77	-20,571.62	267.1639	Minimise		6.18	0.62
COGNIZANT TECHNOLOGY SOLUTN CL A ORD										
CTSH.NSM	Sell	30/11/2021	2/12/2021	-4	-438.17 USD 313.19	109.5425	Minimise		2.80	0.28
	Sell	24/01/2022	26/01/2022	-11	-1,276.21 USD 915.13	116.0191	Minimise		4.37	0.43
	Sell	7/02/2022	9/02/2022	-3	-365.84 USD 260.45	121.9467	Minimise		3.03	0.30
	Buy	16/03/2022	18/03/2022	4	489.50 USD 358.80	122.375			3.30	0.33
	Sell	7/06/2022	9/06/2022	-34	-3,462.27 USD 2,504.59	101.8315	Minimise		6.51	0.65
DBS GROUP HOLDINGS ORD										
D05.SES	Sell	18/08/2021	20/08/2021	-65	-2,013.70 SGD 1,980.99	30.98	Minimise		4.57	0.45
	Sell	30/11/2021	2/12/2021	-19	-601.34 SGD 584.46	31.6495	Minimise		2.97	0.29
	Buy	10/01/2022	12/01/2022	105	3,787.12 SGD 3,681.25	36.0678			7.73	0.77
	Sell	24/01/2022	26/01/2022	-56	-2,060.68 SGD 1,986.10	36.7979	Minimise		5.42	0.54
	Sell	7/02/2022	9/02/2022	-21	-786.90 SGD 755.59	37.4714	Minimise		3.62	0.36
	Sell	16/03/2022	18/03/2022	-40	-1,377.23 SGD 1,370.92	34.4308	Minimise		4.52	0.45
	Sell	7/06/2022	9/06/2022	-162	-4,997.37	30.848	Minimise		8.48	0.85

Woodhill Super Fund (SMA00365912)



Transaction history

01 Jul 2021 to 30 Jun 2022

Transactions continued

Asset	Type	Transaction date	Settlement date	Quantity	Net amount \$	Average price \$	Disposal method	Narration	Brokerage \$	GST \$	
					SGD 4,970.34						
VINCI ORD											
DG.PAR	Buy	4/11/2021	8/11/2021	3	441.94	147.3133			2.88	0.28	
					EUR 282.06						
	Sell	24/01/2022	26/01/2022	-2	-299.97	149.985	Minimise		2.83	0.28	
					EUR 190.03						
	Sell	7/06/2022	9/06/2022	-10	-1,338.19	133.819	Minimise		3.67	0.36	
					EUR 904.98						
DIRECT LINE INSURANCE GROUP ORD											
DLG.LSE	Sell	4/11/2021	8/11/2021	-377	-1,940.03	5.146	Minimise		5.29	0.53	
					GBP 1,064.28						
EUROAPI ORD											
EAPI.PAR	Buy (DRP)	10/05/2022	10/05/2022	1	20.15	20.15		DRP Allocation	-	-	
	Sell	7/06/2022	9/06/2022	-1	-18.50	18.50	Minimise		2.67	0.26	
					EUR 12.51						
EBAY ORD											
EBAY.NSM	Sell	30/11/2021	2/12/2021	-5	-473.09	94.618	Minimise		2.95	0.29	
					USD 338.15						
	Sell	24/01/2022	26/01/2022	-13	-1,054.92	81.1477	Minimise		4.07	0.40	
					USD 756.45						
	Buy	7/02/2022	9/02/2022	9	752.62	83.6244			3.66	0.36	
					USD 535.81						
	Sell	16/03/2022	18/03/2022	-6	-440.45	73.4083	Minimise		3.25	0.32	
					USD 322.84						
	Sell	7/06/2022	9/06/2022	-45	-2,931.54	65.1453	Minimise		6.35	0.63	
					USD 2,120.66						

Woodhill Super Fund (SMA00365912)



Transaction history

01 Jul 2021 to 30 Jun 2022

Transactions continued

Asset	Type	Transaction date	Settlement date	Quantity	Net amount \$	Average price \$	Disposal method	Narration	Brokerage \$	GST \$
EDP ORD										
EDP.LIS	Sell	30/11/2021	2/12/2021	-36	-273.10 EUR 172.44	7.5861	Minimise		2.89	0.29
	Buy	16/03/2022	18/03/2022	76	494.67 EUR 326.95	6.5088			3.31	0.33
	Sell	7/06/2022	9/06/2022	-512	-3,586.76 EUR 2,425.63	7.0054	Minimise		3.69	0.37
ENDEAVOUR GROUP LIMITED FPO										
EDV	Buy	6/08/2021	10/08/2021	349	2,411.48	6.9097			1.97	0.20
	Sell	4/11/2021	8/11/2021	-112	-789.43	7.0485	Minimise		0.90	0.09
	Buy	10/01/2022	12/01/2022	67	445.10	6.6433			1.00	0.10
	Sell	24/01/2022	27/01/2022	-57	-361.27	6.3381	Minimise		0.82	0.08
	Sell	7/02/2022	9/02/2022	-83	-520.67	6.2731	Minimise		1.02	0.10
	Buy	16/03/2022	18/03/2022	78	543.93	6.9735			1.05	0.11
	Sell	7/06/2022	9/06/2022	-517	-3,672.52	7.1035	Minimise		2.30	0.23
ENDESA ORD										
ELE.MCE	Sell	3/12/2021	7/12/2021	-14	-435.52 EUR 270.09	31.1086	Minimise		2.84	0.28
	Buy	16/03/2022	18/03/2022	19	540.46 EUR 357.21	28.4453			3.35	0.33
	Sell	7/06/2022	9/06/2022	-121	-3,708.76 EUR 2,508.14	30.6509	Minimise		6.92	0.69
ENGIE ORD										
ENGI.PAR	Sell	3/12/2021	7/12/2021	-14	-289.17 EUR 179.33	20.655	Minimise		2.77	0.27

Woodhill Super Fund (SMA00365912)



Transaction history

01 Jul 2021 to 30 Jun 2022

Transactions continued

Asset	Type	Transaction date	Settlement date	Quantity	Net amount \$	Average price \$	Disposal method	Narration	Brokerage \$	GST \$
	Buy	16/03/2022	18/03/2022	21	380.30 EUR 251.36	18.1095			3.15	0.31
	Sell	7/06/2022	9/06/2022	-138	-2,559.52 EUR 1,730.94	18.5472	Minimise		5.62	0.56
EXPEDIA ORD										
EXPE.NSM	Buy	6/08/2021	10/08/2021	5	1,014.45 USD 745.42	202.89			2.74	0.27
	Sell	13/10/2021	15/10/2021	-5	-1,130.56 USD 836.50	226.112	Minimise		3.40	0.34
	Sell	4/11/2021	8/11/2021	-2	-431.80 USD 318.32	215.90	Minimise		3.15	0.31
	Sell	30/11/2021	2/12/2021	-3	-674.48 USD 482.10	224.8267	Minimise		3.07	0.30
	Buy	10/01/2022	12/01/2022	42	10,440.66 USD 7,490.34	248.5871			14.47	1.44
	Sell	24/01/2022	26/01/2022	-2	-460.46 USD 330.18	230.23	Minimise		2.67	0.26
	Sell	16/03/2022	18/03/2022	-9	-2,342.86 USD 1,717.28	260.3178	Minimise		5.84	0.58
	Sell	7/06/2022	9/06/2022	-74	-13,397.38 USD 9,691.59	181.0457	Minimise		18.77	1.87
META PLATFORMS CL A ORD										
FB.NSM	Sell	13/10/2021	15/10/2021	-16	-7,010.96 USD 5,187.40	438.185	Minimise		11.94	1.19
	Corp. Action	1/11/2021	1/11/2021	-	-	-		Name change from FACEBOOK CL A ORD to META PLATFORMS CL A ORD	-	-

Transaction history

01 Jul 2021 to 30 Jun 2022

Transactions continued

Asset	Type	Transaction date	Settlement date	Quantity	Net amount \$	Average price \$	Disposal method	Narration	Brokerage \$	GST \$
	Sell	30/11/2021	2/12/2021	-3	-1,371.96 USD 980.63	457.32	Minimise		4.28	0.42
	Sell	24/01/2022	26/01/2022	-8	-3,322.67 USD 2,382.59	415.3338	Minimise		7.03	0.70
	Buy	7/02/2022	9/02/2022	15	4,835.55 USD 3,442.56	322.37			9.20	0.92
	Buy	16/03/2022	18/03/2022	6	1,639.22 USD 1,201.53	273.2033			4.69	0.47
	Sell	7/06/2022	9/06/2022	-42	-11,270.45 USD 8,152.98	268.344	Minimise		15.00	1.50
FLIGHT CENTRE TRAVEL GROUP LIMITED FPO										
FLT	Sell	6/08/2021	10/08/2021	-215	-3,254.99	15.1395	Minimise		2.42	0.24
	Sell	18/08/2021	20/08/2021	-246	-3,470.83	14.1091	Minimise		2.50	0.25
	Sell	4/11/2021	8/11/2021	-23	-459.06	19.9591	Minimise		1.00	0.10
	Sell	30/11/2021	2/12/2021	-26	-462.17	17.7758	Minimise		0.96	0.10
	Sell	24/01/2022	27/01/2022	-44	-728.27	16.5516	Minimise		1.12	0.11
	Sell	16/03/2022	18/03/2022	-408	-7,811.40	19.1456	Minimise		4.68	0.47
FLEETCOR TECHNOLOGIES ORD										
FLT.NYS	Sell	4/11/2021	8/11/2021	-1	-325.60 USD 240.03	325.60	Minimise		2.83	0.28
	Sell	24/01/2022	26/01/2022	-4	-1,239.86 USD 889.07	309.965	Minimise		4.32	0.43
	Sell	7/06/2022	9/06/2022	-10	-3,388.56 USD 2,451.26	338.856	Minimise		7.27	0.73
ASSICURAZIONI GENERALI ORD										

Woodhill Super Fund (SMA00365912)



Transaction history

01 Jul 2021 to 30 Jun 2022

Transactions continued

Asset	Type	Transaction date	Settlement date	Quantity	Net amount \$	Average price \$	Disposal method	Narration	Brokerage \$	GST \$
G.MIL	Buy	4/11/2021	8/11/2021	124	3,715.29 EUR 2,371.22	29.962			7.69	0.76
	Buy	10/01/2022	12/01/2022	46	1,352.84 EUR 856.26	29.4096			4.45	0.44
	Sell	24/01/2022	26/01/2022	-44	-1,238.07 EUR 784.33	28.138	Minimise		4.32	0.43
	Buy	7/02/2022	9/02/2022	24	705.39 EUR 440.52	29.3912			3.60	0.36
	Sell	16/03/2022	18/03/2022	-19	-528.52 EUR 349.32	27.8168	Minimise		3.36	0.33
	Sell	7/06/2022	9/06/2022	-131	-3,258.36 EUR 2,203.54	24.873	Minimise		5.73	0.57
ALPHABET CL C ORD										
GOOG.NSM	Sell	18/08/2021	20/08/2021	-1	-3,803.86 USD 2,741.32	3,803.86	Minimise		2.95	0.29
	Sell	30/11/2021	2/12/2021	-1	-4,008.31 USD 2,865.01	4,008.31	Minimise		7.92	0.79
	Sell	7/06/2022	9/06/2022	-6	-19,320.84 USD 13,976.58	3,220.14	Minimise		22.42	2.24
AUSTRALIAN GOVERNMENT TREASURY BONDS TREASURY BOND 3.25% 21-04-25 SEMI										
GSBG25	Sell	13/10/2021	15/10/2021	-10	-1,085.63	108.563	Minimise		1.10	0.11
	Sell	1/12/2021	3/12/2021	-11	-1,181.20	107.3818	Minimise		1.18	0.12
	Buy	16/03/2022	18/03/2022	3	318.30	106.10			0.87	0.09
	Sell	28/04/2022	2/05/2022	-102	-10,354.75	101.5172	Minimise		5.95	0.60
	Sell	7/06/2022	9/06/2022	-81	-8,179.68	100.9837	Minimise		4.88	0.49

Woodhill Super Fund (SMA00365912)



Transaction history

01 Jul 2021 to 30 Jun 2022

Transactions continued

Asset	Type	Transaction date	Settlement date	Quantity	Net amount \$	Average price \$	Disposal method	Narration	Brokerage \$	GST \$
AUSTRALIAN GOVERNMENT TREASURY BONDS TREASURY BOND 3.25% 21-04-29 SEMI										
GSBG29	Sell	4/11/2021	8/11/2021	-6	-666.01	111.0017	Minimise		1.06	0.11
	Sell	1/12/2021	3/12/2021	-7	-786.00	112.2857	Minimise		1.04	0.11
	Buy	16/03/2022	18/03/2022	3	323.63	107.8767			0.88	0.09
	Sell	7/06/2022	9/06/2022	-132	-13,132.50	99.4886	Minimise		7.36	0.74
AUSTRALIAN GOVERNMENT TREASURY BONDS TREASURY BOND 4.50% 21-04-33 SEMI										
GSBG33	Sell	13/10/2021	15/10/2021	-11	-1,412.66	128.4236	Minimise		1.26	0.13
	Buy	3/11/2021	5/11/2021	208	26,590.89	127.8408			14.08	1.41
	Sell	30/11/2021	2/12/2021	-20	-2,577.00	128.85	Minimise		1.45	0.15
	Sell	7/02/2022	9/02/2022	-6	-757.26	126.21	Minimise		1.04	0.10
	Buy	16/03/2022	18/03/2022	12	1,458.09	121.5075			1.39	0.14
	Buy	28/04/2022	2/05/2022	124	14,086.27	113.599			7.83	0.78
	Sell	7/06/2022	9/06/2022	-471	-51,472.18	109.2828	Minimise		26.19	2.62
AUSTRALIAN GOVERNMENT TREASURY BONDS TREASURY BOND 3.75% 21-04-37 SEMI										
GSBG37	Buy	25/10/2021	27/10/2021	132	16,054.96	121.6285			8.81	0.88
	Buy	3/11/2021	5/11/2021	193	23,422.89	121.3621			12.49	1.25
	Sell	30/11/2021	2/12/2021	-22	-2,714.61	123.3914	Minimise		1.47	0.15
	Sell	7/02/2022	9/02/2022	-6	-722.55	120.425	Minimise		1.12	0.11
	Buy	16/03/2022	18/03/2022	13	1,496.63	115.1254			1.45	0.15
	Sell	7/06/2022	9/06/2022	-367	-37,125.20	101.1586	Minimise		18.16	1.82
AUSTRALIAN GOVERNMENT TREASURY BONDS TREASURY BOND 5.75% 15-07-22 SEMI										
GSBM22	Sell	1/12/2021	3/12/2021	-3	-315.94	105.3133	Minimise		0.90	0.09
	Sell	7/06/2022	9/06/2022	-30	-3,079.90	102.6633	Minimise		2.33	0.24

Transaction history

01 Jul 2021 to 30 Jun 2022

Transactions continued

Asset	Type	Transaction date	Settlement date	Quantity	Net amount \$	Average price \$	Disposal method	Narration	Brokerage \$	GST \$
AUSTRALIAN GOVERNMENT TREASURY BONDS TREASURY BOND 2.75% 21-11-28 SEMI										
GSBU28	Sell	4/11/2021	8/11/2021	-7	-759.88	108.5543	Minimise		1.14	0.11
	Sell	1/12/2021	3/12/2021	-3	-323.14	107.7133	Minimise		0.89	0.09
	Sell	7/06/2022	9/06/2022	-67	-6,460.48	96.4251	Minimise		4.02	0.40
AUSTRALIAN GOVERNMENT TREASURY BONDS TREASURY BOND 1.00% 21-11-31 SEMI										
GSBU31	Buy	13/10/2021	15/10/2021	64	6,047.07	94.4855			3.81	0.38
	Buy	14/10/2021	18/10/2021	48	4,554.74	94.8904			3.07	0.31
	Buy	15/10/2021	19/10/2021	30	2,856.34	95.2113			2.22	0.22
	Buy	29/10/2021	2/11/2021	58	5,382.95	92.8095			3.35	0.34
	Buy	1/11/2021	3/11/2021	241	22,251.54	92.33			11.91	1.19
	Sell	30/11/2021	2/12/2021	-24	-2,249.93	93.7471	Minimise		1.37	0.14
	Sell	7/02/2022	9/02/2022	-7	-640.23	91.4614	Minimise		0.88	0.09
	Buy	16/03/2022	18/03/2022	14	1,232.06	88.0043			1.33	0.13
	Sell	7/06/2022	9/06/2022	-424	-33,909.58	79.9754	Minimise		17.18	1.72
AUSTRALIAN GOVERNMENT TREASURY INDEXED BONDS TREAS INDEXED BOND CPI+1.25% 21-02-22 QLY										
GSIC22	Sell	21/02/2022	21/02/2022	-36	-4,314.24	119.84	Minimise	Final redemption: A\$100 for each GSIC22 bond held.	-	-
AUSTRALIAN GOVERNMENT TREASURY INDEXED BONDS TREAS INDEXED BOND CPI+3.00% 20-09-25 QLY										
GSIQ25	Sell	4/11/2021	8/11/2021	-4	-593.04	148.26	Minimise		0.98	0.10
	Sell	1/12/2021	3/12/2021	-2	-296.52	148.26	Minimise		0.94	0.10
	Sell	7/06/2022	9/06/2022	-23	-3,348.53	145.5883	Minimise		2.47	0.24
AUSTRALIAN GOVERNMENT TREASURY INDEXED BONDS TREAS INDEXED BOND CPI+2.50% 20-09-30 QLY										
GSIQ30	Sell	4/11/2021	8/11/2021	-3	-468.27	156.09	Minimise		0.93	0.09

Woodhill Super Fund (SMA00365912)



Transaction history

01 Jul 2021 to 30 Jun 2022

Transactions continued

Asset	Type	Transaction date	Settlement date	Quantity	Net amount \$	Average price \$	Disposal method	Narration	Brokerage \$	GST \$
	Sell	7/02/2022	9/02/2022	-2	-313.45	156.725	Minimise		0.94	0.09
	Sell	7/06/2022	9/06/2022	-24	-3,462.83	144.2846	Minimise		2.52	0.25
INTEL ORD										
INTC.NSM	Sell	18/08/2021	20/08/2021	-38	-2,768.60 USD 1,995.24	72.8579	Minimise		6.24	0.62
	Sell	4/11/2021	8/11/2021	-8	-541.11 USD 398.90	67.6388	Minimise		3.05	0.30
	Sell	24/01/2022	26/01/2022	-9	-639.77 USD 458.76	71.0856	Minimise		3.28	0.32
	Sell	16/03/2022	18/03/2022	-25	-1,567.76 USD 1,149.15	62.7104	Minimise		4.71	0.47
INTERTEK GROUP ORD										
ITRK.LSE	Sell	4/11/2021	8/11/2021	-6	-554.88 GBP 304.40	92.48	Minimise		3.33	0.33
	Sell	24/01/2022	26/01/2022	-7	-696.46 GBP 370.60	99.4943	Minimise		3.58	0.35
	Sell	7/06/2022	9/06/2022	-21	-1,671.74 GBP 960.91	79.6067	Minimise		4.47	0.44
ILLINOIS TOOL ORD										
ITW.NYS	Sell	1/12/2021	3/12/2021	-2	-659.23 USD 468.95	329.615	Minimise		2.94	0.29
	Sell	24/01/2022	26/01/2022	-4	-1,308.59 USD 938.35	327.1475	Minimise		4.40	0.44
	Sell	7/02/2022	9/02/2022	-2	-630.84 USD 449.11	315.42	Minimise		3.42	0.34
	Buy	16/03/2022	18/03/2022	3	863.16	287.72			3.81	0.38

Woodhill Super Fund (SMA00365912)



Transaction history

01 Jul 2021 to 30 Jun 2022

Transactions continued

Asset	Type	Transaction date	Settlement date	Quantity	Net amount \$	Average price \$	Disposal method	Narration	Brokerage \$	GST \$
					USD 632.68					
	Sell	7/06/2022	9/06/2022	-15	-4,309.33	287.2887	Minimise		7.35	0.73
					USD 3,117.35					
JOHNSON & JOHNSON ORD										
JNJ.NYS	Sell	4/11/2021	8/11/2021	-8	-1,772.97	221.6213	Minimise		4.59	0.46
					USD 1,307.01					
	Sell	1/12/2021	3/12/2021	-2	-442.56	221.28	Minimise		3.22	0.32
					USD 314.82					
	Sell	24/01/2022	26/01/2022	-5	-1,124.17	224.834	Minimise		3.91	0.39
					USD 806.11					
	Sell	7/02/2022	9/02/2022	-2	-477.61	238.805	Minimise		2.81	0.28
					USD 340.02					
	Buy	16/03/2022	18/03/2022	3	715.06	238.3533			3.48	0.34
					USD 524.13					
	Sell	7/06/2022	9/06/2022	-19	-4,652.58	244.8726	Minimise		3.79	0.38
					USD 3,365.64					
JPMORGAN CHASE & CO COM STK USD1										
JPM.NYS	Sell	18/08/2021	20/08/2021	-12	-2,605.57	217.1308	Minimise		5.94	0.59
					USD 1,877.75					
	Sell	30/11/2021	2/12/2021	-2	-441.63	220.815	Minimise		3.18	0.31
					USD 315.66					
	Buy	10/01/2022	12/01/2022	21	4,893.04	233.0019			9.25	0.92
					USD 3,510.37					
	Sell	24/01/2022	26/01/2022	-8	-1,581.82	197.7275	Minimise		4.53	0.45
					USD 1,134.28					
	Sell	7/02/2022	9/02/2022	-3	-638.43	212.81	Minimise		3.03	0.30

Woodhill Super Fund (SMA00365912)



Transaction history

01 Jul 2021 to 30 Jun 2022

Transactions continued

Asset	Type	Transaction date	Settlement date	Quantity	Net amount \$	Average price \$	Disposal method	Narration	Brokerage \$	GST \$
					USD 454.52					
	Sell	16/03/2022	18/03/2022	-13	-2,424.64	186.5108	Minimise		5.79	0.58
					USD 1,777.23					
	Sell	7/06/2022	9/06/2022	-19	-3,388.66	178.3505	Minimise		2.76	0.27
					USD 2,451.35					
KIMBERLY CLARK ORD										
KMB.NYS	Sell	6/08/2021	10/08/2021	-22	-3,979.16	180.8709	Minimise		7.94	0.79
					USD 2,923.88					
	Sell	18/08/2021	20/08/2021	-19	-3,612.47	190.13	Minimise		7.51	0.75
					USD 2,603.39					
L3HARRIS TECHNOLOGIES ORD										
LHX.NYS	Buy	10/01/2022	12/01/2022	10	3,112.73	311.273			6.87	0.68
					USD 2,233.13					
	Sell	7/06/2022	9/06/2022	-10	-3,351.27	335.127	Minimise		7.22	0.71
					USD 2,424.29					
SOUTHWEST AIRLINES ORD										
LUV.NYS	Sell	13/10/2021	15/10/2021	-42	-2,899.44	69.0343	Minimise		6.48	0.64
					USD 2,145.29					
	Sell	30/11/2021	2/12/2021	-9	-549.82	61.0911	Minimise		2.83	0.28
					USD 393.00					
	Sell	16/03/2022	18/03/2022	-46	-2,666.80	57.9739	Minimise		6.28	0.62
					USD 1,954.73					
	Sell	7/06/2022	9/06/2022	-60	-3,680.54	61.3423	Minimise		6.11	0.61
					USD 2,662.48					
MAGELLAN FINANCIAL GROUP LIMITED FPO										
MFG	Sell	6/08/2021	10/08/2021	-145	-7,266.99	50.1172	Minimise		4.42	0.44

Woodhill Super Fund (SMA00365912)



Transaction history

01 Jul 2021 to 30 Jun 2022

Transactions continued

Asset	Type	Transaction date	Settlement date	Quantity	Net amount \$	Average price \$	Disposal method	Narration	Brokerage \$	GST \$
	Sell	18/08/2021	20/08/2021	-59	-2,687.24	45.5464	Minimise		2.11	0.21
	Sell	30/11/2021	2/12/2021	-11	-367.55	33.4136	Minimise		0.97	0.10
	Sell	7/02/2022	9/02/2022	-99	-1,632.10	16.4859	Minimise		1.61	0.16
MICHELIN ORD										
ML.PAR	Buy	16/03/2022	25/03/2022	17	3,153.97 EUR 2,084.59	185.5276			6.92	0.69
	Sell	7/06/2022	9/06/2022	-17	-3,074.11 EUR 2,076.10	180.83	Minimise		6.84	0.68
3M ORD										
MMM.NYS	Sell	30/11/2021	2/12/2021	-2	-479.10 USD 342.45	239.55	Minimise		3.13	0.31
	Buy	10/01/2022	12/01/2022	7	1,741.46 USD 1,249.36	248.78			4.96	0.49
	Sell	24/01/2022	26/01/2022	-5	-1,190.26 USD 853.50	238.052	Minimise		4.01	0.40
	Sell	7/06/2022	9/06/2022	-17	-3,423.00 USD 2,476.18	201.3529	Minimise		5.06	0.50
MONCLER ORD										
MONC.MIL	Sell	6/08/2021	10/08/2021	-17	-1,592.16 EUR 992.32	93.6565	Minimise		4.82	0.48
	Buy	18/08/2021	20/08/2021	15	1,446.59 EUR 893.01	96.4393			4.39	0.43
	Sell	1/12/2021	3/12/2021	-4	-411.44 EUR 257.73	102.86	Minimise		2.92	0.29
	Sell	24/01/2022	26/01/2022	-5	-441.58 EUR 279.75	88.316	Minimise		3.23	0.32

Woodhill Super Fund (SMA00365912)



Transaction history

01 Jul 2021 to 30 Jun 2022

Transactions continued

Asset	Type	Transaction date	Settlement date	Quantity	Net amount \$	Average price \$	Disposal method	Narration	Brokerage \$	GST \$
	Sell	7/06/2022	9/06/2022	-21	-1,413.34 EUR 955.80	67.3019	Minimise		4.57	0.45
MERCK & CO ORD										
MRK.NYS	Sell	13/10/2021	15/10/2021	-9	-958.57 USD 709.24	106.5078	Minimise		3.64	0.36
	Sell	24/01/2022	26/01/2022	-13	-1,411.77 USD 1,012.34	108.5977	Minimise		4.54	0.45
	Sell	7/02/2022	9/02/2022	-4	-435.31 USD 309.91	108.8275	Minimise		3.13	0.31
	Buy	16/03/2022	18/03/2022	5	537.81 USD 394.21	107.562			3.31	0.33
	Sell	7/06/2022	9/06/2022	-36	-4,474.99 USD 3,237.18	124.3053	Minimise		8.21	0.82
MICROSOFT ORD										
MSFT.NSM	Sell	13/10/2021	15/10/2021	-10	-3,979.97 USD 2,944.77	397.997	Minimise		7.35	0.73
	Sell	30/11/2021	2/12/2021	-3	-1,388.13 USD 992.19	462.71	Minimise		4.45	0.44
	Sell	24/01/2022	26/01/2022	-15	-6,041.06 USD 4,331.88	402.7373	Minimise		9.85	0.98
	Sell	7/02/2022	9/02/2022	-3	-1,273.22 USD 906.44	424.4067	Minimise		3.89	0.39
	Buy	16/03/2022	18/03/2022	6	2,384.48 USD 1,747.79	397.4133			5.26	0.52
	Sell	7/06/2022	9/06/2022	-48	-17,948.04 USD 12,983.51	373.9175	Minimise		17.94	1.79
NATIONAL AUSTRALIA BANK LIMITED FPO										

Woodhill Super Fund (SMA00365912)



Transaction history

01 Jul 2021 to 30 Jun 2022

Transactions continued

Asset	Type	Transaction date	Settlement date	Quantity	Net amount \$	Average price \$	Disposal method	Narration	Brokerage \$	GST \$
NAB	Sell	18/08/2021	20/08/2021	-47	-1,298.75	27.633	Minimise		0.89	0.09
	Sell	4/11/2021	8/11/2021	-10	-285.02	28.502	Minimise		0.84	0.09
	Sell	30/11/2021	2/12/2021	-12	-327.99	27.3325	Minimise		0.95	0.10
	Buy	10/01/2022	12/01/2022	39	1,145.94	29.3831			1.14	0.11
	Sell	7/02/2022	9/02/2022	-39	-1,071.67	27.4787	Minimise		1.16	0.12
	Buy	16/03/2022	18/03/2022	26	800.27	30.7796			1.15	0.12
	Sell	7/06/2022	9/06/2022	-233	-7,037.86	30.2054	Minimise		1.34	0.14
NEWMONT GOLDCORP ORD										
NEM.NYS	Sell	18/08/2021	20/08/2021	-15	-1,190.15 USD 857.70	79.3433	Minimise		3.67	0.36
	Sell	24/01/2022	26/01/2022	-9	-776.54 USD 556.84	86.2822	Minimise		3.69	0.37
	Sell	16/03/2022	18/03/2022	-6	-588.94 USD 431.68	98.1567	Minimise		3.45	0.34
	Sell	7/06/2022	9/06/2022	-14	-1,310.50 USD 948.01	93.6071	Minimise		4.08	0.41
NOVO NORDISK B ORD										
NOVO B.CPH	Sell	18/08/2021	20/08/2021	-6	-867.55 DKK 3,982.87	144.5917	Minimise		3.81	0.38
	Sell	4/11/2021	8/11/2021	-2	-308.08 DKK 1,467.80	154.04	Minimise		2.67	0.26
	Sell	10/01/2022	12/01/2022	-3	-415.29 DKK 1,962.78	138.43	Minimise		2.83	0.28
	Sell	24/01/2022	26/01/2022	-16	-2,077.37 DKK 9,796.80	129.8356	Minimise		5.43	0.54

Woodhill Super Fund (SMA00365912)



Transaction history

01 Jul 2021 to 30 Jun 2022

Transactions continued

Asset	Type	Transaction date	Settlement date	Quantity	Net amount \$	Average price \$	Disposal method	Narration	Brokerage \$	GST \$
	Sell	7/02/2022	9/02/2022	-6	-840.48 DKK 3,907.35	140.08	Minimise		3.70	0.37
	Buy	16/03/2022	18/03/2022	8	1,161.49 DKK 5,712.72	145.1863			4.22	0.42
	Sell	7/06/2022	9/06/2022	-51	-8,059.14 DKK 40,545.23	158.0224	Minimise		10.02	1.00
NORTHERN STAR RESOURCES LTD FPO										
NST	Sell	18/08/2021	20/08/2021	-93	-890.57	9.576	Minimise		0.88	0.09
	Sell	30/11/2021	2/12/2021	-43	-406.79	9.4602	Minimise		0.80	0.08
	Buy	7/02/2022	9/02/2022	606	5,106.00	8.4257			3.28	0.33
	Sell	16/03/2022	18/03/2022	-323	-3,402.77	10.5349	Minimise		2.03	0.20
	Sell	7/06/2022	9/06/2022	-679	-5,782.39	8.516	Minimise		3.68	0.37
NETAPP ORD										
NTAP.NSM	Sell	4/11/2021	8/11/2021	-6	-736.50 USD 542.94	122.75	Minimise		3.58	0.35
	Sell	30/11/2021	2/12/2021	-3	-375.55 USD 268.43	125.1833	Minimise		2.99	0.30
	Sell	24/01/2022	26/01/2022	-14	-1,646.32 USD 1,180.53	117.5943	Minimise		4.87	0.48
	Sell	7/02/2022	9/02/2022	-5	-610.39 USD 434.55	122.078	Minimise		3.39	0.33
	Sell	7/06/2022	9/06/2022	-37	-3,621.63 USD 2,619.86	97.8819	Minimise		6.80	0.67
OREILLY AUTOMOTIVE ORD										
ORLY.NSM	Sell	24/01/2022	26/01/2022	-2	-1,795.85	897.925	Minimise		5.03	0.50

Woodhill Super Fund (SMA00365912)



Transaction history

01 Jul 2021 to 30 Jun 2022

Transactions continued

Asset	Type	Transaction date	Settlement date	Quantity	Net amount \$	Average price \$	Disposal method	Narration	Brokerage \$	GST \$
					USD 1,287.75					
	Sell	7/06/2022	9/06/2022	-5	-4,366.79	873.358	Minimise		6.90	0.69
					USD 3,158.91					
PAYCHEX ORD										
PAYX.NSM	Sell	4/11/2021	8/11/2021	-39	-6,517.80	167.1231	Minimise		11.54	1.15
					USD 4,804.85					
	Sell	30/11/2021	2/12/2021	-2	-336.78	168.39	Minimise		2.82	0.28
					USD 240.72					
	Buy	10/01/2022	12/01/2022	13	2,294.83	176.5254			5.69	0.57
					USD 1,646.36					
	Sell	24/01/2022	26/01/2022	-10	-1,638.04	163.804	Minimise		4.86	0.48
					USD 1,174.59					
	Sell	7/02/2022	9/02/2022	-3	-502.30	167.4333	Minimise		3.23	0.32
					USD 357.60					
	Buy	16/03/2022	18/03/2022	4	676.93	169.2325			3.51	0.35
					USD 496.18					
	Sell	7/06/2022	9/06/2022	-35	-6,072.56	173.5017	Minimise		9.46	0.94
					USD 4,392.86					
PUBLIC STORAGE REIT ORD										
PSA.NYS	Sell	10/01/2022	12/01/2022	-1	-496.07	496.07	Minimise		3.32	0.33
					USD 355.89					
	Sell	7/06/2022	9/06/2022	-12	-5,368.61	447.3842	Minimise		7.38	0.73
					USD 3,883.62					
QANTAS AIRWAYS LIMITED FPO										
QAN	Sell	6/08/2021	10/08/2021	-206	-934.20	4.535	Minimise		1.25	0.13
	Sell	18/08/2021	20/08/2021	-274	-1,206.24	4.4023	Minimise		1.36	0.14

Woodhill Super Fund (SMA00365912)



Transaction history

01 Jul 2021 to 30 Jun 2022

Transactions continued

Asset	Type	Transaction date	Settlement date	Quantity	Net amount \$	Average price \$	Disposal method	Narration	Brokerage \$	GST \$
	Sell	13/10/2021	15/10/2021	-797	-4,406.80	5.5292	Minimise		2.81	0.28
	Sell	30/11/2021	2/12/2021	-85	-427.34	5.0275	Minimise		0.87	0.09
	Buy	16/03/2022	18/03/2022	263	1,335.85	5.0793			1.45	0.15
	Sell	7/06/2022	9/06/2022	-1,725	-9,209.95	5.3391	Minimise		5.17	0.52
ROYAL DUTCH SHELL B ORD										
RDSB.LSE	Sell	9/07/2021	13/07/2021	-108	-2,845.61 GBP 1,532.69	26.3482	Minimise		6.53	0.65
	Sell	6/08/2021	10/08/2021	-47	-1,294.64 GBP 683.53	27.5455	Minimise		4.40	0.44
	Buy	6/10/2021	11/10/2021	218	6,875.98 GBP 3,676.99	31.5412			11.95	1.19
	Sell	4/11/2021	8/11/2021	-264	-7,950.68 GBP 4,361.65	30.1162	Minimise		13.50	1.35
RECORDATI INDUSTRIA CHIM. FARMA. ORD										
REC.MIL	Sell	18/08/2021	20/08/2021	-21	-1,930.73 EUR 1,191.88	91.9395	Minimise		5.25	0.52
	Sell	10/01/2022	12/01/2022	-4	-338.54 EUR 214.27	84.635	Minimise		2.87	0.28
	Sell	24/01/2022	26/01/2022	-9	-721.14 EUR 456.85	80.1267	Minimise		3.61	0.36
	Sell	7/02/2022	9/02/2022	-4	-297.89 EUR 186.03	74.4725	Minimise		2.94	0.29
	Sell	7/06/2022	9/06/2022	-29	-1,677.27 EUR 1,134.29	57.8369	Minimise		4.93	0.49
ROBERT HALF ORD										

Woodhill Super Fund (SMA00365912)



Transaction history

01 Jul 2021 to 30 Jun 2022

Transactions continued

Asset	Type	Transaction date	Settlement date	Quantity	Net amount \$	Average price \$	Disposal method	Narration	Brokerage \$	GST \$
RHI.NYS	Sell	18/08/2021	20/08/2021	-17	-2,412.49 USD 1,738.60	141.9112	Minimise		5.91	0.59
	Sell	4/11/2021	8/11/2021	-3	-482.49 USD 355.69	160.83	Minimise		3.10	0.31
	Sell	1/12/2021	3/12/2021	-3	-465.05 USD 330.82	155.0167	Minimise		3.14	0.31
	Sell	10/01/2022	12/01/2022	-2	-300.53 USD 215.61	150.265	Minimise		3.05	0.30
	Sell	24/01/2022	26/01/2022	-9	-1,354.11 USD 970.99	150.4567	Minimise		4.46	0.44
	Sell	7/02/2022	9/02/2022	-3	-495.63 USD 352.85	165.21	Minimise		3.18	0.31
	Buy	16/03/2022	18/03/2022	5	788.59 USD 578.03	157.718			3.71	0.37
	Sell	7/06/2022	9/06/2022	-41	-5,162.16 USD 3,734.28	125.9063	Minimise		8.43	0.84
ROCHE HOLDING PAR										
ROG.SWX	Sell	13/10/2021	15/10/2021	-2	-1,041.36 CHF 712.26	520.68	Minimise		3.68	0.36
	Sell	4/11/2021	8/11/2021	-2	-1,106.17 CHF 743.79	553.085	Minimise		4.15	0.41
	Sell	24/01/2022	26/01/2022	-2	-1,064.43 CHF 698.16	532.215	Minimise		4.08	0.40
	Sell	7/02/2022	9/02/2022	-1	-518.35 CHF 342.11	518.35	Minimise		3.28	0.32
	Sell	7/06/2022	9/06/2022	-7	-3,156.79 CHF 2,223.97	450.97	Minimise		3.82	0.38

Woodhill Super Fund (SMA00365912)



Transaction history

01 Jul 2021 to 30 Jun 2022

Transactions continued

Asset	Type	Transaction date	Settlement date	Quantity	Net amount \$	Average price \$	Disposal method	Narration	Brokerage \$	GST \$
SANOFI AVENTIS ORD										
SAN.PAR	Buy	18/08/2021	20/08/2021	18	2,627.10 EUR 1,621.76	145.95			5.55	0.55
	Sell	30/11/2021	2/12/2021	-3	-397.26 EUR 250.84	132.42	Minimise		2.97	0.29
	Sell	24/01/2022	26/01/2022	-8	-1,129.41 EUR 715.49	141.1763	Minimise		4.17	0.41
	Sell	7/02/2022	9/02/2022	-3	-439.51 EUR 274.48	146.5033	Minimise		3.14	0.31
	Buy	16/03/2022	18/03/2022	4	575.15 EUR 380.14	143.7875			3.39	0.33
	Sell	7/06/2022	9/06/2022	-28	-4,130.27 EUR 2,793.19	147.5096	Minimise		8.14	0.81
SONIC HEALTHCARE LIMITED FPO										
SHL	Sell	6/08/2021	10/08/2021	-24	-970.94	40.4558	Minimise		1.27	0.13
	Sell	18/08/2021	20/08/2021	-25	-1,049.02	41.9608	Minimise		1.13	0.11
	Sell	4/11/2021	8/11/2021	-11	-450.19	40.9264	Minimise		0.95	0.10
	Sell	30/11/2021	2/12/2021	-12	-511.75	42.6458	Minimise		0.86	0.09
	Buy	10/01/2022	12/01/2022	41	1,822.25	44.4451			1.64	0.16
	Sell	24/01/2022	27/01/2022	-24	-934.75	38.9479	Minimise		1.19	0.12
	Sell	7/02/2022	9/02/2022	-36	-1,366.49	37.9581	Minimise		1.42	0.14
	Buy	16/03/2022	18/03/2022	35	1,204.77	34.422			1.38	0.14
	Sell	7/06/2022	9/06/2022	-226	-7,689.69	34.0252	Minimise		3.42	0.34
JM SMUCKER ORD										

Woodhill Super Fund (SMA00365912)



Transaction history

01 Jul 2021 to 30 Jun 2022

Transactions continued

Asset	Type	Transaction date	Settlement date	Quantity	Net amount \$	Average price \$	Disposal method	Narration	Brokerage \$	GST \$
SJM.NYS	Sell	4/11/2021	8/11/2021	-2	-334.99 USD 246.95	167.495	Minimise		2.89	0.28
	Sell	30/11/2021	2/12/2021	-2	-353.94 USD 252.99	176.97	Minimise		2.86	0.28
	Sell	24/01/2022	26/01/2022	-7	-1,381.02 USD 990.29	197.2886	Minimise		4.50	0.45
	Sell	7/02/2022	9/02/2022	-4	-765.11 USD 544.70	191.2775	Minimise		3.57	0.35
	Buy	16/03/2022	18/03/2022	5	881.22 USD 645.92	176.244			3.82	0.38
	Sell	7/06/2022	9/06/2022	-32	-5,714.63 USD 4,133.93	178.5822	Minimise		8.96	0.89
SCHNEIDER ELECTRIC SA ORD										
SU.PAR	Buy	4/11/2021	8/11/2021	23	5,555.78 EUR 3,545.88	241.5557			10.17	1.01
	Sell	24/01/2022	26/01/2022	-5	-1,197.36 EUR 758.54	239.472	Minimise		4.25	0.42
	Sell	7/06/2022	9/06/2022	-18	-3,454.11 EUR 2,335.92	191.895	Minimise		5.84	0.58
SYDNEY AIRPORT FULLY PAID ORDINARY/UNITS STAPLED SECURITIES										
SYD	Sell	6/08/2021	10/08/2021	-359	-2,752.62	7.6675	Minimise		1.97	0.20
	Sell	18/08/2021	20/08/2021	-403	-3,133.37	7.7751	Minimise		1.97	0.20
	Sell	30/11/2021	2/12/2021	-69	-574.41	8.3248	Minimise		1.07	0.11
	Sell	24/01/2022	27/01/2022	-63	-543.95	8.6341	Minimise		1.04	0.10
	Sell	15/02/2022	9/03/2022	-576	-5,040.00	8.75	Minimise	Tax Date 9/03/2022. Scheme of Arrangement between Sydney	-	-

Woodhill Super Fund (SMA00365912)



Transaction history

01 Jul 2021 to 30 Jun 2022

Transactions continued

Asset	Type	Transaction date	Settlement date	Quantity	Net amount \$	Average price \$	Disposal method	Narration	Brokerage \$	GST \$
								Airport Stapled Securities (SYD) and Sydney Aviation Alliance Pty Limited to acquire all SYD stapled securities.		
TRANSURBAN GROUP FULLY PAID ORDINARY/UNITS STAPLED SECURITIES										
TCL	Sell	6/08/2021	10/08/2021	-106	-1,511.40	14.2585	Minimise		1.44	0.15
	Sell	18/08/2021	20/08/2021	-96	-1,321.18	13.7623	Minimise		1.13	0.11
	Sell	4/11/2021	8/11/2021	-32	-435.96	13.6237	Minimise		0.83	0.08
	Sell	30/11/2021	2/12/2021	-36	-495.62	13.7672	Minimise		0.86	0.09
	Buy	10/01/2022	12/01/2022	122	1,643.00	13.4672			1.51	0.15
	Sell	7/02/2022	9/02/2022	-84	-1,075.51	12.8037	Minimise		1.21	0.12
	Buy	16/03/2022	18/03/2022	120	1,557.80	12.9817			1.53	0.15
	Sell	7/06/2022	9/06/2022	-784	-11,036.65	14.0774	Minimise		5.01	0.50
TRANSURBAN GROUP RIGHTS - APPLICATIONS CLOSE 08-OCT-2021 DEFERRED										
TCLR	Corp. Action	23/09/2021	23/09/2021	77	-	-		PAITREO: 1 TCLR for every 9 TCL stapled securities held. TCLR can be exercised to receive TCL at A\$13.00 per new stapled security.	-	-
	Sell	12/10/2021	20/10/2021	-77	-23.10	0.30	Minimise	Retail Premium A\$0.30 for each TCLR not taken up.	-	-
TELENOR ORD										
TEL.OSL	Sell	4/11/2021	8/11/2021	-17	-356.23 NOK 2,256.88	20.9547	Minimise		3.03	0.30
	Sell	1/12/2021	3/12/2021	-17	-349.92 NOK 2,265.58	20.5835	Minimise		2.95	0.29

Woodhill Super Fund (SMA00365912)



Transaction history

01 Jul 2021 to 30 Jun 2022

Transactions continued

Asset	Type	Transaction date	Settlement date	Quantity	Net amount \$	Average price \$	Disposal method	Narration	Brokerage \$	GST \$
	Sell	24/01/2022	26/01/2022	-73	-1,610.67 NOK 10,377.15	22.064	Minimise		4.82	0.48
	Sell	7/06/2022	9/06/2022	-229	-4,270.96 NOK 29,269.73	18.6505	Minimise		6.60	0.65
TREASURY WINE ESTATES LIMITED FPO										
TWE	Sell	18/08/2021	20/08/2021	-346	-4,398.16	12.7114	Minimise		2.92	0.29
	Sell	4/11/2021	8/11/2021	-32	-370.96	11.5925	Minimise		0.87	0.09
	Sell	30/11/2021	2/12/2021	-35	-425.66	12.1617	Minimise		0.80	0.08
	Sell	24/01/2022	27/01/2022	-122	-1,349.73	11.0634	Minimise		1.40	0.14
	Sell	7/02/2022	9/02/2022	-55	-592.18	10.7669	Minimise		1.05	0.11
	Buy	16/03/2022	18/03/2022	79	910.41	11.5242			1.23	0.12
	Sell	7/06/2022	9/06/2022	-519	-5,931.37	11.4285	Minimise		0.94	0.09
UNILEVER ORD										
ULVR.LSE	Sell	4/11/2021	8/11/2021	-4	-281.69 GBP 154.53	70.4225	Minimise		2.95	0.29
	Sell	30/11/2021	2/12/2021	-6	-427.65 GBP 229.08	71.275	Minimise		2.99	0.30
	Sell	24/01/2022	26/01/2022	-20	-1,465.64 GBP 779.89	73.282	Minimise		4.60	0.46
	Sell	7/02/2022	9/02/2022	-9	-651.67 GBP 344.02	72.4078	Minimise		3.43	0.34
	Buy	16/03/2022	21/03/2022	10	621.87 GBP 345.19	62.187			3.47	0.34
	Sell	7/06/2022	9/06/2022	-84	-5,409.95 GBP 3,109.61	64.4042	Minimise		8.92	0.89

Woodhill Super Fund (SMA00365912)



Transaction history

01 Jul 2021 to 30 Jun 2022

Transactions continued

Asset	Type	Transaction date	Settlement date	Quantity	Net amount \$	Average price \$	Disposal method	Narration	Brokerage \$	GST \$
BETASHARES U.S. DOLLAR ETF										
USD	Sell	12/10/2021	14/10/2021	-2,584	-33,662.27	13.0272	Minimise		17.63	1.76
	Buy	25/10/2021	27/10/2021	2,543	32,640.91	12.8356			17.10	1.71
	Sell	30/11/2021	2/12/2021	-255	-3,420.26	13.4128	Minimise		1.67	0.17
	Sell	12/01/2022	14/01/2022	-20	-265.04	13.252	Minimise		0.87	0.09
	Buy	7/02/2022	9/02/2022	2,019	27,352.35	13.5475			14.45	1.45
	Sell	7/03/2022	9/03/2022	-6,384	-82,382.74	12.9046	Minimise		42.00	4.20
	Buy	15/03/2022	17/03/2022	3,420	45,530.72	13.3131			23.54	2.36
	Sell	7/06/2022	9/06/2022	-3,420	-45,596.96	13.3324	Minimise		23.49	2.35
VISA ORD CL A										
V.NYS	Sell	30/11/2021	2/12/2021	-2	-539.43 USD 385.57	269.715	Minimise		3.27	0.32
	Sell	24/01/2022	26/01/2022	-7	-1,947.36 USD 1,396.40	278.1943	Minimise		5.28	0.52
	Sell	7/02/2022	9/02/2022	-2	-637.37 USD 453.76	318.685	Minimise		3.36	0.33
	Buy	16/03/2022	18/03/2022	4	1,155.46 USD 846.94	288.865			3.98	0.39
	Sell	7/06/2022	9/06/2022	-23	-6,771.31 USD 4,898.32	294.4048	Minimise		9.04	0.90
WESTPAC BANKING CORPORATION FPO										
WBC	Sell	6/08/2021	10/08/2021	-67	-1,676.20	25.0179	Minimise		1.52	0.15
	Sell	18/08/2021	20/08/2021	-337	-8,705.49	25.8323	Minimise		3.30	0.33
	Sell	13/10/2021	15/10/2021	-39	-986.38	25.2918	Minimise		0.94	0.10

Woodhill Super Fund (SMA00365912)



Transaction history

01 Jul 2021 to 30 Jun 2022

Transactions continued

Asset	Type	Transaction date	Settlement date	Quantity	Net amount \$	Average price \$	Disposal method	Narration	Brokerage \$	GST \$
	Sell	30/11/2021	2/12/2021	-44	-913.83	20.7689	Minimise		0.96	0.10
	Buy	10/01/2022	12/01/2022	149	3,252.79	21.8308			2.26	0.23
	Sell	24/01/2022	27/01/2022	-182	-3,788.91	20.8182	Minimise		2.30	0.23
	Sell	7/02/2022	9/02/2022	-118	-2,537.86	21.5073	Minimise		1.86	0.19
	Sell	16/03/2022	18/03/2022	-124	-2,927.58	23.6095	Minimise		1.80	0.18
	Sell	7/06/2022	9/06/2022	-492	-11,561.11	23.4982	Minimise		3.48	0.35
WOODSIDE ENERGY GROUP LTD FPO										
WDS	Corp. Action	25/05/2022	25/05/2022	206	5,103.76	24.7755		Name Change and Code Change from Woodside Petroleum Ltd FPO (WPL) to Woodside Energy Group Ltd (WDS).	-	-
	Buy (DRP)	1/06/2022	1/06/2022	15	446.40	29.76		DRP Allocation	-	-
	Sell	7/06/2022	9/06/2022	-221	-7,275.99	32.923	Minimise		2.80	0.28
WESFARMERS LIMITED FPO										
WES	Sell	18/08/2021	20/08/2021	-47	-3,052.32	64.943	Minimise		1.68	0.17
	Buy	13/10/2021	15/10/2021	58	3,149.70	54.3052			2.25	0.23
	Return of Capital	18/11/2021	2/12/2021	-	-610.00	-2.00		Return of Capital of A\$2.00 per WES share held. (305 shares)	-	-
	Sell	30/11/2021	2/12/2021	-17	-981.15	57.7147	Minimise		1.28	0.13
	Buy	10/01/2022	12/01/2022	56	3,204.70	57.2268			2.29	0.23
	Sell	24/01/2022	27/01/2022	-69	-3,662.95	53.0862	Minimise		2.58	0.26
	Sell	7/02/2022	9/02/2022	-44	-2,334.81	53.0639	Minimise		1.90	0.19
	Buy	16/03/2022	18/03/2022	41	2,065.10	50.3683			1.75	0.18
	Sell	7/06/2022	9/06/2022	-272	-12,474.78	45.8632	Minimise		6.51	0.65

Woodhill Super Fund (SMA00365912)



Transaction history

01 Jul 2021 to 30 Jun 2022

Transactions continued

Asset	Type	Transaction date	Settlement date	Quantity	Net amount \$	Average price \$	Disposal method	Narration	Brokerage \$	GST \$
WILLIS TOWERS WATSON ORD										
WLTW.NSM	Buy	4/11/2021	8/11/2021	15	4,733.20	315.5467			9.08	0.90
					USD 3,489.26					
	Corp. Action	10/01/2022	10/01/2022	-15	-4,733.20	315.5467		Code change from WLTW to WTW	-	-
WOOLWORTHS GROUP LIMITED FPO										
WOW	Sell	6/08/2021	10/08/2021	-31	-1,239.05	39.9694	Minimise		0.95	0.10
	Sell	30/11/2021	2/12/2021	-8	-324.51	40.5637	Minimise		0.82	0.08
	Buy	10/01/2022	12/01/2022	46	1,708.75	37.1467			1.58	0.16
	Sell	24/01/2022	27/01/2022	-27	-945.49	35.0181	Minimise		1.14	0.11
	Buy	16/03/2022	18/03/2022	41	1,498.45	36.5476			1.49	0.15
	Sell	7/06/2022	9/06/2022	-296	-10,127.67	34.2151	Minimise		1.32	0.13
WOODSIDE PETROLEUM LTD FPO										
WPL	Sell	9/07/2021	13/07/2021	-121	-2,829.90	23.3876	Minimise		2.12	0.21
	Buy	6/10/2021	8/10/2021	263	6,595.81	25.0791			3.64	0.36
	Sell	4/11/2021	8/11/2021	-210	-4,817.09	22.9385	Minimise		2.92	0.29
	Buy	10/01/2022	12/01/2022	20	465.98	23.299			0.96	0.10
	Buy	16/03/2022	18/03/2022	31	965.53	31.1461			1.07	0.11
	Corp. Action	25/05/2022	25/05/2022	-206	-5,103.76	24.7755		Name Change and Code Change from Woodside Petroleum Ltd FPO (WPL) to Woodside Energy Group Ltd (WDS).	-	-
WISETECH GLOBAL LIMITED FPO										
WTC	Sell	18/08/2021	20/08/2021	-32	-1,124.43	35.1384	Minimise		1.24	0.12

Woodhill Super Fund (SMA00365912)



Transaction history

01 Jul 2021 to 30 Jun 2022

Transactions continued

Asset	Type	Transaction date	Settlement date	Quantity	Net amount \$	Average price \$	Disposal method	Narration	Brokerage \$	GST \$
	Sell	13/10/2021	15/10/2021	-44	-2,208.42	50.1914	Minimise		1.80	0.18
	Sell	30/11/2021	2/12/2021	-8	-418.62	52.3275	Minimise		0.92	0.09
	Buy	10/01/2022	12/01/2022	28	1,517.94	54.2121			1.51	0.15
	Sell	24/01/2022	27/01/2022	-34	-1,748.33	51.4215	Minimise		1.57	0.16
	Sell	7/02/2022	9/02/2022	-23	-1,019.60	44.3304	Minimise		1.19	0.12
	Buy	16/03/2022	18/03/2022	21	1,026.14	48.8638			1.28	0.13
	Sell	7/06/2022	9/06/2022	-137	-5,480.14	40.001	Minimise		1.78	0.18
WILLIS TOWERS WATSON ORD										
WTW.NSM	Corp. Action	10/01/2022	10/01/2022	15	4,733.20	315.5467		Code change from WLTW to WTW	-	-
	Sell	24/01/2022	26/01/2022	-3	-941.09 USD 674.83	313.6967	Minimise		3.90	0.39
	Sell	7/06/2022	9/06/2022	-12	-3,464.69 USD 2,506.33	288.7242	Minimise		6.11	0.60
ZOETIS CL A ORD										
ZTS.NYS	Buy	18/08/2021	20/08/2021	3	858.92 USD 618.99	286.3067			3.81	0.38
	Sell	30/11/2021	2/12/2021	-1	-308.62 USD 220.59	308.62	Minimise		2.98	0.29
	Sell	24/01/2022	26/01/2022	-1	-269.50 USD 193.25	269.50	Minimise		2.77	0.27
	Sell	7/02/2022	9/02/2022	-1	-279.04 USD 198.66	279.04	Minimise		2.96	0.29
	Sell	7/06/2022	9/06/2022	-6	-1,428.63 USD 1,033.46	238.105	Minimise		4.59	0.46

Transaction history

01 Jul 2021 to 30 Jun 2022

Transactions continued

Asset	Type	Transaction date	Settlement date	Quantity	Net amount \$	Average price \$	Disposal method	Narration	Brokerage \$	GST \$
-------	------	------------------	-----------------	----------	---------------	------------------	-----------------	-----------	--------------	--------

Summary of transactions

	Net amount \$	Brokerage \$	GST \$	GST claimable \$	Unsettled as at 30 Jun 2022 \$
Acquisitions	538,466.76	538.18	53.66	-	-
Disposals	-1,352,403.25	1,656.21	164.82	-	-
Corporate actions	-				-
Return of capital	-610.00				-
		2,194.39	218.48	-	-
Turnover	538,466.76				
Average portfolio value from 01/07/21 to 30/06/22	833,093.35				
% Turnover	64.63%				

Turnover: The lesser of Acquisitions or Disposals

% Turnover: Turnover divided by the Average portfolio value

Woodhill Super Fund (SMA00365912)



Cash transactions

01 Jul 2021 to 30 Jun 2022

MAIN CASH ACCOUNT

Date	Transaction	Narration	Withdrawal \$	Deposit \$	Balance \$
01/07/2021	Opening Balance				35,381.47
01/07/2021	Interest Receipt	Monthly Interest	-	3.23	35,384.70
01/07/2021	Income	ELE Dividend	-	194.73	35,579.43
02/07/2021	Income	ALL Dividend	-	109.20	35,688.63
02/07/2021	Income	KMB Dividend	-	53.23	35,741.86
07/07/2021	Portfolio Fee	Non advice Fees for the month ended 30 Jun 2021	-677.67	-	35,064.19
07/07/2021	Income	MRK Dividend	-	41.63	35,105.82
09/07/2021	Income	AMT Dividend	-	60.90	35,166.72
13/07/2021	Stock Sell	Net settlement for rebalance 23843 settling on 13/07/2021	-	3,668.51	38,835.23
13/07/2021	Stock Sell	Net settlement for rebalance 23843 settling on 13/07/2021	-	2,845.61	41,680.84
15/07/2021	Income	GSBM22 Dividend	-	94.87	41,775.71
15/07/2021	Income	ITW Dividend	-	25.07	41,800.78
28/07/2021	Income	CSCO Dividend	-	33.65	41,834.43
28/07/2021	Income	NTAP Dividend	-	37.46	41,871.89
02/08/2021	Interest Receipt	Monthly Interest	-	4.92	41,876.81
02/08/2021	Income	BMV Dividend	-	38.51	41,915.32
02/08/2021	Income	JPM Dividend	-	37.33	41,952.65
09/08/2021	Portfolio Fee	Non advice Fees for the month ended 31 Jul 2021	-709.60	-	41,243.05
10/08/2021	Stock Sell	Net settlement for rebalance 23985 settling on 10/08/2021	-	20,383.99	61,627.04
10/08/2021	Stock Sell	Net settlement for rebalance 23985 settling on 10/08/2021	-	5,851.51	67,478.55
12/08/2021	Income	AAPL Dividend	-	16.99	67,495.54
13/08/2021	Income	CFG Dividend	-	74.82	67,570.36
18/08/2021	Income	NOVO B Dividend	-	42.04	67,612.40
20/08/2021	Stock Sell	Net settlement for rebalance 24051 settling on 20/08/2021	-	54,211.61	121,824.01

Woodhill Super Fund (SMA00365912)

Cash transactions

01 Jul 2021 to 30 Jun 2022



MAIN CASH ACCOUNT continued

Date	Transaction	Narration	Withdrawal \$	Deposit \$	Balance \$
20/08/2021	Stock Sell	Net settlement for rebalance 24051 settling on 20/08/2021	-	4,160.41	125,984.42
23/08/2021	Income	GSIC22 Dividend	-	13.29	125,997.71
23/08/2021	Income	TCL_THT Dividend	-	192.63	126,190.34
24/08/2021	Stock Purchase	Net settlement for rebalance 24072 settling on 24/08/2021	-8,328.28	-	117,862.06
26/08/2021	Income	D05 Dividend	-	86.53	117,948.59
26/08/2021	Income	PAYX Dividend	-	55.39	118,003.98
31/08/2021	Income	CTSH Dividend	-	13.34	118,017.32
01/09/2021	Interest Receipt	Monthly Interest	-	6.41	118,023.73
01/09/2021	Income	INTC Dividend	-	32.06	118,055.79
01/09/2021	Income	SJM Dividend	-	48.10	118,103.89
01/09/2021	Income	V Dividend	-	11.11	118,115.00
01/09/2021	Income	ZTS Dividend	-	1.73	118,116.73
02/09/2021	Income	AD Dividend	-	97.34	118,214.07
03/09/2021	Income	DLG Dividend	-	53.50	118,267.57
03/09/2021	Income	2503 Dividend	-	24.20	118,291.77
07/09/2021	Portfolio Fee	Non advice Fees for the month ended 31 Aug 2021	-726.72	-	117,565.05
07/09/2021	Income	JNJ Dividend	-	40.99	117,606.04
07/09/2021	Income	ELE Tax Reclaim	-	9.75	117,615.79
08/09/2021	Income	AMGN Dividend	-	22.28	117,638.07
08/09/2021	Income	ULVR Dividend	-	77.66	117,715.73
09/09/2021	Income	MSFT Dividend	-	47.00	117,762.73
10/09/2021	Income	CDW Dividend (Pay Ref 1331048373)	-	5.96	117,768.69
13/09/2021	Income	CPU Dividend	-	133.86	117,902.55
13/09/2021	Income	MMM Dividend	-	29.02	117,931.57
15/09/2021	Income	RHI Dividend	-	24.61	117,956.18
16/09/2021	Income	AMAT Dividend	-	8.32	117,964.50
17/09/2021	Income	EBAY Dividend	-	12.51	117,977.01
20/09/2021	Income	GSIQ30 Dividend	-	22.50	117,999.51

Woodhill Super Fund (SMA00365912)



Cash transactions

01 Jul 2021 to 30 Jun 2022

MAIN CASH ACCOUNT continued

Date	Transaction	Narration	Withdrawal \$	Deposit \$	Balance \$
20/09/2021	Income	GSIQ25 Dividend	-	27.67	118,027.18
20/09/2021	Income	RDSB Dividend	-	14.39	118,041.57
21/09/2021	Income	BHP Dividend	-	241.66	118,283.23
22/09/2021	Income	SHL Dividend	-	128.15	118,411.38
22/09/2021	Income	EDV Dividend	-	43.68	118,455.06
23/09/2021	Income	MFG Dividend	-	125.51	118,580.57
23/09/2021	Income	NEM Dividend	-	18.64	118,599.21
24/09/2021	Income	WPL Dividend	-	41.85	118,641.06
28/09/2021	Income	COL Dividend	-	135.24	118,776.30
29/09/2021	Income	CBA Dividend	-	212.00	118,988.30
29/09/2021	Income	NST Dividend	-	41.71	119,030.01
30/09/2021	Income	PSA Dividend	-	30.68	119,060.69
30/09/2021	Income	CSL Dividend	-	128.76	119,189.45
01/10/2021	Income	TWE Dividend	-	88.92	119,278.37
01/10/2021	Interest Receipt	Monthly Interest	-	9.30	119,287.67
07/10/2021	Portfolio Fee	Non advice Fees for the month ended 30 Sep 2021	-714.42	-	118,573.25
07/10/2021	Income	ITRK Dividend	-	21.65	118,594.90
07/10/2021	Income	MRK Dividend	-	42.84	118,637.74
07/10/2021	Income	WES Dividend	-	222.30	118,860.04
08/10/2021	Stock Purchase	Net settlement for rebalance 24292 settling on 08/10/2021	-6,595.81	-	112,264.23
08/10/2021	Stock Purchase	Net settlement for rebalance 24292 settling on 08/10/2021	-6,875.98	-	105,388.25
08/10/2021	Income	wtc Dividend	-	7.58	105,395.83
08/10/2021	Income	WOW Dividend	-	134.20	105,530.03
08/10/2021	Stock Sell	RDSB Deferred Settlement	-	6,875.98	112,406.01
11/10/2021	Stock Purchase	RDSB Deferred Settlement	-6,875.98	-	105,530.03
13/10/2021	Income	BSL Dividend	-	96.80	105,626.83
14/10/2021	Stock Sell	Net settlement for rebalance 24318 settling on 14/10/2021	-	33,662.27	139,289.10

Woodhill Super Fund (SMA00365912)

Cash transactions

01 Jul 2021 to 30 Jun 2022



MAIN CASH ACCOUNT continued

Date	Transaction	Narration	Withdrawal \$	Deposit \$	Balance \$
14/10/2021	Income	ITW Dividend	-	27.19	139,316.29
14/10/2021	Income	BXB Dividend	-	110.79	139,427.08
15/10/2021	Stock Sell	Net settlement for rebalance 24324 settling on 15/10/2021	-	3,061.99	142,489.07
15/10/2021	Stock Sell	Net settlement for rebalance 24324 settling on 15/10/2021	-	18,843.62	161,332.69
15/10/2021	Income	AMT Dividend	-	60.24	161,392.93
18/10/2021	Stock Purchase	Net settlement for rebalance 24335 settling on 18/10/2021	-4,554.74	-	156,838.19
19/10/2021	Stock Purchase	Net settlement for rebalance 24341 settling on 19/10/2021	-2,856.34	-	153,981.85
20/10/2021	Income	TEL Dividend	-	159.84	154,141.69
20/10/2021	Stock Sell	Cash Takeover/Scheme of Arrangement on TCLR	-	23.10	154,164.79
21/10/2021	Income	GDBG25 Dividend	-	326.62	154,491.41
21/10/2021	Income	GDBG33 Dividend	-	369.00	154,860.41
21/10/2021	Income	GDBG37 Dividend	-	106.87	154,967.28
21/10/2021	Income	GDBG29 Dividend	-	230.74	155,198.02
27/10/2021	Stock Purchase	Net settlement for rebalance 24387 settling on 27/10/2021	-16,054.96	-	139,143.06
27/10/2021	Stock Purchase	Net settlement for rebalance 24387 settling on 27/10/2021	-32,640.91	-	106,502.15
27/10/2021	Income	CSCO Dividend	-	15.48	106,517.63
27/10/2021	Income	NTAP Dividend	-	36.65	106,554.28
01/11/2021	Interest Receipt	Monthly Interest	-	10.58	106,564.86
01/11/2021	Income	JPM Dividend	-	27.13	106,591.99
02/11/2021	Stock Purchase	Net settlement for rebalance 24414 settling on 02/11/2021	-5,382.95	-	101,209.04
02/11/2021	Income	BMV Dividend	-	37.72	101,246.76
03/11/2021	Stock Purchase	Net settlement for rebalance 24422 settling on 03/11/2021	-22,251.54	-	78,995.22
03/11/2021	Internal Transfer Out	Application Money on 23 ALLR	-962.55	-	78,032.67

Woodhill Super Fund (SMA00365912)

Cash transactions

01 Jul 2021 to 30 Jun 2022



MAIN CASH ACCOUNT continued

Date	Transaction	Narration	Withdrawal \$	Deposit \$	Balance \$
05/11/2021	Stock Purchase	Net settlement for rebalance 24436 settling on 05/11/2021	-50,013.78	-	28,018.89
08/11/2021	Stock Sell	Net settlement for rebalance 24443 settling on 08/11/2021	-	18,434.72	46,453.61
08/11/2021	Stock Sell	Net settlement for rebalance 24443 settling on 08/11/2021	-	10,971.06	57,424.67
08/11/2021	Internal Transfer In	Payment of Application Money on 23 ALLR	-	962.55	58,387.22
08/11/2021	Stock Purchase	Payment of Application Money on 23 ALLR	-962.55	-	57,424.67
09/11/2021	Portfolio Fee	Non advice Fees for the month ended 31 Oct 2021	-722.57	-	56,702.10
12/11/2021	Income	CFG Dividend	-	52.63	56,754.73
15/11/2021	Income	AAPL Dividend	-	17.06	56,771.79
18/11/2021	Income	DG Dividend	-	8.92	56,780.71
19/11/2021	Income	1878 Dividend	-	25.47	56,806.18
22/11/2021	Income	GGBU28 Dividend	-	96.24	56,902.42
22/11/2021	Income	GSIC22 Dividend	-	13.38	56,915.80
22/11/2021	Income	GGBU31 Dividend	-	220.50	57,136.30
24/11/2021	Income	REC Dividend	-	28.66	57,164.96
26/11/2021	Income	D05 Dividend	-	65.00	57,229.96
26/11/2021	Internal Transfer Out	Transfer to Pending Withdrawal Account for payment once the sale of securities has settled (Pay Ref 1319027691)	-50,000.00	-	7,229.96
29/11/2021	Income	6501 Dividend	-	72.25	7,302.21
29/11/2021	Income	PAYX Dividend	-	58.01	7,360.22
30/11/2021	Internal Transfer In	Transfer from Pending Withdrawals account to fund payment (Pay Ref 1319027691)	-	50,000.00	57,360.22
30/11/2021	Withdrawal	Withdrawal from the SMA, paid via Direct Entry, (Ref=1319027691)	-50,000.00	-	7,360.22
30/11/2021	Income	CTSH Dividend	-	13.82	7,374.04
30/11/2021	Income	7741 Dividend	-	4.95	7,378.99
01/12/2021	Income	9433 Dividend	-	132.55	7,511.54

Woodhill Super Fund (SMA00365912)



Cash transactions

01 Jul 2021 to 30 Jun 2022

MAIN CASH ACCOUNT continued

Date	Transaction	Narration	Withdrawal \$	Deposit \$	Balance \$
01/12/2021	Income	7974 Dividend	-	75.51	7,587.05
01/12/2021	Income	6758 Dividend	-	13.96	7,601.01
01/12/2021	Income	ULVR Dividend	-	76.06	7,677.07
01/12/2021	Income	ZTS Dividend	-	2.90	7,679.97
01/12/2021	Income	4503 Dividend	-	45.01	7,724.98
01/12/2021	Interest Receipt	Monthly Interest	-	4.51	7,729.49
01/12/2021	Income	INTC Dividend	-	17.44	7,746.93
01/12/2021	Income	SJM Dividend	-	47.36	7,794.29
02/12/2021	Stock Sell	Net settlement for rebalance 24563 settling on 02/12/2021	-	22,296.69	30,090.98
02/12/2021	Stock Sell	Net settlement for rebalance 24563 settling on 02/12/2021	-	18,298.33	48,389.31
02/12/2021	Income	1801 Dividend	-	18.10	48,407.41
02/12/2021	Capital Return	Return of Capital of A\$2.00 per WES share held.	-	610.00	49,017.41
03/12/2021	Stock Sell	Net settlement for rebalance 24566 settling on 03/12/2021	-	2,902.80	51,920.21
03/12/2021	Stock Sell	Net settlement for rebalance 24566 settling on 03/12/2021	-	4,407.77	56,327.98
06/12/2021	Income	9989 Dividend	-	44.62	56,372.60
07/12/2021	Stock Sell	Net settlement for rebalance 24580 settling on 07/12/2021	-	724.69	57,097.29
07/12/2021	Income	6113 Dividend	-	38.68	57,135.97
07/12/2021	Income	V Dividend	-	13.42	57,149.39
07/12/2021	Income	JNJ Dividend	-	31.40	57,180.79
09/12/2021	Portfolio Fee	Non advice Fees for the month ended 30 Nov 2021	-712.38	-	56,468.41
09/12/2021	Income	MSFT Dividend	-	46.43	56,514.84
10/12/2021	Income	CDW Dividend	-	7.67	56,522.51
13/12/2021	Income	MMM Dividend	-	29.71	56,552.22
15/12/2021	Income	NAB Dividend	-	146.73	56,698.95

Woodhill Super Fund (SMA00365912)

Cash transactions

01 Jul 2021 to 30 Jun 2022



MAIN CASH ACCOUNT continued

Date	Transaction	Narration	Withdrawal \$	Deposit \$	Balance \$
15/12/2021	Income	RHI Dividend	-	23.88	56,722.83
16/12/2021	Income	AMAT Dividend	-	8.48	56,731.31
16/12/2021	Income	ANZ Dividend	-	236.16	56,967.47
17/12/2021	Income	ALL Dividend	-	125.84	57,093.31
17/12/2021	Income	EBAY Dividend	-	12.88	57,106.19
20/12/2021	Income	GSIQ25 Dividend	-	22.10	57,128.29
20/12/2021	Income	GSIQ30 Dividend	-	20.31	57,148.60
21/12/2021	Income	WBC Dividend	-	486.60	57,635.20
29/12/2021	Income	NEM Dividend	-	19.73	57,654.93
30/12/2021	Income	PSA Dividend	-	31.86	57,686.79
03/01/2022	Interest Receipt	Monthly Interest	-	4.89	57,691.68
04/01/2022	Income	ELE Dividend	-	64.54	57,756.22
07/01/2022	Income	MRK Dividend	-	41.24	57,797.46
11/01/2022	Portfolio Fee	Non advice Fees for the month ended 31 Dec 2021	-695.36	-	57,102.10
12/01/2022	Stock Purchase	Net settlement for rebalance 24741 settling on 12/01/2022	-27,963.16	-	29,138.94
12/01/2022	Stock Purchase	Net settlement for rebalance 24741 settling on 12/01/2022	-8,368.29	-	20,770.65
14/01/2022	Stock Sell	Net settlement for rebalance 24755 settling on 14/01/2022	-	265.04	21,035.69
14/01/2022	Stock Sell	Net settlement for rebalance 24755 settling on 14/01/2022	-	3,449.99	24,485.68
17/01/2022	Income	ITW Dividend	-	25.63	24,511.31
17/01/2022	Income	GSBM22 Dividend	-	86.24	24,597.55
17/01/2022	Income	AMT Dividend	-	64.36	24,661.91
19/01/2022	Income	WLTW Dividend	-	16.55	24,678.46
26/01/2022	Stock Sell	Net settlement for rebalance 24810 settling on 26/01/2022	-	64,525.08	89,203.54
27/01/2022	Stock Sell	Net settlement for rebalance 24810 settling on 27/01/2022	-	28,335.06	117,538.60

Woodhill Super Fund (SMA00365912)



Cash transactions

01 Jul 2021 to 30 Jun 2022

MAIN CASH ACCOUNT continued

Date	Transaction	Narration	Withdrawal \$	Deposit \$	Balance \$
27/01/2022	Income	NTAP Dividend	-	33.12	117,571.72
27/01/2022	Income	CSCO Dividend	-	14.47	117,586.19
31/01/2022	Income	JPM Dividend	-	26.38	117,612.57
01/02/2022	Interest Receipt	Monthly Interest	-	3.97	117,616.54
02/02/2022	Income	BMJ Dividend	-	37.25	117,653.79
08/02/2022	Portfolio Fee	Non advice Fees for the month ended 31 Jan 2022	-686.25	-	116,967.54
09/02/2022	Stock Sell	Net settlement for rebalance 24862 settling on 09/02/2022	-	17,860.99	134,828.53
09/02/2022	Stock Purchase	Net settlement for rebalance 24862 settling on 09/02/2022	-128,602.26	-	6,226.27
09/02/2022	Stock Sell	Net settlement for rebalance 24862 settling on 09/02/2022	-	8,631.87	14,858.14
11/02/2022	Income	AAPL Dividend	-	12.31	14,870.45
14/02/2022	Income	CFG Dividend	-	62.62	14,933.07
21/02/2022	Income	GSIC22 Dividend	-	13.48	14,946.55
21/02/2022	Stock Sell	Final redemption: A\$119.84 for each GSIC22 bond held.	-	4,314.24	19,260.79
22/02/2022	Income	TCL_THT Dividend	-	93.90	19,354.69
24/02/2022	Income	PAYX Dividend	-	26.54	19,381.23
01/03/2022	Income	CTSH Dividend	-	9.42	19,390.65
01/03/2022	Income	INTC Dividend	-	10.63	19,401.28
01/03/2022	Interest Receipt	Monthly Interest	-	3.26	19,404.54
02/03/2022	Income	SJM Dividend	-	31.21	19,435.75
02/03/2022	Income	V Dividend	-	8.31	19,444.06
02/03/2022	Income	ZTS Dividend	-	3.03	19,447.09
08/03/2022	Income	JNJ Dividend	-	19.67	19,466.76
09/03/2022	Stock Sell	Net settlement for rebalance 24989 settling on 09/03/2022	-	82,382.74	101,849.50
09/03/2022	Portfolio Fee	Non advice Fees for the month ended 28 Feb 2022	-623.26	-	101,226.24

Woodhill Super Fund (SMA00365912)

Cash transactions

01 Jul 2021 to 30 Jun 2022



MAIN CASH ACCOUNT continued

Date	Transaction	Narration	Withdrawal \$	Deposit \$	Balance \$
09/03/2022	Stock Sell	Tax Date 9/03/2022. Scheme of Arrangement between Sydney Airport Stapled Securities (SYD) and Sydney Aviation Alliance Pty Limited to acquire all SYD stapled securities.	-	5,040.00	106,266.24
10/03/2022	Income	CDW Dividend	-	4.62	106,270.86
10/03/2022	Income	MSFT Dividend	-	30.12	106,300.98
15/03/2022	Income	MMM Dividend	-	29.87	106,330.85
15/03/2022	Income	RHI Dividend	-	18.25	106,349.10
16/03/2022	Income	AAA Dividend	-	14.91	106,364.01
16/03/2022	Income	AMAT Dividend	-	5.34	106,369.35
17/03/2022	Stock Purchase	Net settlement for rebalance 25030 settling on 17/03/2022	-45,530.72	-	60,838.63
17/03/2022	Income	CPU Dividend	-	57.12	60,895.75
18/03/2022	Stock Purchase	Net settlement for rebalance 25038 settling on 18/03/2022	-19,177.05	-	41,718.70
18/03/2022	Stock Sell	Net settlement for rebalance 25038 settling on 18/03/2022	-	5,315.65	47,034.35
18/03/2022	Stock Sell	AAA Deferred Settlement	-	2,655.83	49,690.18
18/03/2022	Income	EBAY Dividend	-	12.91	49,703.09
18/03/2022	Stock Sell	ML Deferred Settlement	-	3,153.97	52,857.06
18/03/2022	Stock Sell	ULVR Deferred Settlement	-	621.87	53,478.93
21/03/2022	Stock Purchase	AAA Deferred Settlement	-2,655.83	-	50,823.10
21/03/2022	Stock Purchase	ML Deferred Settlement	-3,153.97	-	47,669.13
21/03/2022	Stock Purchase	ULVR Deferred Settlement	-621.87	-	47,047.26
21/03/2022	Income	GSIQ30 Dividend	-	18.89	47,066.15
21/03/2022	Income	ROG Dividend	-	53.82	47,119.97
21/03/2022	Stock Sell	ML Deferred Settlement	-	3,153.97	50,273.94
21/03/2022	Income	GSIQ25 Dividend	-	22.26	50,296.20
22/03/2022	Stock Purchase	ML Deferred Settlement	-3,153.97	-	47,142.23
22/03/2022	Stock Sell	ML Deferred Settlement	-	3,153.97	50,296.20
23/03/2022	Stock Purchase	ML Deferred Settlement	-3,153.97	-	47,142.23

Woodhill Super Fund (SMA00365912)

Cash transactions

01 Jul 2021 to 30 Jun 2022



MAIN CASH ACCOUNT continued

Date	Transaction	Narration	Withdrawal \$	Deposit \$	Balance \$
23/03/2022	Income	WPL Dividend	-	255.78	47,398.01
23/03/2022	Income	ULVR Dividend	-	46.61	47,444.62
23/03/2022	Stock Sell	ML Deferred Settlement	-	3,153.97	50,598.59
23/03/2022	Income	SHL Dividend	-	76.40	50,674.99
24/03/2022	Stock Purchase	ML Deferred Settlement	-3,153.97	-	47,521.02
24/03/2022	Stock Sell	ML Deferred Settlement	-	3,153.97	50,674.99
25/03/2022	Stock Purchase	ML Deferred Settlement	-3,153.97	-	47,521.02
25/03/2022	Income	LHX Dividend	-	12.72	47,533.74
25/03/2022	Income	NEM Dividend	-	12.50	47,546.24
28/03/2022	Income	EDV Dividend	-	54.88	47,601.12
28/03/2022	Income	BHP Dividend	-	151.88	47,753.00
29/03/2022	Income	NST Dividend	-	100.20	47,853.20
29/03/2022	Income	NOVO B Dividend	-	51.05	47,904.25
30/03/2022	Income	CBA Dividend	-	138.25	48,042.50
30/03/2022	Income	WES Dividend	-	184.80	48,227.30
30/03/2022	Income	ABBN Dividend	-	64.73	48,292.03
31/03/2022	Income	COL Dividend	-	154.44	48,446.47
01/04/2022	Interest Receipt	Monthly Interest	-	4.51	48,450.98
01/04/2022	Income	PSA Dividend	-	27.20	48,478.18
01/04/2022	Income	TWE Dividend	-	66.00	48,544.18
06/04/2022	Income	CSL Dividend	-	93.91	48,638.09
08/04/2022	Portfolio Fee	Non advice Fees for the month ended 31 Mar 2022	-650.44	-	47,987.65
08/04/2022	Income	WTC Dividend	-	5.51	47,993.16
08/04/2022	Income	MRK Dividend	-	23.32	48,016.48
13/04/2022	Income	WOW Dividend	-	99.45	48,115.93
14/04/2022	Income	BXB Dividend	-	84.94	48,200.87
14/04/2022	Income	ITW Dividend	-	20.59	48,221.46
19/04/2022	Income	WTW Dividend	-	13.35	48,234.81
20/04/2022	Income	AAA Dividend	-	19.10	48,253.91
21/04/2022	Income	GDBG29 Dividend	-	214.49	48,468.40

Woodhill Super Fund (SMA00365912)

Cash transactions

01 Jul 2021 to 30 Jun 2022



MAIN CASH ACCOUNT continued

Date	Transaction	Narration	Withdrawal \$	Deposit \$	Balance \$
21/04/2022	Income	GSBG33 Dividend	-	780.75	49,249.15
21/04/2022	Income	GSBG37 Dividend	-	688.12	49,937.27
21/04/2022	Income	GSBG25 Dividend	-	297.37	50,234.64
22/04/2022	Income	D05 Dividend	-	58.51	50,293.15
27/04/2022	Income	ENGI Dividend	-	135.04	50,428.19
28/04/2022	Income	NTAP Dividend	-	22.29	50,450.48
28/04/2022	Income	DG Dividend	-	27.51	50,477.99
28/04/2022	Income	AD Dividend	-	87.81	50,565.80
28/04/2022	Income	EDP Dividend	-	108.37	50,674.17
28/04/2022	Income	CSCO Dividend	-	11.55	50,685.72
29/04/2022	Income	AMT Dividend	-	38.20	50,723.92
02/05/2022	Stock Purchase	Net settlement for rebalance 25204 settling on 02/05/2022	-3,731.52	-	46,992.40
02/05/2022	Interest Receipt	Monthly Interest	-	3.94	46,996.34
02/05/2022	Income	JPM Dividend	-	23.14	47,019.48
03/05/2022	Income	BMY Dividend	-	27.85	47,047.33
09/05/2022	Portfolio Fee	Non advice Fees for the month ended 30 Apr 2022	-634.07	-	46,413.26
09/05/2022	Income	ATVI Dividend	-	14.60	46,427.86
10/05/2022	Income	SAN Dividend	-	106.73	46,534.59
17/05/2022	Income	AAA Dividend	-	18.94	46,553.53
17/05/2022	Income	AAPL Dividend	-	11.81	46,565.34
18/05/2022	Income	CFG Dividend	-	32.49	46,597.83
19/05/2022	Income	ML Dividend	-	86.16	46,683.99
19/05/2022	Income	SU Dividend	-	58.84	46,742.83
23/05/2022	Income	GSBU31 Dividend	-	212.00	46,954.83
23/05/2022	Income	GSBU28 Dividend	-	92.12	47,046.95
24/05/2022	Income	TEL Dividend	-	126.27	47,173.22
25/05/2022	Income	D05 Dividend	-	59.76	47,232.98
25/05/2022	Income	REC Dividend	-	18.41	47,251.39
26/05/2022	Income	PAYX Dividend	-	36.57	47,287.96

Woodhill Super Fund (SMA00365912)

Cash transactions

01 Jul 2021 to 30 Jun 2022



MAIN CASH ACCOUNT continued

Date	Transaction	Narration	Withdrawal \$	Deposit \$	Balance \$
27/05/2022	Income	G Dividend	-	156.45	47,444.41
27/05/2022	TFN Withholding Tax	Tax on SAN/EAPI Spin-off	-5.67	-	47,438.74
31/05/2022	Income	CTSH Dividend	-	11.75	47,450.49
01/06/2022	Income	4503 Dividend	-	27.74	47,478.23
01/06/2022	Income	7741 Dividend	-	5.08	47,483.31
01/06/2022	Income	ZTS Dividend	-	1.93	47,485.24
01/06/2022	Interest Receipt	Monthly Interest	-	10.96	47,496.20
02/06/2022	Income	6501 Dividend	-	41.94	47,538.14
02/06/2022	Income	SJM Dividend	-	38.11	47,576.25
03/06/2022	Income	6758 Dividend	-	9.99	47,586.24
07/06/2022	Interest Receipt	Interest paid on closure of account	-	2.19	47,588.43
07/06/2022	Portfolio Fee	Non advice Fees charged on closure of account	-130.07	-	47,458.36
07/06/2022	Income	V Dividend (Pay Ref 1331048373)	-	10.13	47,468.49
07/06/2022	Internal Transfer Out	Dividend payment, Transfer to Pending Withdrawal Account in preparation for payment on 01/07/2022 (Pay Ref 1331048373)	-10.13	-	47,458.36
07/06/2022	Income	MONC Dividend (Pay Ref 1331048373)	-	14.15	47,472.51
07/06/2022	Internal Transfer Out	Dividend payment, Transfer to Pending Withdrawal Account in preparation for payment on 01/07/2022 (Pay Ref 1331048373)	-14.15	-	47,458.36
08/06/2022	Portfolio Fee	Non advice Fees for the month ended 31 May 2022	-636.20	-	46,822.16
08/06/2022	Income	JNJ Dividend (Pay Ref 1331048373)	-	25.29	46,847.45
08/06/2022	Internal Transfer Out	Dividend payment, Transfer to Pending Withdrawal Account in preparation for payment on 01/07/2022 (Pay Ref 1331048373)	-25.29	-	46,822.16
09/06/2022	Stock Sell	Net settlement for rebalance 25380 settling on 09/06/2022	-	488,643.35	535,465.51
09/06/2022	Stock Sell	Net settlement for rebalance 25380 settling on 09/06/2022	-	267,707.08	803,172.59
09/06/2022	Stock Sell	Net settlement for rebalance 25380 settling on 09/06/2022	-	3,074.11	806,246.70

Woodhill Super Fund (SMA00365912)



Cash transactions

01 Jul 2021 to 30 Jun 2022

MAIN CASH ACCOUNT continued

Date	Transaction	Narration	Withdrawal \$	Deposit \$	Balance \$
09/06/2022	Income	MSFT Dividend (Pay Ref 1331048373)	-	35.29	806,281.99
09/06/2022	Internal Transfer Out	Dividend payment, Transfer to Pending Withdrawal Account in preparation for payment on 01/07/2022 (Pay Ref 1331048373)	-35.29	-	806,246.70
10/06/2022	Internal Transfer Out	Closure Payout, transfer to pending withdrawal account in preparation for payment (Pay Ref 1329728715)	-806,252.37	-	-5.67
10/06/2022	Internal Transfer In	Transfer from Pending Withdrawals account to fund payment (Pay Ref 1329728715)	-	806,252.37	806,246.70
10/06/2022	Withdrawal	Withdrawal from the SMA, paid via Direct Entry, (Ref=1329728715)	-806,252.37	-	-5.67
10/06/2022	Income	CDW Dividend (Pay Ref 1331048373)	-	4.73	-0.94
10/06/2022	Internal Transfer Out	Dividend payment, Transfer to Pending Withdrawal Account in preparation for payment on 01/07/2022 (Pay Ref 1331048373)	-4.73	-	-5.67
14/06/2022	Income	MMM Dividend (Pay Ref 1331048373)	-	30.70	25.03
14/06/2022	Internal Transfer Out	Dividend payment, Transfer to Pending Withdrawal Account in preparation for payment on 01/07/2022 (Pay Ref 1331048373)	-30.70	-	-5.67
15/06/2022	Income	RHI Dividend (Pay Ref 1331048373)	-	21.35	15.68
15/06/2022	Internal Transfer Out	Dividend payment, Transfer to Pending Withdrawal Account in preparation for payment on 01/07/2022 (Pay Ref 1331048373)	-21.35	-	-5.67
15/06/2022	Income	ELE Dividend - Tax Reclaim	-	5.43	-0.24
15/06/2022	Income	ELE Dividend - Tax Reclaim	-	7.66	7.42
16/06/2022	Income	AMAT Dividend (Pay Ref 1331048373)	-	5.96	13.38
16/06/2022	Internal Transfer Out	Dividend payment, Transfer to Pending Withdrawal Account in preparation for payment on 01/07/2022 (Pay Ref 1331048373)	-5.96	-	7.42
16/06/2022	Income	NEM Dividend (Pay Ref 1331048373)	-	9.57	16.99

Woodhill Super Fund (SMA00365912)



Cash transactions

01 Jul 2021 to 30 Jun 2022

MAIN CASH ACCOUNT continued

Date	Transaction	Narration	Withdrawal \$	Deposit \$	Balance \$
16/06/2022	Internal Transfer Out	Dividend payment, Transfer to Pending Withdrawal Account in preparation for payment on 01/07/2022 (Pay Ref 1331048373)	-9.57	-	7.42
16/06/2022	Income	ULVR Dividend (Pay Ref 1331048373)	-	53.15	60.57
16/06/2022	Internal Transfer Out	Dividend payment, Transfer to Pending Withdrawal Account in preparation for payment on 01/07/2022 (Pay Ref 1331048373)	-53.15	-	7.42
17/06/2022	Income	AAA Dividend (Pay Ref 1331048373)	-	40.29	47.71
17/06/2022	Internal Transfer Out	Dividend payment, Transfer to Pending Withdrawal Account in preparation for payment on 01/07/2022 (Pay Ref 1331048373)	-40.29	-	7.42
17/06/2022	Income	ITRK Dividend (Pay Ref 1331048373)	-	26.40	33.82
17/06/2022	Internal Transfer Out	Dividend payment, Transfer to Pending Withdrawal Account in preparation for payment on 01/07/2022 (Pay Ref 1331048373)	-26.40	-	7.42
20/06/2022	Income	EBAY Dividend (Pay Ref 1331048373)	-	12.00	19.42
20/06/2022	Internal Transfer Out	Dividend payment, Transfer to Pending Withdrawal Account in preparation for payment on 01/07/2022 (Pay Ref 1331048373)	-12.00	-	7.42
20/06/2022	Income	LHX Dividend (Pay Ref 1331048373)	-	13.67	21.09
20/06/2022	Internal Transfer Out	Dividend payment, Transfer to Pending Withdrawal Account in preparation for payment on 01/07/2022 (Pay Ref 1331048373)	-13.67	-	7.42
23/06/2022	Income	9433 Dividend (Pay Ref 1331048373)	-	86.15	93.57
23/06/2022	Internal Transfer Out	Dividend payment, Transfer to Pending Withdrawal Account in preparation for payment on 01/07/2022 (Pay Ref 1331048373)	-86.15	-	7.42
24/06/2022	Income	WBC Dividend (Pay Ref 1331048373)	-	300.12	307.54
24/06/2022	Internal Transfer Out	Dividend payment, Transfer to Pending Withdrawal Account in preparation for payment on 01/07/2022 (Pay Ref 1331048373)	-300.12	-	7.42
29/06/2022	Income	6113 Dividend (Pay Ref 1331280789)	-	25.68	33.10

Cash transactions

01 Jul 2021 to 30 Jun 2022

MAIN CASH ACCOUNT continued

Date	Transaction	Narration	Withdrawal \$	Deposit \$	Balance \$	
29/06/2022	Internal Transfer Out	Dividend payment, Transfer to Pending Withdrawal Account in preparation for payment on 01/07/2022 (Pay Ref 1331280789)	-25.68	-	7.42	
29/06/2022	Income	1801 Dividend (Pay Ref 1331280789)	-	15.54	22.96	
29/06/2022	Internal Transfer Out	Dividend payment, Transfer to Pending Withdrawal Account in preparation for payment on 01/07/2022 (Pay Ref 1331280789)	-15.54	-	7.42	
30/06/2022	Income	7974 Dividend (Pay Ref 1331181472)	-	102.00	109.42	
30/06/2022	Internal Transfer Out	Dividend payment, Transfer to Pending Withdrawal Account in preparation for payment on 01/07/2022 (Pay Ref 1331181472)	-102.00	-	7.42	
			Opening balance \$	Withdrawals \$	Deposits \$	Closing balance \$
MAIN CASH ACCOUNT summary			35,381.47	-2,138,438.51	2,103,064.46	7.42

PENDING WITHDRAWALS

Date	Transaction	Narration	Withdrawal \$	Deposit \$	Balance \$
01/07/2021	Opening Balance				-
03/11/2021	Internal Transfer In	Application Money on 23 ALLR	-	962.55	962.55
08/11/2021	Internal Transfer Out	Payment of Application Money on 23 ALLR	-962.55	-	-
26/11/2021	Internal Transfer In	(Withdrawal)Transfer from Cash Account in preparation for payment once the sale of securities has settled (Pay Ref 1319027691)	-	50,000.00	50,000.00
30/11/2021	Internal Transfer Out	Transfer to Main Cash account to fund payment (Pay Ref 1319027691)	-50,000.00	-	-
07/06/2022	Internal Transfer In	(Dividend) Transfer from Cash Account in preparation for payment on 01/07/2022 (Pay Ref 1331048373)	-	10.13	10.13

Woodhill Super Fund (SMA00365912)

Cash transactions

01 Jul 2021 to 30 Jun 2022



PENDING WITHDRAWALS continued

Date	Transaction	Narration	Withdrawal \$	Deposit \$	Balance \$
07/06/2022	Internal Transfer In	(Dividend) Transfer from Cash Account in preparation for payment on 01/07/2022 (Pay Ref 1331048373)	-	14.15	24.28
08/06/2022	Internal Transfer In	(Dividend) Transfer from Cash Account in preparation for payment on 01/07/2022 (Pay Ref 1331048373)	-	25.29	49.57
09/06/2022	Internal Transfer In	(Dividend) Transfer from Cash Account in preparation for payment on 01/07/2022 (Pay Ref 1331048373)	-	35.29	84.86
10/06/2022	Internal Transfer In	(Closure Payout) transfer from cash account in preparation for payment (Pay Ref 1329728715)	-	806,252.37	806,337.23
10/06/2022	Internal Transfer Out	Transfer to Main Cash account to fund payment (Pay Ref 1329728715)	-806,252.37	-	84.86
10/06/2022	Internal Transfer In	(Dividend) Transfer from Cash Account in preparation for payment on 01/07/2022 (Pay Ref 1331048373)	-	4.73	89.59
14/06/2022	Internal Transfer In	(Dividend) Transfer from Cash Account in preparation for payment on 01/07/2022 (Pay Ref 1331048373)	-	30.70	120.29
15/06/2022	Internal Transfer In	(Dividend) Transfer from Cash Account in preparation for payment on 01/07/2022 (Pay Ref 1331048373)	-	21.35	141.64
16/06/2022	Internal Transfer In	(Dividend) Transfer from Cash Account in preparation for payment on 01/07/2022 (Pay Ref 1331048373)	-	5.96	147.60
16/06/2022	Internal Transfer In	(Dividend) Transfer from Cash Account in preparation for payment on 01/07/2022 (Pay Ref 1331048373)	-	9.57	157.17
16/06/2022	Internal Transfer In	(Dividend) Transfer from Cash Account in preparation for payment on 01/07/2022 (Pay Ref 1331048373)	-	53.15	210.32

Woodhill Super Fund (SMA00365912)



Cash transactions

01 Jul 2021 to 30 Jun 2022

PENDING WITHDRAWALS continued

Date	Transaction	Narration	Withdrawal \$	Deposit \$	Balance \$
17/06/2022	Internal Transfer In	(Dividend) Transfer from Cash Account in preparation for payment on 01/07/2022 (Pay Ref 1331048373)	-	40.29	250.61
17/06/2022	Internal Transfer In	(Dividend) Transfer from Cash Account in preparation for payment on 01/07/2022 (Pay Ref 1331048373)	-	26.40	277.01
20/06/2022	Internal Transfer In	(Dividend) Transfer from Cash Account in preparation for payment on 01/07/2022 (Pay Ref 1331048373)	-	12.00	289.01
20/06/2022	Internal Transfer In	(Dividend) Transfer from Cash Account in preparation for payment on 01/07/2022 (Pay Ref 1331048373)	-	13.67	302.68
23/06/2022	Internal Transfer In	(Dividend) Transfer from Cash Account in preparation for payment on 01/07/2022 (Pay Ref 1331048373)	-	86.15	388.83
24/06/2022	Internal Transfer In	(Dividend) Transfer from Cash Account in preparation for payment on 01/07/2022 (Pay Ref 1331048373)	-	300.12	688.95
29/06/2022	Internal Transfer In	(Dividend) Transfer from Cash Account in preparation for payment on 01/07/2022 (Pay Ref 1331280789)	-	25.68	714.63
29/06/2022	Internal Transfer In	(Dividend) Transfer from Cash Account in preparation for payment on 01/07/2022 (Pay Ref 1331280789)	-	15.54	730.17
30/06/2022	Internal Transfer In	(Dividend) Transfer from Cash Account in preparation for payment on 01/07/2022 (Pay Ref 1331181472)	-	102.00	832.17
			Opening balance	Withdrawals	Closing balance
			\$	\$	\$
PENDING WITHDRAWALS summary			-	857,214.92	858,047.09
					832.17

Cash summary

01 Jul 2021 to 30 Jun 2022

MAIN CASH ACCOUNT

Incoming cash	Income	Stock	Interest	Deposit	Internal	Superfund	Write	Rebate	Tax	Capital	Portfolio	Rollover	Others
	\$	sell	receipt	\$	transfer in	contribution	option	\$	refund	return	reverse	deposit	\$
		\$	\$		\$	\$	\$		\$	\$	\$	\$	\$
01/07/2021	194.73	-	3.23	-	-	-	-	-	-	-	-	-	-
02/07/2021	162.43	-	-	-	-	-	-	-	-	-	-	-	-
07/07/2021	41.63	-	-	-	-	-	-	-	-	-	-	-	-
09/07/2021	60.90	-	-	-	-	-	-	-	-	-	-	-	-
13/07/2021	-	6,514.12	-	-	-	-	-	-	-	-	-	-	-
15/07/2021	119.94	-	-	-	-	-	-	-	-	-	-	-	-
28/07/2021	71.11	-	-	-	-	-	-	-	-	-	-	-	-
02/08/2021	75.84	-	4.92	-	-	-	-	-	-	-	-	-	-
10/08/2021	-	26,235.50	-	-	-	-	-	-	-	-	-	-	-
12/08/2021	16.99	-	-	-	-	-	-	-	-	-	-	-	-
13/08/2021	74.82	-	-	-	-	-	-	-	-	-	-	-	-
18/08/2021	42.04	-	-	-	-	-	-	-	-	-	-	-	-
20/08/2021	-	58,372.02	-	-	-	-	-	-	-	-	-	-	-
23/08/2021	205.92	-	-	-	-	-	-	-	-	-	-	-	-
26/08/2021	141.92	-	-	-	-	-	-	-	-	-	-	-	-
31/08/2021	13.34	-	-	-	-	-	-	-	-	-	-	-	-
01/09/2021	93.00	-	6.41	-	-	-	-	-	-	-	-	-	-
02/09/2021	97.34	-	-	-	-	-	-	-	-	-	-	-	-
03/09/2021	77.70	-	-	-	-	-	-	-	-	-	-	-	-
07/09/2021	50.74	-	-	-	-	-	-	-	-	-	-	-	-
08/09/2021	99.94	-	-	-	-	-	-	-	-	-	-	-	-
09/09/2021	47.00	-	-	-	-	-	-	-	-	-	-	-	-
10/09/2021	5.96	-	-	-	-	-	-	-	-	-	-	-	-
13/09/2021	162.88	-	-	-	-	-	-	-	-	-	-	-	-
15/09/2021	24.61	-	-	-	-	-	-	-	-	-	-	-	-
16/09/2021	8.32	-	-	-	-	-	-	-	-	-	-	-	-
17/09/2021	12.51	-	-	-	-	-	-	-	-	-	-	-	-
20/09/2021	64.56	-	-	-	-	-	-	-	-	-	-	-	-
21/09/2021	241.66	-	-	-	-	-	-	-	-	-	-	-	-
22/09/2021	171.83	-	-	-	-	-	-	-	-	-	-	-	-

Cash summary

01 Jul 2021 to 30 Jun 2022

MAIN CASH ACCOUNT continued

Incoming cash	Income	Stock	Interest	Deposit	Internal	Superfund	Write	Rebate	Tax	Capital	Portfolio	Rollover	Others
	\$	sell	receipt	\$	transfer in	contribution	option	\$	refund	return	reverse	deposit	\$
		\$	\$		\$	\$	\$		\$	\$	\$	\$	\$
23/09/2021	144.15	-	-	-	-	-	-	-	-	-	-	-	-
24/09/2021	41.85	-	-	-	-	-	-	-	-	-	-	-	-
28/09/2021	135.24	-	-	-	-	-	-	-	-	-	-	-	-
29/09/2021	253.71	-	-	-	-	-	-	-	-	-	-	-	-
30/09/2021	159.44	-	-	-	-	-	-	-	-	-	-	-	-
01/10/2021	88.92	-	9.30	-	-	-	-	-	-	-	-	-	-
07/10/2021	286.79	-	-	-	-	-	-	-	-	-	-	-	-
08/10/2021	141.78	6,875.98	-	-	-	-	-	-	-	-	-	-	-
13/10/2021	96.80	-	-	-	-	-	-	-	-	-	-	-	-
14/10/2021	137.98	33,662.27	-	-	-	-	-	-	-	-	-	-	-
15/10/2021	60.24	21,905.61	-	-	-	-	-	-	-	-	-	-	-
20/10/2021	159.84	23.10	-	-	-	-	-	-	-	-	-	-	-
21/10/2021	1,033.23	-	-	-	-	-	-	-	-	-	-	-	-
27/10/2021	52.13	-	-	-	-	-	-	-	-	-	-	-	-
01/11/2021	27.13	-	10.58	-	-	-	-	-	-	-	-	-	-
02/11/2021	37.72	-	-	-	-	-	-	-	-	-	-	-	-
08/11/2021	-	29,405.78	-	-	962.55	-	-	-	-	-	-	-	-
12/11/2021	52.63	-	-	-	-	-	-	-	-	-	-	-	-
15/11/2021	17.06	-	-	-	-	-	-	-	-	-	-	-	-
18/11/2021	8.92	-	-	-	-	-	-	-	-	-	-	-	-
19/11/2021	25.47	-	-	-	-	-	-	-	-	-	-	-	-
22/11/2021	330.12	-	-	-	-	-	-	-	-	-	-	-	-
24/11/2021	28.66	-	-	-	-	-	-	-	-	-	-	-	-
26/11/2021	65.00	-	-	-	-	-	-	-	-	-	-	-	-
29/11/2021	130.26	-	-	-	-	-	-	-	-	-	-	-	-
30/11/2021	18.77	-	-	-	50,000.00	-	-	-	-	-	-	-	-
01/12/2021	410.79	-	4.51	-	-	-	-	-	-	-	-	-	-
02/12/2021	18.10	40,595.02	-	-	-	-	-	-	-	610.00	-	-	-
03/12/2021	-	7,310.57	-	-	-	-	-	-	-	-	-	-	-
06/12/2021	44.62	-	-	-	-	-	-	-	-	-	-	-	-

Cash summary

01 Jul 2021 to 30 Jun 2022

MAIN CASH ACCOUNT continued

Incoming cash	Income	Stock sell	Interest receipt	Deposit	Internal transfer in	Superfund contribution	Write option	Rebate	Tax refund	Capital return	Portfolio reverse	Rollover deposit	Others
	\$	\$	\$	\$	\$	\$	\$	\$	\$	\$	\$	\$	\$
07/12/2021	83.50	724.69	-	-	-	-	-	-	-	-	-	-	-
09/12/2021	46.43	-	-	-	-	-	-	-	-	-	-	-	-
10/12/2021	7.67	-	-	-	-	-	-	-	-	-	-	-	-
13/12/2021	29.71	-	-	-	-	-	-	-	-	-	-	-	-
15/12/2021	170.61	-	-	-	-	-	-	-	-	-	-	-	-
16/12/2021	244.64	-	-	-	-	-	-	-	-	-	-	-	-
17/12/2021	138.72	-	-	-	-	-	-	-	-	-	-	-	-
20/12/2021	42.41	-	-	-	-	-	-	-	-	-	-	-	-
21/12/2021	486.60	-	-	-	-	-	-	-	-	-	-	-	-
29/12/2021	19.73	-	-	-	-	-	-	-	-	-	-	-	-
30/12/2021	31.86	-	-	-	-	-	-	-	-	-	-	-	-
03/01/2022	-	-	4.89	-	-	-	-	-	-	-	-	-	-
04/01/2022	64.54	-	-	-	-	-	-	-	-	-	-	-	-
07/01/2022	41.24	-	-	-	-	-	-	-	-	-	-	-	-
14/01/2022	-	3,715.03	-	-	-	-	-	-	-	-	-	-	-
17/01/2022	176.23	-	-	-	-	-	-	-	-	-	-	-	-
19/01/2022	16.55	-	-	-	-	-	-	-	-	-	-	-	-
26/01/2022	-	64,525.08	-	-	-	-	-	-	-	-	-	-	-
27/01/2022	47.59	28,335.06	-	-	-	-	-	-	-	-	-	-	-
31/01/2022	26.38	-	-	-	-	-	-	-	-	-	-	-	-
01/02/2022	-	-	3.97	-	-	-	-	-	-	-	-	-	-
02/02/2022	37.25	-	-	-	-	-	-	-	-	-	-	-	-
09/02/2022	-	26,492.86	-	-	-	-	-	-	-	-	-	-	-
11/02/2022	12.31	-	-	-	-	-	-	-	-	-	-	-	-
14/02/2022	62.62	-	-	-	-	-	-	-	-	-	-	-	-
21/02/2022	13.48	4,314.24	-	-	-	-	-	-	-	-	-	-	-
22/02/2022	93.90	-	-	-	-	-	-	-	-	-	-	-	-
24/02/2022	26.54	-	-	-	-	-	-	-	-	-	-	-	-
01/03/2022	20.05	-	3.26	-	-	-	-	-	-	-	-	-	-
02/03/2022	42.55	-	-	-	-	-	-	-	-	-	-	-	-

Cash summary

01 Jul 2021 to 30 Jun 2022

MAIN CASH ACCOUNT continued

Incoming cash	Income	Stock	Interest	Deposit	Internal	Superfund	Write	Rebate	Tax	Capital	Portfolio	Rollover	Others
	\$	sell	receipt	\$	transfer in	contribution	option	\$	refund	return	reverse	deposit	\$
		\$	\$		\$	\$	\$		\$	\$	\$	\$	\$
08/03/2022	19.67	-	-	-	-	-	-	-	-	-	-	-	-
09/03/2022	-	87,422.74	-	-	-	-	-	-	-	-	-	-	-
10/03/2022	34.74	-	-	-	-	-	-	-	-	-	-	-	-
15/03/2022	48.12	-	-	-	-	-	-	-	-	-	-	-	-
16/03/2022	20.25	-	-	-	-	-	-	-	-	-	-	-	-
17/03/2022	57.12	-	-	-	-	-	-	-	-	-	-	-	-
18/03/2022	12.91	11,747.32	-	-	-	-	-	-	-	-	-	-	-
21/03/2022	94.97	3,153.97	-	-	-	-	-	-	-	-	-	-	-
22/03/2022	-	3,153.97	-	-	-	-	-	-	-	-	-	-	-
23/03/2022	378.79	3,153.97	-	-	-	-	-	-	-	-	-	-	-
24/03/2022	-	3,153.97	-	-	-	-	-	-	-	-	-	-	-
25/03/2022	25.22	-	-	-	-	-	-	-	-	-	-	-	-
28/03/2022	206.76	-	-	-	-	-	-	-	-	-	-	-	-
29/03/2022	151.25	-	-	-	-	-	-	-	-	-	-	-	-
30/03/2022	387.78	-	-	-	-	-	-	-	-	-	-	-	-
31/03/2022	154.44	-	-	-	-	-	-	-	-	-	-	-	-
01/04/2022	93.20	-	4.51	-	-	-	-	-	-	-	-	-	-
06/04/2022	93.91	-	-	-	-	-	-	-	-	-	-	-	-
08/04/2022	28.83	-	-	-	-	-	-	-	-	-	-	-	-
13/04/2022	99.45	-	-	-	-	-	-	-	-	-	-	-	-
14/04/2022	105.53	-	-	-	-	-	-	-	-	-	-	-	-
19/04/2022	13.35	-	-	-	-	-	-	-	-	-	-	-	-
20/04/2022	19.10	-	-	-	-	-	-	-	-	-	-	-	-
21/04/2022	1,980.73	-	-	-	-	-	-	-	-	-	-	-	-
22/04/2022	58.51	-	-	-	-	-	-	-	-	-	-	-	-
27/04/2022	135.04	-	-	-	-	-	-	-	-	-	-	-	-
28/04/2022	257.53	-	-	-	-	-	-	-	-	-	-	-	-
29/04/2022	38.20	-	-	-	-	-	-	-	-	-	-	-	-
02/05/2022	23.14	-	3.94	-	-	-	-	-	-	-	-	-	-
03/05/2022	27.85	-	-	-	-	-	-	-	-	-	-	-	-

Cash summary

01 Jul 2021 to 30 Jun 2022

MAIN CASH ACCOUNT continued

Incoming cash	Income	Stock	Interest	Deposit	Internal	Superfund	Write	Rebate	Tax	Capital	Portfolio	Rollover	Others
	\$	sell	receipt	\$	transfer in	contribution	option	\$	refund	return	reverse	deposit	\$
		\$	\$		\$	\$	\$		\$	\$	\$	\$	\$
09/05/2022	14.60	-	-	-	-	-	-	-	-	-	-	-	-
10/05/2022	106.73	-	-	-	-	-	-	-	-	-	-	-	-
17/05/2022	30.75	-	-	-	-	-	-	-	-	-	-	-	-
18/05/2022	32.49	-	-	-	-	-	-	-	-	-	-	-	-
19/05/2022	145.00	-	-	-	-	-	-	-	-	-	-	-	-
23/05/2022	304.12	-	-	-	-	-	-	-	-	-	-	-	-
24/05/2022	126.27	-	-	-	-	-	-	-	-	-	-	-	-
25/05/2022	78.17	-	-	-	-	-	-	-	-	-	-	-	-
26/05/2022	36.57	-	-	-	-	-	-	-	-	-	-	-	-
27/05/2022	156.45	-	-	-	-	-	-	-	-	-	-	-	-
31/05/2022	11.75	-	-	-	-	-	-	-	-	-	-	-	-
01/06/2022	34.75	-	10.96	-	-	-	-	-	-	-	-	-	-
02/06/2022	80.05	-	-	-	-	-	-	-	-	-	-	-	-
03/06/2022	9.99	-	-	-	-	-	-	-	-	-	-	-	-
07/06/2022	24.28	-	2.19	-	-	-	-	-	-	-	-	-	-
08/06/2022	25.29	-	-	-	-	-	-	-	-	-	-	-	-
09/06/2022	35.29	759,424.54	-	-	-	-	-	-	-	-	-	-	-
10/06/2022	4.73	-	-	-	806,252.37	-	-	-	-	-	-	-	-
14/06/2022	30.70	-	-	-	-	-	-	-	-	-	-	-	-
15/06/2022	34.44	-	-	-	-	-	-	-	-	-	-	-	-
16/06/2022	68.68	-	-	-	-	-	-	-	-	-	-	-	-
17/06/2022	66.69	-	-	-	-	-	-	-	-	-	-	-	-
20/06/2022	25.67	-	-	-	-	-	-	-	-	-	-	-	-
23/06/2022	86.15	-	-	-	-	-	-	-	-	-	-	-	-
24/06/2022	300.12	-	-	-	-	-	-	-	-	-	-	-	-
29/06/2022	41.22	-	-	-	-	-	-	-	-	-	-	-	-
30/06/2022	102.00	-	-	-	-	-	-	-	-	-	-	-	-
Totals	14,949.46	1,230,217.41	72.67	-	857,214.92	-	-	-	-	610.00	-	-	-

Cash summary

01 Jul 2021 to 30 Jun 2022

MAIN CASH ACCOUNT continued

Outgoing cash	Stock purchase \$	Withdrawal \$	Portfolio fee \$	Internal transfer out \$	Pension \$	Advice fee \$	Expense \$	Buy option \$	Tax payment \$	Bank charge \$	Insurance premium \$	Portfolio accounting fee \$	Others \$
07/07/2021	-	-	677.67	-	-	-	-	-	-	-	-	-	-
09/08/2021	-	-	709.60	-	-	-	-	-	-	-	-	-	-
24/08/2021	8,328.28	-	-	-	-	-	-	-	-	-	-	-	-
07/09/2021	-	-	726.72	-	-	-	-	-	-	-	-	-	-
07/10/2021	-	-	714.42	-	-	-	-	-	-	-	-	-	-
08/10/2021	13,471.79	-	-	-	-	-	-	-	-	-	-	-	-
11/10/2021	6,875.98	-	-	-	-	-	-	-	-	-	-	-	-
18/10/2021	4,554.74	-	-	-	-	-	-	-	-	-	-	-	-
19/10/2021	2,856.34	-	-	-	-	-	-	-	-	-	-	-	-
27/10/2021	48,695.87	-	-	-	-	-	-	-	-	-	-	-	-
02/11/2021	5,382.95	-	-	-	-	-	-	-	-	-	-	-	-
03/11/2021	22,251.54	-	-	962.55	-	-	-	-	-	-	-	-	-
05/11/2021	50,013.78	-	-	-	-	-	-	-	-	-	-	-	-
08/11/2021	962.55	-	-	-	-	-	-	-	-	-	-	-	-
09/11/2021	-	-	722.57	-	-	-	-	-	-	-	-	-	-
26/11/2021	-	-	-	50,000.00	-	-	-	-	-	-	-	-	-
30/11/2021	-	50,000.00	-	-	-	-	-	-	-	-	-	-	-
09/12/2021	-	-	712.38	-	-	-	-	-	-	-	-	-	-
11/01/2022	-	-	695.36	-	-	-	-	-	-	-	-	-	-
12/01/2022	36,331.45	-	-	-	-	-	-	-	-	-	-	-	-
08/02/2022	-	-	686.25	-	-	-	-	-	-	-	-	-	-
09/02/2022	128,602.26	-	-	-	-	-	-	-	-	-	-	-	-
09/03/2022	-	-	623.26	-	-	-	-	-	-	-	-	-	-
17/03/2022	45,530.72	-	-	-	-	-	-	-	-	-	-	-	-
18/03/2022	19,177.05	-	-	-	-	-	-	-	-	-	-	-	-
21/03/2022	6,431.67	-	-	-	-	-	-	-	-	-	-	-	-
22/03/2022	3,153.97	-	-	-	-	-	-	-	-	-	-	-	-
23/03/2022	3,153.97	-	-	-	-	-	-	-	-	-	-	-	-
24/03/2022	3,153.97	-	-	-	-	-	-	-	-	-	-	-	-
25/03/2022	3,153.97	-	-	-	-	-	-	-	-	-	-	-	-

Woodhill Super Fund (SMA00365912)



Cash summary

01 Jul 2021 to 30 Jun 2022

MAIN CASH ACCOUNT continued

Outgoing cash	Stock purchase \$	Withdrawal \$	Portfolio fee \$	Internal transfer out \$	Pension \$	Advice fee \$	Expense \$	Buy option \$	Tax payment \$	Bank charge \$	Insurance premium \$	Portfolio accounting fee \$	Others \$
08/04/2022	-	-	650.44	-	-	-	-	-	-	-	-	-	-
02/05/2022	3,731.52	-	-	-	-	-	-	-	-	-	-	-	-
09/05/2022	-	-	634.07	-	-	-	-	-	-	-	-	-	-
27/05/2022	-	-	-	-	-	-	-	-	5.67	-	-	-	-
07/06/2022	-	-	130.07	24.28	-	-	-	-	-	-	-	-	-
08/06/2022	-	-	636.20	25.29	-	-	-	-	-	-	-	-	-
09/06/2022	-	-	-	35.29	-	-	-	-	-	-	-	-	-
10/06/2022	-	806,252.37	-	806,257.10	-	-	-	-	-	-	-	-	-
14/06/2022	-	-	-	30.70	-	-	-	-	-	-	-	-	-
15/06/2022	-	-	-	21.35	-	-	-	-	-	-	-	-	-
16/06/2022	-	-	-	68.68	-	-	-	-	-	-	-	-	-
17/06/2022	-	-	-	66.69	-	-	-	-	-	-	-	-	-
20/06/2022	-	-	-	25.67	-	-	-	-	-	-	-	-	-
23/06/2022	-	-	-	86.15	-	-	-	-	-	-	-	-	-
24/06/2022	-	-	-	300.12	-	-	-	-	-	-	-	-	-
29/06/2022	-	-	-	41.22	-	-	-	-	-	-	-	-	-
30/06/2022	-	-	-	102.00	-	-	-	-	-	-	-	-	-
Totals	415,814.37	856,252.37	8,319.01	858,047.09	-	-	-	-	5.67	-	-	-	-

Important notices

General notices

This report is NOT intended to be advice

The information provided on this report is not intended to influence any person in making a decision in relation to a particular financial product, class of financial products, or any interest in either. Taxation is only one of the matters that must be considered when making a decision in relation to a financial product. However, to the extent that advice is provided on this report, it does not take into account any person's particular objectives, financial situation or needs. These should be considered to determine the appropriateness of the advice, before acting on it.

30 September 2022

The Trustees of Woodhill Super Fund
59 Elliott Street
BALMAIN NSW 2041

Praemium Partner SMA

Portfolio name: Woodhill Super Fund

Portfolio ID: SMA00365912

Tax report for the financial year to 30 June 2022

Dear The Trustees of Woodhill Super Fund,

We are pleased to provide your tax report for your investments held in the Praemium Partner SMA account.

This report contains the following for the period 1 July 2021 to 30 June 2022:

- » Tax summary
- » Taxation income
- » Cash transactions
- » Realised CGT
- » Expenses

Further information on how to use this report to complete your 2021-2022 tax return is provided in our [Tax Guide](#). This guide provides general information only and is not intended to represent specific taxation or financial advice.

Sincerely,



Anna Itsiopoulos

Chief Operating Officer
Praemium Australia Ltd

If you have any questions about this tax report, please contact our support team on **1800 571 881** or speak to your financial adviser.

Your financial adviser details

Samuel Kerr
contact@nucleuswealth.com
1300 623 863
0493 232 469

Woodhill Super Fund (SMA00365912)

Tax summary

01 Jul 2021 to 30 Jun 2022

Assessable income

Australian income		
Interest	Interest	4,062.48
	Interest exempt from NRWT	-
	Total interest	4,062.48
Dividends	Unfranked	31.38
	Unfranked CFI	576.26
	Total unfranked	607.64
	Franked	4,668.94
	Franking credits	1,987.10
	Total dividends	7,263.68
Trust income	Franked distributions	-
	Franking credits	-
	Gross franked distributions	-
	Other trust income ^(a)	226.79
	Total trust income	226.79
Other income	Gains on disposal of traditional securities	4.28
	Total other income	4.28
Total Australian income		11,557.23
Foreign income		
Other	Other foreign source income	6,815.73
	Total other	6,815.73
Total foreign income		6,815.73
Net capital gain ^(b)		33,178.83
Total assessable income		51,551.79

(a) Share of net income from trusts (excluding gross franked distributions, foreign income, capital gains, and non-assessable amounts). For more details, refer to the 'Trust income' section of the **Income transactions** report.

(b) For more details, refer to the 'Summary of CGT gains/losses' section of the **Realised CGT** report.

Deductions

Investment expenses	Portfolio management fees	-8,319.01
		-8,319.01
Other deductions	Losses on disposal of traditional securities ^(b)	-21,923.24
		-21,923.24
Total deductions		-30,242.25

(b) Losses on disposal of traditional securities can include both domestic and international losses. Refer to the **Income** report for details.

Tax offsets, credits and NCMi

Franking credits		
Dividends	Franking credits	2,000.94
	Less franking credits denied	-13.84
		1,987.10
Total franking credits		1,987.10
Foreign tax ^(a)		
Dividends		1,032.27
Trust income	Other	49.60
		49.60
Total foreign tax		1,081.87
NCMI ^(b)		
NPP - Non-concessional MIT income		19.34
NPP - Excluded from NCMi		-
Capital gains - Non-concessional MIT income		-
Capital gains - Excluded from NCMi		-

(a) Foreign tax withheld from or paid in respect of foreign-source income that was derived during the income year. While foreign tax withheld or paid may be taken into account when calculating any entitlement to a foreign income tax offset (FITO), it does not necessarily equate to the FITO entitlement.

Woodhill Super Fund (SMA00365912)

Tax summary

01 Jul 2021 to 30 Jun 2022

(b) NCMI amounts reported are based on information made available and provided by managed investment trusts.

Woodhill Super Fund (SMA00365912)

Taxation income

01 Jul 2021 to 30 Jun 2022

Income transactions ^(a)

Asset	Tax date	Interest \$	Unfranked \$	Franked \$	Franking credits entitlement \$	Other Aust \$	Gross foreign \$	Trust cap gains \$	Non-assess \$	Gross excl franking credits \$	Aust taxes \$	Foreign taxes \$	Expenses withheld \$	Assess non- receiv \$	Cash \$	DRP \$	To be received \$
Dividends																	
ARISTOCRAT LEISURE LIMITED FPO																	
ALL	02/07/2021	-	-	109.20	46.80	-	-	-	-	109.20	-	-	-	-	109.20	-	-
	17/12/2021	-	-	125.84	53.93	-	-	-	-	125.84	-	-	-	-	125.84	-	-
ALL totals		-	-	235.04	100.73	-	-	-	-	235.04	-	-	-	-	235.04	-	-
AUSTRALIA AND NEW ZEALAND BANKING GROUP LIMITED FPO																	
ANZ	16/12/2021	-	-	236.16	101.21	-	-	-	-	236.16	-	-	-	-	236.16	-	-
ANZ totals		-	-	236.16	101.21	-	-	-	-	236.16	-	-	-	-	236.16	-	-
BHP GROUP LIMITED FPO																	
BHP	21/09/2021	-	-	241.66	103.57	-	-	-	-	241.66	-	-	-	-	241.66	-	-
	28/03/2022	-	-	151.88	65.09	-	-	-	-	151.88	-	-	-	-	151.88	-	-
	01/06/2022	-	-	446.40	191.31	-	-	-	-	446.40	-	-	-	-	-	446.40	-
BHP totals		-	-	839.94	359.97	-	-	-	-	839.94	-	-	-	-	393.54	446.40	-
BLUESCOPE STEEL LIMITED FPO																	
BSL	13/10/2021	-	96.80	-	-	-	-	-	-	96.80	-	-	-	-	96.80	-	-
BSL totals		-	96.80	-	-	-	-	-	-	96.80	-	-	-	-	96.80	-	-
BRAMBLES LIMITED FPO																	
BXB	14/10/2021	-	77.55	33.24	14.24	-	-	-	-	110.79	-	-	-	-	110.79	-	-
	14/04/2022	-	59.46	25.48	10.92	-	-	-	-	84.94	-	-	-	-	84.94	-	-
BXB totals		-	137.01	58.72	25.16	-	-	-	-	195.73	-	-	-	-	195.73	-	-
COMMONWEALTH BANK OF AUSTRALIA. FPO																	
CBA	29/09/2021	-	-	212.00	90.86	-	-	-	-	212.00	-	-	-	-	212.00	-	-
	30/03/2022	-	-	138.25	59.25	-	-	-	-	138.25	-	-	-	-	138.25	-	-
CBA totals		-	-	350.25	150.11	-	-	-	-	350.25	-	-	-	-	350.25	-	-
COLES GROUP LIMITED. FPO																	
COL	28/09/2021	-	-	135.24	57.96	-	-	-	-	135.24	-	-	-	-	135.24	-	-
	31/03/2022	-	-	154.44	66.19	-	-	-	-	154.44	-	-	-	-	154.44	-	-
COL totals		-	-	289.68	124.15	-	-	-	-	289.68	-	-	-	-	289.68	-	-

Woodhill Super Fund (SMA00365912)

Taxation income

01 Jul 2021 to 30 Jun 2022

Income transactions^(a) continued

Asset	Tax date	Interest \$	Unfranked \$	Franked \$	Franking credits entitlement \$	Other Aust \$	Gross foreign \$	Trust cap gains \$	Non-assess \$	Gross excl franking credits \$	Aust taxes \$	Foreign taxes \$	Expenses withheld \$	Assess non- receiv \$	Cash \$	DRP \$	To be received \$
Dividends																	
COMPUTERSHARE LIMITED. FPO																	
CPU	13/09/2021	-	53.54	80.32	34.42	-	-	-	-	133.86	-	-	-	-	133.86	-	-
	17/03/2022	-	34.27	22.85	9.79	-	-	-	-	57.12	-	-	-	-	57.12	-	-
CPU totals		-	87.81	103.17	44.21	-	-	-	-	190.98	-	-	-	-	190.98	-	-
CSL LIMITED FPO																	
CSL	30/09/2021	-	115.88	12.88	5.52	-	-	-	-	128.76	-	-	-	-	128.76	-	-
	06/04/2022	-	93.91	-	-	-	-	-	-	93.91	-	-	-	-	93.91	-	-
CSL totals		-	209.79	12.88	5.52	-	-	-	-	222.67	-	-	-	-	222.67	-	-
ENDEAVOUR GROUP LIMITED FPO																	
EDV	22/09/2021	-	-	43.68	18.72	-	-	-	-	43.68	-	-	-	-	43.68	-	-
	28/03/2022	-	-	54.88	23.52	-	-	-	-	54.88	-	-	-	-	54.88	-	-
EDV totals		-	-	98.56	42.24	-	-	-	-	98.56	-	-	-	-	98.56	-	-
AUSTRALIAN GOVERNMENT TREASURY BONDS TREASURY BOND 1.00% 21-11-31 SEMI																	
GSBU31	22/11/2021	220.50	-	-	-	-	-	-	-	220.50	-	-	-	-	220.50	-	-
	23/05/2022	212.00	-	-	-	-	-	-	-	212.00	-	-	-	-	212.00	-	-
GSBU31 totals		432.50	-	-	-	-	-	-	-	432.50	-	-	-	-	432.50	-	-
MAGELLAN FINANCIAL GROUP LIMITED FPO																	
MFG	23/09/2021	-	31.38	94.13	40.34	-	-	-	-	125.51	-	-	-	-	125.51	-	-
MFG totals		-	31.38	94.13	40.34	-	-	-	-	125.51	-	-	-	-	125.51	-	-
NATIONAL AUSTRALIA BANK LIMITED FPO																	
NAB	15/12/2021	-	-	146.73	62.88	-	-	-	-	146.73	-	-	-	-	146.73	-	-
NAB totals		-	-	146.73	62.88	-	-	-	-	146.73	-	-	-	-	146.73	-	-
NORTHERN STAR RESOURCES LTD FPO																	
NST	29/09/2021	-	-	41.71	17.87	-	-	-	-	41.71	-	-	-	-	41.71	-	-
	29/03/2022	-	-	100.20	29.10 ^(c)	-	-	-	-	100.20	-	-	-	-	100.20	-	-
NST totals		-	-	141.91	46.97 ^(c)	-	-	-	-	141.91	-	-	-	-	141.91	-	-
SONIC HEALTHCARE LIMITED FPO																	

Woodhill Super Fund (SMA00365912)

Taxation income

01 Jul 2021 to 30 Jun 2022

Income transactions^(a) continued

Asset	Tax date	Interest \$	Unfranked \$	Franked \$	Franking credits entitlement \$	Other Aust \$	Gross foreign \$	Trust cap gains \$	Non-assess \$	Gross excl franking credits \$	Aust taxes \$	Foreign taxes \$	Expenses withheld \$	Assess non- receiv \$	Cash \$	DRP \$	To be received \$
Dividends																	
SHL	22/09/2021	-	44.85	83.30	35.70	-	-	-	-	128.15	-	-	-	-	128.15	-	-
	23/03/2022	-	-	76.40	32.74	-	-	-	-	76.40	-	-	-	-	76.40	-	-
SHL totals		-	44.85	159.70	68.44	-	-	-	-	204.55	-	-	-	-	204.55	-	-
TRANSURBAN GROUP ORDINARY SHARES/UNITS FULLY PAID TRIPLE STAPLED - THL																	
TCL_THL	23/08/2021	-	-	8.96	3.84	-	-	-	-	8.96	-	-	-	-	8.96	-	-
TCL_THL totals		-	-	8.96	3.84	-	-	-	-	8.96	-	-	-	-	8.96	-	-
TREASURY WINE ESTATES LIMITED FPO																	
TWE	01/10/2021	-	-	88.92	38.11	-	-	-	-	88.92	-	-	-	-	88.92	-	-
	01/04/2022	-	-	66.00	28.29	-	-	-	-	66.00	-	-	-	-	66.00	-	-
TWE totals		-	-	154.92	66.40	-	-	-	-	154.92	-	-	-	-	154.92	-	-
WESTPAC BANKING CORPORATION FPO																	
WBC	21/12/2021	-	-	486.60	208.54	-	-	-	-	486.60	-	-	-	-	486.60	-	-
	24/06/2022	-	-	300.12	128.62	-	-	-	-	300.12	-	-	-	-	300.12	-	-
WBC totals		-	-	786.72	337.16	-	-	-	-	786.72	-	-	-	-	786.72	-	-
WESFARMERS LIMITED FPO																	
WES	07/10/2021	-	-	222.30	95.27	-	-	-	-	222.30	-	-	-	-	222.30	-	-
	30/03/2022	-	-	184.80	79.20	-	-	-	-	184.80	-	-	-	-	184.80	-	-
WES totals		-	-	407.10	174.47	-	-	-	-	407.10	-	-	-	-	407.10	-	-
WOOLWORTHS GROUP LIMITED FPO																	
WOW	08/10/2021	-	-	134.20	57.51	-	-	-	-	134.20	-	-	-	-	134.20	-	-
	13/04/2022	-	-	99.45	42.62	-	-	-	-	99.45	-	-	-	-	99.45	-	-
WOW totals		-	-	233.65	100.13	-	-	-	-	233.65	-	-	-	-	233.65	-	-
WOODSIDE PETROLEUM LTD FPO																	
WPL	24/09/2021	-	-	41.85	17.94	-	-	-	-	41.85	-	-	-	-	41.85	-	-
	23/03/2022	-	-	255.78	109.62	-	-	-	-	255.78	-	-	-	-	255.78	-	-
WPL totals		-	-	297.63	127.56	-	-	-	-	297.63	-	-	-	-	297.63	-	-
WISETECH GLOBAL LIMITED FPO																	

Woodhill Super Fund (SMA00365912)

Taxation income

01 Jul 2021 to 30 Jun 2022

Income transactions^(a) continued

Asset	Tax date	Interest \$	Unfranked \$	Franked \$	Franking credits entitlement \$	Other Aust \$	Gross foreign \$	Trust cap gains \$	Non-assess \$	Gross excl franking credits \$	Aust taxes \$	Foreign taxes \$	Expenses withheld \$	Assess non- receiv \$	Cash \$	DRP \$	To be received \$
Dividends																	
WTC	08/10/2021	-	-	7.58	3.25	-	-	-	-	7.58	-	-	-	-	7.58	-	-
	08/04/2022	-	-	5.51	2.36	-	-	-	-	5.51	-	-	-	-	5.51	-	-
WTC totals		-	-	13.09	5.61	-	-	-	-	13.09	-	-	-	-	13.09	-	-
Totals		432.50	607.64	4,668.94	1,987.10	-	-	-	-	5,709.08	-	-	-	-	5,262.68	446.40	-
Foreign income																	
TAISEI ORD																	
1801.TYO	02/12/2021	-	-	-	-	-	20.12	-	-	20.12	-	2.02	-	-	18.10	-	-
	29/06/2022	-	-	-	-	-	17.27	-	-	17.27	-	1.73	-	-	15.54	-	-
1801.TYO totals		-	-	-	-	-	37.39	-	-	37.39	-	3.75	-	-	33.64	-	-
KIRIN HOLDINGS ORD																	
2503.TYO	03/09/2021	-	-	-	-	-	26.89	-	-	26.89	-	2.69	-	-	24.20	-	-
2503.TYO totals		-	-	-	-	-	26.89	-	-	26.89	-	2.69	-	-	24.20	-	-
ASTELLAS PHARMA ORD																	
4503.TYO	01/12/2021	-	-	-	-	-	50.01	-	-	50.01	-	5.00	-	-	45.01	-	-
	01/06/2022	-	-	-	-	-	30.83	-	-	30.83	-	3.09	-	-	27.74	-	-
4503.TYO totals		-	-	-	-	-	80.84	-	-	80.84	-	8.09	-	-	72.75	-	-
AMADA HOLDINGS ORD																	
6113.TYO	07/12/2021	-	-	-	-	-	42.97	-	-	42.97	-	4.29	-	-	38.68	-	-
	29/06/2022	-	-	-	-	-	28.54	-	-	28.54	-	2.86	-	-	25.68	-	-
6113.TYO totals		-	-	-	-	-	71.51	-	-	71.51	-	7.15	-	-	64.36	-	-
HITACHI ORD																	
6501.TYO	29/11/2021	-	-	-	-	-	80.27	-	-	80.27	-	8.02	-	-	72.25	-	-
	02/06/2022	-	-	-	-	-	46.60	-	-	46.60	-	4.66	-	-	41.94	-	-
6501.TYO totals		-	-	-	-	-	126.87	-	-	126.87	-	12.68	-	-	114.19	-	-
SONY CORP																	
6758.TYO	01/12/2021	-	-	-	-	-	15.51	-	-	15.51	-	1.55	-	-	13.96	-	-

Woodhill Super Fund (SMA00365912)

Taxation income

01 Jul 2021 to 30 Jun 2022

Income transactions^(a) continued

Asset	Tax date	Interest \$	Unfranked \$	Franked \$	Franking credits entitlement \$	Other Aust \$	Gross foreign \$	Trust cap gains \$	Non-assess \$	Gross excl franking credits \$	Aust taxes \$	Foreign taxes \$	Expenses withheld \$	Assess non- receiv \$	Cash \$	DRP \$	To be received \$
Foreign income																	
	03/06/2022	-	-	-	-	-	11.10	-	-	11.10	-	1.11	-	-	9.99	-	-
6758.TYO totals		-	-	-	-	-	26.61	-	-	26.61	-	2.66	-	-	23.95	-	-
HOYA ORD																	
7741.TYO	30/11/2021	-	-	-	-	-	5.50	-	-	5.50	-	0.55	-	-	4.95	-	-
	01/06/2022	-	-	-	-	-	5.64	-	-	5.64	-	0.56	-	-	5.08	-	-
7741.TYO totals		-	-	-	-	-	11.14	-	-	11.14	-	1.11	-	-	10.03	-	-
NINTENDO ORD																	
7974.TYO	01/12/2021	-	-	-	-	-	83.90	-	-	83.90	-	8.39	-	-	75.51	-	-
	30/06/2022	-	-	-	-	-	113.34	-	-	113.34	-	11.34	-	-	102.00	-	-
7974.TYO totals		-	-	-	-	-	197.24	-	-	197.24	-	19.73	-	-	177.51	-	-
KDDI ORD																	
9433.TYO	01/12/2021	-	-	-	-	-	147.28	-	-	147.28	-	14.73	-	-	132.55	-	-
	23/06/2022	-	-	-	-	-	95.72	-	-	95.72	-	9.57	-	-	86.15	-	-
9433.TYO totals		-	-	-	-	-	243.00	-	-	243.00	-	24.30	-	-	218.70	-	-
SUNDRUG ORD																	
9989.TYO	06/12/2021	-	-	-	-	-	49.58	-	-	49.58	-	4.96	-	-	44.62	-	-
9989.TYO totals		-	-	-	-	-	49.58	-	-	49.58	-	4.96	-	-	44.62	-	-
APPLE ORD																	
AAPL.NSM	12/08/2021	-	-	-	-	-	19.99	-	-	19.99	-	3.00	-	-	16.99	-	-
	15/11/2021	-	-	-	-	-	20.07	-	-	20.07	-	3.01	-	-	17.06	-	-
	11/02/2022	-	-	-	-	-	14.48	-	-	14.48	-	2.17	-	-	12.31	-	-
	17/05/2022	-	-	-	-	-	13.89	-	-	13.89	-	2.08	-	-	11.81	-	-
AAPL.NSM totals		-	-	-	-	-	68.43	-	-	68.43	-	10.26	-	-	58.17	-	-
ABB LTD N ORD																	
ABBN.SWX	30/03/2022	-	-	-	-	-	99.58	-	-	99.58	-	34.85	-	-	64.73	-	-
ABBN.SWX totals		-	-	-	-	-	99.58	-	-	99.58	-	34.85	-	-	64.73	-	-
KONINKLIJKE AHOLD DELHAIZE ORD																	

Woodhill Super Fund (SMA00365912)

Taxation income

01 Jul 2021 to 30 Jun 2022

Income transactions^(a) continued

Asset	Tax date	Interest \$	Unfranked \$	Franked \$	Franking credits entitlement \$	Other Aust \$	Gross foreign \$	Trust cap gains \$	Non-assess \$	Gross excl franking credits \$	Aust taxes \$	Foreign taxes \$	Expenses withheld \$	Assess non- receiv \$	Cash \$	DRP \$	To be received \$
Foreign income																	
AD.AEX	02/09/2021	-	-	-	-	-	114.52	-	-	114.52	-	17.18	-	-	97.34	-	-
	28/04/2022	-	-	-	-	-	103.30	-	-	103.30	-	15.49	-	-	87.81	-	-
AD.AEX totals		-	-	-	-	-	217.82	-	-	217.82	-	32.67	-	-	185.15	-	-
APPLIED MATERIAL ORD																	
AMAT.NSM	16/09/2021	-	-	-	-	-	9.79	-	-	9.79	-	1.47	-	-	8.32	-	-
	16/12/2021	-	-	-	-	-	9.98	-	-	9.98	-	1.50	-	-	8.48	-	-
	16/03/2022	-	-	-	-	-	6.28	-	-	6.28	-	0.94	-	-	5.34	-	-
	16/06/2022	-	-	-	-	-	7.01	-	-	7.01	-	1.05	-	-	5.96	-	-
AMAT.NSM totals		-	-	-	-	-	33.06	-	-	33.06	-	4.96	-	-	28.10	-	-
AMGEN ORD																	
AMGN.NSM	08/09/2021	-	-	-	-	-	26.21	-	-	26.21	-	3.93	-	-	22.28	-	-
AMGN.NSM totals		-	-	-	-	-	26.21	-	-	26.21	-	3.93	-	-	22.28	-	-
ACTIVISION BLIZZARD ORD																	
ATVI.NSM	09/05/2022	-	-	-	-	-	17.17	-	-	17.17	-	2.57	-	-	14.60	-	-
ATVI.NSM totals		-	-	-	-	-	17.17	-	-	17.17	-	2.57	-	-	14.60	-	-
BRISTOL MYERS SQUIBB CO USD0.10																	
BMV.NYS	02/08/2021	-	-	-	-	-	45.31	-	-	45.31	-	6.80	-	-	38.51	-	-
	02/11/2021	-	-	-	-	-	44.38	-	-	44.38	-	6.66	-	-	37.72	-	-
	02/02/2022	-	-	-	-	-	43.83	-	-	43.83	-	6.58	-	-	37.25	-	-
	03/05/2022	-	-	-	-	-	32.77	-	-	32.77	-	4.92	-	-	27.85	-	-
BMV.NYS totals		-	-	-	-	-	166.29	-	-	166.29	-	24.96	-	-	141.33	-	-
CDW ORD																	
CDW.NSM	10/09/2021	-	-	-	-	-	7.01	-	-	7.01	-	1.05	-	-	5.96	-	-
	10/12/2021	-	-	-	-	-	9.02	-	-	9.02	-	1.35	-	-	7.67	-	-
	10/03/2022	-	-	-	-	-	5.44	-	-	5.44	-	0.82	-	-	4.62	-	-
	10/06/2022	-	-	-	-	-	5.57	-	-	5.57	-	0.84	-	-	4.73	-	-
CDW.NSM totals		-	-	-	-	-	27.04	-	-	27.04	-	4.06	-	-	22.98	-	-
CITIZENS FINANCIAL GROUP ORD																	

Woodhill Super Fund (SMA00365912)

Taxation income

01 Jul 2021 to 30 Jun 2022

Income transactions^(a) continued

Asset	Tax date	Interest \$	Unfranked \$	Franked \$	Franking credits entitlement \$	Other Aust \$	Gross foreign \$	Trust cap gains \$	Non-assess \$	Gross excl franking credits \$	Aust taxes \$	Foreign taxes \$	Expenses withheld \$	Assess non- receiv \$	Cash \$	DRP \$	To be received \$
Foreign income																	
CFG.NYS	13/08/2021	-	-	-	-	-	88.03	-	-	88.03	-	13.21	-	-	74.82	-	-
	12/11/2021	-	-	-	-	-	61.92	-	-	61.92	-	9.29	-	-	52.63	-	-
	14/02/2022	-	-	-	-	-	73.67	-	-	73.67	-	11.05	-	-	62.62	-	-
	18/05/2022	-	-	-	-	-	38.22	-	-	38.22	-	5.73	-	-	32.49	-	-
CFG.NYS totals		-	-	-	-	-	261.84	-	-	261.84	-	39.28	-	-	222.56	-	-
CISCO SYSTEMS ORD																	
CSCO.NSM	28/07/2021	-	-	-	-	-	39.59	-	-	39.59	-	5.94	-	-	33.65	-	-
	27/10/2021	-	-	-	-	-	18.21	-	-	18.21	-	2.73	-	-	15.48	-	-
	27/01/2022	-	-	-	-	-	17.02	-	-	17.02	-	2.55	-	-	14.47	-	-
	28/04/2022	-	-	-	-	-	13.59	-	-	13.59	-	2.04	-	-	11.55	-	-
CSCO.NSM totals		-	-	-	-	-	88.41	-	-	88.41	-	13.26	-	-	75.15	-	-
COGNIZANT TECHNOLOGY SOLUTN CL A ORD																	
CTSH.NSM	31/08/2021	-	-	-	-	-	15.70	-	-	15.70	-	2.36	-	-	13.34	-	-
	30/11/2021	-	-	-	-	-	16.26	-	-	16.26	-	2.44	-	-	13.82	-	-
	01/03/2022	-	-	-	-	-	11.08	-	-	11.08	-	1.66	-	-	9.42	-	-
	31/05/2022	-	-	-	-	-	13.82	-	-	13.82	-	2.07	-	-	11.75	-	-
CTSH.NSM totals		-	-	-	-	-	56.86	-	-	56.86	-	8.53	-	-	48.33	-	-
DBS GROUP HOLDINGS ORD																	
D05.SES	26/08/2021	-	-	-	-	-	86.53	-	-	86.53	-	-	-	-	86.53	-	-
	26/11/2021	-	-	-	-	-	65.00	-	-	65.00	-	-	-	-	65.00	-	-
	22/04/2022	-	-	-	-	-	58.51	-	-	58.51	-	-	-	-	58.51	-	-
	25/05/2022	-	-	-	-	-	59.76	-	-	59.76	-	-	-	-	59.76	-	-
D05.SES totals		-	-	-	-	-	269.80	-	-	269.80	-	-	-	-	269.80	-	-
VINCI ORD																	
DG.PAR	18/11/2021	-	-	-	-	-	12.14	-	-	12.14	-	3.22	-	-	8.92	-	-
	28/04/2022	-	-	-	-	-	36.68	-	-	36.68	-	9.17	-	-	27.51	-	-
DG.PAR totals		-	-	-	-	-	48.82	-	-	48.82	-	12.39	-	-	36.43	-	-
DIRECT LINE INSURANCE GROUP ORD																	

Woodhill Super Fund (SMA00365912)

Taxation income

01 Jul 2021 to 30 Jun 2022

Income transactions^(a) continued

Asset	Tax date	Interest \$	Unfranked \$	Franked \$	Franking credits entitlement \$	Other Aust \$	Gross foreign \$	Trust cap gains \$	Non-assess \$	Gross excl franking credits \$	Aust taxes \$	Foreign taxes \$	Expenses withheld \$	Assess non- receiv \$	Cash \$	DRP \$	To be received \$
Foreign income																	
DLG.LSE	03/09/2021	-	-	-	-	-	53.50	-	-	53.50	-	-	-	-	53.50	-	-
DLG.LSE totals		-	-	-	-	-	53.50	-	-	53.50	-	-	-	-	53.50	-	-
EBAY ORD																	
EBAY.NSM	17/09/2021	-	-	-	-	-	14.71	-	-	14.71	-	2.20	-	-	12.51	-	-
	17/12/2021	-	-	-	-	-	15.15	-	-	15.15	-	2.27	-	-	12.88	-	-
	18/03/2022	-	-	-	-	-	15.19	-	-	15.19	-	2.28	-	-	12.91	-	-
	20/06/2022	-	-	-	-	-	14.11	-	-	14.11	-	2.11	-	-	12.00	-	-
EBAY.NSM totals		-	-	-	-	-	59.16	-	-	59.16	-	8.86	-	-	50.30	-	-
EDP ORD																	
EDP.LIS	28/04/2022	-	-	-	-	-	144.49	-	-	144.49	-	36.12	-	-	108.37	-	-
EDP.LIS totals		-	-	-	-	-	144.49	-	-	144.49	-	36.12	-	-	108.37	-	-
ENDESA ORD																	
ELE.MCE	01/07/2021	-	-	-	-	-	240.40	-	-	240.40	-	45.67	-	-	194.73	-	-
	07/09/2021	-	-	-	-	-	9.75	-	-	9.75	-	-	-	-	9.75	-	-
	04/01/2022	-	-	-	-	-	79.68	-	-	79.68	-	15.14	-	-	64.54	-	-
	15/06/2022	-	-	-	-	-	5.43	-	-	5.43	-	-	-	-	5.43	-	-
	15/06/2022	-	-	-	-	-	7.66	-	-	7.66	-	-	-	-	7.66	-	-
ELE.MCE totals		-	-	-	-	-	342.92	-	-	342.92	-	60.81	-	-	282.11	-	-
ENGIE ORD																	
ENGI.PAR	27/04/2022	-	-	-	-	-	180.06	-	-	180.06	-	45.02	-	-	135.04	-	-
ENGI.PAR totals		-	-	-	-	-	180.06	-	-	180.06	-	45.02	-	-	135.04	-	-
ASSICURAZIONI GENERALI ORD																	
G.MIL	27/05/2022	-	-	-	-	-	211.42	-	-	211.42	-	54.97	-	-	156.45	-	-
G.MIL totals		-	-	-	-	-	211.42	-	-	211.42	-	54.97	-	-	156.45	-	-
INTEL ORD																	
INTC.NSM	01/09/2021	-	-	-	-	-	37.72	-	-	37.72	-	5.66	-	-	32.06	-	-
	01/12/2021	-	-	-	-	-	20.52	-	-	20.52	-	3.08	-	-	17.44	-	-
	01/03/2022	-	-	-	-	-	12.50	-	-	12.50	-	1.87	-	-	10.63	-	-

Woodhill Super Fund (SMA00365912)

Taxation income

01 Jul 2021 to 30 Jun 2022

Income transactions^(a) continued

Asset	Tax date	Interest \$	Unfranked \$	Franked \$	Franking credits entitlement \$	Other Aust \$	Gross foreign \$	Trust cap gains \$	Non-assess \$	Gross excl franking credits \$	Aust taxes \$	Foreign taxes \$	Expenses withheld \$	Assess non- receiv \$	Cash \$	DRP \$	To be received \$
Foreign income																	
INTC.NSM totals		-	-	-	-	-	70.74	-	-	70.74	-	10.61	-	-	60.13	-	-
INTERTEK GROUP ORD																	
ITRK.LSE	07/10/2021	-	-	-	-	-	21.65	-	-	21.65	-	-	-	-	21.65	-	-
	17/06/2022	-	-	-	-	-	26.40	-	-	26.40	-	-	-	-	26.40	-	-
ITRK.LSE totals		-	-	-	-	-	48.05	-	-	48.05	-	-	-	-	48.05	-	-
ILLINOIS TOOL ORD																	
ITW.NYS	15/07/2021	-	-	-	-	-	29.49	-	-	29.49	-	4.42	-	-	25.07	-	-
	14/10/2021	-	-	-	-	-	31.99	-	-	31.99	-	4.80	-	-	27.19	-	-
	17/01/2022	-	-	-	-	-	30.15	-	-	30.15	-	4.52	-	-	25.63	-	-
	14/04/2022	-	-	-	-	-	24.23	-	-	24.23	-	3.64	-	-	20.59	-	-
ITW.NYS totals		-	-	-	-	-	115.86	-	-	115.86	-	17.38	-	-	98.48	-	-
JOHNSON & JOHNSON ORD																	
JNJ.NYS	07/09/2021	-	-	-	-	-	48.23	-	-	48.23	-	7.24	-	-	40.99	-	-
	07/12/2021	-	-	-	-	-	36.94	-	-	36.94	-	5.54	-	-	31.40	-	-
	08/03/2022	-	-	-	-	-	23.14	-	-	23.14	-	3.47	-	-	19.67	-	-
	08/06/2022	-	-	-	-	-	29.76	-	-	29.76	-	4.47	-	-	25.29	-	-
JNJ.NYS totals		-	-	-	-	-	138.07	-	-	138.07	-	20.72	-	-	117.35	-	-
JPMORGAN CHASE & CO COM STK USD1																	
JPM.NYS	02/08/2021	-	-	-	-	-	43.92	-	-	43.92	-	6.59	-	-	37.33	-	-
	01/11/2021	-	-	-	-	-	31.92	-	-	31.92	-	4.79	-	-	27.13	-	-
	31/01/2022	-	-	-	-	-	31.04	-	-	31.04	-	4.66	-	-	26.38	-	-
	02/05/2022	-	-	-	-	-	27.22	-	-	27.22	-	4.08	-	-	23.14	-	-
JPM.NYS totals		-	-	-	-	-	134.10	-	-	134.10	-	20.12	-	-	113.98	-	-
KIMBERLY CLARK ORD																	
KMB.NYS	02/07/2021	-	-	-	-	-	62.63	-	-	62.63	-	9.40	-	-	53.23	-	-
KMB.NYS totals		-	-	-	-	-	62.63	-	-	62.63	-	9.40	-	-	53.23	-	-
L3HARRIS TECHNOLOGIES ORD																	
LHX.NYS	25/03/2022	-	-	-	-	-	14.96	-	-	14.96	-	2.24	-	-	12.72	-	-

Woodhill Super Fund (SMA00365912)

Taxation income

01 Jul 2021 to 30 Jun 2022

Income transactions^(a) continued

Asset	Tax date	Interest \$	Unfranked \$	Franked \$	Franking credits entitlement \$	Other Aust \$	Gross foreign \$	Trust cap gains \$	Non-assess \$	Gross excl franking credits \$	Aust taxes \$	Foreign taxes \$	Expenses withheld \$	Assess non- receiv \$	Cash \$	DRP \$	To be received \$
Foreign income																	
	20/06/2022	-	-	-	-	-	16.08	-	-	16.08	-	2.41	-	-	13.67	-	-
LHX.NYS totals		-	-	-	-	-	31.04	-	-	31.04	-	4.65	-	-	26.39	-	-
MICHELIN ORD ML.PAR	19/05/2022	-	-	-	-	-	114.88	-	-	114.88	-	28.72	-	-	86.16	-	-
ML.PAR totals		-	-	-	-	-	114.88	-	-	114.88	-	28.72	-	-	86.16	-	-
3M ORD MMM.NYS	13/09/2021	-	-	-	-	-	34.14	-	-	34.14	-	5.12	-	-	29.02	-	-
	13/12/2021	-	-	-	-	-	34.95	-	-	34.95	-	5.24	-	-	29.71	-	-
	15/03/2022	-	-	-	-	-	35.14	-	-	35.14	-	5.27	-	-	29.87	-	-
	14/06/2022	-	-	-	-	-	36.12	-	-	36.12	-	5.42	-	-	30.70	-	-
MMM.NYS totals		-	-	-	-	-	140.35	-	-	140.35	-	21.05	-	-	119.30	-	-
MONCLER ORD MONC.MIL	07/06/2022	-	-	-	-	-	19.12	-	-	19.12	-	4.97	-	-	14.15	-	-
MONC.MIL totals		-	-	-	-	-	19.12	-	-	19.12	-	4.97	-	-	14.15	-	-
MERCK & CO ORD MRK.NYS	07/07/2021	-	-	-	-	-	48.97	-	-	48.97	-	7.34	-	-	41.63	-	-
	07/10/2021	-	-	-	-	-	50.40	-	-	50.40	-	7.56	-	-	42.84	-	-
	07/01/2022	-	-	-	-	-	48.52	-	-	48.52	-	7.28	-	-	41.24	-	-
	08/04/2022	-	-	-	-	-	27.43	-	-	27.43	-	4.11	-	-	23.32	-	-
MRK.NYS totals		-	-	-	-	-	175.32	-	-	175.32	-	26.29	-	-	149.03	-	-
MICROSOFT ORD MSFT.NSM	09/09/2021	-	-	-	-	-	55.30	-	-	55.30	-	8.30	-	-	47.00	-	-
	09/12/2021	-	-	-	-	-	54.62	-	-	54.62	-	8.19	-	-	46.43	-	-
	10/03/2022	-	-	-	-	-	35.43	-	-	35.43	-	5.31	-	-	30.12	-	-
	09/06/2022	-	-	-	-	-	41.52	-	-	41.52	-	6.23	-	-	35.29	-	-
MSFT.NSM totals		-	-	-	-	-	186.87	-	-	186.87	-	28.03	-	-	158.84	-	-
NEWMONT GOLDCORP ORD NEM.NYS	23/09/2021	-	-	-	-	-	21.93	-	-	21.93	-	3.29	-	-	18.64	-	-

Woodhill Super Fund (SMA00365912)

Taxation income

01 Jul 2021 to 30 Jun 2022

Income transactions^(a) continued

Asset	Tax date	Interest \$	Unfranked \$	Franked \$	Franking credits entitlement \$	Other Aust \$	Gross foreign \$	Trust cap gains \$	Non-assess \$	Gross excl franking credits \$	Aust taxes \$	Foreign taxes \$	Expenses withheld \$	Assess non- receiv \$	Cash \$	DRP \$	To be received \$
Foreign income																	
	29/12/2021	-	-	-	-	-	23.21	-	-	23.21	-	3.48	-	-	19.73	-	-
	25/03/2022	-	-	-	-	-	14.71	-	-	14.71	-	2.21	-	-	12.50	-	-
	16/06/2022	-	-	-	-	-	11.25	-	-	11.25	-	1.68	-	-	9.57	-	-
NEM.NYS totals		-	-	-	-	-	71.10	-	-	71.10	-	10.66	-	-	60.44	-	-
NOVO NORDISK B ORD																	
NOVO B.CPH	18/08/2021	-	-	-	-	-	57.59	-	-	57.59	-	15.55	-	-	42.04	-	-
	29/03/2022	-	-	-	-	-	69.93	-	-	69.93	-	18.88	-	-	51.05	-	-
NOVO B.CPH totals		-	-	-	-	-	127.52	-	-	127.52	-	34.43	-	-	93.09	-	-
NETAPP ORD																	
NTAP.NSM	28/07/2021	-	-	-	-	-	44.07	-	-	44.07	-	6.61	-	-	37.46	-	-
	27/10/2021	-	-	-	-	-	43.12	-	-	43.12	-	6.47	-	-	36.65	-	-
	27/01/2022	-	-	-	-	-	38.96	-	-	38.96	-	5.84	-	-	33.12	-	-
	28/04/2022	-	-	-	-	-	26.22	-	-	26.22	-	3.93	-	-	22.29	-	-
NTAP.NSM totals		-	-	-	-	-	152.37	-	-	152.37	-	22.85	-	-	129.52	-	-
PAYCHEX ORD																	
PAYX.NSM	26/08/2021	-	-	-	-	-	65.16	-	-	65.16	-	9.77	-	-	55.39	-	-
	29/11/2021	-	-	-	-	-	68.25	-	-	68.25	-	10.24	-	-	58.01	-	-
	24/02/2022	-	-	-	-	-	31.23	-	-	31.23	-	4.69	-	-	26.54	-	-
	26/05/2022	-	-	-	-	-	43.02	-	-	43.02	-	6.45	-	-	36.57	-	-
PAYX.NSM totals		-	-	-	-	-	207.66	-	-	207.66	-	31.15	-	-	176.51	-	-
ROYAL DUTCH SHELL B ORD																	
RDSB.LSE	20/09/2021	-	-	-	-	-	14.39	-	-	14.39	-	-	-	-	14.39	-	-
RDSB.LSE totals		-	-	-	-	-	14.39	-	-	14.39	-	-	-	-	14.39	-	-
RECORDATI INDUSTRIA CHIM. FARMA. ORD																	
REC.MIL	24/11/2021	-	-	-	-	-	38.72	-	-	38.72	-	10.06	-	-	28.66	-	-
	25/05/2022	-	-	-	-	-	24.88	-	-	24.88	-	6.47	-	-	18.41	-	-
REC.MIL totals		-	-	-	-	-	63.60	-	-	63.60	-	16.53	-	-	47.07	-	-
ROBERT HALF ORD																	

Woodhill Super Fund (SMA00365912)

Taxation income

01 Jul 2021 to 30 Jun 2022

Income transactions^(a) continued

Asset	Tax date	Interest \$	Unfranked \$	Franked \$	Franking credits entitlement \$	Other Aust \$	Gross foreign \$	Trust cap gains \$	Non-assess \$	Gross excl franking credits \$	Aust taxes \$	Foreign taxes \$	Expenses withheld \$	Assess non- receiv \$	Cash \$	DRP \$	To be received \$
Foreign income																	
RHI.NYS	15/09/2021	-	-	-	-	-	28.95	-	-	28.95	-	4.34	-	-	24.61	-	-
	15/12/2021	-	-	-	-	-	28.10	-	-	28.10	-	4.22	-	-	23.88	-	-
	15/03/2022	-	-	-	-	-	21.47	-	-	21.47	-	3.22	-	-	18.25	-	-
	15/06/2022	-	-	-	-	-	25.12	-	-	25.12	-	3.77	-	-	21.35	-	-
RHI.NYS totals		-	-	-	-	-	103.64	-	-	103.64	-	15.55	-	-	88.09	-	-
ROCHE HOLDING PAR																	
ROG.SWX	21/03/2022	-	-	-	-	-	82.80	-	-	82.80	-	28.98	-	-	53.82	-	-
ROG.SWX totals		-	-	-	-	-	82.80	-	-	82.80	-	28.98	-	-	53.82	-	-
SANOFI AVENTIS ORD																	
SAN.PAR	10/05/2022	-	-	-	-	-	142.30	-	-	142.30	-	35.57	-	-	106.73	-	-
	10/05/2022	-	-	-	-	-	26.80	-	-	26.80	-	6.65	-	-	-	20.15	-
SAN.PAR totals		-	-	-	-	-	163.43	-	-	163.43	-	42.22	-	-	101.06	20.15	-
JM SMUCKER ORD																	
SJM.NYS	01/09/2021	-	-	-	-	-	56.59	-	-	56.59	-	8.49	-	-	48.10	-	-
	01/12/2021	-	-	-	-	-	55.72	-	-	55.72	-	8.36	-	-	47.36	-	-
	02/03/2022	-	-	-	-	-	36.72	-	-	36.72	-	5.51	-	-	31.21	-	-
	02/06/2022	-	-	-	-	-	44.83	-	-	44.83	-	6.72	-	-	38.11	-	-
SJM.NYS totals		-	-	-	-	-	193.86	-	-	193.86	-	29.08	-	-	164.78	-	-
SCHNEIDER ELECTRIC SA ORD																	
SU.PAR	19/05/2022	-	-	-	-	-	78.45	-	-	78.45	-	19.61	-	-	58.84	-	-
SU.PAR totals		-	-	-	-	-	78.45	-	-	78.45	-	19.61	-	-	58.84	-	-
TELENOR ORD																	
TEL.OSL	20/10/2021	-	-	-	-	-	213.12	-	-	213.12	-	53.28	-	-	159.84	-	-
	24/05/2022	-	-	-	-	-	168.36	-	-	168.36	-	42.09	-	-	126.27	-	-
TEL.OSL totals		-	-	-	-	-	381.48	-	-	381.48	-	95.37	-	-	286.11	-	-
UNILEVER ORD																	
ULVR.LSE	08/09/2021	-	-	-	-	-	77.66	-	-	77.66	-	-	-	-	77.66	-	-
	01/12/2021	-	-	-	-	-	76.06	-	-	76.06	-	-	-	-	76.06	-	-

Woodhill Super Fund (SMA00365912)

Taxation income

01 Jul 2021 to 30 Jun 2022

Income transactions^(a) continued

Asset	Tax date	Interest \$	Unfranked \$	Franked \$	Franking credits entitlement \$	Other Aust \$	Gross foreign \$	Trust cap gains \$	Non-assess \$	Gross excl franking credits \$	Aust taxes \$	Foreign taxes \$	Expenses withheld \$	Assess non- receiv \$	Cash \$	DRP \$	To be received \$
Foreign income																	
	23/03/2022	-	-	-	-	-	46.61	-	-	46.61	-	-	-	-	46.61	-	-
	16/06/2022	-	-	-	-	-	53.15	-	-	53.15	-	-	-	-	53.15	-	-
ULVR.LSE totals		-	-	-	-	-	253.48	-	-	253.48	-	-	-	-	253.48	-	-
VISA ORD CL A																	
V.NYS	01/09/2021	-	-	-	-	-	13.07	-	-	13.07	-	1.96	-	-	11.11	-	-
	07/12/2021	-	-	-	-	-	15.79	-	-	15.79	-	2.37	-	-	13.42	-	-
	02/03/2022	-	-	-	-	-	9.78	-	-	9.78	-	1.47	-	-	8.31	-	-
	07/06/2022	-	-	-	-	-	11.91	-	-	11.91	-	1.78	-	-	10.13	-	-
V.NYS totals		-	-	-	-	-	50.55	-	-	50.55	-	7.58	-	-	42.97	-	-
WILLIS TOWERS WATSON ORD																	
WLTW.NSM	19/01/2022	-	-	-	-	-	16.55	-	-	16.55	-	-	-	-	16.55	-	-
WLTW.NSM totals		-	-	-	-	-	16.55	-	-	16.55	-	-	-	-	16.55	-	-
WILLIS TOWERS WATSON ORD																	
WTW.NSM	19/04/2022	-	-	-	-	-	13.35	-	-	13.35	-	-	-	-	13.35	-	-
WTW.NSM totals		-	-	-	-	-	13.35	-	-	13.35	-	-	-	-	13.35	-	-
ZOETIS CL A ORD																	
ZTS.NYS	01/09/2021	-	-	-	-	-	2.04	-	-	2.04	-	0.31	-	-	1.73	-	-
	01/12/2021	-	-	-	-	-	3.41	-	-	3.41	-	0.51	-	-	2.90	-	-
	02/03/2022	-	-	-	-	-	3.57	-	-	3.57	-	0.54	-	-	3.03	-	-
	01/06/2022	-	-	-	-	-	2.27	-	-	2.27	-	0.34	-	-	1.93	-	-
ZTS.NYS totals		-	-	-	-	-	11.29	-	-	11.29	-	1.70	-	-	9.59	-	-
Totals		-	-	-	-	-	6,466.50	-	-	6,466.50	-	1,032.27	-	-	5,414.08	20.15	-
Trust income																	
DAITO TR CONST ORD																	
1878.TYO	29/09/2021	-	-	-	-	-	28.30	-	-	28.30	-	2.83	-	-	25.47	-	-
	30/03/2022	-	-	-	-	-	22.08	-	-	22.08	-	2.21	-	-	-	-	19.87

Woodhill Super Fund (SMA00365912)

Taxation income

01 Jul 2021 to 30 Jun 2022

Income transactions^(a) continued

Asset	Tax date	Interest \$	Unfranked \$	Franked \$	Franking credits entitlement \$	Other Aust \$	Gross foreign \$	Trust cap gains \$	Non-assess \$	Gross excl franking credits \$	Aust taxes \$	Foreign taxes \$	Expenses withheld \$	Assess non- receiv \$	Cash \$	DRP \$	To be received \$
Trust income																	
1878.TYO totals		-	-	-	-	-	50.38	-	-	50.38	-	5.04	-	-	25.47	-	19.87
BETASHARES AUSTRALIAN HIGH INTEREST CASH ETF																	
AAA	01/03/2022	14.91	-	-	-	-	-	-	-	14.91	-	-	-	-	14.91	-	-
	01/04/2022	19.10	-	-	-	-	-	-	-	19.10	-	-	-	-	19.10	-	-
	02/05/2022	18.94	-	-	-	-	-	-	-	18.94	-	-	-	-	18.94	-	-
	01/06/2022	40.29	-	-	-	-	-	-	-	40.29	-	-	-	-	40.29	-	-
AAA totals		93.24	-	-	-	-	-	-	-	93.24	-	-	-	-	93.24	-	-
AMERICAN TOWER CL A REIT																	
AMT.NYS	27/09/2021	-	-	-	-	-	70.87	-	-	70.87	-	10.63	-	-	60.24	-	-
	23/12/2021	-	-	-	-	-	75.72	-	-	75.72	-	11.36	-	-	64.36	-	-
	12/04/2022	-	-	-	-	-	44.94	-	-	44.94	-	6.74	-	-	38.20	-	-
AMT.NYS totals		-	-	-	-	-	191.53	-	-	191.53	-	28.73	-	-	162.80	-	-
PUBLIC STORAGE REIT ORD																	
PSA.NYS	14/09/2021	-	-	-	-	-	36.09	-	-	36.09	-	5.41	-	-	30.68	-	-
	14/12/2021	-	-	-	-	-	37.48	-	-	37.48	-	5.62	-	-	31.86	-	-
	15/03/2022	-	-	-	-	-	32.00	-	-	32.00	-	4.80	-	-	27.20	-	-
PSA.NYS totals		-	-	-	-	-	105.57	-	-	105.57	-	15.83	-	-	89.74	-	-
SYDNEY AIRPORT FULLY PAID STAPLED SECURITIES - SAT 1																	
SYD_SAT1	31/12/2021	58.66	-	-	-	-	1.75	-	-	60.41	-	-	-	60.41	-	-	-
	14/02/2022	9.61	-	-	-	-	-	-	-	9.61	-	-	-	9.61	-	-	-
SYD_SAT1 totals		68.27	-	-	-	-	1.75	-	-	70.02	-	-	-	70.02	-	-	-
TRANSURBAN GROUP ORDINARY SHARES/UNITS FULLY PAID TRIPLE STAPLED - THT																	
TCL_THT	30/12/2021	33.72	-	-	-	31.56	-	-	28.62	93.90	-	-	-	-	93.90	-	-
TCL_THT totals		33.72	-	-	-	31.56	-	-	28.62	93.90	-	-	-	-	93.90	-	-
Totals		195.23	-	-	-	31.56	349.23	-	28.62	604.64	-	49.60	-	70.02	465.15	-	19.87

Woodhill Super Fund (SMA00365912)

Taxation income

01 Jul 2021 to 30 Jun 2022

Income transactions^(a) continued

Asset	Tax date	Interest \$	Unfranked \$	Franked \$	Franking credits entitlement \$	Other Aust \$	Gross foreign \$	Trust cap gains \$	Non-assess \$	Gross excl franking credits \$	Aust taxes \$	Foreign taxes \$	Expenses withheld \$	Assess non- receiv \$	Cash \$	DRP \$	To be received \$
Interest																	
MAIN CASH ACCOUNT																	
AUDCASH	01/07/2021	3.23	-	-	-	-	-	-	-	3.23	-	-	-	-	3.23	-	-
	02/08/2021	4.92	-	-	-	-	-	-	-	4.92	-	-	-	-	4.92	-	-
	01/09/2021	6.41	-	-	-	-	-	-	-	6.41	-	-	-	-	6.41	-	-
	01/10/2021	9.30	-	-	-	-	-	-	-	9.30	-	-	-	-	9.30	-	-
	01/11/2021	10.58	-	-	-	-	-	-	-	10.58	-	-	-	-	10.58	-	-
	01/12/2021	4.51	-	-	-	-	-	-	-	4.51	-	-	-	-	4.51	-	-
	03/01/2022	4.89	-	-	-	-	-	-	-	4.89	-	-	-	-	4.89	-	-
	01/02/2022	3.97	-	-	-	-	-	-	-	3.97	-	-	-	-	3.97	-	-
	01/03/2022	3.26	-	-	-	-	-	-	-	3.26	-	-	-	-	3.26	-	-
	01/04/2022	4.51	-	-	-	-	-	-	-	4.51	-	-	-	-	4.51	-	-
	02/05/2022	3.94	-	-	-	-	-	-	-	3.94	-	-	-	-	3.94	-	-
	01/06/2022	10.96	-	-	-	-	-	-	-	10.96	-	-	-	-	10.96	-	-
	07/06/2022	2.19	-	-	-	-	-	-	-	2.19	-	-	-	-	2.19	-	-
AUDCASH totals		72.67	-	-	-	-	-	-	-	72.67	-	-	-	-	72.67	-	-
AUSTRALIAN GOVERNMENT TREASURY BONDS TREASURY BOND 3.25% 21-04-25 SEMI																	
GSBG25	21/10/2021	326.62	-	-	-	-	-	-	-	326.62	-	-	-	-	326.62	-	-
	21/04/2022	297.37	-	-	-	-	-	-	-	297.37	-	-	-	-	297.37	-	-
GSBG25 totals		623.99	-	-	-	-	-	-	-	623.99	-	-	-	-	623.99	-	-
AUSTRALIAN GOVERNMENT TREASURY BONDS TREASURY BOND 3.25% 21-04-29 SEMI																	
GSBG29	21/10/2021	230.74	-	-	-	-	-	-	-	230.74	-	-	-	-	230.74	-	-
	21/04/2022	214.49	-	-	-	-	-	-	-	214.49	-	-	-	-	214.49	-	-
GSBG29 totals		445.23	-	-	-	-	-	-	-	445.23	-	-	-	-	445.23	-	-
AUSTRALIAN GOVERNMENT TREASURY BONDS TREASURY BOND 4.50% 21-04-33 SEMI																	
GSBG33	21/10/2021	369.00	-	-	-	-	-	-	-	369.00	-	-	-	-	369.00	-	-
	21/04/2022	780.75	-	-	-	-	-	-	-	780.75	-	-	-	-	780.75	-	-
GSBG33 totals		1,149.75	-	-	-	-	-	-	-	1,149.75	-	-	-	-	1,149.75	-	-
AUSTRALIAN GOVERNMENT TREASURY BONDS TREASURY BOND 3.75% 21-04-37 SEMI																	
GSBG37	21/10/2021	106.87	-	-	-	-	-	-	-	106.87	-	-	-	-	106.87	-	-

Woodhill Super Fund (SMA00365912)

Taxation income

01 Jul 2021 to 30 Jun 2022

Income transactions^(a) continued

Asset	Tax date	Interest \$	Unfranked \$	Franked \$	Franking credits entitlement \$	Other Aust \$	Gross foreign \$	Trust cap gains \$	Non-assess \$	Gross excl franking credits \$	Aust taxes \$	Foreign taxes \$	Expenses withheld \$	Assess non- receiv \$	Cash \$	DRP \$	To be received \$
Interest																	
	21/04/2022	688.12	-	-	-	-	-	-	-	688.12	-	-	-	-	688.12	-	-
GSBG37 totals		794.99	-	-	-	-	-	-	-	794.99	-	-	-	-	794.99	-	-
AUSTRALIAN GOVERNMENT TREASURY BONDS TREASURY BOND 5.75% 15-07-22 SEMI																	
GSBM22	15/07/2021	94.87	-	-	-	-	-	-	-	94.87	-	-	-	-	94.87	-	-
	17/01/2022	86.24	-	-	-	-	-	-	-	86.24	-	-	-	-	86.24	-	-
GSBM22 totals		181.11	-	-	-	-	-	-	-	181.11	-	-	-	-	181.11	-	-
AUSTRALIAN GOVERNMENT TREASURY BONDS TREASURY BOND 2.75% 21-11-28 SEMI																	
GSBU28	22/11/2021	96.24	-	-	-	-	-	-	-	96.24	-	-	-	-	96.24	-	-
	23/05/2022	92.12	-	-	-	-	-	-	-	92.12	-	-	-	-	92.12	-	-
GSBU28 totals		188.36	-	-	-	-	-	-	-	188.36	-	-	-	-	188.36	-	-
AUSTRALIAN GOVERNMENT TREASURY INDEXED BONDS TREAS INDEXED BOND CPI+1.25% 21-02-22 QLY																	
GSIC22	23/08/2021	13.29	-	-	-	-	-	-	-	13.29	-	-	-	-	13.29	-	-
	22/11/2021	13.38	-	-	-	-	-	-	-	13.38	-	-	-	-	13.38	-	-
	21/02/2022	13.48	-	-	-	-	-	-	-	13.48	-	-	-	-	13.48	-	-
GSIC22 totals		40.15	-	-	-	-	-	-	-	40.15	-	-	-	-	40.15	-	-
AUSTRALIAN GOVERNMENT TREASURY INDEXED BONDS TREAS INDEXED BOND CPI+3.00% 20-09-25 QLY																	
GSIQ25	20/09/2021	27.67	-	-	-	-	-	-	-	27.67	-	-	-	-	27.67	-	-
	20/12/2021	22.10	-	-	-	-	-	-	-	22.10	-	-	-	-	22.10	-	-
	21/03/2022	22.26	-	-	-	-	-	-	-	22.26	-	-	-	-	22.26	-	-
GSIQ25 totals		72.03	-	-	-	-	-	-	-	72.03	-	-	-	-	72.03	-	-
AUSTRALIAN GOVERNMENT TREASURY INDEXED BONDS TREAS INDEXED BOND CPI+2.50% 20-09-30 QLY																	
GSIQ30	20/09/2021	22.50	-	-	-	-	-	-	-	22.50	-	-	-	-	22.50	-	-
	20/12/2021	20.31	-	-	-	-	-	-	-	20.31	-	-	-	-	20.31	-	-
	21/03/2022	18.89	-	-	-	-	-	-	-	18.89	-	-	-	-	18.89	-	-
GSIQ30 totals		61.70	-	-	-	-	-	-	-	61.70	-	-	-	-	61.70	-	-
Totals		3,629.98	-	-	-	-	-	-	-	3,629.98	-	-	-	-	3,629.98	-	-

Woodhill Super Fund (SMA00365912)

Taxation income

01 Jul 2021 to 30 Jun 2022

Income transactions^(a) continued

Asset	Tax date	Interest \$	Unfranked \$	Franked \$	Franking credits entitlement \$	Other Aust \$	Gross foreign \$	Trust cap gains \$	Non-assess \$	Gross excl franking credits \$	Aust taxes \$	Foreign taxes \$	Expenses withheld \$	Assess non- receiv \$	Cash \$	DRP \$	To be received \$
Income transaction totals		4,257.71	607.64	4,668.94	1,987.10	31.56	6,815.73	-	28.62	16,410.20	-	1,081.87	-	70.02	14,771.89	466.55	19.87

(a) The income transactions disclosed in this report are recognised on a tax-derivation basis. For more details about each column, refer to the corresponding sub-section under the Income - additional information section.

(c) The franking credits amount has been reduced by an amount denied according to the holding period rule for franking credits. For more information see the additional information section.

Non-CGT gains/losses

Traditional securities

Asset	Purchase date	Sale date	Gain \$	Loss \$	Face value or units	Purchase		Accrued interest \$	Sale/On maturity		Accrued interest \$
						Consideration \$	Principal \$		Amount \$	Principal \$	
Australian											
AUSTRALIAN GOVERNMENT TREASURY BONDS TREASURY BOND 3.25% 21-04-25 SEMI											
GSBG25	20/12/2019	13/10/2021	-	-42.06	10	1,127.69	1,127.69	-	1,085.63	1,085.63	-
	20/12/2019	01/12/2021	-	-59.26	11	1,240.46	1,240.46	-	1,181.20	1,181.20	-
	20/12/2019	28/04/2022	-	-1,147.72	102	11,502.47	11,502.47	-	10,354.75	10,354.75	-
	20/12/2019	07/06/2022	-	-330.00	28	3,157.54	3,157.54	-	2,827.54	2,827.54	-
	31/12/2019	07/06/2022	-	-571.77	50	5,620.96	5,620.96	-	5,049.19	5,049.19	-
	16/03/2022	07/06/2022	-	-15.35	3	318.30	318.30	-	302.95	302.95	-
GSBG25 totals			-	-2,166.16	204	22,967.42	22,967.42	-	20,801.26	20,801.26	-
AUSTRALIAN GOVERNMENT TREASURY BONDS TREASURY BOND 3.25% 21-04-29 SEMI											
GSBG29	18/09/2019	04/11/2021	-	-62.12	6	728.13	728.13	-	666.01	666.01	-
	18/09/2019	01/12/2021	-	-63.49	7	849.49	849.49	-	786.00	786.00	-
	18/09/2019	07/06/2022	-	-262.41	12	1,456.27	1,456.27	-	1,193.86	1,193.86	-
	13/02/2020	07/06/2022	-	-237.24	11	1,331.62	1,331.62	-	1,094.38	1,094.38	-
	18/03/2021	07/06/2022	-	-114.34	7	810.76	810.76	-	696.42	696.42	-
	26/05/2021	07/06/2022	-	-574.24	35	4,056.34	4,056.34	-	3,482.10	3,482.10	-

Woodhill Super Fund (SMA00365912)

Taxation income

01 Jul 2021 to 30 Jun 2022

Non-CGT gains/losses continued

Traditional securities			Purchase					Sale/On maturity			
Asset	Purchase date	Sale date	Gain \$	Loss \$	Face value or units	Consideration \$	Principal \$	Accrued interest \$	Amount \$	Principal \$	Accrued interest \$
	07/06/2021	07/06/2022	-	-608.00	37	4,289.08	4,289.08	-	3,681.08	3,681.08	-
	08/06/2021	07/06/2022	-	-439.76	27	3,125.95	3,125.95	-	2,686.19	2,686.19	-
	16/03/2022	07/06/2022	-	-25.16	3	323.63	323.63	-	298.47	298.47	-
GSBG29 totals			-	-2,386.76	145	16,971.27	16,971.27	-	14,584.51	14,584.51	-
AUSTRALIAN GOVERNMENT TREASURY BONDS TREASURY BOND 4.50% 21-04-33 SEMI											
GSBG33	18/09/2019	13/10/2021	-	-163.70	11	1,576.36	1,576.36	-	1,412.66	1,412.66	-
	18/09/2019	30/11/2021	-	-72.27	5	716.52	716.52	-	644.25	644.25	-
	31/12/2019	30/11/2021	-	-143.80	15	2,076.55	2,076.55	-	1,932.75	1,932.75	-
	31/12/2019	07/02/2022	-	-12.23	1	138.44	138.44	-	126.21	126.21	-
	16/03/2021	07/02/2022	-	-27.03	5	658.08	658.08	-	631.05	631.05	-
	16/03/2021	07/06/2022	-	-22.33	1	131.61	131.61	-	109.28	109.28	-
	07/06/2021	07/06/2022	-	-1,396.28	63	8,281.09	8,281.09	-	6,884.81	6,884.81	-
	08/06/2021	07/06/2022	-	-1,390.97	63	8,275.78	8,275.78	-	6,884.81	6,884.81	-
	03/11/2021	07/06/2022	-	-3,860.08	208	26,590.89	26,590.89	-	22,730.81	22,730.81	-
	16/03/2022	07/06/2022	-	-146.70	12	1,458.09	1,458.09	-	1,311.39	1,311.39	-
	28/04/2022	07/06/2022	-	-535.19	124	14,086.27	14,086.27	-	13,551.08	13,551.08	-
GSBG33 totals			-	-7,770.58	508	63,989.68	63,989.68	-	56,219.10	56,219.10	-
AUSTRALIAN GOVERNMENT TREASURY BONDS TREASURY BOND 3.75% 21-04-37 SEMI											
GSBG37	31/12/2019	30/11/2021	-	-64.06	7	927.80	927.80	-	863.74	863.74	-
	31/12/2019	07/02/2022	-	-72.70	6	795.25	795.25	-	722.55	722.55	-
	31/12/2019	07/06/2022	-	-125.54	4	530.17	530.17	-	404.63	404.63	-
	11/09/2020	30/11/2021	-	-209.28	15	2,060.15	2,060.15	-	1,850.87	1,850.87	-
	07/06/2021	07/06/2022	-	-575.81	25	3,104.77	3,104.77	-	2,528.96	2,528.96	-
	25/10/2021	07/06/2022	-	-2,702.03	132	16,054.96	16,054.96	-	13,352.93	13,352.93	-
	03/11/2021	07/06/2022	-	-3,899.28	193	23,422.89	23,422.89	-	19,523.61	19,523.61	-
	16/03/2022	07/06/2022	-	-181.56	13	1,496.63	1,496.63	-	1,315.07	1,315.07	-
GSBG37 totals			-	-7,830.26	395	48,392.62	48,392.62	-	40,562.36	40,562.36	-
AUSTRALIAN GOVERNMENT TREASURY BONDS TREASURY BOND 5.75% 15-07-22 SEMI											
GSBM22	20/04/2021	01/12/2021	-	-9.62	3	325.56	325.56	-	315.94	315.94	-
	20/04/2021	07/06/2022	-	-175.65	30	3,255.55	3,255.55	-	3,079.90	3,079.90	-

Woodhill Super Fund (SMA00365912)

Taxation income

01 Jul 2021 to 30 Jun 2022

Non-CGT gains/losses continued

Traditional securities						Purchase		Sale/On maturity			
Asset	Purchase date	Sale date	Gain \$	Loss \$	Face value or units	Consideration \$	Principal \$	Accrued interest \$	Amount \$	Principal \$	Accrued interest \$
GSBM22 totals			-	-185.27	33	3,581.11	3,581.11	-	3,395.84	3,395.84	-
AUSTRALIAN GOVERNMENT TREASURY BONDS TREASURY BOND 2.75% 21-11-28 SEMI											
GSBU28	18/09/2019	01/12/2021	-	-24.31	3	347.45	347.45	-	323.14	323.14	-
	18/09/2019	07/06/2022	-	-407.18	21	2,432.11	2,432.11	-	2,024.93	2,024.93	-
	13/02/2020	04/11/2021	-	-51.42	7	811.30	811.30	-	759.88	759.88	-
	18/03/2021	07/06/2022	-	-155.77	10	1,120.02	1,120.02	-	964.25	964.25	-
	08/06/2021	07/06/2022	-	-559.99	36	4,031.29	4,031.29	-	3,471.30	3,471.30	-
GSBU28 totals			-	-1,198.67	77	8,742.17	8,742.17	-	7,543.50	7,543.50	-
AUSTRALIAN GOVERNMENT TREASURY INDEXED BONDS TREAS INDEXED BOND CPI+1.25% 21-02-22 QLY											
GSIC22	18/09/2019	21/02/2022	3.47	-	13	1,554.45	1,554.45	-	1,557.92	1,557.92	-
	20/09/2019	21/02/2022	0.81	-	13	1,557.11	1,557.11	-	1,557.92	1,557.92	-
	27/09/2019	21/02/2022	-	-2.53	10	1,200.93	1,200.93	-	1,198.40	1,198.40	-
GSIC22 totals			4.28	-2.53	36	4,312.49	4,312.49	-	4,314.24	4,314.24	-
AUSTRALIAN GOVERNMENT TREASURY INDEXED BONDS TREAS INDEXED BOND CPI+3.00% 20-09-25 QLY											
GSIQ25	18/09/2019	07/06/2022	-	-26.00	10	1,481.88	1,481.88	-	1,455.88	1,455.88	-
	20/09/2019	07/06/2022	-	-35.04	11	1,636.51	1,636.51	-	1,601.47	1,601.47	-
	27/09/2019	04/11/2021	-	-4.67	4	597.71	597.71	-	593.04	593.04	-
	27/09/2019	01/12/2021	-	-2.33	2	298.85	298.85	-	296.52	296.52	-
	27/09/2019	07/06/2022	-	-7.67	2	298.85	298.85	-	291.18	291.18	-
GSIQ25 totals			-	-75.71	29	4,313.80	4,313.80	-	4,238.09	4,238.09	-
AUSTRALIAN GOVERNMENT TREASURY INDEXED BONDS TREAS INDEXED BOND CPI+2.50% 20-09-30 QLY											
GSIQ30	18/09/2019	07/06/2022	-	-110.98	10	1,553.83	1,553.83	-	1,442.85	1,442.85	-
	20/09/2019	07/06/2022	-	-141.08	11	1,728.21	1,728.21	-	1,587.13	1,587.13	-
	27/09/2019	04/11/2021	-	-7.91	3	476.18	476.18	-	468.27	468.27	-
	27/09/2019	07/02/2022	-	-4.00	2	317.45	317.45	-	313.45	313.45	-
	27/09/2019	07/06/2022	-	-43.33	3	476.18	476.18	-	432.85	432.85	-
GSIQ30 totals			-	-307.30	29	4,551.85	4,551.85	-	4,244.55	4,244.55	-
Australian totals			4.28	-21,923.24		177,822.41	177,822.41	-	155,903.45	155,903.45	-

Woodhill Super Fund (SMA00365912)

Taxation income

01 Jul 2021 to 30 Jun 2022

Non-CGT gains/losses continued

Traditional securities						Purchase		Sale/On maturity			
Asset	Purchase date	Sale date	Gain \$	Loss \$	Face value or units	Consideration \$	Principal \$	Accrued interest \$	Amount \$	Principal \$	Accrued interest \$
Foreign											
Foreign totals			-	-		-	-	-	-	-	-
Traditional securities totals			4.28	-21,923.24		177,822.41	177,822.41	-	155,903.45	155,903.45	-
Total non-CGT gain/loss			4.28	-21,923.24							

Income transactions - additional information

Interest

Asset	Tax date	Interest ^(a) \$	Interest exempt from NRWT ^(b) \$	Interest total \$
BETASHARES AUSTRALIAN HIGH INTEREST CASH ETF				
AAA	01/03/2022	14.91	-	14.91
	01/04/2022	19.10	-	19.10
	02/05/2022	18.94	-	18.94
	01/06/2022	40.29	-	40.29
AAA totals		93.24	-	93.24
MAIN CASH ACCOUNT				
AUDCASH	01/07/2021	3.23	-	3.23
	02/08/2021	4.92	-	4.92
	01/09/2021	6.41	-	6.41
	01/10/2021	9.30	-	9.30
	01/11/2021	10.58	-	10.58
	01/12/2021	4.51	-	4.51
	03/01/2022	4.89	-	4.89
	01/02/2022	3.97	-	3.97

Woodhill Super Fund (SMA00365912)

Taxation income

01 Jul 2021 to 30 Jun 2022

Income transactions - additional information continued

Interest

Asset	Tax date	Interest ^(a) \$	Interest exempt from NRWT ^(b) \$	Interest total \$
	01/03/2022	3.26	-	3.26
	01/04/2022	4.51	-	4.51
	02/05/2022	3.94	-	3.94
	01/06/2022	10.96	-	10.96
	07/06/2022	2.19	-	2.19
AUDCASH totals		72.67	-	72.67
AUSTRALIAN GOVERNMENT TREASURY BONDS TREASURY BOND 3.25% 21-04-25 SEMI				
GSBG25	21/10/2021	326.62	-	326.62
	21/04/2022	297.37	-	297.37
GSBG25 totals		623.99	-	623.99
AUSTRALIAN GOVERNMENT TREASURY BONDS TREASURY BOND 3.25% 21-04-29 SEMI				
GSBG29	21/10/2021	230.74	-	230.74
	21/04/2022	214.49	-	214.49
GSBG29 totals		445.23	-	445.23
AUSTRALIAN GOVERNMENT TREASURY BONDS TREASURY BOND 4.50% 21-04-33 SEMI				
GSBG33	21/10/2021	369.00	-	369.00
	21/04/2022	780.75	-	780.75
GSBG33 totals		1,149.75	-	1,149.75
AUSTRALIAN GOVERNMENT TREASURY BONDS TREASURY BOND 3.75% 21-04-37 SEMI				
GSBG37	21/10/2021	106.87	-	106.87
	21/04/2022	688.12	-	688.12
GSBG37 totals		794.99	-	794.99
AUSTRALIAN GOVERNMENT TREASURY BONDS TREASURY BOND 5.75% 15-07-22 SEMI				
GSBM22	15/07/2021	94.87	-	94.87
	17/01/2022	86.24	-	86.24
GSBM22 totals		181.11	-	181.11
AUSTRALIAN GOVERNMENT TREASURY BONDS TREASURY BOND 2.75% 21-11-28 SEMI				
GSBU28	22/11/2021	96.24	-	96.24
	23/05/2022	92.12	-	92.12

Woodhill Super Fund (SMA00365912)

Taxation income

01 Jul 2021 to 30 Jun 2022

Income transactions - additional information continued

Interest

Asset	Tax date	Interest ^(a) \$	Interest exempt from NRWT ^(b) \$	Interest total \$
GSBU28 totals		188.36	-	188.36
AUSTRALIAN GOVERNMENT TREASURY BONDS TREASURY BOND 1.00% 21-11-31 SEMI				
GSBU31	22/11/2021	220.50	-	220.50
	23/05/2022	212.00	-	212.00
GSBU31 totals		432.50	-	432.50
AUSTRALIAN GOVERNMENT TREASURY INDEXED BONDS TREAS INDEXED BOND CPI+1.25% 21-02-22 QLY				
GSIC22	23/08/2021	13.29	-	13.29
	22/11/2021	13.38	-	13.38
	21/02/2022	13.48	-	13.48
GSIC22 totals		40.15	-	40.15
AUSTRALIAN GOVERNMENT TREASURY INDEXED BONDS TREAS INDEXED BOND CPI+3.00% 20-09-25 QLY				
GSIQ25	20/09/2021	27.67	-	27.67
	20/12/2021	22.10	-	22.10
	21/03/2022	22.26	-	22.26
GSIQ25 totals		72.03	-	72.03
AUSTRALIAN GOVERNMENT TREASURY INDEXED BONDS TREAS INDEXED BOND CPI+2.50% 20-09-30 QLY				
GSIQ30	20/09/2021	22.50	-	22.50
	20/12/2021	20.31	-	20.31
	21/03/2022	18.89	-	18.89
GSIQ30 totals		61.70	-	61.70
SYDNEY AIRPORT FULLY PAID STAPLED SECURITIES - SAT 1				
SYD_SAT1	31/12/2021	58.66	-	58.66
	14/02/2022	9.61	-	9.61
SYD_SAT1 totals		68.27	-	68.27
TRANSURBAN GROUP ORDINARY SHARES/UNITS FULLY PAID TRIPLE STAPLED - THT				
TCL_THT	30/12/2021	33.72	-	33.72
TCL_THT totals		33.72	-	33.72
Totals		4,257.71	-	4,257.71

Woodhill Super Fund (SMA00365912)

Taxation income

01 Jul 2021 to 30 Jun 2022

Income transactions - additional information continued

(a) The amount of interest that is subject to non-resident withholding tax (NRWT).
 (b) The amount of interest that is not subject to non-resident withholding tax (NRWT).

Denied franking credits

Asset	Tax date	Franking credits entitlement \$	Franking credits denied \$	Franking credits total \$
Dividends				
NORTHERN STAR RESOURCES LTD FPO	29/03/2022	29.10	13.84	42.94
Dividends total			13.84	
Trust income				
Trust income total			-	
Totals			13.84	

Unfranked amounts - Unfranked CFI income component

	Tax date	Total Unfranked \$	Unfranked Non CFI \$	Unfranked CFI \$
BSL	13/10/2021	96.80	-	96.80
BSL totals		96.80	-	96.80
BXB	14/10/2021	77.55	-	77.55
	14/04/2022	59.46	-	59.46
BXB totals		137.01	-	137.01
CPU	13/09/2021	53.54	-	53.54
	17/03/2022	34.27	-	34.27
CPU totals		87.81	-	87.81
CSL	30/09/2021	115.88	-	115.88
	06/04/2022	93.91	-	93.91
CSL totals		209.79	-	209.79
SHL	22/09/2021	44.85	-	44.85

Woodhill Super Fund (SMA00365912)

Taxation income

01 Jul 2021 to 30 Jun 2022

Income transactions - additional information continued

Unfranked amounts - Unfranked CFI income component

Tax date	Total Unfranked \$	Unfranked Non CFI \$	Unfranked CFI \$
SHL totals	44.85	-	44.85
Totals	576.26	-	576.26

Non-assessable amounts^(a)

Asset	Tax date	Attribution managed investment trusts (AMIT)			Non-AMIT			Non-assessable total \$
		Exempt income \$	Non-assessable non-exempt \$	Other non-assessable ^(b) \$	Tax deferred \$	Tax exempt \$	Tax free \$	
TCL_THT	30/12/2021	-	-	28.62	-	-	-	28.62
TCL_THT totals		-	-	28.62	-	-	-	28.62
Totals		-	-	28.62	-	-	-	28.62

(a) Non-assessable amounts do not include non-assessable amounts in respect of trust capital gains (i.e. the AMIT CGT gross-up amount or the CGT concession amount). The non-assessable amounts relating to AMIT CGT gross-up amounts and CGT concession amounts are disclosed in the 'Trust capital gains' sub-section under the Income - additional information section.

(b) For attribution managed investment trusts (AMITs), 'Other non-assessable' amounts are the reconciliation adjustments required to account for the amount by which the present entitlements to the net accounting income of the trust for the income year exceed the trust income attributed to the member under section 276-80 ITAA 1997 for the income year.

Capital Withholding tax

Asset	Transaction Date	Capital withholding tax
Totals		-

Foreign investment taxes^(a)

Asset	Tax date	NTAP foreign tax ^(b)				Foreign taxes total \$
		Foreign tax ^(c) \$	Discount method \$	Indexation method \$	Other method \$	
TAISEI ORD						
1801	02/12/2021	2.02	-	-	-	2.02
	29/06/2022	1.73	-	-	-	1.73
1801 totals		3.75	-	-	-	3.75

Woodhill Super Fund (SMA00365912)

Taxation income

01 Jul 2021 to 30 Jun 2022

Income transactions - additional information continued

Foreign investment taxes ^(a)		NTAP foreign tax ^(b)				Foreign taxes total \$
Asset	Tax date	Foreign tax ^(c) \$	Discount method \$	Indexation method \$	Other method \$	
DAITO TR CONST ORD						
1878	29/09/2021	2.83	-	-	-	2.83
	30/03/2022	2.21	-	-	-	2.21
1878 totals		5.04	-	-	-	5.04
KIRIN HOLDINGS ORD						
2503	03/09/2021	2.69	-	-	-	2.69
2503 totals		2.69	-	-	-	2.69
ASTELLAS PHARMA ORD						
4503	01/12/2021	5.00	-	-	-	5.00
	01/06/2022	3.09	-	-	-	3.09
4503 totals		8.09	-	-	-	8.09
AMADA HOLDINGS ORD						
6113	07/12/2021	4.29	-	-	-	4.29
	29/06/2022	2.86	-	-	-	2.86
6113 totals		7.15	-	-	-	7.15
HITACHI ORD						
6501	29/11/2021	8.02	-	-	-	8.02
	02/06/2022	4.66	-	-	-	4.66
6501 totals		12.68	-	-	-	12.68
SONY CORP						
6758	01/12/2021	1.55	-	-	-	1.55
	03/06/2022	1.11	-	-	-	1.11
6758 totals		2.66	-	-	-	2.66
HOYA ORD						
7741	30/11/2021	0.55	-	-	-	0.55
	01/06/2022	0.56	-	-	-	0.56
7741 totals		1.11	-	-	-	1.11
NINTENDO ORD						

Woodhill Super Fund (SMA00365912)

Taxation income

01 Jul 2021 to 30 Jun 2022

Income transactions - additional information continued

Foreign investment taxes ^(a)		NTAP foreign tax ^(b)				Foreign taxes total
Asset	Tax date	Foreign tax (c) \$	Discount method \$	Indexation method \$	Other method \$	\$
7974	01/12/2021	8.39	-	-	-	8.39
	30/06/2022	11.34	-	-	-	11.34
7974 totals		19.73	-	-	-	19.73
KDDI ORD						
9433	01/12/2021	14.73	-	-	-	14.73
	23/06/2022	9.57	-	-	-	9.57
9433 totals		24.30	-	-	-	24.30
SUNDRUG ORD						
9989	06/12/2021	4.96	-	-	-	4.96
9989 totals		4.96	-	-	-	4.96
APPLE ORD						
AAPL	12/08/2021	3.00	-	-	-	3.00
	15/11/2021	3.01	-	-	-	3.01
	11/02/2022	2.17	-	-	-	2.17
	17/05/2022	2.08	-	-	-	2.08
AAPL totals		10.26	-	-	-	10.26
ABB LTD N ORD						
ABBN	30/03/2022	34.85	-	-	-	34.85
ABBN totals		34.85	-	-	-	34.85
KONINKLIJKE AHOLD DELHAIZE ORD						
AD	02/09/2021	17.18	-	-	-	17.18
	28/04/2022	15.49	-	-	-	15.49
AD totals		32.67	-	-	-	32.67
APPLIED MATERIAL ORD						
AMAT	16/09/2021	1.47	-	-	-	1.47
	16/12/2021	1.50	-	-	-	1.50
	16/03/2022	0.94	-	-	-	0.94
	16/06/2022	1.05	-	-	-	1.05

Woodhill Super Fund (SMA00365912)

Taxation income

01 Jul 2021 to 30 Jun 2022

Income transactions - additional information continued

Foreign investment taxes ^(a)		NTAP foreign tax ^(b)			Foreign taxes total	
Asset	Tax date	Foreign tax ^(c) \$	Discount method \$	Indexation method \$	Other method \$	Foreign taxes total \$
AMAT totals		4.96	-	-	-	4.96
AMGEN ORD						
AMGN	08/09/2021	3.93	-	-	-	3.93
AMGN totals		3.93	-	-	-	3.93
AMERICAN TOWER CL A REIT						
AMT	27/09/2021	10.63	-	-	-	10.63
	23/12/2021	11.36	-	-	-	11.36
	12/04/2022	6.74	-	-	-	6.74
AMT totals		28.73	-	-	-	28.73
ACTIVISION BLIZZARD ORD						
ATVI	09/05/2022	2.57	-	-	-	2.57
ATVI totals		2.57	-	-	-	2.57
BRISTOL MYERS SQUIBB CO USD0.10						
BMY	02/08/2021	6.80	-	-	-	6.80
	02/11/2021	6.66	-	-	-	6.66
	02/02/2022	6.58	-	-	-	6.58
	03/05/2022	4.92	-	-	-	4.92
BMY totals		24.96	-	-	-	24.96
CDW ORD						
CDW	10/09/2021	1.05	-	-	-	1.05
	10/12/2021	1.35	-	-	-	1.35
	10/03/2022	0.82	-	-	-	0.82
	10/06/2022	0.84	-	-	-	0.84
CDW totals		4.06	-	-	-	4.06
CITIZENS FINANCIAL GROUP ORD						
CFG	13/08/2021	13.21	-	-	-	13.21
	12/11/2021	9.29	-	-	-	9.29
	14/02/2022	11.05	-	-	-	11.05
	18/05/2022	5.73	-	-	-	5.73

Woodhill Super Fund (SMA00365912)

Taxation income

01 Jul 2021 to 30 Jun 2022

Income transactions - additional information continued

Foreign investment taxes ^(a)		NTAP foreign tax ^(b)				Foreign taxes total \$
Asset	Tax date	Foreign tax ^(c) \$	Discount method \$	Indexation method \$	Other method \$	
CFG totals		39.28	-	-	-	39.28
CISCO SYSTEMS ORD						
CSCO	28/07/2021	5.94	-	-	-	5.94
	27/10/2021	2.73	-	-	-	2.73
	27/01/2022	2.55	-	-	-	2.55
	28/04/2022	2.04	-	-	-	2.04
CSCO totals		13.26	-	-	-	13.26
COGNIZANT TECHNOLOGY SOLUTN CL A ORD						
CTSH	31/08/2021	2.36	-	-	-	2.36
	30/11/2021	2.44	-	-	-	2.44
	01/03/2022	1.66	-	-	-	1.66
	31/05/2022	2.07	-	-	-	2.07
CTSH totals		8.53	-	-	-	8.53
VINCI ORD						
DG	18/11/2021	3.22	-	-	-	3.22
	28/04/2022	9.17	-	-	-	9.17
DG totals		12.39	-	-	-	12.39
EBAY ORD						
EBAY	17/09/2021	2.20	-	-	-	2.20
	17/12/2021	2.27	-	-	-	2.27
	18/03/2022	2.28	-	-	-	2.28
	20/06/2022	2.11	-	-	-	2.11
EBAY totals		8.86	-	-	-	8.86
EDP ORD						
EDP	28/04/2022	36.12	-	-	-	36.12
EDP totals		36.12	-	-	-	36.12
ENDESA ORD						
ELE	01/07/2021	45.67	-	-	-	45.67
	04/01/2022	15.14	-	-	-	15.14

Woodhill Super Fund (SMA00365912)

Taxation income

01 Jul 2021 to 30 Jun 2022

Income transactions - additional information continued

Foreign investment taxes ^(a)		NTAP foreign tax ^(b)			Foreign taxes total	
Asset	Tax date	Foreign tax ^(c) \$	Discount method \$	Indexation method \$	Other method \$	Foreign taxes total \$
ELE totals		60.81	-	-	-	60.81
ENGIE ORD						
ENGI	27/04/2022	45.02	-	-	-	45.02
ENGI totals		45.02	-	-	-	45.02
ASSICURAZIONI GENERALI ORD						
G	27/05/2022	54.97	-	-	-	54.97
G totals		54.97	-	-	-	54.97
INTEL ORD						
INTC	01/09/2021	5.66	-	-	-	5.66
	01/12/2021	3.08	-	-	-	3.08
	01/03/2022	1.87	-	-	-	1.87
INTC totals		10.61	-	-	-	10.61
ILLINOIS TOOL ORD						
ITW	15/07/2021	4.42	-	-	-	4.42
	14/10/2021	4.80	-	-	-	4.80
	17/01/2022	4.52	-	-	-	4.52
	14/04/2022	3.64	-	-	-	3.64
ITW totals		17.38	-	-	-	17.38
JOHNSON & JOHNSON ORD						
JNJ	07/09/2021	7.24	-	-	-	7.24
	07/12/2021	5.54	-	-	-	5.54
	08/03/2022	3.47	-	-	-	3.47
	08/06/2022	4.47	-	-	-	4.47
JNJ totals		20.72	-	-	-	20.72
JPMORGAN CHASE & CO COM STK USD1						
JPM	02/08/2021	6.59	-	-	-	6.59
	01/11/2021	4.79	-	-	-	4.79
	31/01/2022	4.66	-	-	-	4.66
	02/05/2022	4.08	-	-	-	4.08

Woodhill Super Fund (SMA00365912)

Taxation income

01 Jul 2021 to 30 Jun 2022

Income transactions - additional information continued

Foreign investment taxes ^(a)		NTAP foreign tax ^(b)			Foreign taxes total
Asset	Tax date	Foreign tax ^(c)	Discount method	Indexation method	
		\$	\$	\$	\$
JPM totals		20.12	-	-	20.12
KIMBERLY CLARK ORD					
KMB	02/07/2021	9.40	-	-	9.40
KMB totals		9.40	-	-	9.40
L3HARRIS TECHNOLOGIES ORD					
LHX	25/03/2022	2.24	-	-	2.24
	20/06/2022	2.41	-	-	2.41
LHX totals		4.65	-	-	4.65
MICHELIN ORD					
ML	19/05/2022	28.72	-	-	28.72
ML totals		28.72	-	-	28.72
3M ORD					
MMM	13/09/2021	5.12	-	-	5.12
	13/12/2021	5.24	-	-	5.24
	15/03/2022	5.27	-	-	5.27
	14/06/2022	5.42	-	-	5.42
MMM totals		21.05	-	-	21.05
MONCLER ORD					
MONC	07/06/2022	4.97	-	-	4.97
MONC totals		4.97	-	-	4.97
MERCK & CO ORD					
MRK	07/07/2021	7.34	-	-	7.34
	07/10/2021	7.56	-	-	7.56
	07/01/2022	7.28	-	-	7.28
	08/04/2022	4.11	-	-	4.11
MRK totals		26.29	-	-	26.29
MICROSOFT ORD					
MSFT	09/09/2021	8.30	-	-	8.30

Woodhill Super Fund (SMA00365912)

Taxation income

01 Jul 2021 to 30 Jun 2022

Income transactions - additional information continued

Foreign investment taxes ^(a)		NTAP foreign tax ^(b)				Foreign taxes total
Asset	Tax date	Foreign tax ^(c) \$	Discount method \$	Indexation method \$	Other method \$	\$
	09/12/2021	8.19	-	-	-	8.19
	10/03/2022	5.31	-	-	-	5.31
	09/06/2022	6.23	-	-	-	6.23
MSFT totals		28.03	-	-	-	28.03
NEWMONT GOLDCORP ORD						
NEM	23/09/2021	3.29	-	-	-	3.29
	29/12/2021	3.48	-	-	-	3.48
	25/03/2022	2.21	-	-	-	2.21
	16/06/2022	1.68	-	-	-	1.68
NEM totals		10.66	-	-	-	10.66
NOVO NORDISK B ORD						
NOVO B	18/08/2021	15.55	-	-	-	15.55
	29/03/2022	18.88	-	-	-	18.88
NOVO B totals		34.43	-	-	-	34.43
NETAPP ORD						
NTAP	28/07/2021	6.61	-	-	-	6.61
	27/10/2021	6.47	-	-	-	6.47
	27/01/2022	5.84	-	-	-	5.84
	28/04/2022	3.93	-	-	-	3.93
NTAP totals		22.85	-	-	-	22.85
PAYCHEX ORD						
PAYX	26/08/2021	9.77	-	-	-	9.77
	29/11/2021	10.24	-	-	-	10.24
	24/02/2022	4.69	-	-	-	4.69
	26/05/2022	6.45	-	-	-	6.45
PAYX totals		31.15	-	-	-	31.15
PUBLIC STORAGE REIT ORD						
PSA	14/09/2021	5.41	-	-	-	5.41
	14/12/2021	5.62	-	-	-	5.62

Woodhill Super Fund (SMA00365912)

Taxation income

01 Jul 2021 to 30 Jun 2022

Income transactions - additional information continued

Foreign investment taxes ^(a)		NTAP foreign tax ^(b)				Foreign taxes total
Asset	Tax date	Foreign tax ^(c)	Discount method	Indexation method	Other method	
		\$	\$	\$	\$	\$
	15/03/2022	4.80	-	-	-	4.80
PSA totals		15.83	-	-	-	15.83
RECORDATI INDUSTRIA CHIM. FARMA. ORD						
REC	24/11/2021	10.06	-	-	-	10.06
	25/05/2022	6.47	-	-	-	6.47
REC totals		16.53	-	-	-	16.53
ROBERT HALF ORD						
RHI	15/09/2021	4.34	-	-	-	4.34
	15/12/2021	4.22	-	-	-	4.22
	15/03/2022	3.22	-	-	-	3.22
	15/06/2022	3.77	-	-	-	3.77
RHI totals		15.55	-	-	-	15.55
ROCHE HOLDING PAR						
ROG	21/03/2022	28.98	-	-	-	28.98
ROG totals		28.98	-	-	-	28.98
SANOFI AVENTIS ORD						
SAN	10/05/2022	6.65	-	-	-	6.65
	10/05/2022	35.57	-	-	-	35.57
SAN totals		42.22	-	-	-	42.22
JM SMUCKER ORD						
SJM	01/09/2021	8.49	-	-	-	8.49
	01/12/2021	8.36	-	-	-	8.36
	02/03/2022	5.51	-	-	-	5.51
	02/06/2022	6.72	-	-	-	6.72
SJM totals		29.08	-	-	-	29.08
SCHNEIDER ELECTRIC SA ORD						
SU	19/05/2022	19.61	-	-	-	19.61
SU totals		19.61	-	-	-	19.61

Woodhill Super Fund (SMA00365912)

Taxation income

01 Jul 2021 to 30 Jun 2022

Income transactions - additional information continued

Foreign investment taxes ^(a)		NTAP foreign tax ^(b)				Foreign taxes total
Asset	Tax date	Foreign tax ^(c) \$	Discount method \$	Indexation method \$	Other method \$	\$
TELENOR ORD						
TEL	20/10/2021	53.28	-	-	-	53.28
	24/05/2022	42.09	-	-	-	42.09
TEL totals		95.37	-	-	-	95.37
VISA ORD CL A						
V	01/09/2021	1.96	-	-	-	1.96
	07/12/2021	2.37	-	-	-	2.37
	02/03/2022	1.47	-	-	-	1.47
	07/06/2022	1.78	-	-	-	1.78
V totals		7.58	-	-	-	7.58
ZOETIS CL A ORD						
ZTS	01/09/2021	0.31	-	-	-	0.31
	01/12/2021	0.51	-	-	-	0.51
	02/03/2022	0.54	-	-	-	0.54
	01/06/2022	0.34	-	-	-	0.34
ZTS totals		1.70	-	-	-	1.70
Totals		1,081.87	-	-	-	1,081.87

(a) Foreign taxes withheld from or paid in respect of foreign investment income are recognised at the tax-derivation date of the foreign investment income from which they are withheld or in respect of which they are paid, regardless of whether or not the withholding event or payment occurs after the tax-derivation date.

(b) The amount of foreign tax paid in respect of capital gains made in respect of foreign CGT assets. For more details, refer to the 'Distributed capital gains' section of the Income - additional information schedule.

(c) The amount of foreign tax paid in respect of foreign investment income, other than foreign capital gains.

Gross foreign income

	Tax date	Attributed CFC income ^(a) \$	Foreign income net of tax ^(b) \$	Foreign tax \$	Aust franking credits from NZ co	Gross foreign income total \$	Asset currency (if not AUD)	Asset currency amount	NZ franking credits from NZ co
1801	02/12/2021	-	18.10	2.02	-	20.12	JPY	1,462.50	-

Woodhill Super Fund (SMA00365912)

Taxation income

01 Jul 2021 to 30 Jun 2022

Income transactions - additional information continued

Gross foreign income

	Tax date	Attributed CFC income ^(a) \$	Foreign income net of tax ^(b) \$	Foreign tax \$	Aust franking credits from NZ co	Gross foreign income total \$	Asset currency (if not AUD)	Asset currency amount	NZ franking credits from NZ co
	29/06/2022	-	15.54	1.73	-	17.27	JPY	1,263.75	-
1801 totals		-	33.64	3.75	-	37.39		2,726.25	-
1878	29/09/2021	-	25.47	2.83	-	28.30	JPY	2,124.00	-
	30/03/2022	-	19.87	2.21	-	22.08	JPY	1,710.93	-
1878 totals		-	45.34	5.04	-	50.38		3,834.93	-
2503	03/09/2021	-	24.20	2.69	-	26.89	JPY	1,959.75	-
2503 totals		-	24.20	2.69	-	26.89		1,959.75	-
4503	01/12/2021	-	45.01	5.00	-	50.01	JPY	3,667.50	-
	01/06/2022	-	27.74	3.09	-	30.83	JPY	2,565.00	-
4503 totals		-	72.75	8.09	-	80.84		6,232.50	-
6113	07/12/2021	-	38.68	4.29	-	42.97	JPY	3,136.50	-
	29/06/2022	-	25.68	2.86	-	28.54	JPY	2,090.45	-
6113 totals		-	64.36	7.15	-	71.51		5,226.95	-
6501	29/11/2021	-	72.25	8.02	-	80.27	JPY	5,886.00	-
	02/06/2022	-	41.94	4.66	-	46.60	JPY	3,919.50	-
6501 totals		-	114.19	12.68	-	126.87		9,805.50	-
6758	01/12/2021	-	13.96	1.55	-	15.51	JPY	1,134.00	-
	03/06/2022	-	9.99	1.11	-	11.10	JPY	945.00	-
6758 totals		-	23.95	2.66	-	26.61		2,079.00	-
7741	30/11/2021	-	4.95	0.55	-	5.50	JPY	405.00	-
	01/06/2022	-	5.08	0.56	-	5.64	JPY	468.00	-
7741 totals		-	10.03	1.11	-	11.14		873.00	-
7974	30/06/2022	-	102.00	11.34	-	113.34	JPY	8,772.40	-
	01/12/2021	-	75.51	8.39	-	83.90	JPY	6,138.00	-
7974 totals		-	177.51	19.73	-	197.24		14,910.40	-
9433	01/12/2021	-	132.55	14.73	-	147.28	JPY	10,746.00	-

Woodhill Super Fund (SMA00365912)

Taxation income

01 Jul 2021 to 30 Jun 2022

Income transactions - additional information continued

Gross foreign income

	Tax date	Attributed CFC income ^(a) \$	Foreign income net of tax ^(b) \$	Foreign tax \$	Aust franking credits from NZ co	Gross foreign income total \$	Asset currency (if not AUD)	Asset currency amount	NZ franking credits from NZ co
	23/06/2022	-	86.15	9.57	-	95.72	JPY	8,014.50	-
9433 totals		-	218.70	24.30	-	243.00		18,760.50	-
9989	06/12/2021	-	44.62	4.96	-	49.58	JPY	3,559.50	-
9989 totals		-	44.62	4.96	-	49.58		3,559.50	-
AAPL	12/08/2021	-	16.99	3.00	-	19.99	USD	12.53	-
	15/11/2021	-	17.06	3.01	-	20.07	USD	12.53	-
	11/02/2022	-	12.31	2.17	-	14.48	USD	8.79	-
	17/05/2022	-	11.81	2.08	-	13.89	USD	8.41	-
AAPL totals		-	58.17	10.26	-	68.43		42.26	-
ABBN	30/03/2022	-	64.73	34.85	-	99.58	CHF	45.31	-
ABBN totals		-	64.73	34.85	-	99.58		45.31	-
AD	02/09/2021	-	97.34	17.18	-	114.52	EUR	60.31	-
	28/04/2022	-	87.81	15.49	-	103.30	EUR	59.23	-
AD totals		-	185.15	32.67	-	217.82		119.54	-
AMAT	16/09/2021	-	8.32	1.47	-	9.79	USD	6.12	-
	16/12/2021	-	8.48	1.50	-	9.98	USD	6.12	-
	16/03/2022	-	5.34	0.94	-	6.28	USD	3.88	-
	16/06/2022	-	5.96	1.05	-	7.01	USD	4.20	-
AMAT totals		-	28.10	4.96	-	33.06		20.32	-
AMGN	08/09/2021	-	22.28	3.93	-	26.21	USD	16.46	-
AMGN totals		-	22.28	3.93	-	26.21		16.46	-
AMT	27/09/2021	-	60.24	10.63	-	70.87	USD	47.88	-
	23/12/2021	-	64.36	11.36	-	75.72	USD	47.26	-
	12/04/2022	-	38.20	6.74	-	44.94	USD	27.37	-
AMT totals		-	162.80	28.73	-	191.53		122.51	-
ATVI	09/05/2022	-	14.60	2.57	-	17.17	USD	10.39	-

Woodhill Super Fund (SMA00365912)

Taxation income

01 Jul 2021 to 30 Jun 2022

Income transactions - additional information continued

Gross foreign income

	Tax date	Attributed CFC income ^(a) \$	Foreign income net of tax ^(b) \$	Foreign tax \$	Aust franking credits from NZ co	Gross foreign income total \$	Asset currency (if not AUD)	Asset currency amount	NZ franking credits from NZ co
ATVI totals		-	14.60	2.57	-	17.17		10.39	-
BMY	02/08/2021	-	38.51	6.80	-	45.31	USD	28.32	-
	02/11/2021	-	37.72	6.66	-	44.38	USD	28.32	-
	02/02/2022	-	37.25	6.58	-	43.83	USD	26.62	-
	03/05/2022	-	27.85	4.92	-	32.77	USD	19.74	-
BMY totals		-	141.33	24.96	-	166.29		103.00	-
CDW	10/09/2021	-	5.96	1.05	-	7.01	USD	4.42	-
	10/12/2021	-	7.67	1.35	-	9.02	USD	5.52	-
	10/03/2022	-	4.62	0.82	-	5.44	USD	3.40	-
	10/06/2022	-	4.73	0.84	-	5.57	USD	3.40	-
CDW totals		-	22.98	4.06	-	27.04		16.74	-
CFG	13/08/2021	-	74.82	13.21	-	88.03	USD	55.03	-
	12/11/2021	-	52.63	9.29	-	61.92	USD	38.45	-
	14/02/2022	-	62.62	11.05	-	73.67	USD	44.75	-
	18/05/2022	-	32.49	5.73	-	38.22	USD	22.54	-
CFG totals		-	222.56	39.28	-	261.84		160.77	-
CSCO	28/07/2021	-	33.65	5.94	-	39.59	USD	24.85	-
	27/10/2021	-	15.48	2.73	-	18.21	USD	11.64	-
	27/01/2022	-	14.47	2.55	-	17.02	USD	10.38	-
	28/04/2022	-	11.55	2.04	-	13.59	USD	7.51	-
CSCO totals		-	75.15	13.26	-	88.41		54.38	-
CTSH	31/08/2021	-	13.34	2.36	-	15.70	USD	9.79	-
	30/11/2021	-	13.82	2.44	-	16.26	USD	9.79	-
	01/03/2022	-	9.42	1.66	-	11.08	USD	6.88	-
	31/05/2022	-	11.75	2.07	-	13.82	USD	7.80	-
CTSH totals		-	48.33	8.53	-	56.86		34.26	-
D05	26/08/2021	-	86.53	-	-	86.53	SGD	85.14	-
	26/11/2021	-	65.00	-	-	65.00	SGD	63.69	-

Woodhill Super Fund (SMA00365912)

Taxation income

01 Jul 2021 to 30 Jun 2022

Income transactions - additional information continued

Gross foreign income

	Tax date	Attributed CFC income ^(a) \$	Foreign income net of tax ^(b) \$	Foreign tax \$	Aust franking credits from NZ co	Gross foreign income total \$	Asset currency (if not AUD)	Asset currency amount	NZ franking credits from NZ co
	22/04/2022	-	58.51	-	-	58.51	SGD	58.32	-
	25/05/2022	-	59.76	-	-	59.76	SGD	58.32	-
D05 totals		-	269.80	-	-	269.80		265.47	-
DG	18/11/2021	-	8.92	3.22	-	12.14	EUR	5.73	-
	28/04/2022	-	27.51	9.17	-	36.68	EUR	19.12	-
DG totals		-	36.43	12.39	-	48.82		24.85	-
DLG	03/09/2021	-	53.50	-	-	53.50	GBP	28.65	-
DLG totals		-	53.50	-	-	53.50		28.65	-
EBAY	17/09/2021	-	12.51	2.20	-	14.71	USD	9.18	-
	17/12/2021	-	12.88	2.27	-	15.15	USD	9.18	-
	18/03/2022	-	12.91	2.28	-	15.19	USD	9.54	-
	20/06/2022	-	12.00	2.11	-	14.11	USD	8.41	-
EBAY totals		-	50.30	8.86	-	59.16		36.31	-
EDP	28/04/2022	-	108.37	36.12	-	144.49	EUR	72.96	-
EDP totals		-	108.37	36.12	-	144.49		72.96	-
ELE	01/07/2021	-	194.73	45.67	-	240.40	EUR	123.43	-
	07/09/2021	-	9.75	-	-	9.75	EUR	6.10	-
	04/01/2022	-	64.54	15.14	-	79.68	EUR	41.31	-
	15/06/2022	-	5.43	-	-	5.43	EUR	3.60	-
	15/06/2022	-	7.66	-	-	7.66	EUR	5.07	-
ELE totals		-	282.11	60.81	-	342.92		179.51	-
ENGI	27/04/2022	-	135.04	45.02	-	180.06	EUR	99.70	-
ENGI totals		-	135.04	45.02	-	180.06		99.70	-
G	27/05/2022	-	156.45	54.97	-	211.42	EUR	103.73	-
G totals		-	156.45	54.97	-	211.42		103.73	-
INTC	01/09/2021	-	32.06	5.66	-	37.72	USD	23.63	-
	01/12/2021	-	17.44	3.08	-	20.52	USD	12.41	-

Woodhill Super Fund (SMA00365912)

Taxation income

01 Jul 2021 to 30 Jun 2022

Income transactions - additional information continued

Gross foreign income

	Tax date	Attributed CFC income ^(a) \$	Foreign income net of tax ^(b) \$	Foreign tax \$	Aust franking credits from NZ co	Gross foreign income total \$	Asset currency (if not AUD)	Asset currency amount	NZ franking credits from NZ co
	01/03/2022	-	10.63	1.87	-	12.50	USD	7.76	-
INTC totals		-	60.13	10.61	-	70.74		43.80	-
ITRK	07/10/2021	-	21.65	-	-	21.65	GBP	11.63	-
	17/06/2022	-	26.40	-	-	26.40	GBP	15.04	-
ITRK totals		-	48.05	-	-	48.05		26.67	-
ITW	15/07/2021	-	25.07	4.42	-	29.49	USD	19.38	-
	14/10/2021	-	27.19	4.80	-	31.99	USD	20.74	-
	17/01/2022	-	25.63	4.52	-	30.15	USD	18.67	-
	14/04/2022	-	20.59	3.64	-	24.23	USD	13.36	-
ITW totals		-	98.48	17.38	-	115.86		72.15	-
JNJ	07/09/2021	-	40.99	7.24	-	48.23	USD	29.73	-
	07/12/2021	-	31.40	5.54	-	36.94	USD	22.52	-
	08/03/2022	-	19.67	3.47	-	23.14	USD	14.42	-
	08/06/2022	-	25.29	4.47	-	29.76	USD	18.25	-
JNJ totals		-	117.35	20.72	-	138.07		84.92	-
JPM	02/08/2021	-	37.33	6.59	-	43.92	USD	27.54	-
	01/11/2021	-	27.13	4.79	-	31.92	USD	20.40	-
	31/01/2022	-	26.38	4.66	-	31.04	USD	18.70	-
	02/05/2022	-	23.14	4.08	-	27.22	USD	16.15	-
JPM totals		-	113.98	20.12	-	134.10		82.79	-
KMB	02/07/2021	-	53.23	9.40	-	62.63	USD	39.73	-
KMB totals		-	53.23	9.40	-	62.63		39.73	-
LHX	25/03/2022	-	12.72	2.24	-	14.96	USD	11.20	-
	20/06/2022	-	13.67	2.41	-	16.08	USD	9.52	-
LHX totals		-	26.39	4.65	-	31.04		20.72	-
ML	19/05/2022	-	86.16	28.72	-	114.88	EUR	57.37	-
ML totals		-	86.16	28.72	-	114.88		57.37	-

Woodhill Super Fund (SMA00365912)

Taxation income

01 Jul 2021 to 30 Jun 2022

Income transactions - additional information continued

Gross foreign income

	Tax date	Attributed CFC income ^(a) \$	Foreign income net of tax ^(b) \$	Foreign tax \$	Aust franking credits from NZ co	Gross foreign income total \$	Asset currency (if not AUD)	Asset currency amount	NZ franking credits from NZ co
MMM	14/06/2022	-	30.70	5.42	-	36.12	USD	21.53	-
	13/09/2021	-	29.02	5.12	-	34.14	USD	21.39	-
	13/12/2021	-	29.71	5.24	-	34.95	USD	21.39	-
	15/03/2022	-	29.87	5.27	-	35.14	USD	21.53	-
MMM totals		-	119.30	21.05	-	140.35		85.84	-
MONC	07/06/2022	-	14.15	4.97	-	19.12	EUR	10.58	-
MONC totals		-	14.15	4.97	-	19.12		10.58	-
MRK	07/07/2021	-	41.63	7.34	-	48.97	USD	31.49	-
	07/10/2021	-	42.84	7.56	-	50.40	USD	31.49	-
	07/01/2022	-	41.24	7.28	-	48.52	USD	28.15	-
	08/04/2022	-	23.32	4.11	-	27.43	USD	16.04	-
MRK totals		-	149.03	26.29	-	175.32		107.17	-
MSFT	09/09/2021	-	47.00	8.30	-	55.30	USD	34.75	-
	09/12/2021	-	46.43	8.19	-	54.62	USD	33.20	-
	10/03/2022	-	30.12	5.31	-	35.43	USD	22.13	-
	09/06/2022	-	35.29	6.23	-	41.52	USD	25.30	-
MSFT totals		-	158.84	28.03	-	186.87		115.38	-
NEM	23/09/2021	-	18.64	3.29	-	21.93	USD	13.56	-
	29/12/2021	-	19.73	3.48	-	23.21	USD	13.56	-
	25/03/2022	-	12.50	2.21	-	14.71	USD	11.00	-
	16/06/2022	-	9.57	1.68	-	11.25	USD	6.54	-
NEM totals		-	60.44	10.66	-	71.10		44.66	-
NOVO B	18/08/2021	-	42.04	15.55	-	57.59	DKK	194.18	-
	29/03/2022	-	51.05	18.88	-	69.93	DKK	256.89	-
NOVO B totals		-	93.09	34.43	-	127.52		451.07	-
NTAP	28/07/2021	-	37.46	6.61	-	44.07	USD	27.62	-
	27/10/2021	-	36.65	6.47	-	43.12	USD	27.62	-
	27/01/2022	-	33.12	5.84	-	38.96	USD	23.80	-

Woodhill Super Fund (SMA00365912)

Taxation income

01 Jul 2021 to 30 Jun 2022

Income transactions - additional information continued

Gross foreign income

	Tax date	Attributed CFC income ^(a) \$	Foreign income net of tax ^(b) \$	Foreign tax \$	Aust franking credits from NZ co	Gross foreign income total \$	Asset currency (if not AUD)	Asset currency amount	NZ franking credits from NZ co
	28/04/2022	-	22.29	3.93	-	26.22	USD	14.62	-
NTAP totals		-	129.52	22.85	-	152.37		93.66	-
PAYX	26/08/2021	-	55.39	9.77	-	65.16	USD	40.39	-
	29/11/2021	-	58.01	10.24	-	68.25	USD	47.16	-
	24/02/2022	-	26.54	4.69	-	31.23	USD	19.07	-
	26/05/2022	-	36.57	6.45	-	43.02	USD	23.50	-
PAYX totals		-	176.51	31.15	-	207.66		130.12	-
PSA	14/09/2021	-	30.68	5.41	-	36.09	USD	22.10	-
	14/12/2021	-	31.86	5.62	-	37.48	USD	22.10	-
	15/03/2022	-	27.20	4.80	-	32.00	USD	20.40	-
PSA totals		-	89.74	15.83	-	105.57		64.60	-
RDSB	20/09/2021	-	14.39	-	-	14.39	USD	9.38	-
RDSB totals		-	14.39	-	-	14.39		9.38	-
REC	24/11/2021	-	28.66	10.06	-	38.72	EUR	18.04	-
	25/05/2022	-	18.41	6.47	-	24.88	EUR	12.15	-
REC totals		-	47.07	16.53	-	63.60		30.19	-
RHI	15/09/2021	-	24.61	4.34	-	28.95	USD	18.09	-
	15/12/2021	-	23.88	4.22	-	28.10	USD	17.12	-
	15/03/2022	-	18.25	3.22	-	21.47	USD	13.16	-
	15/06/2022	-	21.35	3.77	-	25.12	USD	14.99	-
RHI totals		-	88.09	15.55	-	103.64		63.36	-
ROG	21/03/2022	-	53.82	28.98	-	82.80	CHF	42.32	-
ROG totals		-	53.82	28.98	-	82.80		42.32	-
SAN	10/05/2022	-	106.73	35.57	-	142.30	EUR	69.93	-
	10/05/2022	-	20.15	6.65	-	26.80	EUR	13.27	-
	27/05/2022	-	-5.67	-	-	-5.67	EUR	-3.79	-
SAN totals		-	121.21	42.22	-	163.43		79.41	-

Woodhill Super Fund (SMA00365912)

Taxation income

01 Jul 2021 to 30 Jun 2022

Income transactions - additional information continued

Gross foreign income

	Tax date	Attributed CFC income ^(a) \$	Foreign income net of tax ^(b) \$	Foreign tax \$	Aust franking credits from NZ co	Gross foreign income total \$	Asset currency (if not AUD)	Asset currency amount	NZ franking credits from NZ co
SJM	01/09/2021	-	48.10	8.49	-	56.59	USD	35.34	-
	01/12/2021	-	47.36	8.36	-	55.72	USD	33.66	-
	02/03/2022	-	31.21	5.51	-	36.72	USD	22.72	-
	02/06/2022	-	38.11	6.72	-	44.83	USD	26.93	-
SJM totals		-	164.78	29.08	-	193.86		118.65	-
SU	19/05/2022	-	58.84	19.61	-	78.45	EUR	39.15	-
SU totals		-	58.84	19.61	-	78.45		39.15	-
SYD_SAT1	31/12/2021	-	1.75	-	-	1.75		-	-
SYD_SAT1 totals		-	1.75	-	-	1.75		-	-
TEL	20/10/2021	-	159.84	53.28	-	213.12	NOK	1,008.00	-
	24/05/2022	-	126.27	42.09	-	168.36	NOK	858.75	-
TEL totals		-	286.11	95.37	-	381.48		1,866.75	-
ULVR	08/09/2021	-	77.66	-	-	77.66	GBP	41.73	-
	01/12/2021	-	76.06	-	-	76.06	GBP	40.66	-
	23/03/2022	-	46.61	-	-	46.61	GBP	26.65	-
	16/06/2022	-	53.15	-	-	53.15	GBP	30.16	-
ULVR totals		-	253.48	-	-	253.48		139.20	-
V	01/09/2021	-	11.11	1.96	-	13.07	USD	8.16	-
	07/12/2021	-	13.42	2.37	-	15.79	USD	9.56	-
	02/03/2022	-	8.31	1.47	-	9.78	USD	6.06	-
	07/06/2022	-	10.13	1.78	-	11.91	USD	7.34	-
V totals		-	42.97	7.58	-	50.55		31.12	-
WLTW	19/01/2022	-	16.55	-	-	16.55	USD	12.00	-
WLTW totals		-	16.55	-	-	16.55		12.00	-
WTW	19/04/2022	-	13.35	-	-	13.35	USD	9.84	-
WTW totals		-	13.35	-	-	13.35		9.84	-
ZTS	01/09/2021	-	1.73	0.31	-	2.04	USD	1.27	-

Woodhill Super Fund (SMA00365912)

Taxation income

01 Jul 2021 to 30 Jun 2022

Income transactions - additional information continued

Gross foreign income

	Attributed CFC income ^(a)	Foreign income net of tax ^(b)	Foreign tax	Aust franking credits from NZ co	Gross foreign income total	Asset currency (if not AUD)	Asset currency amount	NZ franking credits from NZ co
Tax date	\$	\$	\$		\$			
01/12/2021	-	2.90	0.51	-	3.41	USD	2.23	-
02/03/2022	-	3.03	0.54	-	3.57	USD	2.21	-
01/06/2022	-	1.93	0.34	-	2.27	USD	1.39	-
ZTS totals	-	9.59	1.70	-	11.29		7.10	-
Totals	-	5,733.86	1,081.87	-	6,815.73		75,505.10	-

(a) The attributable income of a controlled foreign company (CFC).

(b) Foreign-source assessable income (other than attributed CFC income and distributed capital gains in respect of foreign CGT assets), less foreign tax.

Income accrued in previous period

Asset	Tax date	Payment date	Total income	Cash	DRP	Tax withheld	Franking credits	Foreign income tax offsets
			\$	\$	\$	\$	\$	\$
AMT	17/06/2021	09/07/2021	71.65	60.90	-	-	-	10.75
SYD_SAT1	31/12/2020	09/09/2021	-	-	-	-	-	-
TCL_THT	29/06/2021	23/08/2021	183.67	183.67	-	-	0.89	-
Totals			255.32	244.57	-	-	0.89	10.75

NCMI^(a)

Asset	Tax date	NCMI	Excluded NCMI	NCMI CGT	Excluded NCMI CGT
		\$	\$	\$	\$
TCL_THT	30/12/2021	19.34	-	-	-
TCL_THT totals		19.34	-	-	-
Totals		19.34	-	-	-

(a) NCMI amounts reported are based on information made available and provided by managed investment trusts.

Woodhill Super Fund (SMA00365912)

Taxation income

01 Jul 2021 to 30 Jun 2022

Income summary ^(a)

	Interest \$	Unfranked \$	Franked \$	Franking credits \$	Other Aust \$	Gross foreign \$	Trust cap gains \$	Non-assess \$	Gross excl franking credits \$	Aust taxes \$	Foreign taxes \$	Expenses withheld \$	Assess non- receiv \$	Cash \$	DRP \$	To be received \$
Income transactions																
Dividends	432.50	607.64	4,668.94	1,987.10	-	-	-	-	5,709.08	-	-	-	-	5,262.68	446.40	-
Foreign income	-	-	-	-	-	6,466.50	-	-	6,466.50	-	1,032.27	-	-	5,414.08	20.15	-
Trust income	195.23	-	-	-	31.56	349.23	-	28.62	604.64	-	49.60	-	70.02	465.15	-	19.87
Interest	3,629.98	-	-	-	-	-	-	-	3,629.98	-	-	-	-	3,629.98	-	-
Totals	4,257.71	607.64	4,668.94	1,987.10	31.56	6,815.73	-	28.62	16,410.20	-	7	-	70.02	14,771.89	466.55	19.87
Non-CGT gains/losses																
Traditional securities									-21,918.96							
Totals									-21,918.96							
Totals for all income	4,257.71	607.64	4,668.94	1,987.10	31.56	6,815.73	-	28.62	-5,508.76	-	1,081.87	-	70.02	14,771.89	466.55	19.87

(a) The income disclosed in this report is recognised on a tax-derivation basis. For more details, refer to the corresponding section of the Income transactions report.

Woodhill Super Fund (SMA00365912)

Cash transactions

01 Jul 2021 to 30 Jun 2022

MAIN CASH ACCOUNT

Date	Transaction	Narration	Withdrawal \$	Deposit \$	Balance \$
01/07/2021	Opening Balance				35,381.47
01/07/2021	Interest Receipt	Monthly Interest	-	3.23	35,384.70
01/07/2021	Income	ELE Dividend	-	194.73	35,579.43
02/07/2021	Income	ALL Dividend	-	109.20	35,688.63
02/07/2021	Income	KMB Dividend	-	53.23	35,741.86
07/07/2021	Portfolio Fee	Non advice Fees for the month ended 30 Jun 2021	-677.67	-	35,064.19
07/07/2021	Income	MRK Dividend	-	41.63	35,105.82
09/07/2021	Income	AMT Dividend	-	60.90	35,166.72
13/07/2021	Stock Sell	Net settlement for rebalance 23843 settling on 13/07/2021	-	3,668.51	38,835.23
13/07/2021	Stock Sell	Net settlement for rebalance 23843 settling on 13/07/2021	-	2,845.61	41,680.84
15/07/2021	Income	GSBM22 Dividend	-	94.87	41,775.71
15/07/2021	Income	ITW Dividend	-	25.07	41,800.78
28/07/2021	Income	CSCO Dividend	-	33.65	41,834.43
28/07/2021	Income	NTAP Dividend	-	37.46	41,871.89
02/08/2021	Interest Receipt	Monthly Interest	-	4.92	41,876.81
02/08/2021	Income	BMV Dividend	-	38.51	41,915.32
02/08/2021	Income	JPM Dividend	-	37.33	41,952.65
09/08/2021	Portfolio Fee	Non advice Fees for the month ended 31 Jul 2021	-709.60	-	41,243.05
10/08/2021	Stock Sell	Net settlement for rebalance 23985 settling on 10/08/2021	-	20,383.99	61,627.04
10/08/2021	Stock Sell	Net settlement for rebalance 23985 settling on 10/08/2021	-	5,851.51	67,478.55
12/08/2021	Income	AAPL Dividend	-	16.99	67,495.54
13/08/2021	Income	CFG Dividend	-	74.82	67,570.36
18/08/2021	Income	NOVO B Dividend	-	42.04	67,612.40
20/08/2021	Stock Sell	Net settlement for rebalance 24051 settling on 20/08/2021	-	54,211.61	121,824.01

Woodhill Super Fund (SMA00365912)

Cash transactions

01 Jul 2021 to 30 Jun 2022

MAIN CASH ACCOUNT continued

Date	Transaction	Narration	Withdrawal \$	Deposit \$	Balance \$
20/08/2021	Stock Sell	Net settlement for rebalance 24051 settling on 20/08/2021	-	4,160.41	125,984.42
23/08/2021	Income	GSIC22 Dividend	-	13.29	125,997.71
23/08/2021	Income	TCL_THT Dividend	-	192.63	126,190.34
24/08/2021	Stock Purchase	Net settlement for rebalance 24072 settling on 24/08/2021	-8,328.28	-	117,862.06
26/08/2021	Income	D05 Dividend	-	86.53	117,948.59
26/08/2021	Income	PAYX Dividend	-	55.39	118,003.98
31/08/2021	Income	CTSH Dividend	-	13.34	118,017.32
01/09/2021	Interest Receipt	Monthly Interest	-	6.41	118,023.73
01/09/2021	Income	INTC Dividend	-	32.06	118,055.79
01/09/2021	Income	SJM Dividend	-	48.10	118,103.89
01/09/2021	Income	V Dividend	-	11.11	118,115.00
01/09/2021	Income	ZTS Dividend	-	1.73	118,116.73
02/09/2021	Income	AD Dividend	-	97.34	118,214.07
03/09/2021	Income	DLG Dividend	-	53.50	118,267.57
03/09/2021	Income	2503 Dividend	-	24.20	118,291.77
07/09/2021	Portfolio Fee	Non advice Fees for the month ended 31 Aug 2021	-726.72	-	117,565.05
07/09/2021	Income	JNJ Dividend	-	40.99	117,606.04
07/09/2021	Income	ELE Tax Reclaim	-	9.75	117,615.79
08/09/2021	Income	AMGN Dividend	-	22.28	117,638.07
08/09/2021	Income	ULVR Dividend	-	77.66	117,715.73
09/09/2021	Income	MSFT Dividend	-	47.00	117,762.73
10/09/2021	Income	CDW Dividend (Pay Ref 1331048373)	-	5.96	117,768.69
13/09/2021	Income	CPU Dividend	-	133.86	117,902.55
13/09/2021	Income	MMM Dividend	-	29.02	117,931.57
15/09/2021	Income	RHI Dividend	-	24.61	117,956.18
16/09/2021	Income	AMAT Dividend	-	8.32	117,964.50
17/09/2021	Income	EBAY Dividend	-	12.51	117,977.01
20/09/2021	Income	GSIQ30 Dividend	-	22.50	117,999.51

Woodhill Super Fund (SMA00365912)

Cash transactions

01 Jul 2021 to 30 Jun 2022

MAIN CASH ACCOUNT continued

Date	Transaction	Narration	Withdrawal \$	Deposit \$	Balance \$
20/09/2021	Income	GSIQ25 Dividend	-	27.67	118,027.18
20/09/2021	Income	RDSB Dividend	-	14.39	118,041.57
21/09/2021	Income	BHP Dividend	-	241.66	118,283.23
22/09/2021	Income	SHL Dividend	-	128.15	118,411.38
22/09/2021	Income	EDV Dividend	-	43.68	118,455.06
23/09/2021	Income	MFG Dividend	-	125.51	118,580.57
23/09/2021	Income	NEM Dividend	-	18.64	118,599.21
24/09/2021	Income	WPL Dividend	-	41.85	118,641.06
28/09/2021	Income	COL Dividend	-	135.24	118,776.30
29/09/2021	Income	CBA Dividend	-	212.00	118,988.30
29/09/2021	Income	NST Dividend	-	41.71	119,030.01
30/09/2021	Income	PSA Dividend	-	30.68	119,060.69
30/09/2021	Income	CSL Dividend	-	128.76	119,189.45
01/10/2021	Income	TWE Dividend	-	88.92	119,278.37
01/10/2021	Interest Receipt	Monthly Interest	-	9.30	119,287.67
07/10/2021	Portfolio Fee	Non advice Fees for the month ended 30 Sep 2021	-714.42	-	118,573.25
07/10/2021	Income	ITRK Dividend	-	21.65	118,594.90
07/10/2021	Income	MRK Dividend	-	42.84	118,637.74
07/10/2021	Income	WES Dividend	-	222.30	118,860.04
08/10/2021	Stock Purchase	Net settlement for rebalance 24292 settling on 08/10/2021	-6,595.81	-	112,264.23
08/10/2021	Stock Purchase	Net settlement for rebalance 24292 settling on 08/10/2021	-6,875.98	-	105,388.25
08/10/2021	Income	wtc Dividend	-	7.58	105,395.83
08/10/2021	Income	WOW Dividend	-	134.20	105,530.03
08/10/2021	Stock Sell	RDSB Deferred Settlement	-	6,875.98	112,406.01
11/10/2021	Stock Purchase	RDSB Deferred Settlement	-6,875.98	-	105,530.03
13/10/2021	Income	BSL Dividend	-	96.80	105,626.83
14/10/2021	Stock Sell	Net settlement for rebalance 24318 settling on 14/10/2021	-	33,662.27	139,289.10

Woodhill Super Fund (SMA00365912)

Cash transactions

01 Jul 2021 to 30 Jun 2022

MAIN CASH ACCOUNT continued

Date	Transaction	Narration	Withdrawal \$	Deposit \$	Balance \$
14/10/2021	Income	ITW Dividend	-	27.19	139,316.29
14/10/2021	Income	BXB Dividend	-	110.79	139,427.08
15/10/2021	Stock Sell	Net settlement for rebalance 24324 settling on 15/10/2021	-	3,061.99	142,489.07
15/10/2021	Stock Sell	Net settlement for rebalance 24324 settling on 15/10/2021	-	18,843.62	161,332.69
15/10/2021	Income	AMT Dividend	-	60.24	161,392.93
18/10/2021	Stock Purchase	Net settlement for rebalance 24335 settling on 18/10/2021	-4,554.74	-	156,838.19
19/10/2021	Stock Purchase	Net settlement for rebalance 24341 settling on 19/10/2021	-2,856.34	-	153,981.85
20/10/2021	Income	TEL Dividend	-	159.84	154,141.69
20/10/2021	Stock Sell	Cash Takeover/Scheme of Arrangement on TCLR	-	23.10	154,164.79
21/10/2021	Income	GDBG25 Dividend	-	326.62	154,491.41
21/10/2021	Income	GDBG33 Dividend	-	369.00	154,860.41
21/10/2021	Income	GDBG37 Dividend	-	106.87	154,967.28
21/10/2021	Income	GDBG29 Dividend	-	230.74	155,198.02
27/10/2021	Stock Purchase	Net settlement for rebalance 24387 settling on 27/10/2021	-16,054.96	-	139,143.06
27/10/2021	Stock Purchase	Net settlement for rebalance 24387 settling on 27/10/2021	-32,640.91	-	106,502.15
27/10/2021	Income	CSCO Dividend	-	15.48	106,517.63
27/10/2021	Income	NTAP Dividend	-	36.65	106,554.28
01/11/2021	Interest Receipt	Monthly Interest	-	10.58	106,564.86
01/11/2021	Income	JPM Dividend	-	27.13	106,591.99
02/11/2021	Stock Purchase	Net settlement for rebalance 24414 settling on 02/11/2021	-5,382.95	-	101,209.04
02/11/2021	Income	BMV Dividend	-	37.72	101,246.76
03/11/2021	Stock Purchase	Net settlement for rebalance 24422 settling on 03/11/2021	-22,251.54	-	78,995.22
03/11/2021	Internal Transfer Out	Application Money on 23 ALLR	-962.55	-	78,032.67

Woodhill Super Fund (SMA00365912)

Cash transactions

01 Jul 2021 to 30 Jun 2022

MAIN CASH ACCOUNT continued

Date	Transaction	Narration	Withdrawal \$	Deposit \$	Balance \$
05/11/2021	Stock Purchase	Net settlement for rebalance 24436 settling on 05/11/2021	-50,013.78	-	28,018.89
08/11/2021	Stock Sell	Net settlement for rebalance 24443 settling on 08/11/2021	-	18,434.72	46,453.61
08/11/2021	Stock Sell	Net settlement for rebalance 24443 settling on 08/11/2021	-	10,971.06	57,424.67
08/11/2021	Internal Transfer In	Payment of Application Money on 23 ALLR	-	962.55	58,387.22
08/11/2021	Stock Purchase	Payment of Application Money on 23 ALLR	-962.55	-	57,424.67
09/11/2021	Portfolio Fee	Non advice Fees for the month ended 31 Oct 2021	-722.57	-	56,702.10
12/11/2021	Income	CFG Dividend	-	52.63	56,754.73
15/11/2021	Income	AAPL Dividend	-	17.06	56,771.79
18/11/2021	Income	DG Dividend	-	8.92	56,780.71
19/11/2021	Income	1878 Dividend	-	25.47	56,806.18
22/11/2021	Income	GGBU28 Dividend	-	96.24	56,902.42
22/11/2021	Income	GSIC22 Dividend	-	13.38	56,915.80
22/11/2021	Income	GGBU31 Dividend	-	220.50	57,136.30
24/11/2021	Income	REC Dividend	-	28.66	57,164.96
26/11/2021	Income	D05 Dividend	-	65.00	57,229.96
26/11/2021	Internal Transfer Out	Transfer to Pending Withdrawal Account for payment once the sale of securities has settled (Pay Ref 1319027691)	-50,000.00	-	7,229.96
29/11/2021	Income	6501 Dividend	-	72.25	7,302.21
29/11/2021	Income	PAYX Dividend	-	58.01	7,360.22
30/11/2021	Internal Transfer In	Transfer from Pending Withdrawals account to fund payment (Pay Ref 1319027691)	-	50,000.00	57,360.22
30/11/2021	Withdrawal	Withdrawal from the SMA, paid via Direct Entry, (Ref=1319027691)	-50,000.00	-	7,360.22
30/11/2021	Income	CTSH Dividend	-	13.82	7,374.04
30/11/2021	Income	7741 Dividend	-	4.95	7,378.99
01/12/2021	Income	9433 Dividend	-	132.55	7,511.54

Woodhill Super Fund (SMA00365912)

Cash transactions

01 Jul 2021 to 30 Jun 2022

MAIN CASH ACCOUNT continued

Date	Transaction	Narration	Withdrawal \$	Deposit \$	Balance \$
01/12/2021	Income	7974 Dividend	-	75.51	7,587.05
01/12/2021	Income	6758 Dividend	-	13.96	7,601.01
01/12/2021	Income	ULVR Dividend	-	76.06	7,677.07
01/12/2021	Income	ZTS Dividend	-	2.90	7,679.97
01/12/2021	Income	4503 Dividend	-	45.01	7,724.98
01/12/2021	Interest Receipt	Monthly Interest	-	4.51	7,729.49
01/12/2021	Income	INTC Dividend	-	17.44	7,746.93
01/12/2021	Income	SJM Dividend	-	47.36	7,794.29
02/12/2021	Stock Sell	Net settlement for rebalance 24563 settling on 02/12/2021	-	22,296.69	30,090.98
02/12/2021	Stock Sell	Net settlement for rebalance 24563 settling on 02/12/2021	-	18,298.33	48,389.31
02/12/2021	Income	1801 Dividend	-	18.10	48,407.41
02/12/2021	Capital Return	Return of Capital of A\$2.00 per WES share held.	-	610.00	49,017.41
03/12/2021	Stock Sell	Net settlement for rebalance 24566 settling on 03/12/2021	-	2,902.80	51,920.21
03/12/2021	Stock Sell	Net settlement for rebalance 24566 settling on 03/12/2021	-	4,407.77	56,327.98
06/12/2021	Income	9989 Dividend	-	44.62	56,372.60
07/12/2021	Stock Sell	Net settlement for rebalance 24580 settling on 07/12/2021	-	724.69	57,097.29
07/12/2021	Income	6113 Dividend	-	38.68	57,135.97
07/12/2021	Income	V Dividend	-	13.42	57,149.39
07/12/2021	Income	JNJ Dividend	-	31.40	57,180.79
09/12/2021	Portfolio Fee	Non advice Fees for the month ended 30 Nov 2021	-712.38	-	56,468.41
09/12/2021	Income	MSFT Dividend	-	46.43	56,514.84
10/12/2021	Income	CDW Dividend	-	7.67	56,522.51
13/12/2021	Income	MMM Dividend	-	29.71	56,552.22
15/12/2021	Income	NAB Dividend	-	146.73	56,698.95

Woodhill Super Fund (SMA00365912)

Cash transactions

01 Jul 2021 to 30 Jun 2022

MAIN CASH ACCOUNT continued

Date	Transaction	Narration	Withdrawal \$	Deposit \$	Balance \$
15/12/2021	Income	RHI Dividend	-	23.88	56,722.83
16/12/2021	Income	AMAT Dividend	-	8.48	56,731.31
16/12/2021	Income	ANZ Dividend	-	236.16	56,967.47
17/12/2021	Income	ALL Dividend	-	125.84	57,093.31
17/12/2021	Income	EBAY Dividend	-	12.88	57,106.19
20/12/2021	Income	GSIQ25 Dividend	-	22.10	57,128.29
20/12/2021	Income	GSIQ30 Dividend	-	20.31	57,148.60
21/12/2021	Income	WBC Dividend	-	486.60	57,635.20
29/12/2021	Income	NEM Dividend	-	19.73	57,654.93
30/12/2021	Income	PSA Dividend	-	31.86	57,686.79
03/01/2022	Interest Receipt	Monthly Interest	-	4.89	57,691.68
04/01/2022	Income	ELE Dividend	-	64.54	57,756.22
07/01/2022	Income	MRK Dividend	-	41.24	57,797.46
11/01/2022	Portfolio Fee	Non advice Fees for the month ended 31 Dec 2021	-695.36	-	57,102.10
12/01/2022	Stock Purchase	Net settlement for rebalance 24741 settling on 12/01/2022	-27,963.16	-	29,138.94
12/01/2022	Stock Purchase	Net settlement for rebalance 24741 settling on 12/01/2022	-8,368.29	-	20,770.65
14/01/2022	Stock Sell	Net settlement for rebalance 24755 settling on 14/01/2022	-	265.04	21,035.69
14/01/2022	Stock Sell	Net settlement for rebalance 24755 settling on 14/01/2022	-	3,449.99	24,485.68
17/01/2022	Income	ITW Dividend	-	25.63	24,511.31
17/01/2022	Income	GSBM22 Dividend	-	86.24	24,597.55
17/01/2022	Income	AMT Dividend	-	64.36	24,661.91
19/01/2022	Income	WLTW Dividend	-	16.55	24,678.46
26/01/2022	Stock Sell	Net settlement for rebalance 24810 settling on 26/01/2022	-	64,525.08	89,203.54
27/01/2022	Stock Sell	Net settlement for rebalance 24810 settling on 27/01/2022	-	28,335.06	117,538.60

Woodhill Super Fund (SMA00365912)

Cash transactions

01 Jul 2021 to 30 Jun 2022

MAIN CASH ACCOUNT continued

Date	Transaction	Narration	Withdrawal \$	Deposit \$	Balance \$
27/01/2022	Income	NTAP Dividend	-	33.12	117,571.72
27/01/2022	Income	CSCO Dividend	-	14.47	117,586.19
31/01/2022	Income	JPM Dividend	-	26.38	117,612.57
01/02/2022	Interest Receipt	Monthly Interest	-	3.97	117,616.54
02/02/2022	Income	BMJ Dividend	-	37.25	117,653.79
08/02/2022	Portfolio Fee	Non advice Fees for the month ended 31 Jan 2022	-686.25	-	116,967.54
09/02/2022	Stock Sell	Net settlement for rebalance 24862 settling on 09/02/2022	-	17,860.99	134,828.53
09/02/2022	Stock Purchase	Net settlement for rebalance 24862 settling on 09/02/2022	-128,602.26	-	6,226.27
09/02/2022	Stock Sell	Net settlement for rebalance 24862 settling on 09/02/2022	-	8,631.87	14,858.14
11/02/2022	Income	AAPL Dividend	-	12.31	14,870.45
14/02/2022	Income	CFG Dividend	-	62.62	14,933.07
21/02/2022	Income	GSIC22 Dividend	-	13.48	14,946.55
21/02/2022	Stock Sell	Final redemption: A\$119.84 for each GSIC22 bond held.	-	4,314.24	19,260.79
22/02/2022	Income	TCL_THT Dividend	-	93.90	19,354.69
24/02/2022	Income	PAYX Dividend	-	26.54	19,381.23
01/03/2022	Income	CTSH Dividend	-	9.42	19,390.65
01/03/2022	Income	INTC Dividend	-	10.63	19,401.28
01/03/2022	Interest Receipt	Monthly Interest	-	3.26	19,404.54
02/03/2022	Income	SJM Dividend	-	31.21	19,435.75
02/03/2022	Income	V Dividend	-	8.31	19,444.06
02/03/2022	Income	ZTS Dividend	-	3.03	19,447.09
08/03/2022	Income	JNJ Dividend	-	19.67	19,466.76
09/03/2022	Stock Sell	Net settlement for rebalance 24989 settling on 09/03/2022	-	82,382.74	101,849.50
09/03/2022	Portfolio Fee	Non advice Fees for the month ended 28 Feb 2022	-623.26	-	101,226.24

Woodhill Super Fund (SMA00365912)

Cash transactions

01 Jul 2021 to 30 Jun 2022

MAIN CASH ACCOUNT continued

Date	Transaction	Narration	Withdrawal \$	Deposit \$	Balance \$
09/03/2022	Stock Sell	Tax Date 9/03/2022. Scheme of Arrangement between Sydney Airport Stapled Securities (SYD) and Sydney Aviation Alliance Pty Limited to acquire all SYD stapled securities.	-	5,040.00	106,266.24
10/03/2022	Income	CDW Dividend	-	4.62	106,270.86
10/03/2022	Income	MSFT Dividend	-	30.12	106,300.98
15/03/2022	Income	MMM Dividend	-	29.87	106,330.85
15/03/2022	Income	RHI Dividend	-	18.25	106,349.10
16/03/2022	Income	AAA Dividend	-	14.91	106,364.01
16/03/2022	Income	AMAT Dividend	-	5.34	106,369.35
17/03/2022	Stock Purchase	Net settlement for rebalance 25030 settling on 17/03/2022	-45,530.72	-	60,838.63
17/03/2022	Income	CPU Dividend	-	57.12	60,895.75
18/03/2022	Stock Purchase	Net settlement for rebalance 25038 settling on 18/03/2022	-19,177.05	-	41,718.70
18/03/2022	Stock Sell	Net settlement for rebalance 25038 settling on 18/03/2022	-	5,315.65	47,034.35
18/03/2022	Stock Sell	AAA Deferred Settlement	-	2,655.83	49,690.18
18/03/2022	Income	EBAY Dividend	-	12.91	49,703.09
18/03/2022	Stock Sell	ML Deferred Settlement	-	3,153.97	52,857.06
18/03/2022	Stock Sell	ULVR Deferred Settlement	-	621.87	53,478.93
21/03/2022	Stock Purchase	AAA Deferred Settlement	-2,655.83	-	50,823.10
21/03/2022	Stock Purchase	ML Deferred Settlement	-3,153.97	-	47,669.13
21/03/2022	Stock Purchase	ULVR Deferred Settlement	-621.87	-	47,047.26
21/03/2022	Income	GSIQ30 Dividend	-	18.89	47,066.15
21/03/2022	Income	ROG Dividend	-	53.82	47,119.97
21/03/2022	Stock Sell	ML Deferred Settlement	-	3,153.97	50,273.94
21/03/2022	Income	GSIQ25 Dividend	-	22.26	50,296.20
22/03/2022	Stock Purchase	ML Deferred Settlement	-3,153.97	-	47,142.23
22/03/2022	Stock Sell	ML Deferred Settlement	-	3,153.97	50,296.20
23/03/2022	Stock Purchase	ML Deferred Settlement	-3,153.97	-	47,142.23

Woodhill Super Fund (SMA00365912)

Cash transactions

01 Jul 2021 to 30 Jun 2022

MAIN CASH ACCOUNT continued

Date	Transaction	Narration	Withdrawal \$	Deposit \$	Balance \$
23/03/2022	Income	WPL Dividend	-	255.78	47,398.01
23/03/2022	Income	ULVR Dividend	-	46.61	47,444.62
23/03/2022	Stock Sell	ML Deferred Settlement	-	3,153.97	50,598.59
23/03/2022	Income	SHL Dividend	-	76.40	50,674.99
24/03/2022	Stock Purchase	ML Deferred Settlement	-3,153.97	-	47,521.02
24/03/2022	Stock Sell	ML Deferred Settlement	-	3,153.97	50,674.99
25/03/2022	Stock Purchase	ML Deferred Settlement	-3,153.97	-	47,521.02
25/03/2022	Income	LHX Dividend	-	12.72	47,533.74
25/03/2022	Income	NEM Dividend	-	12.50	47,546.24
28/03/2022	Income	EDV Dividend	-	54.88	47,601.12
28/03/2022	Income	BHP Dividend	-	151.88	47,753.00
29/03/2022	Income	NST Dividend	-	100.20	47,853.20
29/03/2022	Income	NOVO B Dividend	-	51.05	47,904.25
30/03/2022	Income	CBA Dividend	-	138.25	48,042.50
30/03/2022	Income	WES Dividend	-	184.80	48,227.30
30/03/2022	Income	ABBN Dividend	-	64.73	48,292.03
31/03/2022	Income	COL Dividend	-	154.44	48,446.47
01/04/2022	Interest Receipt	Monthly Interest	-	4.51	48,450.98
01/04/2022	Income	PSA Dividend	-	27.20	48,478.18
01/04/2022	Income	TWE Dividend	-	66.00	48,544.18
06/04/2022	Income	CSL Dividend	-	93.91	48,638.09
08/04/2022	Portfolio Fee	Non advice Fees for the month ended 31 Mar 2022	-650.44	-	47,987.65
08/04/2022	Income	WTC Dividend	-	5.51	47,993.16
08/04/2022	Income	MRK Dividend	-	23.32	48,016.48
13/04/2022	Income	WOW Dividend	-	99.45	48,115.93
14/04/2022	Income	BXB Dividend	-	84.94	48,200.87
14/04/2022	Income	ITW Dividend	-	20.59	48,221.46
19/04/2022	Income	WTW Dividend	-	13.35	48,234.81
20/04/2022	Income	AAA Dividend	-	19.10	48,253.91
21/04/2022	Income	GDBG29 Dividend	-	214.49	48,468.40

Woodhill Super Fund (SMA00365912)

Cash transactions

01 Jul 2021 to 30 Jun 2022

MAIN CASH ACCOUNT continued

Date	Transaction	Narration	Withdrawal \$	Deposit \$	Balance \$
21/04/2022	Income	GSBG33 Dividend	-	780.75	49,249.15
21/04/2022	Income	GSBG37 Dividend	-	688.12	49,937.27
21/04/2022	Income	GSBG25 Dividend	-	297.37	50,234.64
22/04/2022	Income	D05 Dividend	-	58.51	50,293.15
27/04/2022	Income	ENGI Dividend	-	135.04	50,428.19
28/04/2022	Income	NTAP Dividend	-	22.29	50,450.48
28/04/2022	Income	DG Dividend	-	27.51	50,477.99
28/04/2022	Income	AD Dividend	-	87.81	50,565.80
28/04/2022	Income	EDP Dividend	-	108.37	50,674.17
28/04/2022	Income	CSCO Dividend	-	11.55	50,685.72
29/04/2022	Income	AMT Dividend	-	38.20	50,723.92
02/05/2022	Stock Purchase	Net settlement for rebalance 25204 settling on 02/05/2022	-3,731.52	-	46,992.40
02/05/2022	Interest Receipt	Monthly Interest	-	3.94	46,996.34
02/05/2022	Income	JPM Dividend	-	23.14	47,019.48
03/05/2022	Income	BMY Dividend	-	27.85	47,047.33
09/05/2022	Portfolio Fee	Non advice Fees for the month ended 30 Apr 2022	-634.07	-	46,413.26
09/05/2022	Income	ATVI Dividend	-	14.60	46,427.86
10/05/2022	Income	SAN Dividend	-	106.73	46,534.59
17/05/2022	Income	AAA Dividend	-	18.94	46,553.53
17/05/2022	Income	AAPL Dividend	-	11.81	46,565.34
18/05/2022	Income	CFG Dividend	-	32.49	46,597.83
19/05/2022	Income	ML Dividend	-	86.16	46,683.99
19/05/2022	Income	SU Dividend	-	58.84	46,742.83
23/05/2022	Income	GSBU31 Dividend	-	212.00	46,954.83
23/05/2022	Income	GSBU28 Dividend	-	92.12	47,046.95
24/05/2022	Income	TEL Dividend	-	126.27	47,173.22
25/05/2022	Income	D05 Dividend	-	59.76	47,232.98
25/05/2022	Income	REC Dividend	-	18.41	47,251.39
26/05/2022	Income	PAYX Dividend	-	36.57	47,287.96

Woodhill Super Fund (SMA00365912)

Cash transactions

01 Jul 2021 to 30 Jun 2022

MAIN CASH ACCOUNT continued

Date	Transaction	Narration	Withdrawal \$	Deposit \$	Balance \$
27/05/2022	Income	G Dividend	-	156.45	47,444.41
27/05/2022	TFN Withholding Tax	Tax on SAN/EAPI Spin-off	-5.67	-	47,438.74
31/05/2022	Income	CTSH Dividend	-	11.75	47,450.49
01/06/2022	Income	4503 Dividend	-	27.74	47,478.23
01/06/2022	Income	7741 Dividend	-	5.08	47,483.31
01/06/2022	Income	ZTS Dividend	-	1.93	47,485.24
01/06/2022	Interest Receipt	Monthly Interest	-	10.96	47,496.20
02/06/2022	Income	6501 Dividend	-	41.94	47,538.14
02/06/2022	Income	SJM Dividend	-	38.11	47,576.25
03/06/2022	Income	6758 Dividend	-	9.99	47,586.24
07/06/2022	Interest Receipt	Interest paid on closure of account	-	2.19	47,588.43
07/06/2022	Portfolio Fee	Non advice Fees charged on closure of account	-130.07	-	47,458.36
07/06/2022	Income	V Dividend (Pay Ref 1331048373)	-	10.13	47,468.49
07/06/2022	Internal Transfer Out	Dividend payment, Transfer to Pending Withdrawal Account in preparation for payment on 01/07/2022 (Pay Ref 1331048373)	-10.13	-	47,458.36
07/06/2022	Income	MONC Dividend (Pay Ref 1331048373)	-	14.15	47,472.51
07/06/2022	Internal Transfer Out	Dividend payment, Transfer to Pending Withdrawal Account in preparation for payment on 01/07/2022 (Pay Ref 1331048373)	-14.15	-	47,458.36
08/06/2022	Portfolio Fee	Non advice Fees for the month ended 31 May 2022	-636.20	-	46,822.16
08/06/2022	Income	JNJ Dividend (Pay Ref 1331048373)	-	25.29	46,847.45
08/06/2022	Internal Transfer Out	Dividend payment, Transfer to Pending Withdrawal Account in preparation for payment on 01/07/2022 (Pay Ref 1331048373)	-25.29	-	46,822.16
09/06/2022	Stock Sell	Net settlement for rebalance 25380 settling on 09/06/2022	-	488,643.35	535,465.51
09/06/2022	Stock Sell	Net settlement for rebalance 25380 settling on 09/06/2022	-	267,707.08	803,172.59
09/06/2022	Stock Sell	Net settlement for rebalance 25380 settling on 09/06/2022	-	3,074.11	806,246.70

Woodhill Super Fund (SMA00365912)

Cash transactions

01 Jul 2021 to 30 Jun 2022

MAIN CASH ACCOUNT continued

Date	Transaction	Narration	Withdrawal \$	Deposit \$	Balance \$
09/06/2022	Income	MSFT Dividend (Pay Ref 1331048373)	-	35.29	806,281.99
09/06/2022	Internal Transfer Out	Dividend payment, Transfer to Pending Withdrawal Account in preparation for payment on 01/07/2022 (Pay Ref 1331048373)	-35.29	-	806,246.70
10/06/2022	Internal Transfer Out	Closure Payout, transfer to pending withdrawal account in preparation for payment (Pay Ref 1329728715)	-806,252.37	-	-5.67
10/06/2022	Internal Transfer In	Transfer from Pending Withdrawals account to fund payment (Pay Ref 1329728715)	-	806,252.37	806,246.70
10/06/2022	Withdrawal	Withdrawal from the SMA, paid via Direct Entry, (Ref=1329728715)	-806,252.37	-	-5.67
10/06/2022	Income	CDW Dividend (Pay Ref 1331048373)	-	4.73	-0.94
10/06/2022	Internal Transfer Out	Dividend payment, Transfer to Pending Withdrawal Account in preparation for payment on 01/07/2022 (Pay Ref 1331048373)	-4.73	-	-5.67
14/06/2022	Income	MMM Dividend (Pay Ref 1331048373)	-	30.70	25.03
14/06/2022	Internal Transfer Out	Dividend payment, Transfer to Pending Withdrawal Account in preparation for payment on 01/07/2022 (Pay Ref 1331048373)	-30.70	-	-5.67
15/06/2022	Income	RHI Dividend (Pay Ref 1331048373)	-	21.35	15.68
15/06/2022	Internal Transfer Out	Dividend payment, Transfer to Pending Withdrawal Account in preparation for payment on 01/07/2022 (Pay Ref 1331048373)	-21.35	-	-5.67
15/06/2022	Income	ELE Dividend - Tax Reclaim	-	5.43	-0.24
15/06/2022	Income	ELE Dividend - Tax Reclaim	-	7.66	7.42
16/06/2022	Income	AMAT Dividend (Pay Ref 1331048373)	-	5.96	13.38
16/06/2022	Internal Transfer Out	Dividend payment, Transfer to Pending Withdrawal Account in preparation for payment on 01/07/2022 (Pay Ref 1331048373)	-5.96	-	7.42
16/06/2022	Income	NEM Dividend (Pay Ref 1331048373)	-	9.57	16.99

Woodhill Super Fund (SMA00365912)

Cash transactions

01 Jul 2021 to 30 Jun 2022

MAIN CASH ACCOUNT continued

Date	Transaction	Narration	Withdrawal \$	Deposit \$	Balance \$
16/06/2022	Internal Transfer Out	Dividend payment, Transfer to Pending Withdrawal Account in preparation for payment on 01/07/2022 (Pay Ref 1331048373)	-9.57	-	7.42
16/06/2022	Income	ULVR Dividend (Pay Ref 1331048373)	-	53.15	60.57
16/06/2022	Internal Transfer Out	Dividend payment, Transfer to Pending Withdrawal Account in preparation for payment on 01/07/2022 (Pay Ref 1331048373)	-53.15	-	7.42
17/06/2022	Income	AAA Dividend (Pay Ref 1331048373)	-	40.29	47.71
17/06/2022	Internal Transfer Out	Dividend payment, Transfer to Pending Withdrawal Account in preparation for payment on 01/07/2022 (Pay Ref 1331048373)	-40.29	-	7.42
17/06/2022	Income	ITRK Dividend (Pay Ref 1331048373)	-	26.40	33.82
17/06/2022	Internal Transfer Out	Dividend payment, Transfer to Pending Withdrawal Account in preparation for payment on 01/07/2022 (Pay Ref 1331048373)	-26.40	-	7.42
20/06/2022	Income	EBAY Dividend (Pay Ref 1331048373)	-	12.00	19.42
20/06/2022	Internal Transfer Out	Dividend payment, Transfer to Pending Withdrawal Account in preparation for payment on 01/07/2022 (Pay Ref 1331048373)	-12.00	-	7.42
20/06/2022	Income	LHX Dividend (Pay Ref 1331048373)	-	13.67	21.09
20/06/2022	Internal Transfer Out	Dividend payment, Transfer to Pending Withdrawal Account in preparation for payment on 01/07/2022 (Pay Ref 1331048373)	-13.67	-	7.42
23/06/2022	Income	9433 Dividend (Pay Ref 1331048373)	-	86.15	93.57
23/06/2022	Internal Transfer Out	Dividend payment, Transfer to Pending Withdrawal Account in preparation for payment on 01/07/2022 (Pay Ref 1331048373)	-86.15	-	7.42
24/06/2022	Income	WBC Dividend (Pay Ref 1331048373)	-	300.12	307.54
24/06/2022	Internal Transfer Out	Dividend payment, Transfer to Pending Withdrawal Account in preparation for payment on 01/07/2022 (Pay Ref 1331048373)	-300.12	-	7.42
29/06/2022	Income	6113 Dividend (Pay Ref 1331280789)	-	25.68	33.10

Woodhill Super Fund (SMA00365912)

Cash transactions

01 Jul 2021 to 30 Jun 2022

MAIN CASH ACCOUNT continued

Date	Transaction	Narration	Withdrawal \$	Deposit \$	Balance \$	
29/06/2022	Internal Transfer Out	Dividend payment, Transfer to Pending Withdrawal Account in preparation for payment on 01/07/2022 (Pay Ref 1331280789)	-25.68	-	7.42	
29/06/2022	Income	1801 Dividend (Pay Ref 1331280789)	-	15.54	22.96	
29/06/2022	Internal Transfer Out	Dividend payment, Transfer to Pending Withdrawal Account in preparation for payment on 01/07/2022 (Pay Ref 1331280789)	-15.54	-	7.42	
30/06/2022	Income	7974 Dividend (Pay Ref 1331181472)	-	102.00	109.42	
30/06/2022	Internal Transfer Out	Dividend payment, Transfer to Pending Withdrawal Account in preparation for payment on 01/07/2022 (Pay Ref 1331181472)	-102.00	-	7.42	
			Opening balance \$	Withdrawals \$	Deposits \$	Closing balance \$
MAIN CASH ACCOUNT summary			35,381.47	-2,138,438.51	2,103,064.46	7.42

PENDING WITHDRAWALS

Date	Transaction	Narration	Withdrawal \$	Deposit \$	Balance \$
01/07/2021	Opening Balance				-
03/11/2021	Internal Transfer In	Application Money on 23 ALLR	-	962.55	962.55
08/11/2021	Internal Transfer Out	Payment of Application Money on 23 ALLR	-962.55	-	-
26/11/2021	Internal Transfer In	(Withdrawal)Transfer from Cash Account in preparation for payment once the sale of securities has settled (Pay Ref 1319027691)	-	50,000.00	50,000.00
30/11/2021	Internal Transfer Out	Transfer to Main Cash account to fund payment (Pay Ref 1319027691)	-50,000.00	-	-
07/06/2022	Internal Transfer In	(Dividend) Transfer from Cash Account in preparation for payment on 01/07/2022 (Pay Ref 1331048373)	-	10.13	10.13

Woodhill Super Fund (SMA00365912)

Cash transactions

01 Jul 2021 to 30 Jun 2022

PENDING WITHDRAWALS continued

Date	Transaction	Narration	Withdrawal \$	Deposit \$	Balance \$
07/06/2022	Internal Transfer In	(Dividend) Transfer from Cash Account in preparation for payment on 01/07/2022 (Pay Ref 1331048373)	-	14.15	24.28
08/06/2022	Internal Transfer In	(Dividend) Transfer from Cash Account in preparation for payment on 01/07/2022 (Pay Ref 1331048373)	-	25.29	49.57
09/06/2022	Internal Transfer In	(Dividend) Transfer from Cash Account in preparation for payment on 01/07/2022 (Pay Ref 1331048373)	-	35.29	84.86
10/06/2022	Internal Transfer In	(Closure Payout) transfer from cash account in preparation for payment (Pay Ref 1329728715)	-	806,252.37	806,337.23
10/06/2022	Internal Transfer Out	Transfer to Main Cash account to fund payment (Pay Ref 1329728715)	-806,252.37	-	84.86
10/06/2022	Internal Transfer In	(Dividend) Transfer from Cash Account in preparation for payment on 01/07/2022 (Pay Ref 1331048373)	-	4.73	89.59
14/06/2022	Internal Transfer In	(Dividend) Transfer from Cash Account in preparation for payment on 01/07/2022 (Pay Ref 1331048373)	-	30.70	120.29
15/06/2022	Internal Transfer In	(Dividend) Transfer from Cash Account in preparation for payment on 01/07/2022 (Pay Ref 1331048373)	-	21.35	141.64
16/06/2022	Internal Transfer In	(Dividend) Transfer from Cash Account in preparation for payment on 01/07/2022 (Pay Ref 1331048373)	-	5.96	147.60
16/06/2022	Internal Transfer In	(Dividend) Transfer from Cash Account in preparation for payment on 01/07/2022 (Pay Ref 1331048373)	-	9.57	157.17
16/06/2022	Internal Transfer In	(Dividend) Transfer from Cash Account in preparation for payment on 01/07/2022 (Pay Ref 1331048373)	-	53.15	210.32

Woodhill Super Fund (SMA00365912)

Cash transactions

01 Jul 2021 to 30 Jun 2022

PENDING WITHDRAWALS continued

Date	Transaction	Narration	Withdrawal \$	Deposit \$	Balance \$
17/06/2022	Internal Transfer In	(Dividend) Transfer from Cash Account in preparation for payment on 01/07/2022 (Pay Ref 1331048373)	-	40.29	250.61
17/06/2022	Internal Transfer In	(Dividend) Transfer from Cash Account in preparation for payment on 01/07/2022 (Pay Ref 1331048373)	-	26.40	277.01
20/06/2022	Internal Transfer In	(Dividend) Transfer from Cash Account in preparation for payment on 01/07/2022 (Pay Ref 1331048373)	-	12.00	289.01
20/06/2022	Internal Transfer In	(Dividend) Transfer from Cash Account in preparation for payment on 01/07/2022 (Pay Ref 1331048373)	-	13.67	302.68
23/06/2022	Internal Transfer In	(Dividend) Transfer from Cash Account in preparation for payment on 01/07/2022 (Pay Ref 1331048373)	-	86.15	388.83
24/06/2022	Internal Transfer In	(Dividend) Transfer from Cash Account in preparation for payment on 01/07/2022 (Pay Ref 1331048373)	-	300.12	688.95
29/06/2022	Internal Transfer In	(Dividend) Transfer from Cash Account in preparation for payment on 01/07/2022 (Pay Ref 1331280789)	-	25.68	714.63
29/06/2022	Internal Transfer In	(Dividend) Transfer from Cash Account in preparation for payment on 01/07/2022 (Pay Ref 1331280789)	-	15.54	730.17
30/06/2022	Internal Transfer In	(Dividend) Transfer from Cash Account in preparation for payment on 01/07/2022 (Pay Ref 1331181472)	-	102.00	832.17
			Opening balance	Withdrawals	Closing balance
			\$	\$	\$
PENDING WITHDRAWALS summary			-	857,214.92	832.17

Woodhill Super Fund (SMA00365912)

Realised CGT

01 Jul 2021 to 30 Jun 2022

Disposals of CGT assets

Asset	Tax date	Purchase date	Sale date	Sale quantity	Actual cost \$	Adjusted cost (a) \$	Indexed cost \$	Sale proceeds \$	Gross gain \$	Capital gain using the different calculation methods				CGT gain (c) \$	CGT loss \$	CGT exempt gain/loss \$
										Discounted gain (b) \$	Indexed gain \$	Other gain \$				
TAISEI ORD																
1801.TYO	18/09/2019	18/09/2019	07/06/2022	18	997.32	997.32	NA	768.48	-	NA	NA	NA	NA	-228.84	NA	
	27/09/2019	27/09/2019	07/06/2022	7	401.70	401.70	NA	298.86	-	NA	NA	NA	NA	-102.84	NA	
1801.TYO totals				25	1,399.02	1,399.02	NA	1,067.34	-	NA	NA	NA	NA	-331.68	NA	
DAITO TR CONST ORD																
1878.TYO	18/09/2019	18/09/2019	24/01/2022	1	195.26	195.26	NA	162.70	-	NA	NA	NA	NA	-32.56	NA	
	24/09/2019	24/09/2019	24/01/2022	1	198.62	198.62	NA	162.71	-	NA	NA	NA	NA	-35.91	NA	
	18/09/2019	18/09/2019	07/06/2022	4	781.05	781.05	NA	465.75	-	NA	NA	NA	NA	-315.30	NA	
	27/09/2019	27/09/2019	07/06/2022	4	758.80	758.80	NA	465.74	-	NA	NA	NA	NA	-293.06	NA	
1878.TYO totals				10	1,933.73	1,933.73	NA	1,256.90	-	NA	NA	NA	NA	-676.83	NA	
MEIJI HOLDINGS ORD																
2269.TYO	20/09/2019	20/09/2019	18/08/2021	7	773.58	773.58	NA	588.97	-	NA	NA	NA	NA	-184.61	NA	
	27/09/2019	27/09/2019	18/08/2021	10	1,091.69	1,091.69	NA	841.39	-	NA	NA	NA	NA	-250.30	NA	
	06/11/2020	06/11/2020	18/08/2021	8	819.53	819.53	NA	673.12	-	NA	NA	NA	NA	-146.41	NA	
2269.TYO totals				25	2,684.80	2,684.80	NA	2,103.48	-	NA	NA	NA	NA	-581.32	NA	
KIRIN HOLDINGS ORD																
2503.TYO	24/09/2019	24/09/2019	18/08/2021	36	1,138.17	1,138.17	NA	890.65	-	NA	NA	NA	NA	-247.52	NA	
	06/11/2020	06/11/2020	18/08/2021	31	825.42	825.42	NA	766.95	-	NA	NA	NA	NA	-58.47	NA	
2503.TYO totals				67	1,963.59	1,963.59	NA	1,657.60	-	NA	NA	NA	NA	-305.99	NA	
ASTELLAS PHARMA ORD																
4503.TYO	18/08/2021	18/08/2021	12/01/2022	18	410.58	410.58	NA	405.09	-	NA	NA	NA	NA	-5.49	NA	
	18/08/2021	18/08/2021	24/01/2022	31	707.11	707.11	NA	725.85	18.74	NA	NA	18.74	18.74	NA	NA	
	18/08/2021	18/08/2021	07/06/2022	114	2,600.36	2,600.36	NA	2,466.49	-	NA	NA	NA	NA	-133.87	NA	
4503.TYO totals				163	3,718.05	3,718.05	NA	3,597.43	18.74	NA	NA	18.74	18.74	-139.36	NA	
BRIDGESTONE ORD																
5108.TYO	16/03/2022	16/03/2022	07/06/2022	42	2,124.02	2,124.02	NA	2,283.55	159.53	NA	NA	159.53	159.53	NA	NA	
5108.TYO totals				42	2,124.02	2,124.02	NA	2,283.55	159.53	NA	NA	159.53	159.53	NA	NA	
AMADA HOLDINGS ORD																
6113.TYO	20/09/2019	20/09/2019	04/11/2021	28	451.71	451.71	NA	386.38	-	NA	NA	NA	NA	-65.33	NA	
	20/09/2019	20/09/2019	24/01/2022	17	274.25	274.25	NA	236.06	-	NA	NA	NA	NA	-38.19	NA	
	27/09/2019	27/09/2019	24/01/2022	32	504.43	504.43	NA	444.35	-	NA	NA	NA	NA	-60.08	NA	
	27/09/2019	27/09/2019	07/06/2022	38	599.01	599.01	NA	426.31	-	NA	NA	NA	NA	-172.70	NA	

Woodhill Super Fund (SMA00365912)

Realised CGT

01 Jul 2021 to 30 Jun 2022

Disposals of CGT assets continued

Asset	Tax date	Purchase date	Sale date	Sale quantity	Actual cost \$	Adjusted cost ^(a) \$	Indexed cost \$	Sale proceeds \$	Gross gain \$	Capital gain using the different calculation methods				CGT gain ^(c) \$	CGT loss \$	CGT exempt gain/loss \$
										Discounted gain ^(b) \$	Indexed gain \$	Other gain \$				
	11/11/2020	11/11/2020	07/06/2022	90	1,150.95	1,150.95	NA	1,009.69	-	NA	NA	NA	NA	-141.26	NA	
6113.TYO totals				205	2,980.35	2,980.35	NA	2,502.79	-	NA	NA	NA	NA	-477.56	NA	
HITACHI ORD																
6501.TYO	20/08/2021	20/08/2021	04/11/2021	8	611.25	611.25	NA	648.54	37.29	NA	NA	37.29	37.29	NA	NA	
	20/08/2021	20/08/2021	30/11/2021	5	382.03	382.03	NA	430.80	48.77	NA	NA	48.77	48.77	NA	NA	
	20/08/2021	20/08/2021	24/01/2022	22	1,680.94	1,680.94	NA	1,675.50	-	NA	NA	NA	NA	-5.44	NA	
	20/08/2021	20/08/2021	07/02/2022	7	534.84	534.84	NA	496.15	-	NA	NA	NA	NA	-38.69	NA	
	20/08/2021	20/08/2021	07/06/2022	67	5,119.22	5,119.22	NA	4,828.71	-	NA	NA	NA	NA	-290.51	NA	
6501.TYO totals				109	8,328.28	8,328.28	NA	8,079.70	86.06	NA	NA	86.06	86.06	-334.64	NA	
SONY CORP																
6758.TYO	11/11/2020	11/11/2020	04/11/2021	3	352.70	352.70	NA	489.21	136.51	NA	NA	136.51	136.51	NA	NA	
	11/11/2020	11/11/2020	30/11/2021	2	235.14	235.14	NA	344.52	109.38	72.92	NA	NA	72.92	NA	NA	
	11/11/2020	11/11/2020	24/01/2022	8	940.54	940.54	NA	1,240.24	299.70	199.80	NA	NA	199.80	NA	NA	
	11/11/2020	11/11/2020	07/02/2022	2	235.14	235.14	NA	304.63	69.49	46.33	NA	NA	46.33	NA	NA	
	18/09/2019	18/09/2019	07/06/2022	14	1,210.92	1,210.92	NA	1,762.68	551.76	367.84	NA	NA	367.84	NA	NA	
	11/11/2020	11/11/2020	07/06/2022	13	1,528.38	1,528.38	NA	1,636.77	108.39	72.26	NA	NA	72.26	NA	NA	
	16/03/2022	16/03/2022	07/06/2022	3	410.19	410.19	NA	377.72	-	NA	NA	NA	NA	-32.47	NA	
6758.TYO totals				45	4,913.01	4,913.01	NA	6,155.77	1,275.23	759.15	NA	136.51	895.66	-32.47	NA	
HOYA ORD																
7741.TYO	06/11/2020	06/11/2020	18/08/2021	4	675.39	675.39	NA	851.30	175.91	NA	NA	175.91	175.91	NA	NA	
	26/06/2020	26/06/2020	24/01/2022	1	142.29	142.29	NA	179.44	37.15	24.77	NA	NA	24.77	NA	NA	
	06/11/2020	06/11/2020	24/01/2022	1	168.85	168.85	NA	179.44	10.59	7.06	NA	NA	7.06	NA	NA	
	26/06/2020	26/06/2020	07/06/2022	8	1,138.35	1,138.35	NA	1,136.56	-	NA	NA	NA	NA	-1.79	NA	
7741.TYO totals				14	2,124.88	2,124.88	NA	2,346.74	223.65	31.83	NA	175.91	207.74	-1.79	NA	
NINTENDO ORD																
7974.TYO	18/08/2021	18/08/2021	30/11/2021	1	659.42	659.42	NA	623.77	-	NA	NA	NA	NA	-35.65	NA	
	18/08/2021	18/08/2021	24/01/2022	2	1,318.85	1,318.85	NA	1,316.02	-	NA	NA	NA	NA	-2.83	NA	
	18/08/2021	18/08/2021	07/06/2022	8	5,275.39	5,275.39	NA	4,854.07	-	NA	NA	NA	NA	-421.32	NA	
7974.TYO totals				11	7,253.66	7,253.66	NA	6,793.86	-	NA	NA	NA	NA	-459.80	NA	
KDDI ORD																
9433.TYO	03/02/2020	03/02/2020	04/11/2021	19	861.34	861.34	NA	765.85	-	NA	NA	NA	NA	-95.49	NA	
	03/02/2020	03/02/2020	01/12/2021	10	453.34	453.34	NA	410.32	-	NA	NA	NA	NA	-43.02	NA	
	03/02/2020	03/02/2020	24/01/2022	19	861.34	861.34	NA	826.76	-	NA	NA	NA	NA	-34.58	NA	

Woodhill Super Fund (SMA00365912)

Realised CGT

01 Jul 2021 to 30 Jun 2022

Disposals of CGT assets continued

Asset	Tax date	Purchase date	Sale date	Sale quantity	Actual cost \$	Adjusted cost ^(a) \$	Indexed cost \$	Sale proceeds \$	Gross gain \$	Capital gain using the different calculation methods				CGT gain ^(c) \$	CGT loss \$	CGT exempt gain/loss \$
										Discounted gain ^(b) \$	Indexed gain \$	Other gain \$				
	08/06/2021	08/06/2021	24/01/2022	21	923.00	923.00	NA	913.78	-	NA	NA	NA	NA	-9.22	NA	
	11/11/2020	11/11/2020	07/06/2022	89	3,588.11	3,588.11	NA	4,164.06	575.95	383.97	NA	NA	383.97	NA	NA	
	08/06/2021	08/06/2021	07/06/2022	41	1,802.04	1,802.04	NA	1,918.28	116.24	NA	NA	116.24	116.24	NA	NA	
	16/03/2022	16/03/2022	07/06/2022	7	325.66	325.66	NA	327.51	1.85	NA	NA	1.85	1.85	NA	NA	
9433.TYO totals				206	8,814.83	8,814.83	NA	9,326.56	694.04	383.97	NA	118.09	502.06	-182.31	NA	
SUNDRUG ORD																
9989.TYO	06/11/2020	06/11/2020	13/10/2021	18	1,003.93	1,003.93	NA	744.50	-	NA	NA	NA	NA	-259.43	NA	
	11/11/2020	11/11/2020	13/10/2021	4	219.15	219.15	NA	165.44	-	NA	NA	NA	NA	-53.71	NA	
	11/11/2020	11/11/2020	01/12/2021	8	438.30	438.30	NA	292.47	-	NA	NA	NA	NA	-145.83	NA	
	18/09/2019	18/09/2019	12/01/2022	26	1,220.75	1,220.75	NA	953.82	-	NA	NA	NA	NA	-266.93	NA	
	27/09/2019	27/09/2019	12/01/2022	9	426.78	426.78	NA	330.17	-	NA	NA	NA	NA	-96.61	NA	
	11/11/2020	11/11/2020	12/01/2022	48	2,629.79	2,629.79	NA	1,760.91	-	NA	NA	NA	NA	-868.88	NA	
9989.TYO totals				113	5,938.70	5,938.70	NA	4,247.31	-	NA	NA	NA	NA	-1,691.39	NA	
BETASHARES AUSTRALIAN HIGH INTEREST CASH ETF																
AAA	07/02/2022	07/02/2022	07/06/2022	2,021	101,249.91	101,249.91	NA	101,182.54	-	NA	NA	NA	NA	-67.37	NA	
	16/03/2022	16/03/2022	07/06/2022	53	2,655.83	2,655.83	NA	2,653.48	-	NA	NA	NA	NA	-2.35	NA	
AAA totals				2,074	103,905.74	103,905.74	NA	103,836.02	-	NA	NA	NA	NA	-69.72	NA	
APPLE ORD																
AAPL.NSM	11/11/2020	11/11/2020	30/11/2021	5	819.91	819.91	NA	1,140.45	320.54	213.69	NA	NA	213.69	NA	NA	
	11/11/2020	11/11/2020	24/01/2022	1	163.98	163.98	NA	220.65	56.67	37.78	NA	NA	37.78	NA	NA	
	16/06/2021	16/06/2021	24/01/2022	14	2,394.50	2,394.50	NA	3,089.05	694.55	NA	NA	694.55	694.55	NA	NA	
	16/06/2021	16/06/2021	07/02/2022	4	684.14	684.14	NA	963.65	279.51	NA	NA	279.51	279.51	NA	NA	
	20/09/2019	31/08/2020	07/06/2022	25	2,033.50	2,033.50	NA	5,102.28	3,068.78	2,045.85	NA	NA	2,045.85	NA	NA	
	16/06/2021	16/06/2021	07/06/2022	18	3,078.65	3,078.65	NA	3,673.65	595.00	NA	NA	595.00	595.00	NA	NA	
AAPL.NSM totals				67	9,174.68	9,174.68	NA	14,189.73	5,015.05	2,297.32	NA	1,569.06	3,866.38	NA	NA	
ABB LTD N ORD																
ABBN.SWX	04/11/2021	04/11/2021	30/11/2021	6	283.59	283.59	NA	287.45	3.86	NA	NA	3.86	3.86	NA	NA	
	04/11/2021	04/11/2021	24/01/2022	28	1,323.41	1,323.41	NA	1,381.70	58.29	NA	NA	58.29	58.29	NA	NA	
	04/11/2021	04/11/2021	07/02/2022	10	472.65	472.65	NA	479.13	6.48	NA	NA	6.48	6.48	NA	NA	
	04/11/2021	04/11/2021	07/06/2022	73	3,450.32	3,450.32	NA	3,151.63	-	NA	NA	NA	NA	-298.69	NA	
	16/03/2022	16/03/2022	07/06/2022	12	566.52	566.52	NA	518.08	-	NA	NA	NA	NA	-48.44	NA	
ABBN.SWX totals				129	6,096.49	6,096.49	NA	5,817.99	68.63	NA	NA	68.63	68.63	-347.13	NA	
KONINKLIJKE AHOLD DELHAIZE ORD																

Woodhill Super Fund (SMA00365912)

Realised CGT

01 Jul 2021 to 30 Jun 2022

Disposals of CGT assets continued

Asset	Tax date	Purchase date	Sale date	Sale quantity	Actual cost \$	Adjusted cost ^(a) \$	Indexed cost \$	Sale proceeds \$	Gross gain \$	Capital gain using the different calculation methods				CGT gain ^(c) \$	CGT loss \$	CGT exempt gain/loss \$
										Discounted gain ^(b) \$	Indexed gain \$	Other gain \$				
AD.AEX	18/09/2019	18/09/2019	18/08/2021	12	437.29	437.29	NA	550.70	113.41	75.61	NA	NA	75.61	NA	NA	
	20/09/2019	20/09/2019	18/08/2021	20	744.85	744.85	NA	917.84	172.99	115.33	NA	NA	115.33	NA	NA	
	18/09/2019	18/09/2019	04/11/2021	8	291.52	291.52	NA	360.15	68.63	45.75	NA	NA	45.75	NA	NA	
	11/11/2020	11/11/2020	01/12/2021	7	262.41	262.41	NA	330.75	68.34	45.56	NA	NA	45.56	NA	NA	
	11/11/2020	11/11/2020	24/01/2022	25	937.17	937.17	NA	1,121.73	184.56	123.04	NA	NA	123.04	NA	NA	
	11/11/2020	11/11/2020	07/02/2022	10	374.87	374.87	NA	454.62	79.75	53.17	NA	NA	53.17	NA	NA	
	18/09/2019	18/09/2019	07/06/2022	40	1,457.62	1,457.62	NA	1,524.61	66.99	44.66	NA	NA	44.66	NA	NA	
	11/11/2020	11/11/2020	07/06/2022	43	1,611.94	1,611.94	NA	1,638.95	27.01	18.01	NA	NA	18.01	NA	NA	
	16/03/2022	16/03/2022	07/06/2022	51	2,234.18	2,234.18	NA	1,943.87	-	NA	NA	NA	NA	-290.31	NA	
AD.AEX totals				216	8,351.85	8,351.85	NA	8,843.22	781.68	521.13	NA	NA	521.13	-290.31	NA	
ARISTOCRAT LEISURE LIMITED FPO																
ALL	20/09/2019	20/09/2019	06/08/2021	55	1,701.34	1,701.34	NA	2,298.91	597.57	398.38	NA	NA	398.38	NA	NA	
	18/09/2019	18/09/2019	18/08/2021	88	2,700.76	2,700.76	NA	3,743.43	1,042.67	695.11	NA	NA	695.11	NA	NA	
	20/09/2019	20/09/2019	18/08/2021	4	123.73	123.73	NA	170.16	46.43	30.95	NA	NA	30.95	NA	NA	
	27/09/2019	27/09/2019	18/08/2021	8	243.99	243.99	NA	340.31	96.32	64.21	NA	NA	64.21	NA	NA	
	27/09/2019	27/09/2019	13/10/2021	22	670.98	670.98	NA	987.36	316.38	210.92	NA	NA	210.92	NA	NA	
	25/11/2020	25/11/2020	30/11/2021	4	137.58	137.58	NA	177.98	40.40	26.93	NA	NA	26.93	NA	NA	
	03/11/2021	18/11/2021	30/11/2021	23	962.55	962.55	NA	1,023.40	60.85	NA	NA	60.85	60.85	NA	NA	
	25/11/2020	25/11/2020	24/01/2022	99	3,405.04	3,405.04	NA	4,070.38	665.34	443.56	NA	NA	443.56	NA	NA	
	25/11/2020	25/11/2020	07/02/2022	44	1,513.35	1,513.35	NA	1,790.91	277.56	185.04	NA	NA	185.04	NA	NA	
	27/09/2019	27/09/2019	07/06/2022	40	1,219.96	1,219.96	NA	1,344.34	124.38	82.92	NA	NA	82.92	NA	NA	
	25/11/2020	25/11/2020	07/06/2022	22	756.67	756.67	NA	739.38	-	NA	NA	NA	NA	-17.29	NA	
	07/12/2020	07/12/2020	07/06/2022	112	3,574.45	3,574.45	NA	3,764.13	189.68	126.45	NA	NA	126.45	NA	NA	
	11/01/2021	11/01/2021	07/06/2022	101	3,191.55	3,191.55	NA	3,394.44	202.89	135.26	NA	NA	135.26	NA	NA	
	30/03/2021	30/03/2021	07/06/2022	66	2,244.16	2,244.16	NA	2,218.15	-	NA	NA	NA	NA	-26.01	NA	
	16/03/2022	16/03/2022	07/06/2022	62	2,291.07	2,291.07	NA	2,083.72	-	NA	NA	NA	NA	-207.35	NA	
ALL totals				750	24,737.18	24,737.18	NA	28,147.00	3,660.47	2,399.73	NA	60.85	2,460.58	-250.65	NA	
ALLIANZ ORD																
ALV.FRA	18/09/2019	18/09/2019	04/11/2021	4	1,367.84	1,367.84	NA	1,263.46	-	NA	NA	NA	NA	-104.38	NA	
	27/09/2019	27/09/2019	04/11/2021	2	688.97	688.97	NA	631.73	-	NA	NA	NA	NA	-57.24	NA	
	11/11/2020	11/11/2020	04/11/2021	5	1,553.60	1,553.60	NA	1,579.32	25.72	NA	NA	25.72	25.72	NA	NA	
ALV.FRA totals				11	3,610.41	3,610.41	NA	3,474.51	25.72	NA	NA	25.72	25.72	-161.62	NA	
APPLIED MATERIAL ORD																
AMAT.NSM	11/11/2020	11/11/2020	10/01/2022	3	294.59	294.59	NA	608.33	313.74	209.16	NA	NA	209.16	NA	NA	

Woodhill Super Fund (SMA00365912)

Realised CGT

01 Jul 2021 to 30 Jun 2022

Disposals of CGT assets continued

Asset	Tax date	Purchase date	Sale date	Sale quantity	Actual cost \$	Adjusted cost ^(a) \$	Indexed cost \$	Sale proceeds \$	Gross gain \$	Capital gain using the different calculation methods			CGT gain ^(c) \$	CGT loss \$	CGT exempt gain/loss \$
										Discounted gain ^(b) \$	Indexed gain \$	Other gain \$			
	11/11/2020	11/11/2020	24/01/2022	6	589.18	589.18	NA	1,119.74	530.56	353.71	NA	NA	353.71	NA	NA
	11/11/2020	11/11/2020	07/02/2022	2	196.39	196.39	NA	381.36	184.97	123.31	NA	NA	123.31	NA	NA
	27/09/2019	27/09/2019	07/06/2022	12	890.68	890.68	NA	1,896.04	1,005.36	670.24	NA	NA	670.24	NA	NA
	11/11/2020	11/11/2020	07/06/2022	7	687.38	687.38	NA	1,106.02	418.64	279.09	NA	NA	279.09	NA	NA
AMAT.NSM totals				30	2,658.22	2,658.22	NA	5,111.49	2,453.27	1,635.51	NA	NA	1,635.51	NA	NA
AMGEN ORD															
AMGN.NSM	18/09/2019	18/09/2019	18/08/2021	9	2,578.74	2,578.74	NA	2,846.26	267.52	178.35	NA	NA	178.35	NA	NA
	27/09/2019	27/09/2019	18/08/2021	2	577.37	577.37	NA	632.50	55.13	36.75	NA	NA	36.75	NA	NA
AMGN.NSM totals				11	3,156.11	3,156.11	NA	3,478.76	322.65	215.10	NA	NA	215.10	NA	NA
AMERICAN TOWER CL A REIT															
AMT.NYS	26/05/2021	26/05/2021	30/11/2021	3	991.48	991.48	NA	1,108.59	117.11	NA	NA	117.11	117.11	NA	NA
	26/05/2021	26/05/2021	16/03/2022	17	5,618.39	5,618.39	NA	5,515.98	-	NA	NA	NA	NA	-102.41	NA
	26/05/2021	26/05/2021	07/06/2022	23	7,601.35	7,601.35	NA	8,352.08	750.73	500.49	NA	NA	500.49	NA	NA
AMT.NYS totals				43	14,211.22	14,211.22	NA	14,976.65	867.84	500.49	NA	117.11	617.60	-102.41	NA
AUSTRALIA AND NEW ZEALAND BANKING GROUP LIMITED FPO															
ANZ	08/06/2021	08/06/2021	18/08/2021	40	1,151.15	1,151.15	NA	1,139.97	-	NA	NA	NA	NA	-11.18	NA
	08/06/2021	08/06/2021	04/11/2021	16	460.46	460.46	NA	457.86	-	NA	NA	NA	NA	-2.60	NA
	08/06/2021	08/06/2021	30/11/2021	17	489.24	489.24	NA	457.24	-	NA	NA	NA	NA	-32.00	NA
	08/06/2021	08/06/2021	07/02/2022	62	1,784.27	1,784.27	NA	1,639.18	-	NA	NA	NA	NA	-145.09	NA
	08/06/2021	08/06/2021	07/06/2022	249	7,165.88	7,165.88	NA	6,097.05	-	NA	NA	NA	NA	-1,068.83	NA
	10/01/2022	10/01/2022	07/06/2022	80	2,268.14	2,268.14	NA	1,958.89	-	NA	NA	NA	NA	-309.25	NA
	16/03/2022	16/03/2022	07/06/2022	148	4,018.75	4,018.75	NA	3,623.95	-	NA	NA	NA	NA	-394.80	NA
ANZ totals				612	17,337.89	17,337.89	NA	15,374.14	-	NA	NA	NA	NA	-1,963.75	NA
ACTIVISION BLIZZARD ORD															
ATVI.NSM	18/08/2021	18/08/2021	13/10/2021	9	1,043.44	1,043.44	NA	912.82	-	NA	NA	NA	NA	-130.62	NA
	18/08/2021	18/08/2021	01/12/2021	9	1,043.44	1,043.44	NA	735.50	-	NA	NA	NA	NA	-307.94	NA
	18/08/2021	18/08/2021	10/01/2022	34	3,941.88	3,941.88	NA	2,976.29	-	NA	NA	NA	NA	-965.59	NA
	18/08/2021	18/08/2021	16/03/2022	68	7,883.75	7,883.75	NA	7,342.32	-	NA	NA	NA	NA	-541.43	NA
	18/08/2021	18/08/2021	07/06/2022	26	3,014.37	3,014.37	NA	2,789.21	-	NA	NA	NA	NA	-225.16	NA
ATVI.NSM totals				146	16,926.88	16,926.88	NA	14,756.14	-	NA	NA	NA	NA	-2,170.74	NA
BHP GROUP LIMITED FPO															
BHP	07/12/2020	07/12/2020	09/07/2021	17	721.36	721.36	NA	838.61	117.25	NA	NA	117.25	117.25	NA	NA
	07/12/2020	07/12/2020	18/08/2021	98	4,158.44	4,158.44	NA	4,700.14	541.70	NA	NA	541.70	541.70	NA	NA

Woodhill Super Fund (SMA00365912)

Realised CGT

01 Jul 2021 to 30 Jun 2022

Disposals of CGT assets continued

Asset	Tax date	Purchase date	Sale date	Sale quantity	Actual cost \$	Adjusted cost ^(a) \$	Indexed cost \$	Sale proceeds \$	Gross gain \$	Capital gain using the different calculation methods				CGT gain ^(c) \$	CGT loss \$	CGT exempt gain/loss \$
										Discounted gain ^(b) \$	Indexed gain \$	Other gain \$				
	11/11/2020	11/11/2020	04/11/2021	11	404.99	404.99	NA	396.83	-	NA	NA	NA	NA	-8.16	NA	
	25/11/2020	25/11/2020	04/11/2021	32	1,256.14	1,256.14	NA	1,154.41	-	NA	NA	NA	NA	-101.73	NA	
	07/12/2020	07/12/2020	04/11/2021	7	297.03	297.03	NA	252.53	-	NA	NA	NA	NA	-44.50	NA	
	11/05/2020	11/05/2020	07/06/2022	24	758.22	758.22	NA	1,111.27	353.05	235.37	NA	NA	235.37	NA	NA	
	11/11/2020	11/11/2020	07/06/2022	15	552.27	552.27	NA	694.54	142.27	94.85	NA	NA	94.85	NA	NA	
	07/02/2022	07/02/2022	07/06/2022	34	1,609.42	1,609.42	NA	1,574.30	-	NA	NA	NA	NA	-35.12	NA	
	16/03/2022	16/03/2022	07/06/2022	14	633.90	633.90	NA	648.24	14.34	NA	NA	14.34	14.34	NA	NA	
BHP totals				252	10,391.77	10,391.77	NA	11,370.87	1,168.61	330.22	NA	673.29	1,003.51	-189.51	NA	
BOOKING HOLDINGS ORD																
BKNG.NSM	25/11/2020	25/11/2020	10/01/2022	5	14,133.08	14,133.08	NA	16,745.43	2,612.35	1,741.57	NA	NA	1,741.57	NA	NA	
BKNG.NSM totals				5	14,133.08	14,133.08	NA	16,745.43	2,612.35	1,741.57	NA	NA	1,741.57	NA	NA	
BRISTOL MYERS SQUIBB CO USD0.10																
BMY.NYS	03/02/2020	03/02/2020	04/11/2021	10	950.64	950.64	NA	797.90	-	NA	NA	NA	NA	-152.74	NA	
	03/02/2020	03/02/2020	24/01/2022	17	1,616.10	1,616.10	NA	1,471.25	-	NA	NA	NA	NA	-144.85	NA	
	03/02/2020	03/02/2020	07/02/2022	4	380.26	380.26	NA	366.84	-	NA	NA	NA	NA	-13.42	NA	
	03/02/2020	03/02/2020	07/06/2022	24	2,281.54	2,281.54	NA	2,512.39	230.85	153.90	NA	NA	153.90	NA	NA	
	11/11/2020	11/11/2020	07/06/2022	13	1,146.78	1,146.78	NA	1,360.88	214.10	142.73	NA	NA	142.73	NA	NA	
	16/03/2022	16/03/2022	07/06/2022	6	573.42	573.42	NA	628.10	54.68	NA	NA	54.68	54.68	NA	NA	
BMY.NYS totals				74	6,948.74	6,948.74	NA	7,137.36	499.63	296.63	NA	54.68	351.31	-311.01	NA	
BLUESCOPE STEEL LIMITED FPO																
BSL	18/02/2021	18/02/2021	18/08/2021	49	896.81	896.81	NA	1,238.51	341.70	NA	NA	341.70	341.70	NA	NA	
	18/02/2021	18/02/2021	04/11/2021	220	4,026.52	4,026.52	NA	4,496.98	470.46	NA	NA	470.46	470.46	NA	NA	
BSL totals				269	4,923.33	4,923.33	NA	5,735.49	812.16	NA	NA	812.16	812.16	NA	NA	
BRAMBLES LIMITED FPO																
BXB	25/11/2020	25/11/2020	18/08/2021	189	2,056.69	2,056.69	NA	2,306.73	250.04	NA	NA	250.04	250.04	NA	NA	
	25/11/2020	25/11/2020	04/11/2021	36	391.75	391.75	NA	372.86	-	NA	NA	NA	NA	-18.89	NA	
	25/11/2020	25/11/2020	30/11/2021	39	424.39	424.39	NA	391.04	-	NA	NA	NA	NA	-33.35	NA	
	11/11/2020	11/11/2020	24/01/2022	29	315.48	315.48	NA	291.93	-	NA	NA	NA	NA	-23.55	NA	
	25/11/2020	25/11/2020	24/01/2022	138	1,501.71	1,501.71	NA	1,389.20	-	NA	NA	NA	NA	-112.51	NA	
	11/11/2020	11/11/2020	07/02/2022	108	1,174.89	1,174.89	NA	1,018.34	-	NA	NA	NA	NA	-156.55	NA	
	11/11/2020	11/11/2020	07/06/2022	135	1,468.61	1,468.61	NA	1,453.51	-	NA	NA	NA	NA	-15.10	NA	
	30/03/2021	30/03/2021	07/06/2022	293	3,071.95	3,071.95	NA	3,154.65	82.70	55.13	NA	NA	55.13	NA	NA	
	10/01/2022	10/01/2022	07/06/2022	136	1,436.28	1,436.28	NA	1,464.27	27.99	NA	NA	27.99	27.99	NA	NA	

Woodhill Super Fund (SMA00365912)

Realised CGT

01 Jul 2021 to 30 Jun 2022

Disposals of CGT assets continued

Asset	Tax date	Purchase date	Sale date	Sale quantity	Actual cost \$	Adjusted cost ^(a) \$	Indexed cost \$	Sale proceeds \$	Gross gain \$	Capital gain using the different calculation methods				CGT gain ^(c) \$	CGT loss \$	CGT exempt gain/loss \$
										Discounted gain ^(b) \$	Indexed gain \$	Other gain \$				
	16/03/2022	16/03/2022	07/06/2022	102	1,010.41	1,010.41	NA	1,098.20	87.79	NA	NA	87.79	87.79	NA	NA	
BXB totals				1,205	12,852.16	12,852.16	NA	12,940.73	448.52	55.13	NA	365.82	420.95	-359.95	NA	
COMMONWEALTH BANK OF AUSTRALIA. FPO																
CBA	25/11/2020	25/11/2020	18/08/2021	16	1,323.90	1,323.90	NA	1,598.82	274.92	NA	NA	274.92	274.92	NA	NA	
	07/12/2020	07/12/2020	18/08/2021	6	483.23	483.23	NA	599.56	116.33	NA	NA	116.33	116.33	NA	NA	
	26/06/2020	26/06/2020	04/11/2021	3	207.70	207.70	NA	323.78	116.08	77.39	NA	NA	77.39	NA	NA	
	11/11/2020	11/11/2020	30/11/2021	5	371.18	371.18	NA	466.50	95.32	63.55	NA	NA	63.55	NA	NA	
	10/01/2022	10/01/2022	07/02/2022	14	1,443.95	1,443.95	NA	1,310.79	-	NA	NA	NA	NA	-133.16	NA	
	26/06/2020	26/06/2020	07/06/2022	15	1,038.51	1,038.51	NA	1,534.95	496.44	330.96	NA	NA	330.96	NA	NA	
	11/11/2020	11/11/2020	07/06/2022	17	1,261.99	1,261.99	NA	1,739.61	477.62	318.41	NA	NA	318.41	NA	NA	
	07/12/2020	07/12/2020	07/06/2022	44	3,543.70	3,543.70	NA	4,502.51	958.81	639.21	NA	NA	639.21	NA	NA	
	10/01/2022	10/01/2022	07/06/2022	3	309.42	309.42	NA	306.99	-	NA	NA	NA	NA	-2.43	NA	
	16/03/2022	16/03/2022	07/06/2022	5	523.74	523.74	NA	511.65	-	NA	NA	NA	NA	-12.09	NA	
CBA totals				128	10,507.32	10,507.32	NA	12,895.16	2,535.52	1,429.52	NA	391.25	1,820.77	-147.68	NA	
CDW ORD																
CDW.NSM	11/11/2020	11/11/2020	30/11/2021	2	383.13	383.13	NA	528.82	145.69	97.13	NA	NA	97.13	NA	NA	
	23/09/2019	23/09/2019	24/01/2022	1	177.86	177.86	NA	251.97	74.11	49.41	NA	NA	49.41	NA	NA	
	11/11/2020	11/11/2020	24/01/2022	2	383.13	383.13	NA	503.95	120.82	80.55	NA	NA	80.55	NA	NA	
	18/09/2019	18/09/2019	07/06/2022	6	1,066.43	1,066.43	NA	1,457.37	390.94	260.63	NA	NA	260.63	NA	NA	
	23/09/2019	23/09/2019	07/06/2022	2	355.71	355.71	NA	485.79	130.08	86.72	NA	NA	86.72	NA	NA	
CDW.NSM totals				13	2,366.26	2,366.26	NA	3,227.90	861.64	574.44	NA	NA	574.44	NA	NA	
CITIZENS FINANCIAL GROUP ORD																
CFG.NYS	23/09/2019	23/09/2019	18/08/2021	3	159.99	159.99	NA	180.00	20.01	13.34	NA	NA	13.34	NA	NA	
	27/09/2019	27/09/2019	18/08/2021	13	686.74	686.74	NA	780.02	93.28	62.19	NA	NA	62.19	NA	NA	
	05/01/2021	05/01/2021	18/08/2021	34	1,589.73	1,589.73	NA	2,040.06	450.33	NA	NA	450.33	450.33	NA	NA	
	05/01/2021	05/01/2021	04/11/2021	6	280.54	280.54	NA	383.68	103.14	NA	NA	103.14	103.14	NA	NA	
	11/11/2020	11/11/2020	30/11/2021	6	263.89	263.89	NA	395.57	131.68	87.79	NA	NA	87.79	NA	NA	
	10/01/2022	10/01/2022	24/01/2022	4	300.12	300.12	NA	275.93	-	NA	NA	NA	NA	-24.19	NA	
	10/01/2022	10/01/2022	07/02/2022	11	825.34	825.34	NA	833.16	7.82	NA	NA	7.82	7.82	NA	NA	
	05/01/2021	05/01/2021	16/03/2022	36	1,683.24	1,683.24	NA	2,451.52	768.28	512.19	NA	NA	512.19	NA	NA	
	10/01/2022	10/01/2022	16/03/2022	20	1,500.63	1,500.63	NA	1,361.96	-	NA	NA	NA	NA	-138.67	NA	
	11/11/2020	11/11/2020	07/06/2022	11	483.79	483.79	NA	617.88	134.09	89.39	NA	NA	89.39	NA	NA	
	05/01/2021	05/01/2021	07/06/2022	57	2,665.13	2,665.13	NA	3,201.77	536.64	357.76	NA	NA	357.76	NA	NA	

Woodhill Super Fund (SMA00365912)

Realised CGT

01 Jul 2021 to 30 Jun 2022

Disposals of CGT assets continued

Asset	Tax date	Purchase date	Sale date	Sale quantity	Actual cost \$	Adjusted cost ^(a) \$	Indexed cost \$	Sale proceeds \$	Gross gain \$	Capital gain using the different calculation methods				CGT gain ^(c) \$	CGT loss \$	CGT exempt gain/loss \$
										Discounted gain ^(b) \$	Indexed gain \$	Other gain \$				
CFG.NYS totals				201	10,439.14	10,439.14	NA	12,521.55	2,245.27	1,122.66	NA	561.29	1,683.95	-162.86	NA	
COLES GROUP LIMITED. FPO																
COL	11/01/2021	11/01/2021	18/08/2021	87	1,616.76	1,616.76	NA	1,593.87	-	NA	NA	NA	NA	-22.89	NA	
	07/12/2020	07/12/2020	04/11/2021	23	419.51	419.51	NA	402.64	-	NA	NA	NA	NA	-16.87	NA	
	07/12/2020	07/12/2020	30/11/2021	25	455.98	455.98	NA	450.98	-	NA	NA	NA	NA	-5.00	NA	
	07/12/2020	07/12/2020	24/01/2022	48	875.49	875.49	NA	784.01	-	NA	NA	NA	NA	-91.48	NA	
	10/01/2022	10/01/2022	24/01/2022	4	68.50	68.50	NA	65.33	-	NA	NA	NA	NA	-3.17	NA	
	18/09/2019	18/09/2019	07/06/2022	178	2,615.23	2,615.23	NA	3,114.56	499.33	332.89	NA	NA	332.89	NA	NA	
	11/05/2020	11/05/2020	07/06/2022	209	3,166.20	3,166.20	NA	3,656.98	490.78	327.19	NA	NA	327.19	NA	NA	
	10/01/2022	10/01/2022	07/06/2022	81	1,387.16	1,387.16	NA	1,417.30	30.14	NA	NA	30.14	30.14	NA	NA	
	16/03/2022	16/03/2022	07/06/2022	84	1,513.51	1,513.51	NA	1,469.79	-	NA	NA	NA	NA	-43.72	NA	
COL totals				739	12,118.34	12,118.34	NA	12,955.46	1,020.25	660.08	NA	30.14	690.22	-183.13	NA	
COMPUTERSHARE LIMITED. FPO																
CPU	30/03/2021	30/03/2021	18/08/2021	58	867.72	867.72	NA	927.97	60.25	NA	NA	60.25	60.25	NA	NA	
	15/10/2020	15/10/2020	04/11/2021	13	169.98	169.98	NA	250.60	80.62	53.75	NA	NA	53.75	NA	NA	
	30/03/2021	30/03/2021	04/11/2021	12	179.53	179.53	NA	231.32	51.79	NA	NA	51.79	51.79	NA	NA	
	30/03/2021	30/03/2021	30/11/2021	26	388.98	388.98	NA	497.32	108.34	NA	NA	108.34	108.34	NA	NA	
	30/03/2021	30/03/2021	24/01/2022	190	2,842.55	2,842.55	NA	3,753.16	910.61	NA	NA	910.61	910.61	NA	NA	
	10/01/2022	10/01/2022	24/01/2022	92	1,921.81	1,921.81	NA	1,817.32	-	NA	NA	NA	NA	-104.49	NA	
	29/10/2020	29/10/2020	07/02/2022	27	327.96	327.96	NA	551.57	223.61	149.07	NA	NA	149.07	NA	NA	
	30/03/2021	30/03/2021	07/02/2022	18	269.29	269.29	NA	367.72	98.43	NA	NA	98.43	98.43	NA	NA	
	29/10/2020	29/10/2020	07/06/2022	238	2,890.92	2,890.92	NA	5,514.13	2,623.21	1,748.81	NA	NA	1,748.81	NA	NA	
	16/03/2022	16/03/2022	07/06/2022	43	977.56	977.56	NA	996.25	18.69	NA	NA	18.69	18.69	NA	NA	
CPU totals				717	10,836.30	10,836.30	NA	14,907.36	4,175.55	1,951.63	NA	1,248.11	3,199.74	-104.49	NA	
CISCO SYSTEMS ORD																
CSCO.NSM	18/09/2019	18/09/2019	18/08/2021	11	800.81	800.81	NA	845.10	44.29	29.53	NA	NA	29.53	NA	NA	
	27/09/2019	27/09/2019	18/08/2021	13	944.90	944.90	NA	998.75	53.85	35.90	NA	NA	35.90	NA	NA	
	11/11/2020	11/11/2020	18/08/2021	18	969.95	969.95	NA	1,382.88	412.93	NA	NA	412.93	412.93	NA	NA	
	11/11/2020	11/11/2020	01/12/2021	4	215.54	215.54	NA	310.53	94.99	63.33	NA	NA	63.33	NA	NA	
	11/11/2020	11/11/2020	24/01/2022	8	431.09	431.09	NA	622.09	191.00	127.33	NA	NA	127.33	NA	NA	
	11/11/2020	11/11/2020	07/06/2022	25	1,347.15	1,347.15	NA	1,563.26	216.11	144.07	NA	NA	144.07	NA	NA	
CSCO.NSM totals				79	4,709.44	4,709.44	NA	5,722.61	1,013.17	400.16	NA	412.93	813.09	NA	NA	
CSL LIMITED FPO																

Woodhill Super Fund (SMA00365912)

Realised CGT

01 Jul 2021 to 30 Jun 2022

Disposals of CGT assets continued

Asset	Tax date	Purchase date	Sale date	Sale quantity	Actual cost \$	Adjusted cost ^(a) \$	Indexed cost \$	Sale proceeds \$	Gross gain \$	Capital gain using the different calculation methods				CGT gain ^(c) \$	CGT loss \$	CGT exempt gain/loss \$
										Discounted gain ^(b) \$	Indexed gain \$	Other gain \$				
CSL	21/06/2021	21/06/2021	06/08/2021	3	916.58	916.58	NA	890.17	-	NA	NA	NA	NA	-26.41	NA	
	16/06/2021	16/06/2021	18/08/2021	6	1,819.84	1,819.84	NA	1,757.27	-	NA	NA	NA	NA	-62.57	NA	
	21/06/2021	21/06/2021	18/08/2021	6	1,833.16	1,833.16	NA	1,757.27	-	NA	NA	NA	NA	-75.89	NA	
	16/06/2021	16/06/2021	13/10/2021	4	1,213.22	1,213.22	NA	1,171.51	-	NA	NA	NA	NA	-41.71	NA	
	16/06/2021	16/06/2021	30/11/2021	4	1,213.22	1,213.22	NA	1,233.04	19.82	NA	NA	19.82	19.82	NA	NA	
	08/06/2021	08/06/2021	24/01/2022	4	1,181.05	1,181.05	NA	1,050.04	-	NA	NA	NA	NA	-131.01	NA	
	16/06/2021	16/06/2021	24/01/2022	4	1,213.23	1,213.23	NA	1,050.04	-	NA	NA	NA	NA	-163.19	NA	
	08/06/2021	08/06/2021	07/02/2022	13	3,838.41	3,838.41	NA	3,313.52	-	NA	NA	NA	NA	-524.89	NA	
	18/09/2019	18/09/2019	07/06/2022	7	1,647.85	1,647.85	NA	1,870.15	222.30	148.20	NA	NA	148.20	NA	NA	
	20/09/2019	20/09/2019	07/06/2022	7	1,652.09	1,652.09	NA	1,870.15	218.06	145.37	NA	NA	145.37	NA	NA	
	27/09/2019	27/09/2019	07/06/2022	5	1,171.11	1,171.11	NA	1,335.82	164.71	109.81	NA	NA	109.81	NA	NA	
	07/12/2020	07/12/2020	07/06/2022	5	1,475.35	1,475.35	NA	1,335.82	-	NA	NA	NA	NA	-139.53	NA	
	11/01/2021	11/01/2021	07/06/2022	5	1,386.20	1,386.20	NA	1,335.82	-	NA	NA	NA	NA	-50.38	NA	
	26/05/2021	26/05/2021	07/06/2022	15	4,345.53	4,345.53	NA	4,007.46	-	NA	NA	NA	NA	-338.07	NA	
	08/06/2021	08/06/2021	07/06/2022	8	2,362.10	2,362.10	NA	2,137.31	-	NA	NA	NA	NA	-224.79	NA	
	10/01/2022	10/01/2022	07/06/2022	14	3,921.45	3,921.45	NA	3,740.29	-	NA	NA	NA	NA	-181.16	NA	
	16/03/2022	16/03/2022	07/06/2022	11	2,957.07	2,957.07	NA	2,938.80	-	NA	NA	NA	NA	-18.27	NA	
CSL totals				121	34,147.46	34,147.46	NA	32,794.48	624.89	403.38	NA	19.82	423.20	-1,977.87	NA	
COGNIZANT TECHNOLOGY SOLUTN CL A ORD																
CTSH.NSM	11/11/2020	11/11/2020	30/11/2021	4	423.24	423.24	NA	438.17	14.93	9.95	NA	NA	9.95	NA	NA	
	11/11/2020	11/11/2020	24/01/2022	11	1,163.92	1,163.92	NA	1,276.21	112.29	74.86	NA	NA	74.86	NA	NA	
	11/11/2020	11/11/2020	07/02/2022	3	317.43	317.43	NA	365.84	48.41	32.27	NA	NA	32.27	NA	NA	
	23/09/2019	23/09/2019	07/06/2022	3	272.92	272.92	NA	305.49	32.57	21.71	NA	NA	21.71	NA	NA	
	27/09/2019	27/09/2019	07/06/2022	9	788.36	788.36	NA	916.48	128.12	85.41	NA	NA	85.41	NA	NA	
	11/11/2020	11/11/2020	07/06/2022	5	529.06	529.06	NA	509.16	-	NA	NA	NA	NA	-19.90	NA	
	30/03/2021	30/03/2021	07/06/2022	13	1,342.36	1,342.36	NA	1,323.81	-	NA	NA	NA	NA	-18.55	NA	
	16/03/2022	16/03/2022	07/06/2022	4	489.50	489.50	NA	407.33	-	NA	NA	NA	NA	-82.17	NA	
CTSH.NSM totals				52	5,326.79	5,326.79	NA	5,542.49	336.32	224.20	NA	NA	224.20	-120.62	NA	
DBS GROUP HOLDINGS ORD																
D05.SES	18/09/2019	18/09/2019	18/08/2021	1	26.98	26.98	NA	30.98	4.00	2.67	NA	NA	2.67	NA	NA	
	27/09/2019	27/09/2019	18/08/2021	20	536.08	536.08	NA	619.60	83.52	55.68	NA	NA	55.68	NA	NA	
	30/03/2021	30/03/2021	18/08/2021	44	1,252.52	1,252.52	NA	1,363.12	110.60	NA	NA	110.60	110.60	NA	NA	
	27/09/2019	27/09/2019	30/11/2021	17	455.67	455.67	NA	538.04	82.37	54.91	NA	NA	54.91	NA	NA	
	11/11/2020	11/11/2020	30/11/2021	2	49.64	49.64	NA	63.30	13.66	9.11	NA	NA	9.11	NA	NA	

Woodhill Super Fund (SMA00365912)

Realised CGT

01 Jul 2021 to 30 Jun 2022

Disposals of CGT assets continued

Asset	Tax date	Purchase date	Sale date	Sale quantity	Actual cost \$	Adjusted cost ^(a) \$	Indexed cost \$	Sale proceeds \$	Gross gain \$	Capital gain using the different calculation methods				CGT gain ^(c) \$	CGT loss \$	CGT exempt gain/loss \$
										Discounted gain ^(b) \$	Indexed gain \$	Other gain \$				
	10/01/2022	10/01/2022	24/01/2022	56	2,019.80	2,019.80	NA	2,060.68	40.88	NA	NA	40.88	40.88	NA	NA	
	10/01/2022	10/01/2022	07/02/2022	21	757.42	757.42	NA	786.90	29.48	NA	NA	29.48	29.48	NA	NA	
	05/01/2021	05/01/2021	16/03/2022	12	298.61	298.61	NA	413.17	114.56	76.37	NA	NA	76.37	NA	NA	
	10/01/2022	10/01/2022	16/03/2022	28	1,009.90	1,009.90	NA	964.06	-	NA	NA	NA	NA	-45.84	NA	
	11/11/2020	11/11/2020	07/06/2022	48	1,191.36	1,191.36	NA	1,480.70	289.34	192.89	NA	NA	192.89	NA	NA	
	05/01/2021	05/01/2021	07/06/2022	114	2,836.76	2,836.76	NA	3,516.67	679.91	453.27	NA	NA	453.27	NA	NA	
D05.SES totals				363	10,434.74	10,434.74	NA	11,837.22	1,448.32	844.90	NA	180.96	1,025.86	-45.84	NA	
VINCI ORD																
DG.PAR	18/09/2019	18/09/2019	24/01/2022	2	321.06	321.06	NA	299.97	-	NA	NA	NA	NA	-21.09	NA	
	18/09/2019	18/09/2019	07/06/2022	2	321.06	321.06	NA	267.64	-	NA	NA	NA	NA	-53.42	NA	
	27/09/2019	27/09/2019	07/06/2022	5	795.25	795.25	NA	669.09	-	NA	NA	NA	NA	-126.16	NA	
	04/11/2021	04/11/2021	07/06/2022	3	441.94	441.94	NA	401.46	-	NA	NA	NA	NA	-40.48	NA	
DG.PAR totals				12	1,879.31	1,879.31	NA	1,638.16	-	NA	NA	NA	NA	-241.15	NA	
DIRECT LINE INSURANCE GROUP ORD																
DLG.LSE	18/09/2019	18/09/2019	04/11/2021	75	415.73	415.73	NA	385.95	-	NA	NA	NA	NA	-29.78	NA	
	27/09/2019	27/09/2019	04/11/2021	160	886.21	886.21	NA	823.35	-	NA	NA	NA	NA	-62.86	NA	
	12/11/2020	12/11/2020	04/11/2021	142	757.87	757.87	NA	730.73	-	NA	NA	NA	NA	-27.14	NA	
DLG.LSE totals				377	2,059.81	2,059.81	NA	1,940.03	-	NA	NA	NA	NA	-119.78	NA	
EUROAPI ORD																
EAPI.PAR	10/05/2022	10/05/2022	07/06/2022	1	20.15	20.15	NA	18.50	-	NA	NA	NA	NA	-1.65	NA	
EAPI.PAR totals				1	20.15	20.15	NA	18.50	-	NA	NA	NA	NA	-1.65	NA	
EBAY ORD																
EBAY.NSM	29/09/2020	29/09/2020	30/11/2021	5	374.67	374.67	NA	473.09	98.42	65.61	NA	NA	65.61	NA	NA	
	30/03/2021	30/03/2021	24/01/2022	13	1,031.88	1,031.88	NA	1,054.92	23.04	NA	NA	23.04	23.04	NA	NA	
	07/02/2022	07/02/2022	16/03/2022	6	501.75	501.75	NA	440.45	-	NA	NA	NA	NA	-61.30	NA	
	04/02/2020	04/02/2020	07/06/2022	18	975.28	975.28	NA	1,172.61	197.33	131.55	NA	NA	131.55	NA	NA	
	29/09/2020	29/09/2020	07/06/2022	5	374.67	374.67	NA	325.73	-	NA	NA	NA	NA	-48.94	NA	
	11/11/2020	11/11/2020	07/06/2022	19	1,249.29	1,249.29	NA	1,237.76	-	NA	NA	NA	NA	-11.53	NA	
	07/02/2022	07/02/2022	07/06/2022	3	250.87	250.87	NA	195.44	-	NA	NA	NA	NA	-55.43	NA	
EBAY.NSM totals				69	4,758.41	4,758.41	NA	4,900.00	318.79	197.16	NA	23.04	220.20	-177.20	NA	
EDP ORD																
EDP.LIS	20/09/2019	20/09/2019	30/11/2021	36	206.06	206.06	NA	273.10	67.04	44.69	NA	NA	44.69	NA	NA	
	18/09/2019	18/09/2019	07/06/2022	243	1,377.10	1,377.10	NA	1,702.31	325.21	216.81	NA	NA	216.81	NA	NA	

Woodhill Super Fund (SMA00365912)

Realised CGT

01 Jul 2021 to 30 Jun 2022

Disposals of CGT assets continued

Asset	Tax date	Purchase date	Sale date	Sale quantity	Actual cost \$	Adjusted cost ^(a) \$	Indexed cost \$	Sale proceeds \$	Gross gain \$	Capital gain using the different calculation methods			CGT gain ^(c) \$	CGT loss \$	CGT exempt gain/loss \$
										Discounted gain ^(b) \$	Indexed gain \$	Other gain \$			
	20/09/2019	20/09/2019	07/06/2022	193	1,104.70	1,104.70	NA	1,352.04	247.34	164.89	NA	NA	164.89	NA	NA
	16/03/2022	16/03/2022	07/06/2022	76	494.67	494.67	NA	532.41	37.74	NA	NA	37.74	37.74	NA	NA
EDP.LIS totals				548	3,182.53	3,182.53	NA	3,859.86	677.33	426.39	NA	37.74	464.13	NA	NA
ENDEAVOUR GROUP LIMITED FPO															
EDV	06/08/2021	06/08/2021	04/11/2021	112	773.88	773.88	NA	789.43	15.55	NA	NA	15.55	15.55	NA	NA
	06/08/2021	06/08/2021	24/01/2022	57	393.85	393.85	NA	361.27	-	NA	NA	NA	NA	-32.58	NA
	06/08/2021	06/08/2021	07/02/2022	83	573.51	573.51	NA	520.67	-	NA	NA	NA	NA	-52.84	NA
	18/09/2019	24/06/2021	07/06/2022	41	214.56	214.56	NA	291.25	76.69	51.13	NA	NA	51.13	NA	NA
	20/09/2019	24/06/2021	07/06/2022	43	228.89	228.89	NA	305.45	76.56	51.04	NA	NA	51.04	NA	NA
	27/09/2019	24/06/2021	07/06/2022	34	181.58	181.58	NA	241.52	59.94	39.96	NA	NA	39.96	NA	NA
	11/11/2020	24/06/2021	07/06/2022	58	313.07	313.07	NA	412.00	98.93	65.95	NA	NA	65.95	NA	NA
	07/12/2020	24/06/2021	07/06/2022	57	310.49	310.49	NA	404.90	94.41	62.94	NA	NA	62.94	NA	NA
	11/01/2021	24/06/2021	07/06/2022	42	238.67	238.67	NA	298.35	59.68	39.79	NA	NA	39.79	NA	NA
	06/08/2021	06/08/2021	07/06/2022	97	670.24	670.24	NA	689.04	18.80	NA	NA	18.80	18.80	NA	NA
	10/01/2022	10/01/2022	07/06/2022	67	445.10	445.10	NA	475.94	30.84	NA	NA	30.84	30.84	NA	NA
	16/03/2022	16/03/2022	07/06/2022	78	543.93	543.93	NA	554.07	10.14	NA	NA	10.14	10.14	NA	NA
EDV totals				769	4,887.77	4,887.77	NA	5,343.89	541.54	310.81	NA	75.33	386.14	-85.42	NA
ENDESA ORD															
ELE.MCE	20/09/2019	20/09/2019	03/12/2021	14	541.14	541.14	NA	435.52	-	NA	NA	NA	NA	-105.62	NA
	18/09/2019	18/09/2019	07/06/2022	64	2,446.36	2,446.36	NA	1,961.66	-	NA	NA	NA	NA	-484.70	NA
	20/09/2019	20/09/2019	07/06/2022	38	1,468.81	1,468.81	NA	1,164.73	-	NA	NA	NA	NA	-304.08	NA
	16/03/2022	16/03/2022	07/06/2022	19	540.46	540.46	NA	582.37	41.91	NA	NA	41.91	41.91	NA	NA
ELE.MCE totals				135	4,996.77	4,996.77	NA	4,144.28	41.91	NA	NA	41.91	41.91	-894.40	NA
ENGIE ORD															
ENGI.PAR	20/09/2019	20/09/2019	03/12/2021	8	189.37	189.37	NA	165.24	-	NA	NA	NA	NA	-24.13	NA
	27/09/2019	27/09/2019	03/12/2021	6	143.54	143.54	NA	123.93	-	NA	NA	NA	NA	-19.61	NA
	18/09/2019	18/09/2019	07/06/2022	61	1,402.26	1,402.26	NA	1,131.38	-	NA	NA	NA	NA	-270.88	NA
	20/09/2019	20/09/2019	07/06/2022	56	1,325.57	1,325.57	NA	1,038.65	-	NA	NA	NA	NA	-286.92	NA
	16/03/2022	16/03/2022	07/06/2022	21	380.30	380.30	NA	389.49	9.19	NA	NA	9.19	9.19	NA	NA
ENGI.PAR totals				152	3,441.04	3,441.04	NA	2,848.69	9.19	NA	NA	9.19	9.19	-601.54	NA
EXPEDIA ORD															
EXPE.NSM	06/08/2021	06/08/2021	13/10/2021	5	1,014.45	1,014.45	NA	1,130.56	116.11	NA	NA	116.11	116.11	NA	NA
	25/11/2020	25/11/2020	04/11/2021	2	335.51	335.51	NA	431.80	96.29	NA	NA	96.29	96.29	NA	NA

Woodhill Super Fund (SMA00365912)

Realised CGT

01 Jul 2021 to 30 Jun 2022

Disposals of CGT assets continued

Asset	Tax date	Purchase date	Sale date	Sale quantity	Actual cost \$	Adjusted cost ^(a) \$	Indexed cost \$	Sale proceeds \$	Gross gain \$	Capital gain using the different calculation methods				CGT gain ^(c) \$	CGT loss \$	CGT exempt gain/loss \$
										Discounted gain ^(b) \$	Indexed gain \$	Other gain \$				
	25/11/2020	25/11/2020	30/11/2021	3	503.27	503.27	NA	674.48	171.21	114.14	NA	NA	114.14	NA	NA	
	10/01/2022	10/01/2022	24/01/2022	2	497.17	497.17	NA	460.46	-	NA	NA	NA	NA	-36.71	NA	
	10/01/2022	10/01/2022	16/03/2022	9	2,237.29	2,237.29	NA	2,342.86	105.57	NA	NA	105.57	105.57	NA	NA	
	25/11/2020	25/11/2020	07/06/2022	43	7,213.56	7,213.56	NA	7,784.96	571.40	380.93	NA	NA	380.93	NA	NA	
	10/01/2022	10/01/2022	07/06/2022	31	7,706.20	7,706.20	NA	5,612.42	-	NA	NA	NA	NA	-2,093.78	NA	
EXPE.NSM totals				95	19,507.45	19,507.45	NA	18,437.54	1,060.58	495.07	NA	317.97	813.04	-2,130.49	NA	
META PLATFORMS CL A ORD																
FB.NSM	08/06/2021	08/06/2021	13/10/2021	6	2,600.70	2,600.70	NA	2,629.11	28.41	NA	NA	28.41	28.41	NA	NA	
	16/06/2021	16/06/2021	13/10/2021	2	879.58	879.58	NA	876.37	-	NA	NA	NA	NA	-3.21	NA	
	21/06/2021	21/06/2021	13/10/2021	8	3,538.77	3,538.77	NA	3,505.48	-	NA	NA	NA	NA	-33.29	NA	
	08/06/2021	08/06/2021	30/11/2021	3	1,300.35	1,300.35	NA	1,371.96	71.61	NA	NA	71.61	71.61	NA	NA	
	26/05/2021	26/05/2021	24/01/2022	1	426.46	426.46	NA	415.33	-	NA	NA	NA	NA	-11.13	NA	
	08/06/2021	08/06/2021	24/01/2022	7	3,034.14	3,034.14	NA	2,907.34	-	NA	NA	NA	NA	-126.80	NA	
	27/09/2019	27/09/2019	07/06/2022	5	1,314.86	1,314.86	NA	1,341.73	26.87	17.91	NA	NA	17.91	NA	NA	
	06/11/2020	06/11/2020	07/06/2022	11	4,443.97	4,443.97	NA	2,951.78	-	NA	NA	NA	NA	-1,492.19	NA	
	11/11/2020	11/11/2020	07/06/2022	4	1,523.19	1,523.19	NA	1,073.38	-	NA	NA	NA	NA	-449.81	NA	
	26/05/2021	26/05/2021	07/06/2022	1	426.46	426.46	NA	268.34	-	NA	NA	NA	NA	-158.12	NA	
	07/02/2022	07/02/2022	07/06/2022	15	4,835.55	4,835.55	NA	4,025.16	-	NA	NA	NA	NA	-810.39	NA	
	16/03/2022	16/03/2022	07/06/2022	6	1,639.22	1,639.22	NA	1,610.06	-	NA	NA	NA	NA	-29.16	NA	
FB.NSM totals				69	25,963.25	25,963.25	NA	22,976.04	126.89	17.91	NA	100.02	117.93	-3,114.10	NA	
FLIGHT CENTRE TRAVEL GROUP LIMITED FPO																
FLT	25/11/2020	25/11/2020	06/08/2021	157	2,769.25	2,769.25	NA	2,376.90	-	NA	NA	NA	NA	-392.35	NA	
	07/12/2020	07/12/2020	06/08/2021	58	1,046.44	1,046.44	NA	878.09	-	NA	NA	NA	NA	-168.35	NA	
	25/11/2020	25/11/2020	18/08/2021	246	4,339.09	4,339.09	NA	3,470.83	-	NA	NA	NA	NA	-868.26	NA	
	25/11/2020	25/11/2020	04/11/2021	23	405.69	405.69	NA	459.06	53.37	NA	NA	53.37	53.37	NA	NA	
	25/11/2020	25/11/2020	30/11/2021	26	458.60	458.60	NA	462.17	3.57	2.38	NA	NA	2.38	NA	NA	
	25/11/2020	25/11/2020	24/01/2022	44	776.10	776.10	NA	728.27	-	NA	NA	NA	NA	-47.83	NA	
	25/11/2020	25/11/2020	16/03/2022	242	4,268.53	4,268.53	NA	4,633.23	364.70	243.13	NA	NA	243.13	NA	NA	
	11/01/2021	11/01/2021	16/03/2022	166	2,550.05	2,550.05	NA	3,178.17	628.12	418.75	NA	NA	418.75	NA	NA	
FLT totals				962	16,613.75	16,613.75	NA	16,186.72	1,049.76	664.26	NA	53.37	717.63	-1,476.79	NA	
FLEETCOR TECHNOLOGIES ORD																
FLT.NYS	26/05/2021	26/05/2021	04/11/2021	1	352.42	352.42	NA	325.60	-	NA	NA	NA	NA	-26.82	NA	
	26/05/2021	26/05/2021	24/01/2022	4	1,409.70	1,409.70	NA	1,239.86	-	NA	NA	NA	NA	-169.84	NA	
	26/05/2021	26/05/2021	07/06/2022	10	3,524.24	3,524.24	NA	3,388.56	-	NA	NA	NA	NA	-135.68	NA	

Woodhill Super Fund (SMA00365912)

Realised CGT

01 Jul 2021 to 30 Jun 2022

Disposals of CGT assets continued

Asset	Tax date	Purchase date	Sale date	Sale quantity	Actual cost \$	Adjusted cost (a) \$	Indexed cost \$	Sale proceeds \$	Gross gain \$	Capital gain using the different calculation methods				CGT gain (c) \$	CGT loss \$	CGT exempt gain/loss \$
										Discounted gain (b) \$	Indexed gain \$	Other gain \$				
FLT.NYS totals				15	5,286.36	5,286.36	NA	4,954.02	-	NA	NA	NA	NA	-332.34	NA	
ASSICURAZIONI GENERALI ORD																
G.MIL	04/11/2021	04/11/2021	24/01/2022	44	1,318.33	1,318.33	NA	1,238.07	-	NA	NA	NA	NA	-80.26	NA	
	04/11/2021	04/11/2021	16/03/2022	19	569.28	569.28	NA	528.52	-	NA	NA	NA	NA	-40.76	NA	
	04/11/2021	04/11/2021	07/06/2022	61	1,827.68	1,827.68	NA	1,517.25	-	NA	NA	NA	NA	-310.43	NA	
	10/01/2022	10/01/2022	07/06/2022	46	1,352.84	1,352.84	NA	1,144.16	-	NA	NA	NA	NA	-208.68	NA	
	07/02/2022	07/02/2022	07/06/2022	24	705.39	705.39	NA	596.95	-	NA	NA	NA	NA	-108.44	NA	
G.MIL totals				194	5,773.52	5,773.52	NA	5,024.95	-	NA	NA	NA	NA	-748.57	NA	
ALPHABET CL C ORD																
GOOG.NSM	21/06/2021	21/06/2021	18/08/2021	1	3,370.55	3,370.55	NA	3,803.86	433.31	NA	NA	433.31	433.31	NA	NA	
	21/06/2021	21/06/2021	30/11/2021	1	3,370.55	3,370.55	NA	4,008.31	637.76	NA	NA	637.76	637.76	NA	NA	
	06/11/2020	06/11/2020	07/06/2022	4	9,733.33	9,733.33	NA	12,880.56	3,147.23	2,098.15	NA	NA	2,098.15	NA	NA	
	08/06/2021	08/06/2021	07/06/2022	2	6,435.44	6,435.44	NA	6,440.28	4.84	NA	NA	4.84	4.84	NA	NA	
GOOG.NSM totals				8	22,909.87	22,909.87	NA	27,133.01	4,223.14	2,098.15	NA	1,075.91	3,174.06	NA	NA	
AUSTRALIAN GOVERNMENT TREASURY BONDS TREASURY BOND 1.00% 21-11-31 SEMI																
GSBU31	15/10/2021	15/10/2021	30/11/2021	24	2,285.07	2,285.07	NA	2,249.93	-	NA	NA	NA	NA	-35.14	NA	
	14/10/2021	14/10/2021	07/02/2022	1	94.89	94.89	NA	91.46	-	NA	NA	NA	NA	-3.43	NA	
	15/10/2021	15/10/2021	07/02/2022	6	571.27	571.27	NA	548.77	-	NA	NA	NA	NA	-22.50	NA	
	13/10/2021	13/10/2021	07/06/2022	64	6,047.07	6,047.07	NA	5,118.43	-	NA	NA	NA	NA	-928.64	NA	
	14/10/2021	14/10/2021	07/06/2022	47	4,459.85	4,459.85	NA	3,758.84	-	NA	NA	NA	NA	-701.01	NA	
	29/10/2021	29/10/2021	07/06/2022	58	5,382.95	5,382.95	NA	4,638.57	-	NA	NA	NA	NA	-744.38	NA	
	01/11/2021	01/11/2021	07/06/2022	241	22,251.54	22,251.54	NA	19,274.08	-	NA	NA	NA	NA	-2,977.46	NA	
	16/03/2022	16/03/2022	07/06/2022	14	1,232.06	1,232.06	NA	1,119.66	-	NA	NA	NA	NA	-112.40	NA	
GSBU31 totals				455	42,324.70	42,324.70	NA	36,799.74	-	NA	NA	NA	NA	-5,524.96	NA	
INTEL ORD																
INTC.NSM	06/11/2020	06/11/2020	18/08/2021	2	125.15	125.15	NA	145.72	20.57	NA	NA	20.57	20.57	NA	NA	
	30/03/2021	30/03/2021	18/08/2021	36	3,023.26	3,023.26	NA	2,622.88	-	NA	NA	NA	NA	-400.38	NA	
	06/11/2020	06/11/2020	04/11/2021	8	500.62	500.62	NA	541.11	40.49	NA	NA	40.49	40.49	NA	NA	
	06/11/2020	06/11/2020	24/01/2022	9	563.19	563.19	NA	639.77	76.58	51.05	NA	NA	51.05	NA	NA	
	06/11/2020	06/11/2020	16/03/2022	25	1,564.42	1,564.42	NA	1,567.76	3.34	2.23	NA	NA	2.23	NA	NA	
INTC.NSM totals				80	5,776.64	5,776.64	NA	5,517.24	140.98	53.28	NA	61.06	114.34	-400.38	NA	
INTERTEK GROUP ORD																
ITRK.LSE	11/11/2020	11/11/2020	04/11/2021	6	670.38	670.38	NA	554.88	-	NA	NA	NA	NA	-115.50	NA	

Woodhill Super Fund (SMA00365912)

Realised CGT

01 Jul 2021 to 30 Jun 2022

Disposals of CGT assets continued

Asset	Tax date	Purchase date	Sale date	Sale quantity	Actual cost \$	Adjusted cost ^(a) \$	Indexed cost \$	Sale proceeds \$	Gross gain \$	Capital gain using the different calculation methods				CGT gain ^(c) \$	CGT loss \$	CGT exempt gain/loss \$
										Discounted gain ^(b) \$	Indexed gain \$	Other gain \$				
	11/11/2020	11/11/2020	24/01/2022	7	782.12	782.12	NA	696.46	-	NA	NA	NA	NA	-85.66	NA	
	17/12/2019	17/12/2019	07/06/2022	18	1,997.39	1,997.39	NA	1,432.92	-	NA	NA	NA	NA	-564.47	NA	
	11/11/2020	11/11/2020	07/06/2022	3	335.19	335.19	NA	238.82	-	NA	NA	NA	NA	-96.37	NA	
ITRK.LSE totals				34	3,785.08	3,785.08	NA	2,923.08	-	NA	NA	NA	NA	-862.00	NA	
ILLINOIS TOOL ORD																
ITW.NYS	30/03/2021	30/03/2021	01/12/2021	2	593.67	593.67	NA	659.23	65.56	NA	NA	65.56	65.56	NA	NA	
	30/03/2021	30/03/2021	24/01/2022	4	1,187.34	1,187.34	NA	1,308.59	121.25	NA	NA	121.25	121.25	NA	NA	
	30/03/2021	30/03/2021	07/02/2022	2	593.67	593.67	NA	630.84	37.17	NA	NA	37.17	37.17	NA	NA	
	20/09/2019	20/09/2019	07/06/2022	3	691.29	691.29	NA	861.87	170.58	113.72	NA	NA	113.72	NA	NA	
	27/09/2019	27/09/2019	07/06/2022	6	1,374.85	1,374.85	NA	1,723.72	348.87	232.58	NA	NA	232.58	NA	NA	
	30/03/2021	30/03/2021	07/06/2022	3	890.50	890.50	NA	861.87	-	NA	NA	NA	NA	-28.63	NA	
	16/03/2022	16/03/2022	07/06/2022	3	863.16	863.16	NA	861.87	-	NA	NA	NA	NA	-1.29	NA	
ITW.NYS totals				23	6,194.48	6,194.48	NA	6,907.99	743.43	346.30	NA	223.98	570.28	-29.92	NA	
JOHNSON & JOHNSON ORD																
JNJ.NYS	18/09/2019	18/09/2019	04/11/2021	3	574.62	574.62	NA	664.86	90.24	60.16	NA	NA	60.16	NA	NA	
	27/09/2019	27/09/2019	04/11/2021	5	952.33	952.33	NA	1,108.11	155.78	103.85	NA	NA	103.85	NA	NA	
	06/11/2020	06/11/2020	01/12/2021	2	392.57	392.57	NA	442.56	49.99	33.33	NA	NA	33.33	NA	NA	
	06/11/2020	06/11/2020	24/01/2022	5	981.43	981.43	NA	1,124.17	142.74	95.16	NA	NA	95.16	NA	NA	
	06/11/2020	06/11/2020	07/02/2022	2	392.57	392.57	NA	477.61	85.04	56.69	NA	NA	56.69	NA	NA	
	27/09/2019	27/09/2019	07/06/2022	4	761.87	761.87	NA	979.49	217.62	145.08	NA	NA	145.08	NA	NA	
	06/11/2020	06/11/2020	07/06/2022	12	2,355.42	2,355.42	NA	2,938.47	583.05	388.70	NA	NA	388.70	NA	NA	
	16/03/2022	16/03/2022	07/06/2022	3	715.06	715.06	NA	734.62	19.56	NA	NA	19.56	19.56	NA	NA	
JNJ.NYS totals				36	7,125.87	7,125.87	NA	8,469.89	1,344.02	882.97	NA	19.56	902.53	NA	NA	
JPMORGAN CHASE & CO COM STK USD1																
JPM.NYS	18/02/2021	18/02/2021	18/08/2021	12	2,234.99	2,234.99	NA	2,605.57	370.58	NA	NA	370.58	370.58	NA	NA	
	18/02/2021	18/02/2021	30/11/2021	2	372.50	372.50	NA	441.63	69.13	NA	NA	69.13	69.13	NA	NA	
	10/01/2022	10/01/2022	24/01/2022	8	1,864.02	1,864.02	NA	1,581.82	-	NA	NA	NA	NA	-282.20	NA	
	10/01/2022	10/01/2022	07/02/2022	3	699.00	699.00	NA	638.43	-	NA	NA	NA	NA	-60.57	NA	
	18/02/2021	18/02/2021	16/03/2022	3	558.75	558.75	NA	559.53	0.78	0.52	NA	NA	0.52	NA	NA	
	10/01/2022	10/01/2022	16/03/2022	10	2,330.02	2,330.02	NA	1,865.11	-	NA	NA	NA	NA	-464.91	NA	
	18/02/2021	18/02/2021	07/06/2022	19	3,538.72	3,538.72	NA	3,388.66	-	NA	NA	NA	NA	-150.06	NA	
JPM.NYS totals				57	11,598.00	11,598.00	NA	11,080.75	440.49	0.52	NA	439.71	440.23	-957.74	NA	
KIMBERLY CLARK ORD																

Woodhill Super Fund (SMA00365912)

Realised CGT

01 Jul 2021 to 30 Jun 2022

Disposals of CGT assets continued

Asset	Tax date	Purchase date	Sale date	Sale quantity	Actual cost \$	Adjusted cost ^(a) \$	Indexed cost \$	Sale proceeds \$	Gross gain \$	Capital gain using the different calculation methods				CGT gain ^(c) \$	CGT loss \$	CGT exempt gain/loss \$
										Discounted gain ^(b) \$	Indexed gain \$	Other gain \$				
KMB.NYS	18/09/2019	18/09/2019	06/08/2021	10	1,958.20	1,958.20	NA	1,808.71	-	NA	NA	NA	NA	-149.49	NA	
	20/09/2019	20/09/2019	06/08/2021	2	399.03	399.03	NA	361.74	-	NA	NA	NA	NA	-37.29	NA	
	11/11/2020	11/11/2020	06/08/2021	10	1,891.41	1,891.41	NA	1,808.71	-	NA	NA	NA	NA	-82.70	NA	
	11/11/2020	11/11/2020	18/08/2021	19	3,593.68	3,593.68	NA	3,612.47	18.79	NA	NA	18.79	18.79	NA	NA	
KMB.NYS totals				41	7,842.32	7,842.32	NA	7,591.63	18.79	NA	NA	18.79	18.79	-269.48	NA	
L3HARRIS TECHNOLOGIES ORD																
LHX.NYS	10/01/2022	10/01/2022	07/06/2022	10	3,112.73	3,112.73	NA	3,351.27	238.54	NA	NA	238.54	238.54	NA	NA	
LHX.NYS totals				10	3,112.73	3,112.73	NA	3,351.27	238.54	NA	NA	238.54	238.54	NA	NA	
SOUTHWEST AIRLINES ORD																
LUV.NYS	25/11/2020	25/11/2020	13/10/2021	31	2,027.19	2,027.19	NA	2,140.06	112.87	NA	NA	112.87	112.87	NA	NA	
	30/03/2021	30/03/2021	13/10/2021	11	900.18	900.18	NA	759.38	-	NA	NA	NA	NA	-140.80	NA	
	25/11/2020	25/11/2020	30/11/2021	9	588.54	588.54	NA	549.82	-	NA	NA	NA	NA	-38.72	NA	
	25/11/2020	25/11/2020	16/03/2022	46	3,008.08	3,008.08	NA	2,666.80	-	NA	NA	NA	NA	-341.28	NA	
	25/11/2020	25/11/2020	07/06/2022	60	3,923.59	3,923.59	NA	3,680.54	-	NA	NA	NA	NA	-243.05	NA	
LUV.NYS totals				157	10,447.58	10,447.58	NA	9,796.60	112.87	NA	NA	112.87	112.87	-763.85	NA	
MAGELLAN FINANCIAL GROUP LIMITED FPO																
MFG	26/06/2020	26/06/2020	06/08/2021	22	1,264.86	1,264.86	NA	1,102.58	-	NA	NA	NA	NA	-162.28	NA	
	07/12/2020	07/12/2020	06/08/2021	31	1,788.96	1,788.96	NA	1,553.63	-	NA	NA	NA	NA	-235.33	NA	
	08/06/2021	08/06/2021	06/08/2021	11	555.47	555.47	NA	551.29	-	NA	NA	NA	NA	-4.18	NA	
	21/06/2021	21/06/2021	06/08/2021	81	4,127.34	4,127.34	NA	4,059.49	-	NA	NA	NA	NA	-67.85	NA	
	08/06/2021	08/06/2021	18/08/2021	59	2,979.34	2,979.34	NA	2,687.24	-	NA	NA	NA	NA	-292.10	NA	
	08/06/2021	08/06/2021	30/11/2021	11	555.47	555.47	NA	367.55	-	NA	NA	NA	NA	-187.92	NA	
	08/06/2021	08/06/2021	07/02/2022	99	4,999.24	4,999.24	NA	1,632.10	-	NA	NA	NA	NA	-3,367.14	NA	
MFG totals				314	16,270.68	16,270.68	NA	11,953.88	-	NA	NA	NA	NA	-4,316.80	NA	
MICHELIN ORD																
ML.PAR	16/03/2022	16/03/2022	07/06/2022	17	3,153.97	3,153.97	NA	3,074.11	-	NA	NA	NA	NA	-79.86	NA	
ML.PAR totals				17	3,153.97	3,153.97	NA	3,074.11	-	NA	NA	NA	NA	-79.86	NA	
3M ORD																
MMM.NYS	03/02/2020	03/02/2020	30/11/2021	2	473.21	473.21	NA	479.10	5.89	3.93	NA	NA	3.93	NA	NA	
	10/01/2022	10/01/2022	24/01/2022	5	1,243.90	1,243.90	NA	1,190.26	-	NA	NA	NA	NA	-53.64	NA	
	03/02/2020	03/02/2020	07/06/2022	8	1,892.85	1,892.85	NA	1,610.82	-	NA	NA	NA	NA	-282.03	NA	
	11/11/2020	11/11/2020	07/06/2022	7	1,637.41	1,637.41	NA	1,409.47	-	NA	NA	NA	NA	-227.94	NA	
	10/01/2022	10/01/2022	07/06/2022	2	497.56	497.56	NA	402.71	-	NA	NA	NA	NA	-94.85	NA	

Woodhill Super Fund (SMA00365912)

Realised CGT

01 Jul 2021 to 30 Jun 2022

Disposals of CGT assets continued

Asset	Tax date	Purchase date	Sale date	Sale quantity	Actual cost \$	Adjusted cost ^(a) \$	Indexed cost \$	Sale proceeds \$	Gross gain \$	Capital gain using the different calculation methods				CGT gain ^(c) \$	CGT loss \$	CGT exempt gain/loss \$
										Discounted gain ^(b) \$	Indexed gain \$	Other gain \$				
MMM.NYS totals				24	5,744.93	5,744.93	NA	5,092.36	5.89	3.93	NA	NA	3.93	-658.46	NA	
MONCLER ORD																
MONC.MIL	26/06/2020	26/06/2020	06/08/2021	17	973.31	973.31	NA	1,592.16	618.85	412.57	NA	NA	412.57	NA	NA	
	18/08/2021	18/08/2021	01/12/2021	4	385.76	385.76	NA	411.44	25.68	NA	NA	25.68	25.68	NA	NA	
	18/08/2021	18/08/2021	24/01/2022	5	482.20	482.20	NA	441.58	-	NA	NA	NA	NA	-40.62	NA	
	26/06/2020	26/06/2020	07/06/2022	4	229.01	229.01	NA	269.21	40.20	26.80	NA	NA	26.80	NA	NA	
	24/11/2020	24/11/2020	07/06/2022	11	754.85	754.85	NA	740.32	-	NA	NA	NA	NA	-14.53	NA	
	18/08/2021	18/08/2021	07/06/2022	6	578.63	578.63	NA	403.81	-	NA	NA	NA	NA	-174.82	NA	
MONC.MIL totals				47	3,403.76	3,403.76	NA	3,858.52	684.73	439.37	NA	25.68	465.05	-229.97	NA	
MERCCK & CO ORD																
MRK.NYS	18/09/2019	18/09/2019	13/10/2021	7	804.69	804.69	NA	745.55	-	NA	NA	NA	NA	-59.14	NA	
	27/09/2019	27/09/2019	13/10/2021	2	231.57	231.57	NA	213.02	-	NA	NA	NA	NA	-18.55	NA	
	18/09/2019	18/09/2019	24/01/2022	13	1,494.42	1,494.42	NA	1,411.77	-	NA	NA	NA	NA	-82.65	NA	
	18/09/2019	18/09/2019	07/02/2022	4	459.82	459.82	NA	435.31	-	NA	NA	NA	NA	-24.51	NA	
	18/09/2019	18/09/2019	07/06/2022	5	574.77	574.77	NA	621.53	46.76	31.17	NA	NA	31.17	NA	NA	
	11/11/2020	11/11/2020	07/06/2022	26	2,745.76	2,745.76	NA	3,231.94	486.18	324.12	NA	NA	324.12	NA	NA	
	16/03/2022	16/03/2022	07/06/2022	5	537.81	537.81	NA	621.52	83.71	NA	NA	83.71	83.71	NA	NA	
MRK.NYS totals				62	6,848.84	6,848.84	NA	7,280.64	616.65	355.29	NA	83.71	439.00	-184.85	NA	
MICROSOFT ORD																
MSFT.NSM	08/06/2021	08/06/2021	13/10/2021	3	986.32	986.32	NA	1,193.99	207.67	NA	NA	207.67	207.67	NA	NA	
	16/06/2021	16/06/2021	13/10/2021	7	2,378.78	2,378.78	NA	2,785.98	407.20	NA	NA	407.20	407.20	NA	NA	
	06/11/2020	06/11/2020	30/11/2021	3	920.37	920.37	NA	1,388.13	467.76	311.84	NA	NA	311.84	NA	NA	
	06/11/2020	06/11/2020	24/01/2022	15	4,601.86	4,601.86	NA	6,041.06	1,439.20	959.47	NA	NA	959.47	NA	NA	
	08/06/2021	08/06/2021	07/02/2022	3	986.32	986.32	NA	1,273.22	286.90	NA	NA	286.90	286.90	NA	NA	
	18/09/2019	18/09/2019	07/06/2022	20	4,051.92	4,051.92	NA	7,478.34	3,426.42	2,284.28	NA	NA	2,284.28	NA	NA	
	27/09/2019	27/09/2019	07/06/2022	4	817.74	817.74	NA	1,495.67	677.93	451.95	NA	NA	451.95	NA	NA	
	08/06/2021	08/06/2021	07/06/2022	18	5,917.90	5,917.90	NA	6,730.52	812.62	NA	NA	812.62	812.62	NA	NA	
	16/03/2022	16/03/2022	07/06/2022	6	2,384.48	2,384.48	NA	2,243.51	-	NA	NA	NA	NA	-140.97	NA	
MSFT.NSM totals				79	23,045.69	23,045.69	NA	30,630.42	7,725.70	4,007.54	NA	1,714.39	5,721.93	-140.97	NA	
NATIONAL AUSTRALIA BANK LIMITED FPO																
NAB	08/06/2021	08/06/2021	18/08/2021	47	1,258.63	1,258.63	NA	1,298.75	40.12	NA	NA	40.12	40.12	NA	NA	
	08/06/2021	08/06/2021	04/11/2021	10	267.79	267.79	NA	285.02	17.23	NA	NA	17.23	17.23	NA	NA	
	08/06/2021	08/06/2021	30/11/2021	12	321.35	321.35	NA	327.99	6.64	NA	NA	6.64	6.64	NA	NA	

Woodhill Super Fund (SMA00365912)

Realised CGT

01 Jul 2021 to 30 Jun 2022

Disposals of CGT assets continued

Asset	Tax date	Purchase date	Sale date	Sale quantity	Actual cost \$	Adjusted cost ^(a) \$	Indexed cost \$	Sale proceeds \$	Gross gain \$	Capital gain using the different calculation methods				CGT gain ^(c) \$	CGT loss \$	CGT exempt gain/loss \$
										Discounted gain ^(b) \$	Indexed gain \$	Other gain \$				
	10/01/2022	10/01/2022	07/02/2022	39	1,145.94	1,145.94	NA	1,071.67	-	NA	NA	NA	NA	-74.27	NA	
	08/06/2021	08/06/2021	07/06/2022	207	5,543.36	5,543.36	NA	6,252.52	709.16	NA	NA	709.16	709.16	NA	NA	
	16/03/2022	16/03/2022	07/06/2022	26	800.27	800.27	NA	785.34	-	NA	NA	NA	NA	-14.93	NA	
NAB totals				341	9,337.34	9,337.34	NA	10,021.29	773.15	NA	NA	773.15	773.15	-89.20	NA	
NEWMONT GOLDCORP ORD																
NEM.NYS	03/02/2020	03/02/2020	18/08/2021	15	1,016.58	1,016.58	NA	1,190.15	173.57	115.71	NA	NA	115.71	NA	NA	
	03/02/2020	03/02/2020	24/01/2022	9	609.95	609.95	NA	776.54	166.59	111.06	NA	NA	111.06	NA	NA	
	03/02/2020	03/02/2020	16/03/2022	6	406.63	406.63	NA	588.94	182.31	121.54	NA	NA	121.54	NA	NA	
	03/02/2020	03/02/2020	07/06/2022	14	948.80	948.80	NA	1,310.50	361.70	241.13	NA	NA	241.13	NA	NA	
NEM.NYS totals				44	2,981.96	2,981.96	NA	3,866.13	884.17	589.44	NA	NA	589.44	NA	NA	
NOVO NORDISK B ORD																
NOVO B.CPH	27/09/2019	27/09/2019	18/08/2021	6	463.66	463.66	NA	867.55	403.89	269.26	NA	NA	269.26	NA	NA	
	27/09/2019	27/09/2019	04/11/2021	2	154.55	154.55	NA	308.08	153.53	102.35	NA	NA	102.35	NA	NA	
	11/11/2020	11/11/2020	10/01/2022	3	280.15	280.15	NA	415.29	135.14	90.09	NA	NA	90.09	NA	NA	
	11/11/2020	11/11/2020	24/01/2022	16	1,494.16	1,494.16	NA	2,077.37	583.21	388.81	NA	NA	388.81	NA	NA	
	27/09/2019	27/09/2019	07/02/2022	5	386.39	386.39	NA	700.40	314.01	209.34	NA	NA	209.34	NA	NA	
	11/11/2020	11/11/2020	07/02/2022	1	93.39	93.39	NA	140.08	46.69	31.13	NA	NA	31.13	NA	NA	
	18/09/2019	18/09/2019	07/06/2022	40	2,994.11	2,994.11	NA	6,320.89	3,326.78	2,217.85	NA	NA	2,217.85	NA	NA	
	27/09/2019	27/09/2019	07/06/2022	3	231.83	231.83	NA	474.07	242.24	161.49	NA	NA	161.49	NA	NA	
	16/03/2022	16/03/2022	07/06/2022	8	1,161.49	1,161.49	NA	1,264.18	102.69	NA	NA	102.69	102.69	NA	NA	
NOVO B.CPH totals				84	7,259.73	7,259.73	NA	12,567.91	5,308.18	3,470.32	NA	102.69	3,573.01	NA	NA	
NORTHERN STAR RESOURCES LTD FPO																
NST	10/07/2020	10/07/2020	18/08/2021	93	1,369.20	1,369.20	NA	890.57	-	NA	NA	NA	NA	-478.63	NA	
	10/07/2020	10/07/2020	30/11/2021	43	633.07	633.07	NA	406.79	-	NA	NA	NA	NA	-226.28	NA	
	10/07/2020	10/07/2020	16/03/2022	6	88.34	88.34	NA	63.21	-	NA	NA	NA	NA	-25.13	NA	
	07/12/2020	07/12/2020	16/03/2022	189	2,427.98	2,427.98	NA	1,991.09	-	NA	NA	NA	NA	-436.89	NA	
	11/01/2021	11/01/2021	16/03/2022	128	1,631.76	1,631.76	NA	1,348.47	-	NA	NA	NA	NA	-283.29	NA	
	11/01/2021	11/01/2021	07/06/2022	73	930.62	930.62	NA	621.67	-	NA	NA	NA	NA	-308.95	NA	
	07/02/2022	07/02/2022	07/06/2022	606	5,106.00	5,106.00	NA	5,160.72	54.72	NA	NA	54.72	54.72	NA	NA	
NST totals				1,138	12,186.97	12,186.97	NA	10,482.52	54.72	NA	NA	54.72	54.72	-1,759.17	NA	
NETAPP ORD																
NTAP.NSM	30/03/2021	30/03/2021	04/11/2021	6	568.17	568.17	NA	736.50	168.33	NA	NA	168.33	168.33	NA	NA	
	30/03/2021	30/03/2021	30/11/2021	3	284.09	284.09	NA	375.55	91.46	NA	NA	91.46	91.46	NA	NA	

Woodhill Super Fund (SMA00365912)

Realised CGT

01 Jul 2021 to 30 Jun 2022

Disposals of CGT assets continued

Asset	Tax date	Purchase date	Sale date	Sale quantity	Actual cost \$	Adjusted cost ^(a) \$	Indexed cost \$	Sale proceeds \$	Gross gain \$	Capital gain using the different calculation methods				CGT gain ^(c) \$	CGT loss \$	CGT exempt gain/loss \$
										Discounted gain ^(b) \$	Indexed gain \$	Other gain \$				
	30/03/2021	30/03/2021	24/01/2022	14	1,325.73	1,325.73	NA	1,646.32	320.59	NA	NA	320.59	320.59	NA	NA	
	30/03/2021	30/03/2021	07/02/2022	5	473.48	473.48	NA	610.39	136.91	NA	NA	136.91	136.91	NA	NA	
	06/11/2020	06/11/2020	07/06/2022	35	2,266.64	2,266.64	NA	3,425.87	1,159.23	772.82	NA	NA	772.82	NA	NA	
	30/03/2021	30/03/2021	07/06/2022	2	189.39	189.39	NA	195.76	6.37	4.25	NA	NA	4.25	NA	NA	
NTAP.NSM totals				65	5,107.50	5,107.50	NA	6,990.39	1,882.89	777.07	NA	717.29	1,494.36	NA	NA	
OREILLY AUTOMOTIVE ORD																
ORLY.NSM	18/03/2021	18/03/2021	24/01/2022	2	1,251.59	1,251.59	NA	1,795.85	544.26	NA	NA	544.26	544.26	NA	NA	
	18/03/2021	18/03/2021	07/06/2022	5	3,128.96	3,128.96	NA	4,366.79	1,237.83	825.22	NA	NA	825.22	NA	NA	
ORLY.NSM totals				7	4,380.55	4,380.55	NA	6,162.64	1,782.09	825.22	NA	544.26	1,369.48	NA	NA	
PAYCHEX ORD																
PAYX.NSM	25/11/2020	25/11/2020	04/11/2021	3	380.48	380.48	NA	501.37	120.89	NA	NA	120.89	120.89	NA	NA	
	30/03/2021	30/03/2021	04/11/2021	36	4,715.73	4,715.73	NA	6,016.43	1,300.70	NA	NA	1,300.70	1,300.70	NA	NA	
	25/11/2020	25/11/2020	30/11/2021	2	253.65	253.65	NA	336.78	83.13	55.42	NA	NA	55.42	NA	NA	
	10/01/2022	10/01/2022	24/01/2022	10	1,765.25	1,765.25	NA	1,638.04	-	NA	NA	NA	NA	-127.21	NA	
	10/01/2022	10/01/2022	07/02/2022	3	529.58	529.58	NA	502.30	-	NA	NA	NA	NA	-27.28	NA	
	25/11/2020	25/11/2020	07/06/2022	31	3,931.58	3,931.58	NA	5,378.55	1,446.97	964.65	NA	NA	964.65	NA	NA	
	16/03/2022	16/03/2022	07/06/2022	4	676.93	676.93	NA	694.01	17.08	NA	NA	17.08	17.08	NA	NA	
PAYX.NSM totals				89	12,253.20	12,253.20	NA	15,067.48	2,968.77	1,020.07	NA	1,438.67	2,458.74	-154.49	NA	
PUBLIC STORAGE REIT ORD																
PSA.NYS	11/11/2020	11/11/2020	10/01/2022	1	325.20	325.20	NA	496.07	170.87	113.91	NA	NA	113.91	NA	NA	
	06/11/2020	06/11/2020	07/06/2022	5	1,600.90	1,600.90	NA	2,236.92	636.02	424.01	NA	NA	424.01	NA	NA	
	11/11/2020	11/11/2020	07/06/2022	3	975.58	975.58	NA	1,342.15	366.57	244.38	NA	NA	244.38	NA	NA	
	26/05/2021	26/05/2021	07/06/2022	4	1,454.11	1,454.11	NA	1,789.54	335.43	223.62	NA	NA	223.62	NA	NA	
PSA.NYS totals				13	4,355.79	4,355.79	NA	5,864.68	1,508.89	1,005.92	NA	NA	1,005.92	NA	NA	
QANTAS AIRWAYS LIMITED FPO																
QAN	25/11/2020	25/11/2020	06/08/2021	206	1,172.61	1,172.61	NA	934.20	-	NA	NA	NA	NA	-238.41	NA	
	25/11/2020	25/11/2020	18/08/2021	274	1,559.69	1,559.69	NA	1,206.24	-	NA	NA	NA	NA	-353.45	NA	
	25/11/2020	25/11/2020	13/10/2021	797	4,536.75	4,536.75	NA	4,406.80	-	NA	NA	NA	NA	-129.95	NA	
	25/11/2020	25/11/2020	30/11/2021	85	483.84	483.84	NA	427.34	-	NA	NA	NA	NA	-56.50	NA	
	25/11/2020	25/11/2020	07/06/2022	217	1,235.23	1,235.23	NA	1,158.59	-	NA	NA	NA	NA	-76.64	NA	
	07/12/2020	07/12/2020	07/06/2022	477	2,597.30	2,597.30	NA	2,546.75	-	NA	NA	NA	NA	-50.55	NA	
	04/01/2021	04/01/2021	07/06/2022	272	1,328.30	1,328.30	NA	1,452.24	123.94	82.63	NA	NA	82.63	NA	NA	
	11/01/2021	11/01/2021	07/06/2022	496	2,439.45	2,439.45	NA	2,648.19	208.74	139.16	NA	NA	139.16	NA	NA	

Woodhill Super Fund (SMA00365912)

Realised CGT

01 Jul 2021 to 30 Jun 2022

Disposals of CGT assets continued

Asset	Tax date	Purchase date	Sale date	Sale quantity	Actual cost \$	Adjusted cost ^(a) \$	Indexed cost \$	Sale proceeds \$	Gross gain \$	Capital gain using the different calculation methods				CGT gain ^(c) \$	CGT loss \$	CGT exempt gain/loss \$
										Discounted gain ^(b) \$	Indexed gain \$	Other gain \$				
	16/03/2022	16/03/2022	07/06/2022	263	1,335.85	1,335.85	NA	1,404.18	68.33	NA	NA	68.33	68.33	NA	NA	
QAN totals				3,087	16,689.02	16,689.02	NA	16,184.53	401.01	221.79	NA	68.33	290.12	-905.50	NA	
ROYAL DUTCH SHELL B ORD																
RDSB.LSE	03/03/2021	03/03/2021	09/07/2021	108	2,780.16	2,780.16	NA	2,845.61	65.45	NA	NA	65.45	65.45	NA	NA	
	03/03/2021	03/03/2021	06/08/2021	47	1,209.88	1,209.88	NA	1,294.64	84.76	NA	NA	84.76	84.76	NA	NA	
	03/03/2021	03/03/2021	04/11/2021	46	1,184.14	1,184.14	NA	1,385.35	201.21	NA	NA	201.21	201.21	NA	NA	
	06/10/2021	06/10/2021	04/11/2021	218	6,875.98	6,875.98	NA	6,565.33	-	NA	NA	NA	NA	-310.65	NA	
RDSB.LSE totals				419	12,050.16	12,050.16	NA	12,090.93	351.42	NA	NA	351.42	351.42	-310.65	NA	
RECORDATI INDUSTRIA CHIM. FARMA. ORD																
REC.MIL	06/11/2020	06/11/2020	18/08/2021	20	1,520.70	1,520.70	NA	1,838.79	318.09	NA	NA	318.09	318.09	NA	NA	
	11/11/2020	11/11/2020	18/08/2021	1	74.39	74.39	NA	91.94	17.55	NA	NA	17.55	17.55	NA	NA	
	11/11/2020	11/11/2020	10/01/2022	4	297.56	297.56	NA	338.54	40.98	27.32	NA	NA	27.32	NA	NA	
	20/09/2019	20/09/2019	24/01/2022	2	129.90	129.90	NA	160.25	30.35	20.23	NA	NA	20.23	NA	NA	
	27/09/2019	27/09/2019	24/01/2022	1	63.92	63.92	NA	80.13	16.21	10.81	NA	NA	10.81	NA	NA	
	11/11/2020	11/11/2020	24/01/2022	6	446.34	446.34	NA	480.76	34.42	22.95	NA	NA	22.95	NA	NA	
	27/09/2019	27/09/2019	07/02/2022	4	255.69	255.69	NA	297.89	42.20	28.13	NA	NA	28.13	NA	NA	
	18/09/2019	18/09/2019	07/06/2022	19	1,207.56	1,207.56	NA	1,098.90	-	NA	NA	NA	NA	-108.66	NA	
	27/09/2019	27/09/2019	07/06/2022	10	639.21	639.21	NA	578.37	-	NA	NA	NA	NA	-60.84	NA	
REC.MIL totals				67	4,635.27	4,635.27	NA	4,965.57	499.80	109.44	NA	335.64	445.08	-169.50	NA	
ROBERT HALF ORD																
RHI.NYS	25/11/2020	25/11/2020	18/08/2021	17	1,527.96	1,527.96	NA	2,412.49	884.53	NA	NA	884.53	884.53	NA	NA	
	25/11/2020	25/11/2020	04/11/2021	3	269.64	269.64	NA	482.49	212.85	NA	NA	212.85	212.85	NA	NA	
	25/11/2020	25/11/2020	01/12/2021	3	269.64	269.64	NA	465.05	195.41	130.27	NA	NA	130.27	NA	NA	
	25/11/2020	25/11/2020	10/01/2022	2	179.76	179.76	NA	300.53	120.77	80.51	NA	NA	80.51	NA	NA	
	25/11/2020	25/11/2020	24/01/2022	9	808.92	808.92	NA	1,354.11	545.19	363.46	NA	NA	363.46	NA	NA	
	25/11/2020	25/11/2020	07/02/2022	3	269.64	269.64	NA	495.63	225.99	150.66	NA	NA	150.66	NA	NA	
	25/11/2020	25/11/2020	07/06/2022	36	3,235.66	3,235.66	NA	4,532.63	1,296.97	864.65	NA	NA	864.65	NA	NA	
	16/03/2022	16/03/2022	07/06/2022	5	788.59	788.59	NA	629.53	-	NA	NA	NA	NA	-159.06	NA	
RHI.NYS totals				78	7,349.81	7,349.81	NA	10,672.46	3,481.71	1,589.55	NA	1,097.38	2,686.93	-159.06	NA	
ROCHE HOLDING PAR																
ROG.SWX	11/11/2020	11/11/2020	13/10/2021	2	942.56	942.56	NA	1,041.36	98.80	NA	NA	98.80	98.80	NA	NA	
	11/11/2020	11/11/2020	04/11/2021	2	942.55	942.55	NA	1,106.17	163.62	NA	NA	163.62	163.62	NA	NA	
	20/09/2019	20/09/2019	24/01/2022	1	426.19	426.19	NA	532.21	106.02	70.68	NA	NA	70.68	NA	NA	

Woodhill Super Fund (SMA00365912)

Realised CGT

01 Jul 2021 to 30 Jun 2022

Disposals of CGT assets continued

Asset	Tax date	Purchase date	Sale date	Sale quantity	Actual cost \$	Adjusted cost ^(a) \$	Indexed cost \$	Sale proceeds \$	Gross gain \$	Capital gain using the different calculation methods				CGT gain ^(c) \$	CGT loss \$	CGT exempt gain/loss \$
										Discounted gain ^(b) \$	Indexed gain \$	Other gain \$				
	11/11/2020	11/11/2020	24/01/2022	1	471.28	471.28	NA	532.22	60.94	40.63	NA	NA	40.63	NA	NA	
	20/09/2019	20/09/2019	07/02/2022	1	426.19	426.19	NA	518.35	92.16	61.44	NA	NA	61.44	NA	NA	
	18/09/2019	18/09/2019	07/06/2022	5	2,075.42	2,075.42	NA	2,254.85	179.43	119.62	NA	NA	119.62	NA	NA	
	20/09/2019	20/09/2019	07/06/2022	2	852.39	852.39	NA	901.94	49.55	33.03	NA	NA	33.03	NA	NA	
ROG.SWX totals				14	6,136.58	6,136.58	NA	6,887.10	750.52	325.40	NA	262.42	587.82	NA	NA	
SANOFI AVENTIS ORD																
SAN.PAR	18/08/2021	18/08/2021	30/11/2021	3	437.85	437.85	NA	397.26	-	NA	NA	NA	NA	-40.59	NA	
	18/08/2021	18/08/2021	24/01/2022	8	1,167.60	1,167.60	NA	1,129.41	-	NA	NA	NA	NA	-38.19	NA	
	18/08/2021	18/08/2021	07/02/2022	3	437.85	437.85	NA	439.51	1.66	NA	NA	1.66	1.66	NA	NA	
	20/09/2019	20/09/2019	07/06/2022	20	2,716.07	2,716.07	NA	2,950.19	234.12	156.08	NA	NA	156.08	NA	NA	
	18/08/2021	18/08/2021	07/06/2022	4	583.80	583.80	NA	590.04	6.24	NA	NA	6.24	6.24	NA	NA	
	16/03/2022	16/03/2022	07/06/2022	4	575.15	575.15	NA	590.04	14.89	NA	NA	14.89	14.89	NA	NA	
SAN.PAR totals				42	5,918.32	5,918.32	NA	6,096.45	256.91	156.08	NA	22.79	178.87	-78.78	NA	
SONIC HEALTHCARE LIMITED FPO																
SHL	20/09/2019	20/09/2019	06/08/2021	21	593.60	593.60	NA	849.57	255.97	170.65	NA	NA	170.65	NA	NA	
	25/11/2020	25/11/2020	06/08/2021	3	98.63	98.63	NA	121.37	22.74	NA	NA	22.74	22.74	NA	NA	
	20/09/2019	20/09/2019	18/08/2021	25	706.67	706.67	NA	1,049.02	342.35	228.23	NA	NA	228.23	NA	NA	
	20/09/2019	20/09/2019	04/11/2021	11	310.93	310.93	NA	450.19	139.26	92.84	NA	NA	92.84	NA	NA	
	20/09/2019	20/09/2019	30/11/2021	12	339.20	339.20	NA	511.75	172.55	115.03	NA	NA	115.03	NA	NA	
	10/01/2022	10/01/2022	24/01/2022	24	1,066.68	1,066.68	NA	934.75	-	NA	NA	NA	NA	-131.93	NA	
	07/12/2020	07/12/2020	07/02/2022	19	606.52	606.52	NA	721.20	114.68	76.45	NA	NA	76.45	NA	NA	
	10/01/2022	10/01/2022	07/02/2022	17	755.57	755.57	NA	645.29	-	NA	NA	NA	NA	-110.28	NA	
	18/09/2019	18/09/2019	07/06/2022	74	2,073.96	2,073.96	NA	2,517.86	443.90	295.93	NA	NA	295.93	NA	NA	
	20/09/2019	20/09/2019	07/06/2022	8	226.13	226.13	NA	272.20	46.07	30.71	NA	NA	30.71	NA	NA	
	27/09/2019	27/09/2019	07/06/2022	59	1,660.50	1,660.50	NA	2,007.49	346.99	231.33	NA	NA	231.33	NA	NA	
	07/12/2020	07/12/2020	07/06/2022	50	1,596.09	1,596.09	NA	1,701.26	105.17	70.11	NA	NA	70.11	NA	NA	
	16/03/2022	16/03/2022	07/06/2022	35	1,204.77	1,204.77	NA	1,190.88	-	NA	NA	NA	NA	-13.89	NA	
SHL totals				358	11,239.25	11,239.25	NA	12,972.83	1,989.68	1,311.28	NA	22.74	1,334.02	-256.10	NA	
JM SMUCKER ORD																
SJM.NYS	07/06/2021	07/06/2021	04/11/2021	2	358.54	358.54	NA	334.99	-	NA	NA	NA	NA	-23.55	NA	
	07/06/2021	07/06/2021	30/11/2021	2	358.55	358.55	NA	353.94	-	NA	NA	NA	NA	-4.61	NA	
	11/11/2020	11/11/2020	24/01/2022	6	986.13	986.13	NA	1,183.73	197.60	131.73	NA	NA	131.73	NA	NA	
	07/06/2021	07/06/2021	24/01/2022	1	179.27	179.27	NA	197.29	18.02	NA	NA	18.02	18.02	NA	NA	
	11/11/2020	11/11/2020	07/02/2022	4	657.42	657.42	NA	765.11	107.69	71.79	NA	NA	71.79	NA	NA	

Woodhill Super Fund (SMA00365912)

Realised CGT

01 Jul 2021 to 30 Jun 2022

Disposals of CGT assets continued

Asset	Tax date	Purchase date	Sale date	Sale quantity	Actual cost \$	Adjusted cost ^(a) \$	Indexed cost \$	Sale proceeds \$	Gross gain \$	Capital gain using the different calculation methods			CGT gain ^(c) \$	CGT loss \$	CGT exempt gain/loss \$
										Discounted gain ^(b) \$	Indexed gain \$	Other gain \$			
	18/09/2019	18/09/2019	07/06/2022	2	321.27	321.27	NA	357.16	35.89	23.93	NA	NA	23.93	NA	NA
	20/09/2019	20/09/2019	07/06/2022	9	1,434.18	1,434.18	NA	1,607.25	173.07	115.38	NA	NA	115.38	NA	NA
	06/11/2020	06/11/2020	07/06/2022	15	2,414.18	2,414.18	NA	2,678.73	264.55	176.37	NA	NA	176.37	NA	NA
	11/11/2020	11/11/2020	07/06/2022	1	164.36	164.36	NA	178.58	14.22	9.48	NA	NA	9.48	NA	NA
	16/03/2022	16/03/2022	07/06/2022	5	881.22	881.22	NA	892.91	11.69	NA	NA	11.69	11.69	NA	NA
SJM.NYS totals				47	7,755.12	7,755.12	NA	8,549.69	822.73	528.68	NA	29.71	558.39	-28.16	NA
SCHNEIDER ELECTRIC SA ORD															
SU.PAR	04/11/2021	04/11/2021	24/01/2022	5	1,207.78	1,207.78	NA	1,197.36	-	NA	NA	NA	NA	-10.42	NA
	04/11/2021	04/11/2021	07/06/2022	18	4,348.00	4,348.00	NA	3,454.11	-	NA	NA	NA	NA	-893.89	NA
SU.PAR totals				23	5,555.78	5,555.78	NA	4,651.47	-	NA	NA	NA	NA	-904.31	NA
SYDNEY AIRPORT FULLY PAID STAPLED SECURITIES - SAL															
SYD_SAL	25/11/2020	25/11/2020	06/08/2021	359	2,193.88	2,193.88	NA	2,500.76	306.88	NA	NA	306.88	306.88	NA	NA
	25/11/2020	25/11/2020	18/08/2021	403	2,462.77	2,462.77	NA	2,846.67	383.90	NA	NA	383.90	383.90	NA	NA
	25/11/2020	25/11/2020	30/11/2021	20	122.22	122.22	NA	151.26	29.04	19.36	NA	NA	19.36	NA	NA
	07/12/2020	07/12/2020	30/11/2021	49	294.73	294.73	NA	370.59	75.86	NA	NA	75.86	75.86	NA	NA
	07/12/2020	07/12/2020	24/01/2022	63	378.93	378.93	NA	494.18	115.25	76.83	NA	NA	76.83	NA	NA
	07/12/2020	07/12/2020	09/03/2022	128	769.90	769.90	NA	975.63	205.73	137.15	NA	NA	137.15	NA	NA
	04/01/2021	04/01/2021	09/03/2022	189	1,083.66	1,083.66	NA	1,440.58	356.92	237.95	NA	NA	237.95	NA	NA
	11/01/2021	11/01/2021	09/03/2022	259	1,454.64	1,454.64	NA	1,974.13	519.49	346.33	NA	NA	346.33	NA	NA
SYD_SAL totals				1,470	8,760.73	8,760.73	NA	10,753.80	1,993.07	817.62	NA	766.64	1,584.26	NA	NA
SYDNEY AIRPORT FULLY PAID STAPLED SECURITIES - SAT 1															
SYD_SAT1	25/11/2020	25/11/2020	06/08/2021	359	250.83	265.99	NA	251.86	-	NA	NA	NA	NA	-14.13	NA
	25/11/2020	25/11/2020	18/08/2021	403	281.57	298.59	NA	286.70	-	NA	NA	NA	NA	-11.89	NA
	25/11/2020	25/11/2020	30/11/2021	20	13.97	14.81	NA	15.23	0.42	0.28	NA	NA	0.28	NA	NA
	07/12/2020	07/12/2020	30/11/2021	49	33.70	35.77	NA	37.33	1.56	NA	NA	1.56	1.56	NA	NA
	07/12/2020	07/12/2020	24/01/2022	63	43.32	51.94	NA	49.77	-	NA	NA	NA	NA	-2.17	NA
	07/12/2020	07/12/2020	09/03/2022	128	88.02	107.66	NA	144.37	36.71	24.47	NA	NA	24.47	NA	NA
	04/01/2021	04/01/2021	09/03/2022	189	123.90	144.92	NA	213.17	68.25	45.50	NA	NA	45.50	NA	NA
	11/01/2021	11/01/2021	09/03/2022	259	166.31	195.11	NA	292.12	97.01	64.67	NA	NA	64.67	NA	NA
SYD_SAT1 totals				1,470	1,001.62	1,114.79	NA	1,290.55	203.95	134.92	NA	1.56	136.48	-28.19	NA
TRANSURBAN GROUP ORDINARY SHARES/UNITS FULLY PAID TRIPLE STAPLED - THL															
TCL_THL	25/11/2020	25/11/2020	06/08/2021	106	431.18	431.18	NA	433.77	2.59	NA	NA	2.59	2.59	NA	NA
	25/11/2020	25/11/2020	18/08/2021	96	390.50	390.50	NA	379.18	-	NA	NA	NA	NA	-11.32	NA

Woodhill Super Fund (SMA00365912)

Realised CGT

01 Jul 2021 to 30 Jun 2022

Disposals of CGT assets continued

Asset	Tax date	Purchase date	Sale date	Sale quantity	Actual cost \$	Adjusted cost ^(a) \$	Indexed cost \$	Sale proceeds \$	Gross gain \$	Capital gain using the different calculation methods				CGT gain ^(c) \$	CGT loss \$	CGT exempt gain/loss \$
										Discounted gain ^(b) \$	Indexed gain \$	Other gain \$				
	25/11/2020	25/11/2020	04/11/2021	32	130.17	130.17	NA	125.12	-	NA	NA	NA	NA	-5.05	NA	
	25/11/2020	25/11/2020	30/11/2021	36	146.43	146.43	NA	142.24	-	NA	NA	NA	NA	-4.19	NA	
	25/11/2020	25/11/2020	07/02/2022	18	73.22	73.22	NA	66.14	-	NA	NA	NA	NA	-7.08	NA	
	07/12/2020	07/12/2020	07/02/2022	66	257.62	257.62	NA	242.53	-	NA	NA	NA	NA	-15.09	NA	
	18/09/2019	18/09/2019	07/06/2022	90	200.51	200.51	NA	363.64	163.13	108.75	NA	NA	108.75	NA	NA	
	20/09/2019	20/09/2019	07/06/2022	95	216.10	216.10	NA	383.82	167.72	111.81	NA	NA	111.81	NA	NA	
	27/09/2019	27/09/2019	07/06/2022	72	162.51	162.51	NA	290.89	128.38	85.59	NA	NA	85.59	NA	NA	
	07/12/2020	07/12/2020	07/06/2022	118	460.60	460.60	NA	476.74	16.14	10.76	NA	NA	10.76	NA	NA	
	11/01/2021	11/01/2021	07/06/2022	167	630.00	630.00	NA	674.71	44.71	29.81	NA	NA	29.81	NA	NA	
	10/01/2022	10/01/2022	07/06/2022	122	471.54	471.54	NA	492.90	21.36	NA	NA	21.36	21.36	NA	NA	
	16/03/2022	16/03/2022	07/06/2022	120	447.09	447.09	NA	484.82	37.73	NA	NA	37.73	37.73	NA	NA	
TCL_THL totals				1,138	4,017.47	4,017.47	NA	4,556.50	581.76	346.72	NA	61.68	408.40	-42.73	NA	
TRANSURBAN GROUP ORDINARY SHARES/UNITS FULLY PAID TRIPLE STAPLED - THT																
TCL_THT	18/09/2019	18/09/2019	06/08/2021	62	739.40	719.25	NA	548.98	-	NA	NA	NA	NA	-170.27	NA	
	11/11/2020	11/11/2020	06/08/2021	44	435.13	428.30	NA	389.60	-	NA	NA	NA	NA	-38.70	NA	
	11/11/2020	11/11/2020	18/08/2021	96	949.38	934.48	NA	820.45	-	NA	NA	NA	NA	-114.03	NA	
	11/11/2020	11/11/2020	04/11/2021	32	316.46	311.49	NA	270.73	-	NA	NA	NA	NA	-40.76	NA	
	11/11/2020	11/11/2020	30/11/2021	16	158.23	155.75	NA	136.79	-	NA	NA	NA	NA	-18.96	NA	
	25/11/2020	25/11/2020	30/11/2021	20	184.76	181.66	NA	170.99	-	NA	NA	NA	NA	-10.67	NA	
	25/11/2020	25/11/2020	07/02/2022	84	775.99	759.12	NA	667.89	-	NA	NA	NA	NA	-91.23	NA	
	25/11/2020	25/11/2020	07/06/2022	191	1,764.46	1,726.10	NA	1,669.73	-	NA	NA	NA	NA	-56.37	NA	
	07/12/2020	07/12/2020	07/06/2022	184	1,631.13	1,594.18	NA	1,608.54	14.36	9.57	NA	NA	9.57	NA	NA	
	11/01/2021	11/01/2021	07/06/2022	167	1,363.17	1,343.39	NA	1,459.92	116.53	77.69	NA	NA	77.69	NA	NA	
	10/01/2022	10/01/2022	07/06/2022	122	1,020.30	1,020.30	NA	1,066.53	46.23	NA	NA	46.23	46.23	NA	NA	
	16/03/2022	16/03/2022	07/06/2022	120	967.39	967.39	NA	1,049.04	81.65	NA	NA	81.65	81.65	NA	NA	
TCL_THT totals				1,138	10,305.80	10,141.41	NA	9,859.19	258.77	87.26	NA	127.88	215.14	-540.99	NA	
TRANSURBAN GROUP ORDINARY SHARES/UNITS FULLY PAID TRIPLE STAPLED - TIL																
TCL_TIL	25/11/2020	25/11/2020	06/08/2021	106	129.51	129.51	NA	139.05	9.54	NA	NA	9.54	9.54	NA	NA	
	25/11/2020	25/11/2020	18/08/2021	96	117.29	117.29	NA	121.55	4.26	NA	NA	4.26	4.26	NA	NA	
	25/11/2020	25/11/2020	04/11/2021	32	39.10	39.10	NA	40.11	1.01	NA	NA	1.01	1.01	NA	NA	
	25/11/2020	25/11/2020	30/11/2021	36	43.98	43.98	NA	45.60	1.62	1.08	NA	NA	1.08	NA	NA	
	10/01/2022	10/01/2022	07/02/2022	84	104.08	104.08	NA	98.95	-	NA	NA	NA	NA	-5.13	NA	
	18/09/2019	18/09/2019	07/06/2022	90	36.69	36.69	NA	116.57	79.88	53.25	NA	NA	53.25	NA	NA	
	20/09/2019	20/09/2019	07/06/2022	95	39.55	39.55	NA	123.04	83.49	55.66	NA	NA	55.66	NA	NA	

Woodhill Super Fund (SMA00365912)

Realised CGT

01 Jul 2021 to 30 Jun 2022

Disposals of CGT assets continued

Asset	Tax date	Purchase date	Sale date	Sale quantity	Actual cost \$	Adjusted cost ^(a) \$	Indexed cost \$	Sale proceeds \$	Gross gain \$	Capital gain using the different calculation methods				CGT gain ^(c) \$	CGT loss \$	CGT exempt gain/loss \$
										Discounted gain ^(b) \$	Indexed gain \$	Other gain \$				
	27/09/2019	27/09/2019	07/06/2022	72	29.74	29.74	NA	93.25	63.51	42.34	NA	NA	42.34	NA	NA	
	25/11/2020	25/11/2020	07/06/2022	18	21.99	21.99	NA	23.31	1.32	0.88	NA	NA	0.88	NA	NA	
	07/12/2020	07/12/2020	07/06/2022	184	215.72	215.72	NA	238.30	22.58	15.05	NA	NA	15.05	NA	NA	
	11/01/2021	11/01/2021	07/06/2022	167	201.95	201.95	NA	216.28	14.33	9.55	NA	NA	9.55	NA	NA	
	10/01/2022	10/01/2022	07/06/2022	38	47.08	47.08	NA	49.21	2.13	NA	NA	2.13	2.13	NA	NA	
	16/03/2022	16/03/2022	07/06/2022	120	143.32	143.32	NA	155.41	12.09	NA	NA	12.09	12.09	NA	NA	
TCL_TIL totals				1,138	1,170.00	1,170.00	NA	1,460.63	295.76	177.81	NA	29.03	206.84	-5.13	NA	
TRANSURBAN GROUP RIGHTS - APPLICATIONS CLOSE 08-OCT-2021 DEFERRED																
TCLR	11/11/2020	23/09/2021	12/10/2021	5	-	-	NA	1.50	1.50	NA	NA	1.50	1.50	NA	NA	
	25/11/2020	23/09/2021	12/10/2021	33	-	-	NA	9.90	9.90	NA	NA	9.90	9.90	NA	NA	
	07/12/2020	23/09/2021	12/10/2021	20	-	-	NA	6.00	6.00	NA	NA	6.00	6.00	NA	NA	
	11/01/2021	23/09/2021	12/10/2021	19	-	-	NA	5.70	5.70	NA	NA	5.70	5.70	NA	NA	
TCLR totals				77	-	-	NA	23.10	23.10	NA	NA	23.10	23.10	NA	NA	
TELENOR ORD																
TEL.OSL	03/02/2020	03/02/2020	04/11/2021	17	454.99	454.99	NA	356.23	-	NA	NA	NA	NA	-98.76	NA	
	03/02/2020	03/02/2020	01/12/2021	17	454.99	454.99	NA	349.92	-	NA	NA	NA	NA	-105.07	NA	
	03/02/2020	03/02/2020	24/01/2022	22	588.82	588.82	NA	485.41	-	NA	NA	NA	NA	-103.41	NA	
	11/11/2020	11/11/2020	24/01/2022	51	1,188.73	1,188.73	NA	1,125.26	-	NA	NA	NA	NA	-63.47	NA	
	06/11/2020	06/11/2020	07/06/2022	108	2,479.57	2,479.57	NA	2,014.25	-	NA	NA	NA	NA	-465.32	NA	
	11/11/2020	11/11/2020	07/06/2022	38	885.72	885.72	NA	708.72	-	NA	NA	NA	NA	-177.00	NA	
	08/06/2021	08/06/2021	07/06/2022	83	1,861.18	1,861.18	NA	1,547.99	-	NA	NA	NA	NA	-313.19	NA	
TEL.OSL totals				336	7,914.00	7,914.00	NA	6,587.78	-	NA	NA	NA	NA	-1,326.22	NA	
TREASURY WINE ESTATES LIMITED FPO																
TWE	15/10/2020	15/10/2020	18/08/2021	346	3,239.47	3,239.47	NA	4,398.16	1,158.69	NA	NA	1,158.69	1,158.69	NA	NA	
	15/10/2020	15/10/2020	04/11/2021	32	299.61	299.61	NA	370.96	71.35	47.57	NA	NA	47.57	NA	NA	
	15/10/2020	15/10/2020	30/11/2021	35	327.69	327.69	NA	425.66	97.97	65.31	NA	NA	65.31	NA	NA	
	15/10/2020	15/10/2020	24/01/2022	38	355.78	355.78	NA	420.41	64.63	43.09	NA	NA	43.09	NA	NA	
	07/12/2020	07/12/2020	24/01/2022	84	769.82	769.82	NA	929.32	159.50	106.33	NA	NA	106.33	NA	NA	
	07/12/2020	07/12/2020	07/02/2022	55	504.05	504.05	NA	592.18	88.13	58.75	NA	NA	58.75	NA	NA	
	29/10/2020	29/10/2020	07/06/2022	330	2,999.34	2,999.34	NA	3,771.39	772.05	514.70	NA	NA	514.70	NA	NA	
	07/12/2020	07/12/2020	07/06/2022	110	1,008.09	1,008.09	NA	1,257.13	249.04	166.03	NA	NA	166.03	NA	NA	
	16/03/2022	16/03/2022	07/06/2022	79	910.41	910.41	NA	902.85	-	NA	NA	NA	NA	-7.56	NA	
TWE totals				1,109	10,414.26	10,414.26	NA	13,068.06	2,661.36	1,001.78	NA	1,158.69	2,160.47	-7.56	NA	

Woodhill Super Fund (SMA00365912)

Realised CGT

01 Jul 2021 to 30 Jun 2022

Disposals of CGT assets continued

Asset	Tax date	Purchase date	Sale date	Sale quantity	Actual cost \$	Adjusted cost ^(a) \$	Indexed cost \$	Sale proceeds \$	Gross gain \$	Capital gain using the different calculation methods				CGT gain ^(c) \$	CGT loss \$	CGT exempt gain/loss \$
										Discounted gain ^(b) \$	Indexed gain \$	Other gain \$				
UNILEVER ORD																
ULVR.LSE	20/09/2019	20/09/2019	04/11/2021	4	360.96	360.96	NA	281.69	-	NA	NA	NA	NA	-79.27	NA	
	20/09/2019	20/09/2019	30/11/2021	1	90.24	90.24	NA	71.28	-	NA	NA	NA	NA	-18.96	NA	
	27/09/2019	27/09/2019	30/11/2021	5	450.02	450.02	NA	356.37	-	NA	NA	NA	NA	-93.65	NA	
	27/09/2019	27/09/2019	24/01/2022	7	630.02	630.02	NA	512.97	-	NA	NA	NA	NA	-117.05	NA	
	11/11/2020	11/11/2020	24/01/2022	13	1,129.73	1,129.73	NA	952.67	-	NA	NA	NA	NA	-177.06	NA	
	11/11/2020	11/11/2020	07/02/2022	9	782.12	782.12	NA	651.67	-	NA	NA	NA	NA	-130.45	NA	
	06/11/2020	06/11/2020	07/06/2022	27	2,304.73	2,304.73	NA	1,738.91	-	NA	NA	NA	NA	-565.82	NA	
	11/11/2020	11/11/2020	07/06/2022	20	1,738.05	1,738.05	NA	1,288.08	-	NA	NA	NA	NA	-449.97	NA	
	30/03/2021	30/03/2021	07/06/2022	27	2,008.89	2,008.89	NA	1,738.91	-	NA	NA	NA	NA	-269.98	NA	
	16/03/2022	16/03/2022	07/06/2022	10	621.87	621.87	NA	644.05	22.18	NA	NA	22.18	22.18	NA	NA	
ULVR.LSE totals				123	10,116.63	10,116.63	NA	8,236.60	22.18	NA	NA	22.18	22.18	-1,902.21	NA	
BETASHARES U.S. DOLLAR ETF																
USD	20/04/2021	20/04/2021	12/10/2021	1,561	19,320.56	19,320.56	NA	20,335.45	1,014.89	NA	NA	1,014.89	1,014.89	NA	NA	
	08/06/2021	08/06/2021	12/10/2021	203	2,517.00	2,517.00	NA	2,644.52	127.52	NA	NA	127.52	127.52	NA	NA	
	21/06/2021	21/06/2021	12/10/2021	820	10,504.76	10,504.76	NA	10,682.30	177.54	NA	NA	177.54	177.54	NA	NA	
	25/10/2021	25/10/2021	30/11/2021	255	3,273.08	3,273.08	NA	3,420.26	147.18	NA	NA	147.18	147.18	NA	NA	
	25/10/2021	25/10/2021	12/01/2022	20	256.71	256.71	NA	265.04	8.33	NA	NA	8.33	8.33	NA	NA	
	20/04/2021	20/04/2021	07/03/2022	2,097	25,954.65	25,954.65	NA	27,060.87	1,106.22	NA	NA	1,106.22	1,106.22	NA	NA	
	25/10/2021	25/10/2021	07/03/2022	2,268	29,111.12	29,111.12	NA	29,267.55	156.43	NA	NA	156.43	156.43	NA	NA	
	07/02/2022	07/02/2022	07/03/2022	2,019	27,352.35	27,352.35	NA	26,054.32	-	NA	NA	NA	NA	-1,298.03	NA	
	15/03/2022	15/03/2022	07/06/2022	3,420	45,530.72	45,530.72	NA	45,596.96	66.24	NA	NA	66.24	66.24	NA	NA	
USD totals				12,663	163,820.95	163,820.95	NA	165,327.27	2,804.35	NA	NA	2,804.35	2,804.35	-1,298.03	NA	
VISA ORD CL A																
V.NYS	11/11/2020	11/11/2020	30/11/2021	2	588.52	588.52	NA	539.43	-	NA	NA	NA	NA	-49.09	NA	
	06/11/2020	06/11/2020	24/01/2022	2	547.68	547.68	NA	556.39	8.71	5.81	NA	NA	5.81	NA	NA	
	11/11/2020	11/11/2020	24/01/2022	5	1,471.30	1,471.30	NA	1,390.97	-	NA	NA	NA	NA	-80.33	NA	
	06/11/2020	06/11/2020	07/02/2022	2	547.68	547.68	NA	637.37	89.69	59.79	NA	NA	59.79	NA	NA	
	06/11/2020	06/11/2020	07/06/2022	19	5,202.91	5,202.91	NA	5,593.69	390.78	260.52	NA	NA	260.52	NA	NA	
	16/03/2022	16/03/2022	07/06/2022	4	1,155.46	1,155.46	NA	1,177.62	22.16	NA	NA	22.16	22.16	NA	NA	
V.NYS totals				34	9,513.55	9,513.55	NA	9,895.47	511.34	326.12	NA	22.16	348.28	-129.42	NA	
WESTPAC BANKING CORPORATION FPO																
WBC	25/11/2020	25/11/2020	06/08/2021	67	1,404.42	1,404.42	NA	1,676.20	271.78	NA	NA	271.78	271.78	NA	NA	
	26/06/2020	26/06/2020	18/08/2021	193	3,463.12	3,463.12	NA	4,985.64	1,522.52	1,015.01	NA	NA	1,015.01	NA	NA	

Woodhill Super Fund (SMA00365912)

Realised CGT

01 Jul 2021 to 30 Jun 2022

Disposals of CGT assets continued

Asset	Tax date	Purchase date	Sale date	Sale quantity	Actual cost \$	Adjusted cost ^(a) \$	Indexed cost \$	Sale proceeds \$	Gross gain \$	Capital gain using the different calculation methods			CGT gain ^(c) \$	CGT loss \$	CGT exempt gain/loss \$
										Discounted gain ^(b) \$	Indexed gain \$	Other gain \$			
	25/11/2020	25/11/2020	18/08/2021	62	1,299.62	1,299.62	NA	1,601.60	301.98	NA	NA	301.98	301.98	NA	NA
	11/01/2021	11/01/2021	18/08/2021	82	1,664.53	1,664.53	NA	2,118.25	453.72	NA	NA	453.72	453.72	NA	NA
	11/01/2021	11/01/2021	13/10/2021	39	791.67	791.67	NA	986.38	194.71	NA	NA	194.71	194.71	NA	NA
	11/01/2021	11/01/2021	30/11/2021	44	893.16	893.16	NA	913.83	20.67	NA	NA	20.67	20.67	NA	NA
	11/01/2021	11/01/2021	24/01/2022	33	669.87	669.87	NA	687.00	17.13	11.42	NA	NA	11.42	NA	NA
	10/01/2022	10/01/2022	24/01/2022	149	3,252.79	3,252.79	NA	3,101.91	-	NA	NA	NA	NA	-150.88	NA
	07/12/2020	07/12/2020	07/02/2022	83	1,682.73	1,682.73	NA	1,785.10	102.37	68.25	NA	NA	68.25	NA	NA
	11/01/2021	11/01/2021	07/02/2022	35	710.47	710.47	NA	752.76	42.29	28.19	NA	NA	28.19	NA	NA
	07/12/2020	07/12/2020	16/03/2022	56	1,135.34	1,135.34	NA	1,322.13	186.79	124.53	NA	NA	124.53	NA	NA
	04/01/2021	04/01/2021	16/03/2022	68	1,334.68	1,334.68	NA	1,605.45	270.77	180.51	NA	NA	180.51	NA	NA
	04/01/2021	04/01/2021	07/06/2022	492	9,656.77	9,656.77	NA	11,561.11	1,904.34	1,269.56	NA	NA	1,269.56	NA	NA
WBC totals				1,403	27,959.17	27,959.17	NA	33,097.36	5,289.07	2,697.47	NA	1,242.86	3,940.33	-150.88	NA
WOODSIDE ENERGY GROUP LTD FPO															
WDS	04/01/2021	25/05/2022	07/06/2022	102	2,343.06	2,343.06	NA	3,358.15	1,015.09	676.73	NA	NA	676.73	NA	NA
	06/10/2021	25/05/2022	07/06/2022	53	1,329.19	1,329.19	NA	1,744.92	415.73	NA	NA	415.73	415.73	NA	NA
	10/01/2022	25/05/2022	07/06/2022	20	465.98	465.98	NA	658.46	192.48	NA	NA	192.48	192.48	NA	NA
	16/03/2022	25/05/2022	07/06/2022	31	965.53	965.53	NA	1,020.61	55.08	NA	NA	55.08	55.08	NA	NA
	01/06/2022	01/06/2022	07/06/2022	15	446.40	446.40	NA	493.85	47.45	NA	NA	47.45	47.45	NA	NA
WDS totals				221	5,550.16	5,550.16	NA	7,275.99	1,725.83	676.73	NA	710.74	1,387.47	NA	NA
WESFARMERS LIMITED FPO															
WES	04/01/2021	04/01/2021	18/08/2021	47	2,416.76	2,416.76	NA	3,052.32	635.56	NA	NA	635.56	635.56	NA	NA
	13/10/2021	13/10/2021	30/11/2021	17	889.19	889.19	NA	981.15	91.96	NA	NA	91.96	91.96	NA	NA
	13/10/2021	13/10/2021	24/01/2022	13	679.97	679.97	NA	690.12	10.15	NA	NA	10.15	10.15	NA	NA
	10/01/2022	10/01/2022	24/01/2022	56	3,204.70	3,204.70	NA	2,972.83	-	NA	NA	NA	NA	-231.87	NA
	04/01/2021	04/01/2021	07/02/2022	16	790.73	790.73	NA	849.02	58.29	38.86	NA	NA	38.86	NA	NA
	13/10/2021	13/10/2021	07/02/2022	28	1,464.54	1,464.54	NA	1,485.79	21.25	NA	NA	21.25	21.25	NA	NA
	26/06/2020	26/06/2020	07/06/2022	93	3,893.95	3,893.95	NA	4,265.28	371.33	247.55	NA	NA	247.55	NA	NA
	11/11/2020	11/11/2020	07/06/2022	39	1,772.68	1,772.68	NA	1,788.66	15.98	10.65	NA	NA	10.65	NA	NA
	25/11/2020	25/11/2020	07/06/2022	40	1,919.79	1,919.79	NA	1,834.53	-	NA	NA	NA	NA	-85.26	NA
	07/12/2020	07/12/2020	07/06/2022	42	1,991.05	1,991.05	NA	1,926.25	-	NA	NA	NA	NA	-64.80	NA
	04/01/2021	04/01/2021	07/06/2022	17	840.15	840.15	NA	779.67	-	NA	NA	NA	NA	-60.48	NA
	16/03/2022	16/03/2022	07/06/2022	41	2,065.10	2,065.10	NA	1,880.39	-	NA	NA	NA	NA	-184.71	NA
WES totals				449	21,928.61	21,928.61	NA	22,506.01	1,204.52	297.06	NA	758.92	1,055.98	-627.12	NA
WOOLWORTHS GROUP LIMITED FPO															

Woodhill Super Fund (SMA00365912)

Realised CGT

01 Jul 2021 to 30 Jun 2022

Disposals of CGT assets continued

Asset	Tax date	Purchase date	Sale date	Sale quantity	Actual cost \$	Adjusted cost ^(a) \$	Indexed cost \$	Sale proceeds \$	Gross gain \$	Capital gain using the different calculation methods				CGT gain ^(c) \$	CGT loss \$	CGT exempt gain/loss \$
										Discounted gain ^(b) \$	Indexed gain \$	Other gain \$				
WOW	27/09/2019	27/09/2019	06/08/2021	31	1,001.16	1,001.16	NA	1,239.05	237.89	158.59	NA	NA	158.59	NA	NA	
	11/11/2020	11/11/2020	30/11/2021	8	261.12	261.12	NA	324.51	63.39	42.26	NA	NA	42.26	NA	NA	
	10/01/2022	10/01/2022	24/01/2022	27	1,002.96	1,002.96	NA	945.49	-	NA	NA	NA	NA	-57.47	NA	
	18/09/2019	18/09/2019	07/06/2022	41	1,297.50	1,297.50	NA	1,402.81	105.31	70.21	NA	NA	70.21	NA	NA	
	20/09/2019	20/09/2019	07/06/2022	43	1,384.15	1,384.15	NA	1,471.25	87.10	58.07	NA	NA	58.07	NA	NA	
	27/09/2019	27/09/2019	07/06/2022	3	96.89	96.89	NA	102.65	5.76	3.84	NA	NA	3.84	NA	NA	
	11/11/2020	11/11/2020	07/06/2022	50	1,632.02	1,632.02	NA	1,710.76	78.74	52.49	NA	NA	52.49	NA	NA	
	07/12/2020	07/12/2020	07/06/2022	57	1,877.61	1,877.61	NA	1,950.26	72.65	48.43	NA	NA	48.43	NA	NA	
	11/01/2021	11/01/2021	07/06/2022	42	1,443.30	1,443.30	NA	1,437.03	-	NA	NA	NA	NA	-6.27	NA	
	10/01/2022	10/01/2022	07/06/2022	19	705.79	705.79	NA	650.09	-	NA	NA	NA	NA	-55.70	NA	
	16/03/2022	16/03/2022	07/06/2022	41	1,498.45	1,498.45	NA	1,402.82	-	NA	NA	NA	NA	-95.63	NA	
WOW totals				362	12,200.95	12,200.95	NA	12,636.72	650.84	433.89	NA	NA	433.89	-215.07	NA	
WOODSIDE PETROLEUM LTD FPO																
WPL	25/11/2020	25/11/2020	09/07/2021	12	281.09	281.09	NA	280.65	-	NA	NA	NA	NA	-0.44	NA	
	07/12/2020	07/12/2020	09/07/2021	71	1,647.73	1,647.73	NA	1,660.52	12.79	NA	NA	12.79	12.79	NA	NA	
	04/01/2021	04/01/2021	09/07/2021	38	872.91	872.91	NA	888.73	15.82	NA	NA	15.82	15.82	NA	NA	
	06/10/2021	06/10/2021	04/11/2021	210	5,266.62	5,266.62	NA	4,817.09	-	NA	NA	NA	NA	-449.53	NA	
WPL totals				331	8,068.35	8,068.35	NA	7,646.99	28.61	NA	NA	28.61	28.61	-449.97	NA	
WISETECH GLOBAL LIMITED FPO																
WTC	08/06/2021	08/06/2021	18/08/2021	2	61.76	61.76	NA	70.28	8.52	NA	NA	8.52	8.52	NA	NA	
	21/06/2021	21/06/2021	18/08/2021	30	961.34	961.34	NA	1,054.15	92.81	NA	NA	92.81	92.81	NA	NA	
	08/06/2021	08/06/2021	13/10/2021	44	1,358.78	1,358.78	NA	2,208.42	849.64	NA	NA	849.64	849.64	NA	NA	
	08/06/2021	08/06/2021	30/11/2021	8	247.05	247.05	NA	418.62	171.57	NA	NA	171.57	171.57	NA	NA	
	08/06/2021	08/06/2021	24/01/2022	6	185.29	185.29	NA	308.53	123.24	NA	NA	123.24	123.24	NA	NA	
	10/01/2022	10/01/2022	24/01/2022	28	1,517.94	1,517.94	NA	1,439.80	-	NA	NA	NA	NA	-78.14	NA	
	08/06/2021	08/06/2021	07/02/2022	23	710.27	710.27	NA	1,019.60	309.33	NA	NA	309.33	309.33	NA	NA	
	08/06/2021	08/06/2021	07/06/2022	116	3,582.26	3,582.26	NA	4,640.12	1,057.86	NA	NA	1,057.86	1,057.86	NA	NA	
	16/03/2022	16/03/2022	07/06/2022	21	1,026.14	1,026.14	NA	840.02	-	NA	NA	NA	NA	-186.12	NA	
WTC totals				278	9,650.83	9,650.83	NA	11,999.54	2,612.97	NA	NA	2,612.97	2,612.97	-264.26	NA	
WILLIS TOWERS WATSON ORD																
WTW.NSM	04/11/2021	10/01/2022	24/01/2022	3	946.64	946.64	NA	941.09	-	NA	NA	NA	NA	-5.55	NA	
	04/11/2021	10/01/2022	07/06/2022	12	3,786.56	3,786.56	NA	3,464.69	-	NA	NA	NA	NA	-321.87	NA	
WTW.NSM totals				15	4,733.20	4,733.20	NA	4,405.78	-	NA	NA	NA	NA	-327.42	NA	

Woodhill Super Fund (SMA00365912)

Realised CGT

01 Jul 2021 to 30 Jun 2022

Disposals of CGT assets continued

Asset	Tax date	Purchase date	Sale date	Sale quantity	Actual cost \$	Adjusted cost ^(a) \$	Indexed cost \$	Sale proceeds \$	Gross gain \$	Capital gain using the different calculation methods				CGT gain ^(c) \$	CGT loss \$	CGT exempt gain/loss \$
										Discounted gain ^(b) \$	Indexed gain \$	Other gain \$				
ZOETIS CL A ORD																
ZTS.NYS	18/08/2021	18/08/2021	30/11/2021	1	286.31	286.31	NA	308.62	22.31	NA	NA	22.31	22.31	NA	NA	
	18/08/2021	18/08/2021	24/01/2022	1	286.31	286.31	NA	269.50	-	NA	NA	NA	NA	-16.81	NA	
	18/08/2021	18/08/2021	07/02/2022	1	286.30	286.30	NA	279.04	-	NA	NA	NA	NA	-7.26	NA	
	26/06/2020	26/06/2020	07/06/2022	6	1,171.51	1,171.51	NA	1,428.63	257.12	171.41	NA	NA	171.41	NA	NA	
ZTS.NYS totals				9	2,030.43	2,030.43	NA	2,285.79	279.43	171.41	NA	22.31	193.72	-24.07	NA	
Disposals of CGT asset totals					1,146,782.78	1,146,731.56	NA	1,196,499.80	100,439.53	48,176.75	NA	28,174.32	76,351.07	-50,671.29	NA	

(a) Variances between Adjusted cost and Actual cost

Where the 'Sale proceeds' in respect of the CGT parcel are equal to or less than its reduced cost base, its reduced cost base is disclosed as the adjusted cost; otherwise, its cost base is disclosed as the adjusted cost. For more details, refer to the 'Adjusted cost' subsection in this report.

(b) Gains calculated using discounted method

The capital gain calculated using the discount method, after having applied the 33.33% CGT discount rate appropriate to the tax entity type of this portfolio.

(c) CGT gain calculation method

The CGT gain is calculated based on what is optimal for the disposal method selected. In some cases the indexed gain is used to optimise the use of losses. The CGT gain calculated from a less than optimal method is shown in italics for information purposes only and is excluded from the totals for the portfolio. NA is shown if a calculation method is not applicable.

Woodhill Super Fund (SMA00365912)

Realised CGT

01 Jul 2021 to 30 Jun 2022

Adjusted cost

Adjusted cost						Adjustments					Adjusted cost ^(a)		
Asset	Sale date	Sale quantity	Sale proceeds		Purchase date	Tax date	Actual cost ^(b)	Tax deferred ^(c)	Tax free ^(d)	AMIT cost base	AMIT cost base	Cost base ^(g)	Reduced cost
			\$							net amount -	net amount -		excess ^(e)
			\$			\$	\$	\$	\$	\$	\$	\$	
SYDNEY AIRPORT FULLY PAID STAPLED SECURITIES - SAT 1													
SYD_SAT1	06/08/2021	359	251.86		25/11/2020	25/11/2020	250.83	-	-	-	15.16	265.99	265.99
	18/08/2021	403	286.70		25/11/2020	25/11/2020	281.57	-	-	-	17.02	298.59	298.59
	30/11/2021	20	15.23		25/11/2020	25/11/2020	13.97	-	-	-	0.84	14.81	14.81
	30/11/2021	49	37.33		07/12/2020	07/12/2020	33.70	-	-	-	2.07	35.77	35.77
	24/01/2022	63	49.77		07/12/2020	07/12/2020	43.32	-	-	-	8.62	51.94	51.94
	15/02/2022	128	144.37		07/12/2020	07/12/2020	88.02	-	-	-	19.64	107.66	107.66
	15/02/2022	189	213.17		04/01/2021	04/01/2021	123.90	-	-	-	21.02	144.92	144.92
	15/02/2022	259	292.12		11/01/2021	11/01/2021	166.31	-	-	-	28.80	195.11	195.11
SYD_SAT1 totals		1,470	1,290.55				1,001.62	-	-	-	113.16	1,114.78	1,114.78
TRANSURBAN GROUP ORDINARY SHARES/UNITS FULLY PAID TRIPLE STAPLED - THT													
TCL_THT	06/08/2021	62	548.98		18/09/2019	18/09/2019	739.40	-	-	20.15	-	719.25	719.25
	06/08/2021	44	389.60		11/11/2020	11/11/2020	435.13	-	-	6.83	-	428.30	428.30
	18/08/2021	96	820.45		11/11/2020	11/11/2020	949.38	-	-	14.90	-	934.48	934.48
	04/11/2021	32	270.73		11/11/2020	11/11/2020	316.46	-	-	4.97	-	311.49	311.49
	30/11/2021	16	136.79		11/11/2020	11/11/2020	158.23	-	-	2.48	-	155.75	155.75
	30/11/2021	20	170.99		25/11/2020	25/11/2020	184.76	-	-	3.10	-	181.66	181.66
	07/02/2022	84	667.89		25/11/2020	25/11/2020	775.99	-	-	16.87	-	759.12	759.12
	07/06/2022	191	1,669.73		25/11/2020	25/11/2020	1,764.46	-	-	38.36	-	1,726.10	1,726.10
	07/06/2022	184	1,608.54		07/12/2020	07/12/2020	1,631.13	-	-	36.95	-	1,594.18	1,594.18
	07/06/2022	167	1,459.92		11/01/2021	11/01/2021	1,363.17	-	-	19.78	-	1,343.39	1,343.39
TCL_THT totals		896	7,743.62				8,318.11	-	-	164.38	-	8,153.73	8,153.73
Totals			9,034.17				9,319.73	-	-	164.38	113.16	9,268.51	9,268.51

(a) Where the sale proceeds in respect of the CGT parcel are equal to or less than its reduced cost base, its reduced cost base is disclosed as the adjusted cost in the 'Disposal of CGT assets' section of the **Realised CGT** report; otherwise, its cost base is disclosed as the adjusted cost in the 'Disposal of CGT assets' section of the **Realised CGT** report.

(b) The actual cost of the CGT parcel is its purchase cost, adjusted for all CGT events (other than CGT events E4 and E10) that have happened to it. For more details, refer to the **Transaction history** report. For details specific to CGT event E4, refer to footnotes (c) and (d). For details specific to CGT event E10, refer to footnotes (e) and (f).

(c) In respect of the income entitlements of a fixed trust that was not an attribution managed investment trust (a non-AMIT) at the time of the entitlement, the tax-deferred amount is the cumulative value of tax-deferred amounts (being the non-assessable part of the income entitlements, excluding all amounts calculated under section 104-71 ITAA 1997) in respect of the CGT parcel that, at the time of the income entitlement, did not exceed the CGT parcel's cost base. CGT event E4 requires that both the cost base and reduced cost base of the CGT parcel be reduced by this amount.

(d) In respect of the income entitlements of a fixed trust that was not an attribution managed investment trust (a non-AMIT) at the time of the entitlement, the tax-free amount is the cumulative value of tax-free amounts (being the non-assessable part of the income entitlements as calculated under subsection 104-71(3) ITAA 1997) in respect of the CGT parcel that, at the time of the income entitlement, did not exceed the CGT parcel's reduced cost base. CGT event E4 requires that the reduced cost base of the CGT parcel be reduced by this amount.

Woodhill Super Fund (SMA00365912)

Realised CGT

01 Jul 2021 to 30 Jun 2022

(e) In respect of the income entitlements of an attribution managed investment trust (AMIT), the AMIT cost base net amount - excess amount is the cumulative value of excess amounts (as calculated under paragraph 104-107C(a) ITAA 1997) in respect of the CGT parcel that, at the time of the income entitlement, did not exceed the CGT parcel's cost base. CGT event E10 requires that both the cost base and reduced cost base of the CGT parcel be reduced by this amount.

(f) In respect of the income entitlements of an attribution managed investment trust (AMIT), the AMIT cost base net amount - shortfall amount is the cumulative value of shortfall amounts (as calculated under paragraph 104-107C(b) ITAA 1997) in respect of the CGT parcel. CGT event E10 requires that both the cost base and reduced cost base of the CGT parcel be increased by this amount.

(g) The cost base equals the actual cost, adjusted for amounts relating to: tax deferred; AMIT cost base net amount - excess; and AMIT cost base net amount - shortfall.

(h) The reduced cost base equals the actual cost, adjusted for amounts relating to: tax deferred; tax free; AMIT cost base net amount - excess; and AMIT cost base net amount - shortfall.

Trust CGT distributions

There were no trust CGT distributions within the period.

Summary of CGT gains/losses

		Total \$	Discounted \$	Indexed \$	Other \$
Losses available to offset	Carried forward from prior years	-			
	Current year losses	-50,671.29			
	Total	-50,671.29			
CGT gains	Disposals of CGT assets	100,439.53	72,265.21	-	28,174.32
	Trust CGT distributions	-	-	-	-
	CGT gain before losses applied	100,439.53	72,265.21	-	28,174.32
	Losses applied	-50,671.29	-22,496.97	-	-28,174.32
	CGT gain after losses applied	49,768.24	49,768.24	-	-
	Discount applied ^(a)	-16,589.41	-16,589.41	NA	NA
Net capital gain		33,178.83	33,178.83	-	-

(a) The 'CGT gain after losses applied' amount multiplied by a 33.33% CGT discount rate appropriate to the tax entity type of the portfolio.

Woodhill Super Fund (SMA00365912)

Expenses

01 Jul 2021 to 30 Jun 2022

Expenses

Expense type	Tax date	Total incl GST \$	GST \$	Pre-ECPI deductible %	Pre-ECPI deductible \$	Pre-ECPI non-deductible \$	Narration
Investment expenses							
Portfolio management fees	7/07/2021	677.67 (a)	61.61	100%	677.67	-	Non advice Fees for the month ended 30 Jun 2021
	9/08/2021	709.60 (a)	64.51	100%	709.60	-	Non advice Fees for the month ended 31 Jul 2021
	7/09/2021	726.72 (a)	66.07	100%	726.72	-	Non advice Fees for the month ended 31 Aug 2021
	7/10/2021	714.42 (a)	64.95	100%	714.42	-	Non advice Fees for the month ended 30 Sep 2021
	9/11/2021	722.57 (a)	65.69	100%	722.57	-	Non advice Fees for the month ended 31 Oct 2021
	9/12/2021	712.38 (a)	64.76	100%	712.38	-	Non advice Fees for the month ended 30 Nov 2021
	11/01/2022	695.36 (a)	63.21	100%	695.36	-	Non advice Fees for the month ended 31 Dec 2021
	8/02/2022	686.25 (a)	62.39	100%	686.25	-	Non advice Fees for the month ended 31 Jan 2022
	9/03/2022	623.26 (a)	56.66	100%	623.26	-	Non advice Fees for the month ended 28 Feb 2022
	8/04/2022	650.44 (a)	59.13	100%	650.44	-	Non advice Fees for the month ended 31 Mar 2022
	9/05/2022	634.07 (a)	57.64	100%	634.07	-	Non advice Fees for the month ended 30 Apr 2022
	7/06/2022	130.07 (a)	11.82	100%	130.07	-	Non advice Fees charged on closure of account
	8/06/2022	636.20 (a)	57.84	100%	636.20	-	Non advice Fees for the month ended 31 May 2022
Totals		8,319.01	756.28		8,319.01	-	
Investment expenses totals		8,319.01	756.28		8,319.01	-	
Total expenses		8,319.01	756.28		8,319.01	-	

(a) These expenses were paid from a cash book within the portfolio. All other expenses were paid from an external bank account.

Woodhill Super Fund (SMA00365912)

Expenses

01 Jul 2021 to 30 Jun 2022

Expenses continued

Expense type	Tax date	Total incl GST \$	GST \$	Pre-ECPI deductible %	Pre-ECPI deductible \$	Pre-ECPI non-deductible \$	Narration
--------------	----------	----------------------	-----------	-----------------------------	------------------------------	----------------------------------	-----------

The total expenses amount for taxation purposes may be different from the total expenses amount displayed in performance reports. Performance is reported on an accrual basis and therefore includes expenses with an effective date within the specified period.

The Tax statement reports expenses based on actual tax dates.

When comparing your fees in your Tax statement and Annual statement, please be aware that 'Portfolio management fees' in the Tax statement are referred to as 'Model fees' and 'Non-advice fees' in the Annual statement.

Important Information

Praemium Australia Limited (ABN 92117611784, AFSL 297456) is the responsible entity (us, our or we) of the Separately Managed Accounts ARSN 114 818 530 (the Scheme). In preparing this document, whilst reasonable care has been taken, to the maximum extent permitted by law, neither we nor any of our related parties, directors and officers, accept responsibility for any loss suffered by any person acting in reliance on the information contained in this document. This document has been prepared for general information purposes and does not consider the investment objectives, financial situation or particular needs of any particular person. Past performance is not necessarily indicative of future performance. Before making any investment, in the Scheme or particular financial products, you should seek professional advice and read the relevant Product Disclosure Statement.

All figures, information and illustrations are as at 30 June 2022 unless stated otherwise.

If you have any enquires or require further information, you can either call Praemium on 1800 571 881, write to us PO Box 322, Collins Street West, Melbourne VIC 8007 or send it by email to support@praemium.com.au.

If you have a complaint relating to your investment in the SMA, you can either call Praemium on 1800 571 881 or write to our Complaints Handling Officer at Praemium, PO Box 322, Collins Street West, Melbourne VIC 8007; or send it by email to complaints@praemium.com.au. Please provide us with all information relevant to the complaint that is in your possession or control. We will acknowledge receipt of the complaint as soon as practicable no later than 24 hours (or one business day) of its receipt. We will deal with any complaint and respond to you as soon as practicable and may ask you for further information that we think is necessary to enable us to properly consider the complaint. If we cannot resolve the matter within 30 days of receiving your complaint, we will provide a written response to explain our assessment. If an issue has not been resolved to your satisfaction, you may lodge a complaint with the Australian Financial Complaints Authority, or AFCA of which we are a member. AFCA provides fair and independent financial services complaint resolution that is free to consumers.

The AFCA contact details are: Mail: GPO Box 3, Melbourne, Victoria, 3001 Telephone: 1800 931 678 Website: www.afca.org.au Email: info@afca.org.au

Taxation

Actual Cost Details Not Supplied

Please note that where the Actual Cost details for a capital gains tax asset have not been supplied, the report may not correctly reflect the portfolio's financial position. Reports such as the Realised Report, the Unrealised Report and the Portfolio Valuation will need to be reassessed taking into account the missing cost information.

Taxation of Financial Arrangements (TOFA)

The system does not currently take the TOFA rules into consideration in the preparation of the report. Users need to ascertain the taxation implications on their investments where the TOFA rules mandatorily apply or where a voluntary election has been made to apply the TOFA rules. Users need to seek independent taxation advice in relation to the application of the TOFA rules.



WOODHILL SUPER FUND
59 ELLIOTT STREET
BALMAIN NSW 2041

Vanguard Personal Investor Quarterly Statement

Period ending 31 December 2021

Investor name: WOODHILL SUPER FUND
Account number: 86436888
Tax file number status: Supplied
Account type: Smsf

Your portfolio summary

Portfolio opening value as at 1 October 2021	\$105,835.32
Deposits into Vanguard Cash Account	\$0.00
Withdrawals from Vanguard Cash Account	-\$466.15
Assets transferred in	\$0.00
Assets transferred out	\$0.00
Change in investment value	\$1,579.91
Income from your investments	\$857.90
Withholding tax	\$0.00
Direct fees and costs	\$0.00
Portfolio closing value as at 31 December 2021	\$107,806.98
Return after withholding tax and fees	\$2,437.81

A tax statement, providing you with details of your income for tax purposes, will be issued separately. The information in this statement does not provide details of the gain or loss on disposal for tax purposes and should not be relied on for your tax position.

Contact us



Log in to Vanguard Online
vanguard.com.au/personal

Your portfolio valuation as at 31 December 2021

Summary

Investment type	Value (\$)
Vanguard Cash Account	0.13
Managed funds	107,806.85
Income on investments due not yet received	0.00
Total cash and investment value	107,806.98

Vanguard Cash Account

Investment	Value date	Value (\$)
Vanguard Cash Account	31-Dec-21	0.13
Total Vanguard Cash Account		0.13

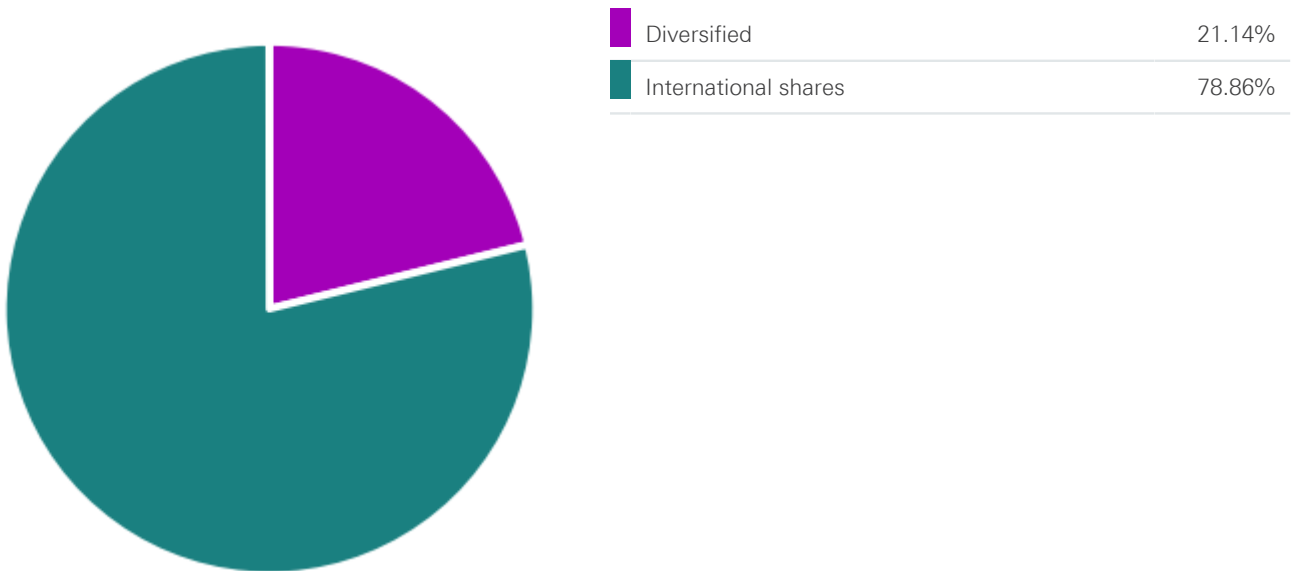
Managed funds

Code	Investment product	Quantity	Sell price (\$)	Price date	Value (\$)
VAN0722AU	Vanguard Active Global Growth Fund	41,621.64	1.4812	31-Dec-21	61,649.97
VAN0105AU	Vanguard International Shares Index Fund (Hedged) - AUD Class	22,983.18	1.0167	31-Dec-21	23,367.00
VAN0111AU	Vanguard High Growth Index Fund	12,014.91	1.8968	31-Dec-21	22,789.88
Total managed funds					107,806.85

Notes:

- If you sell shares or ETFs, the investment value you receive will be net of any applicable brokerage fee charged on the sale. Prices listed represent the market closing price provided by the relevant exchange on the last business day of the statement period and do not account for brokerage fees.
- Prices listed for managed funds are the "sell" price as at the price date, which is the price that would have been received on sale of the units. This is normally less than the "buy price", as a result of buy/sell spreads charged by managed funds to cover transaction costs.
- The portfolio valuation includes transactions that are confirmed, not yet settled up to and including those on the last day of the reporting period.
- Income on investments due not yet received includes accrued income that is due to settle after this statement reporting period.
- The price for managed funds is rounded to four decimal places. For shares and ETFs, the price is rounded to three decimal places.

Your investment asset allocation (%) as at 31 December 2021



Note: This excludes cash held in your Vanguard Cash Account.

Your Vanguard Cash Account transaction details

BSB: 013936
Account number: 066607011

Effective date	Transaction description	Debits (\$)	Credits (\$)	Balance (\$)
1-Oct-2021	Opening balance			465.89
02-Oct-2021	Cash Account Interest		0.13	466.02
02-Nov-2021	Cash Account Interest		0.13	466.15
02-Dec-2021	Cash Account Interest		0.13	466.28
02-Dec-2021	One-off Cash Withdrawal to 122686678 on 01-Dec-2021	466.15		0.13
31-Dec-2021	Closing balance			0.13

Note:

- The cash account transaction details exclude managed funds 'sell' transactions placed (not settled) up to and including the last day of the statement reporting period.

Vanguard Cash Account interest rate

1-Oct-2021 to 31-Dec-2021 0.35% p.a.

The interest rates listed above are net of the Interest Rate Charge. Please refer to the Vanguard Personal Investor Guide for further information.

Your investment transaction details

Trade date	Settlement date	Investment product	Transaction description	Quantity	Price (\$)	Brokerage fee (\$)	Currency	Value (\$)
01-Oct-2021	01-Oct-2021	Vanguard High Growth Index Fund(VAN0111AU)	Dividend reinvestment plan for Vanguard High Growth Index Fund	79.81	1.8257	0.00	AUD	145.71
01-Oct-2021	01-Oct-2021	Vanguard Active Global Growth Fund(VAN0722AU)	Dividend reinvestment plan for Vanguard Active Global Growth Fund	478.84	1.4865	0.00	AUD	711.80

Notes:

- The investment transaction details include transaction orders that are confirmed, not yet settled up to and including those on the last day of the reporting period.
- The price for managed funds is rounded to four decimal places. For shares and ETFs, the price is rounded to three decimal places.

Your portfolio fee summary

Direct fees and costs

This does not include the fees and costs for any accessible financial products.

Fee type	Amount (\$)
Brokerage Fee	0.00
Account Fee	0.00
Total fees and costs deducted	0.00

Notes:

- The Account Fee is deducted from your Vanguard Cash Account quarterly in arrears.
- Vanguard keeps the first 0.50% of the interest received on cash held in your Vanguard Cash Account (Interest Rate Charge), to cover our costs. This amount is calculated daily and is deducted by Vanguard prior to interest payments being credited to your Vanguard Cash Account (monthly in arrears). It is not a separate fee paid by you. Please refer to the Vanguard Personal Investor Guide for further information.

Further information about Vanguard Personal Investor is available on request. You can obtain a copy of this information on the Vanguard website at the following location www.vanguard.com.au. The latest version of the Investor Guide can be found at www.vanguard.com.au/offerdocuments.

Vanguard has a dispute resolution process for resolving complaints. If you have a complaint, please contact us on 1300 655 101, or send us a secure message via Vanguard Online. We will respond as soon as possible (and always within 30 days for standard complaints). Complex complaints may have a different maximum timeframe for responding. We will notify you if a different maximum timeframe will apply to your complaint.

If an issue has not been resolved to your satisfaction, you can lodge a complaint with the Australian Financial Complaints Authority.

Website: www.afca.org.au
 Email: info@afca.org.au
 Telephone: 1800 931 678 (free call)
 In writing to: Australian Financial Complaints Authority, GPO Box 3, Melbourne VIC 3001.

You can view a copy of your Vanguard Personal Investor Statement for the relevant financial year on Vanguard Online.

Vanguard obtains the information in this report from a number of sources believed to be reliable as at the report date. While Vanguard makes best endeavours to ensure the accuracy of the information in this report, Vanguard cannot warrant or guarantee the accuracy of information provided by third parties.

Vanguard Investments Australia Ltd (ABN 72 072 881 086 / AFS Licence 227263) is the operator of Vanguard Personal Investor. Past performance is not an indication of future performance.



WOODHILL SUPER FUND
59 ELLIOTT STREET
BALMAIN NSW 2041

Vanguard Personal Investor Quarterly Statement

Period ending 30 June 2022

Investor name: WOODHILL SUPER FUND
Account number: 86436888
Tax file number status: Supplied
Account type: Smsf

Your portfolio summary

Portfolio opening value as at 1 April 2022	\$95,780.63
Deposits into Vanguard Cash Account	\$0.00
Withdrawals from Vanguard Cash Account	\$0.00
Assets transferred in	\$0.00
Assets transferred out	\$0.00
Change in investment value	-\$6,058.09
Income from your investments	\$379.09
Withholding tax	\$0.00
Direct fees and costs	\$0.00
Portfolio closing value as at 30 June 2022	\$90,101.63
Return after withholding tax and fees	-\$5,679.00

A tax statement, providing you with details of your income for tax purposes, will be issued separately. The information in this statement does not provide details of the gain or loss on disposal for tax purposes and should not be relied on for your tax position.

Contact us



Log in to Vanguard Online
vanguard.com.au/personal

Your portfolio valuation as at 30 June 2022

Summary

Investment type	Value (\$)
Vanguard Cash Account	90,101.63
Income on investments due not yet received	0.00
Total cash and investment value	90,101.63

Vanguard Cash Account

Investment	Value date	Value (\$)
Vanguard Cash Account	30-Jun-22	90,101.63
Total Vanguard Cash Account		90,101.63

Notes:

- If you sell shares or ETFs, the investment value you receive will be net of any applicable brokerage fee charged on the sale. Prices listed represent the market closing price provided by the relevant exchange on the last business day of the statement period and do not account for brokerage fees.
- Prices listed for managed funds are the “sell” price as at the price date, which is the price that would have been received on sale of the units. This is normally less than the “buy price”, as a result of buy/sell spreads charged by managed funds to cover transaction costs.
- The portfolio valuation includes transactions that are confirmed, not yet settled up to and including those on the last day of the reporting period.
- Income on investments due not yet received includes accrued income that is due to settle after this statement reporting period.
- The price for managed funds is rounded to four decimal places. For shares and ETFs, the price is rounded to three decimal places.

Your Vanguard Cash Account transaction details

BSB: 013936
Account number: 066607011

Effective date	Transaction description	Debits (\$)	Credits (\$)	Balance (\$)
1-Apr-2022	Opening balance			40,007.81
02-Apr-2022	Cash Account Interest		7.54	40,015.35
03-May-2022	Cash Account Interest		8.50	40,023.85
02-Jun-2022	Cash Account Interest		16.17	40,040.02
30-Jun-2022	Sell transaction of VAN0722AU		10,656.89	50,696.91
30-Jun-2022	Sell transaction of VAN0105AU		19,411.60	70,108.51
30-Jun-2022	Sell transaction of VAN0111AU		19,993.12	90,101.63
30-Jun-2022	Closing balance			90,101.63

Note:

- The cash account transaction details exclude managed funds 'sell' transactions placed (not settled) up to and including the last day of the statement reporting period.

Vanguard Cash Account interest rate

1-Apr-2022 to 3-May-2022 0.25% p.a.

4-May-2022 to 7-Jun-2022 0.50% p.a.

8-Jun-2022 to 5-Jul-2022 1.00% p.a.

The interest rates listed above are net of the Interest Rate Charge. Please refer to the Vanguard Personal Investor Guide for further information.

Your investment transaction details

Trade date	Settlement date	Investment product	Transaction description	Quantity	Price (\$)	Brokerage fee (\$)	Currency	Value (\$)
01-Apr-2022	01-Apr-2022	Vanguard High Growth Index Fund(VAN0111AU)	Dividend reinvestment plan for Vanguard High Growth Index Fund	158.13	1.7894	0.00	AUD	282.96
01-Apr-2022	01-Apr-2022	Vanguard Active Global Growth Fund(VAN0722AU)	Dividend reinvestment plan for Vanguard Active Global Growth Fund	52.67	1.2136	0.00	AUD	63.92
27-Jun-2022	27-Jun-2022	Vanguard Active Global Growth Fund(VAN0722AU)	Manual fund transfer for Vanguard Active Global Growth Fund	-9,639.88	1.1055	0.00	AUD	-10,656.89
27-Jun-2022	27-Jun-2022	Vanguard High Growth Index Fund(VAN0111AU)	Manual fund transfer for Vanguard High Growth Index Fund	-12,227.46	1.6351	0.00	AUD	-19,993.12
27-Jun-2022	27-Jun-2022	Vanguard International Shares Index Fund (Hedged) - AUD Class(VAN0105AU)	Manual fund transfer for Vanguard International Shares Index Fund (Hedged) - AUD Class	-22,983.18	0.8446	0.00	AUD	-19,411.60

Notes:

- The investment transaction details include transaction orders that are confirmed, not yet settled up to and including those on the last day of the reporting period.
- The price for managed funds is rounded to four decimal places. For shares and ETFs, the price is rounded to three decimal places.

Total fees and costs you paid for the period 01-Apr-2022 to 30-Jun-2022

Fees and costs deducted directly from your account	Amount (\$)
Brokerage Fee	0.00
Account Fee	0.00
Total	0.00

Fees and costs deducted from your investment	Amount (\$)
Indirect Cost	59.84
Total fees and costs you paid	59.84

Notes:

- The Account Fee (if applicable) is deducted from your Vanguard Cash Account quarterly in arrears.
- The fees and costs deducted from your investment include a reasonable estimate of the fees costs deducted from your investment(s) in any Vanguard Funds and ETFs you held during the period. It includes (as applicable) Vanguard's management fees and costs (including any applicable indirect costs), performance fees, transaction costs and buy-sell spread applicable on the transactions during the reported period. For more information on these fees and costs please refer to the relevant Product Disclosure Statement
- Vanguard receives an Indirect Cash Management Fee of up to 0.50% from the financial institution where your Cash Account funds are held on deposit. This amount is calculated daily on the value of your Cash Account and is received monthly by Vanguard prior to interest payments being credited to your Vanguard Cash Account (monthly in arrears). It is not a fee deducted from your account and therefore has not been included in the above total. Please refer to the Vanguard Personal Investor Guide for further information.

Further information about Vanguard Personal Investor is available on request. You can obtain a copy of this information on the Vanguard website at the following location www.vanguard.com.au. The latest version of the Investor Guide can be found at www.vanguard.com.au/offerdocuments.

Vanguard has a dispute resolution process for resolving complaints. If you have a complaint, please contact us on 1300 655 101, or send us a secure message via Vanguard Online. We will respond as soon as possible (and always within 30 days for standard complaints). Complex complaints may have a different maximum timeframe for responding. We will notify you if a different maximum timeframe will apply to your complaint.

If an issue has not been resolved to your satisfaction, you can lodge a complaint with the Australian Financial Complaints Authority.

Website: www.afca.org.au
 Email: info@afca.org.au
 Telephone: 1800 931 678 (free call)
 In writing to: Australian Financial Complaints Authority, GPO Box 3, Melbourne VIC 3001.

You can view a copy of your Vanguard Personal Investor Statement for the relevant financial year on Vanguard Online.

Vanguard obtains the information in this report from a number of sources believed to be reliable as at the report date. While Vanguard makes best endeavours to ensure the accuracy of the information in this report, Vanguard cannot warrant or guarantee the accuracy of information provided by third parties.

Vanguard Investments Australia Ltd (ABN 72 072 881 086 / AFS Licence 227263) is the operator of Vanguard Personal Investor. Past performance is not an indication of future performance.



WOODHILL SUPER FUND
59 ELLIOTT STREET
BALMAIN NSW 2041

Vanguard Personal Investor Quarterly Statement

Period ending 31 March 2022

Investor name:	WOODHILL SUPER FUND
Account number:	86436888
Tax file number status:	Supplied
Account type:	Smsf

Your portfolio summary

Portfolio opening value as at 1 January 2022	\$107,806.99
Deposits into Vanguard Cash Account	\$0.00
Withdrawals from Vanguard Cash Account	\$0.00
Assets transferred in	\$0.00
Assets transferred out	\$0.00
Change in investment value	-\$12,432.50
Income from your investments	\$406.14
Withholding tax	\$0.00
Direct fees and costs	\$0.00
Portfolio closing value as at 31 March 2022	\$95,780.63
Return after withholding tax and fees	-\$12,026.36

A tax statement, providing you with details of your income for tax purposes, will be issued separately. The information in this statement does not provide details of the gain or loss on disposal for tax purposes and should not be relied on for your tax position.

Contact us



Log in to Vanguard Online
vanguard.com.au/personal

Your portfolio valuation as at 31 March 2022

Summary

Investment type	Value (\$)
Vanguard Cash Account	40,007.81
Managed funds	55,772.82
Income on investments due not yet received	0.00
Total cash and investment value	95,780.63

Vanguard Cash Account

Investment	Value date	Value (\$)
Vanguard Cash Account	31-Mar-22	40,007.81
Total Vanguard Cash Account		40,007.81

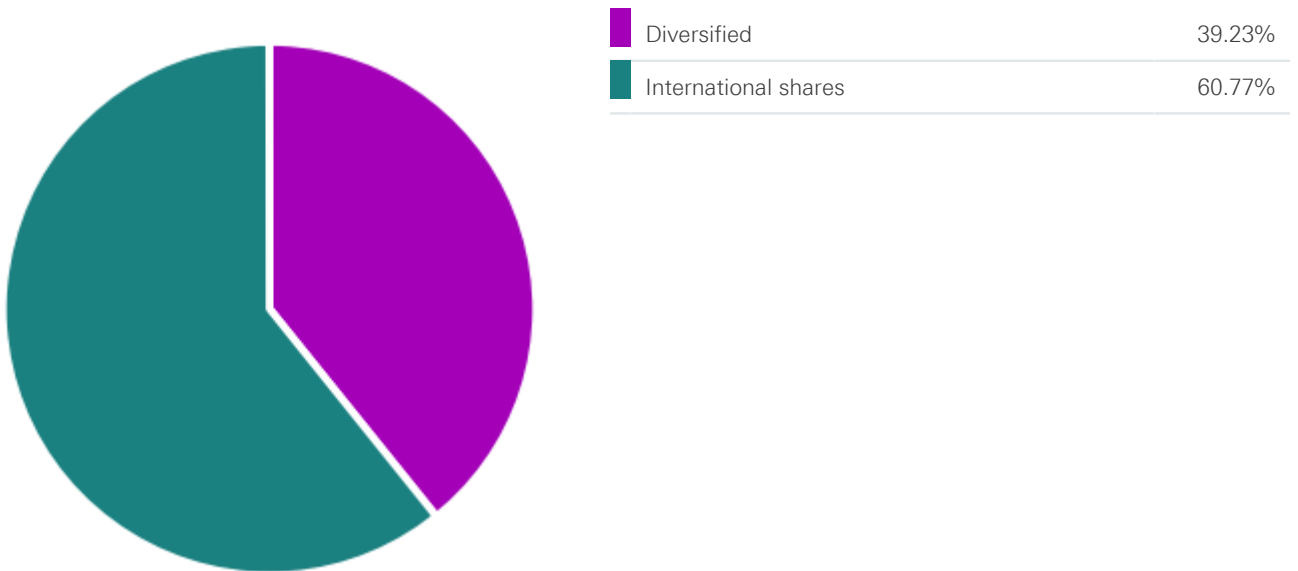
Managed funds

Code	Investment product	Quantity	Sell price (\$)	Price date	Value (\$)
VAN0722AU	Vanguard Active Global Growth Fund	9,587.21	1.2188	31-Mar-22	11,684.89
VAN0105AU	Vanguard International Shares Index Fund (Hedged) - AUD Class	22,983.18	0.9663	31-Mar-22	22,208.65
VAN0111AU	Vanguard High Growth Index Fund	12,069.33	1.8128	31-Mar-22	21,879.28
Total managed funds					55,772.82

Notes:

- If you sell shares or ETFs, the investment value you receive will be net of any applicable brokerage fee charged on the sale. Prices listed represent the market closing price provided by the relevant exchange on the last business day of the statement period and do not account for brokerage fees.
- Prices listed for managed funds are the "sell" price as at the price date, which is the price that would have been received on sale of the units. This is normally less than the "buy price", as a result of buy/sell spreads charged by managed funds to cover transaction costs.
- The portfolio valuation includes transactions that are confirmed, not yet settled up to and including those on the last day of the reporting period.
- Income on investments due not yet received includes accrued income that is due to settle after this statement reporting period.
- The price for managed funds is rounded to four decimal places. For shares and ETFs, the price is rounded to three decimal places.

Your investment asset allocation (%) as at 31 March 2022



Note: This excludes cash held in your Vanguard Cash Account.

Your Vanguard Cash Account transaction details

BSB: 013936
 Account number: 066607011

Effective date	Transaction description	Debits (\$)	Credits (\$)	Balance (\$)
1-Jan-2022	Opening balance			0.14
21-Jan-2022	Sell transaction of VAN0722AU		20,000.00	20,000.14
02-Feb-2022	Cash Account Interest		2.30	20,002.44
02-Mar-2022	Cash Account Interest		5.37	20,007.81
11-Mar-2022	Sell transaction of VAN0722AU		20,000.00	40,007.81
31-Mar-2022	Closing balance			40,007.81

Note:

- The cash account transaction details exclude managed funds 'sell' transactions placed (not settled) up to and including the last day of the statement reporting period.

Vanguard Cash Account interest rate

1-Jan-2022 to 6-Mar-2022 0.35% p.a.

7-Mar-2022 to 31-Mar-2022 0.25% p.a.

The interest rates listed above are net of the Interest Rate Charge. Please refer to the Vanguard Personal Investor Guide for further information.

Your investment transaction details

Trade date	Settlement date	Investment product	Transaction description	Quantity	Price (\$)	Brokerage fee (\$)	Currency	Value (\$)
01-Jan-2022	01-Jan-2022	Vanguard High Growth Index Fund(VAN0111AU)	Dividend reinvestment plan for Vanguard High Growth Index Fund	54.42	1.8879	0.00	AUD	102.74
01-Jan-2022	01-Jan-2022	Vanguard Active Global Growth Fund(VAN0722AU)	Dividend reinvestment plan for Vanguard Active Global Growth Fund	200.37	1.4759	0.00	AUD	295.73
18-Jan-2022	18-Jan-2022	Vanguard Active Global Growth Fund(VAN0722AU)	Manual fund transfer for Vanguard Active Global Growth Fund	-14,501.16	1.3792	0.00	AUD	-20,000.00
08-Mar-2022	08-Mar-2022	Vanguard Active Global Growth Fund(VAN0722AU)	Manual fund transfer for Vanguard Active Global Growth Fund	-17,733.64	1.1278	0.00	AUD	-20,000.00

Notes:

- The investment transaction details include transaction orders that are confirmed, not yet settled up to and including those on the last day of the reporting period.
- The price for managed funds is rounded to four decimal places. For shares and ETFs, the price is rounded to three decimal places.

Your portfolio fee summary

Direct fees and costs

This does not include the fees and costs for any accessible financial products.

Fee type	Amount (\$)
Brokerage Fee	0.00
Account Fee	0.00
Total fees and costs deducted	0.00

Notes:

- The Account Fee is deducted from your Vanguard Cash Account quarterly in arrears.
- Vanguard keeps the first 0.50% of the interest received on cash held in your Vanguard Cash Account (Interest Rate Charge), to cover our costs. This amount is calculated daily and is deducted by Vanguard prior to interest payments being credited to your Vanguard Cash Account (monthly in arrears). It is not a separate fee paid by you. Please refer to the Vanguard Personal Investor Guide for further information.

Further information about Vanguard Personal Investor is available on request. You can obtain a copy of this information on the Vanguard website at the following location www.vanguard.com.au. The latest version of the Investor Guide can be found at www.vanguard.com.au/offerdocuments.

Vanguard has a dispute resolution process for resolving complaints. If you have a complaint, please contact us on 1300 655 101, or send us a secure message via Vanguard Online. We will respond as soon as possible (and always within 30 days for standard complaints). Complex complaints may have a different maximum timeframe for responding. We will notify you if a different maximum timeframe will apply to your complaint.

If an issue has not been resolved to your satisfaction, you can lodge a complaint with the Australian Financial Complaints Authority.

Website: www.afca.org.au
 Email: info@afca.org.au
 Telephone: 1800 931 678 (free call)
 In writing to: Australian Financial Complaints Authority, GPO Box 3, Melbourne VIC 3001.

You can view a copy of your Vanguard Personal Investor Statement for the relevant financial year on Vanguard Online.

Vanguard obtains the information in this report from a number of sources believed to be reliable as at the report date. While Vanguard makes best endeavours to ensure the accuracy of the information in this report, Vanguard cannot warrant or guarantee the accuracy of information provided by third parties.

Vanguard Investments Australia Ltd (ABN 72 072 881 086 / AFS Licence 227263) is the operator of Vanguard Personal Investor. Past performance is not an indication of future performance.



WOODHILL SUPER FUND
59 ELLIOTT STREET
BALMAIN NSW 2041

Vanguard Personal Investor Quarterly Statement

Period ending 30 September 2021

Investor name: WOODHILL SUPER FUND
Account number: 86436888
Tax file number status: Supplied
Account type: Smsf

Your portfolio summary

Portfolio opening value as at 1 July 2021	\$64,994.72
Deposits into Vanguard Cash Account	\$40,000.00
Withdrawals from Vanguard Cash Account	\$0.00
Assets transferred in	\$0.00
Assets transferred out	\$0.00
Change in investment value	-\$974.84
Income from your investments	\$1,854.51
Withholding tax	\$0.00
Direct fees and costs	\$39.07
Portfolio closing value as at 30 September 2021	\$105,835.32
Return after withholding tax and fees	\$840.60

A tax statement, providing you with details of your income for tax purposes, will be issued separately. The information in this statement does not provide details of the gain or loss on disposal for tax purposes and should not be relied on for your tax position.

Contact us



Log in to Vanguard Online
vanguard.com.au/personal

Your portfolio valuation as at 30 September 2021

Summary

Investment type	Value (\$)
Vanguard Cash Account	465.89
Managed funds	105,369.43
Income on investments due not yet received	0.00
Total cash and investment value	105,835.32

Vanguard Cash Account

Investment	Value date	Value (\$)
Vanguard Cash Account	30-Sep-21	465.89
Total Vanguard Cash Account		465.89

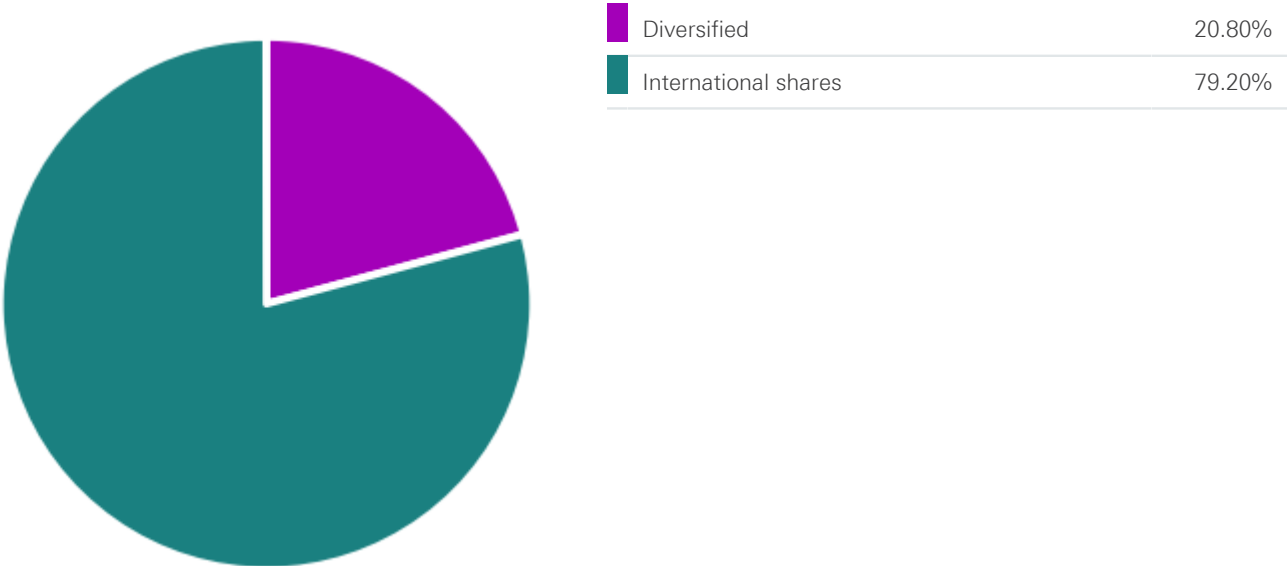
Managed funds

Code	Investment product	Quantity	Sell price (\$)	Price date	Value (\$)
VAN0722AU	Vanguard Active Global Growth Fund	41,142.80	1.5019	30-Sep-21	61,792.37
VAN0105AU	Vanguard International Shares Index Fund (Hedged) - AUD Class	22,983.18	0.9423	30-Sep-21	21,657.05
VAN0111AU	Vanguard High Growth Index Fund	11,935.10	1.8366	30-Sep-21	21,920.00
Total managed funds					105,369.43

Notes:

- If you sell shares or ETFs, the investment value you receive will be net of any applicable brokerage fee charged on the sale. Prices listed represent the market closing price provided by the relevant exchange on the last business day of the statement period and do not account for brokerage fees.
- Prices listed for managed funds are the "sell" price as at the price date, which is the price that would have been received on sale of the units. This is normally less than the "buy price", as a result of buy/sell spreads charged by managed funds to cover transaction costs.
- The portfolio valuation includes transactions that are confirmed, not yet settled up to and including those on the last day of the reporting period.
- Income on investments due not yet received includes accrued income that is due to settle after this statement reporting period.
- The price for managed funds is rounded to four decimal places. For shares and ETFs, the price is rounded to three decimal places.

Your investment asset allocation (%) as at 30 September 2021



Note: This excludes cash held in your Vanguard Cash Account.

Your Vanguard Cash Account transaction details

BSB: 013936
Account number: 066607011

Effective date	Transaction description	Debits (\$)	Credits (\$)	Balance (\$)
1-Jul-2021	Opening balance			3.17
02-Jul-2021	Off-System BSB Direct Entry Deposit - FUNDS TRANSFER		40,000.00	40,003.17
02-Jul-2021	Account Fee	7.97		39,995.20
02-Jul-2021	Account Fee	31.10		39,964.10
06-Jul-2021	Buy transaction of VAN0722AU	39,500.00		464.10
03-Aug-2021	Cash Account Interest		1.66	465.76
02-Sep-2021	Cash Account Interest		0.13	465.89
30-Sep-2021	Closing balance			465.89

Note:

- The cash account transaction details exclude managed funds 'sell' transactions placed (not settled) up to and including the last day of the statement reporting period.

Vanguard Cash Account interest rate

1-Jul-2021 to 30-Sep-2021 0.35% p.a.

The interest rates listed above are net of the Interest Rate Charge. Please refer to the Vanguard Personal Investor Guide for further information.

Your investment transaction details

Trade date	Settlement date	Investment product	Transaction description	Quantity	Price (\$)	Brokerage fee (\$)	Currency	Value (\$)
01-Jul-2021	01-Jul-2021	Vanguard High Growth Index Fund(VAN0111AU)	Dividend reinvestment plan for Vanguard High Growth Index Fund	406.57	1.8071	0.00	AUD	734.72
01-Jul-2021	01-Jul-2021	Vanguard Active Global Growth Fund(VAN0722AU)	Dividend reinvestment plan for Vanguard Active Global Growth Fund	84.22	1.4948	0.00	AUD	125.89
01-Jul-2021	01-Jul-2021	Vanguard International Shares Index Fund (Hedged) - AUD Class(VAN0105AU)	Dividend reinvestment plan for Vanguard International Shares Index Fund (Hedged) - AUD Class	1,058.82	0.9370	0.00	AUD	992.11
06-Jul-2021	06-Jul-2021	Vanguard Active Global Growth Fund(VAN0722AU)	Manual fund transfer for Vanguard Active Global Growth Fund	26,469.21	1.4923	0.00	AUD	39,500.00

Notes:

- The investment transaction details include transaction orders that are confirmed, not yet settled up to and including those on the last day of the reporting period.
- The price for managed funds is rounded to four decimal places. For shares and ETFs, the price is rounded to three decimal places.

Your portfolio fee summary

Direct fees and costs

This does not include the fees and costs for any accessible financial products.

Fee type	Amount (\$)
Brokerage Fee	0.00
Account Fee	39.07
Total fees and costs deducted	39.07

Notes:

- The Account Fee is deducted from your Vanguard Cash Account quarterly in arrears.
- Vanguard keeps the first 0.50% of the interest received on cash held in your Vanguard Cash Account (Interest Rate Charge), to cover our costs. This amount is calculated daily and is deducted by Vanguard prior to interest payments being credited to your Vanguard Cash Account (monthly in arrears). It is not a separate fee paid by you. Please refer to the Vanguard Personal Investor Guide for further information.

Further information about Vanguard Personal Investor is available on request. You can obtain a copy of this information on the Vanguard website at the following location www.vanguard.com.au. The latest version of the Investor Guide can be found at www.vanguard.com.au/offerdocuments.

Vanguard has a dispute resolution process for resolving complaints. If you have a complaint, please contact us on 1300 655 101, or send us a secure message via Vanguard Online. We will respond as soon as possible (and always within 30 days for standard complaints). Complex complaints may have a different maximum timeframe for responding. We will notify you if a different maximum timeframe will apply to your complaint.

If an issue has not been resolved to your satisfaction, you can lodge a complaint with the Australian Financial Complaints Authority.

Website: www.afca.org.au
 Email: info@afca.org.au
 Telephone: 1800 931 678 (free call)
 In writing to: Australian Financial Complaints Authority, GPO Box 3, Melbourne VIC 3001.

You can view a copy of your Vanguard Personal Investor Statement for the relevant financial year on Vanguard Online.

Vanguard obtains the information in this report from a number of sources believed to be reliable as at the report date. While Vanguard makes best endeavours to ensure the accuracy of the information in this report, Vanguard cannot warrant or guarantee the accuracy of information provided by third parties.

Vanguard Investments Australia Ltd (ABN 72 072 881 086 / AFS Licence 227263) is the operator of Vanguard Personal Investor. Past performance is not an indication of future performance.

Cash transaction history

Account name: Woodhill Super Fund
 Account number: 86436888
 Account type: SMSF

Filters

Date Range 01-Jul-2021 to 30-Jun-2022
 Transaction Type All

Investment	Date	Type	Value
Vanguard Active Global Growth Fund	30-Jun-2022	Sell	\$10,656.89
Vanguard International Shares Index Fund (Hedged) - AUD Class	30-Jun-2022	Sell	\$19,411.60
Vanguard High Growth Index Fund	30-Jun-2022	Sell	\$19,993.12
Cash Account Interest	02-Jun-2022	Interest	\$16.17
Cash Account Interest	03-May-2022	Interest	\$8.50
Cash Account Interest	02-Apr-2022	Interest	\$7.54
Vanguard Active Global Growth Fund	11-Mar-2022	Sell	\$20,000.00
Cash Account Interest	02-Mar-2022	Interest	\$5.37
Cash Account Interest	02-Feb-2022	Interest	\$2.30
Vanguard Active Global Growth Fund	21-Jan-2022	Sell	\$20,000.00
Cash Account Interest	02-Dec-2021	Interest	\$0.13
One-off Cash Withdrawal to 122686678 on 01-Dec-2021	02-Dec-2021	Withdrawal	-\$466.15
Cash Account Interest	02-Nov-2021	Interest	\$0.13
Cash Account Interest	02-Nov-2021	Interest	\$0.01
Cash Account Interest	02-Oct-2021	Interest	\$0.13
Cash Account Interest	02-Sep-2021	Interest	\$0.13
Cash Account Interest	03-Aug-2021	Interest	\$1.66
Vanguard Active Global Growth Fund	06-Jul-2021	Buy	-\$39,500.00
Off-System BSB Direct Entry Deposit - FUNDS TRANSFER	02-Jul-2021	Deposit	\$40,000.00
OngoingAdminChargeByValue	02-Jul-2021	Fees and charges	-\$7.97
OngoingAdminChargeByValue	02-Jul-2021	Fees and charges	-\$31.10

Information about this report

- Value are rounded to 2 decimal places.
- Value of buy transactions are not inclusive of brokerage. For sell transactions, brokerage is deducted from cash proceeds.
- Date of transactions is the effective date of the trade and does not reflect when the trade is settled.

Investment transaction history

Account name: Woodhill Super Fund
 Account number: 86436888
 Account type: SMSF

Filters

Date Range: 01-Jul-2021 to 30-Jun-2022
 Transaction Type: All
 Investment: All

Investment	Date	Type	Price	Units	Value	Brokerage
Vanguard High Growth Index Fund (VAN0111AU)	27-Jun-2022	Managed Fund Transaction	\$1.6351	-12,227.46	\$19,993.12	
Vanguard Active Global Growth Fund (VAN0722AU)	27-Jun-2022	Managed Fund Transaction	\$1.1055	-9,639.88	\$10,656.89	
Vanguard International Shares Index Fund (Hedged) - AUD Class (VAN0105AU)	27-Jun-2022	Managed Fund Transaction	\$0.8446	-22,983.18	\$19,411.60	
Vanguard Active Global Growth Fund (VAN0722AU)	01-Apr-2022	DRP	\$1.2136	52.67	\$63.92	
Vanguard High Growth Index Fund (VAN0111AU)	01-Apr-2022	DRP	\$1.7894	158.13	\$282.96	
Vanguard Active Global Growth Fund (VAN0722AU)	08-Mar-2022	Managed Fund Transaction	\$1.1278	-17,733.64	\$20,000.00	
Vanguard Active Global Growth Fund (VAN0722AU)	18-Jan-2022	Managed Fund Transaction	\$1.3792	-14,501.16	\$20,000.00	
Vanguard High Growth Index Fund (VAN0111AU)	01-Jan-2022	DRP	\$1.8879	54.42	\$102.74	
Vanguard Active Global Growth Fund (VAN0722AU)	01-Jan-2022	DRP	\$1.4759	200.37	\$295.73	
Vanguard Active Global Growth Fund (VAN0722AU)	01-Oct-2021	DRP	\$1.4865	478.84	\$711.80	
Vanguard High Growth Index Fund (VAN0111AU)	01-Oct-2021	DRP	\$1.8257	79.81	\$145.71	
Vanguard Active Global Growth Fund (VAN0722AU)	06-Jul-2021	Managed Fund Transaction	\$1.4923	26,469.21	\$39,500.00	
Vanguard Active Global Growth Fund (VAN0722AU)	01-Jul-2021	DRP	\$1.4948	84.22	\$125.89	
Vanguard High Growth Index Fund (VAN0111AU)	01-Jul-2021	DRP	\$1.8071	406.57	\$734.72	
Vanguard International Shares Index Fund (Hedged) - AUD Class (VAN0105AU)	01-Jul-2021	DRP	\$0.937	1,058.82	\$992.11	

Information about this report

- Units, prices and value are rounded to 2 decimal places.
- Value of buy and sell transactions are not inclusive of brokerage. For sell transactions, brokerage is deducted from cash proceeds, for buy transaction brokerage is additional to the value.
- Date of transactions is the effective date of the trade and does not reflect when the trade is settled.



WOODHILL SUPER FUND
59 ELLIOTT STREET
BALMAIN NSW 2041

Vanguard Personal Investor Annual Statement

Period ending 30 June 2022

Investor name: WOODHILL SUPER FUND
Account number: 86436888
Tax file number status: Supplied
Account type: Smsf

Your portfolio summary

Portfolio opening value as at 1 July 2021	\$64,994.72
Deposits into Vanguard Cash Account	\$40,000.00
Withdrawals from Vanguard Cash Account	-\$466.15
Assets transferred in	\$0.00
Assets transferred out	\$0.00
Change in investment value	-\$17,885.52
Income from your investments	\$3,497.65
Withholding tax	\$0.00
Direct fees and costs	\$39.07
Portfolio closing value as at 30 June 2022	\$90,101.63
Return after withholding tax and fees	-\$14,426.94

A tax statement, providing you with details of your income for tax purposes, will be issued separately. The information in this statement does not provide details of the gain or loss on disposal for tax purposes and should not be relied on for your tax position.

Contact us



Log in to Vanguard Online
vanguard.com.au/personal

Your portfolio valuation as at 30 June 2022

Summary

Investment type	Value (\$)
Vanguard Cash Account	90,101.63
Income on investments due not yet received	0.00
Total cash and investment value	90,101.63

Vanguard Cash Account

Investment	Value date	Value (\$)
Vanguard Cash Account	30-Jun-22	90,101.63
Total Vanguard Cash Account		90,101.63

Notes:

- If you sell shares or ETFs, the investment value you receive will be net of any applicable brokerage fee charged on the sale. Prices listed represent the market closing price provided by the relevant exchange on the last business day of the statement period and do not account for brokerage fees.
- Prices listed for managed funds are the “sell” price as at the price date, which is the price that would have been received on sale of the units. This is normally less than the “buy price”, as a result of buy/sell spreads charged by managed funds to cover transaction costs.
- The portfolio valuation includes transactions that are confirmed, not yet settled up to and including those on the last day of the reporting period.
- Income on investments due not yet received includes accrued income that is due to settle after this statement reporting period.
- The price for managed funds is rounded to four decimal places. For shares and ETFs, the price is rounded to three decimal places.

Your Vanguard Cash Account transaction details

BSB: 013936
Account number: 066607011

Effective date	Transaction description	Debits (\$)	Credits (\$)	Balance (\$)
1-Jul-2021	Opening balance			3.17
02-Jul-2021	Off-System BSB Direct Entry Deposit - FUNDS TRANSFER		40,000.00	40,003.17
02-Jul-2021	Account Fee	7.97		39,995.20
02-Jul-2021	Account Fee	31.10		39,964.10
06-Jul-2021	Buy transaction of VAN0722AU	39,500.00		464.10
03-Aug-2021	Cash Account Interest		1.66	465.76
02-Sep-2021	Cash Account Interest		0.13	465.89
02-Oct-2021	Cash Account Interest		0.13	466.02
02-Nov-2021	Cash Account Interest		0.13	466.15
02-Nov-2021	Cash Account Interest		0.01	466.16
02-Dec-2021	Cash Account Interest		0.13	466.29
02-Dec-2021	One-off Cash Withdrawal to 122686678 on 01-Dec-2021	466.15		0.14
21-Jan-2022	Sell transaction of VAN0722AU		20,000.00	20,000.14
02-Feb-2022	Cash Account Interest		2.30	20,002.44
02-Mar-2022	Cash Account Interest		5.37	20,007.81
11-Mar-2022	Sell transaction of VAN0722AU		20,000.00	40,007.81
02-Apr-2022	Cash Account Interest		7.54	40,015.35
03-May-2022	Cash Account Interest		8.50	40,023.85
02-Jun-2022	Cash Account Interest		16.17	40,040.02
30-Jun-2022	Sell transaction of VAN0722AU		10,656.89	50,696.91
30-Jun-2022	Sell transaction of VAN0105AU		19,411.60	70,108.51
30-Jun-2022	Sell transaction of VAN0111AU		19,993.12	90,101.63
30-Jun-2022	Closing balance			90,101.63

Note:

- The cash account transaction details exclude managed funds 'sell' transactions placed (not settled) up to and including the last day of the statement reporting period.

Vanguard Cash Account interest rate

1-Jul-2021 to 6-Mar-2022 0.35% p.a.

7-Mar-2022 to 3-May-2022 0.25% p.a.

4-May-2022 to 7-Jun-2022 0.50% p.a.

8-Jun-2022 to 5-Jul-2022 1.00% p.a.

The interest rates listed above are net of the Interest Rate Charge. Please refer to the Vanguard Personal Investor Guide for further information.

Your investment transaction details

Trade date	Settlement date	Investment product	Transaction description	Quantity	Price (\$)	Brokerage fee (\$)	Currency	Value (\$)
01-Jul-2021	01-Jul-2021	Vanguard High Growth Index Fund(VAN0111AU)	Dividend reinvestment plan for Vanguard High Growth Index Fund	406.57	1.8071	0.00	AUD	734.72
01-Jul-2021	01-Jul-2021	Vanguard Active Global Growth Fund(VAN0722AU)	Dividend reinvestment plan for Vanguard Active Global Growth Fund	84.22	1.4948	0.00	AUD	125.89
01-Jul-2021	01-Jul-2021	Vanguard International Shares Index Fund (Hedged) - AUD Class(VAN0105AU)	Dividend reinvestment plan for Vanguard International Shares Index Fund (Hedged) - AUD Class	1,058.82	0.9370	0.00	AUD	992.11
06-Jul-2021	06-Jul-2021	Vanguard Active Global Growth Fund(VAN0722AU)	Manual fund transfer for Vanguard Active Global Growth Fund	26,469.21	1.4923	0.00	AUD	39,500.00
01-Oct-2021	01-Oct-2021	Vanguard Active Global Growth Fund(VAN0722AU)	Dividend reinvestment plan for Vanguard Active Global Growth Fund	478.84	1.4865	0.00	AUD	711.80
01-Oct-2021	01-Oct-2021	Vanguard High Growth Index Fund(VAN0111AU)	Dividend reinvestment plan for Vanguard High Growth Index Fund	79.81	1.8257	0.00	AUD	145.71
01-Jan-2022	01-Jan-2022	Vanguard High Growth Index Fund(VAN0111AU)	Dividend reinvestment plan for Vanguard High Growth Index Fund	54.42	1.8879	0.00	AUD	102.74

Trade date	Settlement date	Investment product	Transaction description	Quantity	Price (\$)	Brokerage fee (\$)	Currency	Value (\$)
01-Jan-2022	01-Jan-2022	Vanguard Active Global Growth Fund(VAN0722AU)	Dividend reinvestment plan for Vanguard Active Global Growth Fund	200.37	1.4759	0.00	AUD	295.73
18-Jan-2022	18-Jan-2022	Vanguard Active Global Growth Fund(VAN0722AU)	Manual fund transfer for Vanguard Active Global Growth Fund	-14,501.16	1.3792	0.00	AUD	-20,000.00
08-Mar-2022	08-Mar-2022	Vanguard Active Global Growth Fund(VAN0722AU)	Manual fund transfer for Vanguard Active Global Growth Fund	-17,733.64	1.1278	0.00	AUD	-20,000.00
01-Apr-2022	01-Apr-2022	Vanguard Active Global Growth Fund(VAN0722AU)	Dividend reinvestment plan for Vanguard Active Global Growth Fund	52.67	1.2136	0.00	AUD	63.92
01-Apr-2022	01-Apr-2022	Vanguard High Growth Index Fund(VAN0111AU)	Dividend reinvestment plan for Vanguard High Growth Index Fund	158.13	1.7894	0.00	AUD	282.96
27-Jun-2022	27-Jun-2022	Vanguard High Growth Index Fund(VAN0111AU)	Manual fund transfer for Vanguard High Growth Index Fund	-12,227.46	1.6351	0.00	AUD	-19,993.12
27-Jun-2022	27-Jun-2022	Vanguard Active Global Growth Fund(VAN0722AU)	Manual fund transfer for Vanguard Active Global Growth Fund	-9,639.88	1.1055	0.00	AUD	-10,656.89
27-Jun-2022	27-Jun-2022	Vanguard International Shares Index Fund (Hedged) - AUD Class(VAN0105AU)	Manual fund transfer for Vanguard International Shares Index Fund (Hedged) - AUD Class	-22,983.18	0.8446	0.00	AUD	-19,411.60

Notes:

- The investment transaction details include transaction orders that are confirmed, not yet settled up to and including those on the last day of the reporting period.
- The price for managed funds is rounded to four decimal places. For shares and ETFs, the price is rounded to three decimal places.

Total fees and costs you paid for the period 01-Jul-2021 to 30-Jun-2022

Fees and costs deducted directly from your account	Amount (\$)
Brokerage Fee	0.00
Account Fee	39.07
Total	39.07
Fees and costs deducted from your investment	Amount (\$)
Indirect Cost	545.16
Total fees and costs you paid	584.23

Notes:

- The Account Fee (if applicable) is deducted from your Vanguard Cash Account quarterly in arrears.
- The fees and costs deducted from your investment include a reasonable estimate of the fees costs deducted from your investment(s) in any Vanguard Funds and ETFs you held during the period. It includes (as applicable) Vanguard's management fees and costs (including any applicable indirect costs), performance fees, transaction costs and buy-sell spread applicable on the transactions during the reported period. For more information on these fees and costs please refer to the relevant Product Disclosure Statement
- Vanguard receives an Indirect Cash Management Fee of up to 0.50% from the financial institution where your Cash Account funds are held on deposit. This amount is calculated daily on the value of your Cash Account and is received monthly by Vanguard prior to interest payments being credited to your Vanguard Cash Account (monthly in arrears). It is not a fee deducted from your account and therefore has not been included in the above total. Please refer to the Vanguard Personal Investor Guide for further information.

Further information about Vanguard Personal Investor is available on request. You can obtain a copy of this information on the Vanguard website at the following location www.vanguard.com.au. The latest version of the Investor Guide can be found at www.vanguard.com.au/offerdocuments.

Vanguard has a dispute resolution process for resolving complaints. If you have a complaint, please contact us on 1300 655 101, or send us a secure message via Vanguard Online. We will respond as soon as possible (and always within 30 days for standard complaints). Complex complaints may have a different maximum timeframe for responding. We will notify you if a different maximum timeframe will apply to your complaint.

If an issue has not been resolved to your satisfaction, you can lodge a complaint with the Australian Financial Complaints Authority.

Website: www.afca.org.au
 Email: info@afca.org.au
 Telephone: 1800 931 678 (free call)
 In writing to: Australian Financial Complaints Authority, GPO Box 3, Melbourne VIC 3001.

Vanguard obtains the information in this report from a number of sources believed to be reliable as at the report date. While Vanguard makes best endeavours to ensure the accuracy of the information in this report, Vanguard cannot warrant or guarantee the accuracy of information provided by third parties.

Vanguard Investments Australia Ltd (ABN 72 072 881 086 / AFS Licence 227263) is the operator of Vanguard Personal Investor. Past performance is not an indication of future performance.

WOODHILL SUPER FUND
59 ELLIOTT STREET
BALMAIN NSW 2041

Vanguard Personal Investor Annual Tax Report

1 July 2021 to 30 June 2022

Investor name: WOODHILL SUPER FUND
Account number: 86436888
Tax file number status: Supplied
Account type: Smsf

The tax guide reference items are valid for Australian tax resident individual investors only.

Income

Australian income (non-primary production)

Interest	Amount	Tax guide reference
Interest income	\$42.07	10L
Interest income	\$42.07	

Dividends	Amount	Tax guide reference
Unfranked amount	\$0.00	11S
Franked amount (not inclusive of franking credits)	\$0.00	11T
Australian dividend franking credits	\$0.00	11U
Gross dividend income	\$0.00	

Contact us



Log in to Vanguard Online
vanguard.com.au/personal

Account number: 86436888

Trust distributions	Amount	Tax guide reference
Franked amount (inclusive of franking credits)	\$295.80	13C
Unfranked amount	\$20.29	13U
Interest income	\$9.27	13U
Other income	\$15.33	13U
Other income - CBMI	\$0.00	13U
Other income excl. NCMI	\$0.08	13U
Other income - NCMI	\$0.12	13U
Other deductions (relating to trust distributions)	\$0.00	13Y
Gross trust distribution income	\$340.89	

Foreign income

Dividends	Amount	Tax guide reference
Foreign source div. income (including tax offsets)	\$0.00	20M + 20E
Australian franking credits from a NZ company	\$0.00	20F

Trust distributions	Amount	Tax guide reference
Assessable foreign income (including tax offsets)	\$157.71	20M + 20E
Attributable income CFC	\$0.00	19K
Non-taxable income	\$0.00	N/A
Gross foreign income	\$157.71	

Other income

	Amount	Tax guide reference
Disposal of traditional securities	\$0.00	24Y(gains)/ D15(losses)
Other assessable income	\$0.00	24Y
FX gains / losses	\$0.00	24Y(gains)/ D15(losses)
Management fee rebate	\$0.00	N/A
Gross other income	\$0.00	

Total gross income	\$540.67	
---------------------------	-----------------	--

Tax offsets

Tax offsets	Amount	Tax guide reference
Australian dividend franking credits	\$0.00	11U
Foreign dividend tax offsets	\$0.00	200
Trust franking credits	\$93.35	13Q
Trust foreign income tax offsets	\$18.05	200
Australian franking credits from a NZ company	\$0.00	20F
Total tax offsets	\$111.40	
Total net income received	\$429.27	

Deductions

Fees and expenses	Amount	Tax guide reference
Account Fee	\$0.00	N/A
Brokerage	\$0.00	N/A
Other fees	\$0.00	N/A
Total fees	\$0.00	

Tax withheld	Amount	Tax guide reference
TFN withholding tax from gross interest	\$0.00	10M
TFN withholding tax from dividends	\$0.00	11V
TFN withholding tax from distributions	\$0.00	13R
Non-resident withholding tax	\$0.00	13A
Total withholding tax	\$0.00	

Other deductions	Amount	Tax guide reference
LIC capital gain amount ¹	\$0.00	D8
Total other deductions	\$0.00	

¹This amount relates to dividends received from a Listed Investment Company (LIC) which are attributable to LIC capital gains. Individuals, trusts or partnerships are entitled to a deduction of 50% and complying superannuation funds a deduction of 33.3% of the LIC capital gain dividend. We recommend that you seek professional tax advice to assist you in completing your tax return.

Capital gains / (losses)

Capital gains from trust distributions	Amount	Tax guide reference
Discounted capital gains TAP	\$0.00	18
Discounted capital gains TAP - CBMI	\$0.00	18
Discounted capital gains TAP excluding NCMI	\$0.00	18
Discounted capital gains TAP - NCMI	\$0.00	18
Discounted capital gains non-TAP	\$108.61	18
CGT concession	\$108.61	18
CGT concession - CBMI	\$0.00	18
CGT concession excluding NCMI	\$0.00	18
CGT concession - NCMI	\$0.00	18
Index capital gains TAP	\$0.00	18
Index capital gains non-TAP	\$0.00	18
Other capital gains TAP	\$0.00	18
Other capital gains TAP - CBMI	\$0.00	18
Other capital gains TAP excluding NCMI	\$0.00	18
Other capital gains TAP - NCMI	\$0.00	18
Other capital gains non-TAP	\$0.00	18
Capital gains / (losses) from disposal of assets	Amount	Tax guide reference
Discounted capital gains	\$0.00	18
CGT concession	\$0.00	18
Index capital gains	\$0.00	18
Other capital gains	\$305.56	18
Capital loss ²	\$15,667.94	18
Total current year capital gains	\$522.78	18H
Net capital gain³	\$0.00	18A
Net capital losses carried forward	\$15,145.16	18V

²Capital loss is the current year capital loss from disposal of assets, prior to the offset of any capital gains.

³Where there are capital losses, these losses have been firstly offset against other capital gains, then index capital gains then lastly against the gross up discounted capital gains.

Account number: 86436888

Non-assessable income

	Amount	Tax guide reference
Return of capital	\$0.00	N/A
Tax free income	\$0.00	N/A
Tax deferred income	\$0.00	N/A
Tax exempt income	\$0.00	N/A
Non-assessable non-exempt income	\$0.00	N/A
Total non-assessable income	\$0.00	

AMIT cost base net amount	Amount	Tax guide reference
- Excess (reduce cost base)	\$998.43	N/A
- Shortfall (increase cost base)	\$0.00	N/A

Australian interest income and tax information

Payment date	Gross amount	Tax	Net amount
03-Aug-2021	\$1.66	\$0.00	\$1.66
02-Sep-2021	\$0.13	\$0.00	\$0.13
02-Oct-2021	\$0.13	\$0.00	\$0.13
02-Nov-2021	\$0.13	\$0.00	\$0.13
02-Nov-2021	\$0.01	\$0.00	\$0.01
02-Dec-2021	\$0.13	\$0.00	\$0.13
02-Feb-2022	\$2.30	\$0.00	\$2.30
02-Mar-2022	\$5.37	\$0.00	\$5.37
02-Apr-2022	\$7.54	\$0.00	\$7.54
03-May-2022	\$8.50	\$0.00	\$8.50
02-Jun-2022	\$16.17	\$0.00	\$16.17
Total interest income	\$42.07	\$0.00	\$42.07

Australian dividend income and tax information

Ex date	Payment date	Code	Investment product	Unfranked dividend income	Franked dividend income (not including franking tax credits)	Franking tax credits	Total dividend income
Total Australian dividend income				\$0.00	\$0.00	\$0.00	\$0.00

Australian trust distribution income and tax information

Australian income

Code	Investment product	Franked amount (including franking tax credits)	Unfranked amounts	Franking tax credits	Interest income	Other deductions
VAN0722AU	Vanguard Active Global Growth Fund	\$0.00	\$1.53	\$0.00	\$0.00	\$0.00
VAN0111AU	Vanguard High Growth Index Fund	\$295.80	\$18.76	\$93.35	\$9.27	\$0.00
Total Australian trust distributions		\$295.80	\$20.29	\$93.35	\$9.27	\$0.00

Code	Investment product	Other income	Other income - CBMI	Other Income excl. NCMI	Other Income - NCMI
VAN0722AU	Vanguard Active Global Growth Fund	\$7.43	\$0.00	\$0.00	\$0.00
VAN0111AU	Vanguard High Growth Index Fund	\$7.90	\$0.00	\$0.08	\$0.12

Code	Investment product	Other income	Other income - CBMI	Other Income excl. NCMI	Other Income - NCMI
Total Australian trust distributions		\$15.33	\$0.00	\$0.08	\$0.12

Trust distributions from foreign source

Code	Investment product	Assessable foreign source income (Including tax offsets)	Attributable income CFC	Non-taxable income	Foreign income tax offsets
VAN0722AU	Vanguard Active Global Growth Fund	\$74.91	\$0.00	\$0.00	\$5.97
VAN0111AU	Vanguard High Growth Index Fund	\$82.80	\$0.00	\$0.00	\$12.08
Total Australian trust distributions		\$157.71	\$0.00	\$0.00	\$18.05

Non-assessable income

Code	Investment product	Return of capital	Tax free	Tax deferred	Tax exempt	Non-assessable non-exempt income
VAN0722AU	Vanguard Active Global Growth Fund	\$0.00	\$0.00	\$0.00	\$0.00	\$0.00
VAN0111AU	Vanguard High Growth Index Fund	\$0.00	\$0.00	\$0.00	\$0.00	\$0.00
Total Australian trust distributions		\$0.00	\$0.00	\$0.00	\$0.00	\$0.00

Capital gains

Code	Investment product	Discounted capital gains TAP	Discounted capital gains TAP - CBMI	Discounted capital gains TAP excluding NCMI	Discounted capital gains TAP - NCMI	Discounted capital gains non-TAP
VAN0722AU	Vanguard Active Global Growth Fund	\$0.00	\$0.00	\$0.00	\$0.00	\$0.00
VAN0111AU	Vanguard High Growth Index Fund	\$0.00	\$0.00	\$0.00	\$0.00	\$108.61
Total Australian trust distributions		\$0.00	\$0.00	\$0.00	\$0.00	\$108.61

Code	Investment product	CGT concession	CGT concession - CBMI	CGT concession excluding NCMI	CGT concession - NCMI	Index capital gains TAP	Index capital gains non-TAP
VAN0722AU	Vanguard Active Global Growth Fund	\$0.00	\$0.00	\$0.00	\$0.00	\$0.00	\$0.00
VAN0111AU	Vanguard High Growth Index Fund	\$108.61	\$0.00	\$0.00	\$0.00	\$0.00	\$0.00
Total Australian trust distributions		\$108.61	\$0.00	\$0.00	\$0.00	\$0.00	\$0.00

Code	Investment product	Other capital gains TAP	Other capital gains TAP - CBMI	Other capital gains TAP excluding NCMI	Other capital gains TAP - NCMI	Other capital gains non-TAP
VAN0722AU	Vanguard Active Global Growth Fund	\$0.00	\$0.00	\$0.00	\$0.00	\$0.00
VAN0111AU	Vanguard High Growth Index Fund	\$0.00	\$0.00	\$0.00	\$0.00	\$0.00

Code	Investment product	Other capital gains TAP	Other capital gains TAP - CBMI	Other capital gains TAP excluding NCMI	Other capital gains TAP - NCMI	Other capital gains non-TAP
Total Australian trust distributions		\$0.00	\$0.00	\$0.00	\$0.00	\$0.00

Foreign dividend income and tax information

Ex date	Payment date	Code	Investment product	Foreign source dividend income (including tax offsets)	Foreign income tax offsets	Australian franking credit from NZ companies
Total foreign dividend income				\$0.00	\$0.00	\$0.00

Capital gains / (losses) from disposal of assets

Purchase date	Quantity	Cost base	Reduced cost base	Sale date	Sale proceeds	Gross capital gain/loss	Discounted capital gains	CGT concession	Index capital gains	Other capital gains	Capital losses
Investment product: Vanguard International Shares Index Fund (Hedged) - AUD Class						Code: VAN0105AU					
15-Mar-2021	20,149.10	20,567.86	20,567.86	27-Jun-2022	\$17,017.93	\$-3,549.93	\$0.00	\$0.00	\$0.00	\$0.00	\$3,549.93
01-Apr-2021	1,775.26	1,676.87	1,676.87	27-Jun-2022	\$1,499.38	\$-177.49	\$0.00	\$0.00	\$0.00	\$0.00	\$177.49
01-Jul-2021	1,058.82	992.11	992.11	27-Jun-2022	\$894.28	\$-97.83	\$0.00	\$0.00	\$0.00	\$0.00	\$97.83
Sub total		23,236.84	23,236.84		\$19,411.59	\$-3,825.25	\$0.00	\$0.00	\$0.00	\$0.00	\$3,825.25
Investment product: Vanguard High Growth Index Fund						Code: VAN0111AU					
15-Mar-2021	11,093.85	20,256.83	20,256.83	27-Jun-2022	\$18,139.55	\$-2,117.28	\$0.00	\$0.00	\$0.00	\$0.00	\$2,117.28

Purchase date	Quantity	Cost base	Reduced cost base	Sale date	Sale proceeds	Gross capital gain/loss	Discounted capital gains	CGT concession	Index capital gains	Other capital gains	Capital losses
01-Apr-2021	434.68	767.07	767.07	27-Jun-2022	\$710.75	\$-56.32	\$0.00	\$0.00	\$0.00	\$0.00	\$56.32
01-Jul-2021	406.57	734.56	734.56	27-Jun-2022	\$664.78	\$-69.78	\$0.00	\$0.00	\$0.00	\$0.00	\$69.78
01-Oct-2021	79.81	145.68	145.68	27-Jun-2022	\$130.50	\$-15.18	\$0.00	\$0.00	\$0.00	\$0.00	\$15.18
01-Jan-2022	54.42	102.72	102.72	27-Jun-2022	\$88.98	\$-13.74	\$0.00	\$0.00	\$0.00	\$0.00	\$13.74
01-Apr-2022	158.13	282.96	282.96	27-Jun-2022	\$258.56	\$-24.40	\$0.00	\$0.00	\$0.00	\$0.00	\$24.40
Sub total		22,289.82	22,289.82		\$19,993.12	\$-2,296.70	\$0.00	\$0.00	\$0.00	\$0.00	\$2,296.70
Investment product: Vanguard Active Global Growth Fund							Code: VAN0722AU				
04-Mar-2021	7,363.77	9,851.11	9,851.11	18-Jan-2022	\$10,156.11	\$305.00	\$0.00	\$0.00	\$0.00	\$305.00	\$0.00
15-Mar-2021	7,109.85	9,856.24	9,856.24	18-Jan-2022	\$9,805.91	\$-50.33	\$0.00	\$0.00	\$0.00	\$0.00	\$50.33
01-Apr-2021	27.54	37.43	37.43	18-Jan-2022	\$37.98	\$0.55	\$0.00	\$0.00	\$0.00	\$0.56	\$0.00
01-Apr-2021	88.21	119.87	119.87	08-Mar-2022	\$99.48	\$-20.39	\$0.00	\$0.00	\$0.00	\$0.00	\$20.39
01-Jul-2021	84.22	123.99	123.99	08-Mar-2022	\$94.98	\$-29.01	\$0.00	\$0.00	\$0.00	\$0.00	\$29.01
06-Jul-2021	17,561.21	25,810.71	25,810.71	08-Mar-2022	\$19,805.53	\$-6,005.18	\$0.00	\$0.00	\$0.00	\$0.00	\$6,005.18
06-Jul-2021	8,908.00	13,034.36	13,034.36	27-Jun-2022	\$9,847.79	\$-3,186.57	\$0.00	\$0.00	\$0.00	\$0.00	\$3,186.57
01-Oct-2021	478.84	705.27	705.27	27-Jun-2022	\$529.36	\$-175.91	\$0.00	\$0.00	\$0.00	\$0.00	\$175.91
01-Jan-2022	200.37	294.42	294.42	27-Jun-2022	\$221.51	\$-72.91	\$0.00	\$0.00	\$0.00	\$0.00	\$72.91

Account number: 86436888

Purchase date	Quantity	Cost base	Reduced cost base	Sale date	Sale proceeds	Gross capital gain/loss	Discounted capital gains	CGT concession	Index capital gains	Other capital gains	Capital losses
01-Apr-2022	52.67	63.92	63.92	27-Jun-2022	\$58.23	\$-5.69	\$0.00	\$0.00	\$0.00	\$0.00	\$5.69
Sub total		59,897.32	59,897.32		\$50,656.88	\$-9,240.44	\$0.00	\$0.00	\$0.00	\$305.56	\$9,545.99
Total		105,423.98	105,423.98		\$90,061.59	\$-15,362.39	\$0.00	\$0.00	\$0.00	\$305.56	\$15,667.94

Disposal of traditional securities tax information

Code	Investment product	Quantity	Cost base	Purchase date	Sale date	Sale proceeds	Profit / (loss)
Total			\$0.00			\$0.00	\$0.00

TFN withholding credits and non-resident withholding tax information

Code	Investment product	TFN withholding credits	Non-resident withholding tax
VAN0111AU	Vanguard High Growth Index Fund	\$0.00	\$0.00
VAN0722AU	Vanguard Active Global Growth Fund	\$0.00	\$0.00
Total		\$0.00	\$0.00

AMIT cost base net amount information

Code	Investment product	Excess (reduce cost base)	Shortfall (increase cost base)
VAN0722AU.AU	Vanguard Active Global Growth Fund	\$993.54	\$0.00
VAN0111AU.AU	Vanguard High Growth Index Fund	\$4.89	\$0.00
Total		\$998.43	\$0.00

Vanguard has a dispute resolution process for resolving complaints. If you have a complaint, please contact us on 1300 655 101, or send us a secure message via Vanguard Online. We will respond as soon as possible (and always within 30 days for standard complaints). Complex complaints may have a different maximum timeframe for responding. We will notify you if a different maximum timeframe will apply to your complaint.

If an issue has not been resolved to your satisfaction, you can lodge a complaint with the Australian Financial Complaints Authority.

Website: www.afca.org.au
 Email: info@afca.org.au
 Telephone: 1800 931 678 (free call)
 In writing to: Australian Financial Complaints Authority, GPO Box 3, Melbourne VIC 3001.

Vanguard Investments Australia Ltd (ABN 72 072 881 086 / AFS Licence 227263) is the operator of Vanguard Personal Investor.
 Past performance is not an indication of future performance.



Independent review report by the auditor to the Board of Directors of Vanguard Investments Australia Ltd on the specified annual investor statements for the year ended 30 June 2022

Scope

We have reviewed the annual investor statements given to the clients of Vanguard Personal Investor product (the clients) for the year ended 30 June 2022 prepared by Vanguard Investments Australia Ltd (the Operator). The directors and management of the Operator are responsible for the annual investor statements of the clients, which comprise for each client a statement of the quantity and value of assets and liabilities held through the Operator by the client as at 30 June 2022 and the corresponding revenue and expenses of the client for the year ended on that date. The directors of the Operator have determined that the accounting policies used and described in the Documented Internal Control Procedures (“the specified basis of preparation”), including the basis of accounting, are appropriate to meet the requirements of Australian Securities & Investments Commission Class Order 13/763 "Investor directed portfolio services" (as amended). No opinion is expressed as to whether the specified basis of preparation is appropriate to the needs of the clients. We have conducted an independent review of the annual investor statements in order to state whether, on the basis of the procedures described below, anything has come to our attention that would indicate that any annual investor statement given to any client is materially misstated.

Our review has been conducted in accordance with Australian Auditing Standards applicable to review engagements. A review is limited primarily to inquiries of the Operator’s personnel and analytical procedures applied to the financial data. These procedures do not provide all the evidence that would be required in an audit, thus the level of assurance provided is less than that given in an audit. We have not performed an audit of any individual annual investor statement and, accordingly, we do not express an audit opinion in relation to any client’s individual annual investor statement.

We have also performed an independent audit of internal controls and other relevant accounting procedures of the Operator, including those of its custodian and any other relevant person acting on behalf of the Operator, as they relate to the preparation of the annual investor statements (“the internal controls”) and have issued a separate unqualified audit opinion on whether the internal controls implemented by the Operator were suitably designed and operated effectively to ensure that there are no material misstatements in the clients’ annual investor statements for the year ended 30 June 2022.

This report has been prepared to meet the requirements of Australian Securities & Investments Commission Class Order 13/763 "Investor directed portfolio services" (as amended). No responsibility will be accepted for any reliance on this report for any other purpose.

The Statement provided below has been prepared on the above basis.

PricewaterhouseCoopers, ABN 52 780 433 757

2 Riverside Quay, SOUTHBANK VIC 3006, GPO Box 1331 MELBOURNE VIC 3001
T: +61 3 8603 1000, F: +61 3 8603 1999, www.pwc.com.au

Liability limited by a scheme approved under Professional Standards Legislation.



Statement

Based on our review, which is not an audit, nothing has come to our attention that causes us to believe that any annual investor statement for the year ended 30 June 2022 given to any client is materially misstated.

PricewaterhouseCoopers

PricewaterhouseCoopers

Britt Hawkins

Britt Hawkins
Partner

Melbourne
16 September 2022

Payment receipt



Payment receipt number is **457264940**

Date and time of request: **31 December 2021 09:54 (AEDT)**

Amount \$440.00

From Cash Management Account
Ian Meredith Woodhill & Susan Elizabeth Woodhill Atf Woodhill Super Fund
186-200 | 000122686678

To Albert Ng
032-382 | 406546

When Paying Friday, 31 Dec 2021 (AEDT)

Description Audit Fees

Payment type Funds transfer



Woodhill Super Fund
AKB Accounting Pty Ltd
PO Box 2133
Churchlands WA 6018

Invoice #: 00175396

Date: 7/03/2022

TAX INVOICE

ABN 18 117 736 160

SMSF Deed update subscription for the year ending 6 April 2023	SC9277	\$125.00
	GST:	\$12.50
DUE AND PAYABLE BY: 7/04/2022 <u>NO PAYMENT REQUIRED, WE WILL DIRECT DEBIT YOUR BANK ACCOUNT ON THE DUE DATE</u>		\$137.50

IMPORTANT DEED UPDATE NOTICE

SMSF deeds need to be updated regularly to comply with changes in legislation.

Your SUPERCentral automatic deed update subscription allows you to rest at ease knowing your deed's governing rules will always be updated in line with any regulatory amendments, thereby securing full compliance with the law.

Payment methods: *PLEASE QUOTE INVOICE NUMBER IF PAYING BY EFT*****

- * Direct debit - download and return our Direct Debit Agreement form available from: www.supercentral.com.au/payments
- * Secure on line payment by Mastercard or Visa - go to www.supercentral.com.au/payments
- * Bank transfer to BSB 062 000 Account No: 1177 2950 quoting reference: **00175396**
- * Credit card - complete details below
- * Cheque payable to SUPERCentral Pty Ltd

Remittance advice:

Please detach this slip and return it with your remittance via mail:

SUPERCentral Pty Ltd
Level 9, 65 York Street
SYDNEY NSW 2000

fax:

02 8296 6267

Credit card details - Mastercard or Visa only:

Number: _____

Expiry date: ____/____

Name on card: _____

Signature: _____

Woodhill Super Fund SC9277 7/03/2022 00175396 \$137.50

NO PAYMENT REQUIRED, WE WILL DIRECT DEBIT YOUR BANK ACCOUNT ON THE DUE DATE



Tax Report 2022

Date: 06/06/2022 10:32

Period: 1 Jul 2021 to 30 Jun 2022

Content

1. Capital gains summary
2. Income summary
3. Asset Summary
4. End of Year Balances
5. Capital Gains Transactions
6. Income Transactions
7. Gifts, donations & lost assets
8. Expenses
9. Data sources

All fiat values and prices are in AUD unless stated otherwise. Capital gains have been calculated using the FIFO accounting method (universal tax lot for each currency). Trading between cryptocurrencies is treated as a taxable event. Market prices are determined using the average market value at the time of the disposal - unless the price is provided by the trading platform or manually overridden. All dates and times are in the Australia/Lord_Howe timezone.

Capital gains from assets that have a holding period of over 1 year (starting the day after purchase) have been marked as Long Term gains while those with a shorter holding period are Short Term gains.

This report may be used for tax purposes after it has been checked for accuracy and completeness by yourself or your tax advisor.

Capital gains summary

Summary of your profit and loss from crypto disposals/sales/trades.

Number of disposals	0
Short term	0
Long term	0
Proceeds from sales	\$0.00
Short term	\$0.00
Long term	\$0.00
Acquisition costs	\$0.00
Short term	\$0.00
Long term	\$0.00
Profits, before losses	\$0.00
Short term	\$0.00
Long term	\$0.00
Losses	\$0.00
Short term	\$0.00
Long term	\$0.00
Net gains	\$0.00
Short term	\$0.00
Long term	\$0.00

Other gains

Summary of your gains from transactions tagged as Realized P&I (normally from futures or derivatives trades). These gains have NOT been included in your capital gains so you may want to report them separately

Number of trades	0
Total profit	\$0.00
Total loss	\$0.00
Net gains	\$0.00

Income summary

Summary of any income you may have earned from various crypto events during the tax year.

Airdrop	\$0.00
Fork	\$0.00
Mining	\$0.00
Reward	\$0.00
Loan interest	\$0.00
Other income	\$0.00
Total	\$0.00

Expenses

These costs have not been included in your capital gains but you may be able to deduct them elsewhere on your tax return. Trading fees are already included in the capital gains and will not be shown here.

Cost	\$0.00
Margin trade fee	\$0.00
Margin interest fee	\$0.00
Transfer fees	\$0.00
Total	\$0.00

Gifts, donations & lost assets

This section shows you the value of transactions tagged as Gift, Donation or Lost. No capital gains are realized on such transactions (remove the tags if you need to realize gains on them).

Gift	\$0.00
Lost	\$0.00
Donation	\$0.00
Total	\$0.00

Asset Summary

Asset	Profit (AUD)	Loss (AUD)	Net (AUD)
	0.00	0.00	0.00

End of Year Balances



Asset	Quantity	Cost (AUD)	Value (AUD)	Description
BTC (Bitcoin)	1.35104010	19,158.12	56,107.08	@ \$41,528.81 per BTC
ETH (Ethereum)	4.75950323	12,611.52	11,932.16	@ \$2,507.02 per ETH
AION (Aion)	0.00472500	0.02	0.00	@ \$0.05 per AION
-	-	31,769.66	68,039.24	-

Capital Gains Transactions

No transactions

Income Transactions

No transactions

Gifts, donations & lost assets

No transactions

Expenses

No transactions

Data sources

The data sources used to generate this report are listed below.

1. Blockchain Wallet 2
2. CoinSpot
3. Blockchain Wallet
4. Binance

Macquarie Bank Limited

ABN 46 008 583 542 | AFS Licence Number 237502

Macquarie Banking and Financial Services Group, a Member of the Macquarie Group

Office address

1 Shelley Street, Sydney NSW 2000

Client service

1800 806 310
transact@macquarie.com

Postal address

GPO Box 2520, Sydney NSW 2001

Financial services professionals

1800 808 508
adviser@macquarie.com

Offices also in Melbourne, Brisbane, Perth and Adelaide.

Fax 1800 550 140

Visit us online at macquarie.com.au



14 July 2022

BSB: 186-200

Account Number: 000122686678

Account Name:

IAN MEREDITH WOODHILL &
SUSAN ELIZABETH WOODHILL ATF
WOODHILL SUPER FUND

Account open date: 23 May 2007

The following balances and interest details are provided for the above account for the 2021 - 2022 financial year:

Account balance as at 30/06/2022	\$881,377.56
Gross income paid during 2021 - 2022 financial year	\$84.56

If you would like any further information regarding the above, please contact your financial services professional or Macquarie on **1800 806 310**.

This information has been prepared by Macquarie Bank Limited ABN 46 008 583 542 for general information purposes only, without taking into account any potential investors' personal objectives financial situations or needs. Before acting on this general information, you must consider its appropriateness having regard to your own objectives, financial situations and needs. All potential investors should obtain financial, legal and taxation information before making any decision regarding a particular financial product.



Financial Year's Interest Report

Interest details shown are for selected accounts as at 14 July 2022, 16:02 PM

Accounts	1 July 2022 - to date		1 July 2021 - 30 June 2022	
	Interest charged	Interest earned	Interest charged	Interest earned
CASH MANAGEMENT ACCOUNT IAN MEREDITH WOODHILL & SUSAN ELIZABETH WOODHILL ATF WOODHILL SUPER FUND 186200 000122686678	0.00	0.00	0.00	84.56
Total	0.00	0.00	0.00	84.56

Notes

1. Closed accounts are not included in this Report.
2. Account balances may not include pending transactions and pre-authorisations awaiting final approval by the merchant and may also exclude cheque payments awaiting clearance.
3. This document does not satisfy the substantiation requirements for tax purposes. Account holders must ensure that they make their own assessment of the deductibility of expenses and must retain the appropriate documentation in accordance with the tax law.
4. Please refer to the most recent June statement for details of last Financial Year income.



Macquarie Cash Management Account

MACQUARIE BANK LIMITED
ABN 46 008 583 542 AFSL 237502

enquiries 1800 806 310
transact@macquarie.com
www.macquarie.com.au

GPO Box 2520
Sydney, NSW 2001



MR I M WOODHILL &
MRS S E WOODHILL
59 ELLIOTT STREET
BALMAIN NSW 2041

1 Shelley Street
Sydney, NSW 2000

account balance **\$881,377.56**
as at 30 Jun 22

account name IAN MEREDITH WOODHILL &
SUSAN ELIZABETH WOODHILL ATF
WOODHILL SUPER FUND
account no. 122686678

transaction	description	debits	credits	balance
31.12.21	OPENING BALANCE			86,146.46
10.01.22	Deposit ATO ATO007000015681609		2,291.67	88,438.13
10.01.22	Funds transfer PP TO CBA IM & SE WOODHILL	2,210.00		86,228.13
10.02.22	Funds transfer PP TO CBA IM & SE WOODHILL	2,210.00		84,018.13
10.03.22	Funds transfer PP TO CBA IM & SE WOODHILL	2,210.00		81,808.13
07.04.22	Direct debit SUPERCENTRAL SUPERCENT 00175396	137.50		81,670.63
08.04.22	Funds transfer PP TO CBA IM & SE WOODHILL	2,210.00		79,460.63
10.05.22	Funds transfer PP TO CBA IM & SE WOODHILL	2,210.00		77,250.63
10.06.22	Deposit SMA OPERATIONS SMA00365912		806,252.37	883,503.00
10.06.22	Funds transfer PP TO CBA IM & SE WOODHILL	2,210.00		881,293.00
30.06.22	Interest MACQUARIE CMA INTEREST PAID*		84.56	881,377.56

how to make a transaction

online
Log in to www.macquarie.com.au/personal

by phone
Call 133 275 to make a phone transaction

transfers from another bank account
Transfer funds from another bank to this account:
BSB 186 200
ACCOUNT NO. 122686678

deposits using BPay
From another bank



Bill code: 20206
Ref: 122 686 678

continued on next



Macquarie Cash Management Account

enquiries 1800 806 310

account name IAN MEREDITH WOODHILL &
SUSAN ELIZABETH WOODHILL ATF
WOODHILL SUPER FUND
account no. 122686678

transaction	description	debits	credits	balance
	CLOSING BALANCE AS AT 30 JUN 22	13,397.50	808,628.60	881,377.56

* Stepped interest rates for the period 1 January to 16 June: balances \$0.00 to \$4,999.99 earned 0.00%
balances \$5,000.00 and above earned 0.00% pa (167 days); 17 June to 30 June: balances \$0.00 to \$4,999.99
earned 0.25% balances \$5,000.00 and above earned 0.25% pa (14 days)

annual interest summary 2021/2022

INTEREST PAID	84.56
TOTAL INCOME PAID	84.56

continued on next



Macquarie Cash Management Account

enquiries 1800 806 310

account name IAN MEREDITH WOODHILL &
SUSAN ELIZABETH WOODHILL ATF
WOODHILL SUPER FUND
account no. 122686678

We offer several options that allow you to make payments and view transactions free of charge

- Electronic funds transfers up to \$5,000 a day using online banking.
- Increase your limit to \$100,000 using the Macquarie Authenticator App or nominate an account for unlimited transfers by contacting us.
- BPAY payments (subject to BPAY biller code limits) free of charge via online and mobile banking.
- Make the switch to free online statements by updating your preference online.

About your account

- Interest is calculated on daily balances and paid monthly. The interest rate is variable and may change at any time without prior notice.
- For more information about your account including fees and charges, mistaken payments or unauthorised transactions, please read the terms and conditions for your product, available at macquarie.com.au or by contacting us. If you have a complaint about our service, or to find out more about our dispute resolution procedures, please refer to macquarie.com.au/feedback-and-complaints.

Protect your account

- Please check each entry on this statement. If you think there is an error or unauthorised transaction, please contact us right away.
- If you have new contact details, please contact us to update them.
- This statement should be kept in a safe place at all times. Please read the Product Information Statement for more details about keeping your account secure.

Access to and sharing your data

- We may provide access to or share an electronic copy of your data (account details, balance, transaction history and personal information) with other parties at your or your Financial Services Professional's request. This includes people who work with or for your Financial Services Professional such as accountants, consultants, technology platform owner/operators and others, some of whom may not be in Australia.
- Please refer to the current offer document for more information and speak with your Financial Services Professional if you have questions about how your data may be used, disclosed and/or protected.

Visit our Help Centre

- Here you'll find answers to common questions about your account. For more information, please visit help.macquarie.com

Download the Macquarie Mobile Banking app

- The Macquarie Mobile Banking app makes managing your money simple and convenient.



*The Apple logo is a trademark of Apple Inc, registered in the U.S. and other countries.
App Store is a service mark of Apple Inc. Google Logo is a trademark of Google LLC.*



Macquarie Cash Management Account

MACQUARIE BANK LIMITED
ABN 46 008 583 542 AFSL 237502

enquiries 1800 806 310
transact@macquarie.com
www.macquarie.com.au

GPO Box 2520
Sydney, NSW 2001



MR I M WOODHILL &
MRS S E WOODHILL
59 ELLIOTT STREET
BALMAIN NSW 2041

1 Shelley Street
Sydney, NSW 2000

account balance **\$86,146.46**
as at 31 Dec 21

account name IAN MEREDITH WOODHILL &
SUSAN ELIZABETH WOODHILL ATF
WOODHILL SUPER FUND
account no. 122686678

transaction	description	debits	credits	balance
30.06.21	OPENING BALANCE			90,040.31
02.07.21	Funds transfer TRANSACT FUNDS TFR TO WOODHILL SUPER FUN	40,000.00		50,040.31
09.07.21	Funds transfer PP TO CBA IM & SE WOODHILL	2,210.00		47,830.31
10.08.21	Funds transfer PP TO CBA IM & SE WOODHILL	2,210.00		45,620.31
10.09.21	Funds transfer PP TO CBA IM & SE WOODHILL	2,210.00		43,410.31
08.10.21	Funds transfer PP TO CBA IM & SE WOODHILL	2,210.00		41,200.31
10.11.21	Funds transfer PP TO CBA IM & SE WOODHILL	2,210.00		38,990.31
30.11.21	Deposit SMA OPERATIONS SMA00365912		50,000.00	88,990.31
02.12.21	Deposit Vanguard86436888 656361		466.15	89,456.46
10.12.21	Funds transfer PP TO CBA IM & SE WOODHILL	2,210.00		87,246.46
31.12.21	Funds transfer TRANSACT FUNDS TFR TO ALBERT NG	440.00		86,806.46

how to make a transaction

online
Log in to www.macquarie.com.au/personal

by phone
Call 133 275 to make a phone transaction

transfers from another bank account
Transfer funds from another bank to this account:
BSB 186 200
ACCOUNT NO. 122686678

deposits using BPay
From another bank



Bill code: 20206
Ref: 122 686 678

continued on next



Macquarie Cash Management Account

enquiries 1800 806 310

account name IAN MEREDITH WOODHILL &
SUSAN ELIZABETH WOODHILL ATF
WOODHILL SUPER FUND
account no. 122686678

	transaction	description	debits	credits	balance
31.12.21	Funds transfer	TRANSACT FUNDS TFR TO AMBRISH BHARDWAJ	660.00		86,146.46
		CLOSING BALANCE AS AT 31 DEC 21	54,360.00	50,466.15	86,146.46

* Stepped interest rates for the period 1 July to 31 December: balances \$0.00 to \$4,999.99 earned 0.00%
balances \$5,000.00 and above earned 0.00% pa (184 days)

continued on next



Macquarie Cash Management Account

enquiries 1800 806 310

account name IAN MEREDITH WOODHILL &
SUSAN ELIZABETH WOODHILL ATF
WOODHILL SUPER FUND
account no. 122686678

We offer several options that allow you to make payments and view transactions free of charge

- Electronic funds transfers up to \$5,000 a day using online banking.
- Increase your limit to \$100,000 using the Macquarie Authenticator App or nominate an account for unlimited transfers by contacting us.
- BPAY payments (subject to BPAY biller code limits) free of charge via online and mobile banking.
- Make the switch to free online statements by updating your preference online.

About your account

- Interest is calculated on daily balances and paid monthly. The interest rate is variable and may change at any time without prior notice.
- For more information about your account including fees and charges, mistaken payments or unauthorised transactions, please read the terms and conditions for your product, available at macquarie.com.au or by contacting us. If you have a complaint about our service, or to find out more about our dispute resolution procedures, please refer to macquarie.com.au/feedback-and-complaints.

Protect your account

- Please check each entry on this statement. If you think there is an error or unauthorised transaction, please contact us right away.
- If you have new contact details, please contact us to update them.
- This statement should be kept in a safe place at all times. Please read the Product Information Statement for more details about keeping your account secure.

Access to and sharing your data

- We may provide access to or share an electronic copy of your data (account details, balance, transaction history and personal information) with other parties at your or your Financial Services Professional's request. This includes people who work with or for your Financial Services Professional such as accountants, consultants, technology platform owner/operators and others, some of whom may not be in Australia.
- Please refer to the current offer document for more information and speak with your Financial Services Professional if you have questions about how your data may be used, disclosed and/or protected.

Visit our Help Centre

- Here you'll find answers to common questions about your account. For more information, please visit help.macquarie.com

Download the Macquarie Mobile Banking app

- The Macquarie Mobile Banking app makes managing your money simple and convenient.



*The Apple logo is a trademark of Apple Inc, registered in the U.S. and other countries.
App Store is a service mark of Apple Inc. Google Logo is a trademark of Google LLC.*

AKB ACCOUNTING PTY LTD
ABN 71104505884
Accountants and Registered Tax Agents

3/194 Scarborough
 Beach Road,
 MT Hawthorn WA 6016

Po Box 2133,
 Churchlands
 WA 6018

Tel: 08 9443 7333
 Fax: 08 9443 7322
 akb@ac-tax.com



TAX INVOICE

Woodhill Super Fund
 59 Elliott Street,
 Balmain NSW 2041

Date: 29/12/2021
 Inv No

Details	\$ (ex-tax)	Tax						
Professional Services Rendered								
Preparation & Lodgement of Tax Return for the FY 2020/21	200.00	GST						
Preparation of financials & minutes, MCS	400.00	GST						
<table border="1" style="width: 100%; border-collapse: collapse;"> <tr> <td style="width: 50%;">BSB</td> <td>066 161</td> </tr> <tr> <td>ACCOUNT</td> <td>1029 9221</td> </tr> <tr> <td>BANK</td> <td>COMMONWEALTH</td> </tr> </table>			BSB	066 161	ACCOUNT	1029 9221	BANK	COMMONWEALTH
BSB	066 161							
ACCOUNT	1029 9221							
BANK	COMMONWEALTH							
Payment terms: Due Immediately								
Sub-Total	600.00							
Plus GST	60.00							
TOTAL AMOUNT PAYABLE	660.00							

TAX INVOICE



AAS@SMSFAUDITS

ABN : 5004 893 2231

P O BOX 49

Ashfield NSW 1800

23/12/2021

Bill to : **Trustee – WOODHILL SUPER FUND**
59 Elliott Street
Balmain NSW 2041

INV. NO 12-21-WOODHILL

ABN 269 757 977 08

Scope of work

▶ Audit SMSF > Woodhill Super Fund FY'21 Financial & Compliance	400.00
--	--------

GST	40.00
-----	-------

Total Fees	\$440.00 inc GST
-------------------	-------------------------

Payment can be made via EFT to WESPTAC BANK
Name - AAS@SMSFAUDITS-Albert Ng
BSB 032-382 Acct 406546 12-21-WOODHILL

albertn@tpg.com.au
aassmsfaudit@gmail.com

Susan Woodhill
59 Elliott Street
BALMAIN NSW 2041



Proof of Balance Report

Account balances shown are for selected accounts as at 14 July 2022, 16:02 PM

Accounts	Available	Balance
CASH MANAGEMENT ACCOUNT IAN MEREDITH WOODHILL & SUSAN ELIZABETH WOODHILL ATF WOODHILL SUPER FUND 186200 000122686678	879,999.73 CR	879,999.73 CR
Total	879,999.73 CR	879,999.73 CR

Notes

1. Closed accounts are not included in this Report.
2. Account balances may not include pending transactions and pre-authorisations awaiting final approval by the merchant and may also exclude cheque payments awaiting clearance.
3. This document does not satisfy the substantiation requirements for tax purposes. Account holders must ensure that they make their own assessment of the deductibility of expenses and must retain the appropriate documentation in accordance with the tax law.

Woodhill SMSF Investment Strategy

The following document details the investment strategy of Woodhill SMSF.

The members of the fund are Ian Woodhill (aged 74) and Susan Woodhill (aged 72). Both members of the fund are in pension stage and the fund has combined assets (as at 30 June 2020) of \$1,060,009.50.

OBJECTIVES

The fund will target an annual return of CPI (currently 1.9%) plus 3% a year.

The overall composition of the fund's assets and their diversification will be given appropriate consideration. When doing so, members' assets held outside of the SMSF will also be taken into consideration.

The fund can invest in equities (both Australian and global), fixed income and cash, cryptocurrency and property.

The fund may, depending on the opportunity, consider alternative-type investments for a small portion of the balance, or derivatives. When investing in derivatives, a derivative risk statement outlining the expertise of the trustee will be attached.

After consideration of the expected risk and return of investments, appropriate diversification, the liquidity of certain investments with regard to the fund's expected cash flow requirements and the fund's ability to discharge its liabilities, the trustees have agreed on the following asset allocation targets:

- Equities 0–70%
 - Australian 0–30%
 - Global 0–40%
- Cash or fixed income 0–20%
- Property 10%
 - Listed property trusts 5%
 - Unlisted property trusts 5%
- Alternatives (incl. Crypto) 0–5%

If, due to significant market movements, any asset class becomes over allocated, the trustees will rebalance the portfolio at the earliest opportunity or the next trustee meeting, whichever occurs first.

The trustees have agreed that, due to the low returns from term deposits, a relatively high allocation to growth assets such as equities will help maximise their superannuation in order to achieve a beneficial retirement outcome. Within the allocation to Australian equities, the fund will also seek a significant portion of quality companies that prioritise dividends in order to maximise the fund's income as well as capital gains. A maximum 20% allocation to cash or fixed income should provide the fund some security during volatile market periods and up to 15% allocation to property and alternative assets will improve the fund's overall diversity.

POLICIES

The kind of investment vehicle chosen for an asset class – such as a managed fund, direct investment, exchange-traded fund (ETF) – will be at the discretion of the trustees.

The fund will be sufficiently diversified across asset classes and where investing directly in an asset class, such as equities, will invest between 10 % and 20% in equities.

The fund has no intention of investing in real property or listed or unlisted property trusts at this stage.

A sufficient liquid balance will be maintained to meet regular cash-flow requirements of administration expenses and tax. When one, or both of the members, passes away, member benefits and liquidity will be considered as required.

This document will be reviewed annually in June and reviews will be minuted.

Executed by the Trustees

Ian Meredith Woodhill

I M Woodhill

(Trustee 1)

Date: 30-6-2021

Susan Elizabeth Woodhill

S E Woodhill

(Trustee 2)

Date: 30-6-2021

Date:

31/03/2022

Client:

IAN MEREDITH WOODHILL AND SUSAN ELIZABETH WOODHILL
TRUSTEES FOR THE WOODHILL SUPER FUND

Address:

59 ELLIOTT STREET, BALMAIN, NSW 2041

Re: Engagement of SMSF Australia Pty Ltd

Following our discussions, we are pleased to accept your appointment as your SMSF Accountant providing you with specialised Self Managed Super Fund accounting and administration services. Our firm seeks to act in the best interests of our clients at all times and to provide the highest level of professional services.

Professional Fees and Payments

All professional fees for the services provided to you will be based on the time and degree of skill and acumen required to complete the tasks required, including out of pocket expenses and statutory charges, unless otherwise agreed between the parties. This amount will be quoted prior to the start of any major project.

Work completed outside of quoted scope are based on our professional fees being:

Partner	\$ 250.00 per hour
Accountant	\$ 150.00 per hour
Bookkeeper/other staff	\$ 70.00 per hour

For work undertaken for periods of less than an hour, the rate shall be charged in 15 minute blocks, or part thereof. All professional fees are GST exclusive.

Any estimate of the cost of service is only an estimate unless otherwise agreed and the actual cost may vary. It is not always possible to provide an accurate estimate of the total cost, as the total cost may change due to unforeseeable problems and delays, the cooperation or otherwise of third persons and deficiencies in documentation. If the costs are likely to be significantly higher than originally estimated, we will provide you with an additional letter of engagement informing you of this and setting out the reasons for the likely increase.

Terms of Payment

Unless other terms have been agreed to, our terms of payment are strictly 7 days from the date of each invoice.

Disclosure of other fees and commissions

We disclose to our clients any commissions or other fees received as a result of work done for that client and will fully comply with any statutory requirements in relation to the disclosure of such information.

Documents

Before we lodge any necessary documentation on your behalf, we will forward draft documentation to you for approval. We shall endeavor to ensure that documentation is lodged with the relevant departments by the due dates, provided all information and documentation is received by in adequate time for preparation and lodgment of the documentation, at least 6 weeks prior to actual lodgment due date.

Responsibility for Accounting and Internal Control Systems

It is important to remember that you are personally responsible for the information contained in any statutory return and that you must retain all necessary supporting documentation to substantiate your transaction. I/we will not take responsibility for any failure on your behalf to maintain adequate records.

Ownership of Documents

The final financial statements, tax return and any other documents which we are specifically engaged to prepare, together with any other original documents given to us, shall remain your property. Any other documents brought into existence by us including general journals, working papers, the general ledger, draft financial statements and/or tax returns, will remain our property at all times. However, we will always provide you with copies of any documents that you may require from time to time.

Lien over Documents

We may invoke a Lien over certain documents held until such time as an outstanding fee has been paid or other satisfactory arrangements are reached. A Lien is a right to hold certain documents or property until the debt incurred in respect of that property/document has been satisfied.



P: 1300 392 544

A: 435 Fullarton Rd, Highgate SA 5063, Australia

Quality Review

As the business includes Chartered Tax Advisers, Fellows of the Taxation Institute of Australia and the IPA we are subject to periodic quality assurance reviews. By engaging SMSF Australia Pty Ltd, you are consenting to your files possibly being part of such a quality review.

Standards

We aim to provide the highest standard of professional service and are focused on the concerns of our clients. If for any reason you feel you have not received the level of service expected or have an issue to raise, please contact myself to discuss how the problem may be resolved.

If you are in agreement with above terms of engagement please sign and return a copy of the Engagement letter to me and keep a copy for your records.

Should you have any further queries in relation to the above, please do not hesitate to contact me.

Yours faithfully



EMILY COOPER
SMSF Australia

Details Required:

- Name of Fund: WOODHILL SUPER FUND
- Tax File Number: 862 405 748
- Name of Trustee/s: IAN MEREDITH WOODHILL
SUSAN ELIZABETH WOODHILL
IAN MEREDITH WOODHILL
- Name of Member/s: SUSAN ELIZABETH WOODHILL

A B Woodhill

Signed on behalf of Fund

SUSAN ELIZABETH WOODHILL

Signatory Name

31 / 03 / 2022

Dated



Australian Government
Australian Taxation Office

Agent SMSF AUSTRALIA PTY LTD
Client WOODHILL SUPER FUND
ABN 26 975 797 708
TFN 862 405 748

Activity statement 001

Date generated	07/11/2022
Overdue	\$0.00
Not yet due	\$0.00
Balance	\$0.00

Transactions

0 results found - from **07 November 2020** to **07 November 2022** sorted by **processed date** ordered **newest to oldest**

WOODHILL SUPER FUND

**Operating Statement
For the year ended 30 June 2021**

	Note	2021	2020
		\$	\$
REVENUE			
Investment revenue	2	(36,450.82)	34,954.96
Total revenue		<u>(36,450.82)</u>	<u>34,954.96</u>
EXPENSES			
General administration	4	20,771.59	6,847.37
		<u>20,771.59</u>	<u>6,847.37</u>
BENEFITS ACCRUED AS A RESULT OF OPERATIONS BEFORE INCOME TAX		(57,222.41)	28,107.59
INCOME TAX EXPENSE/(BENEFIT)			
BENEFITS ACCRUED AS A RESULT OF OPERATIONS		<u>(57,222.41)</u>	<u>28,107.59</u>

WOODHILL SUPER FUND

Statement of Financial Position As at 30 June 2021

	Note	2021 \$	2020 \$
INVESTMENTS			
Shares in Listed Companies			
Crypto Currency	6	52,040.36	19,003.38
Cash and Managed Funds	5	805,582.34	829,930.32
TOTAL INVESTMENTS		<u>857,622.70</u>	<u>848,933.70</u>
OTHER ASSETS			
Macquarie CMT Account		90,040.31	34,782.47
Term Deposit			150,000.00
Income Tax Refund		2,291.67	
Westpac Reward Saver Account			
Westpac Reward Saver Account			
Westpac Choice Account			
Commsec Share Trading Account			
TOTAL OTHER ASSETS		<u>92,331.98</u>	<u>184,782.47</u>
TOTAL ASSETS		<u>949,954.68</u>	<u>1,033,716.17</u>
LIABILITIES			
Income Tax Payable			19.08
TOTAL LIABILITIES		<u>-</u>	<u>19.08</u>
NET ASSETS AVAILABLE TO PAY BENEFITS		<u>949,954.68</u>	<u>1,033,697.09</u>
Represented by:			
LIABILITY FOR ACCRUED BENEFITS			
Allocated to members' accounts		949,954.68	1,033,697.09
LIABILITY FOR ACCRUED BENEFITS		<u>949,954.68</u>	<u>1,033,697.09</u>

WOODHILL SUPER FUND
Notes to the Financial Statements
For the year ended 30 June 2021

	2021	2020
	\$	\$
Note 2: Investment Revenue		
Interest	2,204.76	19,035.46
Dividends - franked		
Dividends - unfranked		
Distribution from trusts	28,841.59	19,524.10
Changes in NMV - Investments	(67,497.17)	(3,604.60)
	<u>(36,450.82)</u>	<u>34,954.96</u>
Note 3: Movement in Net Market Value		
a) Investments		
Unrealised investments held at reporting date:		
Change in NMV shares portfolio	(91,363.81)	2,040.41
Change in NMV Crypto currency	<u>23,324.53</u>	<u>(5,168.57)</u>
	(68,039.28)	(3,128.16)
Investments realised:		
Shares in listed companies		(546.87)
Crypto currency	<u>542.11</u>	<u>70.43</u>
	<u>(67,497.17)</u>	<u>(3,604.60)</u>
Note 4: General Administration Expenses		
Accountancy	660.00	660.00
Audit fees	440.00	440.00
Bank charges		
Investment expenses	19,275.09	5,350.87
Filing fees	259.00	259.00
Interest paid		
Legal fees	<u>137.50</u>	<u>137.50</u>
	<u>20,771.59</u>	<u>6,847.37</u>
Note 5: Shares in Listed Companies		
CMA Macquarie	740,587.62	
Vanguard	64,994.72	
	<u>805,582.34</u>	<u>-</u>
Note 6: Crypto Currency		
Crypto Currency	<u>52,040.36</u>	<u>19,003.38</u>

These accompanying notes form part of these financial statements

**MINUTES OF A MEETING OF TRUSTEES OF
WOODHILL SUPER FUND
HELD ON THE 30TH JUNE 2021**

- Present:** Ian Meredith Woodhill
Susan Elizabeth Woodhill
- Investment Strategy:** The investment strategy formulated on the 23 May 2007 and last reviewed at 30th June 2021 was confirmed as being appropriate. It was confirmed the Funds current investment portfolio is in accordance with the investment strategy.
- Trustee Eligibility:** It was confirmed that the trustees are not “disqualified persons” within the meaning of Section 120 of the Superannuation Industry (Supervision) Act 1993.
- Accounts:** The accounts for the Fund for the financial year ended 30 June 2021 were tabled for consideration at the meeting.

The trustees have determined that the fund is not a reporting entity. The trustees have determined that this special purpose financial report should be prepared in accordance with the accounting policies outlined in Note 1 to these financial statements.

In the opinion of the trustees of the fund:

- a) The financial statements and notes to the financial statements for the year ended 30th June 2021 present fairly the financial position of the Superannuation Fund at 30th June 2021 and the results of its operations for the year then ended in accordance with the accounting policies described in Note 1 to the financial statements; and
- b) The financial statements and notes to the financial statements have been prepared in accordance with the requirements of the Trust Deed; and
- c) The operation of the Superannuation Fund has been carried out in accordance with its Trust Deed and in compliance with the requirements of the Superannuation Industry (Supervision) Act 1993 during the year ended 30th June 2021.

Signed in accordance with a resolution of trustees by:

.....
Ian Meredith Woodhill

.....
Susan Elizabeth Woodhill

Dated:.....

WOODHILL SUPER FUND
NOTES TO AND FORMING PART OF THE FINANCIAL STATEMENTS
FOR THE YEAR ENDED 30TH JUNE 2021

(1) Summary of Significant Accounting Policies

These financial statements are a special purpose financial report prepared for distribution to members to satisfy the accountability requirements of the Superannuation Industry (Supervision) Act 1993 and the trust deed. The trustee has determined that the fund is not a reporting entity.

The statements have been prepared in accordance with the requirements of the following applicable Accounting Standards and other mandatory professional reporting requirements:

AAS 3: Accounting for Income Tax
AAS 5: Materiality in Financial Statements
AAS 8: Events Occurring after Balance Date

No other applicable Accounting Standards or mandatory professional reporting requirements (urgent Issues Group Consensus Views) have been applied.

The statements are also prepared on an accruals basis. They are based on historical cost and do not take into account changing money values or, except where specifically stated, current valuations of non-current assets.

The following specific accounting policies, which are consistent with the previous period unless otherwise stated, have been adopted in the preparation of these statements.

(a) Measurement of Investments

Investments of the fund have been measured at net market values after allowing for costs of realisation. Changes in the net market value of assets are brought to account in the operating statement in the periods in which they occur.

Net market values have been determined as follows:

- (1) Shares and other securities listed on the Australian Stock Exchange Ltd. By reference to the relevant market quotations at the reporting date.
- (2) Mortgage loans by reference to the outstanding principle of the loans.
- (3) Units in managed funds by reference to the unit redemption price at the reporting date.
- (4) Insurance policies by reference to the surrender value of the policy.
- (5) Property, plant & equipment as trustee's assessment of their realisable value.

(b) Liability for Accrued Benefits

The liability for accrued benefits is the fund's present obligation to pay benefits to members and beneficiaries and has been calculated as the difference between the

carrying amounts of the assets and the carrying amounts of the sundry liabilities and income tax liabilities at the reporting date.

(c) Income Tax Expense

The superannuation fund adopts the liability method of tax effect accounting whereby the income tax expense shown in the operating statement is based on the benefits accrued as a result of operations before income tax adjusted for any permanent differences.

Timing differences which arise due to the different accounting periods in which items of revenue and expense are included in the determination of the benefits accrued as a result of operations and taxable income, are brought to account as either provision for deferred income tax or future income tax benefit at the tax rate applicable to superannuation funds.

Future income tax benefits are not brought to account unless realisation of the asset is assured beyond reasonable doubt. Future income tax benefits in relation to tax losses are not brought to account unless there is virtual certainty of realisation of the benefits.

(d) Superannuation Contribution Surcharge

The trustee is unable to determine the amount of the surcharge liability for the current reporting period with sufficient reliability for recognition in the financial report until an assessment is received from the Australian Tax Office. Accordingly, the superannuation fund is recognising the superannuation contributions surcharge as an expense at the time of receipt of an assessment from the Australian Taxation Office. The cost of the surcharge is charged to the relevant member's account.

(2) Liability for Accrued Benefits

The liability for accrued benefits is the fund's present obligation to pay benefits to members and beneficiaries and has been calculated as the difference between the carrying amounts of the assets and the carrying amounts of the sundry liabilities as at the reporting date.

Changes in the liability for accrued benefits:

	2021	2020
Liability for accrued benefits as at the beginning of period	\$1,033,697.09	\$1,060,009.50
Change in accrued benefits	(\$57,222.41)	\$28,107.59
Benefits Paid	(\$26,520.00)	(\$54,420.00)
Liability for accrued benefits at end of period.	----- \$949,954.68	----- \$1,033,697.09

3) Vested Benefits

Vested benefits are benefits which are not conditional upon continued membership of the fund and include benefits which members are entitled to receive had they terminated their membership of the fund at the reporting date.

	2020	2020
Vested Benefits		
Ian Meredith Woodhill	\$667,524.31	\$726,244.03
Susan Elizabeth Woodhill	\$282,430.37	\$307,453.06

(4) Guaranteed Benefits

No guarantees have been made in respect of any part of the liability for accrued benefits.

(5) Changes in Net market Values

	2021	2020
Investments held at the reporting date		
Listed shares on ASX/Managed Funds	(\$91,363.81)	\$2,040.41
Crypto currency	\$23,324.53	(\$5,168.57)

WOODHILL SUPER FUND

MEMBER'S INFORMATION STATEMENT

FOR THE YEAR ENDED 30TH JUNE 2021

MEMBERS' FUND

IAN MEREDITH WOODHILL

Withdrawal benefit at beginning of the year	\$726,244.03
Benefits accrued as a result of operations	(\$40,202.72)
Income Tax Expense-Earnings	
Transfer from other funds	
Benefits Paid	(\$18,517.00)
Withdrawal benefit at end of the year	\$667,524.31
Withdrawal benefit at 30 th June 2021 which is required to be preserved.	\$0
Withdrawal benefit at 30 th June 2021 which is restricted Non-preserved	\$0
Withdrawal benefit at 30 th June 2021 which is unrestricted Non-preserved.	\$667,524.31

Withdrawal Benefit

Your withdrawal benefit is the amount you are entitled to on resignation or retirement and represents the sum of:

- member contributions
- superannuation guarantee contributions
- award contributions
- other employer contributions made on your behalf
- and earnings (after income tax) associated with the above contributions

The preserved portion of your withdrawal benefit is the amount which cannot be paid out until you permanently retire from the workforce on or after age 55. The preservation age is to be increased from 55 to 60 on a phased in basis, by 2025.

WOODHILL SUPER FUND

MEMBER'S INFORMATION STATEMENT

FOR THE YEAR ENDED 30TH JUNE 2021

MEMBERS' FUND

SUSAN ELIZABETH WOODHILL

Withdrawal benefit at beginning of the year	\$307,453.06
Benefits accrued as a result of operations	(\$17,019.69)
Income Tax Expense-Earnings	
Benefits paid	(\$8,003.00)
Withdrawal benefit at end of the year	\$282,430.37
Withdrawal benefit at 30 th June 2021 which is required to be preserved.	\$0
Withdrawal benefit at 30 th June 2021 which is restricted Non-preserved	\$0
Withdrawal benefit at 30 th June 2021 which is unrestricted Non-preserved.16	\$282,430.37
Withdrawal Benefit	

Your withdrawal benefit is the amount you are entitled to on resignation or retirement and represents the sum of:

- member contributions
- superannuation guarantee contributions
- award contributions
- other employer contributions made on your behalf
- and earnings (after income tax) associated with the above contributions

The preserved portion of your withdrawal benefit is the amount which cannot be paid out until you permanently retire from the workforce on or after age 55. The preservation age is to be increased from 55 to 60 on a phased in basis, by 2025.

Non-Supported Documents

2022 Praemium Portfilio Valuation SMA00365912.PDF

Portfolio Valuation SMA00365912_27022023_145321_Woodhill_Super_Fund to 31 June 2021.PDF