
Workpapers - 2020 Financial Year

Dreyer Superannuation Fund

Preparer: Kelly Fu

Reviewer: Kelly Fu

Printed: 24 March 2021

Lead Schedule

2020 Financial Year

Code	Workpaper	CY Balance	LY Balance	Change	Status
23800	Distributions Received	(\$25,850.19)	(\$20,275.41)	27.5%	Completed
23900	Dividends Received	(\$6,339.36)	(\$12,335.33)	(48.61)%	Completed
24200	Contributions	(\$53,804.46)	(\$16,404.87)	227.98%	Completed
24700	Changes in Market Values of Investments	\$51,180.29	\$2,718.84	1782.43%	Completed
25000	Interest Received	(\$556.04)	(\$352.16)	57.89%	Completed
28500	Transfers In	(\$248,367.43)	(\$213,123.16)	16.54%	Completed
30100	Accountancy Fees	\$2,640.00	\$2,695.00	(2.04)%	Completed
30400	ATO Supervisory Levy	\$259.00	\$518.00	(50)%	Completed
30700	Auditor's Remuneration	\$990.00	\$990.00	0%	Completed
30900	Advisor Fees	\$4,950.00	\$3,300.00	50%	Completed
31500	Bank Charges	\$30.00	\$135.00	(77.78)%	Completed
37500	Investment Expenses	\$831.58	\$685.60	21.29%	Completed
38000	Insurance	\$370.00	\$370.00	0%	Completed
39000	Life Insurance Premiums	\$24,075.50	\$14,728.18	63.47%	Completed
41600	Pensions Paid	\$37,600.00		100%	Completed
48500	Income Tax Expense	(\$401.32)	(\$1,762.47)	(77.23)%	Completed
49000	Profit/Loss Allocation Account	\$212,392.43	\$238,112.78	(10.8)%	Completed
50000	Members	(\$788,394.78)	(\$576,002.35)	36.87%	Completed

Code	Workpaper	CY Balance	LY Balance	Change	Status
60400	Bank Accounts	\$52,456.63	\$19,940.62	163.06%	Completed
60800	Term Deposits		\$20,100.82	100%	Completed
61800	Distributions Receivable	\$23,046.36	\$17,513.49	31.59%	Completed
74700	Managed Investments (Australian)	\$481,904.07	\$294,005.47	63.91%	Completed
77600	Shares in Listed Companies (Australian)	\$172,693.76	\$171,708.84	0.57%	Completed
78200	Units in Listed Unit Trusts (Australian)	\$61,201.71	\$54,558.27	12.18%	Completed
85000	Income Tax Payable /Refundable	(\$4,234.62)	\$2,554.91	(265.74)%	Completed
86000	PAYG Payable		(\$538.00)	100%	N/A - Not Applicable
89000	Deferred Tax Liability/Asset	\$1,326.87	(\$3,842.07)	(134.54)%	Completed
A	Financial Statements				N/A - Not Applicable
B	Permanent Documents				N/A - Not Applicable
C	Other Documents				N/A - Not Applicable
D	Pension Documentation				N/A - Not Applicable
E	Estate Planning				N/A - Not Applicable

23800 - Distributions Received

2020 Financial Year

Preparer Kelly Fu

Reviewer Kelly Fu

Status Completed

Account Code	Description	CY Balance	LY Balance	Change
ALX.AX	Atlas Arteria	(\$188.65)	(\$284.27)	(33.64)%
PORTDRYER	Portfolio Care		(\$412.00)	100%
MYNORTH1	MyNorth Investment	(\$24,646.30)	(\$19,046.01)	29.4%
GMG.AX	Goodman Group	(\$208.50)	(\$232.50)	(10.32)%
VGS.AX	Vanguard Msci Index International Shares Etf	(\$787.11)	(\$300.63)	161.82%
STW.AX	Spdr S&p/asx 200 Fund	(\$19.63)		100%
TOTAL		CY Balance	LY Balance	
		(\$25,850.19)	(\$20,275.41)	

Supporting Documents

- Distribution Reconciliation Report [Report](#)
- ALX_Payment_Advice_2020_10_05.pdf [ALX.AX](#)
- 23800 - MyNorth tax distribution statement 2020.pdf [MYNORTH1](#)
- GMG_Issuer_Annual_Tax_Statement_2020_08_28.pdf [GMG.AX](#)
- VGS_Issuer_Annual_Tax_Statement_2020_07_24.pdf [VGS.AX](#)
- STW_Tax_Statement_2019_20.pdf [STW.AX](#)

Standard Checklist

- Attach a copy of all Tax Statements.
- Attach a copy of Distribution Reconciliation Report
- Ensure all Distributions have been reviewed on [Distribution Tax Automation](#)

Dreyer Superannuation Fund Distribution Reconciliation Report

For The Period 01 July 2019 - 30 June 2020

Date	Non Primary Production Income (A) * ₁					Distributed Capital Gains (B) * ₂					Foreign Income * ₃		Non-Assessable			Taxable Income
	Payment Received	Franked	Unfranked	Interest/ Other	Franking Credits	Discounted (After Discount)	Rate * ₅	CGT Concession	Indexed	Other	Foreign Income	Foreign Credits	Tax Exempt	Tax Free	Tax Deferred / AMIT * ₆	
STW.AX Spdr S&p/asx 200 Fund																
30/06/2020	19.63						S								0.00	
30/06/2020	0.00	10.21	4.73	0.08	10.52	0.00	I	0.00	0.00	0.00	1.31	0.24	0.00	0.00	3.30	27.09
	19.63	10.21	4.73	0.08	10.52	0.00		0.00	0.00	0.00	1.31	0.24	0.00	0.00	3.30	27.09
<i>Net Cash Distribution:</i>	19.63															
VGS.AX Vanguard Msci Index International Shares Etf																
16/10/2019	152.37						S								0.00	
17/01/2020	185.75						S								0.00	
20/04/2020	187.15						S								0.00	
30/06/2020	261.84						S								0.00	
30/06/2020	0.00	0.00	0.00	3.90	0.00	105.79	I	105.79	0.00	0.00	577.03	85.02	0.00	0.00	(5.40)	771.74
	787.11	0.00	0.00	3.90	0.00	105.79		105.79	0.00	0.00	577.03	85.02	0.00	0.00	(5.40)	771.74
<i>Net Cash Distribution:</i>	787.11															
	1,203.89	10.21	4.73	14.84	10.52	153.21		153.21	0.00	1.03	822.28	85.57	0.00	0.00	44.38	1,102.39

Dreyer Superannuation Fund Distribution Reconciliation Report

For The Period 01 July 2019 - 30 June 2020

Date	Non Primary Production Income (A) * ₁				Distributed Capital Gains (B) * ₂				Foreign Income * ₃		Non-Assessable				Taxable Income	
	Payment Received	Franked	Unfranked	Interest/ Other	Franking Credits	Discounted (After Discount)	Rate * ₅	CGT Concession	Indexed	Other	Foreign Income	Foreign Credits	Tax Exempt	Tax Free		Tax Deferred / AMIT * ₆
TOTAL	25,850.19	27.45	62.00	4,450.21	24.07	12,039.05		6,095.54	0.00	1.03	5,426.54	624.50	0.00	0.00	(2,251.63)	22,654.85

Total Distributed Gains

Discount Rate	Discounted	Gross
Superfund 1/3	11,885.84	17,828.76
Individual 50%(I)	153.21	307.45
Total	12,039.05	18,136.21

*₁ Summary of Non Primary Production Income (A)

Tax Label	Franked	Unfranked	Interest/Other	Less Other Deduction	Income Before Credits * ₇	Franking Credits	Total Including Credits
11M Gross trust distributions	27.45	62.00	4,450.21	0.00	4,539.66	24.07	4,563.73

*₂ Forms part of the Net Capital Gains calculation for Tax Label 11A.

*₃ Forms part of the Foreign Credits calculation for Tax Label 11D, D1, 13C1.

*₄ Taxable Income is designed to match Tax Statement provided by Fund Manager.

Taxable Income in the SMSF Annual Return will be different due to application of Capital Losses in Net Capital Gain calculation and application of different discount method.

*₅ This is the discount rate selected for the transaction. "S" being Super Funds at 1/3 and "I" being Individual at 50%.

*₆ AMIT cost base net increase is reflected as negative amount i.e. negative tax deferred and AMIT cost base net decrease is reflected as positive amount i.e. positive tax deferred.


*₇ Sum of Income Before Credits reconciles with Taxable Trust Distributions in Statement of Taxable Income.

^ Variance between Payment Received and Net Cash Distribution.



Update your information:

Online:
 www.investorcentre.com/au/contact

By Mail:
 Computershare Investor Services Pty Limited
GPO Box 2975 Melbourne
Victoria 3001 Australia

Enquiries:

(within Australia) 1800 267 108
(international) +61 3 9415 4053

Holder Identification Number (HIN)

HIN WITHHELD

ASX Code ALX
TFN/ABN Status Quoted
Record Date 28 September 2020
Payment Date 5 October 2020
Direct Credit Reference No. 814601

008211 047 ALX



MR ANTHONY KYM DREYER &
MRS TANYA DREYER
<DREYER SUPER FUND A/C>
67 LAMBERT ROAD
JOSLIN SA 5070

Distribution Statement

Dear Securityholder

This payment advice is for your distribution of 11.0 cents per Atlas Arteria ordinary stapled security for the half year ending 30 June 2020.

Distributing Entity	Distribution per Security	Securities Held	Franked Amount	Unfranked Amount	Foreign Source Income	Capital Return	Gross Payment
ATLIX	11.0 cents	1,715	\$0.00	\$0.00	\$188.65	\$0.00	\$188.65
							Less withholding tax \$0.00
							Net Payment \$188.65
							Franking Credit \$0.00

Taxation Information

Australian resident individual taxpayers should include the distribution in your tax return for the year ending 30 June 2021 in line with the income categorisation in the above table. This statement should be retained as a charge may be levied for a replacement. No additional tax summary will be provided.

This Distribution Statement and accompanying notes are not intended to be tax advice and investors should consult a professional tax adviser if necessary for completion of income tax returns.

Your Payment Instruction

COMMONWEALTH BANK OF AUSTRALIA
BSB: 065-008 Account Number: XXXXXX11

Amount Deposited

\$188.65



Goodman Group
 Goodman Limited ABN 69 000 123 071
 Goodman Funds Management Limited
 ABN 48 067 796 641; AFSL Number 223621
 As Responsible Entity for
 Goodman Industrial Trust ARSN 091 213 839
 Goodman Logistics (HK) Limited
 Company No. 1700359; ARBN 155 911 149
 A Hong Kong company with limited liability

Update your information:

Online:
www.computershare.com.au/easyupdate/gmg

By Mail:
 Computershare Investor Services Pty Limited
 GPO Box 2975 Melbourne
 Victoria 3001 Australia

Enquiries:

(within Australia) 1300 723 040
 (international) 61 3 9415 4043

Holder No: HIN WITHHELD
 Statement Date: 28 August 2020

010830 000 GMG
 MR ANTHONY KYM DREYER &
 MRS TANYA DREYER
 <DREYER SUPER FUND A/C>
 67 LAMBERT ROAD
 JOSLIN SA 5070

Goodman Group Annual Tax Statement 2020

Fully paid ordinary securities for the year ended 30 June 2020

This statement reflects distributions that should be included in your Tax Return for the 2019-20 financial year.

Please use this Annual Tax Statement for completing your Tax Return and not interim distribution statements provided at the time of the payments since annual taxable amounts can be determined only after the close of the financial year. This statement should be read in conjunction with the enclosed Goodman Group Tax Return Guide 2020.

Please retain this statement for income tax purposes.

Part A - Summary of 2019-20 Income Tax Return and Tax Return (supplementary section) items

Goodman Logistics (HK) Limited dividends

Dividend components	Tax return label	Amount \$
Assessable foreign source income	20E	\$41.25
Net foreign source income	20M	\$41.25
Foreign income tax offsets	20O	Nil

Goodman Limited (GL) dividends

Dividend components	Tax return label	Amount \$
Unfranked amount	11S	Nil
Franked amount	11T	Nil
Franking credit	11U	Nil
TFN amounts withheld	11V	Nil

Goodman Industrial Trust (GIT) distributions

Tax Return (supplementary section)	Tax return label	Amount \$
Australian income – non-primary production	13U	\$10.86
TFN amounts withheld	13R	Nil
Tax paid by trustee	13S	Nil
Non resident withholding tax	13A	Nil
Net capital gain	18A	\$48.45
Total current year capital gains	18H	\$95.87
Assessable foreign source income	20E	\$33.00
Net foreign source income	20M	\$33.00
Foreign income tax offsets	20O	\$0.31

Part B: Additional information for Question 18 (supplementary section)

Capital gains	Tax return label	Amount \$
Discount method ('grossed-up' amount)		\$94.84
Indexation method		Nil
Other method		\$1.03
Total current year capital gains	18H	\$95.87

Part C: Components of distributions

Net dividends/distributions for the year ended 30 June 2020	Cash dividend/distribution \$	Tax paid/offsets \$	Assessable amount \$
Foreign income Goodman Logistics (HK) Limited - dividends			
Foreign dividend - unfranked (paid 28 August 2020 and assessable in the year ending 30 June 2021)	\$22.60	Nil	\$41.25
Sub-total (A)	\$22.60	Nil	\$41.25
Australian income Goodman Limited (GL) - dividends			
Dividends - unfranked	Nil	Nil	Nil
Dividends - franked	Nil	Nil	Nil
Sub-total (B)	Nil	Nil	Nil
Australian income Goodman Industrial Trust (GIT) - distributions			
Interest	\$10.86		\$10.86
Other income	Nil		Nil
Other income NCMI	Nil		Nil
Total non-primary production income*	\$10.86		\$10.86
Capital gains			
Discounted method - 50% - TARP	\$47.42		\$47.42
Discounted method - 50% - non-TARP	Nil		Nil
CGT concession amount - TARP	\$47.42		
CGT concession amount - non-TARP	Nil		
Other method - TARP	Nil		Nil
Other method - non-TARP	\$1.03		\$1.03
Distributed capital gains*	\$95.87		
Total net capital gains			\$48.45
Foreign income			
Assessable foreign income*	\$32.69	\$0.31	\$33.00
Non-assessable amounts			
Tax-deferred amounts*	\$46.48		
Other amounts withheld from distributions			
TFN amounts withheld	Nil		
Credit for tax paid by trustee	Nil		
Non resident withholding tax	Nil		
Sub-total (C) (Sum of *Components less Other amounts withheld from Distributions)	\$185.90		
Total net cash distributions	\$208.50		
Comprising of:			
(A) Total cash from Goodman Logistics (HK) Limited	\$22.60		
(B) Total cash from Goodman Limited (GL)	Nil		
(C) Total cash from Goodman Industrial Trust (GIT)	\$185.90		

Please retain this statement for income tax purposes.

2. Income details

The following is a summary of the income distributed/attributed by managed funds and dividends/interest received in relation to your investments for the financial year ended 30 June 2020.

Description	30 June 2020 (\$)
Franked dividends	\$17.24
Unfranked dividends	\$57.27
Capital gains - discounted (NTAP)	\$8,902.23
Capital gains - discounted (TAP)	\$12.15
Capital gains - NCMI discount (NTAP)	\$0.00
Capital gains - NCMI discount (TAP)	\$0.00
CGT concession amount	\$200.96
Capital gains - indexed (NTAP)	\$0.00
Capital gains - indexed (TAP)	\$0.00
Capital gains - other (NTAP)	\$0.00
Capital gains - other (TAP)	\$0.00
Capital gains - NCMI other (NTAP)	\$0.00
Capital gains - NCMI other (TAP)	\$0.00
Other Australian income	\$3,041.06
Other Australian income - NCMI	\$0.00
Foreign source income	\$4,603.45
Conduit foreign income	\$0.81
Tax deferred income	\$0.00
Tax free income	\$0.00
Non assessable amount	\$6,670.96
NANE (Non assessable non exempt)	\$0.00
Interest income	\$1,394.31
Deductions relating to trust distributions	\$0.00
Total income	\$24,900.44
Less	
TFN/ABN amounts deducted	\$0.00
Total income received	\$24,900.44
Franking credits	\$13.55
Foreign income tax offsets - income	\$538.93
Foreign income tax offsets - capital gains discounted (NTAP)	\$0.00
Foreign income tax offsets - capital gains indexed (NTAP)	\$0.00
Foreign income tax offsets - capital gains other (NTAP)	\$0.00
ESVCLP tax offset	\$0.00
Early stage investor tax offset	\$0.00
LIC attributable gains	\$0.00
AMIT cost base adjustment	\$2,296.57

7. Capital gains tax (CGT)

This section details the information required to complete the CGT schedule for the year 1 July 2019 to 30 June 2020.

Details	Capital gains - indexation method	Capital gains - discount method (\$)	Other capital gains (\$)	Total (\$)
Capital gains from CGT assets and CGT events*				
Shares and units (in unit trusts)	0.00	17,828.76	0.00	
Total	0.00	17,828.76	0.00	
Current year capital losses (CYCL) from CGT assets and CGT events - other than capital losses from collectables				
Shares and units (in unit trusts)				0.00
Total				0.00
Applying capital losses against current year capital gains				
Current year capital losses applied	0.00	0.00	0.00	0.00
Total	0.00	0.00	0.00	0.00
Current year capital gains (CYGG) after applying capital losses				
Non-active assets	0.00	17,828.76	0.00	
Total	0.00	17,828.76	0.00	
Applying the CGT discount on capital gains**				
From non-active assets		5,942.33		
Calculating net capital gains				
Total - CGT discount and small business concession	0.00	11,886.43	0.00	11,886.43
Unapplied net capital losses (UNCL) carried forward to later income years				
UNCL from all other CGT assets and CGT events	0.00			

* The amounts reported above include capital gains from both the sale of direct investments and received as part of distributions from managed funds.

**CGT discount rate is 33.33%

For completion of your Capital Gains Tax (CGT) Schedule 2020, refer to the Australian Taxation Office's 2020 guide to Capital Gains Tax or your professional tax adviser.



047 012225

MR ANTHONY KYM DREYER &
MRS TANYA DREYER
<DREYER SUPER FUND A/C>
67 LAMBERT ROAD
JOSLIN SA 5070

Part A

Statement Date: 24 July 2020

Reference No.: X*****0572

**Attribution Managed Investment Trust Member Annual Statement
for the year ended 30 June 2020**

Part B: Summary of 2020 tax return (supplementary section) items for a resident individual

Non Australian residents should seek independent Australian tax advice.

Tax return (supplementary section)	Amount	Tax return label
Share of net income from trusts, less net capital gains, foreign income and franked distributions	\$4.81	13U
Franked distribution from trusts	\$20.73	13C
Other deductions relating to non-primary production income	\$0.00	13Y
Share of franking credits from franked dividends	\$10.52	13Q
Share of credit for foreign resident withholding amounts (excluding capital gains)	\$0.00	13A
Share of credit for tax amounts withheld	\$0.00	13R
Net capital gain	\$0.00	18A
Total current year capital gains	\$0.00	18H
Credit for foreign resident capital gains withholding amounts	\$0.00	18X
Assessable foreign source income	\$1.55	20E
Other net foreign source income	\$1.55	20M
Australian franking credits from a New Zealand franking company	\$0.00	20F
Foreign income tax offset *	\$0.24	20O
Early stage venture capital limited partnership: current year tax offset	\$0.00	T7K
Early stage investor: current year tax offset	\$0.00	T8L
Other refundable tax offsets: Exploration credits	\$0.00	T10 (code E)

*To work out your foreign income tax offset (FITO) entitlement, see **20 Foreign source income and foreign assets or property** or the Guide to foreign tax offset rules 2020.

Part B: Capital gains tax information – Additional information for item 18

	Amount	
Capital gains - discounted method	\$0.00	(gross amount)
Capital gains - indexation method	\$0.00	
Capital gains - other method	\$0.00	
Total current year capital gains	\$0.00	

Part C: Components of attribution

	Cash distributions	Tax paid or Franking credit (grossed up)	Attributable amount
Australian Income			
Dividends - unfranked amount declared to be CFI	\$4.11		\$4.11
Dividends - unfranked amount not declared to be CFI	\$0.62		\$0.62
Dividends - less LIC capital gain deduction	\$0.00		\$0.00
Interest (subject to non - resident withholding tax)	\$0.00		\$0.00
Interest (not subject to non - resident withholding tax)	\$0.00		\$0.00
Other assessable Australian income	\$0.01		\$0.01
Less other allowable trust deductions	\$0.00		\$0.00
NCMI – Non-primary production	\$0.04		\$0.04
Excluded from NCMI – Non-primary production	\$0.03		\$0.03
Non-primary production income	\$4.81		\$4.81
Dividends - Franked amount	\$10.21	\$10.52	\$20.73
Capital Gains			
Capital gains - discounted method TAP	\$0.00		\$0.00
Capital gains - discounted method NTAP	\$0.00	\$0.00	\$0.00
Capital gains - indexation method TAP	\$0.00		\$0.00
Capital gains - indexation method NTAP	\$0.00	\$0.00	\$0.00
Capital gains - other method TAP	\$0.00		\$0.00
Capital gains - other method NTAP	\$0.00	\$0.00	\$0.00
Net capital gains	\$0.00	\$0.00	\$0.00
AMIT CGT gross up amount			\$0.00
Other capital gains distribution	\$0.00		
Total current year capital gains	\$0.00	\$0.00	\$0.00
NCMI capital gains	\$0.00		\$0.00
Excluded from NCMI capital gains	\$0.00		\$0.00
Foreign Income			
Other net foreign source income	\$1.31	\$0.24	\$1.55
Assessable foreign source income	\$1.31	\$0.24	\$1.55
Australian franking credit from a New Zealand franking company		\$0.00	\$0.00
CFC income	\$0.00		\$0.00
Transferor trust income	\$0.00		\$0.00
Total foreign income	\$1.31	\$0.24	\$1.55
Other Non-assessable Amounts			
Net exempt income	\$0.00		
Non-assessable non-exempt amount	\$0.00		
Other non-attributable amounts	\$3.30		
Total Non-assessable amounts	\$3.30		
Gross Cash Distribution	\$19.63		
Other deductions from Distribution			
Less: withholding tax	\$0.00		
Net Cash Distribution	\$19.63		

Part D : Tax offsets

Tax offsets	Amount
Franking credit tax offset	\$10.52
Foreign income tax offset	\$0.24
Total tax offsets	\$10.76

Part E: Attribution Managed Investment Trust ('AMIT') cost base adjustments

AMIT cost base net amount - excess (decrease)	\$3.30
AMIT cost base net amount - shortfall (increase)	\$0.00

Part F: Payment summary information for the year ended 30 June 2020

	Attribution/Amount	Tax paid
Total fund payment	\$0.00	\$0.00
Non-resident withholding amount	\$0.00	\$0.00
Deemed payment - Dividend	\$0.00	\$0.00
Deemed payment - Interest	\$0.00	\$0.00
Deemed payment - Royalties	\$0.00	\$0.00
Deemed payment - Fund payment	\$0.00	\$0.00

Note: FITOs are not split into their components (representing the type of income/gains they have arisen on) and they have not been reduced where they arise on discounted capital gains. Investors should seek their own advice in this respect from their professional tax advisor.

Please retain this statement for income tax purposes.



Vanguard®

ABN 72 072 881 086. AFS License 227263.

Vanguard® MSCI Index International Shares ETF

075047 047 VGS



MR ANTHONY KYM DREYER &
MRS TANYA DREYER
<DREYER SUPER FUND A/C>
67 LAMBERT ROAD
JOSLIN SA 5070

Contact Us:



Online:

www-au.computershare.com/Investor/Contact



By Mail:

Computershare Investor Services Pty Limited
GPO Box 2975 Melbourne
Victoria 3001 Australia

Enquiries:

(within Australia) 1300 757 905

(international) +61 3 9415 4813

Holder Identification Number (HIN)

HIN WITHHELD

ATTRIBUTION MANAGED INVESTMENT TRUST MEMBER ANNUAL TAX STATEMENT FOR YEAR ENDED 30 JUNE 2020

The following tax return items are valid for Australian resident individual unitholders only.

PART A – SUMMARY OF 2020 TAX RETURN (SUPPLEMENTARY SECTION) ITEMS			
Item	Tax Return Label	Amount	
Share of net income from trusts, less net capital gains, foreign income and franked distributions	13U	\$3.90	
Other deductions relating to non-primary production income	13Y	\$0.00	
Franked distributions from trusts	13C	\$0.00	
Share of franking credits from franked dividends	13Q	\$0.00	
Share of credit for TFN amounts withheld	13R	\$0.00	
Share of credit for foreign resident withholding amounts	13A	\$0.00	
Share of credit for tax paid by trustee	13S	\$0.00	
Net capital gain	18A	\$105.79	
Total current year capital gains	18H	\$211.58	
Assessable foreign source income	20E	\$662.06	
Australian franking credits from a New Zealand company	20F	\$0.00	
Other net foreign source income	20M	\$662.06	
Foreign income tax offset	20O	\$85.02	
PART B – COMPONENTS OF ATTRIBUTION			
Item	Cash Distribution	Tax Paid/Offsets	Attribution
Australian Income			
Unfranked distributions	\$0.00		\$0.00
Unfranked CFI distributions	\$0.00		\$0.00
Interest - subject to non resident WHT	\$0.22		\$0.22
Interest - not subject to non resident WHT	\$0.00		\$0.00
Other income	\$8.21		\$3.68
Non primary production income	\$8.43		\$3.90
Franked distributions	\$0.00	\$0.00	\$0.00
Capital Gains			
Discounted capital gains TAP	\$0.00		\$0.00
Discounted capital gains NTAP	\$106.33		\$105.79
Capital gains – other method TAP	\$0.00		\$0.00
Capital gains – other method NTAP	\$0.00		\$0.00
Net capital gain	\$106.33		\$105.79
AMIT CGT gross up amount			\$105.79
Other capital gains distribution	\$106.33		
Total current year capital gains	\$212.66		\$211.58
Foreign Income			
Assessable foreign source income	\$566.02	\$85.02	\$662.06
Other Non-assessable Amounts			
Non-assessable non-exempt amount	\$0.00		\$0.00
Net exempt income	\$0.00		
Other non-attributable amounts	\$0.00		
Gross Amount	\$787.11		\$877.54
AMIT cost base net amount - excess (Reduce cost base)			\$0.00
AMIT cost base net amount - shortfall (Increase cost base)			\$5.40
Less TFN amounts withheld	\$0.00		
Less non-resident withholding tax			
- Interest / dividend amounts withheld	\$0.00		
- Fund payment amounts withheld	\$0.00		
Less other expenses	\$0.00		
Net Cash Distribution	\$787.11		

If you are a complying Superannuation Fund, your net capital gain is \$141.05

If you are a company or a non complying Superannuation Fund, your net capital gain is \$211.58

PLEASE RETAIN THIS STATEMENT FOR INCOME TAX PURPOSES

23900 - Dividends Received

2020 Financial Year

Preparer Kelly Fu

Reviewer Kelly Fu

Status Completed

Account Code	Description	CY Balance	LY Balance	Change
AWC.AX	Alumina Limited	(\$533.70)	(\$671.89)	(20.57)%
IFL.AX	loof Holdings Limited		(\$138.51)	100%
ANZ.AX	Australia And New Zealand Banking Group Limited	(\$396.00)	(\$268.80)	47.32%
MIN.AX	Mineral Resources Limited	(\$86.25)		100%
REG.AX	Regis Healthcare Limited	(\$145.76)	(\$197.55)	(26.22)%
RWC.AX	Reliance Worldwide Corporation Limited	(\$105.50)		100%
AMC.AX	Amtcor Limited	(\$356.52)	(\$211.55)	68.53%
JHX.AX	James Hardie Industries Plc	(\$122.29)	(\$98.46)	24.2%
DLX.AX	Duluxgroup Limited		(\$523.83)	100%
JHG.AX	Janus Henderson Group Plc	(\$467.03)	(\$178.43)	161.74%
BXB.AX	Brambles Limited	(\$319.10)	(\$125.58)	154.1%
AGL.AX	AGL Energy Limited.	(\$371.85)	(\$165.20)	125.09%
RIO.AX	RIO Tinto Limited	(\$236.84)	(\$247.62)	(4.35)%
CYB.AX	Cybg Plc		(\$52.88)	100%
IAG.AX	Insurance Australia Group Limited	(\$387.00)	(\$427.76)	(9.53)%
WES.AX	Wesfarmers Limited	(\$316.71)	(\$403.20)	(21.45)%
ORG.AX	Origin Energy Limited	(\$288.00)	(\$61.50)	368.29%
WPL.AX	Woodside Petroleum Limited	(\$425.47)	(\$419.70)	1.37%
AZJ.AX	Aurizon Holdings Limited	(\$409.77)	(\$217.32)	88.56%

Account Code	Description	CY Balance	LY Balance	Change
WBC.AX	Westpac Banking Corporation	(\$232.00)	(\$533.92)	(56.55)%
SUN.AX	Suncorp Group Limited	(\$82.16)		100%
QBE.AX	QBE Insurance Group Limited	(\$222.04)	(\$213.50)	4%
RMD.AX2	Resmed Inc		(\$61.16)	100%
AMP.AX	AMP Limited		(\$52.64)	100%
BHP.AX	BHP Group Limited	(\$835.37)	(\$7,064.33)	(88.17)%
TOTAL		CY Balance	LY Balance	
		(\$6,339.36)	(\$12,335.33)	

Supporting Documents

- Investment Income Comparison Report [Report](#)
- AWC_Payment_Advice_2020_03_17.pdf [AWC.AX](#)
- ANZ_Payment_Advice_2019_07_01.pdf [ANZ.AX](#)
- MIN_Payment_Advice_2020_03_26.pdf [MIN.AX](#)
- RWC_Payment_Advice_2019_10_11.pdf [RWC.AX](#)
- AMC_Payment_Advice_2020_03_24.pdf [AMC.AX](#)
- JHX_Payment_Advice_2019_12_20.pdf [JHX.AX](#)
- JHG_Payment_Advice_2019_08_28.pdf [JHG.AX](#)
- JHG_Payment_Advice_2020_03_05.pdf [JHG.AX](#)
- BXB_FULLY_PAID_ORDINARY_SHARES_22.10.19.pdf [BxB.AX](#)
- AGL_Dividend_Advice_2019_09_20.pdf [AGL.AX](#)
- RIO_Payment_Advice_2019_09_19.pdf [RIO.AX](#)
- IAG_Payment_Advice_2020_03_25.pdf [IAG.AX](#)
- WES_Payment_Advice_2019_10_09.pdf [WES.AX](#)
- ORG_Fully_Paid_Ordinary_Shares_27.3.20.pdf [ORG.AX](#)
- WPL_Payment_Advice_2020_03_20.pdf [WPL.AX](#)
- AZJ_Payment_Advice_2020_03_23.pdf [AZJ.AX](#)
- SUN_Dividend_Advice_2020_03_31.pdf [SUN.AX](#)
- QBE_Payment_Advice_2020_04_09.pdf [QBE.AX](#)
- BHP_Payment_Advice_2020_03_24.pdf [BHP.AX](#)
- Dividend Reconciliation Report [Report](#)
- AWC_Payment_Advice_2019_09_12.pdf [AWC.AX](#)
- ANZ_Payment_Advice_2019_12_18.pdf [ANZ.AX](#)
- REG_Dividend_Advice_2019_09_26.pdf [REG.AX](#)
- AMC_Payment_Advice_2019_10_08.pdf [AMC.AX](#)
- AMC_Payment_Advice_2019_12_17.pdf [AMC.AX](#)
- JHX_Payment_Advice_2019_08_02.pdf [JHX.AX](#)
- JHG_Payment_Advice_2019_11_25.pdf [JHG.AX](#)
- BXB_FULLY_PAID_ORDINARY_SHARES_09.04.20.pdf [BxB](#)
- BXB_FULLY_PAID_ORDINARY_SHARES_10.10.19.pdf [BxB](#)
- AGL_Dividend_Advice_2020_03_27.pdf [AGL.AX](#)
- IAG_Payment_Advice_2019_09_30.pdf [IAG.AX](#)
- WES_Payment_Advice_2020_03_31.pdf [WES.AX](#)
- ORG_Fully_Paid_Ordinary_Shares_27.9.19.pdf [ORG.AX](#)
- WPL_Payment_Advice_2019_09_20.pdf [WPL.AX](#)
- AZJ_Payment_Advice_2019_09_23.pdf [AZJ.AX](#)
- WBC_Dividend_Advice_2019_12_20.pdf [WBC.AX](#)
- QBE_Payment_Advice_2019_10_04.pdf [QBE.AX](#)
- BHP_Payment_Advice_2019_09_25.pdf [BHP.AX](#)

Standard Checklist

- Attach copies of all dividend statements.
- Attach copy of Dividend Reconciliation Report
- Attach copy of Investment Income Comparison Report

Dreyer Superannuation Fund

Dividend Reconciliation Report

For The Period 01 July 2019 - 30 June 2020

Date	Net Payment Received	Australian Income			Foreign Income			Withheld		
		Unfranked	Franked	Franking Credits	Foreign Income	Foreign Credits	NZ Credits	TFN Withheld	Non-Resident	LIC Deduction
Shares in Listed Companies (Australian)										
AGL.AX AGL Energy Limited.										
20/09/2019	214.40	42.88	171.52	73.51						
27/03/2020	157.45	31.49	125.96	53.98						
	371.85	74.37	297.48	127.49						
AMC.AX Amcor Limited										
08/10/2019	91.28	91.28	0.00	0.00						
17/12/2019	86.01	86.01	0.00	0.00						
24/03/2020	88.07	88.07	0.00	0.00						
17/06/2020	91.16	91.16	0.00	0.00						
	356.52	356.52	0.00	0.00						
ANZ.AX Australia And New Zealand Banking Group Limited										
01/07/2019	134.40	0.00	134.40	57.60						
18/12/2019	261.60	78.48	183.12	78.48						
	396.00	78.48	317.52	136.08						
AWC.AX Alumina Limited										
12/09/2019	288.31	0.00	288.31	123.56						

Dreyer Superannuation Fund

Dividend Reconciliation Report

For The Period 01 July 2019 - 30 June 2020

Date	Net Payment Received	Australian Income			Foreign Income			Withheld		
		Unfranked	Franked	Franking Credits	Foreign Income	Foreign Credits	NZ Credits	TFN Withheld	Non-Resident	LIC Deduction
17/03/2020	245.39	0.00	245.39	105.17						
	533.70	0.00	533.70	228.73						
AZJ.AX Aurizon Holdings Limited										
23/09/2019	194.68	58.40	136.28	58.41						
23/03/2020	215.09	64.53	150.56	64.53						
	409.77	122.93	286.84	122.94						
BHP.AX BHP Group Limited										
25/09/2019	445.71	0.00	445.71	191.02						
24/03/2020	389.66	0.00	389.66	167.00						
	835.37	0.00	835.37	358.02						
BXB.AX Brambles Limited										
10/10/2019	103.10	72.17	30.93	13.26						
22/10/2019	120.87	120.87								
09/04/2020	95.13	66.59	28.54	12.23						
	319.10	259.63	59.47	25.49						
IAG.AX Insurance Australia Group Limited										
30/09/2019	258.00	77.40	180.60	77.40						

Dreyer Superannuation Fund

Dividend Reconciliation Report

For The Period 01 July 2019 - 30 June 2020

Date	Net Payment Received	Australian Income			Foreign Income			Withheld		
		Unfranked	Franked	Franking Credits	Foreign Income	Foreign Credits	NZ Credits	TFN Withheld	Non-Resident	LIC Deduction
25/03/2020	129.00	38.70	90.30	38.70						
	387.00	116.10	270.90	116.10						
JHG.AX Janus Henderson Group Plc										
28/08/2019	115.26	115.26	0.00	0.00						
25/11/2019	113.49	113.49	0.00	0.00						
05/03/2020	116.51	116.51	0.00	0.00						
03/06/2020	121.77	121.77	0.00	0.00						
	467.03	467.03	0.00	0.00						
JHX.AX James Hardie Industries Plc										
02/08/2019	69.19				69.19					
20/12/2019	53.10				53.10					
	122.29				122.29					
MIN.AX Mineral Resources Limited										
26/03/2020	86.25	0.00	86.25	36.96						
	86.25	0.00	86.25	36.96						
ORG.AX Origin Energy Limited										
27/09/2019	144.00	0.00	144.00	61.71						

Dreyer Superannuation Fund

Dividend Reconciliation Report

For The Period 01 July 2019 - 30 June 2020

Date	Net Payment Received	Australian Income			Foreign Income			Withheld		
		Unfranked	Franked	Franking Credits	Foreign Income	Foreign Credits	NZ Credits	TFN Withheld	Non-Resident	LIC Deduction
27/03/2020	144.00	0.00	144.00	61.71						
	288.00	0.00	288.00	123.42						
QBE.AX QBE Insurance Group Limited										
04/10/2019	106.75	42.70	64.05	27.45						
09/04/2020	115.29	80.70	34.59	14.82						
	222.04	123.40	98.64	42.27						
REG.AX Regis Healthcare Limited										
26/09/2019	145.76	0.00	145.76	62.47						
	145.76	0.00	145.76	62.47						
RIO.AX RIO Tinto Limited										
19/09/2019	236.84	0.00	236.84	101.50						
	236.84	0.00	236.84	101.50						
RWC.AX Reliance Worldwide Corporation Limited										
11/10/2019	105.50	0.00	105.50	45.21						
	105.50	0.00	105.50	45.21						
SUN.AX Suncorp Group Limited										
31/03/2020	82.16	0.00	82.16	35.21						

Dreyer Superannuation Fund

Dividend Reconciliation Report

For The Period 01 July 2019 - 30 June 2020

Date	Net Payment Received	Australian Income			Foreign Income			Withheld		
		Unfranked	Franked	Franking Credits	Foreign Income	Foreign Credits	NZ Credits	TFN Withheld	Non-Resident	LIC Deduction
	82.16	0.00	82.16	35.21						
WBC.AX Westpac Banking Corporation										
20/12/2019	232.00	0.00	232.00	99.43						
	232.00	0.00	232.00	99.43						
WES.AX Wesfarmers Limited										
09/10/2019	161.46	0.00	161.46	69.20						
31/03/2020	155.25	0.00	155.25	66.54						
	316.71	0.00	316.71	135.74						
WPL.AX Woodside Petroleum Ltd										
20/09/2019	166.10	0.00	166.10	71.19						
20/03/2020	259.37	0.00	259.37	111.16						
	425.47	0.00	425.47	182.35						
	6,339.36	1,598.46	4,618.61	1,979.41	122.29					

Dreyer Superannuation Fund
Dividend Reconciliation Report

For The Period 01 July 2019 - 30 June 2020

Date	Net Payment Received	Australian Income			Foreign Income			Withheld		
		Unfranked	Franked	Franking Credits	Foreign Income	Foreign Credits	NZ Credits	TFN Withheld	Non-Resident	LIC Deduction
TOTAL	6,339.36	1,598.46	4,618.61	1,979.41	122.29					

Tax Return Reconciliation

	Totals	Tax Return Label
Unfranked	1,598.46	J
Franked Dividends	4,618.61	K
Franking Credits	1,979.41	L

Dreyer Superannuation Fund

Investment Income Comparison Report

As at 30 June 2020

Investment	Ledger Data			ASX & UUT Data							
	Transaction Date	Income Amount	Franking Credit	Date Payable	Ex Div/Dist Date	Units On Hand	45 Day Qualified	Amount per share/unit	Estimated Income	Estimated Franking*	
Reconciled											
Shares in Listed Companies (Australian)											
AGL.AX	AGL Energy Limited.	20/09/2019	214.40	73.51	20/09/2019	21/08/2019	335.00	335.00	0.6400	214.40	73.51
AGL.AX	AGL Energy Limited.	27/03/2020	157.45	53.98	27/03/2020	26/02/2020	335.00	335.00	0.4700	157.45	53.98
AMC.AX	Amcor Limited	08/10/2019	91.28	0.00	08/10/2019	10/09/2019	515.00	515.00	0.1772	91.28	0.00
AMC.AX	Amcor Limited	17/12/2019	86.01	0.00	17/12/2019	27/11/2019	515.00	515.00	0.1670	86.00	0.00
AMC.AX	Amcor Limited	24/03/2020	88.07	0.00	24/03/2020	03/03/2020	515.00	515.00	0.1710	88.06	0.00
AMC.AX	Amcor Limited	17/06/2020	91.16	0.00	17/06/2020	27/05/2020	515.00	515.00	0.1770	91.16	0.00
ANZ.AX	Australia And New Zealand Banking Group Limited	01/07/2019	134.40	57.60	01/07/2019	13/05/2019	168.00	168.00	0.8000	134.40	57.60
ANZ.AX	Australia And New Zealand Banking Group Limited	18/12/2019	261.60	78.48	18/12/2019	11/11/2019	327.00	327.00	0.8000	261.60	78.48
AWC.AX	Alumina Limited	12/09/2019	288.31	123.56	12/09/2019	28/08/2019	4,416.00	4,416.00	0.0653	288.31	123.56
AWC.AX	Alumina Limited	17/03/2020	245.39	105.17	17/03/2020	28/02/2020	4,416.00	4,416.00	0.0556	245.39	105.17
AZJ.AX	Aurizon Holdings Limited	23/09/2019	194.68	58.41	23/09/2019	26/08/2019	1,570.00	1,570.00	0.1240	194.68	58.40
AZJ.AX	Aurizon Holdings Limited	23/03/2020	215.09	64.53	23/03/2020	24/02/2020	1,570.00	1,570.00	0.1370	215.09	64.53
BHP.AX	BHP Group Limited	25/09/2019	445.71	191.02	25/09/2019	05/09/2019	392.00	392.00	1.1370	445.71	191.02
BHP.AX	BHP Group Limited	24/03/2020	389.66	167.00	24/03/2020	05/03/2020	392.00	392.00	0.9940	389.66	167.00
BXB.AX	Brambles Limited	10/10/2019	103.10	13.26	10/10/2019	11/09/2019	711.00	711.00	0.1450	103.10	13.26
BXB.AX	Brambles Limited	22/10/2019	120.87		22/10/2019	14/10/2019	711.00	711.00	0.1700	120.87	0.00
BXB.AX	Brambles Limited	09/04/2020	95.13	12.23	09/04/2020	11/03/2020	711.00	711.00	0.1338	95.13	12.23
IAG.AX	Insurance Australia Group Limited	30/09/2019	258.00	77.40	30/09/2019	19/08/2019	1,290.00	1,290.00	0.2000	258.00	77.40
IAG.AX	Insurance Australia Group Limited	25/03/2020	129.00	38.70	25/03/2020	18/02/2020	1,290.00	1,290.00	0.1000	129.00	38.70
JHG.AX	Janus Henderson Group Plc	28/08/2019	115.26	0.00	28/08/2019	09/08/2019	218.00	218.00	0.5287	115.26	0.00

Dreyer Superannuation Fund

Investment Income Comparison Report

As at 30 June 2020

Investment	Ledger Data				ASX & UUT Data							
	Transaction Date	Income Amount	Franking Credit	Date Payable	Ex Div/Dist Date	Units On Hand	45 Day Qualified	Amount per share/unit	Estimated Income	Estimated Franking*		
JHG.AX	Janus Henderson Group Plc	25/11/2019	113.49	0.00	25/11/2019	08/11/2019	218.00	218.00	0.5206	113.49	0.00	
JHG.AX	Janus Henderson Group Plc	05/03/2020	116.51	0.00	05/03/2020	17/02/2020	218.00	218.00	0.5345	116.51	0.00	
JHG.AX	Janus Henderson Group Plc				27/05/2020	08/05/2020	218.00	218.00	0.0000	0.00	0.00	
JHG.AX	Janus Henderson Group Plc	03/06/2020	121.77	0.00	03/06/2020	15/05/2020	218.00	218.00	0.5586	121.77	0.00	
JHX.AX	James Hardie Industries Plc	02/08/2019	69.19		02/08/2019	05/06/2019	232.00	232.00	0.2983	69.19	0.00	
JHX.AX	James Hardie Industries Plc	20/12/2019	53.10		20/12/2019	15/11/2019	452.00	452.00	0.1175	53.09	0.00	
MIN.AX	Mineral Resources Limited	26/03/2020	86.25	36.96	26/03/2020	28/02/2020	375.00	375.00	0.2300	86.25	36.96	
ORG.AX	Origin Energy Limited	27/09/2019	144.00	61.71	27/09/2019	02/09/2019	960.00	960.00	0.1500	144.00	61.71	
ORG.AX	Origin Energy Limited	27/03/2020	144.00	61.71	27/03/2020	02/03/2020	960.00	960.00	0.1500	144.00	61.71	
QBE.AX	QBE Insurance Group Limited	04/10/2019	106.75	27.45	04/10/2019	22/08/2019	427.00	427.00	0.2500	106.75	27.45	
QBE.AX	QBE Insurance Group Limited	09/04/2020	115.29	14.82	09/04/2020	05/03/2020	427.00	427.00	0.2700	115.29	14.82	
REG.AX	Regis Healthcare Limited	26/09/2019	145.76	62.47	26/09/2019	11/09/2019	2,050.00	2,050.00	0.0711	145.76	62.47	
RIO.AX	RIO Tinto Limited	19/09/2019	236.84	101.50	19/09/2019	08/08/2019	77.00	77.00	3.0758	236.84	101.50	
RWC.AX	Reliance Worldwide Corporation Limited	11/10/2019	105.50	45.21	11/10/2019	10/09/2019	2,110.00	2,110.00	0.0500	105.50	45.21	
SUN.AX	Suncorp Group Limited	31/03/2020	82.16	35.21	31/03/2020	19/02/2020	316.00	316.00	0.2600	82.16	35.21	
WBC.AX	Westpac Banking Corporation	20/12/2019	232.00	99.43	20/12/2019	12/11/2019	290.00	290.00	0.8000	232.00	99.43	
WES.AX	Wesfarmers Limited	09/10/2019	161.46	69.20	09/10/2019	30/08/2019	207.00	207.00	0.7800	161.46	69.20	
WES.AX	Wesfarmers Limited	31/03/2020	155.25	66.54	31/03/2020	24/02/2020	207.00	207.00	0.7500	155.25	66.54	
WPL.AX	Woodside Petroleum Ltd	20/09/2019	166.10	71.19	20/09/2019	26/08/2019	312.00	312.00	0.5324	166.10	71.19	
WPL.AX	Woodside Petroleum Ltd	20/03/2020	259.37	111.16	20/03/2020	24/02/2020	312.00	312.00	0.8313	259.37	111.16	
			6,339.36	1,979.41						17.4226	6,339.35	1,979.40

Units in Listed Unit Trusts (Australian)

Dreyer Superannuation Fund

Investment Income Comparison Report

As at 30 June 2020

Investment	Ledger Data			ASX & UUT Data							
	Transaction Date	Income Amount	Franking Credit	Date Payable	Ex Div/Dist Date	Units On Hand	45 Day Qualified	Amount per share/unit	Estimated Income	Estimated Franking*	
GMG.AX	Goodman Group	25/02/2020	123.75		25/02/2020	30/12/2019	825.00	825.00	0.1500	123.75	0.00
GMG.AX	Goodman Group	30/06/2020	84.75	0.00							
GMG.AX	Goodman Group				28/08/2020	29/06/2020	565.00	565.00	0.1500	84.75	0.00
STW.AX	Spdr S&p/asx 200 Fund	30/06/2020	19.63	10.52							
STW.AX	Spdr S&p/asx 200 Fund				10/07/2020	29/06/2020	179.00	179.00	0.1097	19.63	4.38
VGS.AX	Vanguard Msci Index International Shares Etf	16/10/2019	152.37		16/10/2019	01/10/2019	412.00	412.00	0.3698	152.37	0.00
VGS.AX	Vanguard Msci Index International Shares Etf	17/01/2020	185.75		17/01/2020	02/01/2020	412.00	412.00	0.4509	185.75	0.00
VGS.AX	Vanguard Msci Index International Shares Etf	20/04/2020	187.15		20/04/2020	01/04/2020	412.00	412.00	0.4542	187.15	0.00
VGS.AX	Vanguard Msci Index International Shares Etf	30/06/2020	261.84	0.00							
VGS.AX	Vanguard Msci Index International Shares Etf				16/07/2020	01/07/2020	412.00	412.00	0.6355	261.84	0.00
			1,015.24	10.52					2.3201	1,015.25	4.38
Unreconciled											
Managed Investments (Australian)											
MYNORTH_DREYER	MyNorth Investment	30/06/2020	24,646.30	13.55							
			24,646.30	13.55							
Units in Listed Unit Trusts (Australian)											
ALX.AX	Atlas Arteria				04/10/2019	26/09/2019	1,425.00	1,425.00	0.1500	213.75	0.00
ALX.AX	Atlas Arteria	30/06/2020	188.65	0.00							
			188.65	0.00					0.1500	213.75	0.00

32,189.55	2,003.48	19.8928	7,568.35	1,983.78
------------------	-----------------	----------------	-----------------	-----------------

*Franking credit is estimated using 45 day qualified units. The estimation might not be accurate for preference shares and hedging arrangements.

Payment Advice



AGL ENERGY LIMITED

ABN: 74 115 061 375

MR ANTHONY KYM DREYER & MRS TANYA DREYER <DREYER
SUPER FUND A/C>
67 LAMBERT ROAD
JOSLIN SA
5070

All Registry communications to:
C/- Link Market Services Limited
Locked Bag A14, Sydney South, NSW, 1235
Telephone: 1800 824 513
ASX Code: **AGL**
Email: registrars@linkmarketservices.com.au
Website: www.linkmarketservices.com.au

DIVIDEND STATEMENT

Reference No.: X*****0572
Payment Date: 20 September 2019
Record Date: 22 August 2019

Security Description	Dividend Rate per Share	Participating Shares	Unfranked Amount	Franked Amount	Total Payment	Franking Credit
AGL - FULLY PAID ORDINARY SHARES	\$0.64	335	\$42.88	\$171.52	\$214.40	\$73.51
			Less Withholding Tax		\$0.00	
			Net Amount		AUD 214.40	
			Represented By:			
			Direct Credit amount		AUD 214.40	

BANKING INSTRUCTIONS

The amount of AUD 214.40 was deposited to the bank account detailed below:

COMMONWEALTH BANK OF AUSTRALIA

DREYER SUPER FUND
BSB: 065-008 **ACC:** *****3311

DIRECT CREDIT REFERENCE NO.: 1233313870

FRANKING INFORMATION

Franked Rate per Share	\$0.512
Franking Percentage	80%
Company Tax Rate	30%

AUSTRALIAN TAX INFORMATION (A\$)

Income Description	Amount
Conduit Foreign Income (CFI)	\$25.94
Nil CFI	\$16.94
Total unfranked Income	<u>\$42.88</u>

Withholding tax is not payable by non-residents on the Conduit Foreign Income portion of the unfranked dividend amount.
The total amount together with the franking credit (if any) should be disclosed as assessable income in your Australian tax return.

Note: You may require this statement for taxation purposes. All investors should seek independent advice relevant to their own particular circumstances.

Please ensure your details are current by viewing and updating via the online service centre.

Payment Advice



AGL ENERGY LIMITED

ABN: 74 115 061 375

MR ANTHONY KYM DREYER & MRS TANYA DREYER <DREYER
SUPER FUND A/C>
67 LAMBERT ROAD
JOSLIN SA
5070

All Registry communications to:

C/- Link Market Services Limited
Locked Bag A14, Sydney South, NSW, 1235
Telephone: 1800 824 513
ASX Code: **AGL**
Email: registrars@linkmarketservices.com.au
Website: www.linkmarketservices.com.au

DIVIDEND STATEMENT

Reference No.: X*****0572
Payment Date: 27 March 2020
Record Date: 27 February 2020

Security Description	Dividend Rate per Share	Participating Shares	Unfranked Amount	Franked Amount	Total Payment	Franking Credit
AGL - FULLY PAID ORDINARY SHARES	\$0.47	335	\$31.49	\$125.96	\$157.45	\$53.98
			Less Withholding Tax		\$0.00	
			Net Amount		AUD 157.45	
			Represented By:			
			Direct Credit amount		AUD 157.45	

BANKING INSTRUCTIONS

The amount of AUD 157.45 was deposited to the bank account detailed below:

COMMONWEALTH BANK OF AUSTRALIA

DREYER SUPER FUND
BSB: 065-008 ACC: *****3311

DIRECT CREDIT REFERENCE NO.: 1239706866

FRANKING INFORMATION

Franked Rate per Share \$0.376
Franking Percentage 80%
Company Tax Rate 30%

AUSTRALIAN TAX INFORMATION (A\$)

Income Description	Amount
Conduit Foreign Income (CFI)	\$0.00
Nil CFI	\$31.49
Total unfranked Income	\$31.49

Withholding tax is not payable by non-residents on the Conduit Foreign Income portion of the unfranked dividend amount.
The total amount together with the franking credit (if any) should be disclosed as assessable income in your Australian tax return.

Note: You may require this statement for taxation purposes. All investors should seek independent advice relevant to their own particular circumstances.

Please ensure your details are current by viewing and updating via the online service centre.



ARBN 630 385 278

022481 000 AMC



MR ANTHONY KYM DREYER &
MRS TANYA DREYER
<DREYER SUPER FUND A/C>
67 LAMBERT ROAD
JOSLIN SA 5070

Update your information:

Online:
www.computershare.com.au/easyupdate/AMC

By Mail:
Computershare Investor Services Pty Limited
GPO Box 2975 Melbourne
Victoria 3001 Australia

Enquiries:

(within Australia) 1300 850 505
(within New Zealand) 0800 888 017
(outside Australia) +61 3 9415 4000

Holder Identification Number (HIN)

HIN WITHHELD

ASX Code	AMC
Record Date	11 September 2019
Payment Date	8 October 2019
Direct Credit Reference No.	850235

Quarterly Dividend for the period ended 30 June 2019

Dear Shareholder,

The Directors of Amcor plc declared a quarterly dividend of 12 US cents per ordinary share for the period ended 30 June 2019, payable on 8 October 2019. For holders of CHESSE Depository Interests (CDIs), the A\$ equivalent will be 17.725 cents per CDI. The payment is paid on shares held on the Record Date, 11 September 2019.

Class Description	Amount per CDI	Number of CDIs	Gross Payment \$
CDIs	A\$0.17725	515	\$91.28
Net Payment			\$91.28

Note: You should retain this statement to assist you in preparing your tax return.

Your Payment Instruction

COMMONWEALTH BANK OF AUSTRALIA
BSB: 065-008 Account number: XXXXXX11

Amount Deposited
AUD\$91.28



024214 000 AMC



MR ANTHONY KYM DREYER &
MRS TANYA DREYER
<DREYER SUPER FUND A/C>
67 LAMBERT ROAD
JOSLIN SA 5070

Update your information:



Online:

www.computershare.com.au/easyupdate/AMC



By Mail:

Computershare Investor Services Pty Limited
GPO Box 2975 Melbourne
Victoria 3001 Australia

Enquiries:

(within Australia) 1300 850 505
(within New Zealand) 0800 888 017
(outside Australia) +61 3 9415 4000

Holder Identification Number (HIN)

HIN WITHHELD

ASX Code	AMC
Record Date	4 March 2020
Payment Date	24 March 2020
Direct Credit Reference No.	851661

Quarterly Dividend for the period ended 31 December 2019

Dear Shareholder,

The Directors of Amcor plc declared a quarterly dividend of 11.5 US cents per ordinary share for the period ended 31 December 2019, payable on 24 March 2020. For holders of CHESS Depository Interests (CDIs), the A\$ equivalent will be 17.1 cents per CDI. The payment is paid on shares held on the Record Date, 4 March 2020.

Class Description	Amount per CDI	Number of CDIs	Gross Payment \$
CDIs	A\$0.171	515	\$88.07
Net Payment			\$88.07

Note: You should retain this statement to assist you in preparing your tax return.

Your Payment Instruction

COMMONWEALTH BANK OF AUSTRALIA
BSB: 065-008 Account number: XXXXXX11

Amount Deposited

AUD\$88.07



023395 000 AMC



MR ANTHONY KYM DREYER &
MRS TANYA DREYER
<DREYER SUPER FUND A/C>
67 LAMBERT ROAD
JOSLIN SA 5070

Update your information:

Online:
www.computershare.com.au/easyupdate/AMC

By Mail:
Computershare Investor Services Pty Limited
GPO Box 2975 Melbourne
Victoria 3001 Australia

Enquiries:

(within Australia) 1300 850 505
(within New Zealand) 0800 888 017
(outside Australia) +61 3 9415 4000

Holder Identification Number (HIN)

HIN WITHHELD

ASX Code	AMC
Record Date	28 November 2019
Payment Date	17 December 2019
Direct Credit Reference No.	851571

Quarterly Dividend for the period ended 30 September 2019

Dear Shareholder,

The Directors of Amcor plc declared a quarterly dividend of 11.5 US cents per ordinary share for the period ended 30 September 2019, payable on 17 December 2019. For holders of CHESS Depository Interests (CDIs), the A\$ equivalent will be 16.7 cents per CDI. The payment is paid on shares held on the Record Date, 28 November 2019.

Class Description	Amount per CDI	Number of CDIs	Gross Payment \$
CDIs	A\$0.167	515	\$86.01
Net Payment			\$86.01

Note: You should retain this statement to assist you in preparing your tax return.

Your Payment Instruction

COMMONWEALTH BANK OF AUSTRALIA
BSB: 065-008 Account number: XXXXXX11

Amount Deposited
AUD\$86.01



192428 047 ANZ




MR ANTHONY KYM DREYER &
MRS TANYA DREYER
<DREYER SUPER FUND A/C>
67 LAMBERT ROAD
JOSLIN SA 5070

NEED ASSISTANCE?

 shareholder.anz.com
anzshareregistry@computershare.com.au

 Computershare Investor Services Pty Limited
GPO Box 2975 Melbourne
Victoria 3001 Australia

 1800 113 399 (within Australia)
0800 174 007 (within New Zealand)
+61 3 9415 4010 (outside Australia)

Holder Identification Number (HIN)

HIN WITHHELD

Share Class	Ordinary
Record Date	14 May 2019
Payment Date	1 July 2019
Payment in Australian dollars	

DIVIDEND ADVICE

The details of your **Interim Dividend** of A\$0.80 per share for the half year ended 31 March 2019 are set out below.

NUMBER OF SHARES	FRANKED AMOUNT	NET AMOUNT	FRANKING CREDIT	NZ IMPUTATION CREDIT
168	A\$134.40	A\$134.40	A\$57.60	NZ\$15.12

The dividend is 100% franked at the Australian company tax rate of 30%. A NZ Imputation Credit has been attached to the above dividend. For NZ taxpayers, your NZ gross income will include the aggregate of the Net Amount and the NZ Imputation Credit which should be included in your income tax return.

Shareholders should obtain their own professional advice on the tax implications of the dividend and retain this document to assist in tax return preparation.

PAYMENT INSTRUCTIONS



COMMONWEALTH BANK OF AUSTRALIA

BSB:	XXX-XXX
Account number:	XXXXXX11
Payment reference:	645330

PAYMENT AMOUNT: A\$134.40

If payment cannot be made to the above account, you will be notified and your entitlement will be held pending receipt of updated direct credit instructions.



UPCOMING EVENTS

31 October 2019
Full Year Results announced




148015 047 ANZ




MR ANTHONY KYM DREYER &
MRS TANYA DREYER
<DREYER SUPER FUND A/C>
67 LAMBERT ROAD
JOSLIN SA 5070

NEED ASSISTANCE?

 shareholder.anz.com
anzshareregistry@computershare.com.au

 Computershare Investor Services Pty Limited
GPO Box 2975 Melbourne
Victoria 3001 Australia

 1800 113 399 (within Australia)
0800 174 007 (within New Zealand)
+61 3 9415 4010 (outside Australia)

Holder Identification Number (HIN)

HIN WITHHELD

Share Class	Ordinary
Record Date	12 November 2019
Payment Date	18 December 2019
TFN/ABN	Quoted

Payment in Australian dollars

DIVIDEND ADVICE

The details of your **Final Dividend** of A\$0.80 per share for the year ended 30 September 2019 are set out below.

NUMBER OF SHARES	FRANKED AMOUNT	UNFRANKED AMOUNT	NET AMOUNT	FRANKING CREDIT
327	A\$183.12	A\$78.48	A\$261.60	A\$78.48

The dividend is 70% franked at the Australian company tax rate of 30%. The unfranked portion of the dividend is declared to be conduit foreign income.

A NZ Imputation Credit of **NZ\$29.43** has been attached to the above dividend. For NZ taxpayers, your NZ gross income will include the aggregate of the Net Amount and the NZ Imputation Credit which should be included in your income tax return.

Shareholders should obtain their own professional advice on the tax implications of the dividend and retain this document to assist in tax return preparation.

PAYMENT INSTRUCTIONS

COMMONWEALTH BANK OF AUSTRALIA

BSB:	XXX-XXX
Account number:	XXXXXX11
Payment reference:	639645

PAYMENT AMOUNT: A\$261.60

If payment cannot be made to the above account, you will be notified and your entitlement will be held pending receipt of updated direct credit instructions.



To update your shareholder information in a fast, secure and environmentally friendly way visit anz.com/easyupdate.

Update Your Details:



Online:
www.investorcentre.com/au/contact

Enquiries:



By Phone:
(within Australia) 1300 556 050
(outside Australia) +61 3 9415 4027



By Mail:
Computershare Investor Services Pty Limited
GPO Box 2975 Melbourne
Victoria 3001 Australia

022095 047 AWC



MR ANTHONY KYM DREYER &
MRS TANYA DREYER
<DREYER SUPER FUND A/C>
67 LAMBERT ROAD
JOSLIN SA 5070

Holder Identification Number (HIN)

HIN WITHHELD

ASX Code	AWC
TFN/ABN Status	Quoted
Record Date	2 March 2020
Payment Date	17 March 2020
Direct Credit Reference No.	836148

Notification of 2019 Final Dividend - Paid 17 March 2020

Dear Shareholder,

We have pleasure in advising the payment of the 2019 Final Dividend at the rate of 3.6 US cents (equivalent to 5.5568 Australian cents) per share has been forwarded for direct credit to the account detailed below. The dividend is paid on the number of shares registered in your name and entitled to participate as at the Record Date of 2 March 2020.

All amounts are in Australian dollars.

For income tax purposes this dividend is 100% franked at the rate of 30%.

Ensure your information is up to date. Simply visit www.investorcentre.com/au to update your banking instructions or personal details.

Stephen Foster
Company Secretary

Class Description	Number of Shares	Dividend per Share	Unfranked Amount	Franked Amount	Franking Credit
Ordinary Shares	4,416	5.5568 cents	A\$0.00	A\$245.39	A\$105.17
				Net Payment	A\$245.39

Note: You should retain this statement to assist you in preparing your tax return.

Your Payment Instruction

COMMONWEALTH BANK OF AUSTRALIA

BSB: 065-008 Account number: XXXXXX11

Amount Deposited

AUD\$245.39

If payment cannot be made to the above instruction, a cheque will be forwarded to your registered address.

Update Your Details:



Online:
www.investorcentre.com/au/contact

Enquiries:



By Phone:
(within Australia) 1300 556 050
(outside Australia) +61 3 9415 4027



By Mail:
Computershare Investor Services Pty Limited
GPO Box 2975 Melbourne
Victoria 3001 Australia

022965 047 AWC



MR ANTHONY KYM DREYER &
MRS TANYA DREYER
<DREYER SUPER FUND A/C>
67 LAMBERT ROAD
JOSLIN SA 5070

Holder Identification Number (HIN)

HIN WITHHELD

ASX Code	AWC
TFN/ABN Status	Quoted
Record Date	29 August 2019
Payment Date	12 September 2019
Direct Credit Reference No.	836998

Notification of 2019 Interim Dividend - Paid 12 September 2019

Dear Shareholder,

We have pleasure in advising the payment of the 2019 Interim Dividend at the rate of 4.4 US cents (equivalent to 6.5287 Australian cents) per share has been forwarded for direct credit to the account detailed below. The dividend is paid on the number of shares registered in your name and entitled to participate as at the Record Date of 29 August 2019.

All amounts are in Australian dollars.

For income tax purposes this dividend is 100% franked at the rate of 30%.

Ensure your information is up to date. Simply visit www.investorcentre.com/au to update your banking instructions or personal details.

Stephen Foster
Company Secretary

Class Description	Number of Shares	Dividend per Share	Unfranked Amount	Franked Amount	Franking Credit
Ordinary Shares	4,416	6.5287 cents	A\$0.00	A\$288.31	A\$123.56
				Net Payment	A\$288.31

Note: You should retain this statement to assist you in preparing your tax return.

Your Payment Instruction

COMMONWEALTH BANK OF AUSTRALIA
BSB: 065-008 Account number: XXXXXX11

Amount Deposited

A\$288.31

If payment cannot be made to the above instruction, a cheque will be forwarded to your registered address.



AURIZON[®]

Aurizon Holdings Limited
ABN 14 146 335 622

┌ 023773 000 AZJ



MR ANTHONY KYM DREYER &
MRS TANYA DREYER
<DREYER SUPER FUND A/C>
67 LAMBERT ROAD
JOSLIN SA 5070

2019 FINAL DIVIDEND

Dear Shareholder,

This payment represents a final dividend of 12.4 cents per share for the year ended 30 June 2019. This dividend is paid on the shares registered in your name and entitled to participate as at the Record Date of 27 August 2019. For Australian tax purposes, 8.68 cents of this dividend is franked at the corporate tax rate of 30%. The remaining 3.72 cents is unfranked with nil Conduit Foreign Income.

Please register at www.computershare.com.au/easyupdate/azj in order to update your TFN, bank account and other details online.

Class Description	Amount per Security	Number of Securities	Franked Amount	Unfranked Amount	Gross Payment
Ordinary Shares	12.4 cents	1,570	\$136.28	\$58.40	\$194.68
				Net Payment	\$194.68
				Franking Credit	\$58.41

Note: You should retain this statement to assist you in preparing your tax return.

Your Payment Instruction

COMMONWEALTH BANK OF AUSTRALIA
BSB: 065-008 Account number: XXXXXX11

Amount Deposited
AUD\$194.68

Update your information:



Online:

www.computershare.com.au/easyupdate/azj



By Mail:

Computershare Investor Services Pty Limited
GPO Box 2975 Melbourne
Victoria 3001 Australia

Enquiries:

(within Australia) 1800 776 476
(international) +61 3 9938 4376

Holder Identification Number (HIN)

HIN WITHHELD

ASX Code	AZJ
TFN/ABN Status	Quoted
Record Date	27 August 2019
Payment Date	23 September 2019
Direct Credit Reference No.	835552



AURIZON[®]

Aurizon Holdings Limited
ABN 14 146 335 622

┌ 023680 000 AZJ



MR ANTHONY KYM DREYER &
MRS TANYA DREYER
<DREYER SUPER FUND A/C>
67 LAMBERT ROAD
JOSLIN SA 5070

2020 INTERIM DIVIDEND

Dear Shareholder,

This payment represents an interim dividend of 13.7 cents per share for the half year ended 31 December 2019. This dividend is paid on the shares registered in your name and entitled to participate as at the Record Date of 25 February 2020. For Australian tax purposes, 9.59 cents of this dividend is franked at the corporate tax rate of 30%. The remaining 4.11 cents is unfranked with nil Conduit Foreign Income.

Please register at www.computershare.com.au/easyupdate/azj in order to update your TFN, bank account and other details online.

Class Description	Amount per Security	Number of Securities	Franked Amount	Unfranked Amount	Gross Payment
Ordinary Shares	13.7 cents	1,570	\$150.56	\$64.53	\$215.09
Net Payment					\$215.09
Franking Credit					\$64.53

Note: You should retain this statement to assist you in preparing your tax return.

Your Payment Instruction

COMMONWEALTH BANK OF AUSTRALIA
BSB: 065-008 Account number: XXXXXX11

Amount Deposited
AUD\$215.09

Update your information:



Online:

www.computershare.com.au/easyupdate/azj



By Mail:

Computershare Investor Services Pty Limited
GPO Box 2975 Melbourne
Victoria 3001 Australia

Enquiries:

(within Australia) 1800 776 476
(international) +61 3 9938 4376

Holder Identification Number (HIN)

HIN WITHHELD

ASX Code	AZJ
TFN/ABN Status	Quoted
Record Date	25 February 2020
Payment Date	23 March 2020
Direct Credit Reference No.	834770



BHP Group Limited
 ABN 49 004 028 077

173414 000 BHP



MR ANTHONY KYM DREYER &
 MRS TANYA DREYER
 <DREYER SUPER FUND A/C>
 67 LAMBERT ROAD
 JOSLIN SA 5070

Update Your Details:



www.computershare.com.au/investor



(within Australia) 1300 656 780
 (outside Australia) +61 3 9415 4020



Computershare Investor Services Pty Limited
 GPO Box 2975 Melbourne
 Victoria 3001 Australia

Your Shareholding

SHARE CLASS	HOLDER NUMBER
Ordinary Shares	HIN WITHHELD
TFN/ABN STATUS	DIRECT CREDIT REF NO
Quoted	1100685
RECORD DATE	PAYMENT DATE
6 September 2019	25 September 2019

You must keep this document for your tax records.

BHP Group Limited Shares

380th Dividend Payment - Dividend Statement & Direct Credit Advice

The statement below represents your final dividend for the year ended 30 June 2019. This dividend is paid at the rate of 78 US cents (equivalent to A\$1.13702624) per share on your holding of fully paid ordinary shares, registered in your name and entitled to participate as at the record date. This dividend has been franked in Australia at a rate of 100% and the company tax rate used to determine the franking credit is 30%. All amounts are in Australian dollars, except where indicated.

Caroline Cox
 Group General Counsel and Company Secretary

Amount per Security	Number of Securities	Franked Amount	Unfranked Amount	Gross Payment
A\$1.13702624	392	A\$445.71	A\$0.00	A\$445.71
Net Payment				A\$445.71
Australian Franking Credit				A\$191.02

Your Payment Instruction

COMMONWEALTH BANK OF AUSTRALIA
 BSB: 065-008
 Account Number: XXXXXX11

Amount Deposited
A\$445.71

If payment cannot be made to the above instruction, you will be issued with a cheque in the same currency as the Amount Deposited.



BHP Group Limited
ABN 49 004 028 077

176030 000 BHP



MR ANTHONY KYM DREYER &
MRS TANYA DREYER
<DREYER SUPER FUND A/C>
67 LAMBERT ROAD
JOSLIN SA 5070

Update Your Details:



www.computershare.com.au/investor



(within Australia) 1300 656 780
(outside Australia) +61 3 9415 4020



Computershare Investor Services Pty Limited
GPO Box 2975 Melbourne
Victoria 3001 Australia

Your Shareholding

SHARE CLASS	HOLDER NUMBER
Ordinary Shares	HIN WITHHELD
TFN/ABN STATUS	DIRECT CREDIT REF NO
Quoted	1093921
RECORD DATE	PAYMENT DATE
6 March 2020	24 March 2020

You must keep this document for your tax records.

BHP Group Limited Shares

381st Dividend Payment - Dividend Statement & Direct Credit Advice

The statement below represents your interim dividend for the year ending 30 June 2020. This dividend is paid at the rate of 65 US cents (equivalent to 99.403579 Australian cents) per share on your holding of fully paid ordinary shares, registered in your name and entitled to participate as at the record date. This dividend has been franked in Australia at a rate of 100% and the company tax rate used to determine the franking credit is 30%. All amounts are in Australian dollars, except where indicated.

Caroline Cox
Group General Counsel and Company Secretary

Amount per Security	Number of Securities	Franked Amount	Unfranked Amount	Gross Payment
A99.403579 cents	392	A\$389.66	A\$0.00	A\$389.66
Net Payment				A\$389.66
Australian Franking Credit				A\$167.00

Your Payment Instruction

COMMONWEALTH BANK OF AUSTRALIA
BSB: 065-008
Account Number: XXXXXX11

Amount Deposited

A\$389.66

If payment cannot be made to the above instruction, you will be issued with a cheque in the same currency as the Amount Deposited.

MR ANTHONY KYM DREYER &
MRS TANYA DREYER
<DREYER SUPER FUND A/C>
67 LAMBERT ROAD
JOSLIN SA 5070

Reference Number: X*****0572

TFN/ABN Status: Quoted

Record Date: 12/03/2020

Payment Date: 09/04/2020

2020 Interim Dividend

Dear Shareholder,

The details below relate to the interim dividend for the half year ended 31 December 2019 payable on shares that are entitled to participate in the dividend at the record date.

This dividend is 30% franked at the corporate tax rate of 30%. Please note that the unfranked portion of the dividend is conduit foreign income and is therefore free from Australian dividend withholding tax where paid to non-Australian residents.

Security Class: Fully Paid Ordinary Shares

ASX Code: BXB

No. of Shares held at Record Date	Dividend amount per Share (AUD) ¹	Franked Amount (AUD)	Unfranked Amount (AUD)	Gross Dividend Payment (AUD)	Less Withholding Tax ² (AUD)	Net Dividend Payment (AUD)	Franking Credit (AUD)
711	13.38 cents	\$28.54	\$66.59	\$95.13	Nil	\$95.13	\$12.23

1. The Board of Brambles Limited declared an interim dividend of USD 0.09 per ordinary share. This dividend has been converted to AUD at the FX rate of AUD 1.00 = USD 0.6727.

2. Withholding Tax applies to you if you are a resident of Australia and your TFN, ABN or Exemption Code has not been recorded with Boardroom. Withholding Tax is deducted at 47% of the gross unfranked portion of the dividend.

To update your TFN, bank account and other details please visit www.investorserve.com.au. Alternatively, please contact Boardroom Pty Limited on 1300 883 073 (or +61 2 9290 9600 if outside Australia) or email brambles@boardroomlimited.com.au.

Direct Credit Payment Confirmation

Your net dividend payment has been paid in accordance with your instructions as shown below:

Bank Domicile:	AUS	Receipt Currency:	AUD
Bank Account Type:	Domestic	Amount Deposited:	95.13
Bank Code:	065-008		
Account Number:	*****311		
Account Name:	DREYER SUPER FUND		
Exchange Rate:	N/A		

Please check the above details are correct and that payment has been credited to your account.

Please retain this statement for taxation purposes

MR ANTHONY KYM DREYER &
MRS TANYA DREYER
<DREYER SUPER FUND A/C>
67 LAMBERT ROAD
JOSLIN SA 5070

Reference Number: X*****0572
TFN/ABN Status: Quoted
Record Date: 15/10/2019
Payment Date: 22/10/2019

2019 Special Dividend and Capital Return Statement

Dear Shareholder,

The details below relate to the special dividend and capital return, payable on shares that are entitled to participate in these payments at the record date.

Dividend Statement					Franking Information		
Number of shares held at Record Date	Dividend Rate per share	Gross Dividend	Withholding Tax ¹	Net Dividend Paid	Franked Amount	Unfranked Amount ²	Franking Credit ³
711	17.0 Cents	\$120.87	Nil	\$120.87	Nil	\$120.87	Nil

1. Withholding Tax of 47% of the dividend is deducted if you are a resident of Australia and your TFN/ABN or Exemption Code has not been recorded with Boardroom.
2. This dividend is 100% unfranked. The unfranked amount is conduit foreign income and is therefore free from Australian dividend withholding tax where paid to non-Australian residents.
3. The franking credit has been calculated at the rate of 0%.

Capital Return Statement		
Number of shares held at Record Date	Capital Return Rate per share	Capital Return Amount Paid ⁴
711	12.0 cents	\$85.32

4. Withholding Tax does not apply to the capital return.

Total Net Amount Paid	\$206.19
------------------------------	-----------------

To update your TFN, bank account and other details please visit www.investorserve.com.au. Alternatively, please contact Boardroom Pty Limited on 1300 883 073 (or +61 2 9290 9600 if outside Australia) or email brambles@boardroomlimited.com.au.

Direct Credit Payment Confirmation

Your net dividend and capital return payments have been paid in accordance with your instructions as shown below:

Bank Domicile:	AUS	Receipt Currency:	AUD
Bank Account Type:	Domestic	Amount Deposited:	206.19
Bank Code:	065-008		
Account Number:	****3311		
Account Name:	DREYER SUPER FUND		
Exchange Rate:	N/A		

Please check the above details are correct and that payment has been credited to your account.

Please retain this statement for taxation purposes

MR ANTHONY KYM DREYER &
MRS TANYA DREYER
<DREYER SUPER FUND A/C>
67 LAMBERT ROAD
JOSLIN SA 5070

Reference Number: X*****0572
TFN/ABN Status: Quoted
Record Date: 12/09/2019
Payment Date: 10/10/2019

2019 Final Dividend

Dear Shareholder,

The details below relate to the final dividend for the year ended 30 June 2019 payable on shares that are entitled to participate in the dividend at the record date.

This dividend is 30% franked at the corporate tax rate of 30%. Please note that the unfranked portion of the dividend is conduit foreign income and is therefore free from Australian dividend withholding tax where paid to non-Australian residents.

Security Class: Fully Paid Ordinary Shares

ASX Code: BXB

No. of Shares held at Record Date	Dividend amount per Share	Franked Amount (AUD)	Unfranked Amount (AUD)	Gross Dividend Payment (AUD)	Less Withholding Tax ¹ (AUD)	Net Dividend Payment (AUD)	Franking Credit (AUD)
711	14.5 cents	\$30.93	\$72.17	\$103.10	Nil	\$103.10	\$13.26

1. *Withholding Tax applies to you if you are a resident of Australia and your TFN, ABN or Exemption Code has not been recorded with Boardroom. Withholding Tax is deducted at 47% of the gross unfranked portion of the dividend.*

To update your TFN, bank account and other details please visit www.investorserve.com.au. Alternatively, please contact Boardroom Pty Limited on 1300 883 073 (or +61 2 9290 9600 if outside Australia) or email brambles@boardroomlimited.com.au.

Direct Credit Payment Confirmation

Your net dividend payment has been paid in accordance with your instructions as shown below:

Bank Domicile:	AUS	Receipt Currency:	AUD
Bank Account Type:	Domestic	Amount Deposited:	103.10
Bank Code:	065-008		
Account Number:	*****3311		
Account Name:	DREYER SUPER FUND		
Exchange Rate:	N/A		

Please check the above details are correct and that payment has been credited to your account.

Please retain this statement for taxation purposes

**Insurance Australia Group Limited**

ABN 60 090 739 923 ASX Code: IAG

UPDATE YOUR INFORMATION:

**Online:**www.investorcentre.com/iag
iag@computershare.com.au
www.iag.com.au**By Mail:**Computershare Investor Services Pty Limited
GPO Box 4709 Melbourne
Victoria 3001 Australia

065553 000 IAG D16DC

MR ANTHONY KYM DREYER &
MRS TANYA DREYER
<DREYER SUPER FUND A/C>
67 LAMBERT ROAD
JOSLIN SA 5070

ENQUIRIES:

(within Australia) 1300 360 688
(international) +61 3 9415 4210Holder number: HIN WITHHELD
Record date: 20 August 2019
Payment date: 30 September 2019
TFN/ABN: Quoted
Share Price 20/08/19: \$7.76
Share Value 20/08/19: \$10,010.40

DIVIDEND STATEMENT

The details below relate to the final dividend of 20 cents per share for Insurance Australia Group Limited (IAG), for the period 1 January 2019 to 30 June 2019. This dividend is 70% franked at the Company tax rate of 30% and has been forwarded to the account detailed below.

Share Class	Shares Held 20/08/2019	Total Dividend per share	Unfranked Amount \$	Franked Amount \$	Gross Payment \$	Withholding Tax \$	Net Payment \$	Franking Credit \$
ORD	1,290	20 cents	77.40	180.60	258.00	0.00	258.00	77.40

KEY FIGURES FOR THE FULL YEAR ENDED 30 JUNE 2019

\$12,005m GROSS WRITTEN PREMIUM (\$M)

FY19	12,005
FY18	11,647

16.9% REPORTED INSURANCE MARGIN (%)

FY19	16.9
FY18	18.3

\$1,076m NET PROFIT AFTER TAX (\$M)

FY19	1,076
FY18	923

For information about what contributed to these results, see the 2019 overview on the reverse of this page.

Detailed information about our results is available in the Reports and Results area of our website (www.iag.com.au).

PAYMENT INSTRUCTIONS

COMMONWEALTH BANK OF AUSTRALIA

BSB: 065-008

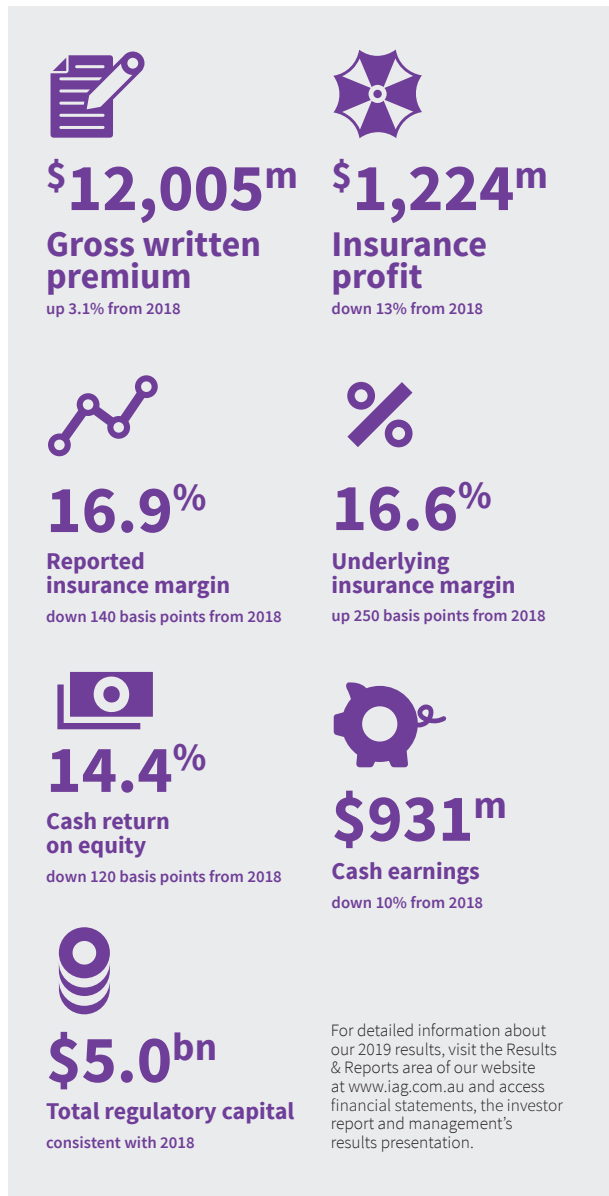
ACC: *****11

You will be subject to income tax on any dividends paid on your IAG shares. IAG is required to provide the ATO with the details of any dividends paid to you. Imputation credits attaching to these dividends should be available to reduce your income tax payable with any excess being refundable to you provided certain requirements are met. These comments are of a general nature and it is important that you seek your own independent taxation advice specific to your circumstances.

You should keep this statement to assist you in preparing your income tax return.

2019 overview

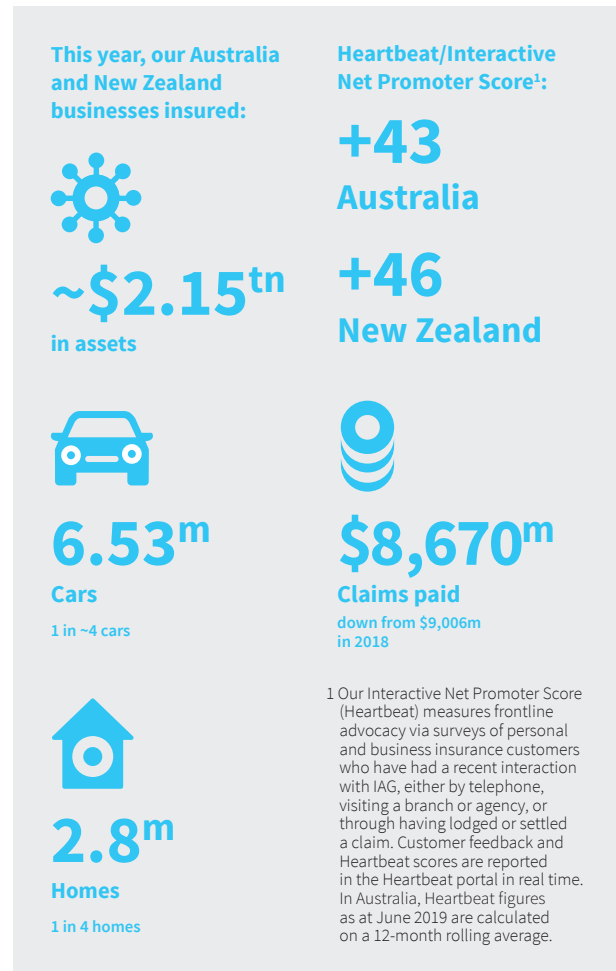
Financial strength



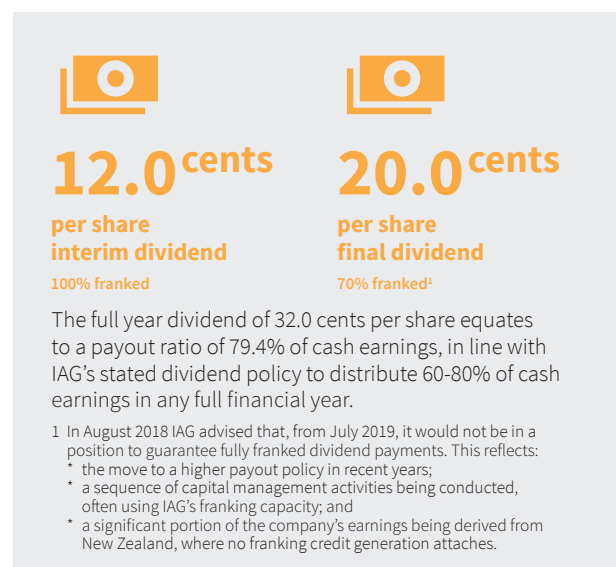
Community



Customers



Shareholders





Insurance Australia Group Limited

ABN 60 090 739 923 ASX Code: IAG

UPDATE YOUR INFORMATION:



Online:

www.investorcentre.com/iag
iag@computershare.com.au
www.iag.com.au



By Mail:

Computershare Investor Services Pty Limited
GPO Box 4709 Melbourne
Victoria 3001 Australia

ENQUIRIES:



(within Australia) 1300 360 688
(international) +61 3 9415 4210

115964 000 IAG



MR ANTHONY KYM DREYER &
MRS TANYA DREYER
<DREYER SUPER FUND A/C>
67 LAMBERT ROAD
JOSLIN SA 5070

Holder number: HIN WITHHELD
Record date: 19 February 2020
Payment date: 25 March 2020
TFN/ABN: Quoted
Share Price 19/02/20: \$6.64
Share Value 19/02/20: \$8,565.60

DIVIDEND STATEMENT

The details below relate to the interim dividend of 10 cents per share for Insurance Australia Group Limited (IAG), for the period 1 July 2019 to 31 December 2019. This dividend is 70% franked at the Company tax rate of 30% and has been forwarded to the account detailed below.

Share Class	Shares Held 19/02/2020	Total Dividend per share	Unfranked Amount \$	Franked Amount \$	Gross Payment \$	Withholding Tax \$	Net Payment \$	Franking Credit \$
ORD	1,290	10 cents	38.70	90.30	129.00	0.00	129.00	38.70

Key Figures for the half year ended 31 December 2019

\$5,962m

Gross written premium (\$m)

13.5%

Reported insurance margin (%)

\$283m

Net profit after tax (\$m)*

HY20	5,962
HY19	5,881

HY20	13.5
HY19	13.7

HY20	283
HY19	500

For information about what contributed to these results, see the overview on the reverse of this page. Detailed information about our results is available in the Reports and Results area of our website (www.iag.com.au).

* Net profit after tax of was considerably lower than HY19, owing to the absence of the profit on sale of the Thailand operations and a post-tax provision of \$82m to address a specific customer pricing issue.

PAYMENT INSTRUCTIONS

COMMONWEALTH BANK OF AUSTRALIA

BSB: 065-008

ACC: XXXXXX11

You will be subject to income tax on any dividends paid on your IAG shares. IAG is required to provide the ATO with the details of any dividends paid to you. Imputation credits attaching to these dividends should be available to reduce your income tax payable with any excess being refundable to you provided certain requirements are met. These comments are of a general nature and it is important that you seek your own independent taxation advice specific to your circumstances.

You should keep this statement to assist you in preparing your income tax return.

First half 2020 overview



Financial strength



\$5,962^m

Gross written premium

up 1.4% from first half 2019



13.5%

Reported insurance margin

down 20 basis points from first half 2019



16.9%

Underlying insurance margin

up 70 basis points from first half 2019



12.1%

Cash return on equity

up 230 basis points from first half 2019



\$501^m

Insurance profit

up 1% from first half 2019



\$380^m

Cash earnings

up 19.1% from first half 2019



\$4.25^{bn}

Regulatory capital

at 31 December 2019

Shareholders



646,728

Holders at 31 December 2019



10.0^{cents}

per share interim dividend

60.8% payout ratio



\$4,444^m

Claims paid in six months to 31 December 2019

Community



3,276^{hrs}

Volunteered by employees to 31 December 2019



\$5.1^m

Community investment to 31 December 2019

Climate action plan

Think big

Launched report **Severe Weather in a Changing Climate** December 2019

Prepare our people

Climate change considerations incorporated into key leadership programs

Reduce our emissions

On track to achieve Science Based Targets for scope 1 and 2 emissions: **20% reduction by end of FY20**

Invest responsibly

Shifting investment to companies that have a **lower exposure to climate-related risks** or a forward-looking strategy to manage those risks

Rethink risk

Climate Risk and Opportunity Program addressing physical and transitional risks across all aspects of IAG's operations

015804 047 JHG



MR ANTHONY KYM DREYER &
MRS TANYA DREYER
<DREYER SUPER FUND A/C>
67 LAMBERT ROAD
JOSLIN SA 5070

Update your information:



Online:

www.computershare.com.au/easyupdate/JHG



By Mail:

Computershare Investor Services Pty Limited
GPO Box 2975 Melbourne
Victoria 3001 Australia

Enquiries:

(within Australia) 1300 137 981
(within New Zealand) 0800 888 017
(outside Australia) +61 3 9415 4081

Holder Identification Number (HIN)

HIN WITHHELD

ASX Code	JHG
Record Date	12 August 2019
Payment Date	28 August 2019
Direct Credit Reference No.	826765

Second Quarter Dividend for the period ended 30 June 2019

Dear Shareholder,

The Directors of Janus Henderson Group plc declared a second quarter dividend of 36 US cents per ordinary share for the period ended 30 June 2019, payable on 28 August 2019. For holders of CHESS Depository Interests (CDIs), the A\$ equivalent will be 52.8732 cents per CDI. The payment is paid on shares held on the Record Date, 12 August 2019.

Class Description	Amount per CDI	Number of CDIs	Gross Payment \$
CDIs	A\$0.528732	218	\$115.26
Net Payment			\$115.26

Note: You should retain this statement to assist you in preparing your tax return.

Your Payment Instruction

COMMONWEALTH BANK OF AUSTRALIA
BSB: 065-008 Account number: XXXXXX11

Amount Deposited

AUD\$115.26

If payment cannot be made to the above instruction, a cheque will be forwarded to your registered address.

015129 047 JHG



MR ANTHONY KYM DREYER &
MRS TANYA DREYER
<DREYER SUPER FUND A/C>
67 LAMBERT ROAD
JOSLIN SA 5070

Update your information:



Online:

www.computershare.com.au/easyupdate/JHG



By Mail:

Computershare Investor Services Pty Limited
GPO Box 2975 Melbourne
Victoria 3001 Australia

Enquiries:

(within Australia) 1300 137 981
(within New Zealand) 0800 888 017
(outside Australia) +61 3 9415 4081

Holder Identification Number (HIN)

HIN WITHHELD

ASX Code	JHG
Record Date	11 November 2019
Payment Date	25 November 2019
Direct Credit Reference No.	826164

Third Quarter Dividend for the period ended 30 September 2019

Dear Shareholder,

The Directors of Janus Henderson Group plc declared a third quarter dividend of 36 US cents per ordinary share for the period ended 30 September 2019, payable on 25 November 2019. For holders of CHESS Depository Interests (CDIs), the A\$ equivalent will be 52.0596 cents per CDI. The payment is paid on shares held on the Record Date, 11 November 2019.

Class Description	Amount per CDI	Number of CDIs	Gross Payment \$
CDIs	A\$0.520596	218	\$113.49
Net Payment			\$113.49

Note: You should retain this statement to assist you in preparing your tax return.

Your Payment Instruction

COMMONWEALTH BANK OF AUSTRALIA
BSB: 065-008 Account number: XXXXXX11

Amount Deposited

AUD\$113.49

If payment cannot be made to the above instruction, a cheque will be forwarded to your registered address.

014645 047 JHG



MR ANTHONY KYM DREYER &
MRS TANYA DREYER
<DREYER SUPER FUND A/C>
67 LAMBERT ROAD
JOSLIN SA 5070

Update your information:



Online:

www.computershare.com.au/easyupdate/JHG



By Mail:

Computershare Investor Services Pty Limited
GPO Box 2975 Melbourne
Victoria 3001 Australia

Enquiries:

(within Australia) 1300 137 981

(within New Zealand) 0800 888 017

(outside Australia) +61 3 9415 4081

Holder Identification Number (HIN)

HIN WITHHELD

ASX Code	JHG
Record Date	18 February 2020
Payment Date	5 March 2020
Direct Credit Reference No.	825704

Fourth Quarter Dividend for the period ended 31 December 2019

Dear Shareholder,

The Directors of Janus Henderson Group plc declared a fourth quarter dividend of 36 US cents per ordinary share for the period ended 31 December 2019, payable on 5 March 2020. For holders of CHESS Depository Interests (CDIs), the A\$ equivalent will be 53.4456 cents per CDI. The payment is paid on shares held on the Record Date, 18 February 2020.

Class Description	Amount per CDI	Number of CDIs	Gross Payment \$
CDIs	A\$0.534456	218	\$116.51
Net Payment			\$116.51

Note 1: You should retain this statement to assist you in preparing your tax return.

Note 2: If you require your payment to be re-issued, you may be charged an administrative fee which will be deducted from your payment.

Your Payment Instruction

COMMONWEALTH BANK OF AUSTRALIA
BSB: 065-008 Account number: XXXXXX11

Amount Deposited
AUD\$116.51

If payment cannot be made to the above instruction, a cheque will be forwarded to your registered address.



JamesHardie™

James Hardie Industries plc

ARBN 097 829 895

Incorporated in Ireland. The liability of members is limited

Registration Number: 485719

Registered Office: Second Floor, Europa House,

Harcourt Centre, Harcourt Street, Dublin 2, D02 WR20, Ireland

Update your information:



Online:

www.computershare.com.au/easyupdate/jhx



By Mail:

Computershare Investor Services Pty Limited

GPO Box 2975 Melbourne

Victoria 3001 Australia

Enquiries:

(within Australia) 1300 855 080

(international) +61 3 9415 4000

Holder Identification Number (HIN)

HIN WITHHELD

ASX Code JHX

Record Date 18 November 2019

Payment Date 20 December 2019

Direct Credit Reference No. 809313

006480 047 JHX



MR ANTHONY KYM DREYER &

MRS TANYA DREYER

<DREYER SUPER FUND A/C>

67 LAMBERT ROAD

JOSLIN SA 5070

FY2020 First Half Ordinary Dividend

This payment represents a FY2020 first half ordinary dividend of 10 US cents (equivalent to 14.6830 Australian cents) per CUFS.

All amounts are in Australian dollars, except where indicated.

Dividend per CUFS	Number of CUFS	Gross Dividend	Irish Withholding Tax Deducted	Net Payment Amount
A\$0.146830	452	A\$66.37	A\$13.27	A\$53.10

Irish Withholding Tax

This statement should be retained as it will be accepted by the Irish Revenue Commissioners as evidence of Irish Withholding Tax deducted in respect of which you may be entitled to claim payment or relief. For the purposes of any Irish Withholding Tax reclaim, the Euro equivalent of the Irish Withholding Tax deducted in respect of these dividends was €8.17. The exchange rate used to convert from Australian dollars to Euros was A\$1.00 = €0.6160. The AUD/EUR exchange rate for the purposes of Irish Withholding Tax was set on 6 December 2019, as required by Irish Revenue. All other exchange rates were set on 18 November 2019.

Should you wish to complete an Irish DWT form in order to claim exemption from Irish Withholding Tax for future dividend payments, please refer to www.computershare.com/au/forms search for JHX and scroll to 'Company Forms'.

For the information of securityholders resident in Australia:

If you are completing an Australian tax return you should include in your assessable income, as foreign source income, an amount equal to the gross Australian dollar value of the dividends paid to you, inclusive of any tax disclosed above.

Notes:

James Hardie Industries plc is incorporated in Ireland. These dividend payments are unfranked.

This statement contains information which is important for your taxation records. Please retain in a safe place as a charge may be levied for a replacement.

Your Payment Instruction

COMMONWEALTH BANK OF AUSTRALIA

BSB: 065-008 Account number: XXXXXX11

Amount Deposited

A\$53.10

If payment cannot be made to the above instruction, payment will be withheld until a new direct credit instruction has been provided. You may be charged an administrative fee which will be deducted from your payment.



JamesHardie™

James Hardie Industries plc

ARBN 097 829 895

Incorporated in Ireland. The liability of members is limited
Registration Number: 485719

Registered Office: Second Floor, Europa House,
Harcourt Centre, Harcourt Street, Dublin 2, D02 WR20, Ireland

Update your information:



Online:

www.computershare.com.au/easyupdate/jhx



By Mail:

Computershare Investor Services Pty Limited
GPO Box 2975 Melbourne
Victoria 3001 Australia

Enquiries:

(within Australia) 1300 855 080

(international) +61 3 9415 4000

006721 047 JHX



MR ANTHONY KYM DREYER &
MRS TANYA DREYER
<DREYER SUPER FUND A/C>
67 LAMBERT ROAD
JOSLIN SA 5070

Holder Identification Number (HIN)

HIN WITHHELD

ASX Code JHX
Record Date 6 June 2019
Payment Date 2 August 2019
Direct Credit Reference No. 809561

FY2019 Second Half Ordinary Dividend

This payment represents a FY2019 second half ordinary dividend of 26 US cents (equivalent to 37.2814 Australian cents) per CUFS.
All amounts are in Australian dollars, except where indicated.

Dividend per CUFS	Number of CUFS	Gross Dividend	Irish Withholding Tax Deducted	Net Payment Amount
A\$0.372814	232	A\$86.49	A\$17.30	A\$69.19

Irish Withholding Tax

This statement should be retained as it will be accepted by the Irish Revenue Commissioners as evidence of Irish Withholding Tax deducted in respect of which you may be entitled to claim payment or relief. For the purposes of any Irish Withholding Tax reclaim, the Euro equivalent of the Irish Withholding Tax deducted in respect of these dividends was €10.86. The exchange rate used to convert from Australian dollars to Euros was A\$1.00 = €0.6275. The AUD/EUR exchange rate for the purposes of Irish Withholding Tax was set on 19 July 2019, as required by Irish Revenue. All other exchange rates were set on 6 June 2019.

Should you wish to complete an Irish DWT form in order to claim exemption from Irish Withholding Tax for future dividend payments, please refer to www.computershare.com/au/forms search for JHX and scroll to 'Company Forms'.

For the information of securityholders resident in Australia:

If you are completing an Australian tax return you should include in your assessable income, as foreign source income, an amount equal to the gross Australian dollar value of the dividends paid to you, inclusive of any tax disclosed above.

Notes:

James Hardie Industries plc is incorporated in Ireland. These dividend payments are unfranked.

This statement contains information which is important for your taxation records. Please retain in a safe place as a charge may be levied for a replacement.

Your Payment Instruction

COMMONWEALTH BANK OF AUSTRALIA
BSB: 065-008 Account number: XXXXXX11

Amount Deposited

A\$69.19

If payment cannot be made to the above instruction, payment will be withheld until a new direct credit instruction has been provided.



MINERAL RESOURCES

Mineral Resources Limited
ABN 33 118 549 910

005337 000 MIN



MR ANTHONY KYM DREYER &
MRS TANYA DREYER
<DREYER SUPER FUND A/C>
67 LAMBERT ROAD
JOSLIN SA 5070

Update your information:

Online:
www.computershare.com.au/easyupdate/MIN

By Mail:
Computershare Investor Services Pty Limited
GPO Box 2975 Melbourne
Victoria 3001 Australia

Enquiries:
(within Australia) 1300 653 781
(international) +61 3 9415 4000

Holder Identification Number (HIN)

HIN WITHHELD

ASX Code MIN
TFN/ABN Status Quoted
Record Date 2 March 2020
Payment Date 26 March 2020
Direct Credit Reference No. 805806

2020 Interim Dividend

Dear Securityholder,

This payment represents an interim dividend of 23 cents per share for the half year ended 31 December 2019. This dividend is paid on the shares registered in your name and entitled to participate as at the record date of 2 March 2020. This payment is 100% franked at the corporate tax rate of 30%.

Please register at www.computershare.com.au/easyupdate/MIN in order to update your TFN, bank account and other details online.

Derek Oelofse
Company Secretary

Class Description	Amount per Security	Number of Securities	Franked Amount	Unfranked Amount	Gross Payment
Ordinary Fully Paid Shares	23 cents	375	\$86.25	\$0.00	\$86.25
Net Payment					\$86.25
Franking Credit					\$36.96

Note 1: You should retain this statement to assist you in preparing your tax return.
Note 2: If you require your payment to be re-issued, you may be charged an administrative fee which will be deducted from your payment.


Your Payment Instruction


COMMONWEALTH BANK OF AUSTRALIA
BSB: 065-008 Account number: XXXXXX11


Amount Deposited
AUD\$86.25



All correspondence to:

 Boardroom Pty Limited
ABN 14 003 209 836
GPO Box 3993
Sydney NSW 2001

 Tel: 1300 664 446 (within Australia)
Tel: +61 2 8016 2896 (outside Australia)
Fax: +61 2 9279 0664

 www.boardroomlimited.com.au
origin@boardroomlimited.com.au

MR ANTHONY KYM DREYER &
MRS TANYA DREYER
<DREYER SUPER FUND A/C>
67 LAMBERT ROAD
JOSLIN SA 5070

SRN/HIN: X*****0572
Share Class: Ordinary
TFN/ABN Status: Quoted
Record Date: 03/09/2019
Payment Date: 27/09/2019

Dividend Statement

Origin Energy Limited has determined a final dividend for the full-year ended 30 June 2019.

Number of shares	Dividend per share	Franked amount	Unfranked amount	Total amount	Franking credit
960	15 cents	\$144.00	Nil	\$144.00	\$61.71

The dividend is 100% franked at the Australian company tax rate of 30%.

All amounts are in Australian dollars unless otherwise stated.

Please retain this statement for taxation purposes.

Your payment instructions

Bank code	Account number	Receipt currency	Exchange rate	Amount deposited
065-008	*****3311	AUD	N/A	144.00

To update your details online please visit www.investorserve.com.au


Upcoming events


16 October 2019
Annual General Meeting


S00031194814



All correspondence to:

 Boardroom Pty Limited
ABN 14 003 209 836
GPO Box 3993
Sydney NSW 2001

 Tel: 1300 664 446 (within Australia)
Tel: +61 2 8016 2896 (outside Australia)
Fax: +61 2 9279 0664

 www.boardroomlimited.com.au
origin@boardroomlimited.com.au

MR ANTHONY KYM DREYER &
MRS TANYA DREYER
<DREYER SUPER FUND A/C>
67 LAMBERT ROAD
JOSLIN SA 5070

SRN/HIN: X*****0572
Share Class: Ordinary
TFN/ABN Status: Quoted
Record Date: 03 March 2020
Payment Date: 27 March 2020

Dividend Statement

Origin Energy Limited has determined an interim dividend for the half-year ended 31 December 2019.

Number of shares	Dividend per share	Franked amount	Unfranked amount	Total amount	Franking credit
960	15 cents	\$144.00	Nil	\$144.00	\$61.71

The dividend is 100% franked at the Australian company tax rate of 30%.

All amounts are in Australian dollars unless otherwise stated.

Please retain this statement for taxation purposes.

Your payment instructions

Bank code	Account number	Receipt currency	Exchange rate	Amount deposited
065-008	*****311	AUD	N/A	144.00

Please check the above details are correct and the payment has been credited to your account.

Electronic Communications

Want to go paperless and receive your dividend statement electronically?
Log on to www.investorserve.com.au, provide your email address and change your communication preference to email.

S00031194814

Origin's Half Year 2020 results summary

Statutory Profit

\$599 million

▼ \$197M decrease on
HY2019

Underlying Profit

\$528 million

▼ \$64M decrease on
HY2019

Underlying ROCE (12 month rolling)

8.3%

▼ 0.3 per cent decrease
on Dec-18

Free Cash Flow

\$680 million

▲ 22 per cent increase
on HY2019

Adjusted Net Debt*

\$5.1 billion

▼ \$342M reduction
since Jun-19

Interim Dividend

15 cents per share

▲ Up from 10 cents per
share for HY2019, when
dividends were reinstated

*Excludes \$540 million lease liability under AASB 16 first recognition.



031418 000 QBE



MR ANTHONY KYM DREYER &
MRS TANYA DREYER
<DREYER SUPER FUND A/C>
67 LAMBERT ROAD
JOSLIN SA 5070

Update Your Information:

www.investorcentre.com/au
qbe.queries@computershare.com.au



Computershare Investor Services Pty Limited
GPO Box 2975
Melbourne Victoria 3001 Australia



1300 723 487 (within Australia)
+61 3 9415 4840 (outside Australia)



Holder Identification Number (HIN)
HIN WITHHELD

ASX Code QBE
TFN/ABN Status Quoted
Record Date 23 August 2019
Payment Date 4 October 2019

2019 Interim Dividend Notice

The details below relate to the interim dividend of 25 cents per share for the half year ended 30 June 2019. This dividend is 60% franked at the company tax rate of 30%. The whole of the unfranked amount of this dividend has been declared to be conduit foreign income.

CLASS DESCRIPTION	DIVIDEND PER SHARE	PARTICIPATING SHARES	FRANKED AMOUNT \$	UNFRANKED AMOUNT \$	FRANKING CREDIT \$	DIVIDEND PAYMENT \$
Fully Paid Ordinary	25 cents	427	64.05	42.70	27.45	106.75
Net Payment (AUD\$)						106.75

You should keep this statement to assist in preparing your tax return.

Payment instruction

Commonwealth Bank of Australia

BSB: 065-008

Account Number: XXXXXX11

Direct Credit Reference No. 848435

Amount Deposited AUD\$106.75

251952_02_V2



029172 000 QBE



MR ANTHONY KYM DREYER &
MRS TANYA DREYER
<DREYER SUPER FUND A/C>
67 LAMBERT ROAD
JOSLIN SA 5070

Update Your Information:

www.investorcentre.com/au
qbe.queries@computershare.com.au



Computershare Investor Services Pty Limited
GPO Box 2975
Melbourne Victoria 3001 Australia



1300 723 487 (within Australia)
+61 3 9415 4840 (outside Australia)



Holder Identification Number (HIN)
HIN WITHHELD

ASX Code QBE
TFN/ABN Status Quoted
Record Date 6 March 2020
Payment Date 9 April 2020

2019 Final Dividend Notice

The details below relate to the final dividend of 27 cents per share for the year ended 31 December 2019. This dividend is 30% franked at the company tax rate of 30%. The whole of the unfranked amount of this dividend has been declared to be conduit foreign income.

CLASS DESCRIPTION	DIVIDEND PER SHARE	PARTICIPATING SHARES	FRANKED AMOUNT \$	UNFRANKED AMOUNT \$	FRANKING CREDIT \$	DIVIDEND PAYMENT \$
Fully Paid Ordinary	27 cents	427	34.59	80.70	14.82	115.29
Net Payment (AUD\$)						115.29

You should keep this statement to assist in preparing your tax return.

Payment instruction

Commonwealth Bank of Australia
BSB: 065-008
Account Number: XXXXXX11
Direct Credit Reference No. 843556
Amount Deposited AUD\$115.29



Upcoming Events

7 May 2020 - Annual General Meeting

Payment Advice



All Registry communications to:
C/- Link Market Services Limited
Locked Bag A14, Sydney South, NSW, 1235
Telephone: 1300 554 474
ASX Code: **REG**
Email: registrars@linkmarketservices.com.au
Website: www.linkmarketservices.com.au

REGIS HEALTHCARE LIMITED

ABN: 11 125 203 054

MR ANTHONY KYM DREYER & MRS TANYA DREYER <DREYER
SUPER FUND A/C>
67 LAMBERT ROAD
JOSLIN SA
5070

DIVIDEND STATEMENT

Reference No.: X*****0572
Payment Date: 26 September 2019
Record Date: 12 September 2019

Security Description	Dividend Rate per Share	Participating Shares	Unfranked Amount	Franked Amount	Total Payment	Franking Credit
REG - ORDINARY FULLY PAID	\$0.0711	2,050	\$0.00	\$145.76	\$145.76	\$62.47
		Less Withholding Tax			\$0.00	
		Net Amount			AUD 145.76	
		Represented By:				
		Direct Credit amount			AUD 145.76	

BANKING INSTRUCTIONS

The amount of AUD 145.76 was deposited to the bank account detailed below:

COMMONWEALTH BANK OF AUSTRALIA

DREYER SUPER FUND
BSB: 065-008 ACC: *****3311

DIRECT CREDIT REFERENCE NO.: 1234433545

FRANKING INFORMATION

Franked Rate per Share \$0.0711
Franking Percentage 100%
Company Tax Rate 30%

The total amount together with the franking credit (if any) should be disclosed as assessable income in your Australian tax return.

Note: You may require this statement for taxation purposes. All investors should seek independent advice relevant to their own particular circumstances.

Please ensure your details are current by viewing and updating via the online service centre.

042598 047 RIO



MR ANTHONY KYM DREYER &
MRS TANYA DREYER
<DREYER SUPER FUND A/C>
67 LAMBERT ROAD
JOSLIN SA 5070

Dividend Statement

Holder Identification Number	HIN WITHHELD
Record Date	9 August 2019
Payable Date	19 September 2019
Half Year Ended	30 June 2019
Tax File Number	Quoted

Shareholder helpline number: 1800 813 292
New Zealand holders: 0800 450 740
International shareholders: +61 (3) 9415 4030
www.investorcentre.com/rio
Computershare Investor Services Pty Ltd, GPO Box 2975, Melbourne VIC 3001 Australia

Dividend advice - Interim and special dividends for the half year ended 30 June 2019

Dear shareholder,

On 1 August 2019 Rio Tinto declared a 2019 interim dividend of 219.08 Australian cents per share (equivalent to 151.00 US cents), and a special dividend of 88.50 Australian cents per share (equivalent to 61.00 US cents). A payment has been made to your nominated bank account in accordance with your details shown below.

These dividends are payable on ordinary shares registered in your name and entitled to participate as at the record date of 9 August 2019. For income tax purposes these dividends are both fully franked (100 per cent) at the tax rate of 30 per cent.

Payment Type	AUD Dividend Rate Per Share	Shareholding	AUD Franked Dividend Payable	AUD Unfranked Dividend Payable	AUD Franking Credits	Gross Payment
Interim	219.08 cents	77	\$168.69	\$0.00	\$72.30	\$168.69
Special	88.50 cents	77	\$68.15	\$0.00	\$29.21	\$68.15
AUD Tax Withheld						\$0.00
AUD Dividend Amount						\$236.84

Yours sincerely

Tim Paine
Joint Company Secretary

If you require your payment to be re-issued, you may be charged an administrative fee which will be deducted from your payment.

BANKING INSTRUCTION
COMMONWEALTH BANK OF AUSTRALIA
BSB: 065-008 ACC: XXXXXX11

Date Payable: 19 September 2019
Payment Amount: \$236.84

Please retain this dividend statement for your records.

Manage your holdings online: Register at www.investorcentre.com/rio

Elect direct credit payment and electronic communications at Investor Centre, our free self-service website is available 24/7. Manage your shareholdings online, the easy way!

View any outstanding payments



Change payment options



Switch to ecommunications



View your Shareholding



Change your address



Update your TFN





Reliance Worldwide Corporation Limited
 ABN 46 610 855 877

004996 000 RWC



MR ANTHONY KYM DREYER &
 MRS TANYA DREYER
 <DREYER SUPER FUND A/C>
 67 LAMBERT ROAD
 JOSLIN SA 5070

Update your information:

Online:
www.computershare.com.au/easyupdate/rwc

By Mail:
 Computershare Investor Services Pty Limited
 GPO Box 2975 Melbourne
 Victoria 3001 Australia

Enquiries:
 (within Australia) 1300 850 505
 (international) +61 3 9415 4000

Holder Identification Number (HIN)

HIN WITHHELD

ASX Code	RWC
TFN/ABN Status	Quoted
Record Date	11 September 2019
Payment Date	11 October 2019
Direct Credit Reference No.	805490

2019 Final Dividend

Dear Shareholder,

This payment represents a final dividend of 5 cents per share for the year ended 30 June 2019. This dividend is paid on the shares registered in your name and entitled to participate as at the record date of 11 September 2019. This payment is 100% franked at the corporate tax rate of 30%.

Please register at www.computershare.com.au/easyupdate/rwc in order to update your TFN, bank account and other details online.

Class Description	Amount per Share	Number of Shares	Franked Amount	Unfranked Amount	Gross Payment
Ordinary Shares	5 cents	2,110	\$105.50	\$0.00	\$105.50
Net Payment					\$105.50
Franking Credit					\$45.21

Note 1: You should retain this statement to assist you in preparing your tax return.

Note 2: If you require your payment to be re-issued, you may be charged an administrative fee which will be deducted from your payment.

Your Payment Instruction

COMMONWEALTH BANK OF AUSTRALIA
 BSB: 065-008 Account number: XXXXXX11

Amount Deposited
AUD\$105.50

If payment cannot be made to the above instruction, a cheque will be forwarded to your registered address.

Payment Advice



All Registry communications to:

C/- Link Market Services Limited
Locked Bag A14, Sydney South, NSW, 1235
Telephone: 1300 554 474
ASX Code: **SUN**
Email: registrars@linkmarketservices.com.au
Website: www.linkmarketservices.com.au

SUNCORP GROUP LIMITED

ABN: 66 145 290 124

MR ANTHONY KYM DREYER & MRS TANYA DREYER <DREYER
SUPER FUND A/C>
67 LAMBERT ROAD
JOSLIN SA
5070

DIVIDEND STATEMENT

Reference No.: X*****0572
Payment Date: 31 March 2020
Record Date: 20 February 2020

Security Description	Dividend Rate per Share	Participating Shares	Unfranked Amount	Franked Amount	Total Payment	Franking Credit
SUN - ORDINARY SHARES	\$0.26	316	\$0.00	\$82.16	\$82.16	\$35.21
				Less Withholding Tax		\$0.00
				Net Amount		AUD 82.16
				Represented By:		
				Direct Credit amount		AUD 82.16

BANKING INSTRUCTIONS

The amount of AUD 82.16 was deposited to the bank account detailed below:

COMMONWEALTH BANK OF AUSTRALIA

DREYER SUPER FUND
BSB: 065-008 **ACC:** *****3311

DIRECT CREDIT REFERENCE NO.: 1237868710

FRANKING INFORMATION

Franked Rate per Share	\$0.26
Franking Percentage	100%
Company Tax Rate	30%

The total amount together with the franking credit (if any) should be disclosed as assessable income in your Australian tax return.

Note: You may require this statement for taxation purposes. All investors should seek independent advice relevant to their own particular circumstances.

Please ensure your details are current by viewing and updating via the online service centre.

All registry communications to:
Link Market Services Limited
Locked Bag A6015, Sydney South NSW 1235
Telephone (free call within Australia): +61 1800 804 255
ASX Code: WBC
Email: westpac@linkmarketservices.com.au
Website: www.linkmarketservices.com.au



047 / 252670

MR ANTHONY KYM DREYER &
MRS TANYA DREYER
<DREYER SUPER FUND A/C>
67 LAMBERT ROAD
JOSLIN SA 5070

Key details

Payment date:	20 December 2019
Record date:	13 November 2019
SRN/HIN:	X*****0572
TFN/ABN status:	RECEIVED AND RECORDED

Final dividend statement for the six months ended 30 September 2019

This dividend is 100% franked with Australian franking credits at the company tax rate of 30%.

Description	Participating holding	Dividend rate per share [#]	Unfranked amount	Franked amount	Total amount	Franking credit
Ordinary shares	290	80 cents	\$0.00	\$232.00	\$232.00	\$99.43
Net dividend amount					\$232.00	
***New Zealand Imputation Credit (NZIC)						NZ\$20.30

[#] The final dividend of 80 cents per share takes into consideration the cost of the Bank Levy which was equivalent to 8 cents per share over 2019. All amounts are in Australian dollars unless otherwise stated.

*** Only relevant for New Zealand taxpayers.

PAYMENT INSTRUCTIONS

COMMONWEALTH BANK OF AUSTRALIA

BSB: 065-008

ACC: ****3311

ACCOUNT NAME: DREYER SUPER FUND

PAYMENT REFERENCE NUMBER: 001235790574

A payment has been made to the above account. If this account is not valid please turn over for instructions to update your details.

Please keep this statement for your tax records.
It can also be accessed online in Link's Investor Centre, see over for login instructions.

Update your details **online**

Information we need from you

We need the following details to administer your holding. If you have not provided these details, or if they have changed, you can update them via Link's Investor Centre:

1	Bank account details Dividend will only be paid directly into an Australian dollar bank account. A dividend payment statement will be provided for each payment.
2	Email address Communication by email means you can be promptly notified of key announcements, when dividend payments are made and when statements can be accessed online.
3	TFN, TFN exemption or ABN Providing your Tax File Number (TFN), TFN exemption code or Australian Business Number (ABN) is optional. However, without these details Westpac may be required to withhold Australian tax, from any dividend that is not 100% franked, at the highest marginal tax rate plus the Medicare levy.

How to update your information

1. Login to Link's Investor Centre at www.linkmarketservices.com.au
2. Click on **Investor Login**
3. If you do not have a **Portfolio*** login, please use the Single Holding login
4. Enter **WBC** in the **Issuer Name** field and press enter
5. Enter your **Security Holder Number (SRN)** or **Holder Identification Number (HIN)**
6. Enter your **postcode** or, if your registered address is overseas, click on the **Outside Australia** link to look up your country of residence
7. Enter the **security code** in the box provided (this protects against robots)
8. Click on the box indicating you have read the terms and conditions
9. Click on **Login**

* Setting up a Portfolio login allows you to easily manage your holdings across issuers who use Link as their registrar.

Private and Confidential

1 15569 000 WES



MR ANTHONY KYM DREYER &
 MRS TANYA DREYER
 <DREYER SUPER FUND A/C>
 67 LAMBERT ROAD
 JOSLIN SA 5070

Holder Identification Number (HIN)

HIN WITHHELD

Record Date	25 February 2020
Payment Date	31 March 2020
TFN/ABN Status	Quoted
Direct Credit Ref. No.	1040282
ASX Code	WES

Interim Dividend

The statement below represents your interim dividend for the half-year ended 31 December 2019. The dividend is fully-franked (100 per cent) for Australian income tax purposes at the corporate tax rate of 30 per cent.

Class Description	Amount per Security	Number of Securities	Franked Amount	Unfranked Amount	Gross Payment	Franking Credit
Ordinary Shares	A\$0.75	207	A\$155.25	A\$0.00	A\$155.25	A\$66.54
		Total	A\$155.25	A\$0.00	A\$155.25	A\$66.54
			Net Payment		A\$155.25	

Important Notes

1. You should retain this statement to assist you in preparing your tax return.
2. Shareholders should obtain their own professional advice on the tax implications of this dividend.

Non-Resident Shareholders

The Franked Amount is not subject to withholding tax.
 New Zealand Imputation Credits are not attached to this dividend.

Your Payment Instruction

COMMONWEALTH BANK OF AUSTRALIA
 BSB: 065-008 Account number: XXXXXX11

Amount Deposited

A\$155.25

Private and Confidential

114168 000 WES



MR ANTHONY KYM DREYER &
 MRS TANYA DREYER
 <DREYER SUPER FUND A/C>
 67 LAMBERT ROAD
 JOSLIN SA 5070

Holder Identification Number (HIN)

HIN WITHHELD

Record Date	2 September 2019
Payment Date	9 October 2019
TFN/ABN Status	Quoted
Direct Credit Ref. No.	1045506
ASX Code	WES

Final Dividend

The statement below represents your final dividend for the year ended 30 June 2019. The dividend is fully-franked (100 per cent) for Australian income tax purposes at the corporate tax rate of 30 per cent.

Class Description	Amount per Security	Number of Securities	Franked Amount	Unfranked Amount	Gross Payment	Franking Credit
Ordinary Shares	A\$0.78	207	A\$161.46	A\$0.00	A\$161.46	A\$69.20
Total			A\$161.46	A\$0.00	A\$161.46	A\$69.20
Net Payment					A\$161.46	

New Zealand Imputation Credits in NZD

NZ\$20.70

New Zealand tax law requires us to notify shareholders that New Zealand imputation credits have been attached to this dividend at a rate of NZ\$0.10 per share. These credits are only relevant for shareholders required to file a New Zealand income tax return.

Important Notes

1. You should retain this statement to assist you in preparing your tax return.
2. Shareholders should obtain their own professional advice on the tax implications of this dividend.

Non-Resident Shareholders

The Franked Amount is not subject to withholding tax.

Your Payment Instruction

COMMONWEALTH BANK OF AUSTRALIA
 BSB: 065-008 Account number: XXXXXX11

Amount Deposited

A\$161.46



062919 000 WPL



MR ANTHONY KYM DREYER &
MRS TANYA DREYER
<DREYER SUPER FUND A/C>
67 LAMBERT ROAD
JOSLIN SA 5070

Update Your Information:

www.investorcentre.com/wpl



Computershare Investor Services Pty Limited
GPO Box 2975 Melbourne
Victoria 3001 Australia



1300 558 507 (within Australia)
+61 3 9415 4632 (outside Australia)



Holder Identification Number (HIN)

HIN WITHHELD

ASX Code	WPL
TFN/ABN Status	Quoted
Record Date	27 August 2019
Payment Date	20 September 2019
Direct Credit Reference No.	593736

DIVIDEND STATEMENT

The statement below represents your interim dividend for the half year ended 30 June 2019. This dividend is paid at the rate of 36 US cents (equivalent to 53.238687 Australian cents) per share on your holding of fully paid ordinary shares, registered in your name and eligible as at the record date 27 August 2019.

This dividend is fully franked (100%) at the tax rate of 30%.

Class Description	Amount per Security	Number of Securities	Franked Amount	Unfranked Amount	Total Payment
Ordinary Shares	A\$0.53238687	312	A\$166.10	A\$0.00	A\$166.10
Net Payment					A\$166.10
Australian Franking Credit					A\$71.19

VIEW OR UPDATE YOUR SECURITY HOLDING DETAILS ONLINE

To view your security holding details please visit www.investorcentre.com/wpl. When in Investor Centre, log in using your SRN/HIN and postcode (if within Australia) or country (if outside Australia). For security purposes, if you wish to update your information you will be required to login as an existing user with your User ID and password or register as a new user and create a User ID and password.

Important Notes:

- You should retain this statement to assist you in preparing your tax return.
- If you require a replacement payment for any of your dividend payments, you may be charged a fee to cover the costs to reissue such payments.

YOUR PAYMENT INSTRUCTION

COMMONWEALTH BANK OF AUSTRALIA
BSB: 065-008 Account number: XXXXXX11

Amount Deposited
A\$166.10

If payment cannot be made to the above account, the dividend amount will be withheld pending receipt of your valid direct credit instructions.



066363 000 WPL



MR ANTHONY KYM DREYER &
MRS TANYA DREYER
<DREYER SUPER FUND A/C>
67 LAMBERT ROAD
JOSLIN SA 5070

Update Your Information:

www.investorcentre.com/wpl



Computershare Investor Services Pty Limited
GPO Box 2975 Melbourne
Victoria 3001 Australia



1300 558 507 (within Australia)
+61 3 9415 4632 (outside Australia)



Holder Identification Number (HIN)

HIN WITHHELD

ASX Code	WPL
TFN/ABN Status	Quoted
Record Date	25 February 2020
Payment Date	20 March 2020
Direct Credit Reference No.	594483

DIVIDEND STATEMENT

The statement below represents your final dividend for the full year ended 31 December 2019. This dividend is paid at the rate of 55 US cents (equivalent to 83.131802 Australian cents) per share on your holding of fully paid ordinary shares, registered in your name and eligible as at the record date 25 February 2020.

This dividend is fully franked (100%) at the tax rate of 30%.

Class Description	Amount per Security	Number of Securities	Franked Amount	Unfranked Amount	Total Payment
Ordinary Shares	A\$0.83131802	312	A\$259.37	A\$0.00	A\$259.37
Net Payment					A\$259.37
Australian Franking Credit					A\$111.16

VIEW OR UPDATE YOUR SECURITY HOLDING DETAILS ONLINE

To view your security holding details please visit www.investorcentre.com/wpl. When in Investor Centre, log in using your SRN/HIN and postcode (if within Australia) or country (if outside Australia). For security purposes, if you wish to update your information you will be required to login as an existing user with your User ID and password or register as a new user and create a User ID and password.

Important Notes:

- You should retain this statement to assist you in preparing your tax return.
- If you require a replacement payment for any of your dividend payments, you may be charged a fee to cover the costs to reissue such payments.

YOUR PAYMENT INSTRUCTION

COMMONWEALTH BANK OF AUSTRALIA
BSB: 065-008 Account number: XXXXXX11

Amount Deposited
A\$259.37

If payment cannot be made to the above account, the dividend amount will be withheld pending receipt of your valid direct credit instructions.

24200 - Contributions

2020 Financial Year

Preparer Kelly Fu

Reviewer Kelly Fu

Status Completed

Account Code	Description	CY Balance	LY Balance	Change
DRETAN00001A	(Contributions) Dreyer, Tanya - Accumulation (Accumulation)	(\$29,138.00)	(\$215.00)	13452.56%
DREANT00001A	(Contributions) Dreyer, Anthony Kym - Accumulation (Accumulation)	(\$24,666.46)	(\$16,189.87)	52.36%
TOTAL		CY Balance	LY Balance	
		(\$53,804.46)	(\$16,404.87)	

Supporting Documents

- Contributions Breakdown Report [Report](#)
- SuperStream Contribution Data Report [Report](#)
- 2020 Super Deduction Docs - Tanya \$29138.pdf
- 2020 Super Deduction Docs - Kym \$9000.pdf
- 24200 - Employer contribution - Anthony.pdf [DREANT00001A](#)

Standard Checklist

- Attach copies of S290-170 notices (if necessary)
- Attach copy of Contributions Breakdown Report
- Attach SuperStream Contribution Data Report
- Check Fund is registered for SuperStream (if necessary)
- Ensure all Contributions have been allocated from Bank Accounts
- Ensure Work Test is satisfied if members are over 65

Dreyer Superannuation Fund

Contributions Breakdown Report

For The Period 01 July 2019 - 30 June 2020

Summary

Member	D.O.B	Age (at 30/06/2019)	Total Super Balance (at 30/06/2019) *1	Concessional	Non-Concessional	Other	Reserves	Total
Dreyer, Anthony Kym	21/11/1958	60	508,749.04	24,666.46	0.00	0.00	0.00	24,666.46
Dreyer, Tanya	05/01/1960	59	67,253.31	29,138.00	0.00	0.00	0.00	29,138.00
All Members				53,804.46	0.00	0.00	0.00	53,804.46

*1 Total Super Balance is per individual across funds within a firm.

Contribution Caps

Member	Contribution Type	Contributions	Cap	Current Position
Dreyer, Anthony Kym	Concessional	24,666.46	25,000.00	333.54 Below Cap
	Non-Concessional	0.00	100,000.00	100,000.00 Below Cap
Dreyer, Tanya	Concessional	29,138.00	50,000.00	20,862.00 Below Cap
	(5 year carry forward cap available) Non-Concessional	0.00	100,000.00	100,000.00 Below Cap

Carry Forward Unused Concessional Contribution Cap

Member	2015	2016	2017	2018	2019	2020	Current Position
Dreyer, Anthony Kym							
Concessional Contribution Cap	35,000.00	35,000.00	35,000.00	25,000.00	25,000.00	25,000.00	
Concessional Contribution	15,271.43	16,451.54	18,915.63	15,974.88	15,974.87	24,666.46	
Unused Concessional Contribution	0.00	0.00	0.00	0.00	9,025.13	333.54	
Cumulative Carry Forward Unused	N/A	N/A	N/A	N/A	0.00	0.00	
Maximum Cap Available	35,000.00	35,000.00	35,000.00	25,000.00	25,000.00	25,000.00	333.54 Below Cap
Total Super Balance	0.00	0.00	0.00	254,738.08	270,752.95	508,749.04	

78

15/10/2019	Direct Credit 361578 QUICKSUPER QSUPER254229697 5	Employer	416.67			
04/11/2019	Direct Credit 361578 QUICKSUPER QSUPER255761511 6	Employer	936.44			
15/11/2019	Direct Credit 361578 QUICKSUPER QSUPER256706241 9	Employer	416.67			
06/12/2019	QSUPER258401556 0 QUICKSUPER	Employer	941.13			
16/12/2019	QSUPER259104644 5 QUICKSUPER	Employer	416.67			
15/01/2020	QSUPER261175952 6 QUICKSUPER	Employer	416.67			
29/01/2020	PASCH2001230003 643 PRECISION CH	Employer	941.13	Employer	M3 PROPERTY (SA) PTY LTD	941.13
04/02/2020	PASCH2001310005 384 PRECISION CH	Employer	941.13	Employer	M3 PROPERTY (SA) PTY LTD	941.13
14/02/2020	PASCH2002110003 651 PRECISION CH	Employer	416.67	Employer	M3 PROPERTY (SA) PTY LTD	416.67
06/03/2020	PASCH2003030003 602 PRECISION CH	Employer	941.13	Employer	M3 PROPERTY (SA) PTY LTD	941.13
16/03/2020	PASCH2003130002 545 PRECISION CH	Employer	416.67	Employer	M3 PROPERTY (SA) PTY LTD	416.67
09/04/2020	PASCH2004070000 952 PRECISION CH	Employer	941.13	Employer	M3 PROPERTY (SA) PTY LTD	941.13
15/04/2020	PASCH2004140002 861 PRECISION CH	Employer	416.67	Employer	M3 PROPERTY (SA) PTY LTD	416.67
05/05/2020	PASCH2005010000 478 PRECISION CH	Employer	705.85	Employer	M3 PROPERTY (SA) PTY LTD	705.85
15/05/2020	PASCH2005130004	Employer	416.67	Employer	M3 PROPERTY (SA) PTY LTD	416.67

		Ledger Data				SuperStream Data					
Date	Transaction Description	Contribution Type	Concessional	Non-Concession	Other	Reserves	Contribution	Employer	Concessional	Non-Concess	Other
	CH										
04/06/2020	Transfer from xx21 Super contrib KD	Personal - Concessional	9,000.00								
10/06/2020	PASCH2006050004 085 PRECISION CH	Employer	760.14				Employer	M3 PROPERTY (SA) PTY LTD	760.14		
15/06/2020	PASCH2006110002 597 PRECISION CH	Employer	416.67				Employer	M3 PROPERTY (SA) PTY LTD	416.67		
30/06/2020	PASCH2006260000 523 PRECISION CH	Employer	705.85				Employer	M3 PROPERTY (SA) PTY LTD	705.85		
Total - Dreyer, Anthony Kym			24,666.46	0.00	0.00	0.00			8,019.71	0.00	0.00

Dreyer, Tanya

		Ledger Data				SuperStream Data					
Date	Transaction Description	Contribution Type	Concessional	Non-Concession	Other	Reserves	Contribution	Employer	Concessional	Non-Concess	Other
24/07/2019		Personal - Concessional	538.00								
04/06/2020	Transfer from xx21 Super contrib TD	Personal - Concessional	23,600.00								
04/06/2020	Transfer from xx21 Super contrib KD	Personal - Concessional	5,000.00								
Total - Dreyer, Tanya			29,138.00	0.00	0.00	0.00			0.00	0.00	0.00
Total for all members			53,804.46	0.00	0.00	0.00					

Dreyer Superannuation Fund
SuperStream Contribution Data Report

For The Period 01 July 2019 - 30 June 2020

Transaction Date	Reference	Employer Org	Pay Period	Employer	Personal - NCC	Spouse & Child	Other Family & Friends	Any Other	Total
Dreyer, Anthony Kym									
29/01/2020	PASCH2001230003643	M3 PROPERTY (SA) PTY LTD	01/12/2019 - 31/12/2019	941.13	0.00	0.00	0.00	0.00	941.13
04/02/2020	PASCH2001310005384	M3 PROPERTY (SA) PTY LTD	01/01/2020 - 31/01/2020	941.13	0.00	0.00	0.00	0.00	941.13
14/02/2020	PASCH2002110003651	M3 PROPERTY (SA) PTY LTD	01/02/2020 - 29/02/2020	416.67	0.00	0.00	0.00	0.00	416.67
06/03/2020	PASCH2003030003602	M3 PROPERTY (SA) PTY LTD	01/02/2020 - 29/02/2020	941.13	0.00	0.00	0.00	0.00	941.13
16/03/2020	PASCH2003130002545	M3 PROPERTY (SA) PTY LTD	01/03/2020 - 31/03/2020	416.67	0.00	0.00	0.00	0.00	416.67
09/04/2020	PASCH2004070000952	M3 PROPERTY (SA) PTY LTD	01/03/2020 - 31/03/2020	941.13	0.00	0.00	0.00	0.00	941.13
15/04/2020	PASCH2004140002861	M3 PROPERTY (SA) PTY LTD	01/04/2020 - 30/04/2020	416.67	0.00	0.00	0.00	0.00	416.67
05/05/2020	PASCH2005010000478	M3 PROPERTY (SA) PTY LTD	01/04/2020 - 30/04/2020	705.85	0.00	0.00	0.00	0.00	705.85
15/05/2020	PASCH2005130004726	M3 PROPERTY (SA) PTY LTD	01/05/2020 - 31/05/2020	416.67	0.00	0.00	0.00	0.00	416.67
10/06/2020	PASCH2006050004085	M3 PROPERTY (SA) PTY LTD	01/05/2020 - 31/05/2020	760.14	0.00	0.00	0.00	0.00	760.14
15/06/2020	PASCH2006110002597	M3 PROPERTY (SA) PTY LTD	01/06/2020 - 30/06/2020	416.67	0.00	0.00	0.00	0.00	416.67
30/06/2020	PASCH2006260000523	M3 PROPERTY (SA) PTY LTD	01/06/2020 - 30/06/2020	705.85	0.00	0.00	0.00	0.00	705.85
				8,019.71	0.00	0.00	0.00	0.00	8,019.71
				8,019.71	0.00	0.00	0.00	0.00	8,019.71

*Data last updated: 15/03/2021

Dreyer Superannuation Fund

Deductions Notice Letter

I, Anthony Kym Dreyer as a member of Dreyer Superannuation Fund

have requested in writing in accordance with section 290-170 of the Income Tax Assessment Act 1997 the intention to claim a tax deduction of

\$9000.00

for contributions paid in the year ended 30 June 2020.

Anthony Kym Dreyer

Date: 30/06/2020

Dreyer Superannuation Fund

Deductions Notice Letter

Anthony Kym Dreyer and Tanya Dreyer as trustee for Dreyer Superannuation Fund acknowledges that

Anthony Kym Dreyer

has advised in writing in accordance with Section 290-170 of the Income Tax Assessment Act 1997 the intention to claim a tax deduction of

\$9000.00

for contributions paid in the year ended 30 June 2020. The Trustee has taken action to deduct the appropriate level of tax from the contributions claimed.

Anthony Kym Dreyer

Date: 30/06/2020

**** IMPORTANT INFORMATION - PLEASE READ THE FOLLOWING CAREFULLY ****

If your records confirm the above amount claimed no action on your behalf is required. Retain this acknowledgement with your taxation records as it may be requested by the Australian Taxation Office to substantiate your tax deduction for Superannuation Contributions.

Otherwise: Complete the details below and return this form to the Trustee if:

1. The amount shown above is not the amount that will be claimed, or
2. The Australian Taxation Office disallows/reduces the amount you claim.

In terms of Section 290-170 of the Income Tax Assessment Act 1997 I advise that the amount I intend to claim as a tax deduction for the period 01 July 2019 to 30 June 2020 is: \$ _____

Anthony Kym Dreyer

Date: 30/06/2020

Notice of intent to claim or vary a deduction for personal super contributions

Section A: Your details

1 Tax file number (TFN)

PROVIDED

! The ATO does not collect this information provided on this form. This form is to assist you in providing details to your super fund. Your super fund is authorised to request your personal details, including your TFN, under the *Superannuation Industry (Supervision) Act 1993*, the *Income Tax Assessment Act 1997* and the *Taxation Administration Act 1953*. It is not an offence not to provide your TFN. However, if you do not provide your TFN, and your super fund doesn't already hold your TFN, they will not be permitted to accept the contribution(s) covered by this notice. For more information about your privacy please contact the entity you are providing this form to.

2 Name

Title: MR

Family name

DREYER

First given name

ANTHONY KYM

Other given names

3 Date of birth 21/11/1958

4 Current postal address

67 LAMBERT ROAD

Suburb/town/locality

JOSLIN

State/territory

SA

(Australia only)

Postcode

5070

(Australia only)

Country if outside of Australia

5 Daytime phone number (include area code) 0882719555

Section B: Super fund's details

6 Fund name

DREYER SUPERANNUATION FUND

7 Fund Australian business number (ABN) 74024921508

8 Member account number DREANT00001A

9 Unique Superannuation Identifier (USI) (if known)

Section C: Contribution details

10 Personal contribution details

Is this notice varying an earlier notice? No Yes

If you answered 'No' complete the **Original Notice to Claim a Tax Deduction** section below.
If you answered 'Yes' complete the **Variation of previous valid notice of intent** section below.

ORIGINAL NOTICE TO CLAIM A TAX DEDUCTION

11 Financial year ended 30 June 20

12 My personal contributions to this fund in the above financial year \$

13 The amount of these personal contributions I will be claiming as a tax deduction \$

Section D: Declaration

This form has a declaration where you say the information in it is correct and complete. Please review the information before you sign the declaration. If you provide false or misleading information, or fail to take reasonable care, you may be liable to administrative penalties imposed by taxation law.

INTENTION TO CLAIM A TAX DEDUCTION

! Complete this declaration if you have **not** previously lodged a valid notice with your super fund for these contributions.

I declare that at the time of lodging this notice:

- I intend to claim the personal contributions stated as a tax deduction
- I am a current member of the identified super fund
- the identified super fund currently holds these contributions and has not begun to pay a superannuation income stream based in whole or part on these contributions
- I have not included any of the contributions in an earlier valid notice.

I declare that I am lodging this notice at the earlier of either:

- before the end of the day that I lodged my income tax return for the income year in which the personal contributions were made, **or**
- before the end of the income year following the year in which the contribution was made.

I declare that the information given on this notice is correct and complete.

Name (Print in BLOCK LETTERS)

Signature

Date

> Send your completed notice to your super fund. **Do not send it to us.** The information on this notice is for you and your super fund. We don't collect this information; we only provide a format for you to provide the information to your super fund.

VARIATION OF PREVIOUS VALID NOTICE OF INTENT

14 Financial year ended 30 June 20

15 My personal contributions to this fund in the above financial year \$

16 The amount of these personal contributions claimed in my original notice of intent \$

17 The amount of these personal contributions I will now be claiming as a tax deduction \$

Declaration

This form has a declaration where you sign to indicate that the information in it is correct and complete. Please review the information before you sign the declaration. If you provide false or misleading information, or fail to take reasonable care, you may be liable to administrative penalties imposed by taxation law.

! Complete this declaration if you have already lodged a valid notice with your fund for these contributions and you wish to **reduce** the amount stated in that notice.

VARIATION OF PREVIOUS VALID NOTICE OF INTENT

I declare that at the time of lodging this notice:

- *I intend to claim the personal contributions stated as a tax deduction*
- *I am a current member of the identified super fund*
- *the identified super fund currently holds these contributions and has not begun to pay a superannuation income stream based in whole or part on these contributions.*

- *I have not yet lodged my income tax return for the relevant year and this variation notice is being lodged on or before 30 June in the financial year following the year in which the personal contributions were made, **or***
- *the ATO has disallowed my claim for a deduction for the relevant year and this notice reduces the amount stated in my previous valid notice by the amount that has been disallowed.*

*I declare that I wish to vary my previous valid notice for these contributions by **reducing** the amount I advised in my previous notice and I confirm that either:*

- *I have lodged my income tax return for the year in which the contribution was made, prior to the end of the following income year, and this variation notice is being lodged before the end of the day on which the return was lodged, **or***

I declare that the information given on this notice is correct and complete.

Name (Print in BLOCK LETTERS)

Signature

Date

➤ Send your completed variation notice to your super fund. **Do not send it to us.** The information on this notice is for you and your super fund. We don't collect this information; we only provide a format for you to provide the information to your super fund.

Dreyer Superannuation Fund

Deductions Notice Letter

Anthony Kym Dreyer and Tanya Dreyer as trustee for Dreyer Superannuation Fund acknowledges that

Tanya Dreyer

has advised in writing in accordance with Section 290-170 of the Income Tax Assessment Act 1997 the intention to claim a tax deduction of

\$29138.00

for contributions paid in the year ended 30 June 2020. The Trustee has taken action to deduct the appropriate level of tax from the contributions claimed.

Tanya Dreyer

Date: 30/06/2020

**** IMPORTANT INFORMATION - PLEASE READ THE FOLLOWING CAREFULLY ****

If your records confirm the above amount claimed no action on your behalf is required. Retain this acknowledgement with your taxation records as it may be requested by the Australian Taxation Office to substantiate your tax deduction for Superannuation Contributions.

Otherwise: Complete the details below and return this form to the Trustee if:

1. The amount shown above is not the amount that will be claimed, or
2. The Australian Taxation Office disallows/reduces the amount you claim.

In terms of Section 290-170 of the Income Tax Assessment Act 1997 I advise that the amount I intend to claim as a tax deduction for the period 01 July 2019 to 30 June 2020 is: \$ _____

Tanya Dreyer

Date: 30/06/2020

Dreyer Superannuation Fund

Deductions Notice Letter

I, Tanya Dreyer as a member of Dreyer Superannuation Fund

have requested in writing in accordance with section 290-170 of the Income Tax Assessment Act 1997 the intention to claim a tax deduction of

\$29138.00

for contributions paid in the year ended 30 June 2020.

Tanya Dreyer

Date: 30/06/2020

Notice of intent to claim or vary a deduction for personal super contributions

Section A: Your details

1 Tax file number (TFN)

PROVIDED

! The ATO does not collect this information provided on this form. This form is to assist you in providing details to your super fund. Your super fund is authorised to request your personal details, including your TFN, under the *Superannuation Industry (Supervision) Act 1993*, the *Income Tax Assessment Act 1997* and the *Taxation Administration Act 1953*. It is not an offence not to provide your TFN. However, if you do not provide your TFN, and your super fund doesn't already hold your TFN, they will not be permitted to accept the contribution(s) covered by this notice. For more information about your privacy please contact the entity you are providing this form to.

2 Name

Title: MRS

Family name

DREYER

First given name

TANYA

Other given names

3 Date of birth 05/01/1960

4 Current postal address

67 LAMBERT ROAD

Suburb/town/locality

JOSLIN

State/territory

SA

(Australia only)

Postcode

5070

(Australia only)

Country if outside of Australia

5 Daytime phone number (include area code) 0882719555

Section B: Super fund's details

6 Fund name

DREYER SUPERANNUATION FUND

7 Fund Australian business number (ABN) 74024921508

8 Member account number DRETAN00001A

9 Unique Superannuation Identifier (USI) (if known)

Section C: Contribution details

10 Personal contribution details

Is this notice varying an earlier notice? No Yes

If you answered 'No' complete the **Original Notice to Claim a Tax Deduction** section below.
If you answered 'Yes' complete the **Variation of previous valid notice of intent** section below.

ORIGINAL NOTICE TO CLAIM A TAX DEDUCTION

11 Financial year ended 30 June 20

12 My personal contributions to this fund in the above financial year \$

13 The amount of these personal contributions I will be claiming as a tax deduction \$

Section D: Declaration

This form has a declaration where you say the information in it is correct and complete. Please review the information before you sign the declaration. If you provide false or misleading information, or fail to take reasonable care, you may be liable to administrative penalties imposed by taxation law.

INTENTION TO CLAIM A TAX DEDUCTION

! Complete this declaration if you have **not** previously lodged a valid notice with your super fund for these contributions.

I declare that at the time of lodging this notice:

- I intend to claim the personal contributions stated as a tax deduction
- I am a current member of the identified super fund
- the identified super fund currently holds these contributions and has not begun to pay a superannuation income stream based in whole or part on these contributions
- I have not included any of the contributions in an earlier valid notice.

I declare that I am lodging this notice at the earlier of either:

- before the end of the day that I lodged my income tax return for the income year in which the personal contributions were made, **or**
- before the end of the income year following the year in which the contribution was made.

I declare that the information given on this notice is correct and complete.

Name (Print in BLOCK LETTERS)

Signature

Date

> Send your completed notice to your super fund. **Do not send it to us.** The information on this notice is for you and your super fund. We don't collect this information; we only provide a format for you to provide the information to your super fund.

VARIATION OF PREVIOUS VALID NOTICE OF INTENT

14 Financial year ended 30 June 20

15 My personal contributions to this fund in the above financial year \$

16 The amount of these personal contributions claimed in my original notice of intent \$

17 The amount of these personal contributions I will now be claiming as a tax deduction \$

Declaration

This form has a declaration where you sign to indicate that the information in it is correct and complete. Please review the information before you sign the declaration. If you provide false or misleading information, or fail to take reasonable care, you may be liable to administrative penalties imposed by taxation law.

! Complete this declaration if you have already lodged a valid notice with your fund for these contributions and you wish to **reduce** the amount stated in that notice.

VARIATION OF PREVIOUS VALID NOTICE OF INTENT

I declare that at the time of lodging this notice:

- I intend to claim the personal contributions stated as a tax deduction
- I am a current member of the identified super fund
- the identified super fund currently holds these contributions and has not begun to pay a superannuation income stream based in whole or part on these contributions.

*I declare that I wish to vary my previous valid notice for these contributions by **reducing** the amount I advised in my previous notice and I confirm that either:*

- I have lodged my income tax return for the year in which the contribution was made, prior to the end of the following income year, and this variation notice is being lodged before the end of the day on which the return was lodged, **or**

- I have not yet lodged my income tax return for the relevant year and this variation notice is being lodged on or before 30 June in the financial year following the year in which the personal contributions were made, **or**
- the ATO has disallowed my claim for a deduction for the relevant year and this notice reduces the amount stated in my previous valid notice by the amount that has been disallowed.

I declare that the information given on this notice is correct and complete.

Name (Print in BLOCK LETTERS)

Signature

Date

➤ Send your completed variation notice to your super fund. **Do not send it to us.** The information on this notice is for you and your super fund. We don't collect this information; we only provide a format for you to provide the information to your super fund.



Income statements

Status	Tax ready
Employee number	1947966
Financial year	2019-20
Employer	M3 PROPERTY (SA) PTY LTD
Branch	001
Employer ABN/Branch	84 158 239 377 / 001
BMS ID	47978B74-BDD4-4796-8CEA-09A0CB6B823B
Period	01/07/2019 - 30/06/2020
Reported Date	09/07/2020

Income

Gross payments - individual \$107,240.21

Tax withheld or foreign tax paid

PAYG withholding - individual \$29,237.00

Lump sum amounts

Lump sum payment A \$0.00

Lump sum payment B \$0.00

Lump sum payment D \$0.00

Lump sum payment E \$0.00

Allowances

Car \$4,583.37

Total \$4,583.37

Deductions

Total \$0.00

Employer reported super

Employer superannuation contribution liability \$10,666.42



Where your client has an entitlement to super contributions the employer must pay super into your client's fund at least quarterly. Advise your client to check their super fund for payments made by the employer.

Other amounts

Reportable employer super contributions \$5,000.04

Community Development Employment Projects payments \$0.00

Reportable fringe benefits - total \$0.00

24700 - Changes in Market Values of Investments

2020 Financial Year

Preparer Kelly Fu

Reviewer Kelly Fu

Status Completed

Account Code	Description	CY Balance	LY Balance	Change
24700	Changes in Market Values of Investments	\$51,180.29	\$2,718.84	1782.43%
TOTAL		CY Balance	LY Balance	
		\$51,180.29	\$2,718.84	

Supporting Documents

- Market Movement [Report](#)
- Realised Capital Gain Report [Report](#)
- Net Capital Gains Reconciliation [Report](#)
- SUN_Payment_Advice_2019_10_24.pdf

Standard Checklist

- Attach copies of Source Documentation (Contract Notes, Broker Statements, Chess Statements, Contracts of Sale, Managed Fund Statements etc)
- Attach copy of Market Movement report
- Attach copy of Net Capital Gains Reconciliation
- Attach copy of Realised Capital Gain Report
- Ensure all Asset Disposals have been entered
- Ensure all Market Values have been entered for June 30
- Ensure all Tax Deferred Distributions have been entered

Dreyer Superannuation Fund

Market Movement Report

As at 30 June 2020

Investment	Date	Description	Unrealised				Realised			Total
			Units	Accounting Cost Movement	Market Movement	Depreciation	Balance	Consideration	Accounting Cost Base	
AGL Energy Limited.										
	01/07/2019	Opening Balance	335.00	0.00	0.00	0.00	6,703.35	0.00	0.00	0.00
	04/06/2020	Revaluation	0.00	0.00	(810.70)	0.00	5,892.65	0.00	0.00	0.00
	30/06/2020	Revaluation	0.00	0.00	(180.90)	0.00	5,711.75	0.00	0.00	0.00
	30/06/2020		335.00	0.00	(991.60)	0.00	5,711.75	0.00	0.00	0.00
AMP Limited										
	01/07/2019	Opening Balance	376.00	0.00	0.00	0.00	797.12	0.00	0.00	0.00
	04/06/2020	Revaluation	0.00	0.00	(124.08)	0.00	673.04	0.00	0.00	0.00
	30/06/2020	Revaluation	0.00	0.00	24.44	0.00	697.48	0.00	0.00	0.00
	30/06/2020		376.00	0.00	(99.64)	0.00	697.48	0.00	0.00	0.00
Alumina Limited										
	01/07/2019	Opening Balance	4,416.00	0.00	0.00	0.00	10,289.28	0.00	0.00	0.00
	04/06/2020	Revaluation	0.00	0.00	(2,870.40)	0.00	7,418.88	0.00	0.00	0.00
	05/06/2020	Disposal	(4,416.00)	(10,628.15)	0.00	0.00	(3,209.27)	7,576.52	10,628.15	(3,051.63)
	05/06/2020	Writeback	0.00	0.00	338.87	0.00	(2,870.40)	0.00	0.00	0.00
	30/06/2020	Revaluation	0.00	0.00	2,870.40	0.00	0.00	0.00	0.00	0.00
	30/06/2020		0.00	(10,628.15)	338.87	0.00	0.00	7,576.52	10,628.15	(3,051.63)
Aurizon Holdings Limited										
	01/07/2019	Opening Balance	1,570.00	0.00	0.00	0.00	8,478.00	0.00	0.00	0.00
	04/06/2020	Revaluation	0.00	0.00	(910.60)	0.00	7,567.40	0.00	0.00	0.00
	05/06/2020	Disposal	(620.00)	(4,762.95)	0.00	0.00	2,804.45	3,012.80	4,762.95	(1,750.15)
	05/06/2020	Writeback	0.00	0.00	(82.67)	0.00	2,721.78	0.00	0.00	0.00
	30/06/2020	Revaluation	0.00	0.00	1,952.22	0.00	4,674.00	0.00	0.00	0.00
	30/06/2020		1,715.00	2,008.40	(1,827.10)	0.00	11,353.30	0.00	0.00	0.00
Atlas Arteria										
	01/07/2019	Opening Balance	1,425.00	0.00	0.00	0.00	11,172.00	0.00	0.00	0.00
	04/06/2020	Revaluation	0.00	0.00	(1,524.75)	0.00	9,647.25	0.00	0.00	0.00
	05/06/2020	Purchase	290.00	2,008.40	0.00	0.00	11,655.65	0.00	0.00	0.00
	30/06/2020	Revaluation	0.00	0.00	(302.35)	0.00	11,353.30	0.00	0.00	0.00
	30/06/2020		1,715.00	2,008.40	(1,827.10)	0.00	11,353.30	0.00	0.00	0.00
Aurizon Holdings Limited										
	01/07/2019	Opening Balance	1,570.00	0.00	0.00	0.00	8,478.00	0.00	0.00	0.00
	04/06/2020	Revaluation	0.00	0.00	(910.60)	0.00	7,567.40	0.00	0.00	0.00
	05/06/2020	Disposal	(620.00)	(4,762.95)	0.00	0.00	2,804.45	3,012.80	4,762.95	(1,750.15)
	05/06/2020	Writeback	0.00	0.00	(82.67)	0.00	2,721.78	0.00	0.00	0.00
	30/06/2020	Revaluation	0.00	0.00	1,952.22	0.00	4,674.00	0.00	0.00	0.00
	30/06/2020		1,715.00	2,008.40	(1,827.10)	0.00	11,353.30	0.00	0.00	0.00

Dreyer Superannuation Fund

Market Movement Report

As at 30 June 2020

Investment	Date	Description	Unrealised				Realised			Total
			Units	Accounting Cost Movement	Market Movement	Depreciation	Balance	Consideration	Accounting Cost Base	
	30/06/2020		950.00	(4,762.95)	958.95	0.00	4,674.00	3,012.80	4,762.95	(1,750.15)
Australia And New Zealand Banking										
	01/07/2019	Opening Balance	327.00	0.00	0.00	0.00	9,224.67	0.00	0.00	0.00
	04/06/2020	Revaluation	0.00	0.00	(2,943.00)	0.00	6,281.67	0.00	0.00	0.00
	30/06/2020	Revaluation	0.00	0.00	(186.39)	0.00	6,095.28	0.00	0.00	0.00
	30/06/2020		327.00	0.00	(3,129.39)	0.00	6,095.28	0.00	0.00	0.00
BHP Group Limited										
	01/07/2019	Opening Balance	392.00	0.00	0.00	0.00	16,134.72	0.00	0.00	0.00
	04/06/2020	Revaluation	0.00	0.00	(1,901.20)	0.00	14,233.52	0.00	0.00	0.00
	30/06/2020	Revaluation	0.00	0.00	(192.08)	0.00	14,041.44	0.00	0.00	0.00
	30/06/2020		392.00	0.00	(2,093.28)	0.00	14,041.44	0.00	0.00	0.00
Brambles Limited										
	01/07/2019	Opening Balance	711.00	0.00	0.00	0.00	9,157.68	0.00	0.00	0.00
	22/10/2019	Return Of Capital	0.00	(85.32)	0.00	0.00	9,072.36			
	04/06/2020	Revaluation	0.00	0.00	(952.74)	0.00	8,119.62	0.00	0.00	0.00
	05/06/2020	Purchase	174.00	1,999.12	0.00	0.00	10,118.74	0.00	0.00	0.00
	30/06/2020	Revaluation	0.00	0.00	(498.79)	0.00	9,619.95	0.00	0.00	0.00
	30/06/2020		885.00	1,913.80	(1,451.53)	0.00	9,619.95	0.00	0.00	0.00
CSL Limited										
	01/07/2019	Opening Balance	0.00	0.00	0.00	0.00	0.00	0.00	0.00	0.00
	05/06/2020	Purchase	22.00	6,375.46	0.00	0.00	6,375.46	0.00	0.00	0.00
	30/06/2020	Revaluation	0.00	0.00	(61.46)	0.00	6,314.00	0.00	0.00	0.00
	30/06/2020		22.00	6,375.46	(61.46)	0.00	6,314.00	0.00	0.00	0.00
Cybg Plc										
	01/07/2019	Opening Balance	2,450.00	0.00	0.00	0.00	8,379.00	0.00	0.00	0.00
	15/11/2019	Code/Class Change	(2,450.00)	0.00	0.00	0.00	8,379.00	0.00	0.00	0.00
	15/11/2019	Code/Class Change	0.00	(10,010.25)	0.00	0.00	(1,631.25)	10,010.25	10,010.25	0.00
	04/06/2020	Revaluation	0.00	0.00	1,631.25	0.00	0.00	0.00	0.00	0.00
	30/06/2020		0.00	(10,010.25)	1,631.25	0.00	0.00	10,010.25	10,010.25	0.00

Dreyer Superannuation Fund

Market Movement Report

As at 30 June 2020

Investment	Date	Description	Unrealised				Realised			Total
			Units	Accounting Cost Movement	Market Movement	Depreciation	Balance	Consideration	Accounting Cost Base	
Duluxgroup Limited										
	01/07/2019	Opening Balance	919.00	0.00	0.00	0.00	8,565.08	0.00	0.00	0.00
	21/08/2019	Disposal	(919.00)	(5,241.53)	0.00	0.00	3,323.55	8,611.03	5,241.53	3,369.50
	21/08/2019	Writeback	0.00	0.00	(3,323.55)	0.00	0.00	0.00	0.00	0.00
	30/06/2020		0.00	(5,241.53)	(3,323.55)	0.00	0.00	8,611.03	5,241.53	3,369.50
Goodman Group										
	01/07/2019	Opening Balance	825.00	0.00	0.00	0.00	12,399.75	0.00	0.00	0.00
	04/06/2020	Revaluation	0.00	0.00	165.00	0.00	12,564.75	0.00	0.00	0.00
	05/06/2020	Disposal	(260.00)	(1,634.64)	0.00	0.00	10,930.11	3,979.80	1,634.64	2,345.16
	05/06/2020	Writeback	0.00	0.00	(1,506.06)	0.00	9,424.05	0.00	0.00	0.00
	30/06/2020	Revaluation	0.00	0.00	(1,033.80)	0.00	8,390.25	0.00	0.00	0.00
	30/06/2020		565.00	(1,634.64)	(2,374.86)	0.00	8,390.25	3,979.80	1,634.64	2,345.16
Insurance Australia Group Limited										
	01/07/2019	Opening Balance	1,290.00	0.00	0.00	0.00	10,655.40	0.00	0.00	0.00
	04/06/2020	Revaluation	0.00	0.00	(2,657.40)	0.00	7,998.00	0.00	0.00	0.00
	30/06/2020	Revaluation	0.00	0.00	(554.70)	0.00	7,443.30	0.00	0.00	0.00
	30/06/2020		1,290.00	0.00	(3,212.10)	0.00	7,443.30	0.00	0.00	0.00
James Hardie Industries Plc										
	01/07/2019	Opening Balance	452.00	0.00	0.00	0.00	8,452.40	0.00	0.00	0.00
	04/06/2020	Revaluation	0.00	0.00	3,625.04	0.00	12,077.44	0.00	0.00	0.00
	30/06/2020	Revaluation	0.00	0.00	361.60	0.00	12,439.04	0.00	0.00	0.00
	30/06/2020		452.00	0.00	3,986.64	0.00	12,439.04	0.00	0.00	0.00
Janus Henderson Group Plc										
	01/07/2019	Opening Balance	218.00	0.00	0.00	0.00	6,603.22	0.00	0.00	0.00
	04/06/2020	Revaluation	0.00	0.00	749.92	0.00	7,353.14	0.00	0.00	0.00
	30/06/2020	Revaluation	0.00	0.00	(603.86)	0.00	6,749.28	0.00	0.00	0.00
	30/06/2020		218.00	0.00	146.06	0.00	6,749.28	0.00	0.00	0.00
Jb Hi-fi Limited										
	05/06/2020	Purchase	198.00	8,011.65	0.00	0.00	8,011.65	0.00	0.00	0.00
	30/06/2020	Revaluation	0.00	0.00	508.29	0.00	8,519.94	0.00	0.00	0.00
	30/06/2020		198.00	8,011.65	508.29	0.00	8,519.94	0.00	0.00	0.00

Dreyer Superannuation Fund

Market Movement Report

As at 30 June 2020

Investment	Date	Description	Unrealised				Realised			Total
			Units	Accounting Cost Movement	Market Movement	Depreciation	Balance	Consideration	Accounting Cost Base	
Macquarie Group Limited										
	05/06/2020	Purchase	79.00	9,318.88	0.00	0.00	9,318.88	0.00	0.00	0.00
	30/06/2020	Revaluation	0.00	0.00	50.52	0.00	9,369.40	0.00	0.00	0.00
	30/06/2020		79.00	9,318.88	50.52	0.00	9,369.40	0.00	0.00	0.00
Magellan Financial Group Limited										
	05/06/2020	Purchase	143.00	8,554.31	0.00	0.00	8,554.31	0.00	0.00	0.00
	30/06/2020	Revaluation	0.00	0.00	(258.88)	0.00	8,295.43	0.00	0.00	0.00
	30/06/2020		143.00	8,554.31	(258.88)	0.00	8,295.43	0.00	0.00	0.00
Mineral Resources Limited										
	10/09/2019	Purchase	375.00	5,100.25	0.00	0.00	5,100.25	0.00	0.00	0.00
	04/06/2020	Revaluation	0.00	0.00	2,358.50	0.00	7,458.75	0.00	0.00	0.00
	05/06/2020	Purchase	200.00	4,037.00	0.00	0.00	11,495.75	0.00	0.00	0.00
	30/06/2020	Revaluation	0.00	0.00	677.00	0.00	12,172.75	0.00	0.00	0.00
	30/06/2020		575.00	9,137.25	3,035.50	0.00	12,172.75	0.00	0.00	0.00
MyNorth Investment										
	01/07/2019	Opening Balance	290,234.17	0.00	0.00	0.00	294,005.47	0.00	0.00	0.00
	04/06/2020	Purchase	190,000.00	190,000.00	0.00	0.00	484,005.47	0.00	0.00	0.00
	04/06/2020	Revaluation	0.00	0.00	2,468.86	0.00	486,474.33	0.00	0.00	0.00
	30/06/2020	Purchase	19,390.07	19,030.17	0.00	0.00	505,504.50	0.00	0.00	0.00
	30/06/2020	Return Of Capital	0.00	(831.58)	0.00	0.00	504,672.92			
	30/06/2020	Revaluation	0.00	0.00	(22,768.85)	0.00	481,904.07	0.00	0.00	0.00
	30/06/2020		499,624.24	208,198.59	(20,299.99)	0.00	481,904.07	0.00	0.00	0.00
Origin Energy Limited										
	01/07/2019	Opening Balance	960.00	0.00	0.00	0.00	7,017.60	0.00	0.00	0.00
	04/06/2020	Revaluation	0.00	0.00	(1,104.00)	0.00	5,913.60	0.00	0.00	0.00
	30/06/2020	Revaluation	0.00	0.00	(307.20)	0.00	5,606.40	0.00	0.00	0.00
	30/06/2020		960.00	0.00	(1,411.20)	0.00	5,606.40	0.00	0.00	0.00
QBE Insurance Group Limited										
	01/07/2019	Opening Balance	427.00	0.00	0.00	0.00	5,051.41	0.00	0.00	0.00
	04/06/2020	Revaluation	0.00	0.00	(1,281.00)	0.00	3,770.41	0.00	0.00	0.00
	30/06/2020	Revaluation	0.00	0.00	12.81	0.00	3,783.22	0.00	0.00	0.00
	30/06/2020		427.00	0.00	(1,268.19)	0.00	3,783.22	0.00	0.00	0.00

Dreyer Superannuation Fund

Market Movement Report

As at 30 June 2020

Investment	Date	Description	Unrealised				Realised			Total
			Units	Accounting Cost Movement	Market Movement	Depreciation	Balance	Consideration	Accounting Cost Base	
Qantas Airways Limited										
	10/09/2019	Purchase	950.00	5,909.00	0.00	0.00	5,909.00	0.00	0.00	0.00
	04/06/2020	Revaluation	0.00	0.00	(1,643.50)	0.00	4,265.50	0.00	0.00	0.00
	05/06/2020	Purchase	440.00	1,988.70	0.00	0.00	6,254.20	0.00	0.00	0.00
	30/06/2020	Revaluation	0.00	0.00	(1,000.00)	0.00	5,254.20	0.00	0.00	0.00
	30/06/2020		1,390.00	7,897.70	(2,643.50)	0.00	5,254.20	0.00	0.00	0.00
RIO Tinto Limited										
	01/07/2019	Opening Balance	77.00	0.00	0.00	0.00	7,989.52	0.00	0.00	0.00
	10/09/2019	Disposal	(77.00)	(6,952.11)	0.00	0.00	1,037.41	6,931.79	6,952.11	(20.32)
	10/09/2019	Writeback	0.00	0.00	(1,037.41)	0.00	0.00	0.00	0.00	0.00
	30/06/2020		0.00	(6,952.11)	(1,037.41)	0.00	0.00	6,931.79	6,952.11	(20.32)
Regis Healthcare Limited										
	01/07/2019	Opening Balance	2,050.00	0.00	0.00	0.00	5,391.50	0.00	0.00	0.00
	04/06/2020	Revaluation	0.00	0.00	(2,388.25)	0.00	3,003.25	0.00	0.00	0.00
	05/06/2020	Disposal	(2,050.00)	(6,836.23)	0.00	0.00	(3,832.98)	2,985.31	6,836.23	(3,850.92)
	05/06/2020	Writeback	0.00	0.00	1,444.73	0.00	(2,388.25)	0.00	0.00	0.00
	30/06/2020	Revaluation	0.00	0.00	2,388.25	0.00	0.00	0.00	0.00	0.00
	30/06/2020		0.00	(6,836.23)	1,444.73	0.00	0.00	2,985.31	6,836.23	(3,850.92)
Reliance Worldwide Corporation Limited										
	01/07/2019	Opening Balance	2,110.00	0.00	0.00	0.00	7,427.20	0.00	0.00	0.00
	04/06/2020	Revaluation	0.00	0.00	(569.70)	0.00	6,857.50	0.00	0.00	0.00
	30/06/2020	Revaluation	0.00	0.00	(654.10)	0.00	6,203.40	0.00	0.00	0.00
	30/06/2020		2,110.00	0.00	(1,223.80)	0.00	6,203.40	0.00	0.00	0.00
Spdr S&p/asx 200 Fund										
	05/06/2020	Purchase	179.00	9,998.25	0.00	0.00	9,998.25	0.00	0.00	0.00
	30/06/2020	Revaluation	0.00	0.00	(210.53)	0.00	9,787.72	0.00	0.00	0.00
	30/06/2020		179.00	9,998.25	(210.53)	0.00	9,787.72	0.00	0.00	0.00
Suncorp Group Limited										
	10/09/2019	Purchase	325.00	4,491.00	0.00	0.00	4,491.00	0.00	0.00	0.00
	01/10/2019	Share Consolidation	(9.00)	0.00	0.00	0.00	4,491.00	0.00	0.00	0.00
	24/10/2019	Return Of Capital	0.00	(126.75)	0.00	0.00	4,364.25			
	04/06/2020	Revaluation	0.00	0.00	(1,340.13)	0.00	3,024.12	0.00	0.00	0.00
	05/06/2020	Purchase	204.00	1,978.96	0.00	0.00	5,003.08	0.00	0.00	0.00
	30/06/2020	Revaluation	0.00	0.00	(203.48)	0.00	4,799.60	0.00	0.00	0.00

Dreyer Superannuation Fund

Market Movement Report

As at 30 June 2020

Investment	Date	Description	Unrealised				Realised			Total
			Units	Accounting Cost Movement	Market Movement	Depreciation	Balance	Consideration	Accounting Cost Base	
	30/06/2020		520.00	6,343.21	(1,543.61)	0.00	4,799.60	0.00	0.00	0.00
Vanguard Msci Index International										
	01/07/2019	Opening Balance	412.00	0.00	0.00	0.00	30,986.52	0.00	0.00	0.00
	04/06/2020	Revaluation	0.00	0.00	1,005.28	0.00	31,991.80	0.00	0.00	0.00
	30/06/2020	Revaluation	0.00	0.00	(321.36)	0.00	31,670.44	0.00	0.00	0.00
	30/06/2020		412.00	0.00	683.92	0.00	31,670.44	0.00	0.00	0.00
Virgin Money Uk Plc										
	15/11/2019	Code/Class Change	2,450.00	10,010.25	0.00	0.00	10,010.25	0.00	0.00	0.00
	04/06/2020	Revaluation	0.00	0.00	(5,477.75)	0.00	4,532.50	0.00	0.00	0.00
	30/06/2020	Revaluation	0.00	0.00	(477.75)	0.00	4,054.75	0.00	0.00	0.00
	30/06/2020		2,450.00	10,010.25	(5,955.50)	0.00	4,054.75	0.00	0.00	0.00
Wesfarmers Limited										
	01/07/2019	Opening Balance	207.00	0.00	0.00	0.00	7,485.12	0.00	0.00	0.00
	04/06/2020	Revaluation	0.00	0.00	1,270.98	0.00	8,756.10	0.00	0.00	0.00
	05/06/2020	Purchase	48.00	2,047.00	0.00	0.00	10,803.10	0.00	0.00	0.00
	30/06/2020	Revaluation	0.00	0.00	628.55	0.00	11,431.65	0.00	0.00	0.00
	30/06/2020		255.00	2,047.00	1,899.53	0.00	11,431.65	0.00	0.00	0.00
Westpac Banking Corporation										
	01/07/2019	Opening Balance	290.00	0.00	0.00	0.00	8,224.40	0.00	0.00	0.00
	04/06/2020	Revaluation	0.00	0.00	(2,952.20)	0.00	5,272.20	0.00	0.00	0.00
	30/06/2020	Revaluation	0.00	0.00	(66.70)	0.00	5,205.50	0.00	0.00	0.00
	30/06/2020		290.00	0.00	(3,018.90)	0.00	5,205.50	0.00	0.00	0.00
Woodside Petroleum Ltd										
	01/07/2019	Opening Balance	312.00	0.00	0.00	0.00	11,344.32	0.00	0.00	0.00
	04/06/2020	Revaluation	0.00	0.00	(4,115.28)	0.00	7,229.04	0.00	0.00	0.00
	30/06/2020	Revaluation	0.00	0.00	(474.24)	0.00	6,754.80	0.00	0.00	0.00
	30/06/2020		312.00	0.00	(4,589.52)	0.00	6,754.80	0.00	0.00	0.00
Total Market Movement					(48,221.93)				(2,958.36)	(51,180.29)

Dreyer Superannuation Fund

Capital Gains Reconciliation Report

For The Period 01 July 2019 - 30 June 2020

	Total	Discounted	Indexed	Other	Notional
Losses available to offset					
Carried forward from prior losses	0.00				
Carried forward from prior losses - Collectables	0.00				
Current year capital losses	11,419.66				
Current year capital losses - Collectables	0.00				
Total Losses Available	11,419.66				
Total Losses Available - Collectables	0.00				
Capital Gains					
Capital gains from disposal of assets	8,521.32	8,175.21	0.00	346.12	0.00
Capital gains from disposal of assets - Collectables	0.00	0.00	0.00	0.00	0.00
Capital gains from trust distributions	18,136.21	18,135.18	0.00	1.03	0.00
Capital Gains Before Losses applied	26,657.53	26,310.39	0.00	347.15	0.00
Losses and discount applied					
Losses applied	11,419.66	11,072.51	0.00	347.15	0.00
Losses applied - Collectables	0.00	0.00	0.00	0.00	0.00
Capital gains after losses applied	15,237.88	15,237.88	0.00	0.00	0.00
Capital gains after losses applied - Collectables	0.00	0.00	0.00	0.00	0.00
CGT Discount applied	5,079.29				
CGT Discount applied - Collectables	0.00				

Dreyer Superannuation Fund

Capital Gains Reconciliation Report

For The Period 01 July 2019 - 30 June 2020

	Total	Discounted	Indexed	Other	Notional
Net Capital Gain					
Net capital gain	10,158.59				
Net capital gain - Collectables	0.00				
Total Net Capital Gain (11A)	10,158.59				
Net Capital Losses Carried Forward to later income					
Net Capital Losses Carried Forward to later income years	0.00				
Net Capital Losses Carried Forward to later income years - Collectables	0.00				
Total Net Capital Losses Carried Forward to later income years (14V)	0.00				

Note

Refer to Realised Gains Report for details of Disposals at a Security level

Refer to Distribution Reconciliation Report for Trust Distribution details at a Security level

Dreyer Superannuation Fund

Realised Capital Gains Report

For The Period 01 July 2019 - 30 June 2020

Investment		Accounting Treatment				Tax Treatment						
Purchase Contract Date	Disposal Contract Date	Units	Cost	Proceeds	Accounting Profit/(Loss)	Adjusted Cost Base	Reduced Cost Base	Indexed Cost Base	Indexed Gains	Discounted Gains (Gross)	Other Gains	Capital Loss
Managed Investments (Australian)												
MyNorth Investment												
		0.00	0.00	0.00	0.00	0.00	0.00	0.00	0.00	17,828.76	0.00	0.00
		0.00	0.00	0.00	0.00	0.00	0.00	0.00	0.00	17,828.76	0.00	0.00
		0.00	0.00	0.00	0.00	0.00	0.00	0.00	0.00	17,828.76	0.00	0.00
Shares in Listed Companies (Australian)												
Alumina Limited												
03/04/2018	05/06/2020	2,146.00	5,115.75	3,681.89	(1,433.86)	5,115.75	5,115.75	0.00	0.00	0.00	0.00	(1,433.86)
06/06/2019	05/06/2020	2,270.00	5,512.40	3,894.63	(1,617.77)	5,512.40	5,512.40	0.00	0.00	0.00	0.00	(1,617.77)
		4,416.00	10,628.15	7,576.52	(3,051.63)	10,628.15	10,628.15	0.00	0.00	0.00	0.00	(3,051.63)
Aurizon Holdings Limited												
15/07/2015	05/06/2020	126.00	4,762.95	612.28	(4,150.67)	4,762.95	4,762.95	0.00	0.00	0.00	0.00	(4,150.67)
15/07/2015	05/06/2020	494.00	0.00	2,400.52	2,400.52	0.00	0.00	0.00	0.00	2,400.52	0.00	0.00
		620.00	4,762.95	3,012.80	(1,750.15)	4,762.95	4,762.95	0.00	0.00	2,400.52	0.00	(4,150.67)
Duluxgroup Limited												
15/07/2015	21/08/2019	919.00	5,241.53	8,611.03	3,369.50	5,241.53	5,241.53	0.00	0.00	3,369.50	0.00	0.00
		919.00	5,241.53	8,611.03	3,369.50	5,241.53	5,241.53	0.00	0.00	3,369.50	0.00	0.00
RIO Tinto Limited												
06/06/2019	10/09/2019	35.00	3,517.25	3,150.81	(366.44)	3,517.25	3,517.25	0.00	0.00	0.00	0.00	(366.44)
12/11/2018	10/09/2019	42.00	3,434.86	3,780.98	346.12	3,434.86	3,434.86	0.00	0.00	0.00	346.12	0.00
		77.00	6,952.11	6,931.79	(20.32)	6,952.11	6,952.11	0.00	0.00	0.00	346.12	(366.44)

Dreyer Superannuation Fund

Realised Capital Gains Report

For The Period 01 July 2019 - 30 June 2020

Investment		Accounting Treatment				Tax Treatment						
Purchase Contract Date	Disposal Contract Date	Units	Cost	Proceeds	Accounting Profit/(Loss)	Adjusted Cost Base	Reduced Cost Base	Indexed Cost Base	Indexed Gains	Discounted Gains (Gross)	Other Gains	Capital Loss
Shares in Listed Companies (Australian)												
Regis Healthcare Limited												
06/11/2017	05/06/2020	1,178.00	4,320.10	1,715.46	(2,604.64)	4,320.10	4,320.10	0.00	0.00	0.00	0.00	(2,604.64)
06/06/2019	05/06/2020	872.00	2,516.13	1,269.85	(1,246.28)	2,516.13	2,516.13	0.00	0.00	0.00	0.00	(1,246.28)
		2,050.00	6,836.23	2,985.31	(3,850.92)	6,836.23	6,836.23	0.00	0.00	0.00	0.00	(3,850.92)
		8,082.00	34,420.97	29,117.45	(5,303.52)	34,420.97	34,420.97	0.00	0.00	5,770.02	346.12	(11,419.66)
Units in Listed Unit Trusts (Australian)												
Goodman Group												
02/02/2015	05/06/2020	260.00	1,634.64	3,979.80	2,345.16	1,574.61	1,574.61	0.00	0.00	2,405.19	0.00	0.00
		0.00	0.00	0.00	0.00	0.00	0.00	0.00	0.00	94.84	1.03	0.00
		260.00	1,634.64	3,979.80	2,345.16	1,574.61	1,574.61	0.00	0.00	2,500.03	1.03	0.00
Vanguard Msci Index International Shares Etf												
		0.00	0.00	0.00	0.00	0.00	0.00	0.00	0.00	211.58	0.00	0.00
		0.00	0.00	0.00	0.00	0.00	0.00	0.00	0.00	211.58	0.00	0.00
		260.00	1,634.64	3,979.80	2,345.16	1,574.61	1,574.61	0.00	0.00	2,711.61	1.03	0.00
		8,342.00	36,055.61	33,097.25	(2,958.36)	35,995.58	35,995.58	0.00	0.00	26,310.39	347.15	(11,419.66)



Suncorp Group Limited
ABN 66 145 290 124

Please direct all registry communications to:
Link Market Services Limited
PO Box A50
Sydney South NSW 1235 Australia
Telephone: 1300 882 012
Outside Australia: +61 2 8767 1219
ASX Security Code: SUN
Email: suncorp@linkmarketservices.com.au
Website: www.linkmarketservices.com.au
Company website: www.suncorpgroup.com.au



047 072564

MR ANTHONY KYM DREYER &
MRS TANYA DREYER
<DREYER SUPER FUND A/C>
67 LAMBERT ROAD
JOSLIN SA 5070

Key details

Payment date: 24 October 2019
Record date: 1 October 2019
SRN/HIN: X*****0572
TFN/ABN received and recorded

Advice of direct credit payment of capital return

Dear Shareholder

Below are details of your capital return, following the completion of the sale of Suncorp's Australian Life Insurance Business. The capital return follows a related share consolidation, which were both approved at Suncorp's 2019 Annual General Meeting on 26 September 2019.

Share description	Amount per share	No. of shares participating	Payment amount
Ordinary Fully Paid	39 cents	325	\$126.75

As the capital return is not a dividend payment, the Dividend Reinvestment Plan (DRP) does not apply to this payment.

You can update your payment and TFN/ABN details, and elect to receive future communications electronically, online at www.linkmarketservices.com.au.

Deposit instructions

Bank name: COMMONWEALTH BANK OF AUSTRALIA
BSB and account number: 065-008 *****3311
Account name: DREYER SUPER FUND
Direct credit reference number: 001235036583

\$126.75

Your payment has been credited to the account shown above in accordance with your instructions. If this account is no longer valid, please update your details at www.linkmarketservices.com.au. Once updated, your payment will be credited to your account accordingly.

All values are in Australian dollars. Please retain this advice for your taxation records as a charge may be levied for a replacement.

25000 - Interest Received

2020 Financial Year

Preparer Kelly Fu

Reviewer Kelly Fu

Status Completed

Account Code	Description	CY Balance	LY Balance	Change
CBA10143311	CBA Premium Business Account ***3311	(\$12.63)	(\$44.81)	(71.81)%
CBATD6807	CBA Term Deposit ***6807	(\$543.41)	(\$307.34)	76.81%
ANZEtradeCashInv	ANZ E-trade Cash Investment ***9951		(\$0.01)	100%
TOTAL		CY Balance	LY Balance	
		(\$556.04)	(\$352.16)	

Supporting Documents

○ Interest Reconciliation Report [Report](#)

Standard Checklist

- Attach Interest Reconciliation Report
- Ensure all interest has been recorded from Bank Statements
- Review Statements to ensure all TFN withheld has been input

Notes

Kelly Fu

Note | CBATD6807

19/03/2021 15:55

Refer to a/c 60800 CBA Term Deposit Statement.

Note | CBA10143311

22/03/2021 17:08

Refer to a/c 60400.

Dreyer Superannuation Fund

Interest Reconciliation Report

For The Period 01 July 2019 - 30 June 2020

Date	Payment Amount	Gross Interest	TFN Withheld	Foreign Income	Foreign Credits
Bank Accounts					
CBA10143311 CBA Premium Business Account ***3311					
01/07/2019	2.74	2.74			
01/08/2019	0.12	0.12			
01/09/2019	0.14	0.14			
01/10/2019	0.13	0.13			
01/11/2019	0.13	0.13			
01/12/2019	0.11	0.11			
01/01/2020	0.10	0.10			
01/02/2020	0.36	0.36			
01/03/2020	2.06	2.06			
01/04/2020	2.26	2.26			
01/05/2020	2.21	2.21			
01/06/2020	2.27	2.27			
	12.63	12.63			
	12.63	12.63			
Term Deposits					
CBATD6807 CBA Term Deposit ***6807					
09/03/2020	226.11	226.11			
09/06/2020	25.43	25.43			
09/06/2020	291.87	291.87			

Dreyer Superannuation Fund
Interest Reconciliation Report

For The Period 01 July 2019 - 30 June 2020

Date	Payment Amount	Gross Interest	TFN Withheld	Foreign Income	Foreign Credits
	543.41	543.41			
	543.41	543.41			
TOTAL	556.04	556.04			

Tax Return Reconciliation

	Totals	Tax Return Label
Gross Interest	556.04	11C

28500 - Transfers In

2020 Financial Year

Preparer Kelly Fu

Reviewer Kelly Fu

Status Completed

Account Code	Description	CY Balance	LY Balance	Change
DREANT00001A	(Transfers In) Dreyer, Anthony Kym - Accumulation (Accumulation)		(\$213,123.16)	100%
DRETAN00001A	(Transfers In) Dreyer, Tanya - Accumulation (Accumulation)	(\$248,367.43)		100%
TOTAL		CY Balance	LY Balance	
		(\$248,367.43)	(\$213,123.16)	

Supporting Documents

- General Ledger [Report](#)
- 28500 - TAL Rollin Statement x2 - Tanya.pdf

Standard Checklist

- Attached copies of all Transfer Statements and Rollover Benefits Statements

Dreyer Superannuation Fund

General Ledger

As at 30 June 2020

Transaction Date	Description	Units	Debit	Credit	Balance \$
Transfers In (28500)					
(Transfers In) Dreyer, Tanya - Accumulation (DRETAN00001A)					
28/01/2020	118438578 TSIF			248,032.53	248,032.53 CR
23/06/2020	118610833 TSIF			334.90	248,367.43 CR
				248,367.43	248,367.43 CR

Total Debits: 0.00

Total Credits: 248,367.43

24 January 2020



000618

Private & Confidential

Dreyer Superannuation Fund

67 Lambert Road

JOSLIN SA 5070

Sir/Madam,

ARC Classic Super Series 4

Member Name: Mrs TANYA DREYER

Member Number: 7104114371

TAL Life Limited recently received a request from the above customer to rollover their superannuation benefits from ARC Classic Super Series 4 into your Superannuation Fund.

Please find enclosed a copy of the Rollover Benefit Statement for your records. The amount of \$248,032.53 has been transferred electronically to the Self-Managed Superannuation Fund's bank account.

If you have any questions, please contact one of our Customer Service Consultants on 1300 209 088.

Yours sincerely,

TAL Customer Service

Rollover Benefits Statement

Section A: Receiving fund

1 Australian business number (ABN) 7 4 0 2 4 9 2 1 5 0 8

2 Fund name

Dreyer Superannuation Fund

3 Postal address

67 Lambert Road

Suburb/town/locality

JOSLIN

Country if other than Australia

State/territory

S A

Postcode

5 0 7 0

4 (a) Unique superannuation identifier (USI)

(b) Member client identifier

T Dreyer

Section B: Member's details

5 Tax file number (TFN) 5 8 8 4 4 1 9 3 0

6 Full Name

Title: Mr Mrs Miss Ms Other

Family name

DREYER

First given name

TANYA

Other given names

7 Residential address

67 Lambert Road

Suburb/town/locality

JOSLIN

Country if other than Australia

State/territory

S A

Postcode

5 0 7 0

8 Date of birth Day Month Year
0 5 / 0 1 / 1 9 6 0

9 Sex Male Female

10 Daytime phone number (include area code)

0 8 0 3 6 3 6 4 5 4

11 Email address (if applicable)

Section C: Rollover transaction details

	Day	Month	Year
12 Service period start date	0 1	/ 0 7	/ 1 9 8 8
13 Tax components:			
Tax-free component	\$,	5,741.04
KiwiSaver tax-free component	\$,	.
Taxable component:			
Element taxed in the fund	\$,	242,291.49
Element untaxed in the fund	\$,	.
Tax components TOTAL	\$,	248,032.53
14 Preservation amounts			
Preserved amount	\$,	248,032.53
KiwiSaver preserved amount	\$,	.
Restricted non-preserved amount	\$,	.
Unrestricted non-preserved amount	\$,	.
Preservation amounts TOTAL	\$,	248,032.53

Section D: Non-complying funds

15 Contributions made to a non-complying fund on or after 10 May 2006

\$, .

Section E: Transferring fund

16 Fund's ABN 2 0 8 9 1 6 0 5 1 8 0

17 Fund name

TAL Superannuation and Insurance Fund

18 Contact name

Title: Mr Mrs Miss Ms Other

Family name

Customer Service

First given name

Other given names

19 Daytime phone number (include area code)

1 3 0 0 2 0 9 0 8 8

20 Email address

customerservice@tal.com.au

Section F: Declaration

Complete the declaration that applies to you. Print your full name then sign and date declaration.

TRUSTEE, DIRECTOR OR AUTHORISED OFFICER DECLARATION


Complete the declaration if you are the trustee, director or authorised officer of the superannuation fund or other provider shown in section E.

I declare that the information contained in the statement is true and correct.

Name (BLOCK LETTERS)

SCOTT WALBANCKE

Trustee, director, or authorised officer signature



Date

Day

Month

Year

2 4 / 0 1 / 2 0 2 0

20 June 2020



000752

Private & Confidential

Dreyer Superannuation Fund

67 Lambert Road
JOSLIN SA 5070

Sir/Madam,

ARC Classic Super Series 4

Member Name: Mrs TANYA DREYER

Member Number: 7104114371

TAL Life Limited recently received a request from the above customer to rollover their superannuation benefits from ARC Classic Super Series 4 into your Superannuation Fund.

Please find enclosed a copy of the Rollover Benefit Statement for your records. The amount of \$334.90 has been transferred electronically to the Self-Managed Superannuation Fund's bank account.

If you have any questions, please contact one of our Customer Service Consultants on 1300 209 088.

Yours sincerely,

TAL Customer Service

Rollover Benefits Statement

Section A: Receiving fund

1 Australian business number (ABN) 7 4 0 2 4 9 2 1 5 0 8

2 Fund name

Dreyer Superannuation Fund

3 Postal address

67 Lambert Road

Suburb/town/locality

JOSLIN

Country if other than Australia

State/territory

S A

Postcode

5 0 7 0

4 (a) Unique superannuation identifier (USI)

(b) Member client identifier

T Dreyer

Section B: Member's details

5 Tax file number (TFN) 5 8 8 4 4 1 9 3 0

6 Full Name

Title: Mr Mrs Miss Ms Other

Family name

DREYER

First given name

TANYA

Other given names

7 Residential address

67 Lambert Road

Suburb/town/locality

JOSLIN

Country if other than Australia

State/territory

S A

Postcode

5 0 7 0

8 Date of birth Day Month Year
0 5 / 0 1 / 1 9 6 0

9 Sex Male Female

10 Daytime phone number (include area code)

0 8 0 3 6 3 6 4 5 4

11 Email address (if applicable)

20 Email address

customerservice@tal.com.au

Section F: Declaration

Complete the declaration that applies to you. Print your full name then sign and date declaration.

TRUSTEE, DIRECTOR OR AUTHORISED OFFICER DECLARATION

Complete the declaration if you are the trustee, director or authorised officer of the superannuation fund or other provider shown in section E.

I declare that the information contained in the statement is true and correct.

Name (BLOCK LETTERS)

SCOTT WALBANCKE

Trustee, director, or authorised officer signature



Date

Day

Month

Year

2 0 / 0 6 / 2 0 2 0

30100 - Accountancy Fees

2020 Financial Year

Preparer Kelly Fu

Reviewer Kelly Fu

Status Completed

Account Code	Description	CY Balance	LY Balance	Change
30100	Accountancy Fees	\$2,640.00	\$2,695.00	(2.04)%
TOTAL		CY Balance	LY Balance	
		\$2,640.00	\$2,695.00	

Supporting Documents

- General Ledger [Report](#)
- 30100 - Accounting fee.pdf

Standard Checklist

- Attach all source documentation
- Ensure all Transactions have been entered

Dreyer Superannuation Fund

General Ledger

For The Period 01 July 2019 - 30 June 2020

Transaction Date	Description	Units	Debit	Credit	Balance \$
Accountancy Fees (30100)					
<u>Accountancy Fees (30100)</u>					
25/11/2019	Transfer to other PDK accounting fe		2,640.00		2,640.00 DR
			2,640.00		2,640.00 DR
Total Debits:	2,640.00				
Total Credits:	0.00				

TAX INVOICE

Invoice Date 11 November 2019

Invoice No. 41808

Client Code DREYSU

Dreyer Superannuation Fund
67 Lambert Road
JOSLIN SA 5070

To our Professional Fees and Charges in attending to the following :-

Preparation of Financial Statements and Statutory Minutes for the Dreyer Superannuation Fund for the year ended 30 June 2019.

Preparation and lodgement of Fund Income Tax Return for the Dreyer Superannuation Fund for the year ended 30 June 2019 including schedules as required.

All matters generally.

Following up on information required.

Our Fee Total	2,400.00
Plus: GST	240.00
TOTAL FEE	\$2,640.00

Remittance Advice - Please return with your payment

Payment required within Fourteen (14) Days from date of Invoice

Invoice Due Date - 25 November 2019

Please forward cheques to:
PDK Financial Synergy P/L
PO Box 3685
ADELAIDE SA 5000

Credit Card: Mastercard/Visa (Please circle)

Card No: Expires: ____ / ____

For Direct Deposit:
BSB: 035-000
Account No: 683075

Name on Card: _____

Signature: _____

Client Code: DREYSU

Invoice No: 41808 Amount Due: \$2,640.00 Amount Paid: \$ _____

Liability limited by a scheme approved under Professional Standards Legislation

30400 - ATO Supervisory Levy

2020 Financial Year

Preparer Kelly Fu

Reviewer Kelly Fu

Status Completed

Account Code	Description	CY Balance	LY Balance	Change
30400	ATO Supervisory Levy	\$259.00	\$518.00	(50)%
TOTAL		CY Balance	LY Balance	
		\$259.00	\$518.00	

Supporting Documents

- General Ledger [Report](#)

Standard Checklist

- Attach all source documentation
- Ensure all Transactions have been entered

Dreyer Superannuation Fund

General Ledger

For The Period 01 July 2019 - 30 June 2020

Transaction Date	Description	Units	Debit	Credit	Balance \$
ATO Supervisory Levy (30400)					
<u>ATO Supervisory Levy (30400)</u>					
04/12/2019	ATO007000011567188 ATO		259.00		259.00 DR
			259.00		259.00 DR

Total Debits: 259.00

Total Credits: 0.00

30700 - Auditor's Remuneration

2020 Financial Year

Preparer Kelly Fu

Reviewer Kelly Fu

Status Completed

Account Code	Description	CY Balance	LY Balance	Change
30700	Auditor's Remuneration	\$990.00	\$990.00	0%
TOTAL		CY Balance	LY Balance	
		\$990.00	\$990.00	

Supporting Documents

- General Ledger [Report](#)
- 30700 - Auditing fee.pdf

Standard Checklist

- Attach all source documentation
- Ensure all Transactions have been entered

Dreyer Superannuation Fund

General Ledger

For The Period 01 July 2019 - 30 June 2020

Transaction Date	Description	Units	Debit	Credit	Balance \$
Auditor's Remuneration (30700)					
Auditor's Remuneration (30700)					
25/11/2019	Transfer to other PDK Audit fees		990.00		990.00 DR
			990.00		990.00 DR

Total Debits: 990.00

Total Credits: 0.00

TAX INVOICE

Invoice Date 11 November 2019

Invoice No. 41807

Client Code DREYSU

Dreyer Superannuation Fund
67 Lambert Road
JOSLIN SA 5070

To our Professional Fees and Charges in attending to the following :-

Annual audit of the records, financial statements and tax return of the Dreyer Superannuation Fund for the year ended 30 June 2019 as required under SIS Regulations.

Preparation of Audit Report.

Review of statutory minute book documentation for history of fund per requirements under SIS Legislation.

Following up on information required.

Our Fee Total	900.00
Plus: GST	90.00
TOTAL FEE	\$ 990.00

Remittance Advice - Please return with your payment

Payment required within Fourteen (14) Days from date of Invoice

Invoice Due Date - 25 November 2019

Please forward cheques to:
PDK Financial Synergy P/L
PO Box 3685
ADELAIDE SA 5000

Credit Card: Mastercard/Visa (Please circle)

Card No: Expires: ____ / ____

For Direct Deposit:
BSB: 035-000
Account No: 683075

Name on Card: _____

Signature: _____

Client Code: DREYSU

Invoice No: 41807 Amount Due: \$ 990.00 Amount Paid: \$ _____

Liability limited by a scheme approved under Professional Standards Legislation

30900 - Advisor Fees

2020 Financial Year

Preparer Kelly Fu

Reviewer Kelly Fu

Status Completed

Account Code	Description	CY Balance	LY Balance	Change
30900	Advisor Fees	\$4,950.00	\$3,300.00	50%
TOTAL		CY Balance	LY Balance	
		\$4,950.00	\$3,300.00	

Supporting Documents

◦ General Ledger [Report](#)

Standard Checklist

- Attach all source documentation
- Ensure all Transactions have been entered

Notes

Kelly Fu

Note

Hillross ongoing adviser fees.

19/03/2021 15:56

Dreyer Superannuation Fund

General Ledger

As at 30 June 2020

Transaction Date	Description	Units	Debit	Credit	Balance \$
Advisor Fees (30900)					
<i>Advisor Fees (30900)</i>					
03/07/2019	Direct Debit 313220 HILLROSS FINANCI 60022256-6		275.00		275.00 DR
05/08/2019	Direct Debit 538716 HILLROSS FINANCI HRFS2489684924		275.00		550.00 DR
03/09/2019	Direct Debit 538716 HILLROSS FINANCI HRFS2511088185		275.00		825.00 DR
03/10/2019	Direct Debit 538716 HILLROSS FINANCI HRFS2533217857		275.00		1,100.00 DR
04/11/2019	Direct Debit 538716 HILLROSS FINANCI HRFS2556747707		275.00		1,375.00 DR
03/12/2019	HRFS2580267198 HILLROSS FINANCI		275.00		1,650.00 DR
03/01/2020	HRFS2602653767 HILLROSS FINANCI		275.00		1,925.00 DR
03/02/2020	HRFS2624788495 HILLROSS FINANCI		275.00		2,200.00 DR
03/03/2020	HRFS2648221352 HILLROSS FINANCI		275.00		2,475.00 DR
03/04/2020	HRFS2670482330 HILLROSS FINANCI		275.00		2,750.00 DR
04/05/2020	HRFS2687151658 HILLROSS FINANCI		275.00		3,025.00 DR
03/06/2020	HRFS2705890063 HILLROSS FINANCI		275.00		3,300.00 DR
04/06/2020	NETBANK BPAY HILLROSS PLANNING		1,650.00		4,950.00 DR
			4,950.00		4,950.00 DR

Total Debits: 4,950.00

Total Credits: 0.00

31500 - Bank Charges

2020 Financial Year

Preparer Kelly Fu

Reviewer Kelly Fu

Status Completed

Account Code	Description	CY Balance	LY Balance	Change
31500	Bank Charges	\$30.00	\$135.00	(77.78)%
TOTAL		CY Balance	LY Balance	
		\$30.00	\$135.00	

Supporting Documents

◦ General Ledger [Report](#)

Standard Checklist

- Attach all source documentation
- Ensure all Transactions have been entered

Notes

Kelly Fu

Note

Per A/C 60400 CBA bank statements.

19/03/2021 15:59

Dreyer Superannuation Fund

General Ledger

For The Period 01 July 2019 - 30 June 2020

Transaction Date	Description	Units	Debit	Credit	Balance \$
Bank Charges (31500)					
Bank Charges (31500)					
01/01/2020	Account Fee		15.00		15.00 DR
01/02/2020	Account Fee		15.00		30.00 DR
			30.00		30.00 DR

Total Debits: 30.00

Total Credits: 0.00

37500 - Investment Expenses

2020 Financial Year

Preparer Kelly Fu

Reviewer Kelly Fu

Status Completed

Account Code	Description	CY Balance	LY Balance	Change
MYNORTH1	MyNorth Investment	\$831.58	\$685.60	21.29%
TOTAL		CY Balance	LY Balance	
		\$831.58	\$685.60	

Supporting Documents

- General Ledger [Report](#)
- 37500 - MyNorth mgt fees 2020.pdf

Standard Checklist

- Attach all source documentation
- Ensure all Transactions have been entered

Dreyer Superannuation Fund

General Ledger

As at 30 June 2020

Transaction Date	Description	Units	Debit	Credit	Balance \$
Investment Expenses (37500)					
30/06/2020	MyNorth Investment (MYNORTH1)		831.58		831.58 DR
			831.58		831.58 DR
Total Debits:			831.58		
Total Credits:			0.00		

3. Deductions

3a The following is a summary of deductible expenses paid by you

Description	30 June 2020 (\$)
Management charge	\$831.58
Total deductible expenses	\$831.58

3b The following is a summary of other deductible expenses relating to your investments

LIC capital gains information	30 June 2020 (\$)
Attributable part of dividend	\$0.00
LIC dividend deduction	\$0.00

* The deductibility of advice fees depends on your individual circumstances and whether the fees relate to initial up-front advice or ongoing advice.

38000 - Insurance

2020 Financial Year

Preparer Kelly Fu

Reviewer Kelly Fu

Status Completed

Account Code	Description	CY Balance	LY Balance	Change
38000	Insurance	\$370.00	\$370.00	0%
TOTAL		CY Balance	LY Balance	
		\$370.00	\$370.00	

Supporting Documents

- General Ledger [Report](#)

Standard Checklist

- Attach all source documentation
- Ensure all Transactions have been entered

Notes

Kelly Fu

Note

Audit shield insurance annual renewal.

19/03/2021 15:59

Dreyer Superannuation Fund

General Ledger

For The Period 01 July 2019 - 30 June 2020

Transaction Date	Description	Units	Debit	Credit	Balance \$
Insurance (38000)					
Insurance (38000)					
29/11/2019	NETBANK BPAY Audit Shield		370.00		370.00 DR
			370.00		370.00 DR

Total Debits: 370.00

Total Credits: 0.00

39000 - Life Insurance Premiums

2020 Financial Year

Preparer Kelly Fu

Reviewer Kelly Fu

Status Completed

Account Code	Description	CY Balance	LY Balance	Change
DRETAN00001A	(Life Insurance Premiums) Dreyer, Tanya - Accumulation (Accumulation)	\$8,158.03	\$4,671.90	74.62%
DREANT00001A	(Life Insurance Premiums) Dreyer, Anthony Kym - Accumulation (Accumulation)	\$15,088.88	\$10,056.28	50.04%
DRETAN00003P	(Life Insurance Premiums) Dreyer, Tanya - Pension (Transition to Retirement Pension)	\$828.59		100%
TOTAL		CY Balance	LY Balance	
		\$24,075.50	\$14,728.18	

Supporting Documents

- General Ledger [Report](#)
- 39000 - MLC insurance - Tony and Tanya.pdf

Standard Checklist

- Attach all source documentation
- Ensure all Transactions have been entered

Dreyer Superannuation Fund

General Ledger

As at 30 June 2020

Transaction Date	Description	Units	Debit	Credit	Balance \$
Life Insurance Premiums (39000)					
<u>(Life Insurance Premiums) Dreyer, Anthony Kym - Accumulation (DREANT00001A)</u>					
11/07/2019	Direct Debit 000110 MLC Limited 92072102		1,086.88		1,086.88 DR
12/08/2019	Direct Debit 000110 MLC Limited 92072102		1,086.88		2,173.76 DR
11/09/2019	Direct Debit 000110 MLC Limited 92072102		1,086.88		3,260.64 DR
11/10/2019	Direct Debit 000110 MLC Limited 92072102		1,086.88		4,347.52 DR
11/11/2019	Direct Debit 000110 MLC Limited 92072102		1,342.67		5,690.19 DR
11/12/2019	92072102 MLC Limited		1,342.67		7,032.86 DR
13/01/2020	92072102 MLC Limited		1,342.67		8,375.53 DR
11/02/2020	92072102 MLC Limited		1,342.67		9,718.20 DR
11/03/2020	92072102 MLC Limited		1,342.67		11,060.87 DR
14/04/2020	92072102 MLC Limited		1,342.67		12,403.54 DR
11/05/2020	92072102 MLC Limited		1,342.67		13,746.21 DR
11/06/2020	92072102 MLC Limited		1,342.67		15,088.88 DR
			15,088.88		15,088.88 DR
<u>(Life Insurance Premiums) Dreyer, Tanya - Accumulation (DRETAN00001A)</u>					
11/07/2019	Direct Debit 000110 MLC Limited 93189649		669.18		669.18 DR
12/08/2019	Direct Debit 000110 MLC Limited 93189649		669.18		1,338.36 DR
11/09/2019	Direct Debit 000110 MLC Limited 93189649		669.18		2,007.54 DR
11/10/2019	Direct Debit 000110 MLC Limited 93189649		669.18		2,676.72 DR
11/11/2019	Direct Debit 000110 MLC Limited 93189649		669.18		3,345.90 DR
11/12/2019	93189649 MLC Limited		669.18		4,015.08 DR
13/01/2020	93189649 MLC Limited		828.59		4,843.67 DR
11/02/2020	93189649 MLC Limited		828.59		5,672.26 DR
11/03/2020	93189649 MLC Limited		828.59		6,500.85 DR
14/04/2020	93189649 MLC Limited		828.59		7,329.44 DR
11/05/2020	93189649 MLC Limited		828.59		8,158.03 DR
			8,158.03		8,158.03 DR
<u>(Life Insurance Premiums) Dreyer, Tanya - Pension (Transition to Retirement Pension) (DRETAN00003P)</u>					
11/06/2020	93189649 MLC Limited		828.59		828.59 DR
			828.59		828.59 DR

Total Debits: 24,075.50

Total Credits: 0.00



Policy Schedule

Effective Date: 30 September 2019

Policy Details:

Policy Number	92072102
Policy Owner(s)	Tanya Dreyer Anthony Kym Dreyer ATF The Dreyer Superannuation Fund
Connected Policy	92072189
State Register	SA
Policy Start Date	04/11/2016
Policy Expiry Date	04/11/2033
Annual Review Date	4 Nov each year
Premium Payment Date	11 Nov and 11th day of each month thereafter
Premium Frequency	Monthly

Insured Details	Name	Date of Birth	Smoker Status	Occupation Group
Life Insured	Anthony Dreyer	21/11/1958	Non Smoker	AA

Benefit Details	Type of Insurance	Premium Type	Benefit Amount	Start Date	Expiry Date	Frequency Premium
Lump Sum	Life Cover	Stepped	\$1,050,000	04/11/2016	04/11/2033	\$594.19
	Total and Permanent Disability (Extension to Life Cover)	Stepped	\$630,000	04/11/2016	04/11/2033	\$454.92
	14 Day Life Cover Buy Back Option			04/11/2016	04/11/2033	
	Total and Permanent Disability (Extension to Critical Illness)	Stepped	\$420,000	04/11/2016	04/11/2024	\$211.36
	14 Day Life Cover Buy Back Option			04/11/2016	04/11/2024	
Total	Stamp duty					\$82.20
	Policy Fee					\$0.00
	Total Premium					\$1,342.67

Special Terms
 The following Special Term applies to Total and Permanent Disability (Extension to Life Cover) with start date 04/11/2016: We will not pay any Total and Permanent Disability benefits under this Policy for any claim that is caused or contributed to by any disease or disorder of the left shoulder. We will however, give consideration to a claim where the medical evidence clearly shows that the claim has not in any way been caused by, aggravated or complicated by any condition associated with the left shoulder that was diagnosed, or where symptoms became apparent prior to the commencement of this cover.



E-906 S-3196 1-6391



Policy Schedule

Effective Date: 13 November 2019

Policy Details:

Policy Number	93189649
Policy Owner(s)	Tanya Dreyer Anthony Kym Dreyer ATF The Dreyer Super Fund
Connected Policy	93189650
State Register	SA
Policy Start Date	18/12/2016
Policy Expiry Date	18/12/2034
Annual Review Date	18 Dec each year
Premium Payment Date	11 Jan and 11th day of each month thereafter
Premium Frequency	Monthly

Insured Details	Name	Date of Birth	Smoker Status	Occupation Group
Life Insured	Tanya Dreyer	05/01/1960	Non Smoker	Not available

Benefit Details	Type of Insurance	Premium Type	Benefit Amount	Start Date	Expiry Date	Frequency Premium
Lump Sum	Life Cover	Stepped	\$840,000	18/12/2016	18/12/2034	\$288.87
	Total and Permanent Disability (Extension to Life Cover)	Stepped	\$420,000	18/12/2016	18/12/2034	\$269.40
	14 Day Life Cover Buy Back Option			18/12/2016	18/12/2034	
	Total and Permanent Disability (Extension to Critical Illness)	Stepped	\$420,000	18/12/2016	18/12/2025	\$212.92
	14 Day Life Cover Buy Back Option			18/12/2016	18/12/2025	
Total	Stamp duty					\$57.40
	Policy Fee					\$0.00
	Total Premium					\$828.59

Client service centre contact details	132 652
--	---------



41600 - Pensions Paid

2020 Financial Year

Preparer Kelly Fu

Reviewer Kelly Fu

Status Completed

Account Code	Description	CY Balance	LY Balance	Change
DRETAN00003P	(Pensions Paid) Dreyer, Tanya - Pension (Transition to Retirement Pension)	\$14,000.00		100%
DREANT00003P	(Pensions Paid) Dreyer, Anthony Kym - Pension (Transition to Retirement Pension)	\$23,600.00		100%
TOTAL		CY Balance	LY Balance	
		\$37,600.00		

Supporting Documents

- Pension Summary Report [Report](#)

Standard Checklist

- Attach copy of Pension Summary Report
- Ensure Member(s) have been advised of pension for coming year
- Ensure Minimum Pension has been paid for each account

Dreyer Superannuation Fund
Pension Summary

As at 30 June 2020

Member Name : Dreyer, Anthony Kym

Member Age : 61* (Date of Birth : 21/11/1958)

Member Code	Pension Type	Pension Start Date	Tax Free	Min / PF	Minimum	Maximum	Gross Pension Payments	PAYG	Net Pension Payment	Amount to reach Minimum
DREANT00003P	Transition to Retirement Pension	05/06/2020	11.21%	0.00%	\$0.00	\$49,993.33	\$23,600.00	\$0.00	\$23,600.00	NIL

					\$0.00	\$49,993.33	\$23,600.00	\$0.00	\$23,600.00	\$0.00
--	--	--	--	--	--------	-------------	-------------	--------	-------------	--------

Member Name : Dreyer, Tanya

Member Age : 60* (Date of Birth : 05/01/1960)

Member Code	Pension Type	Pension Start Date	Tax Free	Min / PF	Minimum	Maximum	Gross Pension Payments	PAYG	Net Pension Payment	Amount to reach Minimum
DRETAN00003P	Transition to Retirement Pension	05/06/2020	3.40%	0.00%	\$0.00	\$32,797.45	\$14,000.00	\$0.00	\$14,000.00	NIL

					\$0.00	\$32,797.45	\$14,000.00	\$0.00	\$14,000.00	\$0.00
--	--	--	--	--	--------	-------------	-------------	--------	-------------	--------

Total :

					\$0.00	\$82,790.78	\$37,600.00	\$0.00	\$37,600.00	\$0.00
--	--	--	--	--	--------	-------------	-------------	--------	-------------	--------

*Age as at 01/07/2019 or pension start date for new pensions.

48500 - Income Tax Expense

2020 Financial Year

Preparer Kelly Fu

Reviewer Kelly Fu

Status Completed

Account Code	Description	CY Balance	LY Balance	Change
48500	Income Tax Expense	(\$401.32)	(\$1,762.47)	(77.23)%
TOTAL		CY Balance	LY Balance	
		(\$401.32)	(\$1,762.47)	

Supporting Documents

No supporting documents

49000 - Profit/Loss Allocation Account

2020 Financial Year

Preparer Kelly Fu

Reviewer Kelly Fu

Status Completed

Account Code	Description	CY Balance	LY Balance	Change
49000	Profit/Loss Allocation Account	\$212,392.43	\$238,112.78	(10.8)%
TOTAL		CY Balance	LY Balance	
		\$212,392.43	\$238,112.78	

Supporting Documents

No supporting documents

50000 - Members

2020 Financial Year

Preparer Kelly Fu

Reviewer Kelly Fu

Status Completed

Account Code	Description	Opening Balance	Contribution Income	Earnings	Member Payments	Tax & Fees	Closing Balance	Change
DREANT00001A	Dreyer, Anthony Kym - Accumulation (Accumulation)	(\$508,749.04)	(\$24,666.46)	\$18,175.52	\$515,022.14	(\$241.15)	(\$458.99)	(99.91)%
DREANT00003P	Dreyer, Anthony Kym - Pension (Transition to Retirement Pension)		(\$499,933.26)	\$1,226.94	\$23,600.00	(\$19.11)	(\$475,125.43)	
DRETAN00001A	Dreyer, Tanya - Accumulation (Accumulation)	(\$67,253.31)	(\$277,505.43)	\$5,667.95	\$336,132.57	\$2,623.78	(\$334.44)	(99.5)%
DRETAN00003P	Dreyer, Tanya - Pension (Transition to Retirement Pension)		(\$327,974.54)	\$806.89	\$14,828.59	(\$136.86)	(\$312,475.92)	
	TOTAL	Opening Balance	Contribution Income	Earnings	Member Payments	Tax & Fees	Closing Balance	
		(\$576,002.35)	(\$1,130,079.69)	\$25,877.30	\$889,583.30	\$2,226.66	(\$788,394.78)	

Supporting Documents

- Members Summary Report
- Members Statements Report

Standard Checklist

- Attach copies of Members Statements

Dreyer Superannuation Fund Members Statement

Anthony Kym Dreyer
67 Lambert Road
Joslin, South Australia, 5070, Australia

Your Details

Date of Birth : 21/11/1958
Age: 61
Tax File Number: Provided
Date Joined Fund: 21/06/2000
Service Period Start Date: 04/02/1980
Date Left Fund:
Member Code: DREANT00001A
Account Start Date 21/06/2000
Account Phase: Accumulation Phase
Account Description: Accumulation

Nominated Beneficiaries N/A
Vested Benefits 458.99

Your Balance

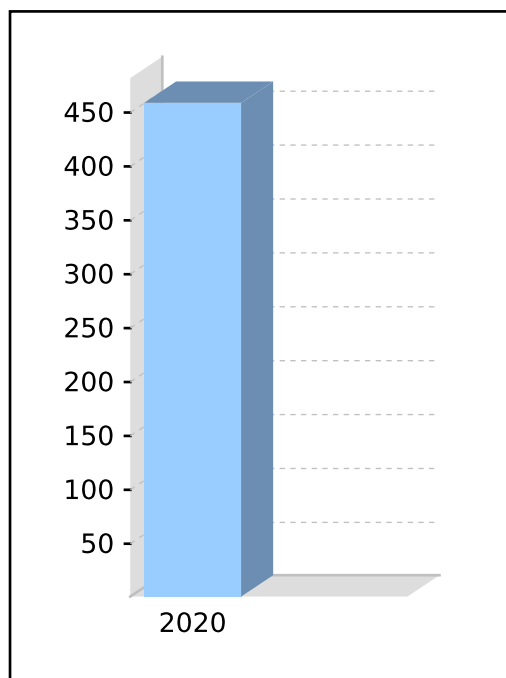
Total Benefits 458.99

Preservation Components

Preserved 458.99
Unrestricted Non Preserved
Restricted Non Preserved

Tax Components

Tax Free
Taxable 458.99



Your Detailed Account Summary

	This Year
Opening balance at 01/07/2019	508,749.04
<u>Increases to Member account during the period</u>	
Employer Contributions	15,666.46
Personal Contributions (Concessional)	9,000.00
Personal Contributions (Non Concessional)	
Government Co-Contributions	
Other Contributions	
Proceeds of Insurance Policies	
Transfers In	
Net Earnings	(18,175.52)
Internal Transfer In	
<u>Decreases to Member account during the period</u>	
Pensions Paid	
Contributions Tax	3,699.98
Income Tax	(3,941.13)
No TFN Excess Contributions Tax	
Excess Contributions Tax	
Refund Excess Contributions	
Division 293 Tax	
Insurance Policy Premiums Paid	15,088.88
Management Fees	
Member Expenses	
Benefits Paid/Transfers Out	
Superannuation Surcharge Tax	
Internal Transfer Out	499,933.26
Closing balance at 30/06/2020	458.99

Dreyer Superannuation Fund Members Statement

Anthony Kym Dreyer
67 Lambert Road
Joslin, South Australia, 5070, Australia

Your Details

Date of Birth : 21/11/1958
Age: 61
Tax File Number: Provided
Date Joined Fund: 21/06/2000
Service Period Start Date: 04/02/1980
Date Left Fund:
Member Code: DREANT00003P
Account Start Date 05/06/2020
Account Phase: Accumulation Phase
Account Description: Transition to Retirement Pension

Nominated Beneficiaries N/A
Vested Benefits 475,125.43

Your Balance

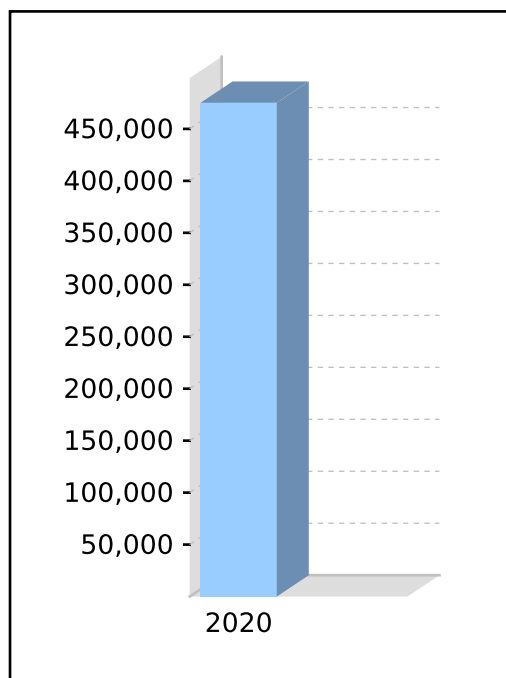
Total Benefits 475,125.43

Preservation Components

Preserved 469,085.71
Unrestricted Non Preserved 6,039.72
Restricted Non Preserved

Tax Components

Tax Free (11.21%) 53,284.28
Taxable 421,841.15



Your Detailed Account Summary

	This Year
Opening balance at 01/07/2019	
<u>Increases to Member account during the period</u>	
Employer Contributions	
Personal Contributions (Concessional)	
Personal Contributions (Non Concessional)	
Government Co-Contributions	
Other Contributions	
Proceeds of Insurance Policies	
Transfers In	
Net Earnings	(1,226.94)
Internal Transfer In	499,933.26
<u>Decreases to Member account during the period</u>	
Pensions Paid	23,600.00
Contributions Tax	
Income Tax	(19.11)
No TFN Excess Contributions Tax	
Excess Contributions Tax	
Refund Excess Contributions	
Division 293 Tax	
Insurance Policy Premiums Paid	
Management Fees	
Member Expenses	
Benefits Paid/Transfers Out	
Superannuation Surcharge Tax	
Internal Transfer Out	
Closing balance at 30/06/2020	475,125.43

Dreyer Superannuation Fund Members Statement

Tanya Dreyer
67 Lambert Road
Joslin, South Australia, 5070, Australia

Your Details

Date of Birth : 05/01/1960
Age: 60
Tax File Number: Provided
Date Joined Fund: 21/06/2000
Service Period Start Date: 02/06/1998
Date Left Fund:
Member Code: DRETAN00001A
Account Start Date 21/06/2000
Account Phase: Accumulation Phase
Account Description: Accumulation

Nominated Beneficiaries N/A
Vested Benefits 334.44

Your Balance

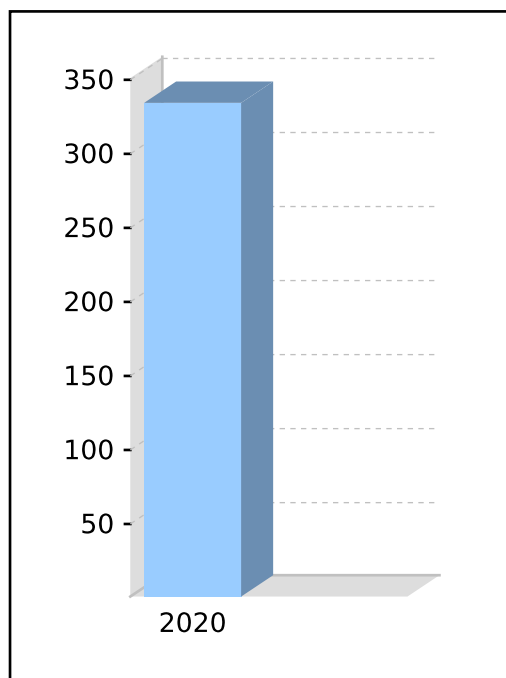
Total Benefits 334.44

Preservation Components

Preserved 334.44
Unrestricted Non Preserved
Restricted Non Preserved

Tax Components

Tax Free
Taxable 334.44



Your Detailed Account Summary

	This Year
Opening balance at 01/07/2019	67,253.31
<u>Increases to Member account during the period</u>	
Employer Contributions	
Personal Contributions (Concessional)	29,138.00
Personal Contributions (Non Concessional)	
Government Co-Contributions	
Other Contributions	
Proceeds of Insurance Policies	
Transfers In	248,367.43
Net Earnings	(5,667.95)
Internal Transfer In	
<u>Decreases to Member account during the period</u>	
Pensions Paid	
Contributions Tax	4,370.70
Income Tax	(1,746.92)
No TFN Excess Contributions Tax	
Excess Contributions Tax	
Refund Excess Contributions	
Division 293 Tax	
Insurance Policy Premiums Paid	8,158.03
Management Fees	
Member Expenses	
Benefits Paid/Transfers Out	
Superannuation Surcharge Tax	
Internal Transfer Out	327,974.54
Closing balance at 30/06/2020	334.44

Dreyer Superannuation Fund

Members Statement

Tanya Dreyer
 67 Lambert Road
 Joslin, South Australia, 5070, Australia

Your Details

Date of Birth : 05/01/1960
 Age: 60
 Tax File Number: Provided
 Date Joined Fund: 21/06/2000
 Service Period Start Date: 02/06/1998
 Date Left Fund:
 Member Code: DRETAN00003P
 Account Start Date 05/06/2020
 Account Phase: Accumulation Phase
 Account Description: Transition to Retirement Pension

Nominated Beneficiaries N/A
 Vested Benefits 312,475.92

Your Balance

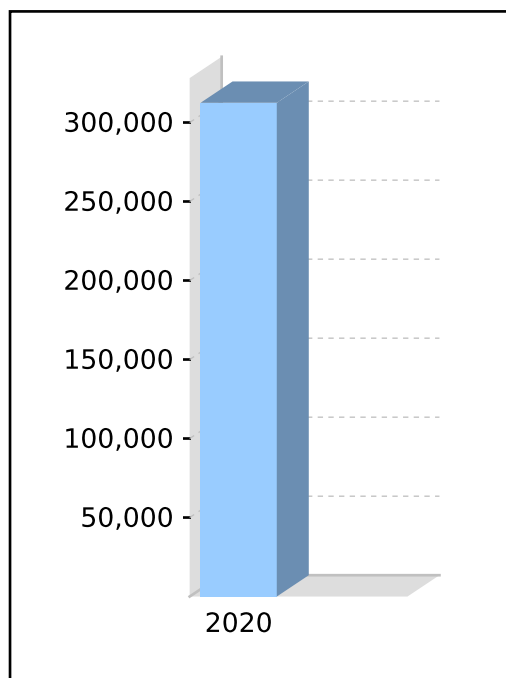
Total Benefits 312,475.92

Preservation Components

Preserved 312,475.92
 Unrestricted Non Preserved
 Restricted Non Preserved

Tax Components

Tax Free (3.40%) 10,631.37
 Taxable 301,844.55



Your Detailed Account Summary

	This Year
Opening balance at 01/07/2019	
<u>Increases to Member account during the period</u>	
Employer Contributions	
Personal Contributions (Concessional)	
Personal Contributions (Non Concessional)	
Government Co-Contributions	
Other Contributions	
Proceeds of Insurance Policies	
Transfers In	
Net Earnings	(806.89)
Internal Transfer In	327,974.54
<u>Decreases to Member account during the period</u>	
Pensions Paid	14,000.00
Contributions Tax	
Income Tax	(136.86)
No TFN Excess Contributions Tax	
Excess Contributions Tax	
Refund Excess Contributions	
Division 293 Tax	
Insurance Policy Premiums Paid	828.59
Management Fees	
Member Expenses	
Benefits Paid/Transfers Out	
Superannuation Surcharge Tax	
Internal Transfer Out	
Closing balance at 30/06/2020	312,475.92

Dreyer Superannuation Fund Members Summary

As at 30 June 2020

Opening Balances	Increases				Decreases					Closing Balance	
	Contributions	Transfers In	Net Earnings	Insurance Proceeds	Pensions Paid	Contributions Tax	Taxes Paid	Benefits Paid/ Transfers Out	Insurance Premiums		Member Expenses
Anthony Kym Dreyer (Age: 61)											
DREANT00001A - Accumulation											
508,749.04	24,666.46		(18,175.52)			3,699.98	(3,941.13)	499,933.26	15,088.88		458.99
DREANT00003P - Transition to Retirement Pension - Tax Free: 11.21%											
		499,933.26	(1,226.94)		23,600.00		(19.11)				475,125.43
508,749.04	24,666.46	499,933.26	(19,402.46)		23,600.00	3,699.98	(3,960.24)	499,933.26	15,088.88		475,584.42
Tanya Dreyer (Age: 60)											
DRETAN00001A - Accumulation											
67,253.31	29,138.00	248,367.43	(5,667.95)			4,370.70	(1,746.92)	327,974.54	8,158.03		334.44
DRETAN00003P - Transition to Retirement Pension - Tax Free: 3.40%											
		327,974.54	(806.89)		14,000.00		(136.86)		828.59		312,475.92
67,253.31	29,138.00	576,341.97	(6,474.84)		14,000.00	4,370.70	(1,883.78)	327,974.54	8,986.62		312,810.36
576,002.35	53,804.46	1,076,275.23	(25,877.30)		37,600.00	8,070.68	(5,844.02)	827,907.80	24,075.50		788,394.78

60400 - Bank Accounts

2020 Financial Year

Preparer Kelly Fu

Reviewer Kelly Fu

Status Completed

Account Code	Description	CY Balance	LY Balance	Change
CBA10143311	CBA Premium Business Account ***3311	\$52,456.63	\$19,940.62	163.06%
TOTAL		CY Balance	LY Balance	
		\$52,456.63	\$19,940.62	

Supporting Documents

- Bank Statement Report [Report](#)
- 60400 - CBA bank statements 2020.pdf

Standard Checklist

- Attach Copies of Bank Statements
- Attach copy of Bank Statement Report
- Ensure all Balances match Statement Balances at June 30
- Ensure all Transactions have been entered

Dreyer Superannuation Fund Bank Statement Report

For The Period 01 July 2019 to 30 June 2020

Chart Code: 60400 / CBA10143311

Account Name: CBA Premium Business Account ***3311

BSB and Account Number: 065008 10143311

Opening Balance - **Total Debits** + **Total Credits** = **Closing Balance**
 \$ 19,940.62 \$ 308,520.26 \$ 341,036.27 \$ 52,456.63

Data Feed Used

BGL Bank Data Service

Date	Description	Debit \$	Credit \$	Ledger Balance \$	Statement Balance \$	Variance \$
01/07/2019	Opening Balance			19,940.62		
01/07/2019	Direct Credit 397204 ANZ DIVIDEND A067-00645330 [System Matched Income Data]		134.40	20,075.02		
01/07/2019	Credit Interest		2.74	20,077.76		
03/07/2019	Direct Debit 313220 HILLROSS FINANCI 60022256-6	275.00		19,802.76		
11/07/2019	Direct Debit 000110 MLC Limited 93189649	669.18		19,133.58		
11/07/2019	Direct Debit 000110 MLC Limited 92072102	1,086.88		18,046.70		
16/07/2019	Direct Credit 358020 VGS PAYMENT JUL19-00803788 [System Matched Income Data]		300.63	18,347.33		
01/08/2019	Credit Interest		0.12	18,347.45		
02/08/2019	Direct Credit 361578 QUICKSUPER QSUPER2489445367		1,432.28	19,779.73		
02/08/2019	Direct Credit 396297 JAMES HARDIE IND AUG19- 00809561		69.19	19,848.92		
05/08/2019	Direct Debit 538716 HILLROSS FINANCI HRFS2489684924	275.00		19,573.92		
12/08/2019	Direct Debit 000110 MLC Limited 93189649	669.18		18,904.74		
12/08/2019	Direct Debit 000110 MLC Limited 92072102	1,086.88		17,817.86		
15/08/2019	Direct Credit 361578 QUICKSUPER QSUPER2498330132		416.67	18,234.53		
21/08/2019	Direct Credit 219182 DLX SCHEME SOA19-00823526		8,611.03	26,845.56		
28/08/2019	Direct Credit 458106 JHG DIVIDEND AUG19-00826765 [System Matched Income Data]		115.26	26,960.82		
01/09/2019	Credit Interest		0.14	26,960.96		

Dreyer Superannuation Fund
Bank Statement Report

For The Period 01 July 2019 to 30 June 2020

Date	Description	Debit \$	Credit \$	Ledger Balance \$	Statement Balance \$	Variance \$
02/09/2019	Direct Credit 361578 QUICKSUPER QSUPER2510813262		900.44	27,861.40		
03/09/2019	Direct Debit 538716 HILLROSS FINANCI HRFS2511088185	275.00		27,586.40		
09/09/2019	Direct Credit 458106 GOODMAN GROUP SEP19- 00812325 [System Matched Income Data]		123.75	27,710.15		
10/09/2019	Direct Debit 521347 CMC MARKETS STOC 7907167	8,568.46		19,141.69		
11/09/2019	Direct Debit 000110 MLC Limited 93189649	669.18		18,472.51		
11/09/2019	Direct Debit 000110 MLC Limited 92072102	1,086.88		17,385.63		
12/09/2019	Direct Credit 458106 ALUMINA LIMITED SEP19- 00836998 [System Matched Income Data]		288.31	17,673.94		
18/09/2019	Direct Credit 361578 QUICKSUPER QSUPER2522753713		416.67	18,090.61		
19/09/2019	Direct Credit 458106 RIO TINTO LTD INT19-00154000 [System Matched Income Data]		236.84	18,327.45		
20/09/2019	Direct Credit 347500 AGL FNL DIV 001233313870 [System Matched Income Data]		214.40	18,541.85		
20/09/2019	Direct Credit 458106 WOODSIDE INT19-00593736 [System Matched Income Data]		166.10	18,707.95		
23/09/2019	Direct Credit 396297 AZJ LIMITED SEP19-00835552 [System Matched Income Data]		194.68	18,902.63		
25/09/2019	Direct Credit 458106 BHP GROUP DIV AF380- 01100685 [System Matched Income Data]		445.71	19,348.34		
26/09/2019	Direct Credit 407459 REG FNL DIV 001234433545 [System Matched Income Data]		145.76	19,494.10		
27/09/2019	Direct Credit 127387 Origin Energy S00031194814 [System Matched Income Data]		144.00	19,638.10		
30/09/2019	Direct Credit 325872 IAG DIVIDEND PYT FIN19- 01236967 [System Matched Income Data]		258.00	19,896.10		
01/10/2019	Credit Interest		0.13	19,896.23		
03/10/2019	Direct Debit 538716 HILLROSS FINANCI HRFS2533217857	275.00		19,621.23		
04/10/2019	Direct Credit 450035 ATLAS ARTERIA OCT19- 00814860 [System Matched Income Data]		213.75	19,834.98		
04/10/2019	Direct Credit 458106 QBE DIVIDEND 19FPA-00848435 [System Matched Income Data]		106.75	19,941.73		
07/10/2019	Direct Credit 361578 QUICKSUPER QSUPER2536041378		936.44	20,878.17		

Dreyer Superannuation Fund
Bank Statement Report

For The Period 01 July 2019 to 30 June 2020

Date	Description	Debit \$	Credit \$	Ledger Balance \$	Statement Balance \$	Variance \$
08/10/2019	Direct Credit 458106 AMCOR PLC DIV OCT19-00850235 [System Matched Income Data]		91.28	20,969.45		
09/10/2019	Direct Credit 362548 WESFARMERS LTD FIN19-01045506 [System Matched Income Data]		161.46	21,130.91		
10/10/2019	Direct Credit 523274 BRAMBLES LIMITED S00031194814 [System Matched Income Data]		103.10	21,234.01		
11/10/2019	Direct Credit 458106 RWC DIVIDEND OCT19-00805490 [System Matched Income Data]		105.50	21,339.51		
11/10/2019	Direct Debit 000110 MLC Limited 93189649	669.18		20,670.33		
11/10/2019	Direct Debit 000110 MLC Limited 92072102	1,086.88		19,583.45		
15/10/2019	Direct Credit 361578 QUICKSUPER QSUPER2542296975		416.67	20,000.12		
16/10/2019	Direct Credit 358020 VGS PAYMENT OCT19-00804142 [System Matched Income Data]		152.37	20,152.49		
22/10/2019	Direct Credit 523274 BRAMBLES LIMITED S00031194814		206.19	20,358.68		
22/10/2019	91	533.00		19,825.68		
24/10/2019	Direct Credit 234619 SUN CAP RETURN 001235036583		126.75	19,952.43		
01/11/2019	Credit Interest		0.13	19,952.56		
04/11/2019	Direct Credit 361578 QUICKSUPER QSUPER2557615116		936.44	20,889.00		
04/11/2019	Direct Debit 538716 HILLROSS FINANCI HRF52556747707	275.00		20,614.00		
11/11/2019	Direct Debit 000110 MLC Limited 93189649	669.18		19,944.82		
11/11/2019	Direct Debit 000110 MLC Limited 92072102	1,342.67		18,602.15		
15/11/2019	Direct Credit 361578 QUICKSUPER QSUPER2567062419		416.67	19,018.82		
25/11/2019	NOV19-00826164 JHG DIVIDEND [System Matched Income Data]		113.49	19,132.31		
25/11/2019	Transfer to other PDK Audit fees	990.00		18,142.31		
25/11/2019	Transfer to other PDK accounting fe	2,640.00		15,502.31	15,502.31	
29/11/2019	NETBANK BPAY Audit Shield	370.00		15,132.31	15,132.31	

Dreyer Superannuation Fund
Bank Statement Report

For The Period 01 July 2019 to 30 June 2020

Date	Description	Debit \$	Credit \$	Ledger Balance \$	Statement Balance \$	Variance \$
01/12/2019	DEPOSIT INTEREST		0.11	15,132.42	15,132.42	
03/12/2019	HRFS2580267198 HILLROSS FINANCI	275.00		14,857.42	14,857.42	
04/12/2019	ATO007000011567188 ATO		2,295.91	17,153.33		
06/12/2019	QSUPER2584015560 QUICKSUPER		941.13	18,094.46	18,094.46	
11/12/2019	93189649 MLC Limited	669.18		17,425.28		
11/12/2019	92072102 MLC Limited	1,342.67		16,082.61	16,082.61	
16/12/2019	QSUPER2591046445 QUICKSUPER		416.67	16,499.28	16,499.28	
17/12/2019	DEC19-00851571 AMCOR PLC DIV [System Matched Income Data]		86.01	16,585.29	16,585.29	
18/12/2019	A068-00639645 ANZ DIVIDEND [System Matched Income Data]		261.60	16,846.89		
20/12/2019	001235790574 WBC DIVIDEND [System Matched Income Data]		232.00	17,078.89		
20/12/2019	DEC19-00809313 JAMES HARDIE IND		53.10	17,131.99	17,131.99	
01/01/2020	DEPOSIT INTEREST		0.10	17,132.09		
01/01/2020	Account Fee	15.00		17,117.09	17,117.09	
03/01/2020	HRFS2602653767 HILLROSS FINANCI	275.00		16,842.09	16,842.09	
13/01/2020	93189649 MLC Limited	828.59		16,013.50		
13/01/2020	92072102 MLC Limited	1,342.67		14,670.83	14,670.83	
15/01/2020	QSUPER2611759526 QUICKSUPER		416.67	15,087.50	15,087.50	
17/01/2020	JAN20-00804577 VGS PAYMENT [System Matched Income Data]		185.75	15,273.25	15,273.25	
28/01/2020	118438578 TSIF		248,032.53	263,305.78	263,305.78	
29/01/2020	PASCH2001230003643 PRECISION CH		941.13	264,246.91	264,246.91	
01/02/2020	DEPOSIT INTEREST		0.36	264,247.27		

Dreyer Superannuation Fund
Bank Statement Report

For The Period 01 July 2019 to 30 June 2020

Date	Description	Debit \$	Credit \$	Ledger Balance \$	Statement Balance \$	Variance \$
01/02/2020	Account Fee	15.00		264,232.27	264,232.27	
03/02/2020	HRFS2624788495 HILLROSS FINANCI	275.00		263,957.27	263,957.27	
04/02/2020	PASCH2001310005384 PRECISION CH		941.13	264,898.40	264,898.40	
11/02/2020	93189649 MLC Limited	828.59		264,069.81		
11/02/2020	92072102 MLC Limited	1,342.67		262,727.14	262,727.14	
14/02/2020	PASCH2002110003651 PRECISION CH		416.67	263,143.81	263,143.81	
25/02/2020	FEB20-00813737 GOODMAN GROUP [System Matched Income Data]		123.75	263,267.56	263,267.56	
01/03/2020	DEPOSIT INTEREST		2.06	263,269.62	263,269.62	
03/03/2020	HRFS2648221352 HILLROSS FINANCI	275.00		262,994.62	262,994.62	
05/03/2020	MAR20-00825704 JHG DIVIDEND [System Matched Income Data]		116.51	263,111.13	263,111.13	
06/03/2020	PASCH2003030003602 PRECISION CH		941.13	264,052.26	264,052.26	
09/03/2020	Miscellaneous debits [Miscellaneous credits]		10,000.00	274,052.26	274,052.26	
11/03/2020	93189649 MLC Limited	828.59		273,223.67		
11/03/2020	92072102 MLC Limited	1,342.67		271,881.00	271,881.00	
16/03/2020	PASCH2003130002545 PRECISION CH		416.67	272,297.67	272,297.67	
17/03/2020	MAR20-00836148 ALUMINA LIMITED [System Matched Income Data]		245.39	272,543.06	272,543.06	
20/03/2020	FIN19-00594483 WOODSIDE [System Matched Income Data]		259.37	272,802.43	272,802.43	
23/03/2020	MAR20-00834770 AZJ LIMITED [System Matched Income Data]		215.09	273,017.52	273,017.52	
24/03/2020	AI381-01093921 BHP GROUP DIV [System Matched Income Data]		389.66	273,407.18		
24/03/2020	MAR20-00851661 AMCOR PLC DIV [System Matched Income Data]		88.07	273,495.25	273,495.25	
25/03/2020	INT20-01230875 IAG DIVIDEND PYT [System Matched Income Data]		129.00	273,624.25	273,624.25	

Dreyer Superannuation Fund
Bank Statement Report

For The Period 01 July 2019 to 30 June 2020

Date	Description	Debit \$	Credit \$	Ledger Balance \$	Statement Balance \$	Variance \$
26/03/2020	MAR20-00805806 MIN PAYMENT		86.25	273,710.50	273,710.50	
27/03/2020	001239706866 AGL ITM DIV [System Matched Income Data]		157.45	273,867.95		
27/03/2020	S00031194814 Origin Energy [System Matched Income Data]		144.00	274,011.95	274,011.95	
31/03/2020	INT20-01040282 WESFARMERS LTD [System Matched Income Data]		155.25	274,167.20		
31/03/2020	001237868710 SUN INTERIM DIV		82.16	274,249.36	274,249.36	
01/04/2020	DEPOSIT INTEREST		2.26	274,251.62	274,251.62	
03/04/2020	HRFS2670482330 HILLROSS FINANCI	275.00		273,976.62	273,976.62	
09/04/2020	PASCH2004070000952 PRECISION CH		941.13	274,917.75		
09/04/2020	FPA20-00843556 QBE DIVIDEND [System Matched Income Data]		115.29	275,033.04		
09/04/2020	S00031194814 BRAMBLES LIMITED [System Matched Income Data]		95.13	275,128.17		
14/04/2020	93189649 MLC Limited	828.59		274,299.58		
14/04/2020	92072102 MLC Limited	1,342.67		272,956.91	272,956.91	
15/04/2020	PASCH2004140002861 PRECISION CH		416.67	273,373.58	273,373.58	
20/04/2020	APR20-00804987 VGS PAYMENT [System Matched Income Data]		187.15	273,560.73	273,560.73	
01/05/2020	DEPOSIT INTEREST		2.21	273,562.94	273,562.94	
04/05/2020	HRFS2687151658 HILLROSS FINANCI	275.00		273,287.94	273,287.94	
05/05/2020	PASCH2005010000478 PRECISION CH		705.85	273,993.79	273,993.79	
11/05/2020	93189649 MLC Limited	828.59		273,165.20		
11/05/2020	92072102 MLC Limited	1,342.67		271,822.53	271,822.53	
15/05/2020	PASCH2005130004726 PRECISION CH		416.67	272,239.20	272,239.20	
01/06/2020	DEPOSIT INTEREST		2.27	272,241.47	272,241.47	

Dreyer Superannuation Fund
Bank Statement Report

For The Period 01 July 2019 to 30 June 2020

Date	Description	Debit \$	Credit \$	Ledger Balance \$	Statement Balance \$	Variance \$
03/06/2020	JUN20-00825363 JHG DIVIDEND [System Matched Income Data]		121.77	272,363.24		
03/06/2020	HRFS2705890063 HILLROSS FINANCI	275.00		272,088.24	272,088.24	
04/06/2020	Transfer from xx21 Super contrib TD		23,600.00	295,688.24		
04/06/2020	Transfer from xx21 Super contrib KD		14,000.00	309,688.24		
04/06/2020	NETBANK BPAY HILLROSS PLANNING	1,650.00		308,038.24		
04/06/2020	WN3BY15330822 AMP	190,000.00		118,038.24	80,438.24	37,600.00
05/06/2020	Super withdrl KD Transfer to xx2151	14,000.00		104,038.24		
05/06/2020	Member withdrwl TD Transfer to xx215	23,600.00		80,438.24		
05/06/2020	10783813 CMC MARKETS STOC (Auto reprocessed due to distribution entered / deleted on 30/06/2020)	38,763.30		41,674.94	41,674.94	
09/06/2020	Miscellaneous debits [Miscellaneous credits]		10,644.23	52,319.17	52,319.17	
10/06/2020	PASCH2006050004085 PRECISION CH		760.14	53,079.31	53,079.31	
11/06/2020	93189649 MLC Limited	828.59		52,250.72		
11/06/2020	92072102 MLC Limited	1,342.67		50,908.05	50,908.05	
15/06/2020	PASCH2006110002597 PRECISION CH		416.67	51,324.72	51,324.72	
17/06/2020	JUN20-00852814 AMCOR PLC DIV [System Matched Income Data]		91.16	51,415.88	51,415.88	
23/06/2020	118610833 TSIF		334.90	51,750.78	51,750.78	
30/06/2020	PASCH2006260000523 PRECISION CH		705.85	52,456.63	52,456.63	
30/06/2020	CLOSING BALANCE			52,456.63	52,456.63	
		<u>308,520.26</u>	<u>341,036.27</u>			



047

MRA K DREYER AND MRS T DREYER
 67 LAMBERT RD
 JOSLIN SA 5070

Account Number 06 5008 10143311

Statement Period 8 May 2020 - 7 Aug 2020

Closing Balance \$50,817.95 CR

Enquiries 13 1998
 (24 hours a day, 7 days a week)

Premium Business Cheque Acct

If this account has an attached overdraft limit or facility which is secured over your primary place of residence or over a residential investment property you should ensure that the property is insured in accordance with the terms and conditions of the mortgage. If you have any queries about your insurance cover you should contact your insurer. Information on property insurance can also be found on www.moneysmart.gov.au. Note, if this account has an attached overdraft limit or facility and we send you a statement every 4 or 6 months, we will update your statement preference to every 3 months as part of changes made to the new Banking Code of Practice from 1 July 2019.


Ideal for business customers who maintain a credit balance over \$5,000. Customers receive a competitive rate of interest and full transaction capabilities. - No minimum monthly balance required - Unlimited free electronic transactions - 40 fee-free Quick Deposit, Cheque and Assisted transactions per month - Interest paid on the portion of balance greater than \$5,000 - No Monthly Account Fee if the account balance remains at or above \$15,000 during the month - Access cash, at an ATM, by EFTPOS, cheque or at any Commonwealth Bank branch - Available with a Business Debit Card.

Name: ANTHONY KYM DREYER AND
 TANYA DREYER IN TRUST FOR
 THE DREYER SUPERANNUATION FUND

Note: Have you checked your statement today? It's easy to find out more information about each of your transactions by logging on to the CommBank App or NetBank. Should you have any questions on fees or see an error please contact us on the details above. Cheque proceeds are available when cleared.

The date of transactions shown here may be different on your other transaction lists (for example, the transaction list that appears on the CommBank app).


Date	Transaction	Debit	Credit	Balance
08 May 2020	OPENING BALANCE			\$273,993.79 CR
11 May	Direct Debit 534289 MLC Limited 93189649	828.59		\$273,165.20 CR
11 May	Direct Debit 534289 MLC Limited 92072102	1,342.67		\$271,822.53 CR
15 May	Direct Credit 301500 PRECISION CH PASCH2005130004726		416.67	\$272,239.20 CR
01 Jun	Credit Interest		2.27	\$272,241.47 CR
03 Jun	Direct Credit 458106 JHG DIVIDEND JUN20/00825363		121.77	\$272,363.24 CR
03 Jun	Direct Debit 538716 HILLROSS FINANCI HRFS2705890063	275.00		\$272,088.24 CR



*# 1118.2257.1.3 ZZ258R3 0303 SL R3.S111.D220.O V06.00.30

Account Number

06 5008 10143311



Date	Transaction	Debit	Credit	Balance
04 Jun	HILLROSS PLANNING NetBank BPAY 929877 210370342 PDK Hillross Finan	1,650.00		\$270,438.24 CR
04 Jun	Transfer to xx2151 NetBank Member withdrwl TD	23,600.00		\$246,838.24 CR
04 Jun	Transfer to xx2151 NetBank Super withdrwl KD	14,000.00		\$232,838.24 CR
04 Jun	Transfer from xx2151 NetBank Super contrib TD		23,600.00	\$256,438.24 CR
04 Jun	Transfer from xx2151 NetBank Super contrib KD		14,000.00	\$270,438.24 CR
04 Jun	Direct Debit 361494 AMP WN3BY15330822	190,000.00		\$80,438.24 CR
05 Jun	Direct Debit 521347 CMC MARKETS STOC 10783813	38,763.30		\$41,674.94 CR
09 Jun	CBA Term Deposit Proceeds		10,644.23	\$52,319.17 CR
10 Jun	Direct Credit 301500 PRECISION CH PASCH2006050004085		760.14	\$53,079.31 CR
11 Jun	Direct Debit 534289 MLC Limited 92072102	1,342.67		\$51,736.64 CR
11 Jun	Direct Debit 534289 MLC Limited 93189649	828.59		\$50,908.05 CR
15 Jun	Direct Credit 301500 PRECISION CH PASCH2006110002597		416.67	\$51,324.72 CR
17 Jun	Direct Credit 458106 AMCOR PLC DIV JUN20/00852814		91.16	\$51,415.88 CR
23 Jun	Direct Credit 504813 TSIF 118610833		334.90	\$51,750.78 CR
30 Jun	Direct Credit 301500 PRECISION CH PASCH2006260000523		705.85	\$52,456.63 CR
01 Jul	CREDIT INTEREST EARNED on this account to June 30, 2020 is \$12.63			
01 Jul	Credit Interest		0.56	\$52,457.19 CR
03 Jul	Direct Debit 538716 HILLROSS FINANCI HRFS2726462892	495.00		\$51,962.19 CR
10 Jul	Direct Credit 208757 STW DST 001242244040		19.63	\$51,981.82 CR
13 Jul	Direct Debit 534289 MLC Limited 93189649	828.59		\$51,153.23 CR
13 Jul	Direct Debit 534289 MLC Limited 92072102	1,342.67		\$49,810.56 CR
15 Jul	Direct Credit 301500 PRECISION CH PASCH2007130000641		416.67	\$50,227.23 CR
16 Jul	Direct Credit 358020 VGS PAYMENT JUL20/00804996		261.84	\$50,489.07 CR

Account Number

06 5008 10143311

Date	Transaction	Debit	Credit	Balance
01 Aug	Credit Interest		0.39	\$50,489.46 CR
03 Aug	Direct Debit 538716 HILLROSS FINANCI HRFS2747187230	495.00		\$49,994.46 CR
06 Aug	Direct Credit 301500 PRECISION CH PASCH2008040002960		823.49	\$50,817.95 CR
07 Aug	2020 CLOSING BALANCE			\$50,817.95 CR

Opening balance	-	Total debits	+	Total credits	=	Closing balance
\$273,993.79 CR		\$275,792.08		\$52,616.24		\$50,817.95 CR


Your Credit Interest Rate Summary

Date	Balance	Standard Credit Interest Rate (p.a.)
07 Aug	Less than \$5,001.00	0.00%
	\$5,001.00 - \$19,999.99	0.01%
	\$20,000.00 - \$49,999.99	0.01%
	\$50,000.00 - \$99,999.99	0.01%
	\$100,000.00 - \$249,999.99	0.01%
	\$250,000.00 - \$499,999.99	0.01%
	\$500,000.00 and over	0.01%

Note. Interest rates are effective as at the date shown but are subject to change.

Transaction Summary during 1st May 2020 to 31st July 2020

Transaction Type	01 May to 31 May	01 Jun to 30 Jun	01 Jul to 31 Jul	Free	Chargeable	Unit Price	Fee Charged
Staff assisted withdrawals	0	0	0	0	0	\$3.00	\$0.00
Cheques written	0	0	0	0	0	\$3.00	\$0.00
Cheque deposit	0	0	0	0	0	\$3.00	\$0.00
Over the counter deposit	0	0	0	0	0	\$3.00	\$0.00
Quick deposits	0	0	0	0	0	\$3.00	\$0.00
Cheq deposit in quick deposit box	0	0	0	0	0	\$3.00	\$0.00
Total	0	0	0	0	0		\$0.00
Account Fee						\$0.00	\$0.00
Paper Statement Fee						\$2.50	\$0.00





047

MRA K DREYER AND MRS T DREYER
 67 LAMBERT RD
 JOSLIN SA 5070

Account Number 06 5008 10143311

Statement Period 8 Feb 2020 - 7 May 2020

Closing Balance \$273,993.79 CR

Enquiries 13 1998
 (24 hours a day, 7 days a week)

Premium Business Cheque Acct

If this account has an attached overdraft limit or facility which is secured over your primary place of residence or over a residential investment property you should ensure that the property is insured in accordance with the terms and conditions of the mortgage. If you have any queries about your insurance cover you should contact your insurer. Information on property insurance can also be found on www.moneysmart.gov.au. Note, if this account has an attached overdraft limit or facility and we send you a statement every 4 or 6 months, we will update your statement preference to every 3 months as part of changes made to the new Banking Code of Practice from 1 July 2019.

Ideal for business customers who maintain a credit balance over \$5,000. Customers receive a competitive rate of interest and full transaction capabilities. - No minimum monthly balance required - Unlimited free electronic transactions - 40 fee-free Quick Deposit, Cheque and Assisted transactions per month - Interest paid on the portion of balance greater than \$5,000 - No Monthly Account Fee if the account balance remains at or above \$15,000 during the month - Access cash, at an ATM, by EFTPOS, cheque or at any Commonwealth Bank branch - Available with a Business Debit Card.

Name: ANTHONY KYM DREYER AND
 TANYA DREYER IN TRUST FOR
 THE DREYER SUPERANNUATION FUND


Note: Have you checked your statement today? It's easy to find out more information about each of your transactions by logging on to the CommBank App or NetBank. Should you have any questions on fees or see an error please contact us on the details above. Cheque proceeds are available when cleared.

Date	Transaction	Debit	Credit	Balance
08 Feb 2020	OPENING BALANCE			\$264,898.40 CR
11 Feb	Direct Debit 000110 MLC Limited 92072102	1,342.67		\$263,555.73 CR
11 Feb	Direct Debit 000110 MLC Limited 93189649	828.59		\$262,727.14 CR
14 Feb	Direct Credit 301500 PRECISION CH PASCH2002110003651		416.67	\$263,143.81 CR
25 Feb	Direct Credit 458106 GOODMAN GROUP FEB20/00813737		123.75	\$263,267.56 CR
01 Mar	Credit Interest		2.06	\$263,269.62 CR
03 Mar	Direct Debit 538716 HILLROSS FINANCI HRFS2648221352	275.00		\$262,994.62 CR
05 Mar	Direct Credit 458106 JHG DIVIDEND MAR20/00825704		116.51	\$263,111.13 CR
06 Mar	Direct Credit 301500 PRECISION CH PASCH2003030003602		941.13	\$264,052.26 CR



Account Number

06 5008 10143311



Date	Transaction	Debit	Credit	Balance
09 Mar	CBA Term Deposit Proceeds		10,000.00	\$274,052.26 CR
11 Mar	Direct Debit 000110 MLC Limited 92072102	1,342.67		\$272,709.59 CR
11 Mar	Direct Debit 000110 MLC Limited 93189649	828.59		\$271,881.00 CR
16 Mar	Direct Credit 301500 PRECISION CH PASCH2003130002545		416.67	\$272,297.67 CR
17 Mar	Direct Credit 458106 ALUMINA LIMITED MAR20/00836148		245.39	\$272,543.06 CR
20 Mar	Direct Credit 458106 WOODSIDE FIN19/00594483		259.37	\$272,802.43 CR
23 Mar	Direct Credit 396297 AZJ LIMITED MAR20/00834770		215.09	\$273,017.52 CR
24 Mar	Direct Credit 458106 AMCOR PLC DIV MAR20/00851661		88.07	\$273,105.59 CR
24 Mar	Direct Credit 458106 BHP GROUP DIV AI381/01093921		389.66	\$273,495.25 CR
25 Mar	Direct Credit 325872 IAG DIVIDEND PYT INT20/01230875		129.00	\$273,624.25 CR
26 Mar	Direct Credit 358020 MIN PAYMENT MAR20/00805806		86.25	\$273,710.50 CR
27 Mar	Direct Credit 127387 Origin Energy S00031194814		144.00	\$273,854.50 CR
27 Mar	Direct Credit 347500 AGL ITM DIV 001239706866		157.45	\$274,011.95 CR
31 Mar	Direct Credit 417100 SUN INTERIM DIV 001237868710		82.16	\$274,094.11 CR
31 Mar	Direct Credit 362548 WESFARMERS LTD INT20/01040282		155.25	\$274,249.36 CR
01 Apr	Credit Interest		2.26	\$274,251.62 CR
03 Apr	Direct Debit 538716 HILLROSS FINANCI HRFS2670482330	275.00		\$273,976.62 CR
09 Apr	Direct Credit 458106 QBE DIVIDEND FPA20/00843556		115.29	\$274,091.91 CR
09 Apr	Direct Credit 301500 PRECISION CH PASCH2004070000952		941.13	\$275,033.04 CR
09 Apr	Direct Credit 523274 BRAMBLES LIMITED S00031194814		95.13	\$275,128.17 CR
14 Apr	Direct Debit 000110 MLC Limited 93189649	828.59		\$274,299.58 CR
14 Apr	Direct Debit 000110 MLC Limited 92072102	1,342.67		\$272,956.91 CR
15 Apr	Direct Credit 301500 PRECISION CH PASCH2004140002861		416.67	\$273,373.58 CR

Date	Transaction	Debit	Credit	Balance			
20 Apr	Direct Credit 358020 VGS PAYMENT APR20/00804987		187.15	\$273,560.73 CR			
01 May	Credit Interest		2.21	\$273,562.94 CR			
04 May	Direct Debit 538716 HILLROSS FINANCI HRFS2687151658	275.00		\$273,287.94 CR			
05 May	Direct Credit 301500 PRECISION CH PASCH2005010000478		705.85	\$273,993.79 CR			
07 May	2020 CLOSING BALANCE			\$273,993.79 CR			
Opening balance		-	Total debits	+	Total credits	=	Closing balance
\$264,898.40 CR			\$7,338.78		\$16,434.17		\$273,993.79 CR

Your Credit Interest Rate Summary

Date	Balance	Standard Credit Interest Rate (p.a.)
07 May	Less than \$5,001.00	0.00%
	\$5,001.00 - \$19,999.99	0.01%
	\$20,000.00 - \$49,999.99	0.01%
	\$50,000.00 - \$99,999.99	0.01%
	\$100,000.00 - \$249,999.99	0.01%
	\$250,000.00 - \$499,999.99	0.01%
	\$500,000.00 and over	0.01%

Note. Interest rates are effective as at the date shown but are subject to change.

Transaction Summary during 1st February 2020 to 30th April 2020

Transaction Type	01 Feb to 29 Feb	01 Mar to 31 Mar	01 Apr to 30 Apr	Free	Chargeable	Unit Price	Fee Charged
Staff assisted withdrawals	0	0	0	0	0	\$3.00	\$0.00
Cheques written	0	0	0	0	0	\$3.00	\$0.00
Cheque deposit	0	0	0	0	0	\$3.00	\$0.00
Over the counter deposit	0	0	0	0	0	\$3.00	\$0.00
Quick deposits	0	0	0	0	0	\$3.00	\$0.00
Cheq deposit in quick deposit box	0	0	0	0	0	\$3.00	\$0.00
Total	0	0	0	0	0		\$0.00
Account Fee						\$0.00	\$0.00
Paper Statement Fee						\$2.50	\$0.00





Account Number 06 5008 10143311

Statement Period 8 Nov 2019 - 7 Feb 2020

Closing Balance \$264,898.40 CR

Enquiries 13 1998
 (24 hours a day, 7 days a week)



047

MRA K DREYER AND MRS T DREYER
 67 LAMBERT RD
 JOSLIN SA 5070

Premium Business Cheque Acct

If this account has an attached overdraft limit or facility which is secured over your primary place of residence or over a residential Investment property you should ensure that the property is insured in accordance with the terms and conditions of the mortgage. If you have any queries about your insurance cover you should contact your insurer. Information on property insurance can also be found on www.moneysmart.gov.au. Note, if this account has an attached overdraft limit or facility and we send you a statement every 4 or 6 months, we will update your statement preference to every 3 months as part of changes made to the new Banking Code of Practice from 1 July 2019.

Ideal for business customers who maintain a credit balance over \$5,000. Customers receive a competitive rate of interest and full transaction capabilities. - No minimum monthly balance required - Unlimited free electronic transactions - 40 fee-free Quick Deposit, Cheque and Assisted transactions per month - Interest paid on the portion of balance greater than \$5,000 - No Monthly Account Fee if the account balance remains at or above \$15,000 during the month - Access cash, at an ATM, by EFTPOS, cheque or at any Commonwealth Bank branch - Available with a Business Debit Card.

Name: ANTHONY KYM DREYER AND
 TANYA DREYER IN TRUST FOR
 THE DREYER SUPERANNUATION FUND

Note: Have you checked your statement today? It's easy to find out more information about each of your transactions by logging on to the CommBank App or NetBank. Should you have any questions on fees or see an error please contact us on the details above. Cheque proceeds are available when cleared.


Date	Transaction	Debit	Credit	Balance
08 Nov 2019	OPENING BALANCE			\$20,614.00 CR
11 Nov	Direct Debit 000110 MLC Limited 93189649	669.18		\$19,944.82 CR
11 Nov	Direct Debit 000110 MLC Limited 92072102	1,342.67		\$18,602.15 CR
15 Nov	Direct Credit 361578 QUICKSUPER QSUPER2567062419		416.67	\$19,018.82 CR
25 Nov	Transfer to other Bank NetBank PDK accounting fee	2,640.00		\$16,378.82 CR
25 Nov	Transfer to other Bank NetBank PDK Audit fees	990.00		\$15,388.82 CR
25 Nov	Direct Credit 458106 JHG DIVIDEND NOV19/00826164		113.49	\$15,502.31 CR
29 Nov	Audit Shield NetBank BPAY 253575 404251196647036 PDK Audit Shield	370.00		\$15,132.31 CR
01 Dec	Credit Interest		0.11	\$15,132.42 CR



1367.2460.1.2.ZZ256R3 0303MUJ.R3.S111.D038.L V06.00.28

Account Number

06 5008 10143311



Date	Transaction	Debit	Credit	Balance
03 Dec	Direct Debit 538716 HILLROSS FINANCI HRFS2580267198	275.00		\$14,857.42 CR
04 Dec	Direct Credit 012721 ATO ATO007000011567188		2,295.91	\$17,153.33 CR
06 Dec	Direct Credit 361578 QUICKSUPER QSUPER2584015560		941.13	\$18,094.46 CR
11 Dec	Direct Debit 000110 MLC Limited 92072102	1,342.67		\$16,751.79 CR
11 Dec	Direct Debit 000110 MLC Limited 93189649	669.18		\$16,082.61 CR
16 Dec	Direct Credit 361578 QUICKSUPER QSUPER2591046445		416.67	\$16,499.28 CR
17 Dec	Direct Credit 458106 AMCOR PLC DIV DEC19/00851571		86.01	\$16,585.29 CR
18 Dec	Direct Credit 397204 ANZ DIVIDEND A068/00639645		261.60	\$16,846.89 CR
20 Dec	Direct Credit 396297 JAMES HARDIE IND DEC19/00809313		53.10	\$16,899.99 CR
20 Dec	Direct Credit 250556 WBC DIVIDEND 001235790574		232.00	\$17,131.99 CR
01 Jan	Credit Interest		0.10	\$17,132.09 CR
01 Jan	Account Fee	15.00		\$17,117.09 CR
03 Jan	Direct Debit 538716 HILLROSS FINANCI HRFS2602653767	275.00		\$16,842.09 CR
13 Jan	Direct Debit 000110 MLC Limited 93189649	828.59		\$16,013.50 CR
13 Jan	Direct Debit 000110 MLC Limited 92072102	1,342.67		\$14,670.83 CR
15 Jan	Direct Credit 361578 QUICKSUPER QSUPER2611759526		416.67	\$15,087.50 CR
17 Jan	Direct Credit 358020 VGS PAYMENT JAN20/00804577		185.75	\$15,273.25 CR
28 Jan	Direct Credit 504813 TSIF 118438578		248,032.53	\$263,305.78 CR
29 Jan	Direct Credit 301500 PRECISION CH PASCH2001230003643		941.13	\$264,246.91 CR
01 Feb	Credit Interest		0.36	\$264,247.27 CR
01 Feb	Account Fee	15.00		\$264,232.27 CR
03 Feb	Direct Debit 538716 HILLROSS FINANCI HRFS2624788495	275.00		\$263,957.27 CR

Date	Transaction	Debit	Credit	Balance			
04 Feb	Direct Credit 301500 PRECISION CH PASCH2001310005384		941.13	\$264,898.40 CR			
07 Feb	2020 CLOSING BALANCE			\$264,898.40 CR			
	Opening balance	-	Total debits	+	Total credits	=	Closing balance
	\$20,614.00 CR		\$11,049.96		\$255,334.36		\$264,898.40 CR

Your Credit Interest Rate Summary

Date	Balance	Standard Credit Interest Rate (p.a.)
07 Feb	Less than \$5,001.00	0.00%
	\$5,001.00 - \$19,999.99	0.01%
	\$20,000.00 - \$49,999.99	0.01%
	\$50,000.00 - \$99,999.99	0.01%
	\$100,000.00 - \$249,999.99	0.01%
	\$250,000.00 - \$499,999.99	0.01%
	\$500,000.00 and over	0.01%

Note. Interest rates are effective as at the date shown but are subject to change.

Transaction Summary during 1st November 2019 to 31st January 2020

Transaction Type	01 Nov to 30 Nov	01 Dec to 31 Dec	01 Jan to 31 Jan	Free	Chargeable	Unit Price	Fee Charged
Staff assisted withdrawals	0	0	0	0	0	\$3.00	\$0.00
Cheques written	0	0	0	0	0	\$3.00	\$0.00
Cheque deposit	0	0	0	0	0	\$3.00	\$0.00
Over the counter deposit	0	0	0	0	0	\$3.00	\$0.00
Quick deposits	0	0	0	0	0	\$3.00	\$0.00
Cheq deposit in quick deposit box	0	0	0	0	0	\$3.00	\$0.00
Total	0	0	0	0	0		\$0.00
Account Fee						\$15.00	\$30.00
Paper Statement Fee						\$2.50	\$0.00





Account Number 06 5008 10143311

Statement Period 8 Aug 2019 - 7 Nov 2019

Closing Balance \$20,614.00 CR

Enquiries 13 1998
 (24 hours a day, 7 days a week)



047

MRA K DREYER AND MRS T DREYER
 67 LAMBERT RD
 JOSLIN SA 5070

Premium Business Cheque Acct

If this account has an attached overdraft limit or facility which is secured over your primary place of residence or over a residential Investment property you should ensure that the property is insured in accordance with the terms and conditions of the mortgage. If you have any queries about your insurance cover you should contact your insurer. Information on property insurance can also be found on www.moneysmart.gov.au. Note, if this account has an attached overdraft limit or facility and we send you a statement every 4 or 6 months, we will update your statement preference to every 3 months as part of changes made to the new Banking Code of Practice from 1 July 2019.

Ideal for business customers who maintain a credit balance over \$5,000. Customers receive a competitive rate of interest and full transaction capabilities. - No minimum monthly balance required - Unlimited free electronic transactions - 40 fee-free Quick Deposit, Cheque and Assisted transactions per month - Interest paid on the portion of balance greater than \$5,000 - No Monthly Account Fee if the account balance remains at or above \$15,000 during the month - Access cash, at an ATM, by EFTPOS, cheque or at any Commonwealth Bank branch - Available with a Business Debit Card.

Name: ANTHONY KYM DREYER AND
 TANYA DREYER IN TRUST FOR
 THE DREYER SUPERANNUATION FUND

Note: Have you checked your statement today? It's easy to find out more information about each of your transactions by logging on to the CommBank App or NetBank. Should you have any questions on fees or see an error please contact us on the details above. Cheque proceeds are available when cleared.


Date	Transaction	Debit	Credit	Balance
08 Aug 2019	OPENING BALANCE			\$19,573.92 CR
12 Aug	Direct Debit 000110 MLC Limited 93189649	669.18		\$18,904.74 CR
12 Aug	Direct Debit 000110 MLC Limited 92072102	1,086.88		\$17,817.86 CR
15 Aug	Direct Credit 361578 QUICKSUPER QSUPER2498330132		416.67	\$18,234.53 CR
21 Aug	Direct Credit 219182 DLX SCHEME SOA19/00823526		8,611.03	\$26,845.56 CR
28 Aug	Direct Credit 458106 JHG DIVIDEND AUG19/00826765		115.26	\$26,960.82 CR
01 Sep	Credit Interest		0.14	\$26,960.96 CR
02 Sep	Direct Credit 361578 QUICKSUPER QSUPER2510813262		900.44	\$27,861.40 CR
03 Sep	Direct Debit 538716 HILLROSS FINANCI HRFS2511088185	275.00		\$27,586.40 CR



*# 1139.3475.1.2 ZZ258R3 0303MUJ.R3.S111.D311.L.V06.00.27

Account Number

06 5008 10143311



Date	Transaction	Debit	Credit	Balance
09 Sep	Direct Credit 458106 GOODMAN GROUP SEP19/00812325		123.75	\$27,710.15 CR
10 Sep	Direct Debit 521347 CMC MARKETS STOC 7907167	8,568.46		\$19,141.69 CR
11 Sep	Direct Debit 000110 MLC Limited 92072102	1,086.88		\$18,054.81 CR
11 Sep	Direct Debit 000110 MLC Limited 93189649	669.18		\$17,385.63 CR
12 Sep	Direct Credit 458106 ALUMINA LIMITED SEP19/00836998		288.31	\$17,673.94 CR
18 Sep	Direct Credit 361578 QUICKSUPER QSUPER2522753713		416.67	\$18,090.61 CR
19 Sep	Direct Credit 458106 RIO TINTO LTD INT19/00154000		236.84	\$18,327.45 CR
20 Sep	Direct Credit 458106 WOODSIDE INT19/00593736		166.10	\$18,493.55 CR
20 Sep	Direct Credit 347500 AGL FNL DIV 001233313870		214.40	\$18,707.95 CR
23 Sep	Direct Credit 396297 AZJ LIMITED SEP19/00835552		194.68	\$18,902.63 CR
25 Sep	Direct Credit 458106 BHP GROUP DIV AF380/01100685		445.71	\$19,348.34 CR
26 Sep	Direct Credit 407459 REG FNL DIV 001234433545		145.76	\$19,494.10 CR
27 Sep	Direct Credit 127387 Origin Energy S00031194814		144.00	\$19,638.10 CR
30 Sep	Direct Credit 325872 IAG DIVIDEND PYT FIN19/01236967		258.00	\$19,896.10 CR
01 Oct	Credit Interest		0.13	\$19,896.23 CR
03 Oct	Direct Debit 538716 HILLROSS FINANCI HRFS2533217857	275.00		\$19,621.23 CR
04 Oct	Direct Credit 458106 QBE DIVIDEND 19FPA/00848435		106.75	\$19,727.98 CR
04 Oct	Direct Credit 450035 ATLAS ARTERIA OCT19/00814860		213.75	\$19,941.73 CR
07 Oct	Direct Credit 361578 QUICKSUPER QSUPER2536041378		936.44	\$20,878.17 CR
08 Oct	Direct Credit 458106 AMCOR PLC DIV OCT19/00850235		91.28	\$20,969.45 CR
09 Oct	Direct Credit 362548 WESFARMERS LTD FIN19/01045506		161.46	\$21,130.91 CR
10 Oct	Direct Credit 523274 BRAMBLES LIMITED S00031194814		103.10	\$21,234.01 CR

Date	Transaction	Debit	Credit	Balance
11 Oct	Direct Credit 458106 RWC DIVIDEND OCT19/00805490		105.50	\$21,339.51 CR
11 Oct	Direct Debit 000110 MLC Limited 92072102	1,086.88		\$20,252.63 CR
11 Oct	Direct Debit 000110 MLC Limited 93189649	669.18		\$19,583.45 CR
15 Oct	Direct Credit 361578 QUICKSUPER QSUPER2542296975		416.67	\$20,000.12 CR
16 Oct	Direct Credit 358020 VGS PAYMENT OCT19/00804142		152.37	\$20,152.49 CR
22 Oct	Direct Credit 523274 BRAMBLES LIMITED S00031194814		206.19	\$20,358.68 CR
22 Oct	Chq 000091 presented	533.00		\$19,825.68 CR
24 Oct	Direct Credit 234619 SUN CAP RETURN 001235036583		126.75	\$19,952.43 CR
01 Nov	Credit Interest		0.13	\$19,952.56 CR
04 Nov	Direct Credit 361578 QUICKSUPER QSUPER2557615116		936.44	\$20,889.00 CR
04 Nov	Direct Debit 538716 HILLROSS FINANCI HRFS2556747707	275.00		\$20,614.00 CR
07 Nov	2019 CLOSING BALANCE			\$20,614.00 CR

Opening balance	-	Total debits	+	Total credits	=	Closing balance
\$19,573.92 CR		\$15,194.64		\$16,234.72		\$20,614.00 CR

Your Credit Interest Rate Summary


Date	Balance	Standard Credit Interest Rate (p.a.)
07 Nov	Less than \$5,001.00	0.00%
	\$5,001.00 - \$19,999.99	0.01%
	\$20,000.00 - \$49,999.99	0.01%
	\$50,000.00 - \$99,999.99	0.01%
	\$100,000.00 - \$249,999.99	0.01%
	\$250,000.00 - \$499,999.99	0.01%
	\$500,000.00 and over	0.01%

Note. Interest rates are effective as at the date shown but are subject to change.



Account Number

06 5008 10143311



Date	Transaction	Debit	Credit	Balance
03 Jun	Direct Debit 313220 HILLROSS FINANCI 60022256-6	275.00		\$218,880.29 CR
03 Jun	Chq 000090 presented	660.00		\$218,220.29 CR
05 Jun	Direct Debit 361494 AMP WN3BY15330822	100,000.00		\$118,220.29 CR
06 Jun	Direct Debit 521347 CMC MARKETS STOC 7104872	100,248.41		\$17,971.88 CR
07 Jun	Direct Credit 511749 CMC MARKETS STOC 7110690		4,006.84	\$21,978.72 CR
11 Jun	Direct Debit 000110 MLC Limited 92072102	1,086.88		\$20,891.84 CR
11 Jun	Direct Debit 000110 MLC Limited 93189649	669.18		\$20,222.66 CR
13 Jun	Direct Credit 396297 RESMED DIVIDEND JUN19/00819386		14.15	\$20,236.81 CR
13 Jun	Direct Debit 521347 CMC MARKETS STOC 7149199	4,006.84		\$16,229.97 CR
17 Jun	Direct Credit 361578 QUICKSUPER QSUPER2456003127		416.67	\$16,646.64 CR
24 Jun	Direct Credit 250556 WBC DIVIDEND 001229515044		155.10	\$16,801.74 CR
26 Jun	Direct Credit 361578 QUICKSUPER QSUPER2462434431		2,743.71	\$19,545.45 CR
28 Jun	Direct Credit 396297 DLX DIVIDEND ORD19/00822156		395.17	\$19,940.62 CR
01 Jul	CREDIT INTEREST EARNED on this account to June 30, 2019 is \$44.81			
01 Jul	Credit Interest		2.74	\$19,943.36 CR
01 Jul	Direct Credit 397204 ANZ DIVIDEND A067/00645330		134.40	\$20,077.76 CR
03 Jul	Direct Debit 313220 HILLROSS FINANCI 60022256-6	275.00		\$19,802.76 CR
11 Jul	Direct Debit 000110 MLC Limited 93189649	669.18		\$19,133.58 CR
11 Jul	Direct Debit 000110 MLC Limited 92072102	1,086.88		\$18,046.70 CR
16 Jul	Direct Credit 358020 VGS PAYMENT JUL19/00803788		300.63	\$18,347.33 CR
01 Aug	Credit Interest		0.12	\$18,347.45 CR
02 Aug	Direct Credit 396297 JAMES HARDIE IND AUG19/00809561		69.19	\$18,416.64 CR
02 Aug	Direct Credit 361578 QUICKSUPER QSUPER2489445367		1,432.28	\$19,848.92 CR

60800 - Term Deposits

2020 Financial Year

Preparer Kelly Fu

Reviewer Kelly Fu

Status Completed

Account Code	Description	CY Balance	LY Balance	Change
CBATD6807	CBA Term Deposit ***6807		\$20,100.82	100%
TOTAL		CY Balance	LY Balance	
			\$20,100.82	

Supporting Documents

- 60800 - CBA Term Deposit Closed.pdf

Standard Checklist

- Attach Copies of Statements and Interest slips
- Ensure all Transactions have been entered



047

MR A K DREYER
67 LAMBERT RD
JOSLIN SA 5070

Date printed	9 June 2020
Term Deposit number	06 5000 50436807
Investment balance at start of reporting period 1 July 2019	\$20,100.82
Closing balance at 9 June 2020	\$0.00

Your Term Deposit has been closed

Your Term Deposit was closed on 9 June 2020. Any interest owing on this account was also paid on that date. Closure details are provided below.

Please keep this notice for taxation purposes. The Bank will not issue an End of Financial Year Notice on this Term Deposit.

Account name	ANTHONY KYM DREYER AND TANYA DREYER IN TRUST FOR DREYER SUPERANNUATION FUND
--------------	--

Interest paid this financial year	\$543.41
-----------------------------------	----------

We're here to help

If you want to view our latest Terms and Conditions or have any questions, you can visit commbank.com.au, drop into your nearest branch, contact your Relationship Manager or Adviser, or call **13 2221**.

61800 - Distributions Receivable

2020 Financial Year

Preparer Kelly Fu

Reviewer Kelly Fu

Status Completed

Account Code	Description	CY Balance	LY Balance	Change
ALX.AX	Atlas Arteria	\$188.65	\$213.75	(11.74)%
MYNORTH1	MyNorth Investment	\$22,491.49	\$16,875.36	33.28%
GMG.AX	Goodman Group	\$84.75	\$123.75	(31.52)%
VGS.AX	Vanguard Msci Index International Shares Etf	\$261.84	\$300.63	(12.9)%
STW.AX	Spdr S&p/asx 200 Fund	\$19.63		100%
TOTAL		CY Balance	LY Balance	
		\$23,046.36	\$17,513.49	

Supporting Documents

- General Ledger [Report](#)
- ALX_Payment_Advice_2020_10_05.pdf [ALX.AX](#)
- 61800 - MyNorth distribution receivable 2020.pdf [MYNORTH1](#)
- GMG_Payment_Advice_2020_08_28.pdf [GMG.AX](#)
- 61800 - VGS_Payment_Advice_2020_07_16.pdf [VGS.AX](#)
- 61800 - STW_Distribution_Advice_2020_07_10.pdf [STW.AX](#)

Standard Checklist

- Review aging of amounts receivable and comment on any delay in payment.

Dreyer Superannuation Fund

General Ledger

As at 30 June 2020

Transaction Date	Description	Units	Debit	Credit	Balance \$
Distributions Receivable (61800)					
<u>Atlas Arteria (ALX.AX)</u>					
01/07/2019	Opening Balance				213.75 DR
04/10/2019	Direct Credit 450035 ATLAS ARTERIA OCT19-00814860 [System Matched Income Data]			213.75	0.00 DR
30/06/2020			188.65		188.65 DR
			188.65	213.75	188.65 DR
<u>Goodman Group (GMG.AX)</u>					
01/07/2019	Opening Balance				123.75 DR
09/09/2019	Direct Credit 458106 GOODMAN GROUP SEP19-00812325 [System Matched Income Data]			123.75	0.00 DR
30/06/2020			84.75		84.75 DR
			84.75	123.75	84.75 DR
<u>MyNorth Investment (MYNORTH1)</u>					
01/07/2019	Opening Balance				16,875.36 DR
30/06/2020				16,875.36	0.00 DR
30/06/2020			22,491.49		22,491.49 DR
			22,491.49	16,875.36	22,491.49 DR
<u>Spdr S&p/asx 200 Fund (STW.AX)</u>					
30/06/2020			19.63		19.63 DR
			19.63		19.63 DR
<u>Vanguard Msci Index International Shares Etf (VGS.AX)</u>					
01/07/2019	Opening Balance				300.63 DR
16/07/2019	Direct Credit 358020 VGS PAYMENT JUL19-00803788 [System Matched Income Data]			300.63	0.00 DR
30/06/2020			261.84		261.84 DR
			261.84	300.63	261.84 DR
Total Debits:	23,046.36				
Total Credits:	17,513.49				



Update your information:

Online:
www.investorcentre.com/au/contact

By Mail:
Computershare Investor Services Pty Limited
GPO Box 2975 Melbourne
Victoria 3001 Australia

Enquiries:

(within Australia) 1800 267 108
(international) +61 3 9415 4053

Holder Identification Number (HIN)

HIN WITHHELD

ASX Code ALX
TFN/ABN Status Quoted
Record Date 28 September 2020
Payment Date 5 October 2020
Direct Credit Reference No. 814601

008211 047 ALX



MR ANTHONY KYM DREYER &
MRS TANYA DREYER
<DREYER SUPER FUND A/C>
67 LAMBERT ROAD
JOSLIN SA 5070

Distribution Statement

Dear Securityholder

This payment advice is for your distribution of 11.0 cents per Atlas Arteria ordinary stapled security for the half year ending 30 June 2020.

Distributing Entity	Distribution per Security	Securities Held	Franked Amount	Unfranked Amount	Foreign Source Income	Capital Return	Gross Payment
ATLIX	11.0 cents	1,715	\$0.00	\$0.00	\$188.65	\$0.00	\$188.65
							Less withholding tax \$0.00
							Net Payment \$188.65
							Franking Credit \$0.00

Taxation Information

Australian resident individual taxpayers should include the distribution in your tax return for the year ending 30 June 2021 in line with the income categorisation in the above table. This statement should be retained as a charge may be levied for a replacement. No additional tax summary will be provided.

This Distribution Statement and accompanying notes are not intended to be tax advice and investors should consult a professional tax adviser if necessary for completion of income tax returns.

Your Payment Instruction

COMMONWEALTH BANK OF AUSTRALIA
BSB: 065-008 Account Number: XXXXXX11

Amount Deposited
\$188.65



28 August 2020

010830 000 GMG



MR ANTHONY KYM DREYER &
MRS TANYA DREYER
<DREYER SUPER FUND A/C>
67 LAMBERT ROAD
JOSLIN SA 5070

Dear Securityholder

Goodman Group (Goodman or Group)

Distribution and Annual Tax Statement

We are pleased to confirm your distribution of 15.00 cents per security for the six months ended 30 June 2020. We enclose your Goodman Group Payment Advice together with your Annual Tax Statement and Tax Return Guide for the financial year ended 30 June 2020. The Tax Return Guide provides summarised tax information and has been designed to assist you in completing your income tax return coupled with the Annual Tax Statement 2020.

Stakeholder Review and Annual Report

Our Stakeholder Review and Annual Report provide an overview of our performance for the year. They will be available on the Group's website, www.goodman.com from 24 September 2020.

Should you have any questions, please call our dedicated information line on 1300 723 040 (within Australia) or +61 3 9415 4043 (outside Australia).

Yours faithfully

A handwritten signature in black ink that reads "G Goodman".

Gregory Goodman
Group Chief Executive Officer

Goodman Group

Goodman Limited | ABN 69 000 123 071
Goodman Funds Management Limited | ABN 48 067 796 641 | AFSL Number 223621
as responsible entity of Goodman Industrial Trust | ARSN 091213 839

Level 17, 60 Castlereagh Street, Sydney NSW 2000 | GPO Box 4703, Sydney NSW 2001 Australia
Tel +61 2 9230 7400 | Fax +61 2 9230 7444

Goodman Logistics (HK) Limited 嘉民物流(香港)有限公司 | Company No. 1700359 | ARBN 155 911 149
a Hong Kong company with limited liability
Suite 901, Three Pacific Place, 1 Queen's Road East, Hong Kong | Tel +852 2249 3100 | Fax +852 2525 2070

info-au@goodman.com | www.goodman.com



+ Goodman Group
 Goodman Limited ABN 69 000 123 071
 Goodman Funds Management Limited
 ABN 48 067 796 641; AFSL Number 223621
 As Responsible Entity for
 Goodman Industrial Trust ARSN 091 213 839
 Goodman Logistics (HK) Limited
 Company No. 1700359; ARBN 155 911 149
 A Hong Kong company with limited liability

Update your information:



Online:

www.computershare.com.au/easyupdate/gmg



By Mail:

Computershare Investor Services Pty Limited
 GPO Box 2975 Melbourne
 Victoria 3001 Australia

010830 000 GMG

MR ANTHONY KYM DREYER &
 MRS TANYA DREYER
 <DREYER SUPER FUND A/C>
 67 LAMBERT ROAD
 JOSLIN SA 5070

Enquiries:

(within Australia) 1300 723 040
 (international) 61 3 9415 4043

Holder no.:	HIN WITHHELD
ASX code:	GMG
TFN/ABN status:	Quoted
Record date:	30 June 2020
Payment date:	28 August 2020
Ref number:	814178

Goodman Group Payment Advice

For the half year ended 30 June 2020

Goodman Limited Dividend

Class description	Dividend rate cents per share	Number of securities	Unfranked amount	Franked amount	Franking credit
GL	N/A	565	N/A	N/A	N/A

Goodman Industrial Trust Distribution

Class description	Distribution rate cents per unit	Number of securities	Australian income	Foreign income other	Foreign income interest
GIT	11 cents	565	\$0.00	\$0.07	\$0.00

Interest income	Gross capital gain	Concessional capital gain	Discounted capital gain	Capital gain other	Tax deferred
\$3.95	\$0.00	\$28.72	\$28.72	\$0.00	\$0.69

Goodman Logistics (HK) Limited Dividend

Class description	Dividend rate cents per CDI	Number of securities	Amount
CDI	4 cents	565	\$22.60

Taxable components are indicative only with actual figures provided in the enclosed 2020 Annual Tax Statement.

For the purposes of subdivision 12H of Schedule 1 of the Taxation Administration Act 1953 (Cth), this distribution includes a 'fund payment' of \$70.73 in respect of the income year ended 30 June 2020. Further details on the 'fund payment' are available on www.goodman.com

Total gross payment (AUD):	\$84.75
Total tax withheld (AUD):	\$0.00
Total net payment (AUD):	\$84.75

Periodic Statement

The Goodman Group Periodic Statement is available at www.goodman.com/investor-centre

Note 1: You should retain this statement to assist you in preparing your tax return.

Note 2: If you require your payment to be re-issued, you may be charged an administration fee which will be deducted from your payment.

Your payment instruction

COMMONWEALTH BANK OF AUSTRALIA
 BSB: 065-008 Account number: XXXXXX11

Amount deposited

(AUD)\$84.75

If payment cannot be made to the above instruction, a cheque will be forwarded to your registered address.

5. Income

The following is a list of the income received in relation to your investments for the financial year ended 30 June 2020.

Fund name	Date received	Distribution period	Amount
Cash Account	1 July 2019	1 June 2019 - 30 June 2019	\$17.92
	1 August 2019	1 July 2019 - 31 July 2019	\$22.47
	1 September 2019	1 August 2019 - 31 August 2019	\$25.60
	1 October 2019	1 September 2019 - 30 September 2019	\$26.24
	1 November 2019	1 October 2019 - 31 October 2019	\$19.58
	1 December 2019	1 November 2019 - 30 November 2019	\$18.56
	1 January 2020	1 December 2019 - 31 December 2019	\$27.20
	1 February 2020	1 January 2020 - 31 January 2020	\$34.86
	1 March 2020	1 February 2020 - 29 February 2020	\$33.59
	1 April 2020	1 March 2020 - 31 March 2020	\$25.73
	1 May 2020	1 April 2020 - 30 April 2020	\$6.79
	1 June 2020	1 May 2020 - 31 May 2020	\$7.26
Ardea Real Outcome Fund	8 July 2020	1 April 2020 - 30 June 2020	\$1,454.75
Arrowstreet Advantage Global Equity Fund	9 January 2020	1 July 2019 - 31 December 2019	\$5.76
	8 July 2020	1 January 2020 - 30 June 2020	\$3,405.75
Experts' Choice Diversified Interest Income Fund	9 January 2020	1 July 2019 - 31 December 2019	\$610.70
	8 July 2020	1 January 2020 - 30 June 2020	\$1,290.19
Experts' Choice International Shares Fund	9 January 2020	1 July 2019 - 31 December 2019	\$109.73
	8 July 2020	1 January 2020 - 30 June 2020	\$5,536.52
Experts' Choice Property and Infrastructure Fund	9 January 2020	1 July 2019 - 31 December 2019	\$203.34
	8 July 2020	1 January 2020 - 30 June 2020	\$2,807.24
Lazard Global Infrastructure Fund	4 October 2019	1 July 2019 - 30 September 2019	\$147.43
	8 January 2020	1 October 2019 - 31 December 2019	\$116.30
	8 April 2020	1 January 2020 - 31 March 2020	\$20.12
	15 July 2020	1 April 2020 - 30 June 2020	\$1,738.66
Magellan Advantage Global Fund	8 July 2020	1 July 2019 - 30 June 2020	\$5,093.82
Magellan Infrastructure Fund	14 July 2020	1 January 2020 - 30 June 2020	\$450.01
PIMCO Advantage Diversified Fixed Interest	1 January 2020	1 July 2019 - 30 September 2019	\$0.00
	9 January 2020	1 October 2019 - 31 December 2019	\$93.79
	9 April 2020	1 January 2020 - 31 March 2020	\$443.35
	8 July 2020	1 April 2020 - 30 June 2020	\$3.74
Vanguard International Fixed Interest Index Fund	7 October 2019	1 July 2019 - 30 September 2019	\$36.33
	9 January 2020	1 October 2019 - 31 December 2019	\$52.99
	7 April 2020	1 January 2020 - 31 March 2020	\$49.17
	8 July 2020	1 April 2020 - 30 June 2020	\$523.40

Fund name	Date received	Distribution period	Amount
Vanguard International Property Securities Index	8 July 2020	1 April 2020 - 30 June 2020	\$187.41

Distn Income Rec:

\$16875.36 LY Dstn/R a/c 61800

+ \$24646.30 CY Dstn Income a/c 23800

- \$22491.49 CY Dstn/R a/c 61800

= \$19030.17 Total bank receipts

Client details

Trust name: The Dreyer Superannuation Fund
Client reference number: P01272707S
Address:
Business: 67 Lambert Road
JOSLIN SA 5070
Contacts:
A/H: 08 8336 6292
B/H: Not supplied
M: 0418 856 258
Email: kym.dreyer@m3property.com.au
Report period: 1 July 2019 to 30 June 2020
Date prepared: 18 August 2020
Adviser name: Richard Lovell
Adviser phone: (08) 8373 6420

Account summary

Opening account value as at 1 July 2019	\$294,005.61
ADD	
Deposits/Transfers	\$190,000.00
Income received	\$19,030.17
LESS	
Fees and expenses	\$(831.58)
Change in investment earnings	\$(20,299.87)
Closing account value as at 30 June 2020	\$481,904.33

All Registry communications to:
C/- Link Market Services Limited
Locked Bag A14, Sydney South, NSW, 1235
Telephone: 1300 665 385
ASX Code: STW
Security Code: STW
Email: SPDR@linkmarketservices.com.au
Website: www.linkmarketservices.com.au



047 008118

MR ANTHONY KYM DREYER &
MRS TANYA DREYER
<DREYER SUPER FUND A/C>
67 LAMBERT ROAD
JOSLIN SA 5070

Distribution Advice

Payment date: 10 July 2020
Record date: 30 June 2020
Reference no.: X*****0572

TFN/ABN RECEIVED AND RECORDED

Dear Unitholder,

This payment represents a distribution of 10.9660 cents for the period ended 30 June 2020, in respect of ordinary units entitled to participate at the record date. The final details of the distribution components (including any non-assessable amounts) will be advised in the AMIT Member Annual Statement for the year ended 30 June 2020.

Visit our investor website at www.linkmarketservices.com.au where you can view and change your details.

Class Description	Rate per Unit	Participating Units	Franked Component	Other Income Component	Gross Amount
Ordinary Units	10.9660 cents	179	\$10.21	\$9.42	\$19.63
				Net Amount:	\$19.63

PAYMENT REMITTED TO:

COMMONWEALTH BANK OF AUSTRALIA
96 KING WILLIAM STREET
ADELAIDE SA 5000

Account Name: DREYER SUPER FUND

BSB: 065-008 Account No: ****3311

Direct Credit Reference No.: 001242244040

This statement represents the amount credited to your nominated financial institution.

This statement contains important information; please retain this statement for taxation purposes as a charge may be levied for a replacement.

The SPDR S&P/ASX 200 Fund declares that it is a managed investment trust for the purposes of Subdivision 12-H of the Taxation Administration Act 1953 ("TAA 1953") in respect of the income year ended 30 June 2020. This distribution relates to the trust's year of income ended 30 June 2020. For the purpose of Section 12-405 of Schedule 1 of the TAA 1953, the "Fund Payment" portion of the distribution is calculated as the sum of the following components:

- Australian Sourced Income – Other Income
- Capital Gains Taxable Australian Property
 - Discounted – multiplied by 2
 - Indexation method
 - Other method



Vanguard®

ABN 72 072 881 086. AFS License 227263.

Vanguard® MSCI Index International Shares ETF

Computershare

All correspondence to:
Computershare Investor Services Pty Limited
GPO Box 2975 Melbourne
Victoria 3001 Australia
Enquiries (within Australia) 1300 757 905
(outside Australia) 61 3 9415 4813
Facsimile 61 2 8235 8209
www.investorcentre.com/au/contact
www.computershare.com

051491 047 VGS



MR ANTHONY KYM DREYER &
MRS TANYA DREYER
<DREYER SUPER FUND A/C>
67 LAMBERT ROAD
JOSLIN SA 5070

Holder Identification Number (HIN)
HIN WITHHELD

ASX Code VGS
TFN/ABN Status Quoted
Record Date 2 July 2020
Payment Date 16 July 2020

Vanguard MSCI Index International Shares ETF
Distribution Payment for the Period Ending 30 June 2020
Direct Credit Advice

Table with 4 columns: Class Description, Rate Per Security, Securities Held, Gross Amount. Row 1: ETF, \$0.63554600, 412, \$261.84

Withholding tax: \$0.00

NET PAYMENT: \$261.84

Note: You should retain this statement to assist you in preparing your tax return. Please keep this in a safe place as a charge may be levied for a replacement. If you require your payment to be re-issued, you may be charged an administrative fee which will be deducted from your payment. Fees are applicable to certain types of payments valued at over \$100 AUD.

For additional information regarding the distribution, including estimated tax components and Fund Payment information, please visit the Announcements section of the Vanguard Investments Australia web page www.vanguard.com.au/etf

Your Payment Instruction

Bank: COMMONWEALTH BANK OF AUSTRALIA
BSB: 065-008
ACC: XXXXXX11

Amount Deposited
\$261.84

If payment cannot be made to the above instruction, a direct credit form will be forwarded to your registered address and your dividend entitlement shown above will be held as a non-interest bearing deposit until your new direct credit instructions are received.

74700 - Managed Investments (Australian)

2020 Financial Year

Preparer Kelly Fu

Reviewer Kelly Fu

Status Completed

Account Code	Description	CY Units	CY Balance	LY Units	LY Balance	Change
MYNORTH1	MyNorth Investment	499624.240000	\$481,904.07	290234.170000	\$294,005.47	63.91%
TOTAL		CY Units	CY Balance	LY Units	LY Balance	
		499624.240000	\$481,904.07	290234.170000	\$294,005.47	

Supporting Documents

- Investment Movement Report [Report](#)
- 74700 - MyNorth holding + value at 30.6.2020.pdf

Standard Checklist

- Attach Annual statements from fund managers, Master Trust, Platform or Wrap providers confirming ownership and value
- Attach copies of Statements and Source Documentation
- Attach Investment Movement Report
- Ensure all Investments are valued correctly at June 30
- Ensure the investment is in accordance with the Fund's investment strategy
- Ensure the investment is in accordance with the SIS Act

Dreyer Superannuation Fund

Investment Movement Report

As at 30 June 2020

Investment	Opening Balance		Additions		Disposals			Closing Balance		
	Units	Cost	Units	Cost	Units	Cost	Accounting Profit/(Loss)	Units	Cost	Market Value
Bank Accounts										
CBA Premium Business Account ***3311		19,940.62		341,036.27		(308,520.26)			52,456.63	52,456.63
		19,940.62		341,036.27		(308,520.26)			52,456.63	52,456.63
Term Deposits										
CBA Term Deposit ***6807		20,100.82		251.54		(20,352.36)			0.00	0.00
		20,100.82		251.54		(20,352.36)			0.00	0.00
Managed Investments (Australian)										
MyNorth Investment	290,234.17	262,644.12	209,390.07	209,030.17		(831.58)	0.00	499,624.24	470,842.71	481,904.07
		262,644.12		209,030.17		(831.58)	0.00		470,842.71	481,904.07
Shares in Listed Companies (Australian)										
AGL Energy Limited.	335.00	7,498.70						335.00	7,498.70	5,711.75
Alumina Limited	4,416.00	10,628.15			(4,416.00)	(10,628.15)	(3,051.63)		0.00	
Amcor Limited	515.00	8,028.17						515.00	8,028.17	7,457.20
AMP Limited	376.00	2,120.00						376.00	2,120.00	697.48
Aurizon Holdings Limited	1,570.00	8,268.67			(620.00)	(4,762.95)	(1,750.15)	950.00	3,505.72	4,674.00

Dreyer Superannuation Fund

Investment Movement Report

As at 30 June 2020

Investment	Opening Balance		Additions		Disposals			Closing Balance		
	Units	Cost	Units	Cost	Units	Cost	Accounting Profit/(Loss)	Units	Cost	Market Value
Australia And New Zealand Banking Group Limited	327.00	9,519.20						327.00	9,519.20	6,095.28
BHP Group Limited	392.00	14,853.43						392.00	14,853.43	14,041.44
Brambles Limited	711.00	8,257.92	174.00	1,999.12		(85.32)	0.00	885.00	10,171.72	9,619.95
CSL Limited			22.00	6,375.46				22.00	6,375.46	6,314.00
Cybg Plc	2,450.00	10,010.25			(2,450.00)	(10,010.25)				0.00
Duluxgroup Limited	919.00	5,241.53			(919.00)	(5,241.53)	3,369.50			0.00
Insurance Australia Group Limited	1,290.00	8,073.16						1,290.00	8,073.16	7,443.30
James Hardie Industries Plc	452.00	8,522.88						452.00	8,522.88	12,439.04
Janus Henderson Group Plc	218.00	7,035.16						218.00	7,035.16	6,749.28
Jb Hi-fi Limited			198.00	8,011.65				198.00	8,011.65	8,519.94
Macquarie Group Limited			79.00	9,318.88				79.00	9,318.88	9,369.40
Magellan Financial Group Limited			143.00	8,554.31				143.00	8,554.31	8,295.43

Dreyer Superannuation Fund

Investment Movement Report

As at 30 June 2020

Investment	Opening Balance		Additions		Disposals			Closing Balance		
	Units	Cost	Units	Cost	Units	Cost	Accounting Profit/(Loss)	Units	Cost	Market Value
Mineral Resources Limited			575.00	9,137.25				575.00	9,137.25	12,172.75
Origin Energy Limited	960.00	7,067.68						960.00	7,067.68	5,606.40
Qantas Airways Limited			1,390.00	7,897.70				1,390.00	7,897.70	5,254.20
QBE Insurance Group Limited	427.00	6,121.96						427.00	6,121.96	3,783.22
Regis Healthcare Limited	2,050.00	6,836.23			(2,050.00)	(6,836.23)	(3,850.92)		0.00	
Reliance Worldwide Corporation Limited	2,110.00	8,443.52						2,110.00	8,443.52	6,203.40
RIO Tinto Limited	77.00	6,952.11			(77.00)	(6,952.11)	(20.32)		0.00	
Suncorp Group Limited			529.00	6,469.96	(9.00)	(126.75)	0.00	520.00	6,343.21	4,799.60
Virgin Money Uk Plc			2,450.00	10,010.25				2,450.00	10,010.25	4,054.75
Wesfarmers Limited	207.00	6,664.49	48.00	2,047.00				255.00	8,711.49	11,431.65
Westpac Banking Corporation	290.00	7,142.33						290.00	7,142.33	5,205.50
Woodside Petroleum Ltd	312.00	11,210.90						312.00	11,210.90	6,754.80

Dreyer Superannuation Fund

Investment Movement Report

As at 30 June 2020

Investment	Opening Balance		Additions		Disposals			Closing Balance		
	Units	Cost	Units	Cost	Units	Cost	Accounting Profit/(Loss)	Units	Cost	Market Value
		168,496.44		69,821.58		(44,643.29)	(5,303.52)		193,674.73	172,693.76
Units in Listed Unit Trusts (Australian)										
Atlas Arteria	1,425.00	9,114.70	290.00	2,008.40				1,715.00	11,123.10	11,353.30
Goodman Group	825.00	7,620.91			(260.00)	(1,634.64)	2,345.16	565.00	5,986.27	8,390.25
Spdr S&p/asx 200 Fund			179.00	9,998.25				179.00	9,998.25	9,787.72
Vanguard Msci Index International Shares Etf	412.00	29,950.80						412.00	29,950.80	31,670.44
		46,686.41		12,006.65		(1,634.64)	2,345.16		57,058.42	61,201.71
		517,868.41		632,146.21		(375,982.13)	(2,958.36)		774,032.49	768,256.17

Account valuation

Account valuation as at 30 June 2020

Investment	No. of units	Pending Units	Effective date	Unit price \$	Pending \$	Value \$
Cash Account	2,851.60	0.00	30/06/2020	1.00	0.00	2,851.60
Ardea Real Outcome Fund	50,231.06	0.00	30/06/2020	1.00	0.00	49,984.93
Arrowstreet Advantage Global Equity Fund	62,350.20	0.00	30/06/2020	1.05	0.00	65,626.08
Experts' Choice Diversified Interest Income Fund	74,018.86	0.00	30/06/2020	0.91	0.00	67,347.54
Experts' Choice International Shares Fund	107,978.42	0.00	30/06/2020	0.72	0.00	77,496.11
Experts' Choice Property and Infrastructure Fund	50,091.85	0.00	30/06/2020	0.69	0.00	34,799.31
Lazard Global Infrastructure Fund	16,408.61	0.00	30/06/2020	1.31	0.00	21,487.08
Magellan Advantage Global Fund	30,834.31	0.00	30/06/2020	1.50	0.00	46,401.01
Magellan Infrastructure Fund	15,000.38	0.00	30/06/2020	1.28	0.00	19,213.98
PIMCO Advantage Diversified Fixed Interest Fund	59,421.74	0.00	30/06/2020	1.07	0.00	63,743.48
Vanguard International Fixed Interest Index Fund (Hedged) (W)	11,163.82	0.00	30/06/2020	1.28	0.00	14,269.59
Vanguard International Property Securities Index Fund	19,273.39	0.00	30/06/2020	0.97	0.00	18,683.62
	total units 499,624.24				0.00	481,904.33

Account value

Market values change constantly and the market value of your assets may have changed since the date of this report.

All values and units displayed have been rounded to two decimal places.

481,904.33

77600 - Shares in Listed Companies (Australian)

2020 Financial Year

Preparer Kelly Fu

Reviewer Kelly Fu

Status Completed

Account Code	Description	CY Units	CY Balance	LY Units	LY Balance	Change
IAG.AX	Insurance Australia Group Limited	1290.000000	\$7,443.30	1290.000000	\$10,655.40	(30.15)%
RWC.AX	Reliance Worldwide Corporation Limited	2110.000000	\$6,203.40	2110.000000	\$7,427.20	(16.48)%
QBE.AX	QBE Insurance Group Limited	427.000000	\$3,783.22	427.000000	\$5,051.41	(25.11)%
RIO.AX	RIO Tinto Limited	0.000000		77.000000	\$7,989.52	100%
AMC.AX	Arcor Limited	515.000000	\$7,457.20	515.000000	\$8,337.85	(10.56)%
JHX.AX	James Hardie Industries Plc	452.000000	\$12,439.04	452.000000	\$8,452.40	47.17%
WES.AX	Wesfarmers Limited	255.000000	\$11,431.65	207.000000	\$7,485.12	52.73%
ANZ.AX	Australia And New Zealand Banking Group Limited	327.000000	\$6,095.28	327.000000	\$9,224.67	(33.92)%
WBC.AX	Westpac Banking Corporation	290.000000	\$5,205.50	290.000000	\$8,224.40	(36.71)%
ORG.AX	Origin Energy Limited	960.000000	\$5,606.40	960.000000	\$7,017.60	(20.11)%
CYB.AX	Cybg Plc	0.000000		2450.000000	\$8,379.00	100%
AMP.AX	AMP Limited	376.000000	\$697.48	376.000000	\$797.12	(12.5)%
BHP.AX	BHP Group Limited	392.000000	\$14,041.44	392.000000	\$16,134.72	(12.97)%
JHG.AX	Janus Henderson Group Plc	218.000000	\$6,749.28	218.000000	\$6,603.22	2.21%
DLX.AX	Duluxgroup Limited	0.000000		919.000000	\$8,565.08	100%

Account Code	Description	CY Units	CY Balance	LY Units	LY Balance	Change
AZJ.AX	Aurizon Holdings Limited	950.000000	\$4,674.00	1570.000000	\$8,478.00	(44.87)%
AWC.AX	Alumina Limited	0.000000		4416.000000	\$10,289.28	100%
BXB.AX	Brambles Limited	885.000000	\$9,619.95	711.000000	\$9,157.68	5.05%
REG.AX	Regis Healthcare Limited	0.000000		2050.000000	\$5,391.50	100%
AGL.AX	AGL Energy Limited.	335.000000	\$5,711.75	335.000000	\$6,703.35	(14.79)%
WPL.AX	Woodside Petroleum Limited	312.000000	\$6,754.80	312.000000	\$11,344.32	(40.46)%
VUK.AX	Virgin Money Uk Plc	2450.000000	\$4,054.75			100%
CSL.AX	CSL Limited	22.000000	\$6,314.00	0.000000		100%
JBH.AX	Jb Hi-fi Limited	198.000000	\$8,519.94			100%
SUN.AX	Suncorp Group Limited	520.000000	\$4,799.60			100%
QAN.AX	Qantas Airways Limited	1390.000000	\$5,254.20			100%
MQG.AX	Macquarie Group Limited	79.000000	\$9,369.40			100%
MIN.AX	Mineral Resources Limited	575.000000	\$12,172.75			100%
MFG.AX	Magellan Financial Group Limited	143.000000	\$8,295.43			100%
	TOTAL	CY Units	CY Balance	LY Units	LY Balance	
		15471.000000	\$172,693.76	20404.000000	\$171,708.84	

Supporting Documents

○ [Balance Review Report](#) Report

- 77600, 78200 - Portfolio holdings and values at 30.6.2020.pdf

Standard Checklist

- Attach Balance Review Report
- Attach copies of HIN/SRN or Chess Statements, Broker Statements, Contract Notes Corporate Action documentation and any other relevant Source Documentation
- Attach Investment Movement Report
- Ensure all Investments are valued correctly at June 30
- Ensure the investment is in accordance with the Fund's investment strategy

Dreyer Superannuation Fund

Balance Review Report

As at 30 June 2020

Investment Code	Investment Name	Holding Reference	Third Party Data			BGL Ledger Balance	Registered Name
			Data Feed Provider	Balance Date	Balance Amount		
60400	Bank Accounts						
CBA10143311	CBA Premium Business Account ***3311	06500810143311	BGL Bank Data Service	30/06/2020	\$ 52,456.63	\$ 52,456.63	0.00
74700	Managed Investments (Australian)						
MYNORTH_DREY ER	MyNorth Investment					499,624.2400	
77600	Shares in Listed Companies (Australian)						
AGL.AX	AGL Energy Limited.	X*****0572	Registry Data - Link	30/06/2020	335.0000	335.0000	0.0000
AMC.AX	Amcor Limited	X*****0572	Registry Data - Computershare	30/06/2020	515.0000	515.0000	0.0000
AMP.AX	AMP Limited	I*****0502	Registry Data - Computershare	30/06/2020	376.0000	376.0000	0.0000
AZJ.AX	Aurizon Holdings Limited	X*****0572	Registry Data - Computershare	30/06/2020	950.0000	950.0000	0.0000
ANZ.AX	Australia And New Zealand Banking Group Limited	X*****0572	Registry Data - Computershare	30/06/2020	327.0000	327.0000	0.0000
BHP.AX	BHP Group Limited	X*****0572	Registry Data - Computershare	30/06/2020	392.0000	392.0000	0.0000
BXB.AX	Brambles Limited	X*****0572	Registry Data - Boardroom	30/06/2020	885.0000	885.0000	0.0000
CSL.AX	CSL Limited	X*****0572	Registry Data - Computershare	30/06/2020	22.0000	22.0000	0.0000
IAG.AX	Insurance Australia Group Limited	X*****0572	Registry Data - Computershare	30/06/2020	1,290.0000	1,290.0000	0.0000
JHX.AX	James Hardie Industries Plc	X*****0572	Registry Data - Computershare	30/06/2020	452.0000	452.0000	0.0000
JHG.AX	Janus Henderson Group Plc	X*****0572	Registry Data - Computershare	30/06/2020	218.0000	218.0000	0.0000
JBH.AX	Jb Hi-fi Limited	X*****0572	Registry Data - Computershare	30/06/2020	198.0000	198.0000	0.0000

Dreyer Superannuation Fund

Balance Review Report

As at 30 June 2020

Investment Code	Investment Name	Holding Reference	Third Party Data			BGL Ledger	Registered Name
			Data Feed Provider	Balance Date	Balance Amount	Balance	
MQG.AX	Macquarie Group Limited	X*****0572	Registry Data - Boardroom	30/06/2020	79.0000	79.0000	0.0000
MFG.AX	Magellan Financial Group Limited	X*****0572	Registry Data - Boardroom	30/06/2020	143.0000	143.0000	0.0000
MIN.AX	Mineral Resources Limited	X*****0572	Registry Data - Computershare	30/06/2020	575.0000	575.0000	0.0000
ORG.AX	Origin Energy Limited	X*****0572	Registry Data - Boardroom	30/06/2020	960.0000	960.0000	0.0000
QAN.AX	Qantas Airways Limited	X*****0572	Registry Data - Link	30/06/2020	1,390.0000	1,390.0000	0.0000
QBE.AX	QBE Insurance Group Limited	X*****0572	Registry Data - Computershare	30/06/2020	427.0000	427.0000	0.0000
RWC.AX	Reliance Worldwide Corporation Limited	X*****0572	Registry Data - Computershare	30/06/2020	2,110.0000	2,110.0000	0.0000
SUN.AX	Suncorp Group Limited	X*****0572	Registry Data - Link	30/06/2020	520.0000	520.0000	0.0000
VUK.AX	Virgin Money Uk Plc	X*****0572	Registry Data - Computershare	30/06/2020	2,450.0000	2,450.0000	0.0000
WES.AX	Wesfarmers Limited	X*****0572	Registry Data - Computershare	30/06/2020	255.0000	255.0000	0.0000
WBC.AX	Westpac Banking Corporation	X*****0572	Registry Data - Link	30/06/2020	290.0000	290.0000	0.0000
WPL.AX	Woodside Petroleum Ltd	X*****0572	Registry Data - Computershare	30/06/2020	312.0000	312.0000	0.0000
78200	Units in Listed Unit Trusts (Australian)						
ALX.AX	Atlas Arteria	X*****0572	Registry Data - Computershare	30/06/2020	1,715.0000	1,715.0000	0.0000
GMG.AX	Goodman Group	X*****0572	Registry Data - Computershare	30/06/2020	565.0000	565.0000	0.0000
STW.AX	Spdr S&p/asx 200 Fund	X*****0572	Registry Data - Link	30/06/2020	179.0000	179.0000	0.0000
VGS.AX	Vanguard Msci Index International Shares Etf	X*****0572	Registry Data - Computershare	30/06/2020	412.0000	412.0000	0.0000

MR ANTHONY KYM DREYER + MRS TANYA DREYER <DREYER SUPER FUND
A/C>
67 LAMBERT ROAD
JOSLIN SA 5070

Holdings

At close of business: 30/06/2020

Adviser: Richard Lovell

Trading Account Number: 6623149

Code	Company Name	Closing Price	FX Rate	Quantity	Value
AGL	AGL ENERGY LIMITED.	17.050		335	5,711.750
ALX	ATLAS ARTERIA	6.620		1,715	11,353.300
AMC	AMCOR PLC	14.480		515	7,457.200
ANZ	AUSTRALIA AND NEW ZEALAND BANKING GROUP LIMITED	18.640		327	6,095.280
AZJ	AURIZON HOLDINGS LIMITED	4.920		950	4,674.000
BHP	BHP GROUP LIMITED	35.820		392	14,041.440
BXB	BRAMBLES LIMITED	10.870		885	9,619.950
CSL	CSL LIMITED	287.000		22	6,314.000
GMG	GOODMAN GROUP	14.850		565	8,390.250
IAG	INSURANCE AUSTRALIA GROUP LIMITED	5.770		1,290	7,443.300
JBH	JB HI-FI LIMITED	43.030		198	8,519.940
JHG	JANUS HENDERSON GROUP PLC	30.960		218	6,749.280
JHX	JAMES HARDIE INDUSTRIES PLC	27.520		452	12,439.040
MFG	MAGELLAN FINANCIAL GROUP LIMITED	58.010		143	8,295.430
MIN	MINERAL RESOURCES LIMITED	21.170		575	12,172.750
MQG	MACQUARIE GROUP LIMITED	118.600		79	9,369.400
ORG	ORIGIN ENERGY LIMITED	5.840		960	5,606.400
QAN	QANTAS AIRWAYS LIMITED	3.780		1,390	5,254.200
QBE	QBE INSURANCE GROUP LIMITED	8.860		427	3,783.220
RWC	RELIANCE WORLDWIDE CORPORATION LIMITED	2.940		2,110	6,203.400
STW	SPDR S&P/ASX 200 FUND	54.680		179	9,787.720
SUN	SUNCORP GROUP LIMITED	9.230		520	4,799.600
VGS	VANGUARD MSCI INDEX INTERNATIONAL SHARES ETF	76.870		412	31,670.440
VUK	VIRGIN MONEY UK PLC	1.655		2,450	4,054.750
WBC	WESTPAC BANKING CORPORATION	17.950		290	5,205.500
WES	WESFARMERS LIMITED	44.830		255	11,431.650
WPL	WOODSIDE PETROLEUM LTD	21.650		312	6,754.800
Total					233,197.990

While every effort has been made to provide you with an accurate transaction summary, we give no warranty of accuracy or reliability and take no responsibility for any errors or omissions including by negligence. You should confirm the information, holdings and valuations contained herein. All prices and values are denominated in AUD unless otherwise indicated. Stockbroking services are provided by CMC Markets Stockbroking Limited (ABN 69 081 002 851, AFSL No.246381), a Participant of the ASX Group (Australian Securities Exchange).

Dreyer Superannuation Fund

Investment Summary Report

As at 30 June 2020

Investment	Units	Market Price	Market Value	Average Cost	Accounting Cost	Unrealised Gain/(Loss)	Gain/(Loss)%	Portfolio Weight%
Cash/Bank Accounts								
CBA Premium Business Account ***3311		52,456.630000	52,456.63	52,456.63	52,456.63			6.83 %
			52,456.63		52,456.63		0.00 %	6.83 %
Managed Investments (Australian)								
MYNORTH_ DREYER MyNorth Investment	499,624.24	0.964533	481,904.07	0.94	470,842.71	11,061.36	2.35 %	62.73 %
			481,904.07		470,842.71	11,061.36	2.35 %	62.73 %
Shares in Listed Companies (Australian)								
AGL.AX AGL Energy Limited.	335.00	17.050000	5,711.75	22.38	7,498.70	(1,786.95)	(23.83) %	0.74 %
AMC.AX Amcor Limited	515.00	14.480000	7,457.20	15.59	8,028.17	(570.97)	(7.11) %	0.97 %
AMP.AX AMP Limited	376.00	1.855000	697.48	5.64	2,120.00	(1,422.52)	(67.10) %	0.09 %
AZJ.AX Aurizon Holdings Limited	950.00	4.920000	4,674.00	3.69	3,505.72	1,168.28	33.32 %	0.61 %
ANZ.AX Australia And New Zealand Banking Group Limited	327.00	18.640000	6,095.28	29.11	9,519.20	(3,423.92)	(35.97) %	0.79 %
BHP.AX BHP Group Limited	392.00	35.820000	14,041.44	37.89	14,853.43	(811.99)	(5.47) %	1.83 %
BXB.AX Brambles Limited	885.00	10.870000	9,619.95	11.49	10,171.72	(551.77)	(5.42) %	1.25 %
CSL.AX CSL Limited	22.00	287.000000	6,314.00	289.79	6,375.46	(61.46)	(0.96) %	0.82 %
IAG.AX Insurance Australia Group Limited	1,290.00	5.770000	7,443.30	6.26	8,073.16	(629.86)	(7.80) %	0.97 %
JHX.AX James Hardie Industries Plc	452.00	27.520000	12,439.04	18.86	8,522.88	3,916.16	45.95 %	1.62 %
JHG.AX Janus Henderson Group Plc	218.00	30.960000	6,749.28	32.27	7,035.16	(285.88)	(4.06) %	0.88 %
JBH.AX Jb Hi-fi Limited	198.00	43.030000	8,519.94	40.46	8,011.65	508.29	6.34 %	1.11 %
MQG.AX Macquarie Group Limited	79.00	118.600000	9,369.40	117.96	9,318.88	50.52	0.54 %	1.22 %
MFG.AX Magellan Financial Group Limited	143.00	58.010000	8,295.43	59.82	8,554.31	(258.88)	(3.03) %	1.08 %
MIN.AX Mineral Resources Limited	575.00	21.170000	12,172.75	15.89	9,137.25	3,035.50	33.22 %	1.58 %
ORG.AX Origin Energy Limited	960.00	5.840000	5,606.40	7.36	7,067.68	(1,461.28)	(20.68) %	0.73 %
QAN.AX Qantas Airways Limited	1,390.00	3.780000	5,254.20	5.68	7,897.70	(2,643.50)	(33.47) %	0.68 %
QBE.AX QBE Insurance Group Limited	427.00	8.860000	3,783.22	14.34	6,121.96	(2,338.74)	(38.20) %	0.49 %
RWC.AX Reliance Worldwide Corporation Limited	2,110.00	2.940000	6,203.40	4.00	8,443.52	(2,240.12)	(26.53) %	0.81 %

Dreyer Superannuation Fund

Investment Summary Report

As at 30 June 2020

Investment	Units	Market Price	Market Value	Average Cost	Accounting Cost	Unrealised Gain/(Loss)	Gain/(Loss)%	Portfolio Weight%	
SUN.AX	Suncorp Group Limited	520.00	9.230000	4,799.60	12.20	6,343.21	(1,543.61)	(24.33) %	0.62 %
VUK.AX	Virgin Money Uk Plc	2,450.00	1.655000	4,054.75	4.09	10,010.25	(5,955.50)	(59.49) %	0.53 %
WES.AX	Wesfarmers Limited	255.00	44.830000	11,431.65	34.16	8,711.49	2,720.16	31.22 %	1.49 %
WBC.AX	Westpac Banking Corporation	290.00	17.950000	5,205.50	24.63	7,142.33	(1,936.83)	(27.12) %	0.68 %
WPL.AX	Woodside Petroleum Ltd	312.00	21.650000	6,754.80	35.93	11,210.90	(4,456.10)	(39.75) %	0.88 %
			172,693.76			193,674.73	(20,980.97)	(10.83) %	22.48 %
Units in Listed Unit Trusts (Australian)									
ALX.AX	Atlas Arteria	1,715.00	6.620000	11,353.30	6.49	11,123.10	230.20	2.07 %	1.48 %
GMG.AX	Goodman Group	565.00	14.850000	8,390.25	10.60	5,986.27	2,403.98	40.16 %	1.09 %
STW.AX	Spdr S&p/asx 200 Fund	179.00	54.680000	9,787.72	55.86	9,998.25	(210.53)	(2.11) %	1.27 %
VGS.AX	Vanguard Msci Index International Shares Etf	412.00	76.870000	31,670.44	72.70	29,950.80	1,719.64	5.74 %	4.12 %
			61,201.71			57,058.42	4,143.29	7.26 %	7.97 %
			768,256.17			774,032.49	(5,776.32)	(0.75) %	100.00 %

\$172,693.76 value of listed shares
 + \$61,201.71 value of listed units
 - \$697.48 value of AMP not via CMC markets
 = \$233,197.99 total valuation at 30.6.2020
 a/c77600, a/c78200

78200 - Units in Listed Unit Trusts (Australian)

2020 Financial Year

Preparer Kelly Fu

Reviewer Kelly Fu

Status Completed

Account Code	Description	CY Units	CY Balance	LY Units	LY Balance	Change
VGS.AX	Vanguard Msci Index International Shares Etf	412.000000	\$31,670.44	412.000000	\$30,986.52	2.21%
GMG.AX	Goodman Group	565.000000	\$8,390.25	825.000000	\$12,399.75	(32.34)%
ALX.AX	Atlas Arteria	1715.000000	\$11,353.30	1425.000000	\$11,172.00	1.62%
STW.AX	Spdr S&p/asx 200 Fund	179.000000	\$9,787.72			100%
	TOTAL	CY Units	CY Balance	LY Units	LY Balance	
		2871.000000	\$61,201.71	2662.000000	\$54,558.27	

Supporting Documents

No supporting documents

Standard Checklist

- Attach copies of Statements and Source Documentation
- Attach Investment Movement Report
- Ensure all Investments are valued correctly at June 30
- Ensure the investment is in accordance with the Fund's investment strategy
- Ensure the investment is in accordance with the SIS Act

85000 - Income Tax Payable/Refundable

2020 Financial Year

Preparer Kelly Fu

Reviewer Kelly Fu

Status Completed

Account Code	Description	CY Balance	LY Balance	Change
85000	Income Tax Payable/Refundable	(\$4,234.62)	\$2,554.91	(265.74)%
TOTAL		CY Balance	LY Balance	
		(\$4,234.62)	\$2,554.91	

Supporting Documents

- Statement of Taxable Income [Report](#)
- Tax Reconciliation Report [Report](#)
- 85000 - ATO total PAYGI, ITA, ICA.pdf

Standard Checklist

- Attach Actuarial Certificate (if applicable)
- Attach any other Tax reconciliations
- Attach copy of Exempt Pension Reconciliation (if applicable)
- Attach copy of Non Deductible Expense Reconciliation (if applicable)
- Attach copy of Statement of Taxable Income
- Attach copy of Tax Reconciliation Report
- Confirm Transactions in ATO Portal

Dreyer Superannuation Fund

Statement of Taxable Income

For the year ended 30 June 2020

	2020
	\$
Benefits accrued as a result of operations	211,991.11
Less	
Non Taxable Transfer In	248,367.43
Realised Accounting Capital Gains	(2,958.36)
Accounting Trust Distributions	25,850.19
	<u>271,259.26</u>
Add	
Decrease in MV of investments	48,221.93
Pension Payments	37,600.00
Franking Credits	2,003.48
Foreign Credits	624.50
Net Capital Gains	10,159.00
Taxable Trust Distributions	4,539.66
Distributed Foreign income	5,426.54
	<u>108,575.11</u>
SMSF Annual Return Rounding	(2.96)
Taxable Income or Loss	<u>49,304.00</u>
Income Tax on Taxable Income or Loss	7,395.60
Less	
Franking Credits	2,003.48
Foreign Credits	624.50
	<u>4,767.62</u>
CURRENT TAX OR REFUND	<u>4,767.62</u>
Supervisory Levy	259.00
Income Tax Instalments Paid	(533.00)
AMOUNT DUE OR REFUNDABLE	<u>4,493.62</u>

Dreyer Superannuation Fund

Tax Reconciliation Report

For the year ended 30 June 2020

Tax Return Label	Date	Account Code	Account Name	Amount \$
A - Net capital gain				
				10,158.59
Sub-Total				10,158.59
Ignore Cents				0.59
Total				10,158.00
C - Income - Gross interest				
	01/07/2019	25000/CBA10143311	CBA Premium Business Account ***3311	2.74
	01/08/2019	25000/CBA10143311	CBA Premium Business Account ***3311	0.12
	01/09/2019	25000/CBA10143311	CBA Premium Business Account ***3311	0.14
	01/10/2019	25000/CBA10143311	CBA Premium Business Account ***3311	0.13
	01/11/2019	25000/CBA10143311	CBA Premium Business Account ***3311	0.13
	01/12/2019	25000/CBA10143311	CBA Premium Business Account ***3311	0.11
	01/01/2020	25000/CBA10143311	CBA Premium Business Account ***3311	0.10
	01/02/2020	25000/CBA10143311	CBA Premium Business Account ***3311	0.36
	01/03/2020	25000/CBA10143311	CBA Premium Business Account ***3311	2.06
	09/03/2020	25000/CBATD6807	CBA Term Deposit ***6807	226.11
	01/04/2020	25000/CBA10143311	CBA Premium Business Account ***3311	2.26
	01/05/2020	25000/CBA10143311	CBA Premium Business Account ***3311	2.21
	01/06/2020	25000/CBA10143311	CBA Premium Business Account ***3311	2.27
	09/06/2020	25000/CBATD6807	CBA Term Deposit ***6807	25.43
	09/06/2020	25000/CBATD6807	CBA Term Deposit ***6807	291.87
Sub-Total				556.04
Ignore Cents				0.04
Total				556.00
D1 - Income - Gross foreign income				
	02/08/2019	23900/JHX.AX	James Hardie Industries Plc	69.19
	20/12/2019	23900/JHX.AX	James Hardie Industries Plc	53.10
	30/06/2020	23800/GMG.AX	Goodman Group	55.60
	30/06/2020	23800/VGS.AX	Vanguard Msci Index International Shares Etf	662.05
	30/06/2020	23800/ALX.AX	Atlas Arteria	188.65
	30/06/2020	23800/STW.AX	Spdr S&p/asx 200 Fund	1.55
	30/06/2020	23800/MYNORTH1	MyNorth Investment	5,143.19
Sub-Total				6,173.33
Ignore Cents				0.33
Total				6,173.00
D - Income - Net foreign income				
	02/08/2019	23900/JHX.AX	James Hardie Industries Plc	69.19

Dreyer Superannuation Fund

Tax Reconciliation Report

For the year ended 30 June 2020

Tax Return Label	Date	Account Code	Account Name	Amount \$
D - Income - Net foreign income				
	20/12/2019	23900/JHX.AX	James Hardie Industries Plc	53.10
	30/06/2020	23800/GMG.AX	Goodman Group	55.60
	30/06/2020	23800/VGS.AX	Vanguard Msci Index International Shares Etf	662.05
	30/06/2020	23800/ALX.AX	Atlas Arteria	188.65
	30/06/2020	23800/STW.AX	Spdr S&p/asx 200 Fund	1.55
	30/06/2020	23800/MYNORTH1	MyNorth Investment	5,143.19
Sub-Total				6,173.33
Ignore Cents				0.33
Total				6,173.00
J - Unfranked dividend amount				
	28/08/2019	23900/JHG.AX	Janus Henderson Group Plc	115.26
	20/09/2019	23900/AGL.AX	AGL Energy Limited.	42.88
	23/09/2019	23900/AZJ.AX	Aurizon Holdings Limited	58.40
	30/09/2019	23900/IAG.AX	Insurance Australia Group Limited	77.40
	04/10/2019	23900/QBE.AX	QBE Insurance Group Limited	42.70
	08/10/2019	23900/AMC.AX	Amcor Limited	91.28
	10/10/2019	23900/BXB.AX	Brambles Limited	72.17
	22/10/2019	23900/BXB.AX	Brambles Limited	120.87
	25/11/2019	23900/JHG.AX	Janus Henderson Group Plc	113.49
	17/12/2019	23900/AMC.AX	Amcor Limited	86.01
	18/12/2019	23900/ANZ.AX	Australia And New Zealand Banking Group Limited	78.48
	05/03/2020	23900/JHG.AX	Janus Henderson Group Plc	116.51
	23/03/2020	23900/AZJ.AX	Aurizon Holdings Limited	64.53
	24/03/2020	23900/AMC.AX	Amcor Limited	88.07
	25/03/2020	23900/IAG.AX	Insurance Australia Group Limited	38.70
	27/03/2020	23900/AGL.AX	AGL Energy Limited.	31.49
	09/04/2020	23900/BXB.AX	Brambles Limited	66.59
	09/04/2020	23900/QBE.AX	QBE Insurance Group Limited	80.70
	03/06/2020	23900/JHG.AX	Janus Henderson Group Plc	121.77
	17/06/2020	23900/AMC.AX	Amcor Limited	91.16
Sub-Total				1,598.46
Ignore Cents				0.46
Total				1,598.00
K - Franked dividend amount				
	01/07/2019	23900/ANZ.AX	Australia And New Zealand Banking Group Limited	134.40
	12/09/2019	23900/AWC.AX	Alumina Limited	288.31
	19/09/2019	23900/RIO.AX	RIO Tinto Limited	236.84
	20/09/2019	23900/AGL.AX	AGL Energy Limited.	171.52
	20/09/2019	23900/WPL.AX	Woodside Petroleum Ltd	166.10
	23/09/2019	23900/AZJ.AX	Aurizon Holdings Limited	136.28
	25/09/2019	23900/BHP.AX	BHP Group Limited	445.71

Dreyer Superannuation Fund
Tax Reconciliation Report

For the year ended 30 June 2020

Tax Return Label	Date	Account Code	Account Name	Amount \$
K - Franked dividend amount				
	26/09/2019	23900/REG.AX	Regis Healthcare Limited	145.76
	27/09/2019	23900/ORG.AX	Origin Energy Limited	144.00
	30/09/2019	23900/IAG.AX	Insurance Australia Group Limited	180.60
	04/10/2019	23900/QBE.AX	QBE Insurance Group Limited	64.05
	09/10/2019	23900/WES.AX	Wesfarmers Limited	161.46
	10/10/2019	23900/BXB.AX	Brambles Limited	30.93
	11/10/2019	23900/RWC.AX	Reliance Worldwide Corporation Limited	105.50
	18/12/2019	23900/ANZ.AX	Australia And New Zealand Banking Group Limited	183.12
	20/12/2019	23900/WBC.AX	Westpac Banking Corporation	232.00
	17/03/2020	23900/AWC.AX	Alumina Limited	245.39
	20/03/2020	23900/WPL.AX	Woodside Petroleum Ltd	259.37
	23/03/2020	23900/AZJ.AX	Aurizon Holdings Limited	150.56
	24/03/2020	23900/BHP.AX	BHP Group Limited	389.66
	25/03/2020	23900/IAG.AX	Insurance Australia Group Limited	90.30
	26/03/2020	23900/MIN.AX	Mineral Resources Limited	86.25
	27/03/2020	23900/ORG.AX	Origin Energy Limited	144.00
	27/03/2020	23900/AGL.AX	AGL Energy Limited.	125.96
	31/03/2020	23900/WES.AX	Wesfarmers Limited	155.25
	31/03/2020	23900/SUN.AX	Suncorp Group Limited	82.16
	09/04/2020	23900/BXB.AX	Brambles Limited	28.54
	09/04/2020	23900/QBE.AX	QBE Insurance Group Limited	34.59
Sub-Total				4,618.61
Ignore Cents				0.61
Total				4,618.00
L - Income - Dividend franking credit				
	01/07/2019	23900/ANZ.AX	Australia And New Zealand Banking Group Limited	57.60
	12/09/2019	23900/AWC.AX	Alumina Limited	123.56
	19/09/2019	23900/RIO.AX	RIO Tinto Limited	101.50
	20/09/2019	23900/AGL.AX	AGL Energy Limited.	73.51
	20/09/2019	23900/WPL.AX	Woodside Petroleum Ltd	71.19
	23/09/2019	23900/AZJ.AX	Aurizon Holdings Limited	58.41
	25/09/2019	23900/BHP.AX	BHP Group Limited	191.02
	26/09/2019	23900/REG.AX	Regis Healthcare Limited	62.47
	27/09/2019	23900/ORG.AX	Origin Energy Limited	61.71
	30/09/2019	23900/IAG.AX	Insurance Australia Group Limited	77.40
	04/10/2019	23900/QBE.AX	QBE Insurance Group Limited	27.45
	09/10/2019	23900/WES.AX	Wesfarmers Limited	69.20
	10/10/2019	23900/BXB.AX	Brambles Limited	13.26
	11/10/2019	23900/RWC.AX	Reliance Worldwide Corporation Limited	45.21
	18/12/2019	23900/ANZ.AX	Australia And New Zealand Banking Group Limited	78.48
	20/12/2019	23900/WBC.AX	Westpac Banking Corporation	99.43

Dreyer Superannuation Fund

Tax Reconciliation Report

For the year ended 30 June 2020

Tax Return Label	Date	Account Code	Account Name	Amount \$
L - Income - Dividend franking credit				
	17/03/2020	23900/AWC.AX	Alumina Limited	105.17
	20/03/2020	23900/WPL.AX	Woodside Petroleum Ltd	111.16
	23/03/2020	23900/AZJ.AX	Aurizon Holdings Limited	64.53
	24/03/2020	23900/BHP.AX	BHP Group Limited	167.00
	25/03/2020	23900/IAG.AX	Insurance Australia Group Limited	38.70
	26/03/2020	23900/MIN.AX	Mineral Resources Limited	36.96
	27/03/2020	23900/ORG.AX	Origin Energy Limited	61.71
	27/03/2020	23900/AGL.AX	AGL Energy Limited.	53.98
	31/03/2020	23900/WES.AX	Wesfarmers Limited	66.54
	31/03/2020	23900/SUN.AX	Suncorp Group Limited	35.21
	09/04/2020	23900/BXB.AX	Brambles Limited	12.23
	09/04/2020	23900/QBE.AX	QBE Insurance Group Limited	14.82
Sub-Total				1,979.41
Ignore Cents				0.41
Total				1,979.00
M - Gross trust distributions				
	30/06/2020	23800/GMG.AX	Goodman Group	10.86
	30/06/2020	23800/VGS.AX	Vanguard Msci Index International Shares Etf	3.90
	30/06/2020	23800/STW.AX	Spdr S&p/asx 200 Fund	25.54
	30/06/2020	23800/MYNORTH1	MyNorth Investment	4,523.43
Sub-Total				4,563.73
Ignore Cents				0.73
Total				4,563.00
R1 - Assessable employer contributions				
	02/08/2019	24200/DREANT00001A	(Contributions) Dreyer, Anthony Kym - Accumulation (Accumulation)	1,432.28
	15/08/2019	24200/DREANT00001A	(Contributions) Dreyer, Anthony Kym - Accumulation (Accumulation)	416.67
	02/09/2019	24200/DREANT00001A	(Contributions) Dreyer, Anthony Kym - Accumulation (Accumulation)	900.44
	18/09/2019	24200/DREANT00001A	(Contributions) Dreyer, Anthony Kym - Accumulation (Accumulation)	416.67
	07/10/2019	24200/DREANT00001A	(Contributions) Dreyer, Anthony Kym - Accumulation (Accumulation)	936.44
	15/10/2019	24200/DREANT00001A	(Contributions) Dreyer, Anthony Kym - Accumulation (Accumulation)	416.67
	04/11/2019	24200/DREANT00001A	(Contributions) Dreyer, Anthony Kym - Accumulation (Accumulation)	936.44
	15/11/2019	24200/DREANT00001A	(Contributions) Dreyer, Anthony Kym - Accumulation (Accumulation)	416.67
	06/12/2019	24200/DREANT00001A	(Contributions) Dreyer, Anthony Kym - Accumulation (Accumulation)	941.13
	16/12/2019	24200/DREANT00001A	(Contributions) Dreyer, Anthony Kym - Accumulation (Accumulation)	416.67
	15/01/2020	24200/DREANT00001A	(Contributions) Dreyer, Anthony Kym - Accumulation (Accumulation)	416.67
	29/01/2020	24200/DREANT00001A	(Contributions) Dreyer, Anthony Kym - Accumulation (Accumulation)	941.13
	04/02/2020	24200/DREANT00001A	(Contributions) Dreyer, Anthony Kym - Accumulation (Accumulation)	941.13

Dreyer Superannuation Fund

Tax Reconciliation Report

For the year ended 30 June 2020

Tax Return Label	Date	Account Code	Account Name	Amount \$
R1 - Assessable employer contributions				
	14/02/2020	24200/DREANT00001A	(Contributions) Dreyer, Anthony Kym - Accumulation (Accumulation)	416.67
	06/03/2020	24200/DREANT00001A	(Contributions) Dreyer, Anthony Kym - Accumulation (Accumulation)	941.13
	16/03/2020	24200/DREANT00001A	(Contributions) Dreyer, Anthony Kym - Accumulation (Accumulation)	416.67
	09/04/2020	24200/DREANT00001A	(Contributions) Dreyer, Anthony Kym - Accumulation (Accumulation)	941.13
	15/04/2020	24200/DREANT00001A	(Contributions) Dreyer, Anthony Kym - Accumulation (Accumulation)	416.67
	05/05/2020	24200/DREANT00001A	(Contributions) Dreyer, Anthony Kym - Accumulation (Accumulation)	705.85
	15/05/2020	24200/DREANT00001A	(Contributions) Dreyer, Anthony Kym - Accumulation (Accumulation)	416.67
	10/06/2020	24200/DREANT00001A	(Contributions) Dreyer, Anthony Kym - Accumulation (Accumulation)	760.14
	15/06/2020	24200/DREANT00001A	(Contributions) Dreyer, Anthony Kym - Accumulation (Accumulation)	416.67
	30/06/2020	24200/DREANT00001A	(Contributions) Dreyer, Anthony Kym - Accumulation (Accumulation)	705.85
Sub-Total				15,666.46
Ignore Cents				0.46
Total				15,666.00
R2 - Assessable personal contributions				
	24/07/2019	24200/DRETAN00001A	(Contributions) Dreyer, Tanya - Accumulation (Accumulation)	538.00
	04/06/2020	24200/DRETAN00001A	(Contributions) Dreyer, Tanya - Accumulation (Accumulation)	23,600.00
	04/06/2020	24200/DREANT00001A	(Contributions) Dreyer, Anthony Kym - Accumulation (Accumulation)	9,000.00
	04/06/2020	24200/DRETAN00001A	(Contributions) Dreyer, Tanya - Accumulation (Accumulation)	5,000.00
Sub-Total				38,138.00
Ignore Cents				0.00
Total				38,138.00
R - Assessable contributions (R1 plus R2 plus R3 less R6)				
			Assessable employer contributions	15,666.46
			Assessable personal contributions	38,138.00
Sub-Total				53,804.46
Ignore Cents				0.46
Total				53,804.00
W - GROSS INCOME (Sum of labels A to U)				
				83,449.00
Sub-Total				83,449.00
Ignore Cents				0.00
Total				83,449.00
V - TOTAL ASSESSABLE INCOME (W less Y)				
				83,449.00

Dreyer Superannuation Fund

Tax Reconciliation Report

For the year ended 30 June 2020

Tax Return Label	Date	Account Code	Account Name	Amount \$
V - TOTAL ASSESSABLE INCOME (W less Y)				
Sub-Total				83,449.00
Ignore Cents				0.00
Total				83,449.00
F1 - Expenses - Insurance Premiums				
	11/07/2019	39000/DREANT00001A	(Life Insurance Premiums) Dreyer, Anthony Kym - Accumulation (Acc...	1,086.88
	12/08/2019	39000/DREANT00001A	(Life Insurance Premiums) Dreyer, Anthony Kym - Accumulation (Acc...	1,086.88
	11/09/2019	39000/DREANT00001A	(Life Insurance Premiums) Dreyer, Anthony Kym - Accumulation (Acc...	1,086.88
	11/10/2019	39000/DREANT00001A	(Life Insurance Premiums) Dreyer, Anthony Kym - Accumulation (Acc...	1,086.88
	11/11/2019	39000/DREANT00001A	(Life Insurance Premiums) Dreyer, Anthony Kym - Accumulation (Acc...	1,342.67
	11/12/2019	39000/DREANT00001A	(Life Insurance Premiums) Dreyer, Anthony Kym - Accumulation (Acc...	1,342.67
	13/01/2020	39000/DREANT00001A	(Life Insurance Premiums) Dreyer, Anthony Kym - Accumulation (Acc...	1,342.67
	11/02/2020	39000/DREANT00001A	(Life Insurance Premiums) Dreyer, Anthony Kym - Accumulation (Acc...	1,342.67
	11/03/2020	39000/DREANT00001A	(Life Insurance Premiums) Dreyer, Anthony Kym - Accumulation (Acc...	1,342.67
	14/04/2020	39000/DREANT00001A	(Life Insurance Premiums) Dreyer, Anthony Kym - Accumulation (Acc...	1,342.67
	11/05/2020	39000/DREANT00001A	(Life Insurance Premiums) Dreyer, Anthony Kym - Accumulation (Acc...	1,342.67
	11/06/2020	39000/DREANT00001A	(Life Insurance Premiums) Dreyer, Anthony Kym - Accumulation (Acc...	1,342.67
	11/07/2019	39000/DRETAN00001A	(Life Insurance Premiums) Dreyer, Tanya - Accumulation (Accumulat...	669.18
	12/08/2019	39000/DRETAN00001A	(Life Insurance Premiums) Dreyer, Tanya - Accumulation (Accumulat...	669.18
	11/09/2019	39000/DRETAN00001A	(Life Insurance Premiums) Dreyer, Tanya - Accumulation (Accumulat...	669.18
	11/10/2019	39000/DRETAN00001A	(Life Insurance Premiums) Dreyer, Tanya - Accumulation (Accumulat...	669.18
	11/11/2019	39000/DRETAN00001A	(Life Insurance Premiums) Dreyer, Tanya - Accumulation (Accumulat...	669.18
	11/12/2019	39000/DRETAN00001A	(Life Insurance Premiums) Dreyer, Tanya - Accumulation (Accumulat...	669.18
	13/01/2020	39000/DRETAN00001A	(Life Insurance Premiums) Dreyer, Tanya - Accumulation (Accumulat...	828.59
	11/02/2020	39000/DRETAN00001A	(Life Insurance Premiums) Dreyer, Tanya - Accumulation (Accumulat...	828.59
	11/03/2020	39000/DRETAN00001A	(Life Insurance Premiums) Dreyer, Tanya - Accumulation (Accumulat...	828.59
	14/04/2020	39000/DRETAN00001A	(Life Insurance Premiums) Dreyer, Tanya - Accumulation (Accumulat...	828.59
	11/05/2020	39000/DRETAN00001A	(Life Insurance Premiums) Dreyer, Tanya - Accumulation (Accumulat...	828.59
	11/06/2020	39000/DRETAN00003P	(Life Insurance Premiums) Dreyer, Tanya - Pension (Transition to ...	828.59
Sub-Total				24,075.50
Ignore Cents				0.50
Total				24,075.00
H1 - Expenses - SMSF auditor fee				
	25/11/2019	30700	Auditor's Remuneration	990.00

Dreyer Superannuation Fund

Tax Reconciliation Report

For the year ended 30 June 2020

Tax Return Label	Date	Account Code	Account Name	Amount \$
H1 - Expenses - SMSF auditor fee				
Sub-Total				990.00
Ignore Cents				0.00
Total				990.00
I1 - Expenses - Investment expenses				
	30/06/2020	37500/MYNORTH1	MyNorth Investment	831.58
Sub-Total				831.58
Ignore Cents				0.58
Total				831.00
J1 - Expenses - Management and administration expenses				
	03/07/2019	30900	Advisor Fees	275.00
	05/08/2019	30900	Advisor Fees	275.00
	03/09/2019	30900	Advisor Fees	275.00
	03/10/2019	30900	Advisor Fees	275.00
	04/11/2019	30900	Advisor Fees	275.00
	25/11/2019	30100	Accountancy Fees	2,640.00
	29/11/2019	38000	Insurance	370.00
	03/12/2019	30900	Advisor Fees	275.00
	01/01/2020	31500	Bank Charges	15.00
	03/01/2020	30900	Advisor Fees	275.00
	01/02/2020	31500	Bank Charges	15.00
	03/02/2020	30900	Advisor Fees	275.00
	03/03/2020	30900	Advisor Fees	275.00
	03/04/2020	30900	Advisor Fees	275.00
	04/05/2020	30900	Advisor Fees	275.00
	03/06/2020	30900	Advisor Fees	275.00
	04/06/2020	30900	Advisor Fees	1,650.00
	04/12/2019	30400	ATO Supervisory Levy	259.00
Sub-Total				8,249.00
Ignore Cents				0.00
Total				8,249.00
N - TOTAL DEDUCTIONS				
				34,145.00
Sub-Total				34,145.00
Ignore Cents				0.00
Total				34,145.00
O - TAXABLE INCOME OR LOSS				
				49,304.00
Sub-Total				49,304.00
Ignore Cents				0.00
Total				49,304.00
Z - TOTAL SMSF EXPENSES				

Dreyer Superannuation Fund

Tax Reconciliation Report

For the year ended 30 June 2020

Tax Return Label	Date	Account Code	Account Name	Amount \$
Z - TOTAL SMSF EXPENSES				
				34,145.00
Sub-Total				34,145.00
Ignore Cents				0.00
Total				34,145.00
A - Taxable income				
				49,304.00
Sub-Total				49,304.00
Ignore Cents				0.00
Total				49,304.00
T1 - Tax on taxable income				
				7,395.60
Sub-Total				7,395.60
Ignore Cents				0.00
Total				7,395.60
B - Gross Tax				
				7,395.60
Sub-Total				7,395.60
Ignore Cents				0.00
Total				7,395.60
C1 - Foreign income tax offset				
	30/06/2020	23800/GMG.AX	Goodman Group	0.31
	30/06/2020	23800/VGS.AX	Vanguard Msci Index International Shares Etf	85.02
	30/06/2020	23800/STW.AX	Spdr S&p/asx 200 Fund	0.24
	30/06/2020	23800/MYNORTH1	MyNorth Investment	538.93
Sub-Total				624.50
Ignore Cents				0.00
Total				624.50
C - Non-refundable non-carry forward tax offsets				
				624.50
Sub-Total				624.50
Ignore Cents				0.00
Total				624.50
T2 - SUBTOTAL				
				6,771.10
Sub-Total				6,771.10
Ignore Cents				0.00
Total				6,771.10
T3 - SUBTOTAL 2				
				6,771.10

Dreyer Superannuation Fund
Tax Reconciliation Report

For the year ended 30 June 2020

Tax Return Label	Date	Account Code	Account Name	Amount \$
T3 - SUBTOTAL 2				
Sub-Total				6,771.10
Ignore Cents				0.00
Total				6,771.10
E1 - Complying fund's franking credits tax offset				
	01/07/2019	23900/ANZ.AX	Australia And New Zealand Banking Group Limited	57.60
	12/09/2019	23900/AWC.AX	Alumina Limited	123.56
	19/09/2019	23900/RIO.AX	RIO Tinto Limited	101.50
	20/09/2019	23900/AGL.AX	AGL Energy Limited.	73.51
	20/09/2019	23900/WPL.AX	Woodside Petroleum Ltd	71.19
	23/09/2019	23900/AZJ.AX	Aurizon Holdings Limited	58.41
	25/09/2019	23900/BHP.AX	BHP Group Limited	191.02
	26/09/2019	23900/REG.AX	Regis Healthcare Limited	62.47
	27/09/2019	23900/ORG.AX	Origin Energy Limited	61.71
	30/09/2019	23900/IAG.AX	Insurance Australia Group Limited	77.40
	04/10/2019	23900/QBE.AX	QBE Insurance Group Limited	27.45
	09/10/2019	23900/WES.AX	Wesfarmers Limited	69.20
	10/10/2019	23900/BXB.AX	Brambles Limited	13.26
	11/10/2019	23900/RWC.AX	Reliance Worldwide Corporation Limited	45.21
	18/12/2019	23900/ANZ.AX	Australia And New Zealand Banking Group Limited	78.48
	20/12/2019	23900/WBC.AX	Westpac Banking Corporation	99.43
	17/03/2020	23900/AWC.AX	Alumina Limited	105.17
	20/03/2020	23900/WPL.AX	Woodside Petroleum Ltd	111.16
	23/03/2020	23900/AZJ.AX	Aurizon Holdings Limited	64.53
	24/03/2020	23900/BHP.AX	BHP Group Limited	167.00
	25/03/2020	23900/IAG.AX	Insurance Australia Group Limited	38.70
	26/03/2020	23900/MIN.AX	Mineral Resources Limited	36.96
	27/03/2020	23900/ORG.AX	Origin Energy Limited	61.71
	27/03/2020	23900/AGL.AX	AGL Energy Limited.	53.98
	31/03/2020	23900/WES.AX	Wesfarmers Limited	66.54
	31/03/2020	23900/SUN.AX	Suncorp Group Limited	35.21
	09/04/2020	23900/BXB.AX	Brambles Limited	12.23
	09/04/2020	23900/QBE.AX	QBE Insurance Group Limited	14.82
	30/06/2020	23800/STW.AX	Spdr S&p/asx 200 Fund	10.52
	30/06/2020	23800/MYNORTH1	MyNorth Investment	13.55
Sub-Total				2,003.48
Ignore Cents				0.00
Total				2,003.48
E - Refundable tax offsets				2,003.48

Dreyer Superannuation Fund
Tax Reconciliation Report

For the year ended 30 June 2020

Tax Return Label	Date	Account Code	Account Name	Amount \$
E - Refundable tax offsets				
Sub-Total				2,003.48
Ignore Cents				0.00
Total				2,003.48
T5 - TAX PAYABLE				
				4,767.62
Sub-Total				4,767.62
Ignore Cents				0.00
Total				4,767.62
K - PAYG instalments raised				
	22/10/2019	85000	Income Tax Payable/Refundable	533.00
Sub-Total				533.00
Ignore Cents				0.00
Total				533.00
L - Supervisory levy				
				259.00
Sub-Total				259.00
Ignore Cents				0.00
Total				259.00
S - AMOUNT DUE OR REFUNDABLE				
				4,493.62
Sub-Total				4,493.62
Ignore Cents				0.00
Total				4,493.62



Australian Government
Australian Taxation Office

PAYG Instalments report 2020

Tax Agent 25452589
Last Updated 13/03/2021

TFN	Client Name	Quarter 1 (\$)	Quarter 2 (\$)	Quarter 3 (\$)	Quarter 4 (\$)	Total Instalment (\$)
752925212	DREYER SUPERANNUATION FUND	533.00	Not Applicable	Not Applicable	Not Applicable	533.00

Total No of Clients: 1



Australian Government
Australian Taxation Office

Agent PDK FINANCIAL SYNERGY PTY LTD
Client DREYER SUPERANNUATION FUND
ABN 74 024 921 508
TFN 752 925 212

Income tax 551

Date generated	19/03/2021
Overdue	\$0.00
Not yet due	\$0.00
Balance	\$0.00

Transactions

2 results found - from **01 July 2019** to **19 March 2021** sorted by **processed date** ordered **newest to oldest**

Processed date	Effective date	Description	Debit (DR)	Credit (CR)	Balance
29 Nov 2019	4 Dec 2019	EFT refund for Income Tax for the period from 01 Jul 18 to 30 Jun 19	\$2,295.91		\$0.00
26 Nov 2019	26 Nov 2019	Tax return Self Man Superfund - Income Tax for the period from 01 Jul 18 to 30 Jun 19		\$2,295.91	\$2,295.91 CR



Australian Government
Australian Taxation Office

Agent PDK FINANCIAL SYNERGY PTY LTD
Client DREYER SUPERANNUATION FUND
ABN 74 024 921 508
TFN 752 925 212

Activity statement 001

Date generated	19/03/2021
Overdue	\$0.00
Not yet due	\$0.00
Balance	\$0.00

Transactions

4 results found - from **01 July 2019** to **19 March 2021** sorted by **processed date** ordered **newest to oldest**

Processed date	Effective date	Description	Debit (DR)	Credit (CR)	Balance
3 Nov 2019	28 Oct 2019	Original Activity Statement for the period ending 30 Sep 19 - PAYG Instalments	\$533.00		\$0.00
23 Oct 2019	22 Oct 2019	Payment		\$533.00	\$533.00 CR
9 Sep 2019	29 Jul 2019	Original Activity Statement for the period ending 30 Jun 19 - PAYG Instalments	\$538.00		\$0.00
24 Jul 2019	24 Jul 2019	Payment		\$538.00	\$538.00 CR

86000 - PAYG Payable

2020 Financial Year

Preparer Kelly Fu

Reviewer Kelly Fu

Status N/A - Not Applicable

Account Code	Description	CY Balance	LY Balance	Change
86000	PAYG Payable		(\$538.00)	100%
TOTAL		CY Balance	LY Balance	
			(\$538.00)	

Supporting Documents

No supporting documents

Standard Checklist

- Attach copy of PAYG Payment Summary
- Confirm Transactions in ATO Portal

89000 - Deferred Tax Liability/Asset

2020 Financial Year

Preparer Kelly Fu

Reviewer Kelly Fu

Status Completed

Account Code	Description	CY Balance	LY Balance	Change
89000	Deferred Tax Liability/Asset	\$1,326.87	(\$3,842.07)	(134.54)%
TOTAL		CY Balance	LY Balance	
		\$1,326.87	(\$3,842.07)	

Supporting Documents

○ Deferred Tax Reconciliation Report [Report](#)

Standard Checklist

- Attach all source documentation and confirmations of Liability
- Attach copy of Deferred Tax Reconciliation Report

Dreyer Superannuation Fund

Deferred Tax Reconciliation

For The Period 01 July 2019 - 30 June 2020

Investment Code	Investment Name	Revaluation/Tax Deferred	Permanent Difference (Non-Assessable)	Temporary Difference (Assessable)	Temporary Difference (Accumulation Portion)
Revaluations					
CYB.AX	Cybg Plc	1,631.25	543.75	1,087.50	1,087.50
CSL.AX	CSL Limited	(61.46)	(20.48)	(40.98)	(40.98)
MYNORTH1	MyNorth Investment	(20,299.99)	(6,766.67)	(13,533.32)	(13,533.32)
AGL.AX	AGL Energy Limited.	(991.60)	(330.53)	(661.07)	(661.07)
AMP.AX	AMP Limited	(99.64)	(33.21)	(66.43)	(66.43)
SUN.AX	Suncorp Group Limited	(1,543.61)	(514.53)	(1,029.08)	(1,029.08)
IAG.AX	Insurance Australia Group Limited	(3,212.10)	(1,070.70)	(2,141.40)	(2,141.40)
RWC.AX	Reliance Worldwide Corporation Limited	(1,223.80)	(407.93)	(815.87)	(815.87)
ORG.AX	Origin Energy Limited	(1,411.20)	(470.40)	(940.80)	(940.80)
AZJ.AX	Aurizon Holdings Limited	958.95	319.65	639.30	639.30
QAN.AX	Qantas Airways Limited	(2,643.50)	(881.16)	(1,762.34)	(1,762.34)
MQG.AX	Macquarie Group Limited	50.52	16.84	33.68	33.68
JBH.AX	Jb Hi-fi Limited	508.29	169.43	338.86	338.86
BHP.AX	BHP Group Limited	(2,093.28)	(697.76)	(1,395.52)	(1,395.52)
JHG.AX	Janus Henderson Group Plc	146.06	48.69	97.37	97.37
GMG.AX	Goodman Group	(2,374.86)	(791.62)	(1,583.24)	(1,583.24)
STW.AX	Spdr S&p/asx 200 Fund	(210.53)	(70.18)	(140.35)	(140.35)
ANZ.AX	Australia And New Zealand Banking Group Limited	(3,129.39)	(1,043.13)	(2,086.26)	(2,086.26)
VUK.AX	Virgin Money Uk Plc	(5,955.50)	(1,985.17)	(3,970.33)	(3,970.33)
WES.AX	Wesfarmers Limited	1,899.53	633.18	1,266.35	1,266.35

Dreyer Superannuation Fund

Deferred Tax Reconciliation

For The Period 01 July 2019 - 30 June 2020

Investment Code	Investment Name	Revaluation/Tax Deferred	Permanent Difference (Non-Assessable)	Temporary Difference (Assessable)	Temporary Difference (Accumulation Portion)
AMC.AX	Amcor Limited	(880.65)	(293.55)	(587.10)	(587.10)
QBE.AX	QBE Insurance Group Limited	(1,268.19)	(422.73)	(845.46)	(845.46)
REG.AX	Regis Healthcare Limited	1,444.73	481.58	963.15	963.15
VGS.AX	Vanguard Msci Index International Shares Etf	683.92	227.97	455.95	455.95
AWC.AX	Alumina Limited	338.87	112.96	225.91	225.91
JHX.AX	James Hardie Industries Plc	3,986.64	1,328.88	2,657.76	2,657.76
BXB.AX	Brambles Limited	(1,451.53)	(483.84)	(967.69)	(967.69)
WPL.AX	Woodside Petroleum Ltd	(4,589.52)	(1,529.84)	(3,059.68)	(3,059.68)
DLX.AX	Duluxgroup Limited	(3,323.55)	(1,107.85)	(2,215.70)	(2,215.70)
MFG.AX	Magellan Financial Group Limited	(258.88)	(86.29)	(172.59)	(172.59)
ALX.AX	Atlas Arteria	(1,827.10)	(609.03)	(1,218.07)	(1,218.07)
RIO.AX	RIO Tinto Limited	(1,037.41)	(345.80)	(691.61)	(691.61)
WBC.AX	Westpac Banking Corporation	(3,018.90)	(1,006.30)	(2,012.60)	(2,012.60)
MIN.AX	Mineral Resources Limited	3,035.50	1,011.84	2,023.66	2,023.66
		(48,221.93)	(16,073.93)	(32,148.00)	(32,148.00)
Tax Deferred Distributions					
GMG.AX	Goodman Group	(60.02)	0.00	(60.02)	(60.02)
GMG.AX	Goodman Group	27.89	0.00	27.89	27.89
GMG.AX	Goodman Group	18.59	0.00	18.59	18.59
MYNORTH1	MyNorth Investment	(79.35)	0.00	(79.35)	(79.35)
MYNORTH1	MyNorth Investment	(0.00)	0.00	(0.00)	(0.00)

Dreyer Superannuation Fund
Deferred Tax Reconciliation

For The Period 01 July 2019 - 30 June 2020

Investment Code	Investment Name	Revaluation/Tax Deferred	Permanent Difference (Non-Assessable)	Temporary Difference (Assessable)	Temporary Difference (Accumulation Portion)
MYNORTH1	MyNorth Investment	(78.25)	0.00	(78.25)	(78.25)
MYNORTH1	MyNorth Investment	(386.08)	0.00	(386.08)	(386.08)
MYNORTH1	MyNorth Investment	(89.11)	0.00	(89.11)	(89.11)
MYNORTH1	MyNorth Investment	(166.84)	0.00	(166.84)	(166.84)
MYNORTH1	MyNorth Investment	(477.87)	0.00	(477.87)	(477.87)
MYNORTH1	MyNorth Investment	(8.23)	0.00	(8.23)	(8.23)
MYNORTH1	MyNorth Investment	(873.14)	0.00	(873.14)	(873.14)
MYNORTH1	MyNorth Investment	(70.21)	0.00	(70.21)	(70.21)
MYNORTH1	MyNorth Investment	(66.94)	0.00	(66.94)	(66.94)
STW.AX	Spdr S&p/asx 200 Fund	3.30	0.00	3.30	3.30
VGS.AX	Vanguard Msci Index International Shares Etf	(5.40)	0.00	(5.40)	(5.40)
		(2,311.65)	0.00	(2,311.65)	(2,311.65)
Total		(50,533.58)	(16,073.93)	(34,459.65)	(34,459.65)

Deferred Tax Liability (Asset) Summary

Opening Balance	3,842.07
Current Year Transactions	(5,168.95)
Total Capital Losses	0.00
Total Tax Losses	0.00
Deferred Tax WriteBacks/Adjustment	0.00
Capital Loss carried forward recouped	0.00
Tax Loss carried forward recouped	0.00

Closing Balance

(1,326.88)

A - Financial Statements

2020 Financial Year

Preparer Kelly Fu

Reviewer Kelly Fu

Status N/A - Not Applicable

Supporting Documents

No supporting documents

Standard Checklist

- Attach copy of Financial Statements
- Attach copy of SMSF Annual Return

B - Permanent Documents

2020 Financial Year

Preparer Kelly Fu

Reviewer Kelly Fu

Status N/A - Not Applicable

Supporting Documents

- Fund Summary Report Report

Standard Checklist

- Attach latest copy of ASIC annual company statement (if corporate trustee)
- Ensure latest copies of ATO Trustee Declarations and ATO confirmation that the fund is a regulated fund is attached.
- Ensure latest copies of trustee consents, member consents and registers are attached
- Ensure latest copy of trust deed (including amendments) are attached
- Use [Australian Business Register](#) to ensure details are correct
- Use [Super Fund Lookup](#) to check the eligibility to receive rollovers and contributions

Dreyer Superannuation Fund

Fund Summary Report

As at 30 June 2020

Fund Details

Date Formed: 21/06/2000
Tax File Number: Provided
ABN: 74024921508

Period: 01/07/2019 - 30/06/2020
Fund Type: SMSF
GST Registered: No

Postal Address:

67 Lambert Road
Joslin, South Australia 5070

Physical Address:

67 Lambert Road
Joslin, South Australia 5070

Members

Number of Members: 2

Name	Age	Member Accounts	Pension Accounts	Tax File Number	Beneficiary Details
Dreyer, Anthony Kym	61	2	1	Provided	Not Provided
Dreyer, Tanya	60	2	1	Provided	Not Provided

Fund Relationships

Relationship Type	Contact
Auditor	Boys, Anthony William
Fund Contact	Dreyer, Anthony Kym
Other	Dreyer, Anthony Kym
Tax Agent	PDK Financial Synergy Pty Ltd
Trustee	Dreyer, Anthony Kym
Trustee	Dreyer, Tanya

C - Other Documents

2020 Financial Year

Preparer Kelly Fu

Reviewer Kelly Fu

Status N/A - Not Applicable

Supporting Documents

No supporting documents

Standard Checklist

- Attach copy of any SOAs issued during the Financial Year
- Attach copy of Investment Strategy
- Attach signed Engagement Letter
- Attach signed Trustee Representation Letter
- Attach Trustee Minutes prepared during the year

D - Pension Documentation

2020 Financial Year

Preparer Kelly Fu

Reviewer Kelly Fu

Status N/A - Not Applicable

Supporting Documents

- Pension Summary Report Report
- 2020 Commencement of TTR Pension - Kym.pdf
- 2020 Commencement of TTR Pension - Tanya.pdf

Standard Checklist

- Attach Actuarial Certificate
- Attach documentation supporting any pensions commenced during the financial year
- Attach documentation supporting any pensions commuted during the financial year
- Ensure correct Transfer Balance Account Reports have been lodged with the ATO

Dreyer Superannuation Fund
Pension Summary

As at 30 June 2020

Member Name : Dreyer, Anthony Kym

Member Age : 61* (Date of Birth : 21/11/1958)

Member Code	Pension Type	Pension Start Date	Tax Free	Min / PF	Minimum	Maximum	Gross Pension Payments	PAYG	Net Pension Payment	Amount to reach Minimum
DREANT00003P	Transition to Retirement Pension	05/06/2020	11.21%	0.00%	\$0.00	\$49,993.33	\$23,600.00	\$0.00	\$23,600.00	NIL

					\$0.00	\$49,993.33	\$23,600.00	\$0.00	\$23,600.00	\$0.00
--	--	--	--	--	--------	-------------	-------------	--------	-------------	--------

Member Name : Dreyer, Tanya

Member Age : 60* (Date of Birth : 05/01/1960)

Member Code	Pension Type	Pension Start Date	Tax Free	Min / PF	Minimum	Maximum	Gross Pension Payments	PAYG	Net Pension Payment	Amount to reach Minimum
DRETAN00003P	Transition to Retirement Pension	05/06/2020	3.40%	0.00%	\$0.00	\$32,797.45	\$14,000.00	\$0.00	\$14,000.00	NIL

					\$0.00	\$32,797.45	\$14,000.00	\$0.00	\$14,000.00	\$0.00
--	--	--	--	--	--------	-------------	-------------	--------	-------------	--------

Total :

					\$0.00	\$82,790.78	\$37,600.00	\$0.00	\$37,600.00	\$0.00
--	--	--	--	--	--------	-------------	-------------	--------	-------------	--------

*Age as at 01/07/2019 or pension start date for new pensions.

30 June 2020

Anthony Kym Dreyer
67 Lambert Road
Joslin, South Australia 5070

Dear Sir/Madam

**Dreyer Superannuation Fund
Commencement of Transition to Retirement Pension**

I hereby request the trustee to commence a Transition to Retirement Pension with a commencement date of 05/06/2020 with \$499,933.26 of the superannuation benefits standing to my member's account in the fund. The pension does not have a reversionary beneficiary.

This balance contains:

a Taxable Balance of: \$443,868.02; and

a Tax Free Balance of: \$56,065.24.

Tax Free proportion: 11.21%.

I have reached my preservation age and have currently satisfied the condition of release of attaining preservation age under the SIS Act.

I agree to withdraw at least my minimum pension of at least and will not exceed my maximum allowable threshold for the current period.

If you have any queries with regard to the above, please do not hesitate to contact me.

Yours sincerely

.....
Anthony Kym Dreyer
67 Lambert Road, Joslin, South Australia 5070

30 June 2020

Dreyer Superannuation Fund
Anthony Kym Dreyer
67 Lambert Road, Joslin, South Australia 5070

Dear Sir/Madam

**Dreyer Superannuation Fund
Commencement of Transition to Retirement Pension**

Anthony Kym Dreyer and Tanya Dreyer as trustee for Dreyer Superannuation Fund acknowledges that Anthony Kym Dreyer has advised their intention to commence a new Transition to Retirement Pension on 05/06/2020. The pension does not have a reversionary beneficiary.

The Trustee(s) has agreed to this and has taken action to ensure the following:

- The member's minimum pension payments are to be made at least annually
- An amount or percentage of the pension will not be prescribed as being left-over when the pension ceases
- The pension can be transferred only on the death of the pensioner to one of their dependants or cashed as a lump sum to the pensioner's estate.
- The Trustee(s) will comply with ATO obligations such as PAYG withholding and payment summary obligations
- You have reached your preservation age and satisfied the condition of release of attaining preservation age under the SIS Act.
- Establish that the fund's trust deed provides for payment of this pension to the member.

The trustee(s) have agreed to pay your pension payment for the current year of at least . The frequency will be at the trustee's discretion however will be at minimum an annual payment.

If you have any queries with regard to the above, please do not hesitate to contact me.

Yours sincerely

.....
Anthony Kym Dreyer

.....
Tanya Dreyer

Minutes of a Meeting of the Trustee(s)

held on 30 June 2020 at 67 Lambert Road, Joslin, South Australia 5070

- PRESENT:** Anthony Kym Dreyer and Tanya Dreyer
- PENSION COMMENCEMENT:** Anthony Kym Dreyer wishes to commence a new Transition to Retirement Pension with a commencement date of 05/06/2020.
- The Pension Account Balance used to support this pension will be \$499,933.26, consisting of:
- Taxable amount of \$443,868.02; and
 - Tax Free amount of \$56,065.24
 - Tax Free proportion: 11.21%.
- CONDITION OF RELEASE:** It was resolved that the member has satisfied the condition of release of attaining preservation age and was entitled to access their benefits on their Transition to Retirement Pension.
- TRUSTEE ACKNOWLEDGEMENT:** It was resolved that Trustee(s) have agreed to this and has taken action to ensure the following:
- The member's minimum pension payments are to be made at least annually
 - An amount or percentage of the pension will not be prescribed as being left-over when the pension ceases
 - The pension can be transferred only on the death of the pensioner to one of their dependants or cashed as a lump sum to the pensioner's estate
 - The Trustee(s) will comply with ATO obligations such as PAYG withholding and payment summary obligations
 - The fund's trust deed provides for payment of this pension to the member
 - The Trustee(s) will notify the member, in writing, of their pension amount and assessable amount each year
- REVERSIONARY:** The pension does not have a reversionary beneficiary.
- PAYMENT:** It was resolved that the trustees have agreed to pay the pension payment for the current year of at least in the frequency of at least an annual payment.
- CLOSURE:** Signed by the trustee(s) pursuant to the Fund Deed.

.....
Anthony Kym Dreyer
Chairperson

30 June 2020

Anthony Kym Dreyer
67 Lambert Road
Joslin, South Australia 5070

Dear Sir/Madam

**Dreyer Superannuation Fund
Commencement of Transition to Retirement Pension**

I hereby request the trustee to commence a Transition to Retirement Pension with a commencement date of 05/06/2020 with \$327,974.54 of the superannuation benefits standing to my member's account in the fund. The pension does not have a reversionary beneficiary.

This balance contains:

a Taxable Balance of: \$316,816.23; and

a Tax Free Balance of: \$11,158.31.

Tax Free proportion: 3.40%.

I have reached my preservation age and have currently satisfied the condition of release of attaining preservation age under the SIS Act.

I agree to withdraw at least my minimum pension of at least and will not exceed my maximum allowable threshold for the current period.

If you have any queries with regard to the above, please do not hesitate to contact me.

Yours sincerely

.....
Tanya Dreyer
67 Lambert Road, Joslin, South Australia 5070

30 June 2020

Dreyer Superannuation Fund
Tanya Dreyer
67 Lambert Road, Joslin, South Australia 5070

Dear Sir/Madam

**Dreyer Superannuation Fund
Commencement of Transition to Retirement Pension**

Anthony Kym Dreyer and Tanya Dreyer as trustee for Dreyer Superannuation Fund acknowledges that Tanya Dreyer has advised their intention to commence a new Transition to Retirement Pension on 05/06/2020. The pension does not have a reversionary beneficiary.

The Trustee(s) has agreed to this and has taken action to ensure the following:

- The member's minimum pension payments are to be made at least annually
- An amount or percentage of the pension will not be prescribed as being left-over when the pension ceases
- The pension can be transferred only on the death of the pensioner to one of their dependants or cashed as a lump sum to the pensioner's estate.
- The Trustee(s) will comply with ATO obligations such as PAYG withholding and payment summary obligations
- You have reached your preservation age and satisfied the condition of release of attaining preservation age under the SIS Act.
- Establish that the fund's trust deed provides for payment of this pension to the member.

The trustee(s) have agreed to pay your pension payment for the current year of at least . The frequency will be at the trustee's discretion however will be at minimum an annual payment.

If you have any queries with regard to the above, please do not hesitate to contact me.

Yours sincerely

.....
Anthony Kym Dreyer

.....
Tanya Dreyer

Minutes of a Meeting of the Trustee(s)

held on 30 June 2020 at 67 Lambert Road, Joslin, South Australia 5070

- PRESENT:** Anthony Kym Dreyer and Tanya Dreyer
- PENSION COMMENCEMENT:** Tanya Dreyer wishes to commence a new Transition to Retirement Pension with a commencement date of 05/06/2020.
- The Pension Account Balance used to support this pension will be \$327,974.54, consisting of:
- Taxable amount of \$316,816.23; and
 - Tax Free amount of \$11,158.31
 - Tax Free proportion: 3.40%.
- CONDITION OF RELEASE:** It was resolved that the member has satisfied the condition of release of attaining preservation age and was entitled to access their benefits on their Transition to Retirement Pension.
- TRUSTEE ACKNOWLEDGEMENT:** It was resolved that Trustee(s) have agreed to this and has taken action to ensure the following:
- The member's minimum pension payments are to be made at least annually
 - An amount or percentage of the pension will not be prescribed as being left-over when the pension ceases
 - The pension can be transferred only on the death of the pensioner to one of their dependants or cashed as a lump sum to the pensioner's estate
 - The Trustee(s) will comply with ATO obligations such as PAYG withholding and payment summary obligations
 - The fund's trust deed provides for payment of this pension to the member
 - The Trustee(s) will notify the member, in writing, of their pension amount and assessable amount each year
- REVERSIONARY:** The pension does not have a reversionary beneficiary.
- PAYMENT:** It was resolved that the trustees have agreed to pay the pension payment for the current year of at least in the frequency of at least an annual payment.
- CLOSURE:** Signed by the trustee(s) pursuant to the Fund Deed.

.....
Anthony Kym Dreyer
Chairperson

E - Estate Planning

2020 Financial Year

Preparer Kelly Fu

Reviewer Kelly Fu

Status N/A - Not Applicable

Supporting Documents

No supporting documents

Standard Checklist

- Attach Death Benefit Nominations (if applicable)
- Attach Life Insurance Policies (if applicable)
- Attach Reversionary Pension documentation (if applicable)
- Attach SMSF Will (if applicable)
- Review current Estate planning to ensure it matches wishes of members