

Coull & Prior Taxation Consultants
Superannuation Fund Working Papers Index

Fund BRIMAGE FAMILY SIF Code Balance Date... 30.6.19

SECTION	DESCRIPTION	WORKPAPER
A	Final Trial Balance	A to A1
	Journals	to
B	Bank Reconciliations and Bank Statements	B1 to B2
		to
		to
C	Accrued Liabilities	to
D	Distributions/Dividends Receivable	D to D1
E	Investment/Assets Register/Depreciation Schedule	E to E1
F	Lump Sum Payments	to
G	PAYG Payment Summaries	G to -
H	Pension Min/Max Calculations	H to H1
I	Investment Summary Report – Market Values	to
J	Investment Income Report – Dividend & Distribution Statements	to
K	GST Reconciliation and Business Act. Statements	to
L	Income Tax Reconciliation (ICA/ITA)	L to L10
M	Members Balances	M to M-
N	Binding Death Nominations	to
O	ATO Revenue report	to
P	PAYG Instalments	to
Q	Sec 82 Statements	to
R	Roll Overs <u>ACTUARIAL</u>	R to -
S	Investment Sales Reports– Capital Gain (Loss)	S1 to S2
T	Expenses	to
U	Rates Notice	to
V	Balance Forward Report	to
W	Create Entries Report <u>(PDF)</u>	to
X	Sundry Documents/Interview Notes/Client supplied records	to
Y	Contributions – see <u>(M)</u>	to
Z	<u>Dividends</u>	Z to -
AA	<u>expenses</u>	AA-1 To AA2
AB	<u>Other Income</u>	AB to
	<u>General ledger (PDF)</u>	
	<u>Tax Return (PDF)</u>	

Prepared by:

BRIMAGE FAMILY SUPER FUND

Trial Balance

As at 30 June 2019

A
Final

Last Year	Code	Account Name	Units	Debits	Credits
				\$	\$
	23800	Distributions Received			
(2,215.12)	23800/AMP1180AU	AMP Capital Core Infrastructure Fund - Off-platform Class H			D 2,325.41
(4,591.98)	23800/AMP1285AU	AMP Capital Corporate Bond Fund - Off-platform Class H			4,305.20
	23800/BFL0004AU1	Bennelong Ex-20 Aust Equities Fd			1,297.83
(2,467.11)	23800/BFL0010AU	Bennelong Kardinia Absolute Return Fund			710.03
(1,793.17)	23800/BTA0419AU	Pendal Global Emerging Markets Opportunities Fund - Wholesale (BT)			1,524.22
	23800/ETL0016AU	PIMCO Diversified Fixed Interest Fund - Wholesale Class			5,940.07
(3,726.87)	23800/FHT0030AU	The Montgomery Fund			2,258.09
(4,213.03)	23800/MGE0001AU	Magellan Global Fund			2,997.52
	23800/NML0001AU1	AMP Capital Wsale Aust'n Prop Fd			5,524.26
(4,321.23)	23800/PER0072AU	Perpetual Wholesale Share Plus Long Short Fund			1,614.65
(1,515.03)	23800/PER0260AU	Perpetual Wholesale Diversified Income Fund			4,399.26
(5,353.17)	23800/PLA0004AU1	Platinum Asia Fund			1,156.27
	23900	Dividends Received			
(941.72)	23900/ANZ.AX	ANZ Banking Group Ltd FPO			Z 659.20
(732.38)	23900/BHP.AX	Bhp Billiton Limited - Ordinary Fully Paid			7,995.59
(899.93)	23900/RIO.AX	Rio Tinto Limited			1,307.93
(101.46)	23900/S32.AX	South32 Limited			75.72
(1,095.78)	23900/WBC.AX	Westpac Banking Corporation			1,150.56
(373.69)	23900/WPL.AX	Woodside Petroleum Limited			419.70
	24200	Contributions			
(4,787.00)	24200/BRIMAR00002A	(Contributions) Brimage, Martyn - Accumulation			M 88,057.35
	24200/WILROB00001A	(Contributions) Wilkes-Brimage, Roberta - Accumulation			M 70,000.00
(20,383.68)	24700	Changes in Market Values of Investments			S 2,570.22
	25000	Interest Received			
(2,193.98)	25000/BRIMAGE_ADE LAIDEBAN1	Adelaide Bank Term Deposit 040755939			
(1,384.94)	25000/BRIMAGE_ADE LAIDEBANK	Adelaide Bank Term Deposit 040764161			
(3,315.60)	25000/UBank 20-385-6933	UBank 20-385-6933			B2 972.83



BRIMAGE FAMILY SUPER FUND

Trial Balance

As at 30 June 2019

Last Year	Code	Account Name	Units	Debits	Credits
				\$	\$
(534.73)	25000/acquarie Cash Manag2	Macquarie Cash Management Account 961458320			BI 1,850.78
	26500	Other Investment Income			
	26500/UBank 20-385-6933	UBank 20-385-6933			AB 20.00
	28500	Transfers In			
(15,186.06)	28500/BRIMAR00002A	(Transfers In) Brimage, Martyn - Accumulation			
1,485.00	30100	Accountancy Fees		1,760.00	AA1
2,499.96	30200	Administration Costs		2,499.96	AA2
	30400	ATO Supervisory Levy		259.00	
440.00	30700	Auditor's Remuneration		440.00	AA1
5.00	31500	Bank Charges		15.00	
	37500	Investment Expenses			
	37500/BHP.AX	Bhp Billiton Limited - Ordinary Fully Paid		1,216.72	Z
	41600	Pensions Paid			
33,684.00	41600/BRIMAR00001P	(Pensions Paid) Brimage, Martyn - Pension (Pension)			
	41600/BRIMAR00003P	(Pensions Paid) Brimage, Martyn - Pension (Account Based Pension 2)		33,684.00	H/G
4,390.05	48500	Income Tax Expense		130.74	L7/L9
39,623.65	49000	Profit/Loss Allocation Account		169,127.27	
	50010	Opening Balance			
(833,379.31)	50010/BRIMAR00001P	(Opening Balance) Brimage, Martyn - Pension (Pension)			848,539.59
(94,168.41)	50010/BRIMAR00002A	(Opening Balance) Brimage, Martyn - Accumulation			118,631.78
(0.01)	50010/WILROB00001A	(Opening Balance) Wilkes-Brimage, Roberta - Accumulation			0.01
	52420	Contributions			
(4,787.00)	52420/BRIMAR00002A	(Contributions) Brimage, Martyn - Accumulation			88,057.35
	52420/WILROB00001A	(Contributions) Wilkes-Brimage, Roberta - Accumulation			70,000.00
	52850	Transfers In			
(15,186.06)	52850/BRIMAR00002A	(Transfers In) Brimage, Martyn - Accumulation			0.00
	53100	Share of Profit/(Loss)			
(51,421.52)	53100/BRIMAR00001P	(Share of Profit/(Loss)) Brimage, Martyn - Pension (Pension)			0.00

BRIMAGE FAMILY SUPER FUND

Trial Balance

As at 30 June 2019

Last Year	Code	Account Name	Units	Debits \$	Credits \$
(6,303.12)	53100/BRIMAR00002A	(Share of Profit/(Loss)) Brimage, Martyn - Accumulation			36,385.58
	53100/BRIMAR00003P	(Share of Profit/(Loss)) Brimage, Martyn - Pension (Account Based Pension 2)			12,870.36
0.00	53100/WILROB00001A	(Share of Profit/(Loss)) Wilkes-Brimage, Roberta - Accumulation			2,414.54
	53330	Income Tax			
2,577.24	53330/BRIMAR00001P	(Income Tax) Brimage, Martyn - Pension (Pension)			0.00
1,812.81	53330/BRIMAR00002A	(Income Tax) Brimage, Martyn - Accumulation			532.32
	53330/BRIMAR00003P	(Income Tax) Brimage, Martyn - Pension (Account Based Pension 2)		1,238.52	
	53330/WILROB00001A	(Income Tax) Wilkes-Brimage, Roberta - Accumulation		351.77	
	53800	Contributions Tax			
0.00	53800/BRIMAR00002A	(Contributions Tax) Brimage, Martyn - Accumulation		3,608.59	
	53800/WILROB00001A	(Contributions Tax) Wilkes-Brimage, Roberta - Accumulation		2,250.00	
	54160	Pensions Paid			
33,684.00	54160/BRIMAR00001P	(Pensions Paid) Brimage, Martyn - Pension (Pension)			0.00
	54160/BRIMAR00003P	(Pensions Paid) Brimage, Martyn - Pension (Account Based Pension 2)		33,684.00	
	56100	Internal Transfers In			
	56100/BRIMAR00002A	(Internal Transfers In) Brimage, Martyn - Accumulation			1,793,658.80
	56100/BRIMAR00003P	(Internal Transfers In) Brimage, Martyn - Pension (Account Based Pension 2)			967,171.37
	57100	Internal Transfers Out			
	57100/BRIMAR00001P	(Internal Transfers Out) Brimage, Martyn - Pension (Pension)		848,539.59	
0.00	57100/BRIMAR00002A	(Internal Transfers Out) Brimage, Martyn - Accumulation		967,171.37	
	57100/BRIMAR00003P	(Internal Transfers Out) Brimage, Martyn - Pension (Account Based Pension 2)		945,119.21	
	60400	Bank Accounts			
163,954.14	60400/UBank 20-385-6933	UBank 20-385-6933		47,346.97	B2
30,089.21	60400/acquarie Cash Manag2	Macquarie Cash Management Account 961458320		25,569.17	B1
	61800	Distributions Receivable			
391.26	61800/AMP1180AU	AMP Capital Core Infrastructure Fund - Off-platform Class H		1,188.62	E

BRIMAGE FAMILY SUPER FUND
Trial Balance

As at 30 June 2019

Last Year	Code	Account Name	Units	Debits	Credits
				\$	\$
545.57	61800/AMP1285AU	AMP Capital Corporate Bond Fund - Off-platform Class H		678.71	
	61800/BFL0004AU1	Bennelong Ex-20 Aust Equities Fd		1,018.73	
885.41	61800/BFL0010AU	Bennelong Kardinia Absolute Return Fund			0.00
102.64	61800/BTA0419AU	Pendal Global Emerging Markets Opportunities Fund - Wholesale (BT)		1,524.22	
	61800/ETL0016AU	PIMCO Diversified Fixed Interest Fund - Wholesale Class		5,940.07	
2,967.64	61800/FHT0030AU	The Montgomery Fund		1,647.59	
4,104.48	61800/MGE0001AU	Magellan Global Fund		2,997.52	
	61800/NML0001AU1	AMP Capital Wsale Aust'n Prop Fd		2,165.23	
3,312.51	61800/PER0072AU	Perpetual Wholesale Share Plus Long Short Fund		1,033.10	
1,508.78	61800/PER0260AU	Perpetual Wholesale Diversified Income Fund		1,247.84	
5,285.80	61800/PLA0004AU1	Platinum Asia Fund		1,156.27	
	77600	Shares in Listed Companies (Australian)			
11,634.88	77600/ANZ.AX	ANZ Banking Group Ltd FPO	412.0000	11,622.52	
14,072.65	77600/BHP.AX	Bhp Billiton Limited - Ordinary Fully Paid	147.0000	6,050.52	
14,351.68	77600/RIO.AX	Rio Tinto Limited	172.0000	17,846.72	
1,498.15	77600/S32.AX	South32 Limited	415.0000	1,319.70	
11,954.40	77600/WBC.AX	Westpac Banking Corporation	408.0000	11,570.88	
7,446.60	77600/WPL.AX	Woodside Petroleum Limited	210.0000	7,635.60	
	78200	Units in Listed Unit Trusts (Australian)			
51,407.01	78200/AMP1180AU	AMP Capital Core Infrastructure Fund - Off-platform Class H	99,846.6200	138,208.69	
138,709.40	78200/AMP1285AU	AMP Capital Corporate Bond Fund - Off-platform Class H	140,303.2400	138,397.92	
	78200/BFL0004AU1	Bennelong Ex-20 Aust Equities Fd	15,471.4938	36,209.48	
116,205.15	78200/BFL0010AU	Bennelong Kardinia Absolute Return Fund	0.0000		0.00
35,056.87	78200/BTA0419AU	Pendal Global Emerging Markets Opportunities Fund - Wholesale (BT)	27,949.3500	37,334.74	
	78200/ETL0016AU	PIMCO Diversified Fixed Interest Fund - Wholesale Class	116,993.2729	122,199.47	
37,036.86	78200/FHT0030AU	The Montgomery Fund	26,366.3829	37,975.50	
59,624.90	78200/HFL0108AU	Ironbark - LHP Global Long/Short Fund (Wholesale)	32,139.3360	57,304.44	

BRIMAGE FAMILY SUPER FUND

Trial Balance

As at 30 June 2019

Last Year	Code	Account Name	Units	Debits	Credits
				\$	\$
53,413.27	78200/MGE0001AU	Magellan Global Fund	25,421.5744 E	64,204.73	
	78200/NML0001AU1	AMP Capital Wsale Aust'n Prop Fd	117,723.1400	157,259.28	
39,235.24	78200/PER0072AU	Perpetual Wholesale Share Plus Long Short Fund	13,455.1580	36,232.65	
139,774.01	78200/PER0260AU	Perpetual Wholesale Diversified Income Fund	143,211.0790	139,549.03	
	78400	Units in Unlisted Unit Trusts (Australian)			
22,783.59	78400/PLA0004AU1	Platinum Asia Fund	8,800.4900	22,878.63	
3,218.63	85000	Income Tax Payable/Refundable		4,899.82	L1+L7
0.00	86000	PAYG Payable			L2 574.00
0.00	88000	Sundry Creditors			AP1 2,200.00
(3,399.35)	89000	Deferred Tax Liability/Asset			L10 3,141.71
				<u>4,153,310.10</u>	<u>4,153,310.10</u>

Current Year Profit/(Loss): 169,258.01

BSB
182-512

Account Number
961458320

Account Name
MARTYN JOHN BRIMAGE & ROBERTA WILKES-
BRIMAGE ATF BRIMAGE FAMILY SUPER FUND



Cash Management Account Transaction Listing

From 01/07/2018 to 30/06/2019

Date	Category	Details	Debit (\$)	Credit (\$)	Balance (\$)
Jun 2019					
Jun 28		MACQUARIE CMA INTEREST PAID		18.06	25,569.17
Jun 25		QUICKSUPER QUICKSPR2461677017		1,433.35	25,551.11
Jun 24		WBC DIVIDEND 001229454947		383.52	24,117.76
Jun 17		The Trustee for Ubank Savings plan	200.00		23,734.24
Jun 14		PENSION PAYMENT	2,807.00		23,934.24
Jun 11		QUICKSUPER QUICKSPR2451458447		1,433.35	26,741.24
Jun 07		CPB MONTHLY FEE	208.33		25,307.89
Jun 05		AMPCI Distrib P015090 CBF		311.25	25,516.22
May 2019					
May 31		MACQUARIE CMA INTEREST PAID		62.10	25,204.97
May 28		QUICKSUPER QUICKSPR2441734968		1,433.35	25,142.87
May 16		PENSION PAYMENT	2,807.00		23,709.52
May 15		The Trustee for Ubank Savings plan	200.00		26,516.52
May 14		QUICKSUPER QUICKSPR2431578895		1,433.35	26,716.52
May 08		AMPCI Applic P015090 CIF	80,000.00		25,283.17
May 08		CPB MONTHLY FEE	208.33		105,283.17
May 07		NMLN-MWP APPLICA T023528 MWP	75,000.00		105,491.50
May 03		AMPCI Distrib P015090 CBF		311.25	180,491.50
May 02		BANK CHEQUE	120,000.00		180,180.25

May 02	BANK CHEQUE FEE	10.00	300,180.25
Apr 2019			
Apr 30	MACQUARIE CMA INTEREST PAID	252.15	300,190.25
Apr 30	QUICKSUPER QUICKSPR2420965551	1,433.35	299,938.10
Apr 18	RIO TINTO LTD FIN18/00154883	1,014.09	298,504.75
Apr 17	BKARF 5924 R78195	106,655.82	297,490.66
Apr 16	QUICKSUPER QUICKSPR2412141472	1,433.35	190,834.84
Apr 16	PENSION PAYMENT	2,807.00	189,401.49
Apr 15	The Trustee for Ubank Savings plan	200.00	192,208.49
Apr 11	AMPCI Distrib P015090 CIF	273.79	192,408.49
Apr 11	AMPCI Distrib P015090 CBF	310.44	192,134.70
Apr 10	NMLN-MWP DISTRIB T023528 MWP	1,126.05	191,824.26
Apr 10	PIML UT Distribu AC801000749	1,107.30	190,698.21
Apr 08	CPB MONTHLY FEE	208.33	189,590.91
Apr 04	SOUTH32 DIVIDEND RAU19/01014948	39.79	189,799.24
Apr 02	QUICKSUPER QUICKSPR2401795726	1,433.35	189,759.45
Mar 2019			
Mar 29	MACQUARIE CMA INTEREST PAID	202.23	188,326.10
Mar 26	BHP GROUP DIV AI379/01109333	114.78	188,123.87
Mar 20	WOODSIDE FIN18/00615421	266.82	188,009.09
Mar 19	QUICKSUPER QUICKSPR2391245814	1,508.66	187,742.27
Mar 15	The Trustee for Ubank Savings plan	200.00	186,233.61
Mar 15	PENSION PAYMENT	2,807.00	186,433.61
Mar 08	CPB MONTHLY FEE	208.33	189,240.61

Mar 05	QUICKSUPER QUICKSPR2380803656	1,415.48	189,448.94
Mar 05	AMPCI Distrib P015090 CBF	310.11	188,033.46
Feb 2019			
Feb 28	MACQUARIE CMA INTEREST PAID	182.31	187,723.35
Feb 19	QUICKSUPER QUICKSPR2369950548	1,415.48	187,541.04
Feb 15	The Trustee for Ubank Savings plan	200.00	186,125.56
Feb 15	PENSION PAYMENT	2,807.00	186,325.56
Feb 14	ATO ATO003000010517076	267.43	189,132.56
Feb 08	CPB MONTHLY FEE	208.33	188,865.13
Feb 05	QUICKSUPER QUICKSPR2359570771	1,450.24	189,073.46
Feb 05	AMPCI Distrib P015090 CBF	309.46	187,623.22
Jan 2019			
Jan 31	MACQUARIE CMA INTEREST PAID	199.63	187,313.76
Jan 30	BHP GROUP DIV AS378/01130095	207.67	187,114.13
Jan 22	QUICKSUPER QUICKSPR2349855855	1,392.13	186,906.46
Jan 16	PENSION PAYMENT	2,807.00	185,514.33
Jan 15	The Trustee for Ubank Savings plan	200.00	188,321.33
Jan 15	PIML UT Distribu AC801000749	1,116.83	188,521.33
Jan 10	NMLN-MWP DISTRIB T023528 MWP	1,129.23	187,404.50
Jan 10	AMPCI Distrib P015090 CIF	433.41	186,275.27
Jan 10	PIML UT Distribu AC801000749	581.55	185,841.86
Jan 10	AMPCI Distrib P015090 CBF	344.14	185,260.31
Jan 09	RBC IST Distr aubqA96G000001ED	279.10	184,916.17
Jan 08	The MontgomeryFD 2026223 2259	610.50	184,637.07

Jan 08	QUICKSUPER QUICKSPR2340061090		841.91	184,026.57
Jan 08	CPB MONTHLY FEE	208.33		183,184.66
Jan 04	Bennelong Kardin Distribution Decem		710.03	183,392.99
Jan 02	PAPER STATEMENT FEE	2.50		182,682.96
Dec 2018				
Dec 31	MACQUARIE CMA INTEREST PAID		191.70	182,685.46
Dec 24	BHP GROUP BUYBCK RECAU/00828819		7,407.52	182,493.76
Dec 24	CHEQUE WITHDRAWAL 000026	1,011.00		175,086.24
Dec 20	WBC DIVIDEND 001223135652		383.52	176,097.24
Dec 18	ANZ DIVIDEND A066/00637085		329.60	175,713.72
Dec 17	The Trustee for Ubank Savings plan	200.00		175,384.12
Dec 14	PENSION PAYMENT	2,807.00		175,584.12
Dec 07	CPB MONTHLY FEE	208.33		178,391.12
Dec 05	AMPCI Distrib P015090 CBF		344.89	178,599.45
Nov 2018				
Nov 30	MACQUARIE CMA INTEREST PAID		186.48	178,254.56
Nov 16	PENSION PAYMENT	2,807.00		178,068.08
Nov 15	The Trustee for Ubank Savings plan	200.00		180,875.08
Nov 08	CPB MONTHLY FEE	208.33		181,075.08
Nov 05	AMPCI Distrib P015090 CBF		345.98	181,283.41
Oct 2018				
Oct 31	MACQUARIE CMA INTEREST PAID		195.07	180,937.43
Oct 16	PENSION PAYMENT	2,807.00		180,742.36
Oct 15	The Trustee for Ubank Savings plan	200.00		183,549.36

Oct 11	AMPCI Distrib P015090 CIF	429.59	183,749.36
Oct 11	AMPCI Distrib P015090 CBF	346.26	183,319.77
Oct 11	SOUTH32 DIVIDEND AF005/01021902	35.93	182,973.51
Oct 10	PIML UT Distribu AC801000749	927.29	182,937.58
Oct 09	NMLN-MWP DISTRIB T023528 MWP	1,103.75	182,010.29
Oct 08	CHEQUE WITHDRAWAL 000025	1,011.00	180,906.54
Oct 08	CPB MONTHLY FEE	208.33	181,917.54
Sep 2018			
Sep 28	MACQUARIE CMA INTEREST PAID	189.86	182,125.87
Sep 25	BHP LTD DIVIDEND AF377/01121864	367.46	181,936.01
Sep 20	RIO TINTO LTD AU18/00878901	293.84	181,568.55
Sep 20	WOODSIDE INT18/00616370	152.88	181,274.71
Sep 17	The Trustee for Ubank Savings plan	200.00	181,121.83
Sep 14	PENSION PAYMENT	2,807.00	181,321.83
Sep 07	CPB MONTHLY FEE	208.33	184,128.83
Sep 05	AMPCI Distrib P015090 CBF	346.36	184,337.16
Aug 2018			
Aug 31	MACQUARIE CMA INTEREST PAID	68.11	183,990.80
Aug 28	MARTYN BRIMAGE Sondrio court	40,000.00	183,922.69
Aug 27	MARTYN BRIMAGE Sondrio court	100,000.00	143,922.69
Aug 16	PENSION PAYMENT	2,807.00	43,922.69
Aug 15	The Trustee for Ubank Savings plan	200.00	46,729.69
Aug 08	CPB MONTHLY FEE	208.33	46,929.69
Aug 03	AMPCI Distrib P015090 CBF	346.35	47,138.02

Jul 2018

Jul 31	MACQUARIE CMA INTEREST PAID		103.08	46,791.67
Jul 25	NMLN-MWP APPLICA T023528 MWP	80,000.00		46,688.59
Jul 24	BNEX20	40,000.00		126,688.59
Jul 16	The Trustee for Ubank Savings plan	200.00		166,688.59
Jul 16	PENSION PAYMENT	2,807.00		166,888.59
Jul 13	BT SWT C13858030		102.64	169,695.59
Jul 13	PLATINUM INVEST PAF 65418CPAMdis18		5,285.80	169,592.95
Jul 13	MAGELLAN MAGELLAN0000670561		4,104.48	164,307.15
Jul 12	AMPCI Distrib P015090 CIF		391.26	160,202.67
Jul 12	AMPCI Distrib P015090 CBF		545.57	159,811.41
Jul 11	PIML UT Distribu AC801000749		3,312.51	159,265.84
Jul 10	Bennelong Kardin Distribution June		885.41	155,953.33
Jul 10	PIML UT Distribu AC801000749		1,508.78	155,067.92
Jul 10	The Trustee for 961458320		120,000.00	153,559.14
Jul 09	Montgomery Fund 2026223 1786		2,967.64	33,559.14
Jul 06	CPB MONTHLY FEE	208.33		30,591.50
Jul 04	WBC DIVIDEND 001216286708		383.52	30,799.83
Jul 02	ANZ DIVIDEND A065/00285336		329.60	30,416.31
Jul 02	PAPER STATEMENT FEE	2.50		30,086.71
TOTALS		435,620.96	431,100.92	

This transaction list isn't a statement. We recommend you review all your transactions to ensure they're accurate.



MACQUARIE

Macquarie Cash Management Account

MACQUARIE BANK LIMITED
ABN 46 008 583 542 AFSL 237502enquiries 1800 806 310
fax 1800 550 140
www.macquarie.com.auGPO Box 2632
Adelaide, SA 5001

046

224233

MR M J BRIMAGE &
MRS R WILKES-BRIMAGE
16 CORMORANT DRIVE
HEWETT SA 5118Level 2, 151 Pirie Street
Adelaide, SA 5000account balance **\$25,569.17**
as at 30 Jun 19account name MARTYN JOHN BRIMAGE &
ROBERTA WILKES-BRIMAGE ATF
BRIMAGE FAMILY SUPER FUND
account no. 961458320

transaction	description	debits	credits	balance
31.12.18	OPENING BALANCE			182,685.46
02.01.19	Fees & charges PAPER STATEMENT FEE	2.50		182,682.96
04.01.19	Deposit Bennelong Kardin Distribution Decem		710.03	183,392.99
08.01.19	Deposit The MontgomeryFD 2026223 2259		610.50	184,003.49
08.01.19	Deposit QUICKSUPER QUICKSPR2340061090		841.91	184,845.40
08.01.19	Funds transfer CPB MONTHLY FEE	208.33		184,637.07
09.01.19	Deposit RBC IST Distr aubqA96G000001ED		279.10	184,916.17
10.01.19	Deposit PIML UT Distribu AC801000749		581.55	185,497.72
10.01.19	Deposit AMPCI Distrib P015090 CBF		344.14	185,841.86
10.01.19	Deposit AMPCI Distrib P015090 CIF		433.41	186,275.27
10.01.19	Deposit NMLN-MWP DISTRIB T023528 MWP		1,129.23	187,404.50

how to make a transaction

online
Log in to www.macquarie.com.au/personalby phone
Call 133 275 to make a phone transactiontransfers from another bank account
Transfer funds from another bank to this account:
BSB 182 512
ACCOUNT NO. 961458320deposits using BPay
From another bankBiller code: 667022
Ref: 961 458 320

continued on next



Macquarie Cash Management Account

enquiries 1800 806 310

account name MARTYN JOHN BRIMAGE &
ROBERTA WILKES-BRIMAGE ATF
BRIMAGE FAMILY SUPER FUND
account no. 961458320

transaction	description	debits	credits	balance
15.01.19	Deposit		PIML UT Distribu AC801000749 1,116.83	188,521.33
15.01.19	Direct debit	The Trustee for Ubank Savings plan 200.00		188,321.33
16.01.19	Funds transfer	PENSION PAYMENT 2,807.00		185,514.33
22.01.19	Deposit		QUICKSUPER QUICKSPR2349855855 1,392.13	186,906.46
30.01.19	Deposit		BHP GROUP DIV AS378/01130095 207.67	187,114.13
31.01.19	Interest		MACQUARIE CMA INTEREST PAID* 199.63	187,313.76
05.02.19	Deposit		QUICKSUPER QUICKSPR2359570771 1,450.24	188,764.00
05.02.19	Deposit		AMPCI Distrib P015090 CBF 309.46	189,073.46
08.02.19	Funds transfer	CPB MONTHLY FEE 208.33		188,865.13
14.02.19	Deposit		ATO ATO003000010517076 267.43	189,132.56
15.02.19	Funds transfer	PENSION PAYMENT 2,807.00		186,325.56
15.02.19	Direct debit	The Trustee for Ubank Savings plan 200.00		186,125.56
19.02.19	Deposit		QUICKSUPER QUICKSPR2369950548 1,415.48	187,541.04
28.02.19	Interest		MACQUARIE CMA INTEREST PAID* 182.31	187,723.35
05.03.19	Deposit		AMPCI Distrib P015090 CBF 310.11	188,033.46
05.03.19	Deposit		QUICKSUPER QUICKSPR2380803656 1,415.48	189,448.94
08.03.19	Funds transfer	CPB MONTHLY FEE 208.33		189,240.61
15.03.19	Funds transfer	PENSION PAYMENT 2,807.00		186,433.61
15.03.19	Direct debit	The Trustee for Ubank Savings plan 200.00		186,233.61
19.03.19	Deposit		QUICKSUPER QUICKSPR2391245814 1,508.66	187,742.27
20.03.19	Deposit		WOODSIDE FIN18/00615421 266.82	188,009.09
26.03.19	Deposit		BHP GROUP DIV AI379/01109333 114.78	188,123.87
29.03.19	Interest		MACQUARIE CMA INTEREST PAID* 202.23	188,326.10
02.04.19	Deposit		QUICKSUPER QUICKSPR2401795726 1,433.35	189,759.45
04.04.19	Deposit		SOUTH32 DIVIDEND RAU19/01014948 39.79	189,799.24
08.04.19	Funds transfer	CPB MONTHLY FEE 208.33		189,590.91

continued on next



Macquarie Cash Management Account

enquiries 1800 806 310

account name MARTYN JOHN BRIMAGE &
ROBERTA WILKES-BRIMAGE ATF
BRIMAGE FAMILY SUPER FUND
account no. 961458320

transaction	description	debits	credits	balance
10.04.19	Deposit		PIML UT Distribu AC801000749 1,107.30	190,698.21
10.04.19	Deposit		NMLN-MWP DISTRIB T023528 MWP 1,126.05	191,824.26
11.04.19	Deposit		AMPCI Distrib P015090 CBF 310.44	192,134.70
11.04.19	Deposit		AMPCI Distrib P015090 CIF 273.79	192,408.49
15.04.19	Direct debit	The Trustee for Ubank Savings plan 200.00		192,208.49
16.04.19	Deposit		QUICKSUPER QUICKSPR2412141472 1,433.35	193,641.84
16.04.19	Funds transfer	PENSION PAYMENT 2,807.00		190,834.84
17.04.19	Deposit		BKARF 5924 R78195 106,655.82	297,490.66
18.04.19	Deposit		RIO TINTO LTD FIN18/00154883 1,014.09	298,504.75
30.04.19	Interest		MACQUARIE CMA INTEREST PAID* 252.15	298,756.90
30.04.19	Deposit		QUICKSUPER QUICKSPR2420965551 1,433.35	300,190.25
02.05.19	Bank cheque	BANK CHEQUE 120,000.00		180,190.25
02.05.19	Fees & charges	BANK CHEQUE FEE 10.00		180,180.25
03.05.19	Deposit		AMPCI Distrib P015090 CBF 311.25	180,491.50
07.05.19	Direct debit	NMLN-MWP APPLICA T023528 MWP 75,000.00		105,491.50
08.05.19	Funds transfer	CPB MONTHLY FEE 208.33		105,283.17
08.05.19	Direct debit	AMPCI Applic P015090 CIF 80,000.00		25,283.17
14.05.19	Deposit		QUICKSUPER QUICKSPR2431578895 1,433.35	26,716.52
15.05.19	Direct debit	The Trustee for Ubank Savings plan 200.00		26,516.52
16.05.19	Funds transfer	PENSION PAYMENT 2,807.00		23,709.52
28.05.19	Deposit		QUICKSUPER QUICKSPR2441734968 1,433.35	25,142.87
31.05.19	Interest		MACQUARIE CMA INTEREST PAID* 62.10	25,204.97
05.06.19	Deposit		AMPCI Distrib P015090 CBF 311.25	25,516.22
07.06.19	Funds transfer	CPB MONTHLY FEE 208.33		25,307.89
11.06.19	Deposit		QUICKSUPER QUICKSPR2451456447 1,433.35	26,741.24
14.06.19	Funds transfer	PENSION PAYMENT 2,807.00		23,934.24

continued on next



Macquarie Cash Management Account

enquiries 1800 806 310

account name MARTYN JOHN BRIMAGE &
 ROBERTA WILKES-BRIMAGE ATF
 BRIMAGE FAMILY SUPER FUND
 account no. 961458320

transaction	description	debits	credits	balance
17.06.19	Direct debit	The Trustee for Ubank Savings plan	200.00	23,734.24
24.06.19	Deposit	WBC DIVIDEND 001229454947	383.52	24,117.76
25.06.19	Deposit	QUICKSUPER QUICKSPR2461677017	1,433.35	25,551.11
28.06.19	Interest	MACQUARIE CMA INTEREST PAID*	18.06	25,569.17
	CLOSING BALANCE AS AT 30 JUN 19	294,304.48	137,188.19	25,569.17

* Stepped interest rates as at 30 June 2019: balances \$0.00 to \$4,999.99 earned 0.00%; balances \$5,000.00 and above earned 1.05%

annual interest summary 2018/2019

INTEREST PAID	1,850.78
TOTAL INCOME PAID	1,850.78



Macquarie Cash Management Account

enquiries 1800 806 310

account name MARTYN JOHN BRIMAGE &
ROBERTA WILKES-BRIMAGE ATF
BRIMAGE FAMILY SUPER FUND
account no. 961458320

We offer several options that allow you to make payments and view transactions free of charge

- Electronic funds transfers up to \$20,000 a day using online banking.
- Increase your limit to \$100,000 temporarily or nominate an account for unlimited transfers by contacting us.
- BPAY payments (subject to BPAY biller code limits) free of charge via online and mobile banking.
- Make the switch to free online statements by updating your preference online.

About your account

- Interest is calculated on daily balances and paid monthly. The interest rate is variable and may change at any time without prior notice.
- If you have a complaint about our service, or you'd like more information about your account including fees and charges, mistaken payments or unauthorised transactions, please read the terms and conditions for your account or contact us.

Protect your account

- Please check each entry on this statement. If you think there is an error or unauthorised transaction, please contact us right away.
- If you have new contact details, please contact us to update them.
- This statement should be kept in a safe place at all times. Please read the Further Information Guide for more details about keeping your account secure.

Visit our Help Centre

- Here you'll find answers to common questions about your account. For more information, please visit help.macquarie.com



Macquarie Cash Management Account

MACQUARIE BANK LIMITED
ABN 46 008 583 542 AFSL 237502

enquiries 1800 806 310
fax 1800 550 140
www.macquarie.com.au

GPO Box 2632
Adelaide, SA 5001



MR M J BRIMAGE &
MRS R WILKES-BRIMAGE
16 CORMORANT DRIVE
HEWETT SA 5118

Level 2, 151 Pirie Street
Adelaide, SA 5000

account balance **\$182,685.46**
as at 31 Dec 18

account name MARTYN JOHN BRIMAGE &
ROBERTA WILKES-BRIMAGE ATF
BRIMAGE FAMILY SUPER FUND
account no. 961458320

transaction	description	debits	credits	balance
30.06.18	OPENING BALANCE			30,089.21
02.07.18	DEPOSIT ANZ DIVIDEND A065/00285336		329.60	30,418.81
02.07.18	Fees & charges PAPER STATEMENT FEE	2.50		30,416.31
04.07.18	DEPOSIT WBC DIVIDEND 001216286708		383.52	30,799.83
06.07.18	Funds transfer CPB MONTHLY FEE	208.33		30,591.50
09.07.18	DEPOSIT Montgomery Fund 2026223 1786		2,967.64	33,559.14
10.07.18	DEPOSIT The Trustee for 961458320		120,000.00	153,559.14
10.07.18	DEPOSIT PIML UT Distribu AC801000749		1,508.78	155,067.92
10.07.18	DEPOSIT Bennelong Kardin Distribution June		885.41	155,953.33
11.07.18	DEPOSIT PIML UT Distribu AC801000749		3,312.51	159,265.84
12.07.18	DEPOSIT AMPCI Distrib P015090 CBF		545.57	159,811.41

how to make a transaction

online
Log in to www.macquarie.com.au/personal

by phone
Call 133 275 to make a phone transaction

transfers from another bank account
Transfer funds from another bank to this account:
BSB 182 512
ACCOUNT NO. 961458320

deposits using BPay
From another bank



Bill code: 667022
Ref: 961 458 320

continued on next



Macquarie Cash Management Account

enquiries 1800 806 310

account name MARTYN JOHN BRIMAGE &
ROBERTA WILKES-BRIMAGE ATF
BRIMAGE FAMILY SUPER FUND
account no. 961458320

transaction	description	debits	credits	balance
12.07.18	DEPOSIT	AMPCI Distrib P015090 CIF	391.26	160,202.67
13.07.18	DEPOSIT	PLATINUM INVEST PAF 65418CPAMdis18	5,285.80	165,488.47
13.07.18	DEPOSIT	MAGELLAN MAGELLAN0000670561	4,104.48	169,592.95
13.07.18	DEPOSIT	BT SWT C13858030	102.64	169,695.59
16.07.18	Funds transfer	PENSION PAYMENT	2,807.00	166,888.59
16.07.18	Direct debit	The Trustee for Ubank Savings plan	200.00	166,688.59
24.07.18	Funds transfer	BNEX20	40,000.00	126,688.59
25.07.18	Direct debit	NMLN-MWP APPLICA T023528 MWP	80,000.00	46,688.59
31.07.18	Interest	MACQUARIE CMA INTEREST PAID*	103.08	46,791.67
03.08.18	DEPOSIT	AMPCI Distrib P015090 CBF	346.35	47,138.02
08.08.18	Funds transfer	CPB MONTHLY FEE	208.33	46,929.69
15.08.18	Direct debit	The Trustee for Ubank Savings plan	200.00	46,729.69
16.08.18	Funds transfer	PENSION PAYMENT	2,807.00	43,922.69
27.08.18	DEPOSIT	MARTYN BRIMAGE Sondrio court	100,000.00	143,922.69
28.08.18	DEPOSIT	MARTYN BRIMAGE Sondrio court	40,000.00	183,922.69
31.08.18	Interest	MACQUARIE CMA INTEREST PAID*	68.11	183,990.80
05.09.18	DEPOSIT	AMPCI Distrib P015090 CBF	346.36	184,337.16
07.09.18	Funds transfer	CPB MONTHLY FEE	208.33	184,128.83
14.09.18	Funds transfer	PENSION PAYMENT	2,807.00	181,321.83
17.09.18	Direct debit	The Trustee for Ubank Savings plan	200.00	181,121.83
20.09.18	DEPOSIT	WOODSIDE INT18/00616370	152.88	181,274.71
20.09.18	DEPOSIT	RIO TINTO LTD AUI18/00878901	293.84	181,568.55
25.09.18	DEPOSIT	BHP LTD DIVIDEND AF377/01121864	367.46	181,936.01
28.09.18	Interest	MACQUARIE CMA INTEREST PAID*	189.86	182,125.87
08.10.18	Funds transfer	CPB MONTHLY FEE	208.33	181,917.54
08.10.18	Cheque	CHEQUE WITHDRAWAL 000025	1,011.00	180,906.54

continued on next



Macquarie Cash Management Account

enquiries 1800 806 310

account name MARTYN JOHN BRIMAGE &
ROBERTA WILKES-BRIMAGE ATF
BRIMAGE FAMILY SUPER FUND
account no. 961458320

transaction	description	debits	credits	balance
09.10.18	DEPOSIT		1,103.75	182,010.29
10.10.18	DEPOSIT		927.29	182,937.58
11.10.18	DEPOSIT		35.93	182,973.51
11.10.18	DEPOSIT		346.26	183,319.77
11.10.18	DEPOSIT		429.59	183,749.36
15.10.18	Direct debit	200.00		183,549.36
16.10.18	Funds transfer	2,807.00		180,742.36
31.10.18	Interest		195.07	180,937.43
05.11.18	DEPOSIT		345.98	181,283.41
08.11.18	Funds transfer	208.33		181,075.08
15.11.18	Direct debit	200.00		180,875.08
16.11.18	Funds transfer	2,807.00		178,068.08
30.11.18	Interest		186.48	178,254.56
05.12.18	DEPOSIT		344.89	178,599.45
07.12.18	Funds transfer	208.33		178,391.12
14.12.18	Funds transfer	2,807.00		175,584.12
17.12.18	Direct debit	200.00		175,384.12
18.12.18	DEPOSIT		329.60	175,713.72
20.12.18	DEPOSIT		383.52	176,097.24
24.12.18	DEPOSIT		7,407.52	183,504.76
24.12.18	Cheque	1,011.00		182,493.76
31.12.18	Interest		191.70	182,685.46

continued on next



Macquarie Cash Management Account

enquiries 1800 806 310

account name MARTYN JOHN BRIMAGE &
ROBERTA WILKES-BRIMAGE ATF
BRIMAGE FAMILY SUPER FUND
account no. 961458320

transaction	description	debits	credits	balance
	CLOSING BALANCE AS AT 31 DEC 18	141,316.48	293,912.73	182,685.46

* Stepped interest rates as at 31 December 2018: balances \$0.00 to \$4,999.99 earned 0.00%; balances \$5,000.00 and above earned 1.30%



Macquarie Cash Management Account

enquiries 1800 806 310

account name MARTYN JOHN BRIMAGE &
ROBERTA WILKES-BRIMAGE ATF
BRIMAGE FAMILY SUPER FUND
account no. 961458320

We offer several options that allow you to make payments and view transactions free of charge

- Electronic funds transfers up to \$20,000 a day using online banking.
- Unlimited electronic fund transfers to nominated bank accounts.
- Temporarily increase your pay anyone limit to \$100,000 for one day only. Please call us to set this up for you.
- BPAY payments (subject to BPAY biller code limits) free of charge via online and mobile banking.
- Make the switch to free online statements by updating your preference online.

About your account

- The interest rate is stepped and variable and may change at anytime without prior notice.
- Interest is calculated on daily balances and paid monthly.
- For more information about your account or the fees and charges, please read the Product Information Statement. If you have any questions or want to update your contact details, call us on 1800 806 310.

Resolving disputes

- If you have a complaint we will try to resolve the matter within 45 business days of receiving it. Macquarie Bank Limited is a member of the Financial Ombudsman Service Australia (FOS) ABN 67 131 124 448, an independent external complaints resolution scheme.
- If you are not satisfied with our resolution, phone FOS on 1800 367 287 (within Australia) or +61 3 9613 7366 and quote our membership number 10019.

Fraud protection

- If you have experienced online fraud or have fallen victim to phishing or any other type of online threat, please contact us immediately on 1800 806 310 (Overseas +61 2 8232 3333).
- You can also notify us by email at report_scams@macquarie.com. If possible, please send your contact number and the suspicious email as an attachment, rather than forwarding the email. This helps to identify the author and source and will be used to help reduce online fraud.



U BANK

PO Box 1466
North Sydney, NSW 2059

ubank.com.au
13 30 80



000063053

The Trustee for Brimage Family Super Fun
16 Cormorant DR
HEWETT SA 5118

Here's how your USaver SMSF is working for you.

Your account	Statement period	Your account activity summary	
The Trustee for Brimage Family Super Fund	Starts 01 January 2019	Opening balance	\$45,673.52 Cr
BSB number 082-991	Ends 30 June 2019	Total credits	\$1,673.45
Account number 20-385-6933		Total debits	\$0.00
		Closing Balance	\$47,346.97Cr
		Interest Credited TFY*	\$972.83
		Withholding tax TFY	\$0.00

Account activity

Date	Account activity details	Money out (Dr)	Money in (Cr)	Balance
01/01/2019	PLEASE NOTE INTEREST RATE EFFECTIVE FROM 01-Jan-2019 IS : 1.66 % P.A			\$45,673.52 Cr
15/01/2019	ASP from 961458320 Ubank Savings plan		\$200.00	\$45,873.52 Cr
31/01/2019	PLEASE NOTE INTEREST RATE MARGIN EFFECTIVE FROM 01-Jan-2019 TO 31-Jan-2019 IS : 0.4 %			\$45,873.52 Cr
31/01/2019	Interest for 01/01/2019 - 31/01/2019		\$80.10	\$45,953.62 Cr
01/02/2019	PLEASE NOTE INTEREST RATE EFFECTIVE FROM 01-Feb-2019 IS : 1.66 % P.A			\$45,953.62 Cr
15/02/2019	ASP from 961458320 Ubank Savings plan		\$200.00	\$46,153.62 Cr
28/02/2019	PLEASE NOTE INTEREST RATE MARGIN EFFECTIVE FROM 01-Feb-2019 TO 28-Feb-2019 IS : 0.4 %			\$46,153.62 Cr
28/02/2019	Interest for 01/02/2019 - 28/02/2019		\$72.78	\$46,226.40 Cr
01/03/2019	PLEASE NOTE INTEREST RATE EFFECTIVE FROM 01-Mar-2019 IS : 1.66 % P.A			\$46,226.40 Cr
15/03/2019	ASP from 961458320 Ubank Savings plan		\$200.00	\$46,426.40 Cr



182U7105 / E-83053 / S-94878 /

Hello, are your details up to date?

Login to ubank.com.au, select the 'Admin' tab and click on 'My Details' to check what we have on file.

Don't want to receive paper statements? Change your settings so that you only receive your statements online. Simply login at ubank.com.au and go to 'Account Statements', select 'Statement Settings' and update to 'Online Only'.

Please check your statement carefully. If there are any errors or omissions please contact us immediately on 13 30 80. Please note we may adjust debits and credits to accurately reflect your account bonus. UBank is a division of National Australia Bank Limited ABN 12 004 044 937 AFSL 230686 which is the issuer of the products and services. *Interest credited does not include any withholding tax amount applicable to you.

Account activity

Date	Account activity details	Money out (Dr)	Money in (Cr)	Balance
31/03/2019	PLEASE NOTE INTEREST RATE MARGIN EFFECTIVE FROM 01-Mar-2019 TO 31-Mar-2019 IS : 0.4 %			\$46,426.40 Cr
31/03/2019	Interest for 01/03/2019 - 31/03/2019		\$81.07	\$46,507.47 Cr
01/04/2019	PLEASE NOTE INTEREST RATE EFFECTIVE FROM 01-Apr-2019 IS : 1.66 % P.A			\$46,507.47 Cr
15/04/2019	ASP from 961458320 Ubank Savings plan		\$200.00	\$46,707.47 Cr
30/04/2019	PLEASE NOTE INTEREST RATE MARGIN EFFECTIVE FROM 01-Apr-2019 TO 30-Apr-2019 IS : 0.4 %			\$46,707.47 Cr
30/04/2019	Interest for 01/04/2019 - 30/04/2019		\$78.92	\$46,786.39 Cr
01/05/2019	PLEASE NOTE INTEREST RATE EFFECTIVE FROM 01-May-2019 IS : 1.66 % P.A			\$46,786.39 Cr
15/05/2019	ASP from 961458320 Ubank Savings plan		\$200.00	\$46,986.39 Cr
31/05/2019	PLEASE NOTE INTEREST RATE MARGIN EFFECTIVE FROM 01-May-2019 TO 31-May-2019 IS : 0.4 %			\$46,986.39 Cr
31/05/2019	Interest for 01/05/2019 - 31/05/2019		\$82.05	\$47,068.44 Cr
01/06/2019	PLEASE NOTE INTEREST RATE EFFECTIVE FROM 01-Jun-2019 IS : 1.66 % P.A			\$47,068.44 Cr
15/06/2019	ASP from 961458320 Ubank Savings plan		\$200.00	\$47,268.44 Cr
27/06/2019	PLEASE NOTE INTEREST RATE EFFECTIVE FROM 27-Jun-2019 IS : 1.4 % P.A			\$47,268.44 Cr
30/06/2019	PLEASE NOTE INTEREST RATE MARGIN EFFECTIVE FROM 01-Jun-2019 TO 30-Jun-2019 IS : 0.4 %			\$47,268.44 Cr
30/06/2019	Interest for 01/06/2019 - 30/06/2019		\$78.53	\$47,346.97 Cr
Totals		\$0.00	\$1,673.45	\$47,346.97 Cr

162J7105 / E-83053 / S-94878 /



U BANK

PO Box 1466
North Sydney, NSW 2059

ubank.com.au
13 30 80



000/082143

The Trustee for Brimage Family Super Fun
16 Cormorant DR
HEWETT SA 5118

Here's how your USaver SMSF is working for you.

Your account	Statement period	Your account activity summary	
The Trustee for Brimage Family Super Fund	Starts 01 July 2018	Opening balance	\$163,954.14 Cr
BSB number 082-991	Ends 31 December 2018	Total credits	\$1,719.38
Account number 20-385-6933		Total debits	\$120,000.00
		Closing Balance	\$45,673.52Cr
		Interest Credited TFY*	\$499.38
		Withholding tax TFY	\$0.00

Account activity

Date	Account activity details	Money out (Dr)	Money in (Cr)	Balance
01/07/2018	PLEASE NOTE INTEREST RATE EFFECTIVE FROM 01-Jul-2018 IS : 1.66 % P.A			\$163,954.14 Cr
10/07/2018	Funds Transfer to Brimage Family Super Fund 961458320	\$120,000.00		\$43,954.14 Cr
10/07/2018	For-04YTT18191000002.488494-429867062		\$20.00	\$43,974.14 Cr
15/07/2018	ASP from 961458320 Ubank Savings plan		\$200.00	\$44,174.14 Cr
31/07/2018	Interest for 01/07/2018 - 31/07/2018		\$111.26	\$44,285.40 Cr
15/08/2018	ASP from 961458320 Ubank Savings plan		\$200.00	\$44,485.40 Cr
31/08/2018	PLEASE NOTE INTEREST RATE MARGIN EFFECTIVE FROM 01-Aug-2018 TO 31-Aug-2018 IS : 0.4 %			\$44,485.40 Cr
31/08/2018	Interest for 01/08/2018 - 31/08/2018		\$77.67	\$44,563.07 Cr
01/09/2018	PLEASE NOTE INTEREST RATE EFFECTIVE FROM 01-Sep-2018 IS : 1.66 % P.A			\$44,563.07 Cr
15/09/2018	ASP from 961458320 Ubank Savings plan		\$200.00	\$44,763.07 Cr
30/09/2018	PLEASE NOTE INTEREST RATE MARGIN EFFECTIVE FROM 01-Sep-2018 TO 30-Sep-2018 IS : 0.4 %			\$44,763.07 Cr

001U7105 / E-82143 / S-175746 /

Hello, are your details up to date?

Login to ubank.com.au, select the 'Admin' tab and click on 'My Details' to check what we have on file

Don't want to receive paper statements? Change your settings so that you only receive your statements online. Simply login at ubank.com.au and go to 'Account Statements', select 'Statement Settings' and update to 'Online Only'.

Please check your statement carefully. If there are any errors or omissions please contact us immediately on 13 30 80. Please note we may adjust debits and credits to accurately reflect your account bonus. UBank is a division of National Australia Bank Limited ABN 12 004 044 937 AFSL 230686 which is the issuer of the products and services. *Interest credited does not include any withholding tax amount applicable to you.

Account activity

Date	Account activity details	Money out (Dr)	Money in (Cr)	Balance
30/09/2018	Interest for 01/09/2018 - 30/09/2018		\$75.63	\$44,838.70 Cr
01/10/2018	PLEASE NOTE INTEREST RATE EFFECTIVE FROM 01-Oct-2018 IS : 1.66 % P.A			\$44,838.70 Cr
15/10/2018	ASP from 961458320 Ubank Savings plan		\$200.00	\$45,038.70 Cr
31/10/2018	PLEASE NOTE INTEREST RATE MARGIN EFFECTIVE FROM 01-Oct-2018 TO 31-Oct-2018 IS : 0.4 %			\$45,038.70 Cr
31/10/2018	Interest for 01/10/2018 - 31/10/2018		\$78.64	\$45,117.34 Cr
01/11/2018	PLEASE NOTE INTEREST RATE EFFECTIVE FROM 01-Nov-2018 IS : 1.66 % P.A			\$45,117.34 Cr
15/11/2018	ASP from 961458320 Ubank Savings plan		\$200.00	\$45,317.34 Cr
30/11/2018	PLEASE NOTE INTEREST RATE MARGIN EFFECTIVE FROM 01-Nov-2018 TO 30-Nov-2018 IS : 0.4 %			\$45,317.34 Cr
30/11/2018	Interest for 01/11/2018 - 30/11/2018		\$76.57	\$45,393.91 Cr
01/12/2018	PLEASE NOTE INTEREST RATE EFFECTIVE FROM 01-Dec-2018 IS : 1.66 % P.A			\$45,393.91 Cr
15/12/2018	ASP from 961458320 Ubank Savings plan		\$200.00	\$45,593.91 Cr
31/12/2018	PLEASE NOTE INTEREST RATE MARGIN EFFECTIVE FROM 01-Dec-2018 TO 31-Dec-2018 IS : 0.4 %			\$45,593.91 Cr
31/12/2018	Interest for 01/12/2018 - 31/12/2018		\$79.61	\$45,673.52 Cr
Totals		\$120,000.00	\$1,719.38	\$45,673.52Cr

001U7105 / E-82143 / S-175746 /

Simple tips for keeping your banking secure

We're a bank. So your security and privacy is what matters most. Check out these handy tips we've put together to help protect you and your accounts.

Treat your details like royalty

Your password, PIN, and security codes are the keys to your banking with us. Our advice? Don't share them with anyone – not even our staff. But here's how you can really up the ante:

- Make your password / PIN difficult to guess. When choosing a password, use a combination of letters, numbers and characters, and don't choose something that's easily identified with you (like your name, phone number or address). For PINs, don't use your DOB
- Avoid using the same password / PIN for everything
- Memorise your password / PIN and change them frequently
- Don't make it easy for fraudsters. Don't store your password / PIN on or with the devices you use to make transactions
- Keep your mobile phone secure (and if you're using fingerprint login, it should only recognise your fingerprints, and no-one else's)
- Secure your letterbox with a lock to keep personal information safe
- Keep your cards in sight, and get receipts after every transaction
- For UBank Visa Debit cards - sign new cards, and destroy old ones
- Take care when entering your password / PIN in public. You never know who is watching ...
- Treat any unsolicited email with suspicion as UBank will never send you an email with a link to online banking. Forward suspicious emails to hoax@nab.com.au

Use your smarts

Banking with us means banking online. So you should always:

- Try and avoid logging in in public places
- Never leave your computer unattended and log out after each session
- Always type ubank.com.au directly into the browser
- Never log in by clicking on a link or a pop-up window
- Log on regularly to check for suspicious activity on your accounts
- Keep your anti-virus software up to date, and ensure your computer updates are set automatically update



Protect yourself against scammers

Unfortunately there are people out there who'll try to get hold of your money – via authentic-looking emails, over the phone, or by SMS. Here are our tips on helping to make sure your money stays where it belongs:

- Keep an eye on your phone – if it's stopped working, this could be a sign it's been transferred to another provider without your permission
- Watch out for romance scams – people who try and befriend you online and ask you to pay for flights or send funds them funds
- Be aware of people asking you to open a UBank account on behalf of a friend – with your name and your account details
- Don't give your personal information to people you don't know or trust
- Don't click on pop-up ads – they could be spyware or adware
- Stay away from fake job advertisements – if it looks too good to be true, it probably is!
- Let us know immediately if you've changed address or contact details
- Shred personal documents before disposing of them
- If your mobile phone ever stops working, get in touch with your service provider to make sure you haven't been a victim of 'mobile phone porting'. This is where scammers may use your information to transfer your phone number to another provider so they can intercept SMS passcodes sent to you.

Talk to us immediately

We're here to help, so call us on 13 30 80 if:

- Your password / PIN becomes known to any other person or is compromised
- Your card has been misused, lost or stolen
- Your computer is lost, stolen or fraudulently accessed
- Your mobile is lost or stolen, or unexpectedly disconnected.
- You've provided any of your banking information to someone via an unsolicited email or an unknown caller
- You think you've received a scam email that pretends to be from us
- You find out about any unauthorised transaction, access or error on your accounts

For more info on scams and hoaxes, visit the Australia Consumer Fraud Taskforce SCAMwatch website at www.scamwatch.gov.au or the Australian Government's Stay Smart Online service at www.staysmartonline.gov.au. For a more detailed version of these tips, head to www.ubank.com.au/security.

One more thing

The ePayments Code details situations where you could be liable for unauthorised transactions involving your UBank Visa Debit Card, card details, password, and/or PIN. Your liability for losses is determined by the ePayments Code, rather than these tips. For more information about the ePayments Code, go to moneysmart.gov.au and search 'ePayments'.



UBANK

ubank.com.au
13 30 80

Interest Statement

Financial Year 2020

Account	Interest earned	Interest paid	Fees	Withholding Tax
USaver SMSF-203856933	\$360.64	\$0.00	\$0.00	\$0.00
Total	\$360.64	\$0.00	\$0.00	\$0.00

BRIMAGE FAMILY SUPER FUND Investment Income Report

As at 30 June 2019

Investment	Total Income	Franked	Unfranked	Interest/ Other	Franking Credits	Foreign Income	Foreign Credits * 1	Assessable Income (Excl. Capital Gains) * 2	TFN Credits	Other Deductions	Distributed Capital Gains	Non- Assessable Payments
Bank Accounts												
Macquarie Cash Management Account 961458320	1,850.78			1,850.78	0.00	0.00	0.00	1,850.78			0.00	0.00
UBank 20-385-6933	20.00							20.00				
UBank 20-385-6933	972.83			972.83	0.00	0.00	0.00	972.83			0.00	0.00
	2,843.61			2,823.61	0.00	0.00	0.00	2,843.61			0.00	0.00
Shares in Listed Companies (Australian)												
ANZ.AX ANZ Banking Group Ltd FPO	659.20	659.20	0.00		282.52			941.72		0.00		
BHP.AX Bhp Billiton Limited - Ordinary Fully Paid	7,995.59	7,995.59	0.00		3,426.68			11,422.27		0.00		
RIO.AX Rio Tinto Limited	1,307.93	1,307.93	0.00		560.54			1,868.47		0.00		
S32.AX South32 Limited	75.72	75.72	0.00		32.45			108.17		0.00		
WBC.AX Westpac Banking Corporation	1,150.56	1,150.56	0.00		493.11			1,643.67		0.00		
WPL.AX Woodside Petroleum Limited	419.70	419.70	0.00		179.87			599.57		0.00		
	11,608.70	11,608.70	0.00		4,975.17			16,583.87		0.00		
Units in Listed Unit Trusts (Australian)												
AMP1180AU AMP Capital Core Infrastructure Fund - Off-platform Class H	2,325.41	0.01	0.01	43.13	49.29	0.08	144.35	236.87		0.00	0.00	2,282.18
AMP1285AU AMP Capital Corporate Bond Fund - Off-platform Class H	4,305.20			3,224.55	0.00	1,048.71	0.00	4,273.26		0.00	0.00	31.94
NML0001AU AMP Capital Wsale Austr'n Prop Fd	5,524.26	18.12	137.42	2,808.52	7.81	6.75	0.00	2,978.62		0.00	0.00	2,553.45
BFL0004AU Benmelong Ex-20 Aust Equities Fd	1,297.83	317.38	44.11	83.68	206.38	45.96	9.54	707.05		0.00	732.56	74.14
BFL0010AU Benmelong Kardinia Absolute Return Fund	710.03	322.21	123.82	227.86	326.94	6.17	3.70	1,010.70		0.00	0.00	29.97
HFL0108AU Ironbank - LHP Global Long/Short Fund (Wholesale)	0.00				0.00	0.00	0.00	0.00		0.00	0.00	0.00
MGE0001AU Magellan Global Fund	2,997.52	0.00	0.00	4.18	0.00	565.27	112.36	681.81		0.00	2,428.07	0.00
BTA0419AU Pental Global Emerging Markets Opportunities Fund - Wholesale (BT)	1,524.22			1.52	0.00	768.82	83.22	853.56		0.00	753.88	0.00
PER0260AU Perpetual Wholesale Diversified Income Fund	4,399.26	0.00	0.00	3,865.00	0.00	534.26	20.17	4,419.43		0.00	0.00	0.00

BRIMAGE FAMILY SUPER FUND
Investment Income Report

As at 30 June 2019

Investment	Total Income	Franked	Unfranked	Interest/ Other	Franking Credits	Foreign Income	Foreign Credits * 1	Assessable Income			Distributed Capital Gains	Non- Assessable Payments
								(Excl. Capital Gains) * 2	TFN Deductions	Other		
PER0072AU Perpetual Wholesale Share Plus Long Short Fund	1,614.65	1,367.31	136.59	2.13	758.55	102.20	29.14	2,395.92	0.00	0.00	6.42	0.00
ETL0016AU PIMCO Diversified Fixed Interest Fund - Wholesale Class	5,940.07			3,289.13	0.00	2,650.94	0.03	5,940.10	0.00	0.00	0.00	0.00
FHT0030AU The Montgomery Fund	2,258.09	484.08	89.32	112.35	351.05	177.70	44.18	1,258.68	0.00	0.00	1,394.64	0.00
Units in Unlisted Unit Trusts (Australian)	32,896.54	2,509.11	531.27	13,662.05	1,700.02	5,906.86	446.69	24,756.00	0.00	0.00	5,315.57	4,971.68
PLA0004AU Platinum Asia Fund	1,156.27			10.03	0.00	0.00	37.34	36.91	0.00	0.00	1,156.70	0.00
	1,156.27			10.03	0.00	0.00	37.34	36.91	0.00	0.00	1,156.70	0.00
	48,505.12	14,117.81	531.27	16,495.69	6,675.19	5,906.86	484.03	44,220.39	0.00	0.00	6,472.27	4,971.68

Assessable Income (Excl. Capital Gains)	44,220.39
Net Capital Gain	5,031.05
Total Assessable Income	49,251.44

* 1 Includes foreign credits from foreign capital gains.

* 2 Assessable Income in the SMSF Annual Return will be different as capital gains and losses from disposals of assets have not been included.
For a breakdown of Distributed Capital Gains and Non-Assessable Payments refer to Distributions Reconciliation Report.

Tax component details – 2018/2019

AMP Capital - Private Clients

Owner(s): M J BRIMAGE, R A WILKES-BRIMAGE

Client number: P015090

AMP 128 SAU

AMP 1180AM

TAX COMPONENT DETAILS

Component	AMP Capital Corporate Bond Fund - Off-platform Class H	AMP Capital Core Infrastructure Fund - Off-platform Class H
	\$	\$
Australian Income		
Australian franked dividends	0.00	0.01
Australian unfranked dividends	0.00	0.01
Australian unfranked dividends - CFI	0.00	0.00
Australian Interest	3,224.55	43.13
Australian other income	0.00	0.00
Capital Gains From Distributions		
Discounted capital gains TAP	0.00	0.00
Discounted capital gains NTAP	0.00	0.00
CGT concession amount	0.00	0.00
Indexed capital gains TAP	0.00	0.00
Indexed capital gains NTAP	0.00	0.00
Capital gains - Other method TAP	0.00	0.00
Capital gains - Other method NTAP	0.00	0.00
Foreign Income		
Foreign assessable income	1,048.71	0.08
CFC attributed income	0.00	0.00
Other Non-Assessable Amounts		
Tax deferred Income	0.00	0.00
Tax free income	0.00	0.00
Other non-assessable amounts	31.93	2,282.18
Non-assessable non-exempt income	0.00	0.00
Return of capital	0.00	0.00
GROSS DISTRIBUTION	\$4,305.20	\$2,325.41
TFN (or withholding tax) amounts deducted	0.00	0.00
NET DISTRIBUTION	\$4,305.20	\$2,325.41

AMIT COST BASE NET AMOUNT

Component	AMP Capital Corporate Bond Fund - Off-platform Class H	AMP Capital Core Infrastructure Fund - Off-platform Class H
	\$	\$
Cost base decrease	-31.93	-2,377.24
Cost base increase	0.00	0.00

OTHER INFORMATION FOR YOUR 2018/2019 TAX RETURN

Component	AMP Capital Corporate Bond Fund - Off-platform Class H	AMP Capital Core Infrastructure Fund - Off-platform Class H
	\$	\$
Australian franking credit gross up	0.00	49.29
Australian franking credits from a NZ Company	0.00	0.00
Foreign income tax gross up	0.00	0.00
Capital gains - discounted method (grossed up amt)	0.00	0.00
Franking credit tax offset from Australian companies	0.00	144.35
Foreign income tax offset	0.00	0.00
Special rebates	0.00	0.00
TFN deducted - special rebates	0.00	0.00

Tax and AMMA statement* – 2018/2019

AMP Capital Investment Funds

Owner(s): M J BRIMAGE, R A WILKES-BRIMAGE

Client number: T023528

Account reference: BRIMAGE FAMILY SUPER FUND

NML0001AM1

TAX COMPONENT DETAILS – CONSOLIDATED

Distribution components **AMP Capital Wholesale Australian Property Fund**

Australian Income	
Australian franked dividends	18.12
Australian unfranked dividends	137.42
Australian unfranked dividends - CFI	0.00
Australian Interest	166.14
Australian other income	2,642.38
Capital Gains From Distributions	
Discounted capital gains TAP	0.00
Discounted capital gains NTAP	0.00
CGT concession amount	0.00
Indexed capital gains TAP	0.00
Indexed capital gains NTAP	0.00
Capital gains - Other method TAP	0.00
Capital gains - Other method NTAP	0.00
Foreign Income	
Foreign assessable income	6.74
CFC attributed income	0.00
Other Non-Assessable Amounts	
Tax deferred income	0.00
Tax free income	0.00
Other non-assessable amounts	2,553.45
Non-assessable non-exempt income	0.00
Return of capital	0.00
GROSS DISTRIBUTION	\$5,524.26
TFN (or withholding tax) amounts deducted	0.00
NET DISTRIBUTION	\$5,524.26

AMIT COST BASE NET AMOUNT

Component	AMP Capital Wholesale Australian Property Fund
Cost base decrease	-2,553.45
Cost base increase	0.00

OTHER INFORMATION FOR YOUR 2018/2019 TAX RETURN

Component	AMP Capital Wholesale Australian Property Fund
Australian franking credit gross up	7.81
Australian franking credits from a NZ Company	0.00
Foreign income tax gross up	0.00
Capital gains - discounted method (grossed up amt)	0.00
Franking credit tax offset from Australian companies	7.81
Foreign income tax offset	0.00
Special rebates	0.00
TFN deducted - special rebates	0.00

* Where your account includes AMIT investment options, this is your tax statement and attribution managed investment trust member annual statement.

CAPITAL GAINS AND CAPITAL LOSSES FROM THE SALE OF YOUR INVESTMENTS – CONSOLIDATED

Component	AMP Capital Wholesale Australian Property Fund
Capital Gains - discount method (grossed up)	0.00
Capital Gains - indexation method	0.00
Capital Gains - other method	0.00
Current year capital gain from sale of investments	0.00
Current year capital loss from sale of investments	0.00

NOTES

This information is prepared for individual Australian resident taxpayers and not for company, super fund or trust investors.

If more than one individual owns this investment, you need to split these amounts between all owners.

Other information

We show more details in the **Other information for your 2018/2019 tax return** section to help you complete your tax return.

Customer advice fee

You may be entitled to claim the Customer advice fee as a deductible expense on your tax return. You should seek appropriate tax advice about the tax implications, if any, for you.

Completing your tax return

AMP Capital does not provide professional taxation advice. If you need help to complete your tax return, please contact your taxation adviser.

BENNELONG EX-20 AUSTRALIAN EQUITIES FUND
Part B Components of Distribution

Australian Income	Cash Distribution	Tax Paid/Offset	Taxable Income
Dividends - franked	\$317.38	\$206.38	\$523.76
Dividends - unfranked	\$26.43	\$0.00	\$26.43
Dividends - unfranked CFI	\$17.68	\$0.00	\$17.68
Interest	\$10.28	\$0.00	\$10.28
Interest - NR WHT exempt	\$0.00	\$0.00	\$0.00
Other income	\$73.39	\$0.00	\$73.39
Non Primary Production Income	\$127.78	\$0.00	\$127.78
Capital Gains	Cash Distribution	Tax Paid/Offset	Taxable Income
Discounted Capital Gains (TARP)	\$0.39	\$0.00	\$0.39
Discounted Capital Gains (NTARP)	\$365.89	\$0.00	\$365.89
Capital Gains - Indexation Method (TARP)	\$0.00	\$0.00	\$0.00
Capital Gains - Indexation Method (NTARP)	\$0.00	\$0.00	\$0.00
Capital Gains - Other Method (TARP)	\$0.00	\$0.00	\$0.00
Capital Gains - Other Method (NTARP)	\$0.00	\$0.00	\$0.00
CGT Concession/Gross Up Amount	\$366.28		
Distributed Capital Gain	\$732.56	\$0.00	
Net Capital Gain			\$366.28
Foreign Entities	Cash Distribution	Tax Paid/Offset	Taxable Income
CFC Income	\$0.00	\$0.00	\$0.00
Foreign Entities	\$0.00	\$0.00	\$0.00
Foreign Income	Cash Distribution	Tax Paid/Offset	Taxable Income
Aust Franking Credits from a NZ company		\$0.00	\$0.00
Assessable/Other Net Foreign Source Income	\$45.96	\$9.54	\$55.50
Foreign Income	\$45.96	\$9.54	\$55.50
Non-Assessable Amounts	Cash Distribution		
Net exempt income	\$0.00		
Return of Capital	\$0.00		
Non Assessable Non Exempt (NANE)	\$0.00		
Other Non-Assessable Amounts	\$74.14		
Non-Assessable Amounts	\$74.14		

BENNELONG EX-20 AUSTRALIAN EQUITIES FUND

	Cash Distribution	Tax Paid/Offset	Taxable Income
Gross	\$1,297.82	\$215.92	\$1,073.32
Less: Amounts Withheld/Deducted			
TFN amounts withheld	\$0.00		
Non-resident withholding tax	\$0.00		
Total Amounts Withheld/Deducted	\$0.00		
Net Cash Distribution	\$1,297.82		

Additional Capital Gains Information	Value
Capital gains - discount method (grossed up)	\$732.56
Capital gains - indexed	\$0.00
Capital gains - other method	\$0.00
Total Current Year Capital Gains	\$732.56

Important information for all investors

AMIT Cost Base Net Amount	Value
AMIT cost base increase amount	\$1,439.60
AMIT cost base decrease amount	\$1,513.74
AMIT cost base net amount increase or (decrease)	\$(74.14)

This statement represents :

**A Notice for the purposes of Subdivision 12-H of the Taxation Administration Act 1953(Cth); and
An Attribution Managed Investment Trust Member Annual (AMMA) statement for the purposes of
Subdivision 276-H of the Income Tax Assessment Act 1997.**

Please retain this statement for income tax purposes.

12th July 2019

Martyn Brimage and Roberta Wilkes-Brimage ATF Brimage Family Super Fund

ATT: Martyn and Roberta Brimage
 16 Cormorant Drive
 Hewett SA 5118
 Australia
 E-mail: SSG.AUS@customhousegroup.com

BENNELONG KARDINIA ABSOLUTE RETURN FUND - PDS DAILY – INVESTOR NO 5924

Statement period: 01/07/2018 – 30/06/2019
 Distribution amount 2019: \$710.03

Part B: Summary of 2018 tax return (supplementary section) items

Part B - Table 1 - Partnerships and trusts - Primary production		
Item	Amount	Tax return label
Share of net income from trusts	-	13L
Other deductions relating to amounts shown at share of net income from trusts	-	13X
Part B - Table 2 - Partnership and trusts - Non-primary production		
Item	Amount	Tax return label
Share of net income from trusts, less net capital gains, foreign income and franked distributions	351.68	13U
Franked distributions from trusts	649.15	13C
Other deductions relating to non-primary production income	-	13Y
Part B - Table 3 - Share of credits from income and tax offsets		
Item	Amount	Tax return label
Share of credit for tax withheld where Australian business number not quoted	-	13P
Share of franking credit from franked dividends	326.94	13Q
Share of credit for tax file number amounts withheld from interest, dividends and unit trust distributions	-	13R
Share of credit for tax paid by trustee	-	13S
Share of credit for foreign resident withholding amounts (excluding capital gains)	3.70	13A
Share of National rental affordability scheme tax offset	-	13B
Early stage venture capital limited partnership	-	T8K
Early stage investor	-	T9L
Other refundable tax offsets: Exploration credits	-	T11 (code E)
Part B - Table 4 - Capital gains		
Item	Amount	Tax return label
Net capital gain	-	18A
Total current year capital gains	-	18H
Credit for foreign resident capital gains withholding amounts	-	18X

Part B - Table 5 - Foreign entities		
Item	Amount	Tax return label
CFC income	-	19K
Transferor trust income	-	19B
Part B - Table 6 - Foreign source income and foreign assets or property		
Item	Amount	Tax return label
Assessable foreign source income	9.87	20E
Net foreign rent	-	20R
Other net foreign source income	9.87	20M
Australian franking credits from a New Zealand franking company	-	20F
Foreign income tax offset	3.70	20O
Part B - Table 7 - Other income		
Item	Amount	Tax return label
Category 3 rebates	-	24V

Part C AMMA: Components of an attribution

Part C - Table 1 - Australian income				
Item	Cash distribution	Tax paid or Franking credit (grossed up)	Attribution	Tax return label
Interest	227.86	-	227.86	
Dividends	123.82	-	123.82	
Dividends: unfranked amount declared to be CFI	50.10	-	50.10	
Dividends: unfranked amount not declared to be CFI	73.72	-	73.72	
Dividends: less LIC capital gain deduction	-	-	-	
Other assessable Australian income see note	-	-	-	
Non-primary production income (A)	351.68	-	351.68	13U
Dividends: Franked amount (Franked distributions) (X)	322.21	326.94	649.15	13C/13Q

Part C - Table 2 - Capital gains				
Capital gains	Cash distribution	Foreign tax paid	Attribution	Tax return label
Capital gains discount: Taxable Australian property	-	-	-	
Capital gains discount - Non-Taxable Australian property	-	-	-	
Capital gains other - Taxable Australian property	-	-	-	
Capital gains other - Non-Taxable Australian property	-	-	-	
Net capital gain	-	-	-	18A
AMIT CGT gross up amount	-	-	-	
Other capital gains distribution	-	-	-	
Total current year capital gains (B)	-	-	-	18H

Part C - Table 3 - Foreign income				
Foreign income	Cash distribution	Foreign tax paid or Franking credit	Attribution	Tax return label
Other net foreign source income	6.17	3.70	9.87	20M/20O
Net foreign rent	-	-	-	20R
Australian franking credits from a New Zealand franking company	-	-	-	20F
Assessable foreign source income	6.17	3.70	9.87	20E
CFC income	-	-	-	19K
Transferor trust income	-	-	-	19B
Total foreign income (C)	6.17	3.70	9.87	

Part C - Table 4 - Tax offsets		
Tax offsets	Amount	Tax return label
Franking credit tax offset	326.94	13Q
Foreign income tax offset	3.70	20O
Total Tax Offsets (D)	330.64	

Part C - Table 5 - Other non-assessable amounts and cost base details			
Other non-assessable amounts	Cash distribution	Attribution/ Amount	Other amount
Net exempt income	-	-	-
Non-assessable non-exempt amount (E)	-	-	-
Other non-attributable amounts	29.97	-	-
Gross cash distribution (G)	710.03	-	710.03
AMIT cost base net amount - excess	-	-	29.97
AMIT cost base net amount - shortfall	-	-	-

Part C - Table 6 - Other amounts deducted from trust distributions		
Other amounts deducted from trust distribution	Cash amount	Tax return label
TFN amounts withheld	-	13R
Other expenses	-	13Y
Credit for foreign resident capital gains withholding amounts	-	18X
Other income Category 3: Rebates	-	24V
Net cash distribution	710.03	

Please note:

- Your Tax Statement forms a payment summary for the purpose of the Taxation Administration Act 1953. Please retain your Tax Statement for income tax purposes.
- No details are provided for funds that did not distribute over the financial year.

If you are an individual and require help with completing your Australian tax return, please refer to the 'BTIM Tax Statement Guide 2019', available at www.btim.com.au/financialyearend. If you are completing your tax return online, please refer to the 'BTIM Tax Statement (MyTax) Guide 2019' available at www.btim.com.au/financialyearend.

TAX COMPONENTS BY FUND

	distributions received	tax offsets	taxable income
BT Wholesale Funds			
Pental Global Emerging Markets Opportunities Fund - WS - BTA0419AU- AMMA Statement			
non-primary production income			
interest (subject to non-resident WHT)	\$1.52		\$1.52
			<u>\$1.52</u>
net capital gains			
discount method NTARP	\$376.94		\$376.94
CGT gross up amount	\$376.94		
			<u>\$376.94</u>
foreign income	\$768.82	\$83.22	\$852.04
total distributions	<u>\$1,524.22</u>		

Additional capital gains information included in summary on first page.

Discount method x 2	\$753.88
Indexation method	\$0.00
Other	\$0.00
Total Capital Gains	\$753.88

STATEMENT INFORMATION

BT Investment Management (Fund Services) Limited (ABN 13 161 249 332, AFS Licence No. 431426)

Pental Global Emerging Markets Opportunities Fund - WS

PIMCO

Brimage Family Superannuation Fund
16 Cormorant Drive
HEWETT SA 5118

AMIT Member Annual Statement PIMCO Diversified Fixed Interest Fund - Wholesale Class (ETL0016AU) 01 July 2018 to 30 June 2019

Dear Sir/Madam

Please find below the Attribution Managed Investment Trust Member Annual (AMMA) Statement for the year ended 30 June 2019 for your investment in the PIMCO Diversified Fixed Interest Fund - Wholesale Class.

The following tax return items are valid for Australian resident individual unitholders only.

If any of the details in Part A are incorrect, update your details with your trustee.

Enquiries: 1300 113 547

Mail: GPO Box 804
Melbourne VIC 3001

Fax: 02 9151 4096

Web: www.pimco.com.au

Email: investorservices@au.pimco.com

PIMCO Australia Management Limited

ABN 37 611 709 507

AFSL 487 505

Page

1 of 2

Date

12 July 2019

Part A: Your Details

Investor Name

Martyn John Brimage and Roberta Anne
Wilkes Brimage < Brimage Family
Superannuation Fund >

Investor Number

800158461

Account Holder Name TFN/ABN

Brimage Family Superannuation Fund
Provided

Investor Type

Superannuation Fund

Tax Residence

Australia

Overseas Tax ID No

Not Provided

Financial Adviser

Michael McCabe
PO Box 230
ADELAIDE SA 5015
Australia

Part B Tax Return (Supplementary Section)	Summary of tax return (supplementary section) items	
	Amount (\$)	Tax return label
Non-primary production income	3,289.13	13U
Franked distributions from trusts	0.00	13C
Other deductions relating to distributions	0.00	13Y
Franking credits	0.00	13Q
Credit for tax file number (TFN) amounts withheld	0.00	13R
Share of credit for tax paid by trustee	0.00	13S
Share of credit for foreign resident amounts withheld	0.00	13A
Net capital gains	0.00	18A
Total current year capital gains	0.00	18H
Foreign entities - CFC income	0.00	19K
Assessable foreign source income	2,650.97	20E
Other net foreign source income	2,650.97	20M
Australian franking credits from a NZ company	0.00	20F
Foreign income tax offsets*	0.03	20O

*To work out your foreign income tax offset (FITO) entitlement, see "20 Foreign source income and foreign assets or property" of the Supplementary tax return or the Guide to foreign income tax offset rules 2019 on www.ato.gov.au.

AMMA Statement
PIMCO Diversified Fixed Interest Fund - Wholesale Class
01 July 2018 to 30 June 2019

Page 2 of 2
Investor Number 800158461

Part C Components of an attribution	Cash distribution (\$)	Tax paid or tax offsets Gross Up (\$)	Attribution/Amount (\$)
Australian Income			
Dividends: unfranked amount	0.00	0.00	0.00
Dividends: unfranked CFI amount	0.00	0.00	0.00
Interest (subject to non-resident WHT)	19.50	0.00	19.50
Interest (not subject to non-resident WHT)	676.46	0.00	676.46
Other assessable Australian income	2,593.17	0.00	2,593.17
Non-primary production income	3,289.13	0.00	3,289.13
Dividend: Franked amount (Franked distributions)	0.00	0.00	0.00
Capital Gains			
Discounted capital gain NTARP	0.00	0.00	0.00
Discounted capital gain TARP	0.00	0.00	0.00
Capital gain other - TAP	0.00	0.00	0.00
Capital gain other - NTAP	0.00	0.00	0.00
Net capital gains	0.00	0.00	0.00
AMIT CGT gross up amount	0.00	0.00	0.00
Other capital gains distribution	0.00	0.00	0.00
Total current year capital gains	0.00		0.00
Foreign Income			
Other Net Foreign Source Income	2,650.94	0.03	2,650.97
Australian franking credits from a NZ company	0.00	0.00	0.00
Assessable net foreign income	2,650.94	0.03	2,650.97
Foreign entities - CFC income	0.00	0.00	0.00
Total foreign income	2,650.94	0.03	2,650.97
Tax Offset		Amount (\$)	
Franking credit tax offset		0.00	
Foreign income tax offset		0.03	
Franking Credit for NZ Company		0.00	
Total tax offset		0.03	
Other Non-Assessable Amounts		Attribution Amount (\$)	
Other non-attributable amounts	0.00		
Non-assessable non-exempt income	0.00	0.00	
Net exempt income	0.00	0.00	
Gross cash distribution	5,940.07	0.00	
AMIT Cost Base Adjustment		Amount (\$)	
AMIT cost base - excess		0.00	
AMIT cost base - shortfall		0.00	
Other Deductions From Distributions			
Less Resident withholding tax	0.00		
Less Foreign resident withholding tax	0.00		
Less Foreign resident withholding tax (s12H)**/Foreign Resident Income tax (s276-105)	0.00		
Less Other expenses	0.00		
Other Rebate Income	0.00		
Net cash distributions	5,940.07		
Non-resident Reporting		Attribution Amount (\$)	
Interest exempt from withholding	676.46	0.00	
Non-resident withholding amount	19.50	0.00	
Non-resident member ss276-105(2)(a) or (b)	0.00	0.00	
Non-resident member ss276-105(2)(c)	0.00	0.00	
Managed Investment Trust Fund Payment	2,593.17	0.00	
Deemed payment - Dividend	0.00	0.00	
Deemed payment - Interest	0.00	0.00	
Deemed payment - Fund Payment	0.00	0.00	
Deemed payment - Royalties	0.00	0.00	
		Tax paid/payable	

****Note: Foreign resident withholding tax (S12-H)**

If Managed Investment Trust withholding tax is applicable to your investment, this is the sum of the amounts withheld from fund payments made for the year ended 30 June pursuant to Subdivision 12-H and Subdivision 12A-B of Schedule 1 of the Taxation Administration Act 1953.



MAGELLAN
ASSET MANAGEMENT LIMITED

12 July 2019

Mr Martyn J Brimage & Mrs Roberta A Wilkies-Brimage <Brimage Family
Super Fund>
16 Cormorant Drive
HEWITT SA 5118

Investor number: 039379

Attribution Managed Investment Trust Member Annual (AMMA) Statement

For the year ended 30 June 2019

Magellan Global Fund - APIR Code MGE0001AU

Part A - Your Details

You are recorded as being a Superannuation Fund
Tax File Number / ABN Quoted: Provided
Country of residence at 30 June 2019 : Australia

Part B - Summary of 2019 Tax Return (supplementary section) Items

	Amount	Tax return label
Non-primary production income	4.16	13U
Franked distributions from trusts	0.00	13C
Other deductions relating to distributions	0.00	13Y
Credit for foreign resident withholding amounts	0.00	13A
Share of National rental affordability scheme tax offset	0.00	13B
Share of credit for ABN tax withheld	0.00	13P
Franking credits	0.00	13Q
Credit for TFN amounts withheld	0.00	13R
Share of credit for tax paid by trustee	0.00	13S
Early stage venture capital limited partnership	0.00	T8K
Early stage investor	0.00	T9L
Other refundable tax offsets: Exploration credits	0.00	T11
Net capital gain	1,214.04	18A
Total current year capital gains	2,428.08	18H
CFC Income	0.00	19K
Transferor trust income	0.00	19B
Assessable foreign source income	677.65	20E
Other net foreign source income	677.65	20M
Franking credits from a New Zealand franking company	0.00	20F
Foreign Income Tax Offsets	112.37	20O

Please retain this statement for Income Tax Purposes

Part C Components of attribution	Cash Distribution	Tax Paid/ Franking Credit (grossed up)	Attribution	Tax return label
<u>Australian income</u>				
Interest	1.06		1.06	
Dividends	0.00		0.00	
Dividends: unfranked amount declared to be CFI	0.00		0.00	
Dividends: unfranked amount not declared to be CFI	0.00		0.00	
Dividends: less LIC capital gain deduction	0.00		0.00	
Other assessable Australian income	3.10		3.10	
Non-primary production income	4.16		4.16	13U
Dividends: Franked amount	0.00	0.00	0.00	13C
<u>Capital gains</u>				
Capital gains discount - Taxable Australian property	0.00		0.00	
Capital gains discount - Non-Taxable Australian property	1,214.04	0.00	1,214.04	
Capital gains other - Taxable Australian property	0.00		0.00	
Capital gains other - Non-Taxable Australian property	0.00	0.00	0.00	
Net capital gain	1,214.04	0.00	1,214.04	18A
AMIT CGT gross up amount	0.00		1,214.04	
Other capital gains distribution	1,214.04		0.00	
Total current year capital gains	2,428.08	0.00	2,428.08	18H
<u>Foreign Income</u>				
Other net foreign source income	565.28	112.37	677.65	20M
Assessable foreign source income	565.28	112.37	677.65	20E
Australian franking credits from a New Zealand franking company	0.00		0.00	20F
CFC income	0.00		0.00	19K
Transferor trust income	0.00		0.00	19B
Total foreign income	565.28	112.37	677.65	
<u>Tax offsets</u>				
	Amount	Tax return label		
Franking credit tax offset	0.00	13Q / 20F		
ESVCLP tax offset	0.00	T8K		
Foreign income tax offset	112.37	20O		
Total tax offsets	112.37			
<u>Other non-assessable amounts and cost base details</u>				
	Cash distribution	Attribution/Amount	Other amount	
Net exempt income	0.00	0.00		
Non-assessable non-exempt amount	0.00	0.00		
Other non-attributable amount	0.00			
Gross cash distribution	2,997.52		2,997.52	
AMIT cost base net amount - excess (decrease)			0.00	
AMIT cost base net amount - shortfall (increase)			0.00	
<u>Other amounts deducted from trust distribution</u>				
	Cash amount	Tax return label		
TFN amounts withheld	0.00	13R		
Non-resident withholding tax deducted	0.00			
Other expenses	0.00	13Y		
Net cash distribution	2,997.52			



14276239/005050



AMIT Member Annual Statement

Please retain this statement for income tax purposes.



046

7/000004/B0078/93959/B

M J Brimage & R W Brimage ATF Brimage
Family Super Fund
16 Cormorant Drive
HEWETT SA 5118

Perpetual Wholesale Funds

Client number	400047805
Account number	AG801000749
Issue date	13 July 2019
Reporting period	01 July 2018 - 30 June 2019
Client services	1800 022 033



L000004

Adviser Michael McCabe

Account name M J Brimage & R W Brimage ATF Brimage
Family Super Fund

Part A - Your details

Account name	M J Brimage & R W Brimage ATF Brimage Family Super Fund
Investor type	Superannuation fund
Tax File Number (TFN)	ABN provided
Account status	Active

Part B - Tax return information

This summary applies to resident individuals who hold their investment on capital account. Part C has information for all taxpayers. Use the information in this statement in preference to any amounts automatically downloaded using myTax or your tax agent's pre-filing service.

	Tax return reference	Amount
Partnerships and trusts		
Non-primary production income		
Share of net income from trusts, less net capital gains, foreign income and franked distributions	13U	\$4,003.71
Franked distributions from trusts	13C	\$2,125.87
Share of credits from income and tax offsets		
Franking credits	13Q	\$758.55
Capital gains		
Net capital gain	18A	\$3.21
Total current year capital gains	18H	\$6.42
Foreign source income		
Assessable foreign source income	20E	\$685.77
Other net foreign source income	20M	\$685.77
Foreign income tax offset	20C	\$49.31

7/000004/B0078/93959/B/PWF_ANNUAL_TAX_JUNE_2019_AmtTaxUT_101554122_WholesaleFunds

Part C - Detailed information

PER 026044

Perpetual Wholesale Funds - Perpetual Wholesale Diversified Income Fund

	Distribution / cash	Franking credits / tax offsets	Attributed amount in excess of distribution	Attributed amount
Australian income				
Interest	\$3,702.73			\$3,702.73
Other income	\$162.27			\$162.27
Non-primary production income	\$3,865.00			\$3,865.00
Foreign income				
Assessable foreign income	\$534.26	\$20.17		\$554.43
Total foreign source income	\$534.26	\$20.17		\$554.43
Gross distribution	\$4,399.26			
Attributed amount in excess of distributions			\$0.00	
Net distribution	\$4,399.26			

Part C - Detailed information

Perpetual Wholesale Funds - Perpetual Wholesale SHARE-PLUS Long-Short Fund **PER20072AM**

	Distribution/ cash	Franking credits / tax offsets	Attributed amount in excess of distribution	Attributed amount
Australian income				
Interest	\$2.12			\$2.12
Dividends unfranked	\$57.87			\$57.87
Dividends - conduit foreign income (CFI)	\$78.72			\$78.72
Non-primary production income	\$138.71			\$138.71
Dividends franked	\$1,367.32	\$758.55		\$2,125.87
Franked distributions from trusts	\$1,367.32	\$758.55		\$2,125.87
Capital gains				
Discounted capital gains (TAP)	\$3.21			\$3.21
CGT gross up / concession amount	\$3.21			\$3.21
Total current year capital gain	\$6.42			\$6.42
Net capital gain				\$3.21
Foreign income				
Assessable foreign income	\$102.20	\$29.14		\$131.34
Total foreign source income	\$102.20	\$29.14		\$131.34
Gross distribution	\$1,614.65			
Attributed amount in excess of distributions			\$0.00	
Net distribution	\$1,614.65			

8/000004Q02*

8/000004/B0078/93959/B/PWF_ANNUAL_TAX_JUNE_2019_AusTaxUT_101554122_WholesaleFunds

Platinum Asia Fund - C Class

Martyn J Brimage & Roberta A Wilkes-Brimage ATF
 Brimage Family Super Fund
 16 Cormorant Dr
 HEWETT SA 5118

Account Number 65418
 Units Held Post Distribution 8,800.49
 Distribution Rate \$0.131386
 Distribution Date 30 June 2019

Office Manager
 Coull & Prior Taxation Consultants

AMMA Statement **As at 30 June 2019**

Components	Rate (\$/Unit)	Cash Distribution (\$)	Tax Paid or Offsets (\$)	Attribution Amount (\$)
Australian Source Income				
Interest	0.001137	10.01	0.00	10.01
Other Income	0.000002	0.02	0.00	0.02
Foreign Source Income				
Foreign Source Income	0.000000	0.00	26.88	26.88
Capital Gains - NTAP¹				
Other	0.000016	0.14	0.00	0.14
Discount ²	0.064521	567.82	10.46	578.28
Net Capital Gains		567.96	10.46	578.42
Other Capital Gains Distribution NTAP ³	0.065710	578.28		578.28
AMIT CGT Gross Up Amount ⁴				578.28
Total Current Year Capital Gains		1,146.24	10.46	1,156.70
Totals	0.131386	1,156.27	37.34	1,193.61
Less Australian Tax Withheld		0.00		
Less Performance Fee		0.00		
Net Distribution		1,156.27		

Distribution amount has been paid to your nominated account:

Bank Branch	MBL - Macquarie Bank Limited
BSB / Account Number	182512 / 961458320
Account Name	Martyn J Brimage & Roberta A Wilkes-Brimage ATF Brimage F

- Capital gains distributed to non-residents may include both Australian and foreign capital gains; such gains continue to be exempt from Australian tax as they are not in relation to taxable Australian property. These capital gains are therefore labelled above as non-taxable Australian property (NTAP).
- (Australians Only) The amount in the 'Attribution (\$)' column needs to be increased by the AMIT CGT Gross Up Amount and offset by any capital losses you may choose to apply before applying your appropriate discount concession (ie 50% for individuals and trusts and 33.3% for complying superannuation entities).
- This represents the total amount of cash distributed in relation to all capital gains not already reflected in the capital gain amounts above.
- AMIT CGT Gross Up Amount represents the gross up of the Discount Capital Gains.

The AMIT cost base net amount is nil.

Please retain for your tax records

D



30/06/2019

Investor No. 26223

Mr M Brimage Mrs R Wilkes-Brimage
Brimage Family Super Fund
16 Cormorant Drive
HEWETT SA 5118
AUSTRALIA

The Montgomery Fund

Attribution Managed Investment Trust Member Statement for the period 01/07/2018 to 30/06/2019

Part A: Your details

Australian tax file number (TFN)	Provided
Country of tax residency	AUSTRALIA

Part B: Summary of 2019 tax return (supplementary section) items

Tax return (supplementary section)	Tax return label	Amount
Share of net income from trusts, less net capital gains, foreign income and franked distributions (A)	13U	\$201.67
Franked distributions from trusts	13C	\$835.13
Share of franking credit from franked dividend	13Q	\$351.05
Share of credit for tax file number amounts withheld from interest, dividends, and unit trust distributions	13R	\$0.00
Net capital gain	18A	\$697.32
Total current year capital gains (B)	18H	\$1,394.64
Assessable foreign source income	20E	\$221.88
Other net foreign source income	20M	\$221.88
Foreign income tax offset	20O	\$44.18

Part C AMMA: Components of an attribution

	Tax Label	Cash Distribution	Tax Paid or Tax Offsets	Attribution
<u>Australian Income</u>				
Interest		\$112.35	\$0.00	\$112.35
Other Income		\$0.00	\$0.00	\$0.00
Unfranked Dividends		\$7.16	\$0.00	\$7.16
Unfranked CFI		\$82.16	\$0.00	\$82.16
Non primary-production income (A)	13U	\$201.67	\$0.00	\$201.67
Franked Dividends	13C/13Q	\$484.08	\$351.05	\$835.13
<u>Capital Gains</u>				
Capital gains discount: Taxable Australian Property		\$0.00	\$0.00	\$0.00
Capital gains discount: Non - Taxable Australian Property		\$697.32	\$0.00	\$697.32
Capital Gains - Other Method		\$0.00	\$0.00	\$0.00
Net capital gain	18A	\$697.32	\$0.00	\$697.32
AMIT CGT gross up amount		\$0.00	\$0.00	\$697.32
Other Capital Gain Distribution		\$697.32	\$0.00	\$0.00
Total current year capital gains (B)	18H	\$1,394.64	\$0.00	\$1,394.64
<u>Foreign Income</u>				
Other net foreign source income	20M/20O	\$177.70	\$44.18	\$221.88
Assessable foreign source income (C)	20E	\$177.70	\$44.18	\$221.88
<u>Non-assessable Income</u>				
Other non-attributable amounts – Tax Deferred		\$0.00	\$0.00	\$0.00
Other non-attributable amounts – Tax Free		\$0.00	\$0.00	\$0.00
Other non-attributable amounts – Returns of Capital		\$0.00	\$0.00	\$0.00
<u>Cost base details</u>				
AMIT cost base net amount – excess				\$0.00
AMIT cost base net amount – shortfall				\$0.00
Total cash distribution		\$2,258.09		
<u>Other amounts deducted from trust distribution</u>				
TFN Amounts withheld		\$0.00		
Net Cash Distribution		\$2,258.09		

Disclaimer; Fundhost Limited ABN 69 092 517 087 AFSL 233 045 has prepared this statement in accordance with the current regulatory requirements as at 30 June 2019. The information in this statement is not tax advice. The tax return references relate only to individual investors. They do not relate to trusts, superannuation funds, partnerships or any other type of investor. Fundhost Limited does not provide tax advice to investors. It is not possible for Fundhost Limited to take into account the financial situation of investors. We recommend that investors seek professional assistance when completing tax returns.

BRIMAGE FAMILY SUPER FUND Investment Summary Report

As at 30 June 2019

Investment	Units	Market Price	Market Value	Average Cost	Accounting Cost	Unrealised Gain/(Loss)	Gain/(Loss) %	Portfolio Weight%
Cash/Bank Accounts								
Macquarie Cash Management Account 961458320		25,569.170000	25,569.17	25,569.17	25,569.17			2.29 %
UBank 20-385-6933		47,346.970000	47,346.97	47,346.97	47,346.97			4.24 %
			72,916.14		72,916.14		0.00 %	6.53 %
Shares in Listed Companies (Australian)								
ANZ.AX ANZ Banking Group Ltd FPO	412.00	28.210000	11,622.52	24.35	10,034.16	1,588.36	15.83 %	1.04 %
BHP.AX Bhp Billiton Limited - Ordinary Fully Paid	147.00	41.160000	6,050.52	44.71	6,571.90	(521.38)	(7.93) %	0.54 %
RIO.AX Rio Tinto Limited	172.00	103.760000	17,846.72	87.05	14,972.10	2,874.62	19.20 %	1.60 %
S32.AX South32 Limited	415.00	3.180000	1,319.70	3.42	1,417.96	(98.26)	(6.93) %	0.12 %
WBC.AX Westpac Banking Corporation	408.00	28.360000	11,570.88	24.52	10,004.00	1,566.88	15.66 %	1.04 %
WPL.AX Woodside Petroleum Limited	210.00	36.360000	7,635.60	47.73	10,023.15	(2,387.55)	(23.82) %	0.68 %
			56,045.94		53,023.27	3,022.67	5.70 %	5.02 %
Units in Listed Unit Trusts (Australian)								
AMP1180AU AMP Capital Core Infrastructure Fund - Off-platform Class H	99,846.62	1.364210	138,208.69	1.27	127,200.00	11,008.69	8.65 %	12.38 %
AMP1285AU AMP Capital Corporate Bond Fund - Off-platform Class H	140,303.24	0.986420	138,397.92	1.03	145,000.00	(6,602.08)	(4.55) %	12.39 %
NML0001AU AMP Capital Wsale Austr'n Prop Fd	117,723.14	1.335840	157,259.28	1.32	155,000.00	2,259.28	1.46 %	14.08 %
BFL0004AU Bennelong Ex-20 Aust Equities Fd	15,471.49	2.340400	36,209.48	2.59	40,000.00	(3,790.52)	(9.48) %	3.24 %
HFL0108AU Ironbark - LHP Global Long/Short Fund (Wholesale)	32,139.34	1.783000	57,304.44	1.56	50,000.00	7,304.44	14.61 %	5.13 %
MGE0001AU Megellan Global Fund	25,421.57	2.525600	64,204.73	1.18	30,000.00	34,204.73	114.02 %	5.75 %
BTA0419AU Pental Global Emerging Markets Opportunities Fund - Wholesale (BT)	27,949.35	1.335800	37,334.74	1.30	36,200.00	1,134.74	3.13 %	3.34 %
PER0260AU Perpetual Wholesale Diversified Income Fund	143,211.08	0.974429	139,549.03	0.98	140,000.00	(450.97)	(0.32) %	12.50 %
PER0072AU Perpetual Wholesale Share	13,455.16	2.692845	36,232.65	2.60	35,000.00	1,232.65	3.52 %	3.24 %

BRIMAGE FAMILY SUPER FUND
Investment Summary Report

As at 30 June 2019

Investment	Units	Market Price	Market Value	Average Cost	Accounting Cost	Unrealised Gain/(Loss)	Gain/(Loss)%	Portfolio Weight%
Plus Long Short Fund								
ETL0016AU PIMCO Diversified Fixed Interest Fund - Wholesale Class	116,993.27	1.044500	122,199.47	1.03	120,000.00	2,199.47	1.83 %	10.94 %
FHT0030AU The Montgomery Fund	26,366.38	1.440300	37,975.50	1.46	38,400.00	(424.50)	(1.11) %	3.40 %
			964,875.93		916,800.00	48,075.93	5.24 %	86.40 %
Units in Unlisted Unit Trusts (Australian)								
PLA0004AU Platinum Asia Fund	8,800.49	2.599700	22,878.63	2.27	20,000.00	2,878.63	14.39 %	2.05 %
			22,878.63		20,000.00	2,878.63	14.39 %	2.05 %
			1,116,716.64		1,062,739.41	53,977.23	5.08 %	100.00 %

Investment details

Your personal return

Transaction	Value \$
Change in value	4,732.08
Plus distributions paid and / or reinvested	1,206.73
Plus rebates and / or other income	0.00
Less direct ongoing fees	0.00
Personal net return	\$5,938.81
Personal net rate of return	2.48%

- Your personal net rate of return takes into account not only investment option returns, but also any transactions made (and their timings) during the reporting period. Transactions include all direct fees and rebates which apply to your plan.
- The personal net rate of return is for the reporting period of this statement—it is not an annualised rate.

Your investment summary

Fund	Current allocation %	No. of units	Unit price \$	Value \$
AMP Capital Corporate Bond Fund - Off-platform Class H	50.00	140,303.24	0.98641	138,396.97
AMP Capital Core Infrastructure Fund - Off-platform Class H	50.00	99,846.62	1.38421	138,208.23
Total net amount	100%			\$276,605.20

- The unit price shown is rounded to 5 decimal places. However, when we calculate the value of your investment, we use the full unit price, which has 9 decimal places.

Distribution details - current period

Fund	No. of units	Distribution (cents per unit)	Date	Gross distribution amount \$	Distribution method	Distribution paid \$
AMP Capital Corporate Bond Fund - Off-platform Class H						
	140,303.24	0.2212640	01/04/2019	\$ 310.44	Direct credit	310.44
Sub-total				\$310.44		\$310.44
AMP Capital Corporate Bond Fund - Off-platform Class H						
	140,303.24	0.2218410	01/05/2019	311.25	Direct credit	311.25
Sub-total				\$311.25		\$311.25
AMP Capital Corporate Bond Fund - Off-platform Class H						
	140,303.24	0.2218410	01/06/2019	311.25	Direct credit	311.25
Sub-total				\$311.25		\$311.25
AMP Capital Core Infrastructure Fund - Off-platform Class H						
	40,045.97	0.6836890	01/04/2019	273.79	Direct credit	273.79
Sub-total				\$273.79		\$273.79
Total				\$1,206.73		\$1,206.73

- The above distribution/s are included in the current period personal net return.

Distribution details - next period

Fund	No. of units	Distribution (cents per unit)	Date	Gross distribution amount \$	Distribution method	Distribution paid \$
AMP Capital Corporate Bond Fund - Off-platform Class H						
	140,303.24	0.4837450	01/07/2019	678.71		
					Direct credit	678.71
Sub-total				\$678.71		\$678.71
AMP Capital Core Infrastructure Fund - Off-platform Class H						
	99,846.62	1.1904460	01/07/2019	1,188.62		
					Direct credit	1,188.62
Sub-total				\$1,188.62		\$1,188.62
Total				\$1,867.33		\$1,867.33

- The above distribution/s are for your information only and will be used in calculating your personal net return in the next statement.

Nominated account details for your distribution payment

Account name	BSB	Account number
BRIMAGE FAMILY SUPER FUND	182-512	961458320

- If any of these details are incorrect, please contact us immediately.

Transactions

Transaction details

Fund	Transaction description	Date	No. of units	Amount \$
AMP Capital Corporate Bond Fund - Off-platform Class H				
	Opening value		140,303.24	137,974.10
	Change in value	-	-	422.87
	Closing value		140,303.24	138,396.97
AMP Capital Core Infrastructure Fund - Off-platform Class H				
	Opening value		40,045.97	53,899.02
	New Investment	08/05/2019	59,800.65	80,000.00
	Change in value	-	-	4,309.21
	Closing value		99,846.62	138,208.23
Total value				\$276,605.20

- Any transaction costs (eg contribution fees) are already included in the change in value and new investment amounts shown. If you did not make any transactions during this period the change in value represents unit price movement only.



05 July 2019



000 000001.4.1398858

Mr Martyn & Mrs Roberta Wilkes-Brimage ATF Brimage Family Super Fund
16 Cormorant Drive
HEWETT SA 5118

Dear Investor,

Client No : 0000081778
Account No : A960000146
APIR Code: BFL0004AU

BENNELONG EX-20 AUSTRALIAN EQUITIES FUND

The Responsible Entity for this fund is Bennelong Funds Management Limited of
Level 1, 9 Queen St MELBOURNE VIC 3000, ABN 39111214085, AFSL 296806

Transaction Statement

Period: 01 Jun 2019 to 30 Jun 2019

Details of Holdings

Distribution Preference Cash
Current Dealer Group Securitor Financial Group Ltd
Current Advisor Michael McCabe
Tax File Number Valid

Transaction history


Date	Description		Gross amount	Tax Withheld*	Fees	Net amount	Unit price	Units	Unit balance
01 Jun 2019	Opening balance	AUD	\$34,994.97	\$0.00	\$0.00	\$34,994.97	\$2.261900	0.00	15,471.4938
28 Jun 2019	Distribution	AUD	\$1,018.73	\$0.00	\$0.00	\$1,018.73	\$2.280400	0.0000	15,471.4938
30 Jun 2019	Closing balance	AUD	\$35,193.01	\$0.00	\$0.00	\$35,193.01	\$2.274700	0.00	15,471.4938

End of Transaction History

* Tax Withheld represents TFN/ABN withholding tax (or non-resident withholding tax, where applicable) we are required to deduct from your distribution entitlement in order to meet our Australian tax obligations.

Important Note: This transaction may have specific tax implications for you. We recommend you seek advice from your financial and/or tax advisor. Please retain this statement for tax purposes.

L 001376


 MR M J BRIMAGE & MRS R W-BRIMAGE
 ATF BRIMAGE FAMILY SUPER FUND
 16 CORMORANT DRIVE
 HEWETT SA 5118

Investor Number	C13858030
Enquiries	1800 813 886
Fax	(02) 9274 5786
Internet	www.pendalgroup.com
Issue Date	16 July 2019

INVESTMENT SUMMARY

Opening balance at 1 April 2019:	\$36,714.26
Closing balance at 1 July 2019:	\$36,253.10

Transaction Details

	gross amount	rebates and fees ¹	net amount	unit price	number of units
Pendal Funds					
Pendal Global Emerging Markets Opportunities Fund - WS - BTA0419AU					
1 Apr 2019 opening balance	\$36,714.26		\$36,714.26	\$1.3136	27,949.35
1 Jul 2019 distribution					
			\$1,524.22		
1 Jul 2019 paid to bank	\$1,524.22		\$1,524.22		
1 Jul 2019 closing balance	\$36,253.10		\$36,253.10	\$1.2971	27,949.35

1 Jul distribution at 5.453505 cents per unit : \$1,524.22

¹Any management fee rebates relating to your investment that were paid to you as a cash payment during the financial year have not been included in this amount.

Total value as at 1 July 2019 **\$36,253.10**

 a = accrued income
 s = stamp duty

 c = contribution fee
 t = TFN/ABN w' tax

 m = more than 1 charge
 w = withdrawal fee

n = non-resident w' tax

PIMCO

Brimage Family Superannuation Fund
16 Cormorant Drive
HEWETT SA 5118

Enquiries: 1300 113 547

Mail: GPO Box 804
Melbourne VIC 3001

Fax: 02 9151 4096

Web: www.pimco.com.au

Email: investorservices@au.pimco.com

PIMCO Australia Management Limited

ABN 37 611 709 507

AFSL 487 505

Page

1 of 2

Date

09 July 2019

Investor Name

Martyn John Brimage and Roberta
Anne Wilkes Brimage< Brimage Family
Superannuation Fund>

Investor Number

800158461

TFN/ABN Status

Supplied

Financial Adviser

Michael McCabe
PO Box 230
ADELAIDE SA 5015
Tel: +61 8 8341 2411

Distribution Statement

Period Ended 30 June 2019

**PIMCO Diversified Fixed Interest Fund - Wholesale
Class (ETL0016AU)**

Dear Sir/Madam,

Thank you for investing in the PIMCO Diversified Fixed Interest Fund -
Wholesale Class. Set out below are the details of your distribution.
Please keep this statement for future reference.

Holding Summary as at Period End Date

Date	Unit Price	Units Held	Value
30/06/2019	\$1.0445	116,993.2729	\$122,199.47

Distribution Details

Date Paid	Dollars Per Unit	Gross Amount	TFN Withholding Tax	Non-Resident Withholding Tax	Net Amount
09/07/2019	\$0.050773	\$5,940.07	\$0.00	\$0.00	\$5,940.07

Distribution Payment: \$5,940.07

\$5,940.07 of your distribution paid via EFT to: **Bank:** MBL **BSB:** 182-512 **Account Number:** xxxxx8320

If you would like further information in relation to your investment, please speak to your financial advisor or contact PIMCO Investor Services on 1300 113 547 (Australia) or +61 2 8823 2583, or email investorservices@au.pimco.com

Regards,

PIMCO Investor Services.



MAGELLAN
ASSET MANAGEMENT LIMITED

12 July 2019

Mr Martyn J Brimage & Mrs Roberta A Wilkies-Brimage
<Brimage Family Super Fund>
16 Cormorant Drive
HEWITT SA 5118

Investor Number: 039379

Periodic Statement

Magellan Global Fund - APIR Code MGE0001AU

This statement details your transactions in the Fund for the period 1 July 2018 to 30 June 2019

Date	Transaction	Transaction Amount (\$)	Transaction Price (\$)	Transaction Units	Unit Balance	Redemption Price (\$)	Balance (\$)
01-07-2018	Opening Balance				25,421.5744	2.1011	53,413.27
30-06-2019	Distribution	2,997.52					
30-06-2019	Closing Balance				25,421.5744	2.4078	61,210.07

Your personal return

Transaction	Value \$
Change in value	-71.77
Plus distributions paid and / or reinvested	1,126.05
Plus rebates and / or other income	0.00
Less direct ongoing fees	0.00
Personal net return	\$1,054.28
Personal net rate of return	0.83%

- Your personal net rate of return takes into account not only investment option returns, but also any transactions made (and their timings) during the reporting period. Transactions include all direct fees and rebates which apply to your plan.
- The personal net rate of return is for the reporting period of this statement—it is not an annualised rate.

Your investment summary

Fund	Current allocation %	No. of units	Unit price \$	Value \$
AMP Capital Wholesale Australian Property Fund	100.00	117,723.14	1.33584	157,258.95
Total net amount	100%			\$157,258.95

- The unit price shown is rounded to 5 decimal places. However, when we calculate the value of your investment, we use the full unit price, which has 9 decimal places.

Distribution details - current period

Fund	No. of units	Distribution (cents per unit)	Date	Gross distribution amount \$	Distribution method	Distribution paid \$
AMP Capital Wholesale Australian Property Fund						
	61,256.72	1.8382470	01/04/2019	1,126.05	Direct credit	1,126.05
Sub-total				\$1,126.05		\$1,126.05
Total				\$1,126.05		\$1,126.05

- The above distribution/s are included in the current period personal net return.

Distribution details - next period

Fund	No. of units	Distribution (cents per unit)	Date	Gross distribution amount \$	Distribution method	Distribution paid \$
AMP Capital Wholesale Australian Property Fund						
	117,723.14	1.8392560	01/07/2019	2,165.23	Direct credit	2,165.23
Sub-total				\$2,165.23		\$2,165.23
Total				\$2,165.23		\$2,165.23

- The above distribution/s are for your information only and will be used in calculating your personal net return in the next statement.



046

2142/001504/A0052/93959/A

M J Brimage & R W Brimage ATF Brimage
Family Super Fund
16 Cormorant Drive
HEWETT SA 5118

Perpetual Wholesale Funds

Client number	400047805
Account number	AC801000749
Issue date	11 July 2019
Reporting Period	01 January 2019 - 30 June 2019
Client services	1800 022 033
Account name	M J Brimage & R W Brimage ATF Brimage Family Super Fund

Adviser Michael McCabe

Distribution summary

Distribution amount	\$2,280.94
Net distribution payment	\$2,280.94

Opening investment summary as at 01/07/2019

Investments	Investment (%)	Units	Exit price	Balance
Perpetual Wholesale Diversified Income Fund	79.71%	143,211.079	\$0.966	\$138,314.55
Perpetual Wholesale SHARE-PLUS Long-Short Fund	20.29%	13,455.158	\$2.616	\$35,197.75
Total	100.00%			\$173,512.30

Distribution details

Investments	Distribution period	Units	Cents/unit	Amount
Perpetual Wholesale Diversified Income Fund	01/04/2019 - 30/06/2019	143,211.079	0.871	\$1,247.84
Perpetual Wholesale SHARE-PLUS Long-Short Fund	01/01/2019 - 30/06/2019	13,455.158	7.678	\$1,033.10
Total distribution				\$2,280.94

Net distribution payment details

Investments	Distribution method	Reinvestment date	Units	Reinvestment unit price	Amount
Perpetual Wholesale Diversified Income Fund	Direct Credit				\$1,247.84
Perpetual Wholesale SHARE-PLUS Long-Short Fund	Direct Credit				\$1,033.10
Net distribution					\$2,280.94

Direct credit details

Account name	M J Brimage & R W Brimage ATF Brimage Family S/F
BSB number	182512
Account number	xxxxxx320

L001504

2142/001504/A0052/93959/A/PWVF_DIST_JUNE_2019_DirectUT_101541625_WholesaleFunds

Martyn J Brimage & Roberta A Wilkes-Brimage ATF
 Brimage Family Super Fund
 16 Cormorant Dr
 HEWETT SA 5118

Account Number 65418



Bill Code: 252643
 Ref: 654186

Holdings Summary

As at 30 June 2019

This report is not a Periodic Statement for the purposes of the Corporations Act 2001.

Fund Name	Class	Units Held	Withdrawal Price (\$/unit) ¹	Investment Value (\$)
Platinum Asia Fund	C	8,800.49	2.4687	21,725.77
Total Value of Investment				21,725.77

¹ Close of business New York price.

Transaction Summary

From 1 April 2019 to 30 June 2019

	Effective Date	Amount (\$)	Price (\$/unit)	Units
Platinum Asia Fund - C Class Units				
Opening Balance				8,800.49
Distribution	30 Jun 19	1,156.27	0.0000	0.00
Closing Balance		\$		8,800.49

Office Manager
 Coull & Prior Taxation Consultants

April 15, 2019

Martyn Brimage and Roberta Wilkes-Brimage ATF Brimage Family Super Fund

Att: Martyn and Roberta Brimage
 16 Cormorant Drive
 Hewett SA 5118
 Australia

Investor No.: 5924

Bennelong Kardinia Absolute Return Fund

REDEMPTION CONFIRMATION


On Dealing Day April 15, 2019, we confirm we have redeemed the following units :

Description of Units

Class [or Series] of Unit	PDS Daily
Number of Units Redeemed	96,228.1832
Redemption Price	AUD 1.1084
Redemption Amount	AUD 106,655.82
Dealing Date	April 15, 2019
Reference	78195

Please contact the Administrator on +61289885819 if you require any further information.

Small differences between market value & NAV x units may exist due to rounding.



Mr Martyn Brimage
Mr Martyn Brimage and Mrs Roberta Wilkes-Brimage ATF
Brimage Family Super Fund
16 Cormorant Drive
HEWETT SA 5118

14 November 2019

Investor No. 52100

Advisor: Michael McCabe

Ironbark Asset Management (Fund Services) Limited
Statement for period 01 July 2018 to 31 May 2019

Summary of your Investments as at 31 May 2019

Portfolio Name	Units	Unit Price	Market Value
Ironbark LHP Global Long/Short Fund (Wholesale)	0.000	\$1.762000	\$0.00

Details of your transactions for the period 01 July 2018 to 31 May 2019

Ironbark LHP Global Long/Short Fund (Wholesale)

Effective Date	Description	Amount	Unit Price	Number of Units	Unit Balance
01 Jul 18	Opening Balance	\$59,624.90	\$1.855200		32,139.336
31 May 19	Redemption <i>Bank A/c 4/7/19</i>	(\$56,629.51)	\$1.762000	(32,139.336)	0.000
31 May 19	Closing Balance	\$0.00	\$1.762000		0.000
Total		(\$56,629.51)		(32,139.336)	

30.6.19

Return On Investment (\$2,995.39)

Total fees you paid for the period 01 July 2018 to 31 May 2019

Ironbark LHP Global Long/Short Fund (Wholesale) Amount

Fees and Cost Summary

Fees charged (direct fees) \$0.00

This amount includes all the direct fees and costs which were charged to your account during the period.

Indirect costs of your investment \$2,128.68

This approximate amount has been deducted from your investment and covers amounts that have reduced the return on your investment but are not charged to you directly as a fee.

Total fees you paid \$2,128.68

This approximate amount includes all the fees and costs which affected your investment during the period.

Please keep this statement as a record of your transactions for the period.

*per Financial Planner -
Macquarie Bank A/c
not settled until 4/7/19*



Ironbark
ASSET MANAGEMENT

Ironbark Asset Management (Fund Services) Limited

ABN: 63 116 232 154 AFSL: 298626

C/- Link Market Services Limited

PO Box 3721

Rhodes NSW 2138

phone: 1800 034 402

email: client.services@ironbarkam.com

website: www.ironbarkam.com

Fees charged (direct fees) – Represent the estimated amount of fees deducted from your account over the period such as establishment fees, contribution fees, withdrawal fees and exit fees.

Indirect costs of your investment - This approximate amount has been deducted from your investment and includes all of the management costs such as management fees, expense recovery and any indirect costs from underlying investments (excluding performance fees) that were not paid directly out of your account.

Performance fees – form part of the indirect costs of your investment (management costs) noted above but have been separated out and disclosed separately.

Please note all of the fees and costs shown above are estimated and based on information available at the time of the calculation.

Amounts for fees, expenses or charges (excluding direct fees) have been deducted from a common fund. These deductions are borne indirectly by investors as they are deducted before the calculation of unit prices and may affect the return to investors. Further information about fees, expenses or charges are contained within the Product Disclosure Statement or can be obtained by contacting our Client Services Team on 1800 034 402.

If you have any concerns or complaints we have established procedures in place to deal with these. Please call us on 1800 034 402 and we will endeavour to respond and resolve the complaint within 45 days.

If an issue has not been resolved to your satisfaction, you can lodge a complaint with the Australian Financial Complaints Authority, or AFCA. AFCA provides fair and independent financial services complaint resolution that is free to consumers.

Website: www.afca.org.au

Email: info@afca.org.au

Telephone: 1800 931 678 (free call)1

In writing to: Australian Financial Complaints Authority, GPO Box 3, Melbourne VIC 3001

Wendy Wombwell

From: Client Services <client.services@ironbarkam.com>
Sent: Tuesday, 28 January 2020 2:14 PM
To: Wendy Wombwell
Subject: RE: Request fo information Investor number 52100
Attachments: 047_IN008014S001_04_CONSOLIDATED_20191114_20180701_20190630.pdf

Hi Wendy,

Periodic Statement attached.

No distribution or tax statements for FY2019. ✓

Noted.

Kind regards

For anything further please contact the Client Services Team on 1800 034 402.



Jamie Davies
Client Operations Executive
E: client.services@ironbarkam.com
P: [1800 034 402](tel:1800034402)

Ironbark Asset Management
ABN: 53 136 679 420 | AFSL: 341020
Level 13, 1 Margaret Street | Sydney NSW 2000 | Australia
www.ironbarkam.com

 Follow us on LinkedIn

PRIVATE AND CONFIDENTIAL

This electronic mail may contain privileged or confidential information which is intended for the use of the addressee only. If you receive this mail in error, please delete it from your system.

From: Wendy Wombwell <wendy@cpb.com.au>
Sent: Tuesday, 28 January 2020 12:34 PM
To: Client Services <client.services@ironbarkam.com>
Subject: FW: Request fo information Investor number 52100

Hi

Could we please have the tax reports/statements/ distributions/ holding balances for the 2019 Financial Year for the accountant of the SMSF

Brimage Family Super Fund investor 52100
Adviser Michael McCabe

With thanks Wen

Wendy Wombwell DFS [FP]; Management Diploma.

Client Services Manager



CPB Financial Services

Part of the CPB Group of Companies

285 St Vincent Street Port Adelaide SA 5015
PO Box 230 Port Adelaide SA 5015

T: + 61 8 8341 2411

F: + 61 8 8341 1490

wendy@cpb.com.au

cpb.com.au

CPB Financial Services Pty Ltd ABN 76 008 286 897 of 285 St Vincent Street Port Adelaide 5015 is a Corporate Authorised Representative of Finplan Advice Pty Ltd ABN 16 630401713, Australian Financial Services Licensee 514281, 285 St Vincent Street, Port Adelaide, SA 5015.

The contents of this email and its attachments are confidential to CPB Financial Services Pty Ltd and may be subject to legal professional privilege and copyright. It is intended solely for the addressee. Access to this email and its attachment by anyone else is unauthorised. No representation is made by CPB Financial Services Pty Ltd that this email or any attachment is free of viruses and other defects. If you are not the intended addressee, any disclosure, usage, copying, distribution or any action taken or omitted to be taken in reliance on it, is prohibited. If you have received this communication in error please advise the sender immediately by reply email.

Thank you.



Ironbark Asset Management (Fund Services) Limited
 ABN: 63 116 232 154 AFSL: 298626
 C/- Link Market Services Limited
 PO Box 3721
 Rhodes NSW 2138

phone: 1800 034 402
 email: client.services@ironbarkam.com
 website: www.ironbarkam.com

Mr Martyn Brimage and Mrs Roberta Wilkes-Brimage ATF Brimage Family Super Fund
 16 Cormorant Drive
 HEWETT SA 5118

Transaction Statement

Issue Date : 01/08/2019
 Statement Period : 01/04/2019 to 31/05/2019

Investor Number : 52100
 Investor Name : Mr Martyn Brimage and Mrs Roberta Wilkes-Brimage ATF Brimage Family Super Fund

Ironbark LHP Global Long/Short Fund (Wholesale)
 ARSN:093 497 600 APIR:HFL0108AU

Holding Value at the end of the statement period

Date	Unit Balance	Unit Price	Value of Holding
31/05/2019	0.000	\$1.762000	\$0.00

Transaction Summary

Date	Description	Amount	Unit Price [^]	Number of Units	Unit Balance
01/04/2019	Opening Balance				32,139.336
31/05/2019	Redemption	(\$56,629.51)	\$1.762000	(32,139.336)	0.000
31/05/2019	Closing Balance				0.000

[^]Please note: The quoted price is based on the close of markets on 31/05/2019

Please keep this statement as a record of your transactions.

If you have any queries in relation to your investment, please contact your financial adviser or the Ironbark Client Services Team on 1800 034 402. Alternatively send an email to client.services@ironbarkam.com.

takes. about. Mtly $\frac{1}{2}$ + to settle Long short Fund.

BSB **Account Number**
182-512 961458320

Account Name
MARTYN JOHN BRIMAGE & ROBERTA
WILKES-BRIMAGE ATF BRIMAGE FAMILY
SUPER FUND



Cash Management Account Transaction Listing

From 15/05/2019 to 13/08/2019

Date	Category	Details	Debit (\$)	Credit (\$)	Balance (\$)
Aug 2019					
Aug 08		CPB MONTHLY FEE	208.33		203,561.68
Aug 06		QUICKSUPER QUICKSPR2491525322		1,433.35	203,770.01
Aug 06		AMPCI Distrib P015090 CBF		76.49	202,336.66
Aug 01		AMPCI Withdrawal P015090 CBF		100,000.00	202,260.17
Jul 2019					
Jul 31		MACQUARIE CMA INTEREST PAID		59.12	102,260.17
Jul 23		QUICKSUPER QUICKSPR2481478178		1,433.35	102,201.05
Jul 16		PENSION PAYMENT	2,807.00		100,767.70
Jul 15		The Trustee for Ubank Savings plan	200.00		103,574.70
Jul 12		BT SWT C13858030		1,524.22	103,774.70
Jul 12		NMLN-MWP DISTRIB T023528 MWP		2,165.23	102,250.48
Jul 12		PLATINUM INVEST PAF 65418CPAMdis19		1,156.27	100,085.25
Jul 12		MAGELLAN MAGELLAN0000814709		2,997.52	98,928.98
Jul 10		RBC IST Distr aubqA96G00000222		1,018.73	95,931.46
Jul 10		TMF 2026223 2767		1,647.59	94,912.73
Jul 09		PIML UT Distribu AC801000749		1,247.84	93,265.14
Jul 09		AMPCI Distrib P015090 CIF		1,188.62	92,017.30
Jul 09		QUICKSUPER QUICKSPR2471646215		1,433.35	90,828.68

Terms and conditions

1. Please check your account details carefully. It is your responsibility to ensure all payee account details are correct. Payments are processed using the BSB and account number provided, and with account names used as a reference only. Incorrect details may result in a loss of funds and we do not guarantee their recovery. We do not accept liability for funds unable to be recovered. Please confirm the correct account details with the payee.
2. Same day transfers may not be applicable for funds going to credit unions and building societies.
3. Transfers to a nominated account are only available for Cash XL (same day transfers, transfers to a new account and cheques are not available).

Lodgement times

Withdrawal type	Sydney time (AEST)	
Bank cheque requests	lodged by 9.00am:	collect cheques after 11.30am
	lodged by 12 noon:	collect cheques after 2.30pm
Bank transfer requests ¹	2.00pm	
All other withdrawal requests	12 noon	

¹ Bank transfers normally reach clients' accounts the following working day. Bank transfers (excluding BPAY[®]) to building societies and credit unions may take up to 48 hours. Clearance time on cheque deposits is three business days.

® Registered to BPAY Pty Ltd ABN 69 079 137 618.

For more information, please visit help.macquarie.com or contact us using the below details:

Macquarie Cash: 1800 806 310

Macquarie Wrap: 1800 025 063

8/13/2019

Adviser Online

Jul 09	PIMCO Funds 800158461		5,940.07	89,395.33
Jul 09	PIML UT Distribu AC801000749		1,033.10	83,455.26
Jul 09	AMPCI Distrib P015090 CBF		678.71	82,422.16
Jul 08	CPB MONTHLY FEE	208.33		81,743.45
Jul 04	IRONBARK ASSET M CGI0002331327		56,629.51	81,951.78
Jul 01	CHEQUE WITHDRAWAL 000027	574.00		25,322.27
Jul 01	ANZ DIVIDEND A067/00641165		329.60	25,896.27
Jul 01	PAPER STATEMENT FEE	2.50		25,566.67
Jun 2019				
Jun 28	MACQUARIE CMA INTEREST PAID		18.06	25,569.17
Jun 25	QUICKSUPER QUICKSPR2461677017		1,433.35	25,551.11
Jun 24	WBC DIVIDEND 001229454947		383.52	24,117.76
Jun 17	The Trustee for Ubank Savings plan	200.00		23,734.24
Jun 14	PENSION PAYMENT	2,807.00		23,934.24
Jun 11	QUICKSUPER QUICKSPR2451456447		1,433.35	26,741.24
Jun 07	CPB MONTHLY FEE	208.33		25,307.89
Jun 05	AMPCI Distrib P015090 CBF		311.25	25,516.22
May 2019				
May 31	MACQUARIE CMA INTEREST PAID		62.10	25,204.97
May 28	QUICKSUPER QUICKSPR2441734968		1,433.35	25,142.87
May 16	PENSION PAYMENT	2,807.00		23,709.52
May 15	The Trustee for Ubank Savings plan	200.00		26,516.52
TOTALS		10,222.49	187,067.65	

This transaction list isn't a statement. We recommend you review all your transactions to ensure they're accurate.

30/06/2019

Mr M Brimage Mrs R Wilkes-Brimage
 Brimage Family Super Fund
 16 Cormorant Drive
 HEWETT SA 5118
 AUSTRALIA

Investor No. 26223

The Montgomery Fund

Periodic Statement for the Period 01/07/2018 to 30/06/2019

Summary of your investment

Date	Description	Units	Unit Price	Market Value
01/07/2018	Opening Balance	26,366.3829	\$1.4047	\$37,036.86
30/06/2019	Pre Distribution Balance			\$37,975.19
30/06/2019	Distribution			\$1,647.59
30/06/2019	Closing Balance	26,366.3829	\$1.3778	\$36,327.60

Details of your transactions

Page 1 of 1

Effective Date	Description	Transaction Amount	Unit Price	Number of Units	Unit Balance
01/07/2018	Opening balance		\$1.4047		26,366.3829
31/12/2018	Distribution	\$610.50	\$0.0000	0.0000	26,366.3829
30/06/2019	Distribution	\$1,647.59	\$0.0000	0.0000	26,366.3829
30/06/2019	Closing Balance		\$1.3778		26,366.3829
Total		\$0.00		0.0000	
Return On Investment					\$1,548.83

Please keep this statement as a record of your transactions for the period.

Noting that the distribution amount in the summary table may differ from the distribution figure in the transaction details. This is due to any withholding tax withheld. Please refer to your Distribution Statement for more information.

More Information about this Periodic Statement

Indirect costs of your investment -\$487.24

This approximate amount has been deducted from your investment and includes amounts that have reduced the return on your investment but are not charged to you directly as a fee. Please note this amount does not, and is not required to, include any transactional and operational costs incurred.

Total fees you paid -\$487.24

This approximate amount includes all of the fees and costs which affected your investment during the period. All fees and costs described in this statement take into account any reduced input tax credits which may be available.

Establishment Fee: \$0.00

Contribution Fee:	\$0.00
Exit Fee:	\$0.00
Withdrawal Fee:	\$0.00
Switching Fee:	\$0.00

Return on investment

The return on investment amount represents the amount that you have earned on your investment during the period. This is calculated as the movement in the value of your units held plus any distribution income earned during the period, adjusted for any additional investments (including distributions reinvested) or redemptions during the period. The closing market value of your investment represents the termination value at the end of the period, adjusted for any distribution income that you may have been entitled to.

Complaints

If you have a complaint, it is better it be made in writing although you can of course call us. Complaints will be acknowledged and responded to within 45 days. If you are not satisfied with how your complaint was handled and require further resolution, you can contact the independent Australian Financial Complaints Authority ("AFCA") on 1800 931 678.

Information in respect of the fund is available by calling Fundhost on 02 8223 5400, emailing admin@fundhost.com.au, or at www.fundhost.com.au.

This statement is issued on behalf of Fundhost Ltd (AFSL 233 045) the Responsible Entity of the Fund.

Date: 6/02/2020

Dear Sir/Madam,

Thank you for your enquiry and below is the account balance(s) of your portfolio as of close of business on: 30/06/2019

**RIO TINTO LIMITED
RIO ORDINARY FULLY PAID SHARES**

Name	Share Type	Register	Quantity
MR MARTYN JOHN BRIMAGE + MRS ROBERTA ANNE WILKES- BRIMAGE <BRIMAGE FAMILY SF> X*****7837	CHESS Sponsored	VIC	172
		Total	172

Sincerely,
Computershare

Only Computershare managed holdings are listed.

Date: 6/02/2020

Dear Sir/Madam,

Thank you for your enquiry and below is the account balance(s) of your portfolio as of close of business on: 30/06/2019

SOUTH32 LIMITED
S32 ORDINARY FULLY PAID SHARES

Name	Share Type	Register	Quantity
MR MARTYN JOHN BRIMAGE + MRS ROBERTA ANNE WILKES- BRIMAGE <BRIMAGE FAMILY SF> X*****7837	CHESS Sponsored	VIC	415
Total			415

Sincerely,
Computershare

Only Computershare managed holdings are listed.

Date: 6/02/2020

Dear Sir/Madam,

Thank you for your enquiry and below is the account balance(s) of your portfolio as of close of business on: 30/06/2019

**AUSTRALIA and NEW ZEALAND BANKING GROUP
ANZ ORDINARY SHARES**

Name	Share Type	Register	Quantity
MR MARTYN JOHN BRIMAGE + MRS ROBERTA ANNE WILKES- BRIMAGE <BRIMAGE FAMILY SF> X*****7837	CHESS Sponsored	VIC	412
		Total	412

Sincerely,
Computershare

Only Computershare managed holdings are listed.

Date: 6/02/2020

Dear Sir/Madam,

Thank you for your enquiry and below is the account balance(s) of your portfolio as of close of business on: 30/06/2019

**BHP GROUP LIMITED
BHP ORDINARY FULLY PAID SHARES**

Name	Share Type	Register	Quantity
MR MARTYN JOHN BRIMAGE + MRS ROBERTA ANNE WILKES- BRIMAGE <BRIMAGE FAMILY SF> X*****7837	CHESS Sponsored	VIC	147
		Total	147

Sincerely,
Computershare

Only Computershare managed holdings are listed.

Balance History

Currency Australian Dollar ▼

<< View:

WBC, X*****7837 (MR MARTYN JOHN BRIMAGE + MRS ROBERTA ANNE WILKES-BRIMAGE <BRIMAGE FAMILY SF A/C>)

 Balance as at date (dd/mm/yyyy) 30/06/2019

Displaying Balance History as at 30 Jun 2019

HIN/SRN EMP ID	Security Code	Closing Price (AUD)	Total Balance	Tradeable Balance	Total Value (AUD)
X*****7837	WBC	28.36	408	408	11,570.88

Viewing 1 - 1 of 1

Total Value: \$ 11,570.88

Ask us now ^

Date: 6/02/2020

Dear Sir/Madam,

Thank you for your enquiry and below is the account balance(s) of your portfolio as of close of business on: 30/06/2019

**WOODSIDE PETROLEUM LTD
WPL ORDINARY FULLY PAID SHARES**

Name	Share Type	Register	Quantity
MR MARTYN JOHN BRIMAGE + MRS ROBERTA ANNE WILKES- BRIMAGE <BRIMAGE FAMILY SF> X*****7837	CHESS Sponsored	WA	210
Total			210

Sincerely,
Computershare

Only Computershare managed holdings are listed.

PAYG Payment Summary - Superannuation Income Stream

Payment summary for year ending 30 June 2019

Warning: This form has been designed to assist you to prepare the Australian Tax Office's PAYG Payment Summary Statement. It cannot be lodged with the Australian Tax Office and should not be given to fund members.

Payee Details

Payee's surname or family name

BRIMAGE

Payee's given name(s)

MARTYN

Payee's address

16 CORMORANT DRIVE

HEWETT

SA 5118

Date of birth

15/09/1959

NOTICE TO PAYEE If this payment summary shows an amount in the total tax withheld box, you must lodge a tax return. If no tax was withheld, you may still have to lodge a tax return. If you have already lodged your tax return, you may need to lodge an amendment request. For more information about this payment summary, lodging your tax return or an amendment request, you can: - visit www.ato.gov.au - refer to TaxPack - phone 132861

Period of payment 01/07/2018 to 30/06/2019

Payee's Tax File Number 561007106

Total Tax Withheld \$

Taxable component

Taxed element	\$	23,666
Untaxed element	\$	
Tax free component	\$	10,017
Tax offset amount	\$	3,549
Lump sum in arrears - taxable component	\$	
Lump sum in arrears - tax free component	\$	

Payer Details

Payer's ABN or Withholder Payer Number

53526104411

Branch Number

Payer's Name

BRIMAGE FAMILY SUPER FUND

Signature of authorised person

Date

/ /

BRIMAGE FAMILY SUPER FUND

Pension Summary Report

As at 30/06/2019

Member Name : Brimage, Martyn
 Member Age : 58 (Date of Birth : 15/09/1959)

Member Code	Pension Type	Pension Start Date	Tax Free	Min / PF	Minimum	Maximum	Gross Pension Payments	PAYG	Net Pension Payment	Amount to reach Minimum
BRIMAR00003P	Account Based Pension	01/07/2018	29.74%	4.00%	\$33,600.00	N/A	\$33,684.00	\$0.00	\$33,684.00	NIL
					\$33,600.00	\$0.00	\$33,684.00	\$0.00	\$33,684.00	\$0.00
Total :										
					\$33,600.00	\$0.00	\$33,684.00	\$0.00	\$33,684.00	\$0.00

*Pension stopped 14/5/19
 as member failed to withdraw
 full minimum of 38690
 for the year*

Date Calculator: Add to or Subtract From a Date

Enter a start date and add or subtract any number of days, months, or years.

Count Days Add Days Workdays Add Workdays Weekday Week No

Advertising

From **Sunday, 1 July 2018**

Added 317 days

Result: Tuesday, 14 May 2019

Calendar showing period from 1 July 2018 to 14 May 2019

July 2018 30 days added							August 2018 31 days added							September 2018– April 2019							May 2019 14 days added							
Mon	Tue	Wed	Thu	Fri	Sat	Sun	Mon	Tue	Wed	Thu	Fri	Sat	Sun	Mon	Tue	Wed	Thu	Fri	Sat	Sun	Mon	Tue	Wed	Thu	Fri	Sat	Sun	
						1			1	2	3	4	5	September 2018: 30 days added			1	2	3	4	5							
2	3	4	5	6	7	8	6	7	8	9	10	11	12	October 2018: 31 days added	6	7	8	9	10	11	12							
9	10	11	12	13	14	15	13	14	15	16	17	18	19	November 2018: 30 days added	13	14	15	16	17	18	19							
16	17	18	19	20	21	22	20	21	22	23	24	25	26	December 2018: 31 days added	20	21	22	23	24	25	26							
23	24	25	26	27	28	29	27	28	29	30	31	January 2019: 31 days added	27	28	29	30	31											
30	31												February 2019: 28 days added															
													March 2019: 31 days added															
													April 2019: 30 days added															

= Start date (1 Jul 2018) = Final result date (14 May 2019)

min 2019 pension 38690

Actual 33684

$$\frac{33684}{38690} \times 365 = 317 \text{ days}$$

∴ valid pension

1 July 18 - 13 May 19


How was your experience?

Contact Us



Love Our Site? Become a Supporter

- Browse our site **advert free**.
- Sun & Moon times **precise to the second**.
- **Exclusive calendar templates** for PDF Calendar.



Time & Date Calculator

– iOS

See how long remains before a deadline or exactly when those 30 days are up. [More >](#)



Income tax 551

Date generated	30/01/2020
Overdue	\$0.00
Not yet due	\$0.00
Balance	\$0.00

Transactions

2 results found - from 30 January 2018 to 30 January 2020 sorted by processed date ordered newest to oldest

Processed date	Effective date	Description	Debit (DR)	Credit (CR)	Balance
11 Feb 2019	14 Feb 2019	EFT refund for Income Tax for the period from 01 Jul 17 to 30 Jun 18	\$267.43		\$0.00
11 Feb 2019	11 Feb 2019	Tax return Self Man Superfund - Income Tax for the period from 01 Jul 17 to 30 Jun 18		\$267.43	\$267.43 CR

* 2018 Amended
Still to receive additional
refund @ 30.6.19
\$ 2692.20

+ 2019 PAYG 2596

5288.20

Before 2019
tax entries.



Activity statements

Account

001 – THE TRUSTEE FOR BRIMAGE FAMILY SI

For action

History

Below is a list of all the activity statements for the selected account which have been lodged, finalised or cancelled for the last four years.

Statements

11 results: 30/01/2016 – Current

Filter

Statement	Status	Received date	Outcome
Jul 2019 – Sep 2019 Quarterly PAYG instalment notice	Finalised	28/10/2019 Payment due 28/10/2019	\$643.00 debt
Apr 2019 – Jun 2019 Quarterly PAYG instalment notice	Finalised	29/07/2019 Payment due 29/07/2019	\$574.00 debt <input checked="" type="checkbox"/>
Jan 2019 – Mar 2019 Quarterly PAYG instalment notice	Finalised	29/04/2019	\$0.00 <input checked="" type="checkbox"/>
Oct 2018 – Dec 2018 Quarterly PAYG instalment notice	Finalised	28/02/2019 Payment due 28/02/2019	\$1,011.00 debt <input checked="" type="checkbox"/>
Jul 2018 – Sep 2018 Quarterly PAYG instalment notice	Finalised	29/10/2018 Payment due 29/10/2018	\$1,011.00 debt <input checked="" type="checkbox"/>
Apr 2018 – Jun 2018 Quarterly PAYG instalment notice	Finalised	30/07/2018 Payment due 30/07/2018	\$992.00 debt
Jan 2018 – Mar 2018 Quarterly PAYG instalment notice	Finalised	30/04/2018 Payment due 30/04/2018	\$992.00 debt
Oct 2017 – Dec 2017 Instalment activity statement	Finalised	28/02/2018 Payment due 28/02/2018	\$992.00 debt
Oct 2016 – Dec 2016 Quarterly PAYG instalment notice	Finalised	28/02/2017 Payment due 28/02/2017	\$1,446.00 debt
Jul 2016 – Sep 2016 Quarterly PAYG instalment notice	Finalised	28/10/2016 Payment due 28/10/2016	\$1,446.00 debt



Activity statement 001

Date generated	30/01/2020
Overdue	\$0.00
Not yet due	\$0.00
Balance	\$0.00

Transactions

7 results found - from 01 July 2018 to 30 June 2019 sorted by processed date ordered newest to oldest

Processed date	Effective date	Description	Debit (DR)	Credit (CR)	Balance
28 Jun 2019	27 Jun 2019	Payment		\$574.00	\$574.00 CR
5 May 2019	29 Apr 2019	Original Activity Statement for the period ending 31 Mar 19			\$0.00
3 Mar 2019	28 Feb 2019	Original Activity Statement for the period ending 31 Dec 18 - PAYG Instalments	\$1,011.00		\$0.00
2 Jan 2019	21 Dec 2018	Payment		\$1,011.00	\$1,011.00 CR
4 Nov 2018	29 Oct 2018	Original Activity Statement for the period ending 30 Sep 18 - PAYG Instalments	\$1,011.00		\$0.00
8 Oct 2018	5 Oct 2018	Payment		\$1,011.00	\$1,011.00 CR
5 Aug 2018	30 Jul 2018	Original Activity Statement for the period ending 30 Jun 18 - PAYG Instalments	\$992.00		\$0.00

RECEIVED
10 FEB 2019



Australian Government
Australian Taxation Office



045

THE TRUSTEE FOR BRIMAGE FAMILY SUPER FUND
C/- COULL & PRIOR TAXATION CONSULTANTS
PO BOX 553
PORT ADELAIDE SA 5015

Statement period 01 Jul 18 to 11 Feb 19
Tax file number 919 487 775
Date of issue 14 February 2019
Statement number 3
Our reference 7109714990817
Internet: www.ato.gov.au Account enquiries: 13 28 66

Income Tax Account
Statement of Account

Total account balance as at 11 February 2019	\$0.00
--	--------

Your refund of \$267.43, ATO003000010517076 has been forwarded to your nominated financial institution.

Transaction list - This statement shows transactions for the period 01 July 2018 to 11 February 2019 (inclusive).

Process date	Effective date	Description of transaction	Debit \$	Credit \$	Balance \$
05 Dec 16		OPENING BALANCE			0.00
01 Dec 17	15 May 18	Tax return Self Man Superfund - Income Tax for the period from 01 Jul 16 to 30 Jun 17	1,173.76		1,173.76
01 Dec 17	30 Nov 17	Payment received		1,173.76	0.00
11 Feb 19	11 Feb 19	Tax return Self Man Superfund - Income Tax for the period from 01 Jul 17 to 30 Jun 18		267.43	267.43 CR
11 Feb 19	14 Feb 19	EFT refund for Income Tax for the period from 01 Jul 17 to 30 Jun 18	267.43		0.00
11 Feb 19		CLOSING BALANCE			0.00

Robert Ravanello
Deputy Commissioner of Taxation

Please see over for important information about your statement

Section D: Income tax calculation statement
13 Income tax calculation statement

		Taxable income	A	20096.00
		Tax on taxable income	T1	3014.40
		Tax on no-TFN-quoted contributions	J	0.00
		Gross tax	B	3014.40
Foreign inc. tax offsets	C1	528.41	C	528.41
Rebates and tax offsets	C2			
		Non-refundable non-c/f tax offsets (C1 + C2)		
		SUBTOTAL 1	T2	2485.99
ESVCLP tax offset	D1		D	
ESVCLP tax offset c/f from previous year	D2			
ESIC tax offset	D3			
ESIC tax offset c/f from previous year	D4			
		Non-refundable c/f tax offsets (D1+D2+D3+D4)		
		SUBTOTAL 2	T3	2485.99
Complying fund's franking credits tax offset	E1	2727.62	E	2727.62
No-TFN tax offset	E2			
NRAS tax offset	E3			
Exploration cr. tax offset	E4			
		Refundable tax offsets (E1 + E2 + E3 + E4)		
<i>Credit:</i>		TAX PAYABLE	T5	0.00
Int. on early payments	H1		G	
Foreign res. w/holding (excl. capital gains)	H2			
ABN/TFN not quoted	H3	1.00	H	1.00
TFN w/held from closely held trusts	H5		I	241.63
Int. on no-TFN tax offset	H6			
Credit for foreign res. capital gains w/holding	H8			
		Eligible credits (H1 + H2 + H3 + H5 + H6 + H8)		
		Tax offset refunds		
		PAYG installments raised	K	2976.00
		Supervisory levy	L	259.00
		Supervisory levy adj. for wound up funds	M	
		Supervisory levy adj. for new funds	N	
		TOTAL AMOUNT REFUNDABLE	S	2959.63
		(T5 + G - H - I - K + L - M + N)		

Amendment 2959.63
received. 267.43

2692.20.
↗

still to receive
for 2018 in
2020 year

Sensitive (when completed)

Section D: Income tax calculation statement
13 Income tax calculation statement

		Taxable income	A	38044.00		
		Tax on taxable income	T1	5706.60		
		Tax on no-TFN-quoted contributions	J	0.00		
Foreign inc. tax offsets	C1	528.41	B	5706.60		
Rebates and tax offsets	C2				C	528.41
		Gross tax				
		Non-refundable non-c/f tax offsets (C1 + C2)				
ESVCLP tax offset	D1		T2	5178.19		
ESVCLP tax offset c/f from previous year	D2					
ESIC tax offset	D3		D			
ESIC tax offset c/f from previous year	D4					
		Non-refundable c/f tax offsets (D1+D2+D3+D4)				
Complying fund's franking credits tax offset	E1	2727.62	T3	5178.19		
No-TFN tax offset	E2					
NRAS tax offset	E3					
Exploration cr. tax offset	E4					
<i>Credit:</i>						
Int. on early payments	H1		E	2727.62		
Foreign res. w/holding (excl. capital gains)	H2					
ABN/TFN not quoted	H3	1.00	T5	2450.57		
TFN w/held from closely held trusts	H5					
Int. on no-TFN tax offset	H6					
Credit for foreign res. capital gains w/holding	H8					
		Refundable tax offsets (E1 + E2 + E3 + E4)				
		TAX PAYABLE	T5	2450.57		
		Section 102AAM int. charge	G			
		Eligible credits (H1 + H2 + H3 + H5 + H6 + H8)	H	1.00		
		Tax offset refunds	I	0.00		
		PAYG installments raised	K	2976.00		
		Supervisory levy	L	259.00		
		Supervisory levy adj. for wound up funds	M			
		Supervisory levy adj. for new funds	N			
		TOTAL AMOUNT REFUNDABLE (T5 + G - H - I - K + L - M + N)	S	267.43		

Sensitive (when completed)

BRIMAGE FAMILY SUPER FUND
Statement of Taxable Income
 For the year ended 30 June 2019

	2019
	\$
Benefits accrued as a result of operations	169,258.01
Less	
Increase in MV of investments	16,577.27
Exempt current pension income	34,111.00
Realised Accounting Capital Gains	(14,007.05)
Accounting Trust Distributions	34,052.81
Non Taxable Contributions	119,000.00
	<u>189,734.03</u>
Add	
Other Non Deductible Expenses	1,216.72
SMSF non deductible expenses	3,636.00
Pension Payments	33,684.00
Franking Credits	6,675.19
Foreign Credits	473.57
Taxable Trust Distributions	16,712.46
Distributed Foreign income	5,906.86
	<u>68,304.80</u>
SMSF Annual Return Rounding	(0.78)
Taxable Income or Loss	<u>47,828.00</u>
Income Tax on Taxable Income or Loss	7,174.20
Less	
Franking Credits	6,675.19
Foreign Credits	110.63
CURRENT TAX OR REFUND	<u>388.38</u>
Supervisory Levy	259.00
Income Tax Instalments Paid	(2,596.00)
AMOUNT DUE OR REFUNDABLE	<u>(1,948.62)</u>

BRIMAGE FAMILY SUPER FUND Deferred Tax Reconciliation

For The Period 01 July 2018 - 30 June 2019

Investment Code	Investment Name	Revaluation/Tax Deferred	Permanent Difference (Non- Assessable)	Temporary Difference (Assessable)	Temporary Difference (Accumulation Portion)
Revaluations					
BHP.AX	Bhp Billiton Limited - Ordinary Fully Paid	3,959.30	1,319.77	2,639.53	603.32
ETL0016AU	PIMCO Diversified Fixed Interest Fund - Wholesale Class	2,199.47	733.16	1,466.31	335.15
AMP1180AU	AMP Capital Core Infrastructure Fund - Off-platform Class H	6,801.68	2,267.23	4,534.45	1,036.44
ANZ.AX	ANZ Banking Group Ltd FPO	(12.36)	(4.12)	(8.24)	(1.88)
BFL0010AU	Bennelong Kardinia Absolute Return Fund	(6,205.15)	(2,068.38)	(4,136.77)	(945.54)
NML0001AU1	AMP Capital Wsale Aust'n Prop Fd	2,259.28	753.09	1,506.19	344.27
WPL.AX	Woodside Petroleum Limited	189.00	63.00	126.00	28.80
AMP1285AU	AMP Capital Corporate Bond Fund - Off-platform Class H	(311.48)	(103.82)	(207.66)	(47.46)
PLA0004AU1	Platinum Asia Fund	95.04	31.68	63.36	14.48
PER0072AU	Perpetual Wholesale Share Plus Long Short Fund	(3,002.59)	(1,000.87)	(2,001.72)	(457.53)
HFL0108AU	Ironbark - LHP Global Long/Short Fund (Wholesale)	(2,320.46)	(773.49)	(1,546.97)	(353.59)
BTA0419AU	Pendal Global Emerging Markets Opportunities Fund - Wholesale (BT)	2,277.87	759.29	1,518.58	347.10
PER0260AU	Perpetual Wholesale Diversified Income Fund	(224.98)	(75.00)	(149.98)	(34.28)
FHT0030AU	The Montgomery Fund	938.64	312.88	625.76	143.03
MGE0001AU	Magellan Global Fund	10,791.46	3,597.15	7,194.31	1,644.40
S32.AX	South32 Limited	(178.45)	(59.49)	(118.96)	(27.19)
RIO.AX	Rio Tinto Limited	3,495.04	1,165.01	2,330.03	532.57
WBC.AX	Westpac Banking Corporation	(383.52)	(127.84)	(255.68)	(58.44)
BFL0004AU1	Bennelong Ex-20 Aust Equities Fd	(3,790.52)	(1,263.51)	(2,527.01)	(577.60)
		16,577.27	5,525.74	11,051.53	2,526.05

Tax Deferred Distributions

BRIMAGE FAMILY SUPER FUND
Deferred Tax Reconciliation
 For The Period 01 July 2018 - 30 June 2019

Investment Code	Investment Name	Revaluation/Tax Deferred	Permanent Difference (Non-Assessable)	Temporary Difference (Assessable)	Temporary Difference (Accumulation Portion)
AMP1180AU	AMP Capital Core Infrastructure Fund - Off-platform Class H	915.33	0.00	915.33	209.22
AMP1180AU	AMP Capital Core Infrastructure Fund - Off-platform Class H	1,366.85	0.00	1,366.85	312.42
AMP1285AU	AMP Capital Corporate Bond Fund - Off-platform Class H	20.94	0.00	20.94	4.79
AMP1285AU	AMP Capital Corporate Bond Fund - Off-platform Class H	11.00	0.00	11.00	2.51
BFL0004AU1	Bennelong Ex-20 Aust Equities Fd	74.14	0.00	74.14	16.95
BFL0010AU	Bennelong Kardinia Absolute Return Fund	(365.93)	0.00	(365.93)	(83.64)
BFL0010AU	Bennelong Kardinia Absolute Return Fund	(1,034.68)	0.00	(1,034.68)	(236.50)
BFL0010AU	Bennelong Kardinia Absolute Return Fund	22.14	0.00	22.14	5.06
BFL0010AU	Bennelong Kardinia Absolute Return Fund	7.83	0.00	7.83	1.79
NML0001AU1	AMP Capital Wsale Aust'n Prop Fd	1,328.68	0.00	1,328.68	303.70
NML0001AU1	AMP Capital Wsale Aust'n Prop Fd	1,224.77	0.00	1,224.77	279.95
Total		3,571.07	0.00	3,571.07	816.24
Total		20,148.34	5,525.74	14,622.60	3,342.29

Deferred Tax Liability (Asset) Summary

Opening Balance	3,399.35
Current Year Transactions	501.34
Total Capital Losses	(758.99)
Total Tax Losses	0.00
Deferred Tax WriteBacks/Adjustment	0.00
Capital Loss carried forward recouped	0.00
Tax Loss carried forward recouped	0.00

2019 Tax exp.
 = Tax REC
 388.38
 → (257.67)
 130.74

59

Closing Balance

3,141.70

Account - [illegible]

BRIMAGE FAMILY SUPER FUND
Contributions Breakdown Report

For The Period 01 July 2018 - 30 June 2019

Summary

Member	D.O.B	Age (at 30/06/2018)	Total Super Balance (at 30/06/2018) **	Concessional	Non-Concessional	Other	Reserves	Total
Brimage, Martyn	15/09/1959	58	967,171.37	24,057.35	64,000.00	0.00	0.00	88,057.35
Wilkes-Brimage, Roberta	13/10/1962	55	0.01	15,000.00	55,000.00	0.00	0.00	70,000.00
All Members				39,057.35	119,000.00	0.00	0.00	158,057.35

**1 Total Super Balance is per individual across funds within a firm.

Contribution Caps

Member	Contribution Type	Contributions	Cap	Current Position
Brimage, Martyn	Concessional	24,057.35	25,000.00	942.65 Below Cap
	Non-Concessional	64,000.00	100,000.00	36,000.00 Below Cap
Wilkes-Brimage, Roberta	Concessional	15,000.00	25,000.00	10,000.00 Below Cap
	Non-Concessional	55,000.00	100,000.00	45,000.00 Below Cap

NCC Bring Forward Caps

Member	Bring Forward Cap	2016	2017	2018	2019	Total	Current Position
Brimage, Martyn	N/A	7,682.70	0.00	4,787.00	64,000.00	N/A	Bring Forward Not Triggered
Wilkes-Brimage, Roberta	N/A	0.00	0.00	0.00	55,000.00	N/A	Bring Forward Not Triggered

Brimage, Martyn

Date	Transaction Description	Ledger Data			SuperStream Data						
		Contribution Type	Concessional	Non-Concession	Other	Reserves	Contribution	Employer	Concessional	Non-Concess	Other
27/08/2018	MARTYN BRIMAGE Sondrio court	Personal - Concessional	6,000.00								
27/08/2018	MARTYN BRIMAGE Sondrio court	Personal - Non-Concessional		44,000.00							
28/08/2018	MARTYN BRIMAGE Sondrio court	Personal - Non-Concessional		20,000.00							
08/01/2019	QUICKSUPER QUICKSPR2340061 090	Employer	841.91								
22/01/2019	QUICKSUPER QUICKSPR2349855 855	Employer	1,392.13								
05/02/2019	QUICKSUPER QUICKSPR2359570 771	Employer	1,450.24								
19/02/2019	QUICKSUPER QUICKSPR2369950 548	Employer	1,415.48								
05/03/2019	QUICKSUPER QUICKSPR2380803 656	Employer	1,415.48								
19/03/2019	QUICKSUPER QUICKSPR2391245 814	Employer	1,508.66								
02/04/2019	QUICKSUPER QUICKSPR2401795 726	Employer	1,433.35								
16/04/2019	QUICKSUPER QUICKSPR2412141 472	Employer	1,433.35								
30/04/2019	QUICKSUPER QUICKSPR2420965 551	Employer	1,433.35								
14/05/2019	QUICKSUPER QUICKSPR2431578 895	Employer	1,433.35								
28/05/2019	QUICKSUPER QUICKSPR2441734 968	Employer	1,433.35								
11/06/2019	QUICKSUPER QUICKSPR2451456 447	Employer	1,433.35								
25/06/2019	QUICKSUPER	Employer	1,433.35								

QUICKSPR2461677
017

Total - Brimage, Martyn

24,057.35	64,000.00	0.00	0.00
-----------	-----------	------	------

Wilkes-Brimage, Roberta

Date	Transaction Description	Contribution Type	Ledger Data			SuperStream Data						
			Concessional	Non-Concession	Other	Reserves	Contribution	Employer	Concessional	Non-Concess	Other	
27/08/2018	MARTYN BRIMAGE Sondrio court	Personal - Concessional	15,000.00									
27/08/2018	MARTYN BRIMAGE Sondrio court	Personal - Non-Concessional		35,000.00								
28/08/2018	MARTYN BRIMAGE Sondrio court	Personal - Non-Concessional		20,000.00								
Total - Wilkes-Brimage, Roberta			15,000.00	55,000.00	0.00	0.00			0.00		0.00	0.00

Total for all members

39,057.35	119,000.00	0.00	0.00
-----------	------------	------	------

MS

114

BRIMAGE FAMILY SUPER FUND

Members Statement

Martyn Brimage
 16 Cormorant Drive
 Hewett, South Australia, 5118, Australia

Your Details

Date of Birth : 15/09/1959
 Age: 59
 Tax File Number: Provided
 Date Joined Fund: 08/09/2010
 Service Period Start Date: 08/09/2010
 Date Left Fund: 01/07/2018
 Member Code: BRIMAR00001P
 Account Start Date 17/12/2017
 Account Phase: Retirement Phase
 Account Description: Pension

Nominated Beneficiaries N/A
 Vested Benefits
 Total Death Benefit 0.00
 Current Salary 0.00
 Previous Salary 0.00
 Disability Benefit 0.00

Your Balance


Total Benefits

Preservation Components

Preserved
 Unrestricted Non Preserved
 Restricted Non Preserved

Tax Components

Tax Free (26.76%)
 Taxable



Your Detailed Account Summary

	This Year
Opening balance at 01/07/2018	848,539.59
<u>Increases to Member account during the period</u>	
Employer Contributions	
Personal Contributions (Concessional)	
Personal Contributions (Non Concessional)	
Government Co-Contributions	
Other Contributions	
Proceeds of Insurance Policies	
Transfers In	
Net Earnings	
Internal Transfer In	
<u>Decreases to Member account during the period</u>	
Pensions Paid	
Contributions Tax	
Income Tax	
No TFN Excess Contributions Tax	
Excess Contributions Tax	
Refund Excess Contributions	
Division 293 Tax	
Insurance Policy Premiums Paid	
Management Fees	
Member Expenses	
Benefits Paid/Transfers Out	
Superannuation Surcharge Tax	
Internal Transfer Out	848,539.59
Closing balance at 30/06/2019	0.00

Members Statement

Martyn Brimage
 16 Cormorant Drive
 Hewett, South Australia, 5118, Australia

Your Details

Date of Birth : 15/09/1959
 Age: 59
 Tax File Number: Provided
 Date Joined Fund: 08/09/2010
 Service Period Start Date: 08/09/2010
 Date Left Fund:
 Member Code: BRIMAR00002A
 Account Start Date 08/09/2010
 Account Phase: Accumulation Phase
 Account Description: Accumulation

Nominated Beneficiaries N/A
 Vested Benefits 1,066,485.87
 Total Death Benefit 1,066,485.87
 Current Salary 0.00
 Previous Salary 0.00
 Disability Benefit 0.00

Your Balance

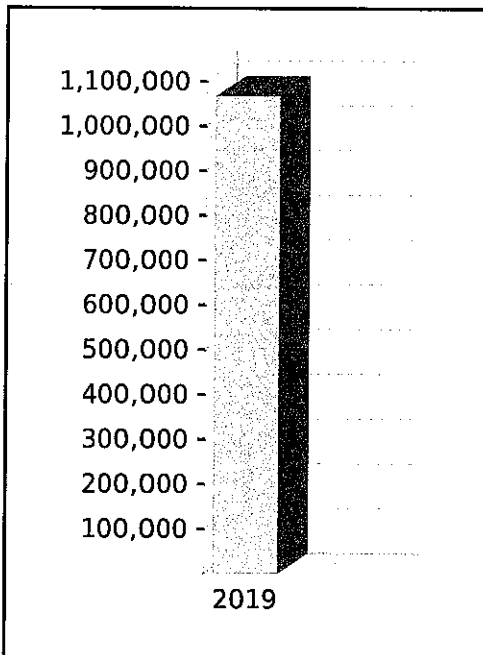
Total Benefits 1,066,485.87

Preservation Components

Preserved 121,366.66
 Unrestricted Non Preserved 945,119.21
 Restricted Non Preserved

Tax Components

Tax Free 345,039.78
 Taxable 721,446.09



Your Detailed Account Summary

	This Year
Opening balance at 01/07/2018	118,631.78
<u>Increases to Member account during the period</u>	
Employer Contributions	18,057.35
Personal Contributions (Concessional)	6,000.00
Personal Contributions (Non Concessional)	64,000.00
Government Co-Contributions	
Other Contributions	
Proceeds of Insurance Policies	
Transfers In	
Net Earnings	36,385.58
Internal Transfer In	1,793,658.80
<u>Decreases to Member account during the period</u>	
Pensions Paid	
Contributions Tax	3,608.59
Income Tax	(532.32)
No TFN Excess Contributions Tax	
Excess Contributions Tax	
Refund Excess Contributions	
Division 293 Tax	
Insurance Policy Premiums Paid	
Management Fees	
Member Expenses	
Benefits Paid/Transfers Out	
Superannuation Surcharge Tax	
Internal Transfer Out	967,171.37
Closing balance at 30/06/2019	1,066,485.87

BRIMAGE FAMILY SUPER FUND

Members Statement

Martyn Brimage
16 Cormorant Drive
Hewett, South Australia, 5118, Australia

Your Details

Date of Birth :	15/09/1959
Age:	59
Tax File Number:	Provided
Date Joined Fund:	08/09/2010
Service Period Start Date:	08/09/2010
Date Left Fund:	
Member Code:	BRIMAR00003P
Account Start Date	01/07/2018
Account Phase:	Retirement Phase
Account Description:	Account Based Pension 2

Nominated Beneficiaries	Roberta Wilkes-Brimage
Vested Benefits	
Total Death Benefit	0.00
Current Salary	0.00
Previous Salary	0.00
Disability Benefit	0.00

Your Balance


Total Benefits

Preservation Components

Preserved	(24,098.96)
Unrestricted Non Preserved	24,098.96
Restricted Non Preserved	

Tax Components

Tax Free (29.74%)	
Taxable	



Your Detailed Account Summary

This Year

Opening balance at 01/07/2018	
<u>Increases to Member account during the period</u>	
Employer Contributions	
Personal Contributions (Concessional)	
Personal Contributions (Non Concessional)	
Government Co-Contributions	
Other Contributions	
Proceeds of Insurance Policies	
Transfers In	
Net Earnings	12,870.36
Internal Transfer In	967,171.37
<u>Decreases to Member account during the period</u>	
Pensions Paid	33,684.00
Contributions Tax	
Income Tax	1,238.52
No TFN Excess Contributions Tax	
Excess Contributions Tax	
Refund Excess Contributions	
Division 293 Tax	
Insurance Policy Premiums Paid	
Management Fees	
Member Expenses	
Benefits Paid/Transfers Out	
Superannuation Surcharge Tax	
Internal Transfer Out	945,119.21
Closing balance at 30/06/2019	0.00

Members Statement

Roberta Wilkes-Brimage
 16 Cormorant Drive
 Hewett, South Australia, 5118, Australia

Your Details

Date of Birth : 13/10/1962
 Age: 56
 Tax File Number: Provided
 Date Joined Fund: 08/09/2010
 Service Period Start Date:
 Date Left Fund:
 Member Code: WILROB00001A
 Account Start Date 08/09/2010
 Account Phase: Accumulation Phase
 Account Description: Accumulation

Nominated Beneficiaries N/A
 Vested Benefits 69,812.78
 Total Death Benefit 69,812.78
 Current Salary 0.00
 Previous Salary 0.00
 Disability Benefit 0.00

Your Balance

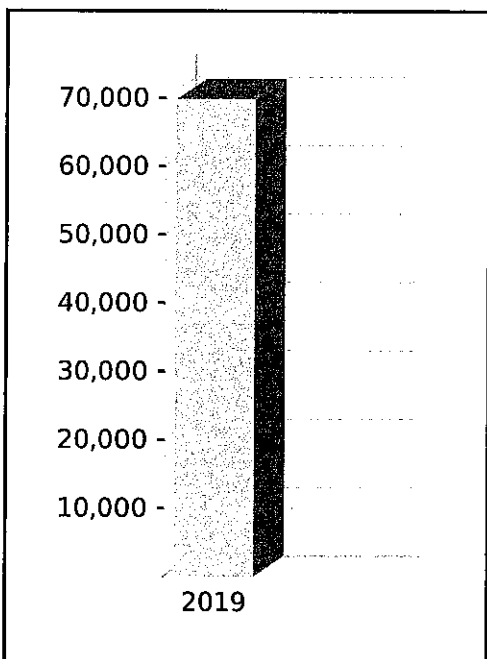
Total Benefits 69,812.78

Preservation Components

Preserved 69,812.77
 Unrestricted Non Preserved 0.01
 Restricted Non Preserved

Tax Components

Tax Free 55,000.00
 Taxable 14,812.78



Your Detailed Account Summary

	This Year
Opening balance at 01/07/2018	0.01
<u>Increases to Member account during the period</u>	
Employer Contributions	
Personal Contributions (Concessional)	15,000.00
Personal Contributions (Non Concessional)	55,000.00
Government Co-Contributions	
Other Contributions	
Proceeds of Insurance Policies	
Transfers In	
Net Earnings	2,414.54
Internal Transfer In	
<u>Decreases to Member account during the period</u>	
Pensions Paid	
Contributions Tax	2,250.00
Income Tax	351.77
No TFN Excess Contributions Tax	
Excess Contributions Tax	
Refund Excess Contributions	
Division 293 Tax	
Insurance Policy Premiums Paid	
Management Fees	
Member Expenses	
Benefits Paid/Transfers Out	
Superannuation Surcharge Tax	
Internal Transfer Out	
Closing balance at 30/06/2019	69,812.78

BRIMAGE FAMILY SUPER FUND

Deductions Notice Letter


Martyn Brimage and Roberta Wilkes-Brimage as trustee for BRIMAGE FAMILY SUPER FUND acknowledges that

Martyn Brimage

has advised in writing in accordance with Section 290-170 of the Income Tax Assessment Act 1997 the intention to claim a tax deduction of

\$6000.00

for contributions paid in the year ended 30 June 2019. The Trustee has taken action to deduct the appropriate level of tax from the contributions claimed.



Martyn Brimage

Date: 20/2/20


**** IMPORTANT INFORMATION - PLEASE READ THE FOLLOWING CAREFULLY ****

If your records confirm the above amount claimed no action on your behalf is required. Retain this acknowledgement with your taxation records as it may be requested by the Australian Taxation Office to substantiate your tax deduction for Superannuation Contributions.

Otherwise: Complete the details below and return this form to the Trustee if:

1. The amount shown above is not the amount that will be claimed, or
2. The Australian Taxation Office disallows/reduces the amount you claim.

In terms of Section 290-170 of the Income Tax Assessment Act 1997 I advise that the amount I intend to claim as a tax deduction for the period 01 July 2018 to 30 June 2019 is: \$ 6000



Martyn Brimage

Date: 20/2/20



Notice of intent to claim or vary a deduction for personal super contributions

COMPLETING THIS STATEMENT

- Print clearly using a black pen only.
- Use BLOCK LETTERS and print one character per box.
- Place in ALL applicable boxes.

! The instructions contain important information about completing this notice. Refer to them for more information about how to complete and lodge this notice.

Section A: Your details

1 Tax file number (TFN)

561 007 106

! The ATO does not collect this information provided on this form. This form is to assist you in providing details to your super fund. Your super fund is authorised to request your personal details, including your TFN, under the *Superannuation Industry (Supervision) Act 1993*, the *Income Tax Assessment Act 1997* and the *Taxation Administration Act 1953*. It is not an offence not to provide your TFN. However, if you do not provide your TFN, and your super fund doesn't already hold your TFN, they will not be permitted to accept the contribution(s) covered by this notice. For more information about your privacy please contact the entity you are providing this form to.

2 Name

Title: Mr Mrs Miss Ms Other

Family name
BRIMAGE

First given name: MARTYN
Other given names: JOHN

3 Date of birth: 15 / 09 / 1959

4 Current postal address

16 CORMORANT DRIVE

Suburb/town/locality: HEWITT
State/territory: SA
Postcode: 5118

Country if outside of Australia

5 Daytime phone number (include area code)

Section B: Super fund's details

6 Fund name

BRIMAGE FAMILY SUPER FUND

7 Fund Australian business number (ABN) 53 526 704 411

8 Member account number BRIMAR0000002A

9 Unique Superannuation Identifier (USI) (if known)

Section C: Contribution details

10 Personal contribution details

Is this notice varying an earlier notice? No Yes

If you answered 'No' complete the **Original Notice to Claim a Tax Deduction** section below.
If you answered 'Yes' complete the **Variation of previous valid notice of intent** section below.

ORIGINAL NOTICE TO CLAIM A TAX DEDUCTION

11 Financial year ended 30 June 20

12 My personal contributions to this fund in the above financial year \$

13 The amount of these personal contributions I will be claiming as a tax deduction \$

Section D: Declaration

This form has a declaration where you say the information in it is correct and complete. Please review the information before you sign the declaration. If you provide false or misleading information, or fail to take reasonable care, you may be liable to administrative penalties imposed by taxation law.

INTENTION TO CLAIM A TAX DEDUCTION

! Complete this declaration if you have **not** previously lodged a valid notice with your super fund for these contributions.

I declare that at the time of lodging this notice:

- I intend to claim the personal contributions stated as a tax deduction
- I am a current member of the identified super fund
- the identified super fund currently holds these contributions and has not begun to pay a superannuation income stream based in whole or part on these contributions
- I have not included any of the contributions in an earlier valid notice.

I declare that I am lodging this notice at the earlier of **either**:

- before the end of the day that I lodged my income tax return for the income year in which the personal contributions were made, **or**
- before the end of the income year following the year in which the contribution was made.

I declare that the information given on this notice is correct and complete.

Name (Print in BLOCK LETTERS)

Signature



Date

Day Month Year
 / /

➤ Send your completed notice to your super fund. **Do not send it to us.** The information on this notice is for you and your super fund. We don't collect this information; we only provide a format for you to provide the information to your super fund.

VARIATION OF PREVIOUS VALID NOTICE OF INTENT

14 Financial year ended 30 June 20

15 My personal contributions to this fund in the above financial year \$, .

16 The amount of these personal contributions claimed in my original notice of intent \$, .

17 The amount of these personal contributions I will now be claiming as a tax deduction \$, .

BRIMAGE FAMILY SUPER FUND

Deductions Notice Letter


Martyn Brimage and Roberta Wilkes-Brimage as trustee for BRIMAGE FAMILY SUPER FUND acknowledges that

Roberta Wilkes-Brimage

has advised in writing in accordance with Section 290-170 of the Income Tax Assessment Act 1997 the intention to claim a tax deduction of

\$15000.00

for contributions paid in the year ended 30 June 2019. The Trustee has taken action to deduct the appropriate level of tax from the contributions claimed.


Martyn Brimage

Date: 20/2/20

**** IMPORTANT INFORMATION - PLEASE READ THE FOLLOWING CAREFULLY ****

If your records confirm the above amount claimed no action on your behalf is required. Retain this acknowledgement with your taxation records as it may be requested by the Australian Taxation Office to substantiate your tax deduction for Superannuation Contributions.

Otherwise: Complete the details below and return this form to the Trustee if:

1. The amount shown above is not the amount that will be claimed, or
2. The Australian Taxation Office disallows/reduces the amount you claim.

In terms of Section 290-170 of the Income Tax Assessment Act 1997 I advise that the amount I intend to claim as a tax deduction for the period 01 July 2018 to 30 June 2019 is: \$ 15000


Roberta Wilkes-Brimage

Date: 20/2/2020



Notice of intent to claim or vary a deduction for personal super contributions

COMPLETING THIS STATEMENT

- Print clearly using a black pen only.
- Use BLOCK LETTERS and print one character per box.
- Place in ALL applicable boxes.

! The instructions contain important information about completing this notice. Refer to them for more information about how to complete and lodge this notice.

Section A: Your details

1 Tax file number (TFN)

587 385 387

! The ATO does not collect this information provided on this form. This form is to assist you in providing details to your super fund. Your super fund is authorised to request your personal details, including your TFN, under the *Superannuation Industry (Supervision) Act 1993*, the *Income Tax Assessment Act 1997* and the *Taxation Administration Act 1953*. It is not an offence not to provide your TFN. However, if you do not provide your TFN, and your super fund doesn't already hold your TFN, they will not be permitted to accept the contribution(s) covered by this notice. For more information about your privacy please contact the entity you are providing this form to.

2 Name

Title: Mr Mrs Miss Ms Other

Family name
WILKES-BRIMAGE

First given name
ROBERTA

Other given names

3 Date of birth Day Month Year
13 / 10 / 1962

4 Current postal address

16 CORMORANT DRIVE

Suburb/town/locality
HEWETT

State/territory
SA (Australia only)

Postcode
5118 (Australia only)

5 Daytime phone number (include area code)

Section B: Super fund's details

6 Fund name

BRIMAGE FAMILY SUPER FUND

7 Fund Australian business number (ABN) 53 326 104 411

8 Member account number 2

9 Unique Superannuation Identifier (USI) (if known)

Section C: Contribution details

10 Personal contribution details

Is this notice varying an earlier notice? No Yes

If you answered 'No' complete the Original Notice to Claim a Tax Deduction section below.
If you answered 'Yes' complete the Variation of previous valid notice of intent section below.

ORIGINAL NOTICE TO CLAIM A TAX DEDUCTION

11 Financial year ended 30 June 20

12 My personal contributions to this fund in the above financial year \$

13 The amount of these personal contributions I will be claiming as a tax deduction \$

Section D: Declaration

This form has a declaration where you say the information in it is correct and complete. Please review the information before you sign the declaration. If you provide false or misleading information, or fail to take reasonable care, you may be liable to administrative penalties imposed by taxation law.

INTENTION TO CLAIM A TAX DEDUCTION

Complete this declaration if you have not previously lodged a valid notice with your super fund for these contributions.

I declare that at the time of lodging this notice:

- I intend to claim the personal contributions stated as a tax deduction
- I am a current member of the identified super fund
- the identified super fund currently holds these contributions and has not begun to pay a superannuation income stream based in whole or part on these contributions
- I have not included any of the contributions in an earlier valid notice.

I declare that I am lodging this notice at the earlier of either:

- before the end of the day that I lodged my income tax return for the income year in which the personal contributions were made, or
- before the end of the income year following the year in which the contribution was made.

I declare that the information given on this notice is correct and complete.

Name (Print in BLOCK LETTERS)

Signature

Date

Day Month Year
 / /

Send your completed notice to your super fund. Do not send it to us. The information on this notice is for you and your super fund. We don't collect this information; we only provide a format for you to provide the information to your super fund.

VARIATION OF PREVIOUS VALID NOTICE OF INTENT

14 Financial year ended 30 June 20

15 My personal contributions to this fund in the above financial year \$

16 The amount of these personal contributions claimed in my original notice of intent \$

17 The amount of these personal contributions I will now be claiming as a tax deduction \$

Declaration

This form has a declaration where you sign to indicate that the information in it is correct and complete. Please review the information before you sign the declaration. If you provide false or misleading information, or fail to take reasonable care, you may be liable to administrative penalties imposed by taxation law.

1 Complete this declaration if you have already lodged a valid notice with your fund for these contributions and you wish to reduce the amount stated in that notice.

VARIATION OF PREVIOUS VALID NOTICE OF INTENT

I declare that at the time of lodging this notice:

- I intend to claim the personal contributions stated as a tax deduction
- I am a current member of the identified super fund
- the identified super fund currently holds these contributions and has not begun to pay a superannuation income stream based in whole or part on these contributions.

- I have not yet lodged my income tax return for the relevant year and this variation notice is being lodged on or before 30 June in the financial year following the year in which the personal contributions were made, or
- the ATO has disallowed my claim for a deduction for the relevant year and this notice reduces the amount stated in my previous valid notice by the amount that has been disallowed.

I declare that I wish to vary my previous valid notice for these contributions by **reducing** the amount I advised in my previous notice and I confirm that either:

- I have lodged my income tax return for the year in which the contribution was made, prior to the end of the following income year, and this variation notice is being lodged before the end of the day on which the return was lodged, or

I declare that the information given on this notice is correct and complete.

Name (Print in BLOCK LETTERS)

ROBERTA ANNE WILKES BRIMAGE

Signature

RAWBIMAGE

Date

Day: 20 / Month: 02 / Year: 2020

2 Send your completed variation notice to your super fund. Do not send it to us. The information on this notice is for you and your super fund. We don't collect this information; we only provide a format for you to provide the information to your super fund.

20 February 2020

Reference number: 122015647

The Trustees
BRIMAGE FAMILY SUPER FUND
c/o Coull & Prior Taxation Consultants
PO BOX 553
Port Adelaide SA 5015

Dear Trustees,

SECTION 295.390 ACTUARY'S CERTIFICATE OF EXEMPT INCOME

This certificate has been prepared for the Trustees of BRIMAGE FAMILY SUPER FUND to certify the exempt income proportion in accordance with section 295.390 of the Income Tax Assessment Act ("ITAA") 1997 for the 2018/19 income year.

I hereby certify that the proportion of the applicable income of BRIMAGE FAMILY SUPER FUND ("the Fund") for the year ending 30 June 2019 that should be exempt from income tax is: **77.143%**

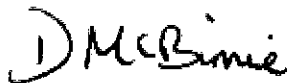
This exempt income proportion does not apply to income earned on segregated current pension assets and segregated non-current assets.

Further details of my calculation and the information on which it is based are contained in the appendices and covering email. These form part of my report and should be read in their entirety.

- ◇ Appendix A: Information used to calculate the exempt income proportion
- ◇ Appendix B: Fund liabilities
- ◇ Appendix C: Exempt current pension income result and adequacy opinion
- ◇ Appendix D: Apportioning expenses

I confirm that this actuarial certificate has been prepared in accordance with Professional Standard 406 issued by the Institute of Actuaries of Australia and other relevant professional standards and guidance notes.

Yours sincerely,



Doug McBirnie, B.Sc. (Hons), FIA, FIAA

Appendix A – Information used to calculate the exempt income proportion

Fund data and financials

This certificate has been prepared at the request of, and based on data supplied by, Coull & Prior Taxation Consultants on behalf of the Trustees for the 2018/19 income year. A summary of the data supplied to us for the purpose of calculating the exempt income proportion is provided below:

Name of fund: BRIMAGE FAMILY SUPER FUND
Fund ABN: 53526104411
Trustees: Martyn Brimage
 Roberta Wilkes-Brimage

Member name	Martyn Brimage	Roberta Wilkes-Brimage
Date of birth	15 Sep 1959	13 Oct 1962
Value of retirement phase income streams as at 1 Jul 2018	\$848,540	\$0
Value of retirement phase income streams at 1 Jul 2018 excluding liabilities in respect to segregated current pension assets.	\$848,540	\$0
Retirement phase income stream(s) commenced	1 Jul 2018	
Retirement phase income stream(s) commuted	1 Jul 2018 13 May 2019	

The aggregate operating statement information is:

Assets available at 1 July 2018	\$967,171
Plus	
Non-concessional contributions	\$119,000
Concessional contributions	\$39,057
Less	
Pension payments and lump sum withdrawals	\$33,684
Equals	
Balance before income and expenses	\$1,091,545
Preliminary net income	\$4,975
Gross assets available at year end (before tax)	\$1,096,520

We understand that the financial information provided to us when applying for this certificate may be unaudited. Should the financial information provided to us change, as a result of audit or otherwise, this may affect the results of our calculations and we recommend you apply for an amended certificate.

In addition to relying on the data provided to us, we have made the following assumptions when completing this actuarial certificate:

- ◆ Member One commenced an account-based pension with their entire accumulation balance on 1 July 2018 allowing for any transactions that occurred on that date, with a purchase price of \$967,171.37.
- ◆ Member One commuted their entire account-based pension balance of \$848,539.59 on 1 July 2018.
- ◆ Member One commuted their entire account-based pension balance of \$945,119.21 on 13 May 2019.

The information provided to us indicated that this Fund had disregarded small fund assets, as defined in section 295.387 of the ITAA 1997. The Fund therefore had no segregated current pension assets or segregated non-current assets and could not use the segregated method to claim exempt current pension income during the income year.

Minimum pension standards

Based on the information provided, the Fund contains only accumulation and account-based type income stream benefits (commonly referred to as pensions). These include allocated pensions, market linked pensions, and account-based income streams (including transition to retirement pensions). The Fund contains no other types of income stream benefits such as defined benefits in growth or pension phase.

The Superannuation Industry Supervision (SIS) Regulations for account-based income streams include a requirement for a minimum amount to be paid to the member over the year depending on the member's age, opening account balance date of commencement. Where the minimum pension standards are not met the earnings on the assets supporting that income stream may not be eligible for an exemption from income tax, and the exempt income proportion shown in this certificate may not be correct. It was confirmed upon submission of the data for this report that all assets shown as supporting retirement phase superannuation income streams are eligible for an exemption from income tax by virtue of having met the minimum pension standards for the Income year. We have not checked that this is the case and recommend that the Fund's auditor satisfies him or herself that the relevant standards have been met.

Appendix B – Fund liabilities

Segregated current pension assets

Section 295.385 of the ITAA 1997 defines segregated current pension assets as those assets that are set aside to solely support retirement phase income streams. Assessable income (excluding non-arm's length income and assessable contributions) earned on these assets is exempt from income tax.

Guidance from the Australian Tax Office states that where a fund's only superannuation liabilities are in respect of account-based retirement phase income streams at a particular point in time, the fund's assets are deemed to be segregated current pension assets. The eligible income earned during a period where a fund is 100% in retirement phase is therefore exempt from tax under the segregated method.

An exception to the above is where a fund has disregarded small fund assets and is therefore unable to use the segregated method. Disregarded small fund assets are defined under section 295.387 of ITAA 1997 and apply where an SMSF or small-APRA fund have a retirement phase income stream in an income year and at the previous 30 June:

- ◆ A member of the fund had a total superannuation balance (including accounts outside that fund) of over \$1.6 million, and
- ◆ That member was the recipient of a retirement phase income stream in any fund.

We understand that this Fund did have disregarded small fund assets in the 2019 income year and therefore had no segregated current pension assets

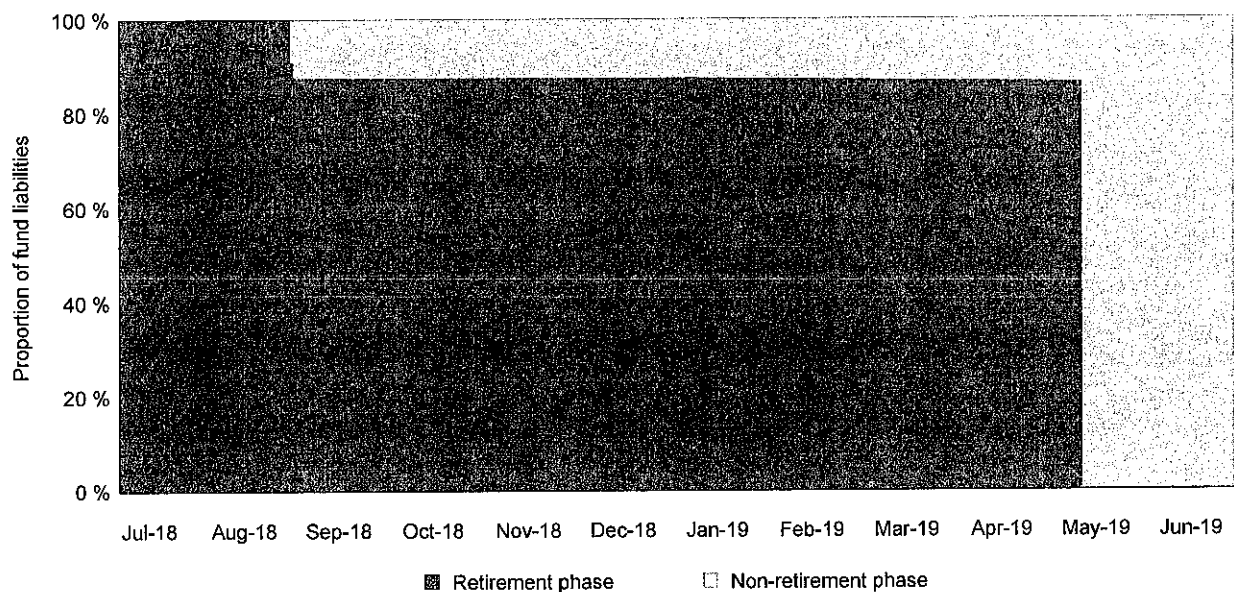
Based on the information provided, our calculations assume that the Fund had no segregated current pension assets.

Segregated non-current assets

Segregated non-current assets as defined in section 295.395 of ITAA 1997 are those assets set aside solely to support non-retirement phase superannuation liabilities such as accumulation interests. A separate actuary's certificate is required in order to segregate such assets. We understand that the Fund had no segregated non-current assets during the income year.

Illustration of liabilities

The following chart illustrates the Fund's liabilities during the income year:



The green non-retirement phase liabilities represent accumulation interests, reserves and non-retirement phase transition to retirement income streams in the Fund over the income year. The grey unsegregated retirement phase liabilities represent retirement phase income streams that were not segregated current pension assets.

The liabilities shown in grey and green are those that are used to calculate the exempt income proportion. These liabilities are known as 'unsegregated' and eligible income earned on assets supporting these liabilities will claim ECPI based on the exempt income proportion in this actuarial certificate.

Appendix C - Exempt income proportion results and adequacy opinion

Exempt income proportion

Superannuation funds claiming exempt current pension income ("ECPI") under section 295.390 of the ITAA 1997, known as the proportionate or unsegregated method, are required to obtain an actuary's certificate prior to lodgement of the fund's income tax return. The proportion of the applicable income, excluding income earned on segregated current pension assets and segregated non-current assets, for the year ending 30 June 2019 that should be exempt from income tax is calculated as follows:

$$\frac{\text{Average value of current pension liabilities}}{\text{Average value of superannuation liabilities}} = \frac{\$824,697}{\$1,069,047} = 77.143\%$$

Within the requirements of legislation and the Fund's Trust Deed and Rules, the Trustees may have discretion about how income and expenses are allocated at the member level. We have not checked the terms of the Fund's Trust Deed and Rules. The daily weighted average calculation of the exempt income proportion provides a fair and reasonable method of apportioning these items between the member accounts at year end for income earned on assets that are not segregated assets and is provided below:

Member Name	Martyn Brimage	Roberta Wilkes-Brimage	Fund
Exempt income proportion	77.143%	0.000%	77.143%
Non-exempt income proportion	17.514%	5.343%	22.857%

The above proportions are unlikely to be appropriate for allocating income earned on segregated assets.

Calculating the fund's exempt current pension income for the purpose of your tax return

The exempt income proportion is applied to net ordinary assessable income including net capital gains, but excluding assessable contributions, non-arm's length income and income including capital gains or losses derived from any segregated assets. The Trustee would calculate ECPI as follows:

Total ECPI = Eligible income * Exempt income proportion + Income on segregated current pension assets

Unutilised capital losses (except capital losses on segregated current pension assets) can be carried forward until they can be offset against assessable capital gains.

Adequacy opinion and methodology

By definition, the liabilities of an account-based member interest or reserve at a particular time, in the absence of any unusual terms or guarantees, are equal to the value of the assets backing it. Therefore no specific assumption has been made (or is needed) regarding rates of return on the Fund's assets; pension increases; or the liability calculation discount rate. As such, I am satisfied that the amount of the assets at the end of the year, if accumulated together with the Fund's future earnings and contributions, will provide the amount required to discharge in full the liabilities as they fall due. No recommendation is needed with regard to future contributions.

The average values used in the exempt income proportion are determined using a daily weighted average calculation which takes into account relevant information such as the opening balances of each member account, any reserves, and the size and timing of any member transactions during the income year. Unless otherwise stated, all member transactions including pension commencements and commutations are assumed to occur immediately at the start of each day. More information on the methodology used can be found at <https://www.accurium.com.au/-/media/Accurium/Membership/methodology-guide>

Appendix D - Apportioning expenses

Methods for apportioning expenses

A superannuation fund can generally deduct expenses to the extent they were incurred in producing assessable income. Where an expense can be attributed to solely producing assessable income then it can be deducted from assessable income in its entirety. Where it is solely attributable to non-assessable income it is entirely non-deductible. However, expenses that cannot be attributed to solely producing exempt income or solely producing assessable income need to be apportioned to determine how much can be deducted.

A fair and reasonable approach must be used to determine what proportion of such an expense can be deducted. A common industry approach has used the tax exempt proportion provided in the fund's actuarial certificate to determine an appropriate deductibility proportion as follows:

$$\text{Expense deductibility proportion} = 1 - \text{actuarial exempt income proportion}$$

This generally represents the proportion of fund's total income that is assessable during an income year. It is therefore a fair and reasonable approach to apportioning an expense that relates to the whole fund for that income year.

However, superannuation liabilities supported by segregated current pension assets are excluded from the actuarial exempt income proportion calculation. This includes assets which were deemed to be segregated at a particular time due to the fund only having retirement phase superannuation liabilities at that time.

Where a fund does have segregated current pension assets, the approach above is likely to underestimate the extent to which an expense was incurred in producing exempt income, and therefore overstate the amount that can be reasonably deducted.

For those funds wishing to use the actuarial exempt income proportion as the basis for the deductibility of expenses we have determined below a deductibility proportion that takes into account all fund liabilities over the income year. This may be different to (1 – actuarial exempt income proportion) where the fund has segregated current pension assets and may be a fair and reasonable deductible proportion for expenses which must be apportioned and relate to the whole income year.

Expense deductibility proportion

The following deductible proportion has been determined based on all fund liabilities, including any segregated current pension assets identified in Appendix B, using the same methodology as the exempt income proportion described in Appendix C.

Expense deductibility proportion:	22.857%
-----------------------------------	---------

This is not intended to be tax advice and you should determine whether this deductible proportion is appropriate for this fund and for each relevant fund expense prior to use.

BRIMAGE FAMILY SUPER FUND Market Movement Report

As at 30 June 2019

Investment	Date	Description	Accounting			Unrealised			Realised			Total
			Units	Cost Movement	Market Movement	Depreciation	Balance	Consideration	Accounting Cost Base	Accounting Profit/(loss)		
AMP Capital Core Infrastructure Fund -												
	01/07/2018	Opening Balance	40,045.97	0.00	0.00	0.00	0.00	51,407.01	0.00	0.00	0.00	0.00
	26/08/2018	Revaluation	0.00	0.00	(154.98)	0.00	0.00	51,252.03	0.00	0.00	0.00	0.00
	08/05/2019	Purchase	59,800.65	80,000.00	0.00	0.00	0.00	131,252.03	0.00	0.00	0.00	0.00
	12/05/2019	Revaluation	0.00	0.00	2,630.09	0.00	0.00	133,882.12	0.00	0.00	0.00	0.00
	12/05/2019	Revaluation	0.00	0.00	154.98	0.00	0.00	134,037.10	0.00	0.00	0.00	0.00
	30/06/2019	Revaluation	0.00	0.00	4,171.59	0.00	0.00	138,208.69	0.00	0.00	0.00	0.00
	30/06/2019		99,846.62	80,000.00	6,801.68	0.00	0.00	138,208.69	0.00	0.00	0.00	0.00
AMP Capital Corporate Bond Fund - Off.												
	01/07/2018	Opening Balance	140,303.24	0.00	0.00	0.00	0.00	138,709.40	0.00	0.00	0.00	0.00
	26/08/2018	Revaluation	0.00	0.00	(315.69)	0.00	0.00	138,393.71	0.00	0.00	0.00	0.00
	12/05/2019	Revaluation	0.00	0.00	(634.18)	0.00	0.00	137,759.53	0.00	0.00	0.00	0.00
	12/05/2019	Revaluation	0.00	0.00	315.69	0.00	0.00	138,075.22	0.00	0.00	0.00	0.00
	30/06/2019	Revaluation	0.00	0.00	322.70	0.00	0.00	138,397.92	0.00	0.00	0.00	0.00
	30/06/2019		140,303.24	0.00	(311.48)	0.00	0.00	138,397.92	0.00	0.00	0.00	0.00
AMP Capital Wsale Aust'n Prop Fd												
	25/07/2018	Purchase	61,256.72	80,000.00	0.00	0.00	0.00	80,000.00	0.00	0.00	0.00	0.00
	26/08/2018	Revaluation	0.00	0.00	409.12	0.00	0.00	80,409.12	0.00	0.00	0.00	0.00
	07/05/2019	Purchase	56,466.42	75,000.00	0.00	0.00	0.00	155,409.12	0.00	0.00	0.00	0.00
	12/05/2019	Revaluation	0.00	0.00	1,423.45	0.00	0.00	156,832.57	0.00	0.00	0.00	0.00
	12/05/2019	Revaluation	0.00	0.00	(409.12)	0.00	0.00	156,423.45	0.00	0.00	0.00	0.00
	30/06/2019	Revaluation	0.00	0.00	835.83	0.00	0.00	157,259.28	0.00	0.00	0.00	0.00
	30/06/2019		117,723.14	155,000.00	2,259.28	0.00	0.00	157,259.28	0.00	0.00	0.00	0.00
ANZ Banking Group Ltd FPO												
	01/07/2018	Opening Balance	412.00	0.00	0.00	0.00	0.00	11,634.88	0.00	0.00	0.00	0.00
	26/08/2018	Revaluation	0.00	0.00	107.12	0.00	0.00	11,742.00	0.00	0.00	0.00	0.00
	12/05/2019	Revaluation	0.00	0.00	(304.88)	0.00	0.00	11,437.12	0.00	0.00	0.00	0.00
	12/05/2019	Revaluation	0.00	0.00	(107.12)	0.00	0.00	11,330.00	0.00	0.00	0.00	0.00
	30/06/2019	Revaluation	0.00	0.00	292.52	0.00	0.00	11,622.52	0.00	0.00	0.00	0.00
	30/06/2019		412.00	0.00	(12.36)	0.00	0.00	11,622.52	0.00	0.00	0.00	0.00
Benelong Ex-20 Aust Equities Fd												
	24/07/2018	Purchase	15,471.49	40,000.00	0.00	0.00	0.00	40,000.00	0.00	0.00	0.00	0.00
	26/08/2018	Revaluation	0.00	0.00	(227.43)	0.00	0.00	39,772.57	0.00	0.00	0.00	0.00
	12/05/2019	Revaluation	0.00	0.00	(4,703.33)	0.00	0.00	35,069.24	0.00	0.00	0.00	0.00

BRIMAGE FAMILY SUPER FUND Market Movement Report

As at 30 June 2019

Investment	Date	Description	Unrealised			Realised			Total	
			Units	Accounting Cost Movement	Market Movement	Depreciation	Balance	Consideration		Accounting Cost Base
PIMCO Diversified Fixed Interest Fund -										
	02/05/2019	Purchase	116,993.27	120,000.00	0.00	0.00	120,000.00	0.00	0.00	0.00
	12/05/2019	Revaluation	0.00	0.00	(549.87)	0.00	119,450.13	0.00	0.00	0.00
	30/06/2019	Revaluation	0.00	0.00	2,749.34	0.00	122,199.47	0.00	0.00	0.00
	30/06/2019		116,993.27	120,000.00	2,199.47	0.00	122,199.47	0.00	0.00	0.00
Pandal Global Emerging Markets										
	01/07/2018	Opening Balance	27,949.35	0.00	0.00	0.00	35,056.87	0.00	0.00	0.00
	26/08/2018	Revaluation	0.00	0.00	(192.85)	0.00	34,864.02	0.00	0.00	0.00
	12/05/2019	Revaluation	0.00	0.00	729.48	0.00	35,593.50	0.00	0.00	0.00
	12/05/2019	Revaluation	0.00	0.00	192.85	0.00	35,786.35	0.00	0.00	0.00
	30/06/2019	Revaluation	0.00	0.00	1,548.39	0.00	37,334.74	0.00	0.00	0.00
	30/06/2019		27,949.35	0.00	2,277.87	0.00	37,334.74	0.00	0.00	0.00
Perpetual Wholesale Diversified Income										
	01/07/2018	Opening Balance	143,211.08	0.00	0.00	0.00	139,774.01	0.00	0.00	0.00
	01/07/2018	Revaluation	0.00	0.00	55.14	0.00	139,829.15	0.00	0.00	0.00
	26/08/2018	Revaluation	0.00	0.00	(549.36)	0.00	139,279.79	0.00	0.00	0.00
	12/05/2019	Revaluation	0.00	0.00	(1,020.38)	0.00	138,259.41	0.00	0.00	0.00
	12/05/2019	Revaluation	0.00	0.00	549.36	0.00	138,808.77	0.00	0.00	0.00
	30/06/2019	Revaluation	0.00	0.00	740.26	0.00	139,549.03	0.00	0.00	0.00
	30/06/2019		143,211.08	0.00	(224.98)	0.00	139,549.03	0.00	0.00	0.00
Perpetual Wholesale Share Plus Long										
	01/07/2018	Opening Balance	13,455.16	0.00	0.00	0.00	39,235.24	0.00	0.00	0.00
	01/07/2018	Revaluation	0.00	0.00	(4.64)	0.00	39,230.60	0.00	0.00	0.00
	26/08/2018	Revaluation	0.00	0.00	(3,432.49)	0.00	35,798.11	0.00	0.00	0.00
	12/05/2019	Revaluation	0.00	0.00	(3,838.04)	0.00	31,960.07	0.00	0.00	0.00
	12/05/2019	Revaluation	0.00	0.00	3,432.49	0.00	35,392.56	0.00	0.00	0.00
	30/06/2019	Revaluation	0.00	0.00	840.09	0.00	36,232.65	0.00	0.00	0.00
	30/06/2019		13,455.16	0.00	(3,002.59)	0.00	36,232.65	0.00	0.00	0.00
Platinum Asia Fund										
	01/07/2018	Opening Balance	8,800.49	0.00	0.00	0.00	22,783.59	0.00	0.00	0.00
	01/07/2018	Revaluation	0.00	0.00	5,273.25	0.00	28,056.84	0.00	0.00	0.00
	26/08/2018	Revaluation	0.00	0.00	(5,840.00)	0.00	22,216.84	0.00	0.00	0.00
	12/05/2019	Revaluation	0.00	0.00	(5,317.25)	0.00	16,899.59	0.00	0.00	0.00
	12/05/2019	Revaluation	0.00	0.00	5,840.00	0.00	22,739.59	0.00	0.00	0.00

BRIMAGE FAMILY SUPER FUND
Market Movement Report

As at 30 June 2019

Investment	Date	Description	Accounting Cost			Unrealised			Realised			Total
			Units	Cost Movement	Market Movement	Depreciation	Balance	Consideration	Accounting Cost Base	Accounting Profit/(loss)		
	30/06/2019	Revaluation	0.00	0.00	139.04	0.00	0.00	22,878.63	0.00	0.00	0.00	0.00
	30/06/2019		8,800.49	0.00	95.04	0.00	0.00	22,878.63	0.00	0.00	0.00	0.00
Rio Tinto Limited												
	01/07/2018	Opening Balance	172.00	0.00	0.00	0.00	0.00	14,351.68	0.00	0.00	0.00	0.00
	26/08/2018	Revaluation	0.00	0.00	(1,979.72)	0.00	0.00	12,371.96	0.00	0.00	0.00	0.00
	12/05/2019	Revaluation	0.00	0.00	2,034.76	0.00	0.00	14,406.72	0.00	0.00	0.00	0.00
	12/05/2019	Revaluation	0.00	0.00	1,979.72	0.00	0.00	16,386.44	0.00	0.00	0.00	0.00
	30/06/2019	Revaluation	0.00	0.00	1,460.28	0.00	0.00	17,846.72	0.00	0.00	0.00	0.00
	30/06/2019		172.00	0.00	3,495.04	0.00	0.00	17,846.72	0.00	0.00	0.00	0.00
South32 Limited												
	01/07/2018	Opening Balance	415.00	0.00	0.00	0.00	0.00	1,498.15	0.00	0.00	0.00	0.00
	26/08/2018	Revaluation	0.00	0.00	(91.30)	0.00	0.00	1,406.85	0.00	0.00	0.00	0.00
	12/05/2019	Revaluation	0.00	0.00	(132.80)	0.00	0.00	1,274.05	0.00	0.00	0.00	0.00
	12/05/2019	Revaluation	0.00	0.00	91.30	0.00	0.00	1,365.35	0.00	0.00	0.00	0.00
	30/06/2019	Revaluation	0.00	0.00	(45.65)	0.00	0.00	1,319.70	0.00	0.00	0.00	0.00
	30/06/2019		415.00	0.00	(178.45)	0.00	0.00	1,319.70	0.00	0.00	0.00	0.00
The Montgomery Fund												
	01/07/2018	Opening Balance	26,366.38	0.00	0.00	0.00	0.00	37,036.86	0.00	0.00	0.00	0.00
	01/07/2018	Revaluation	0.00	0.00	2,960.94	0.00	0.00	39,997.80	0.00	0.00	0.00	0.00
	26/08/2018	Revaluation	0.00	0.00	(2,715.73)	0.00	0.00	37,282.07	0.00	0.00	0.00	0.00
	12/05/2019	Revaluation	0.00	0.00	(2,372.97)	0.00	0.00	34,909.10	0.00	0.00	0.00	0.00
	12/05/2019	Revaluation	0.00	0.00	2,715.73	0.00	0.00	37,624.83	0.00	0.00	0.00	0.00
	30/06/2019	Revaluation	0.00	0.00	350.67	0.00	0.00	37,975.50	0.00	0.00	0.00	0.00
	30/06/2019		26,366.38	0.00	938.64	0.00	0.00	37,975.50	0.00	0.00	0.00	0.00
Westpac Banking Corporation												
	01/07/2018	Opening Balance	408.00	0.00	0.00	0.00	0.00	11,954.40	0.00	0.00	0.00	0.00
	26/08/2018	Revaluation	0.00	0.00	(669.12)	0.00	0.00	11,285.28	0.00	0.00	0.00	0.00
	12/05/2019	Revaluation	0.00	0.00	(848.64)	0.00	0.00	10,436.64	0.00	0.00	0.00	0.00
	12/05/2019	Revaluation	0.00	0.00	669.12	0.00	0.00	11,105.76	0.00	0.00	0.00	0.00
	30/06/2019	Revaluation	0.00	0.00	465.12	0.00	0.00	11,570.88	0.00	0.00	0.00	0.00
	30/06/2019		408.00	0.00	(383.52)	0.00	0.00	11,570.88	0.00	0.00	0.00	0.00

BRIMAGE FAMILY SUPER FUND
Market Movement Report

As at 30 June 2019

Investment	Date	Description	Unrealised			Realised			Total
			Units	Accounting Cost Movement	Market Movement	Depreciation	Balance	Consideration	
Woodside Petroleum Limited									
	01/07/2018	Opening Balance	210.00	0.00	0.00	0.00	7,446.60	0.00	0.00
	26/08/2018	Revaluation	0.00	0.00	73.50	0.00	7,520.10	0.00	0.00
	12/05/2019	Revaluation	0.00	0.00	56.70	0.00	7,576.80	0.00	0.00
	12/05/2019	Revaluation	0.00	0.00	(73.50)	0.00	7,503.30	0.00	0.00
	30/06/2019	Revaluation	0.00	0.00	132.30	0.00	7,635.60	0.00	0.00
	30/06/2019		210.00	0.00	189.00	0.00	7,635.60	0.00	0.00
Total Market Movement				16,577.27					2,570.22

(14,007.05)
 See 52

BRIMAGE FAMILY SUPER FUND

Realised Capital Gains Report

For the period: 1 July 2018 to 30 June 2019

Investment	Accounting Treatment				Tax Treatment								
	Purchase Contract Date	Disposal Contract Date	Units	Cost	Proceeds	Accounting Profit/(Loss)	Adjusted Cost Base	Reduced Cost Base	Indexed Cost Base	Indexed Gains	Discounted Gains (Gross)	Other Gains	Capital Loss
Shares in Listed Companies (Australian)													
Bhp Billiton Limited - Ordinary Fully Paid													
	12/04/2011	24/12/2018	268.00	11,981.43	1,318.56	(10,662.87)	11,981.43	11,981.43	0.00	0.00	0.00	0.00	(10,662.87)
			268.00	11,981.43	1,318.56	(10,662.87)	11,981.43	11,981.43	0.00	0.00	0.00	0.00	(10,662.87)
			268.00	11,981.43	1,318.56	(10,662.87)	11,981.43	11,981.43	0.00	0.00	0.00	0.00	(10,662.87)
Units in Listed Unit Trusts (Australian)													
Bennelong Ex-20 Aust Equities Fd													
			0.00	0.00	0.00	0.00	0.00	0.00	0.00	0.00	732.54	0.00	0.00
			0.00	0.00	0.00	0.00	0.00	0.00	0.00	0.00	732.54	0.00	0.00
Bennelong Kardinia Absolute Return Fund													
	20/04/2016	17/04/2019	25,140.99	30,000.00	27,865.36	(2,134.64)	29,634.07	29,634.07	0.00	0.00	0.00	0.00	(1,768.71)
	20/11/2014	17/04/2019	71,087.19	80,000.00	78,790.46	(1,209.54)	78,965.32	78,965.32	0.00	0.00	0.00	0.00	(174.86)
			96,228.18	110,000.00	106,655.82	(3,344.18)	108,599.39	108,599.39	0.00	0.00	0.00	0.00	(1,943.57)
Magellan Global Fund													
			0.00	0.00	0.00	0.00	0.00	0.00	0.00	0.00	2,428.07	0.00	0.00
			0.00	0.00	0.00	0.00	0.00	0.00	0.00	0.00	2,428.07	0.00	0.00
Pendal Global Emerging Markets Opportunities Fund - Wholesale (BT)													
			0.00	0.00	0.00	0.00	0.00	0.00	0.00	0.00	1,130.82	0.00	0.00
			0.00	0.00	0.00	0.00	0.00	0.00	0.00	0.00	1,130.82	0.00	0.00

BRIMAGE FAMILY SUPER FUND Realised Capital Gains Report

For the period: 1 July 2018 to 30 June 2019

Investment	Accounting Treatment				Tax Treatment								
	Purchase Contract Date	Disposal Contract Date	Units	Cost	Proceeds	Accounting Profit/(Loss)	Adjusted Cost Base	Reduced Cost Base	Indexed Cost Base	Indexed Gains	Discounted Gains (Gross)	Other Gains	Capital Loss
Units in Listed Unit Trusts (Australian)													
Perpetual Wholesale Share Plus Long Short Fund													
			0.00	0.00	0.00	0.00	0.00	0.00	0.00	0.00	6.42	0.00	0.00
			0.00	0.00	0.00	0.00	0.00	0.00	0.00	0.00	6.42	0.00	0.00
The Montgomery Fund													
			0.00	0.00	0.00	0.00	0.00	0.00	0.00	0.00	2,091.96	0.00	0.00
			0.00	0.00	0.00	0.00	0.00	0.00	0.00	0.00	2,091.96	0.00	0.00
	96,228.18	110,000.00		106,655.82	(3,344.18)	108,599.39	108,599.39	0.00	0.00	0.00	6,389.81	0.00	(1,943.57)
Units in Unlisted Unit Trusts (Australian)													
Platinum Asia Fund													
	0.00	0.00	0.00	0.00	0.00	0.00	0.00	0.00	0.00	0.00	1,156.56	0.14	0.00
	0.00	0.00	0.00	0.00	0.00	0.00	0.00	0.00	0.00	0.00	1,156.56	0.14	0.00
	0.00	0.00	0.00	0.00	0.00	0.00	0.00	0.00	0.00	0.00	1,156.56	0.14	0.00
	96,496.18	121,981.43		107,974.38	(14,007.05)	120,580.82	120,580.82	0.00	0.00	0.00	7,546.37	0.14	(12,606.44)

→ See 51



NEED ASSISTANCE?

2

shareholder.anz.com
anzshareregistry@computershare.com.au

Computershare Investor Services Pty Limited
GPO Box 2975 Melbourne
Victoria 3001 Australia

1800 113 399 (within Australia)
0800 174 007 (within New Zealand)
+61 3 9415 4010 (outside Australia)



200816 046 ANZ



MR MARTYN JOHN BRIMAGE &
MRS ROBERTA ANNE
WILKES-BRIMAGE
<BRIMAGE FAMILY SF A/C>
16 CORMORANT DRIVE
HEWETT SA 5118

Holder Identification Number (HIN)

X 0057177837

Share Class Ordinary
Record Date 15 May 2018
Payment Date 2 July 2018

Payment in Australian dollars

DIVIDEND ADVICE

The details of your Interim Dividend of A\$0.80 per share for the half year ended 31 March 2018 are set out below.

NUMBER OF SHARES	FRANKED AMOUNT	NET AMOUNT	FRANKING CREDIT	NZ IMPUTATION CREDIT
412	A\$329.60	A\$329.60	A\$141.26	NZ\$37.08

The dividend is 100% franked at the Australian company tax rate of 30%. A NZ Imputation Credit has been attached to the above dividend. For NZ taxpayers, your NZ gross income will include the aggregate of the Net Amount and the NZ Imputation Credit which should be included in your income tax return.

Shareholders should obtain their own professional advice on the tax implications of the dividend and retain this document to assist in tax return preparation.

PAYMENT INSTRUCTIONS



MACQUARIE BANK LTD

BSB: 182-512

Account number: 961458320

Payment reference: 285336

NET AMOUNT: A\$329.60

Summary see (D)

If payment cannot be made to the above account, you will be notified and your entitlement will be held pending receipt of updated direct credit instructions.





UPCOMING
EVENTS


31 October 2018
Full Year Results announced



NEED ASSISTANCE?

 shareholder.anz.com
anzshareregistry@computershare.com.au

 Computershare Investor Services Pty Limited
GPO Box 2975 Melbourne
Victoria 3001 Australia

 1800 113 399 (within Australia)
0800 174 007 (within New Zealand)
+61 3 9415 4010 (outside Australia)



193666 048 ANZ



MR MARTYN JOHN BRIMAGE &
MRS ROBERTA ANNE
WILKES-BRIMAGE
<BRIMAGE FAMILY SF A/C>
16 CORMORANT DRIVE
HEWETT SA 5118

Holder Identification Number (HIN)

X 0057177837

Share Class Ordinary
Record Date 13 November 2018
Payment Date 18 December 2018
Payment in Australian dollars


DIVIDEND ADVICE

The details of your **Final Dividend** of A\$0.80 per share for the year ended 30 September 2018 are set out below.

NUMBER OF SHARES	FRANKED AMOUNT	NET AMOUNT	FRANKING CREDIT	NZ IMPUTATION CREDIT
412	A\$329.60	A\$329.60	A\$141.26	NZ\$41.20

The dividend is 100% franked at the Australian company tax rate of 30%. A NZ Imputation Credit has been attached to the above dividend. For NZ taxpayers, your NZ gross income will include the aggregate of the Net Amount and the NZ Imputation Credit which should be included in your income tax return.

Shareholders should obtain their own professional advice on the tax implications of the dividend and retain this document to assist in tax return preparation.

PAYMENT INSTRUCTIONS 

MACQUARIE BANK LTD

BSB: 182-512
Account number: 961458320
Payment reference: 637085

PAYMENT AMOUNT: A\$329.60

If payment cannot be made to the above account, you will be notified and your entitlement will be held pending receipt of updated direct credit instructions.



To update your shareholder information in a fast, secure and environmentally friendly way visit anz.com/easyupdate.



BHP Billiton Limited
 ABN 49 004 028 077



182212 046 BHP



MR MARTYN JOHN BRIMAGE &
 MRS ROBERTA ANNE
 WILKES-BRIMAGE
 <BRIMAGE FAMILY SF A/C>
 16 CORMORANT DRIVE
 HEWETT SA 5118

Update Your Details:

www.computershare.com.au/investor

(within Australia) 1300 656 780
 (outside Australia) +61 3 9415 4020

Computershare Investor Services Pty Limited
 GPO Box 2975 Melbourne
 Victoria 3001 Australia

Your Shareholding

SHARE CLASS	HOLDER NUMBER
Ordinary Shares	X0057177837
TFN/ABN STATUS	DIRECT CREDIT REF NO
Not Quoted	1121864
RECORD DATE	PAYMENT DATE
7 September 2018	25 September 2018

You must keep this document for your tax records.

BHP Billiton Limited Shares

377th Dividend Payment - Dividend Statement & Direct Credit Advice

The statement below represents your final dividend for the year ended 30 June 2018. This dividend is paid at the rate of 63 US cents (equivalent to 88.545327 Australian cents) per share on your holding of fully paid ordinary shares, registered in your name and entitled to participate as at the record date. This dividend has been franked in Australia at a rate of 100% and the company tax rate used to determine the franking credit is 30%. All amounts are in Australian dollars, except where indicated.

Margaret Taylor
 Group Company Secretary

Amount per Security	Number of Securities	Franked Amount	Unfranked Amount	Gross Payment
A88.545327 cents	415	A\$367.46	A\$0.00	A\$367.46
Net Payment				A\$367.46
Australian Franking Credit				A\$157.48

Your Payment Instruction

MACQUARIE BANK LTD
 BSB: 182-512
 Account Number: 961458320

Amount Deposited
A\$367.46

If payment cannot be made to the above instruction, you will be issued with a cheque in the same currency as the Amount Deposited.



To start receiving your statements online simply visit www.computershare.com.au/easyupdate/bhp



BHP Group Limited
ABN 49 004 028 077

Update Your Details:



www.computershare.com.au/investor



(within Australia) 1300 656 780
(outside Australia) +61 3 9415 4020



Computershare Investor Services Pty Limited
GPO Box 2975 Melbourne
Victoria 3001 Australia

016548 000 BHP



MR MARTYN JOHN BRIMAGE &
MRS ROBERTA ANNE
WILKES-BRIMAGE
<BRIMAGE FAMILY SF A/C>
16 CORMORANT DRIVE
HEWETT SA 5118

SHARE CLASS	HOLDER NUMBER
Ordinary Shares	X0057177837
PAYMENT DATE	DIRECT CREDIT REF NO.
24 December 2018	828819

BHP Group Limited off-market buy-back - Payment and dividend statement

As announced to the ASX on 17 December 2018, BHP Group Limited (formerly BHP Billiton Limited) (BHP) has successfully completed its off-market buy-back (Buy-Back) of BHP shares. The Buy-Back Price was A\$27.64 per Share, which represented a discount of 14 per cent to the Market Price (Buy-Back Discount).

As the total number of Shares successfully tendered was greater than the number of Shares BHP determined to buy back, your Tender may have been scaled back. Shareholders who tendered their Shares at a Tender Discount equal to or greater than the Buy-Back Discount, resulting in a price less than or equal to the Buy-Back Price (including Final Price Tenders) (subject to any Minimum Price condition) had the Priority Allocation of 165 Shares bought back in full before the 58.71 per cent scale back was applied. Further, shareholders who successfully tendered Shares but would have been left with 65 Shares or fewer after the scale back, had all of their Shares bought back in full. When calculating the number of Shares bought back after the scale back, all fractions were rounded down to the nearest Share.

You will receive a statement outlining the changes to your shareholding in early January 2019.

Capitalised terms in this statement have the same meaning as contained within the Buy-Back booklet.

No. of Shares bought back on 17/12/18	Capital Component (per Share) ¹	Dividend Component (per Share) ¹	Franked amount	Franking credit	Unfranked amount	Withholding tax amount	Payment amount
268	A\$0.38	A\$27.26	A\$7,305.68	A\$3,131.01	A\$0.00	A\$0.00	A\$7,305.68
							A\$101.84
							Total payment
							A\$7,407.52

Note: We recommend you keep this statement to assist in preparing your tax return.

1. For shareholders who successfully tendered their Shares, A\$27.26 of the Buy-Back Price is treated as a franked dividend for Australian taxation purposes. This franked dividend has a franking percentage of 100%. For Australian capital gains tax purposes, the Capital Proceeds are expected to be A\$4.92, being the A\$0.38 Capital Component plus A\$4.54, which is the amount by which the Tax Value exceeds the Buy-Back Price. It is expected that both the amount taken to be a Dividend Component and the amount of the Capital Proceeds will be confirmed by the ATO in its Class Ruling, which will be issued in 2019.

Your payment instruction

MACQUARIE BANK LTD
BSB: 182-512
Account Number: 961458320

Amount deposited

A\$7,407.52

If payment cannot be made to the above instruction, you will be issued with a cheque in the same currency as the amount deposited.



BHP Group Limited
ABN 49 004 028 077



181717 046 BHP



MR MARTYN JOHN BRIMAGE &
MRS ROBERTA ANNE
WILKES-BRIMAGE
<BRIMAGE FAMILY SF A/C>
16 CORMORANT DRIVE
HEWETT SA 5118

Update Your Details:



www.computershare.com.au/investor



(within Australia) 1300 656 780
(outside Australia) +61 3 9415 4020



Computershare Investor Services Pty Limited
GPO Box 2975 Melbourne
Victoria 3001 Australia

Your Shareholding

SHARE CLASS	HOLDER NUMBER
Ordinary Shares	X0057177837
TFN/ABN STATUS	DIRECT CREDIT REF NO
Not Quoted	1130095
RECORD DATE	PAYMENT DATE
11 January 2019	30 January 2019

You must keep this document for your tax records.

BHP Group Limited Shares

378th Dividend Payment - Dividend Statement & Direct Credit Advice

The statement below represents a special dividend paid at the rate of US\$1.02 (equivalent to A\$1.41274238) per share on your holding of fully paid ordinary shares, registered in your name and entitled to participate as at the record date. This dividend has been franked in Australia at a rate of 100% and the company tax rate used to determine the franking credit is 30%. All amounts are in Australian dollars, except where indicated.

Margaret Taylor
Group Company Secretary

Amount per Security	Number of Securities	Franked Amount	Unfranked Amount	Gross Payment
A\$1.41274238	147	A\$207.67	A\$0.00	A\$207.67
Net Payment				A\$207.67
Australian Franking Credit				A\$89.00

Your Payment Instruction

MACQUARIE BANK LTD
BSB: 182-512
Account Number: 961458320

Amount Deposited

A\$207.67

If payment cannot be made to the above instruction, you will be issued with a cheque in the same currency as the Amount Deposited.



To start receiving your statements online simply visit www.computershare.com.au/easyupdate/bhp



BHP Group Limited
ABN 49 004 028 077



169547 046 BHP



MR MARTYN JOHN BRIMAGE &
MRS ROBERTA ANNE
WILKES-BRIMAGE
<BRIMAGE FAMILY SF A/C>
16 CORMORANT DRIVE
HEWETT SA 5118

Update Your Details:



www.computershare.com.au/investor



(within Australia) 1300 656 780
(outside Australia) +61 3 9415 4020



Computershare Investor Services Pty Limited
GPO Box 2975 Melbourne
Victoria 3001 Australia

Your Shareholding

SHARE CLASS	HOLDER NUMBER
Ordinary Shares	X0057177837
TFN/ABN STATUS	DIRECT CREDIT REF NO
Not Quoted	1109333
RECORD DATE	PAYMENT DATE
8 March 2019	26 March 2019

You must keep this document for your tax records.

BHP Group Limited Shares

379th Dividend Payment - Dividend Statement & Direct Credit Advice

The statement below represents your interim dividend for the year ending 30 June 2019. This dividend is paid at the rate of 55 US cents (equivalent to 78.080636 Australian cents) per share on your holding of fully paid ordinary shares, registered in your name and entitled to participate as at the record date. This dividend has been franked in Australia at a rate of 100% and the company tax rate used to determine the franking credit is 30%. All amounts are in Australian dollars, except where indicated.

Caroline Cox
Group General Counsel and Company Secretary

Amount per Security	Number of Securities	Franked Amount	Unfranked Amount	Gross Payment
A78.080636 cents	147	A\$114.78	A\$0.00	A\$114.78
Net Payment				A\$114.78
Australian Franking Credit				A\$49.19

Your Payment Instruction

MACQUARIE BANK LTD
BSB: 182-512
Account Number: 961458320

Amount Deposited

A\$114.78

If payment cannot be made to the above instruction, you will be issued with a cheque in the same currency as the Amount Deposited.



To start receiving your statements online simply visit www.computershare.com.au/easyupdate/bhp

Dividend Statement

Holder Identification Number	X0057177837
Record Date	10 August 2018
Payable Date	20 September 2018
Year Ending	31 December 2018
Tax File Number	Not Quoted
Shareholding	172
AUD Dividend Rate Per Share	170.84 cents
AUD Franked Dividend Payable	\$293.84
AUD Unfranked Dividend Payable	\$0.00
AUD Franking Credits	\$125.93
AUD Tax Withheld	\$0.00
AUD Dividend Amount	\$293.84

045320 046 RIO



MR MARTYN JOHN BRIMAGE &
MRS ROBERTA ANNE
WILKES-BRIMAGE
<BRIMAGE FAMILY SF A/C>
16 CORMORANT DRIVE
HEWETT SA 5118

Shareholder helpline number: 1800 813 292
New Zealand holders: 0800 450 740
International shareholders: +61 (3) 9415 4030
www.investorcentre.com/rio
Computershare Investor Services Pty Ltd, GPO Box 2975, Melbourne VIC 3001 Australia

Dividend advice - Interim dividend for the year ending 31 December 2018

Dear shareholder,

We have pleasure in advising that the 2018 interim dividend was declared on 1 August 2018 at the rate of 170.84 Australian cents per share (equivalent to 127.00 US cents). A payment has been made to your nominated bank account in accordance with your details shown below.

The dividend is payable on ordinary shares registered in your name and entitled to participate as at the record date of 10 August 2018. For income tax purposes this dividend is fully franked (100 per cent) at the tax rate of 30 per cent.

Yours sincerely

Tim Paine
Joint Company Secretary

BANKING INSTRUCTION
MACQUARIE BANK LTD
BSB: 182-512 ACC: 961458320

Date Payable: 20 September 2018
Payment Amount: \$293.84

Please retain this dividend statement for your records.

Manage your holdings online: Register at www.investorcentre.com/rio

Elect direct credit payment and electronic communications at Investor Centre, our free self-service website is available 24/7. Manage your shareholdings online, the easy way!

View any outstanding payments



Change payment options



Switch to ecommunications



View your Shareholding



Change your address



Update your TFN



Dividend Statement

Holder Identification Number	X0057177837
Record Date	8 March 2019
Payable Date	18 April 2019
Year Ended	31 December 2018
Tax File Number	Not Quoted

Shareholder helpline number: 1800 813 292
 New Zealand holders: 0800 450 740
 International shareholders: +61 (3) 9415 4030
www.investorcentre.com/rio
 Computershare Investor Services Pty Ltd, GPO Box 2975, Melbourne VIC 3001 Australia

041746 046 RIO



MR MARTYN JOHN BRIMAGE &
 MRS ROBERTA ANNE
 WILKES-BRIMAGE
 <BRIMAGE FAMILY SF A/C>
 16 CORMORANT DRIVE
 HEWETT SA 5118

Dividend advice - Final and special dividends for the year ended 31 December 2018

Dear shareholder,

On 27 February 2019 Rio Tinto declared a 2018 final dividend of 250.89 Australian cents per share (equivalent to 180.00 US cents), and a special dividend of 338.70 Australian cents per share (equivalent to 243.00 US cents). A payment has been made to your nominated bank account in accordance with your details shown below.

These dividends are payable on ordinary shares registered in your name and entitled to participate as at the record date of 8 March 2019. For income tax purposes these dividends are both fully franked (100 per cent) at the tax rate of 30 per cent.

Payment Type	AUD Dividend Rate Per Share	Shareholding	AUD Franked Dividend Payable	AUD Unfranked Dividend Payable	AUD Franking Credits	Gross Payment
Final	250.89 cents	172	\$431.53	\$0.00	\$184.94	\$431.53
Special	338.70 cents	172	\$582.56	\$0.00	\$249.67	\$582.56
AUD Tax Withheld						\$0.00
AUD Dividend Amount						\$1,014.09

Yours sincerely

Tim Paine
Joint Company Secretary

BANKING INSTRUCTION
 MACQUARIE BANK LTD
 BSB: 182-512 ACC: 961458320

Date Payable: 18 April 2019
 Payment Amount: \$1,014.09

Please retain this dividend statement for your records.

Manage your holdings online: Register at www.investorcentre.com/rio

Select direct credit payment and electronic communications at Investor Centre, our free self-service website is available 24/7. Manage your shareholdings online, the easy way!

View any outstanding payments

Change payment options

Switch to ecommunications

View your Shareholding

Change your address

Update your TFN





South32 Limited
ABN 84 033 732 597

106190 000 S32



MR MARTYN JOHN BRIMAGE &
MRS ROBERTA ANNE
WILKES-BRIMAGE
<BRIMAGE FAMILY SF A/C>
16 CORMORANT DRIVE
HEWETT SA 5118

UPDATE YOUR INFORMATION



ONLINE:

www.computershare.com.au/investor



MAIL:

Computershare Investor Services Pty Limited
GPO Box 2975 Melbourne
Victoria 3001 Australia

ENQUIRIES



PHONE:

1800 019 953 (within Australia)
+61 3 9415 4169 (outside Australia)

HOLDER IDENTIFICATION NUMBER (HIN)

HIN WITHHELD

ASX Code

S32

TFN/ABN Status:

Not Quoted

Record Date:

8 March 2019

Payment Date:

4 April 2019

INTERIM AND SPECIAL DIVIDEND

This payment represents an interim dividend of 5.1 US cents (equivalent to 7.191131 Australian cents) per share and a special dividend of 1.7 US cents (equivalent to 2.397043 Australian cents) per share for the half year ended 31 December 2018. These dividends are paid on the Ordinary Shares registered in your name and entitled to participate as at the Record Date of 8 March 2019. All amounts are in Australian Dollars, except where indicated.

The interim and special dividends have been franked at a rate of 100% in Australia. The company tax rate used to determine the franking credit is 30%.

If you would like to provide your TFN/ABN/Exemptions, view any outstanding payments, change payment options or view your shareholding, please visit www.computershare.com.au/investor.

PAYMENT TYPE	AMOUNT PER SECURITY	NUMBER OF SECURITIES	FRANKED AMOUNT	UNFRANKED AMOUNT	GROSS PAYMENT
Interim	7.191131 cents	415	\$29.84	\$0.00	\$29.84
Special	2.397043 cents	415	\$9.95	\$0.00	\$9.95
Net Payment					\$39.79
Franking Credit					\$17.05

PAYMENT INSTRUCTIONS

MACQUARIE BANK LTD

BSB: **182-512**
Account Number: **XXXXXXXX20**
Payment Reference: **1014948**
Amount Paid: **A\$39.79**

Note: You should retain this statement to assist you in preparing your tax return.

If payment cannot be made to the above account, the dividend amount will be withheld pending receipt of your valid direct credit instruction. Please ensure your bank details are kept up to date.



South32 Limited
ABN 84 093 732 597

104391 046 S32



MR MARTYN JOHN BRIMAGE &
MRS ROBERTA ANNE
WILKES-BRIMAGE
<BRIMAGE FAMILY SF A/C>
16 CORMORANT DRIVE
HEWETT SA 5118

UPDATE YOUR INFORMATION



ONLINE:

www.computershare.com.au/Investor



MAIL:

Computershare Investor Services Pty Limited
GPO Box 2976 Melbourne
Victoria 3001 Australia

ENQUIRIES



PHONE:

1800 019 953 (within Australia)
+61 3 9415 4169 (outside Australia)

HOLDER IDENTIFICATION NUMBER (HIN)

X 0057177837

ASX Code	S32
TFN/ABN Status:	Not Quoted
Record Date:	14 September 2018
Payment Date:	11 October 2018

2018 FINAL DIVIDEND

This payment represents a final dividend of 6.2 US cents (equivalent to 8.658093 Australian cents) per share for the full year ended 30 June 2018. This dividend is paid on the Ordinary Shares registered in your name and entitled to participate as at the Record Date of 14 September 2018. All amounts are in Australian Dollars, except where indicated.

The final dividend has been franked at a rate of 100% in Australia. The company tax rate used to determine the franking credit is 30%.

If you would like to provide your TFN/ABN/Exemptions, view any outstanding payments, change payment options or view your shareholding, please visit www.computershare.com.au/investor.

CLASS DESCRIPTION	AMOUNT PER SECURITY	NUMBER OF SECURITIES	FRANKED AMOUNT	UNFRANKED AMOUNT	GROSS PAYMENT
Ordinary Shares	8.658093 cents	415	\$35.93	\$0.00	\$35.93
Net Payment					\$35.93
Franking Credit					\$15.40

Note: You should retain this statement to assist you in preparing your tax return.

PAYMENT INSTRUCTIONS

MACQUARIE BANK LTD

BSB: **182-512**
Account Number: **961458320**
Payment Reference: **1021902**
Amount Paid: **A\$35.93**

If payment cannot be made to the above account, the dividend amount will be withheld pending receipt of your valid direct credit instruction. Please ensure your bank details are kept up to date.

All registry communications to:
 Link Market Services Limited
 Locked Bag A6015, Sydney South NSW 1235
 Telephone (free call within Australia): +61 1800 804 255
 ASX Code: WBC
 Email: westpac@linkmarketservices.com.au
 Website: www.linkmarketservices.com.au

 046

MR MARTYN JOHN BRIMAGE &
 MRS ROBERTA ANNE
 WILKES-BRIMAGE
 <BRIMAGE FAMILY SF A/C>
 16 CORMORANT DRIVE
 HEWETT SA 5118

Key details	
Payment date:	4 July 2018
Record date:	18 May 2018
SRN/HIN:	X00057177837
TFN/ABN status:	RECEIVED AND RECORDED

Interim dividend statement for the six months ended 31 March 2018

This dividend is 100% franked with Australian franking credits at the company tax rate of 30%.

Description	Participating holding	Dividend rate per share*	Unfranked amount	Franked amount	Total amount	Franking credit
Ordinary shares	408	94 cents	\$0.00	\$383.52	\$383.52	\$164.37
Net dividend amount					\$383.52	
***New Zealand Imputation Credit (NZIC)						NZ\$28.56

*The interim dividend of 94 cents per share takes into consideration the cost of the Bank Levy which was equivalent to 4 cents per share. All amounts are in Australian dollars unless otherwise stated.

PAYMENT INSTRUCTIONS

MACQUARIE BANK
 BSB: 182-512
 ACC: *****8320
ACCOUNT NAME: BRIMAGE FAMILY SUPER
PAYMENT REFERENCE NUMBER: 001216286708

A payment has been made to the above account. If this account is not valid please turn over for instructions to update your details. Once your details have been updated, a payment will be made within 10 business days.

Please keep this statement for your tax records.
 It can also be accessed online in Link's Investor Centre, see over for login instructions.

*** Only relevant for New Zealand taxpayers.

All registry communications to:
 Link Market Services Limited
 Locked Bag A6015, Sydney South NSW 1235
 Telephone (free call within Australia): +61 1800 804 255
 ASX Code: WBC
 Email: westpac@linkmarketservices.com.au
 Website: www.linkmarketservices.com.au



046 / 249010
 MR MARTYN JOHN BRIMAGE &
 MRS ROBERTA ANNE
 WILKES-BRIMAGE
 <BRIMAGE FAMILY SF A/C>
 16 CORMORANT DRIVE
 HEWETT SA 5118

Key details

Payment date: 20 December 2018
Record date: 14 November 2018
SRN/HIN: X00057177837
TFN/ABN status: RECEIVED AND RECORDED

Final dividend statement for the six months ended 30 September 2018
 This dividend is 100% franked with Australian franking credits at the company tax rate of 30%.

Description	Participating holding	Dividend rate per share*	Unfranked amount	Franked amount	Total amount	Franking credit
Ordinary shares	408	94 cents	\$0.00	\$383.52	\$383.52	\$164.37
Net dividend amount					\$383.52	
***New Zealand Imputation Credit (NZIC)						NZ\$28.56

* The final dividend of 94 cents per share takes into consideration the cost of the Bank Levy which was equivalent to 8 cents per share.
 All amounts are in Australian dollars unless otherwise stated.
 *** Only relevant for New Zealand taxpayers.

PAYMENT INSTRUCTIONS
MACQUARIE BANK
 BSB: 182-512
 ACC: ****8320
 ACCOUNT NAME: BRIMAGE FAMILY SUPER
 PAYMENT REFERENCE NUMBER: 001223135652

A payment has been made to the above account. If this account is not valid please turn over for instructions to update your details.

All registry communications to:
 Link Market Services Limited
 Locked Bag A6015, Sydney South NSW 1235
 Telephone (free call within Australia); +61 1800 804 255
 ASX Code: WBC
 Email: westpac@linkmarketservices.com.au
 Website: www.linkmarketservices.com.au



046 / 245779

MR MARTYN JOHN BRIMAGE &
 MRS ROBERTA ANNE
 WILKES-BRIMAGE
 <BRIMAGE FAMILY SF A/C>
 16 CORMORANT DRIVE
 HEWETT SA 5118

Key details

Payment date: 24 June 2019
Record date: 17 May 2019
SRN/HIN: X00057177837
TFN/ABN status: RECEIVED AND RECORDED

Interim dividend statement for the six months ended 31 March 2019

This dividend is 100% franked with Australian franking credits at the company tax rate of 30%.

Description	Participating holding	Dividend rate per share*	Unfranked amount	Franked amount	Total amount	Franking credit
Ordinary shares	408	94 cents	\$0.00	\$383.52	\$383.52	\$164.37
Net dividend amount					\$383.52	
***New Zealand Imputation Credit (NZIC)						NZ\$28.56

* The interim dividend of 94 cents per share takes into consideration the cost of the Bank Levy which was equivalent to 4 cents per share. All amounts are in Australian dollars unless otherwise stated.

*** Only relevant for New Zealand taxpayers.

PAYMENT INSTRUCTIONS

MACQUARIE BANK

BSB: 182-512

ACC: *****8320

ACCOUNT NAME: BRIMAGE FAMILY SUPER

PAYMENT REFERENCE NUMBER: 001229454947

A payment has been made to the above account. If this account is not valid please turn over for instructions to update your details.



Update Your Information:

www.investorcentre.com/wpl



Computershare Investor Services Pty Limited
GPO Box 2975 Melbourne
Victoria 3001 Australia




1300 558 507 (within Australia)
+61 3 9415 4632 (outside Australia)



Holder Identification Number (HIN)

X 0057177837

ASX Code	WPL
TFN/ABN Status	Not Quoted
Record Date	24 August 2018
Payment Date	20 September 2018
Direct Credit Reference No.	616370



061566 046 WPL



MR MARTYN JOHN BRIMAGE &
MRS ROBERTA ANNE
WILKES-BRIMAGE
<BRIMAGE FAMILY SF A/C>
16 CORMORANT DRIVE
HEWETT SA 5118

DIVIDEND STATEMENT

The statement below represents your interim dividend for the half year ended 30 June 2018. This dividend is paid at the rate of 53 US cents (being 72.802198 Australian cents) per share on your holding of fully paid ordinary shares, registered in your name and eligible as at the record date 24 August 2018.

This dividend is fully franked (100%) at the tax rate of 30%.

Class Description	Amount per Security	Number of Securities	Franked Amount	Unfranked Amount	Total Payment
Ordinary Shares	A\$0.72802198	210	A\$152.88	A\$0.00	A\$152.88
Net Payment					A\$152.88
Australian Franking Credit					A\$65.52

PLEASE CONSIDER RECEIVING ONLINE SHAREHOLDER COMMUNICATIONS

Shareholders who receive online communications enjoy the benefits of quick and convenient communications including notifications of company results. Online communications help reduce the significant costs of paper and postage.

To apply for online statements, or to view or update your security holding details please visit: www.investorcentre.com/wpl. When in Investor Centre, if you wish to view your security holding log in using your SRN/HIN and postcode (if within Australia) or country (if outside Australia). For security purposes, if you wish to update your information you will be required to login as an existing user with your User ID and password or register as a new user and create a User ID and password.

Important Notes:

- You should retain this statement to assist you in preparing your tax return.

YOUR PAYMENT INSTRUCTION

MACQUARIE BANK LTD
BSB: 182-512 Account number: 961458320

Amount Deposited
A\$152.88

If payment cannot be made to the above account, the dividend amount will be withheld pending receipt of your valid direct credit instructions.



H 062368 046 WPL



MR MARTYN JOHN BRIMAGE &
MRS ROBERTA ANNE
WILKES-BRIMAGE
<BRIMAGE FAMILY SF A/C>
16 CORMORANT DRIVE
HEWETT SA 5118

Update Your Information:

www.investorcentre.com/wpl



Computershare Investor Services Pty Limited
GPO Box 2975 Melbourne
Victoria 3001 Australia



1300 558 507 (within Australia)
+61 3 9415 4632 (outside Australia)



Holder Identification Number (HIN)

X 0057177837

ASX Code	WPL
TFN/ABN Status	Not Quoted
Record Date	25 February 2019
Payment Date	20 March 2019
Direct Credit Reference No.	615421

DIVIDEND STATEMENT

The statement below represents your final dividend for the full year ended 31 December 2018. This dividend is paid at the rate of 91 US cents (equivalent to A\$1.27059481) per share on your holding of fully paid ordinary shares, registered in your name and eligible as at the record date 25 February 2019.

This dividend is fully franked (100%) at the tax rate of 30%.

Class Description	Amount per Security	Number of Securities	Franked Amount	Unfranked Amount	Total Payment
Ordinary Shares	A\$1.27059481	210	A\$266.82	A\$0.00	A\$266.82
Net Payment					A\$266.82
Australian Franking Credit					A\$114.35

PLEASE CONSIDER RECEIVING ONLINE SHAREHOLDER COMMUNICATIONS

Shareholders who receive online communications enjoy the benefits of quick and convenient communications including notifications of company results. Online communications help reduce the significant costs of paper and postage.

To apply for online statements, or to view or update your security holding details please visit: www.investorcentre.com/wpl. When in Investor Centre, if you wish to view your security holding log in using your SRN/HIN and postcode (if within Australia) or country (if outside Australia). For security purposes, if you wish to update your information you will be required to login as an existing user with your User ID and password or register as a new user and create a User ID and password.

Important Notes:

- You should retain this statement to assist you in preparing your tax return.


YOUR PAYMENT INSTRUCTION

MACQUARIE BANK LTD
BSB: 182-512 Account number: 961458320

Amount Deposited
A\$266.82

If payment cannot be made to the above account, the dividend amount will be withheld pending receipt of your valid direct credit instructions.

AIA1



COULL & PRIOR

TAXATION CONSULTANTS

PO BOX 553
PORT ADELAIDE SA 5015
Telephone: 8447 4433
ABN: 12 359 515 436

www.coullandprior.com.au
mgr@coullandprior.com.au

Invoice Date
08 January 2019

Invoice No.
17087

Client Code
BRIMFSF

Trustee For Brimage Family Super Fund
16 Cormorant Drive
Hewett SA 5118

TAX INVOICE

FOR PROFESSIONAL SERVICES

- Preparation of financial and member statements
- Preparation and lodgement of income tax return for the income year ended 30 June 2018
- Application for Electronic Service Address (ESA)
- General discussions and advice to date
- Independent Audit
- Actuarial Certificate.

1,400.00
400.00
200.00
<hr/>
2,000.00
200.00
<hr/>
\$2,200.00

Our Fee Total
Plus: GST
TOTAL FEE

Remittance Advice - Please return with your payment
Payment required within fourteen (14) Days from date of Invoice
to avoid monthly late fee of \$15. Due Date - 22 January 2019

Trustee For Brimage Family Super Fund

Client Code: BRIMFSF
Payment of: \$2,200.00
Invoice Date: 08 January 2019
Invoice No: 17087

Please find enclosed a cheque for:
Or Debit my:

Card No.:

Expiry Date: / / Amount: \$



Name of Cardholder:



Signature of Cardholder:

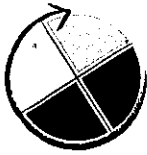
Direct Credit Details: Westpac Banking Corp BSB: 035 031 Account No: 255663
or this invoice can be paid over the phone by Credit Card



COULL & PRIOR
TAXATION CONSULTANTS

PO BOX 553
PORT ADELAIDE SA 5015
Telephone: 8447 4433
ABN: 12 359 515 436

www.coullandprior.com.au
mgr@coullandprior.com.au



**CPB Fee for Service
Finplan Advice Pty Ltd**

TAX INVOICE

Issue Date
30.06.2019

Due Date
30.06.2019

Invoice number
Annual

Adviser
Michael McCabe

Brimage Family Superannuation Fund

Account Summary

	DESCRIPTION	AMOUNT
	Professional Services Adviser Michael McCabe	
	Annual fees for the SMSF Advice – paid Monthly from the CMA	\$2499.96
	(GST Inclusive)	
TOTAL DUE		<u>\$2499.96</u>

Please make your payment to:

Account name: Finplan Advice Pty Ltd
Bank: Westpac Branch: Castle Plaza Edwardstown
BSB: 035048
Account number: 392904

Reference: paid Monthly

Should you have any questions please contact us on 08 8341 2411.

Advisers: Keiran McPhee, Robert Steventon, Vanita Barry and Michael McCabe,

AB

BRIMAGE FAMILY SUPER FUND

General Ledger

For The Period 01 July 2018 - 30 June 2019

Transaction Date	Description	Units	Debit	Credit	Balance \$
Other Investment Income (26500)					
<u>UBank 20-385-6933 (UBank 20-385-6933)</u>					
10/07/2018	unknown deposit, coded as 100% taxable income			20.00	20.00 CR
				20.00	20.00 CR

Total Debits: 0.00

Total Credits: 20.00