
Workpapers - 2022 Financial Year

Sloan Family Super Fund

Preparer: Desiree Yutuc

Reviewer: Steven Lee

Printed: 16 February 2023

Lead Schedule

2022 Financial Year

Code	Workpaper	CY Balance	LY Balance	Change	Status
23800	Distributions Received	(\$29,281.62)	(\$26,916.88)	8.79%	Completed
23900	Dividends Received	(\$6,090.07)	(\$8,824.21)	(30.98)%	Completed
24700	Changes in Market Values of Investments	(\$55,838.58)	(\$61,344.70)	(8.98)%	Completed
25000	Interest Received	(\$10,639.63)	(\$14,613.42)	(27.19)%	Completed
28500	Transfers In	(\$1,951.37)		100%	Completed
30100	Accountancy Fees	\$525.00	\$1,070.00	(50.93)%	Completed
30400	ATO Supervisory Levy	\$259.00	\$259.00	0%	Completed
30700	Auditor's Remuneration	\$550.00	\$450.00	22.22%	Completed
37500	Investment Expenses	\$165.00	\$165.00	0%	Completed
41600	Pensions Paid	\$35,060.00	\$34,000.00	3.12%	Completed
48500	Income Tax Expense	(\$4,852.16)	(\$3,512.04)	38.16%	Completed
49000	Profit/Loss Allocation Account	\$72,094.43	\$79,267.25	(9.05)%	Completed
50000	Members	(\$1,474,723.70)	(\$1,402,629.27)	5.14%	Completed
60400	Bank Accounts	\$221,592.45	\$145,417.88	52.38%	Completed
61800	Distributions Receivable	\$4,728.49	\$4,462.15	5.97%	Completed
72000	Debt Securities (Bonds, Bills of Exchange, Promissory Notes)	\$192,308.35		100%	Completed
72400	Fixed Interest Securities (Australian)	\$300,000.00	\$440,000.00	(31.82)%	Completed

Code	Workpaper	CY Balance	LY Balance	Change	Status
74700	Managed Investments (Australian)	\$6,133.09	\$6,685.89	(8.27)%	Completed
77600	Shares in Listed Companies (Australian)	\$275,690.60	\$394,310.21	(30.08)%	Completed
78400	Units in Unlisted Unit Trusts (Australian)	\$469,418.56	\$408,241.10	14.99%	Completed
85000	Income Tax Payable /Refundable	\$4,852.16	\$3,512.04	38.16%	Completed
A	Financial Statements				Completed
B	Permanent Documents				Completed
C	Other Documents				Completed
D	Pension Documentation				Completed
E	Estate Planning				Completed

23800 - Distributions Received

2022 Financial Year

Preparer Desiree Yutuc

Reviewer Steven Lee

Status Completed

Account Code	Description	CY Balance	LY Balance	Change
MAQ0854AU4	Charter Hall Direct Industrial No4	(\$6,762.76)	(\$6,762.76)	0%
SHSACATPFD	Centuria ATP Fund	(\$5,924.90)	(\$5,874.95)	0.85%
SHSAPPLTSPF	Placer Property Limited - the Stables Property Fund	(\$2,325.01)	(\$2,128.77)	9.22%
SHYBCENTUR	Centuria 8 Central Avenue Fund No.2	(\$1,249.97)	(\$4,464.88)	(72)%
SHYBCHARTI	Charter Hall Direct Industrial Fund No 3	(\$7,473.60)	(\$6,479.76)	15.34%
SKI.AX1	Spark Infrastructure Group - Stapled Securities Fully Paid	(\$5,545.38)	(\$1,205.76)	359.91%
TOTAL		CY Balance	LY Balance	
		(\$29,281.62)	(\$26,916.88)	

Supporting Documents

- Distribution Reconciliation Report [Report](#)
- Company_Unlisted_Charter_Hall_Industrial_Fund_No_4_Tax_Statement_2021-22.pdf [MAQ0854AU4](#)
- Company_Unlisted_Centuria_ATP_Tax_Statement_2021-22.pdf [SHSACATPFD](#)
- Company_Unlisted_The_Stables_Property_Fund_Tax_Statement_2021-22.pdf [SHSAPPLTSPF](#)
- Company_Unlisted_Centuria_8_Central_Tax_Statement_2021-22.pdf [SHYBCENTUR](#)
- Company_Unlisted_Charter_Hall_Industrial_Fund_No_3_Tax_Statement_2021-22.pdf [SHYBCHARTI](#)
- SKI_Spark_Infrastructure_Group_Annual_Tax_Statement_2022_Jul_29.pdf [SKI.AX1](#)

Standard Checklist

- Attach a copy of all Tax Statements
- Attach a copy of Distribution Reconciliation Report
- Ensure all Distributions have been reviewed on [Distribution Tax Automation](#)

Sloan Family Super Fund

Distribution Reconciliation Report

For The Period 01 July 2021 - 30 June 2022

Date	Payment Received	Non Primary Production Income (A) * ₁		Interest/ Other	Franking Credits	Discounted (After Discount)	Distributed Capital Gains (B) * ₂				Foreign Income * ₃		Non-Assessable			Taxable Income	
		Franked	Unfranked				Rate * ₅	CGT Concession	Indexed	Other	Foreign Income	Foreign Credits	Tax Exempt	Tax Free	Tax Deferred / AMIT * ₆		
10/09/2021	503.20						S									0.00	
11/10/2021	487.00						S									0.00	
10/11/2021	503.20						S									0.00	
10/12/2021	487.00						S									0.00	
14/01/2022	503.20						S									0.00	
10/02/2022	503.20						S									0.00	
10/03/2022	454.50						S									0.00	
11/04/2022	503.20						S									0.00	
10/05/2022	487.00						S									0.00	
10/06/2022	503.20						S									0.00	
30/06/2022	0.00			4,795.74			I									1,129.16	4,795.74
30/06/2022	487.00						S									0.00	
	5,924.90			4,795.74												1,129.16	4,795.74

Net Cash Distribution: 5,924.90

SHSAPPLTSPF Placer Property Limited - the Stables Property Fund

08/11/2021	586.03						S									0.00
07/02/2022	586.03						S									0.00
09/05/2022	573.29						S									0.00

Sloan Family Super Fund

Distribution Reconciliation Report

For The Period 01 July 2021 - 30 June 2022

Date	Non Primary Production Income (A) * ₁					Distributed Capital Gains (B) * ₂					Foreign Income * ₃		Non-Assessable			Taxable Income
	Payment Received	Franked	Unfranked	Interest/ Other	Franking Credits	Discounted (After Discount)	Rate * ₅	CGT Concession	Indexed	Other	Foreign Income	Foreign Credits	Tax Exempt	Tax Free	Tax Deferred / AMIT * ₆	
30/06/2022	0.00						I								2,325.01	
30/06/2022	579.66						S								0.00	
	2,325.01														2,325.01	

Net Cash Distribution: 2,325.01

SHYBCENTUR Centuria 8 Central Avenue Fund No.2

10/08/2021	106.16						S								0.00	
10/09/2021	106.16						S								0.00	
11/10/2021	102.74						S								0.00	
10/11/2021	106.16						S								0.00	
10/12/2021	102.74						S								0.00	
14/01/2022	106.16						S								0.00	
10/02/2022	106.16						S								0.00	
10/03/2022	95.89						S								0.00	
11/04/2022	106.16						S								0.00	
10/05/2022	102.74						S								0.00	
10/06/2022	106.16						S								0.00	
30/06/2022	0.00			699.18			I								550.79	699.18
30/06/2022	102.74						S								0.00	

Sloan Family Super Fund

Distribution Reconciliation Report

For The Period 01 July 2021 - 30 June 2022

Date	Non Primary Production Income (A) * ₁					Distributed Capital Gains (B) * ₂					Foreign Income * ₃		Non-Assessable			Taxable Income
	Payment Received	Franked	Unfranked	Interest/ Other	Franking Credits	Discounted (After Discount)	Rate * ₅	CGT Concession	Indexed	Other	Foreign Income	Foreign Credits	Tax Exempt	Tax Free	Tax Deferred / AMIT * ₆	
	1,249.97			699.18											550.79	699.18
<i>Net Cash Distribution:</i>		<i>1,249.97</i>														
SHYBCHARTI Charter Hall Direct Industrial Fund No 3																
15/10/2021	1,868.40					S										0.00
17/01/2022	1,868.40					S										0.00
14/04/2022	1,868.40					S										0.00
30/06/2022	0.00					I										7,473.60
30/06/2022	1,868.40					S										0.00
	7,473.60															7,473.60
<i>Net Cash Distribution:</i>		<i>7,473.60</i>														
	23,736.24	0.00	0.00	5,494.92	0.00	0.00		0.00	0.00	0.00	0.00	0.00	0.00	0.00	18,241.32	5,494.92

Sloan Family Super Fund

Distribution Reconciliation Report

For The Period 01 July 2021 - 30 June 2022

Date	Non Primary Production Income (A) * ₁				Distributed Capital Gains (B) * ₂				Foreign Income * ₃		Non-Assessable					
	Payment Received	Franked	Unfranked	Interest/ Other	Franking Credits	Discounted (After Discount)	Rate * ₅	CGT Concession	Indexed	Other	Foreign Income	Foreign Credits	Tax Exempt	Tax Free	Tax Deferred / AMIT * ₆	Taxable Income
TOTAL	29,281.62	4,491.09	0.00	6,144.17	2,242.14	0.00		0.00	0.00	0.00	0.00	0.00	0.00	0.00	18,646.36	12,877.40

Total Distributed Gains

Discount Rate	Discounted	Gross
Superfund 1/3	0.00	0.00
Individual 50%(I)	0.00	0.00
Total	0.00	0.00

*₁ Summary of Non Primary Production Income (A)

Tax Label	Franked	Unfranked	Interest/Other	Less Other Deduction	Income Before Credits * ₇	Franking Credits	Total Including Credits
11M Gross trust distributions	4,491.09	0.00	6,144.17	0.00	10,635.26	2,242.14	12,877.40

*₂ Forms part of the Net Capital Gains calculation for Tax Label 11A.

*₃ Forms part of the Foreign Credits calculation for Tax Label 11D, D1, 13C1.

*₄ Taxable Income is designed to match Tax Statement provided by Fund Manager.

Taxable Income in the SMSF Annual Return will be different due to application of Capital Losses in Net Capital Gain calculation and application of different discount method.

*₅ This is the discount rate selected for the transaction. "S" being Super Funds at 1/3 and "I" being Individual at 50%.

*₆ AMIT cost base net increase is reflected as negative amount i.e. negative tax deferred and AMIT cost base net decrease is reflected as positive amount i.e. positive tax deferred.

*₇ Sum of Income Before Credits reconciles with Taxable Trust Distributions in Statement of Taxable Income.

^ Variance between Payment Received and Net Cash Distribution.

MR MICHAEL SLOAN &
 MRS MONICA THERESE SLOAN
 <SLOAN FAMILY SUPER FUND A/C>
 19 APPLGUM PLACE
 MOUNT RIVERVIEW NSW 2774

Charter Hall Direct Industrial Fund No. 4

Investor Number: 0009743103

Investor Name: MR MICHAEL SLOAN & MRS MONICA THERESE SLOAN

Attribution Managed Investment Trust Member Annual Statement for the year ended 30 June 2022

This statement assumes that you are an Australian resident individual unitholder. We recommend that if this is not applicable, or your situation is unusual or complex, that you seek professional advice.

S00092809838

Summary of 2022 Tax Return (supplementary section) Items

Tax Return (supplementary section)	Amount (\$) ¹	Tax Return Label
Share of non-primary production (NPP) income	0.00	13U
NPP income - Franked distributions from trusts	0.00	13C
Other deductions relating to NPP distributions	0.00	13Y
Share of franking credit from franked dividends	0.00	13Q
Share of credit for TFN amounts withheld	0.00	13R
Share of credit for non-resident withholding amounts withheld	0.00	13A
Total current year capital gains	0.00	18H
Net capital gain	0.00	18A
Assessable foreign source income	0.00	20E
Other net foreign source income	0.00	20M
Foreign income tax offsets	0.00	20O
Australian Franking Credit from New Zealand Franking Company	0.00	20F

Please see reverse for detailed components of the distribution.

Components of Distribution

	Cash Distribution (\$)	Tax Paid/Offsets (\$ (E))	Attribution Amount (\$)
Australian Income			
Dividends – Unfranked	0.00		0.00
Conduit Foreign Income	0.00		0.00
Interest	0.00		0.00
Other Income	0.00		0.00
Clean Building	0.00		0.00
NCMI – Non primary production	0.00		0.00
Excluded from NCMI – Non primary production	0.00		0.00
Non-Primary Production Income (A)	0.00		0.00
Dividends: Franked amount (Franked Dist) (X)	0.00	0.00	0.00
Capital Gains			
Discounted capital gain (TAP)	0.00	0.00	0.00
Discounted capital gain (NTAP)	0.00	0.00	0.00
Capital gains – Other method (TAP)	0.00	0.00	0.00
Capital gains – Other method (NTAP)	0.00	0.00	0.00
NCMI capital gains	0.00		
Excluded from NCMI capital gains	0.00		
Net Capital Gain	0.00	0.00	0.00
AMIT CGT Gross up amount			0.00
Other capital gains distribution	0.00		
Total current year capital gains (C)	0.00		0.00
Foreign Income			
Assessable foreign source income	0.00	0.00	0.00
Australian Franking Credit from NZ Company			
Total foreign income (D)	0.00	0.00	
Cash Distribution Sub Total (A+X+C+D)	0.00		
Other Non-Assessable Amounts			
Net exempted amounts	0.00		
Non-assessable non-exempt amounts (F)	0.00		
Other non-attributable amounts	6,762.76		
Gross Cash Distribution (G)	6,762.76		
Attribution Managed Investment Trust (AMIT) cost base adjustments			
	Amounts (\$)		
AMIT cost base net amount – excess (decrease)	6,762.76		
AMIT cost base net amount – shortfall (increase)	0.00		
Other amounts deducted from trust distributions			
	Amounts (\$)		
Less: TFN amounts withheld	0.00		
Less: Non-resident withholding tax	0.00		
Less: Other expenses	0.00		
Net Cash Distribution	6,762.76		

Notes:

- All amounts are in Australian dollars and withholding tax has been deducted where applicable. Charter Hall has prepared a Tax Guide to assist you in completing your 2022 Tax return. This guide can be found at www.charterhall.com.au/taxationguide.

PLEASE RETAIN THIS STATEMENT FOR INCOME TAX PURPOSES

Centuria

MR MICHAEL SLOAN &
MRS MONICA THERESE SLOAN
<SLOAN FAMILY SUPER FUND A/C>
19 APPLGUM PLACE
MOUNT RIVERVIEW NSW 2774

Centuria ATP Fund

Property Address: Australian Technology Park, South Eveleigh NSW
Investor Number: 0200140960
Investor Name: MR MICHAEL SLOAN & MRS MONICA THERESE SLOAN

Annual Tax Statement for the year ended 30 June 2022

This statement assumes that you are an Australian resident individual unitholder. We recommend that if this is not applicable or your situation is unusual or complex that you seek professional advice.

Summary of 2022 Tax Return (supplementary section) Items

Tax Return (supplementary section)	Amount (\$) ¹	Tax Return Label
Share of non-primary production (NPP) income	4,795.74	13U
NPP income - Franked distributions from trusts ²	0.00	13C
Other deductions relating to NPP distributions	0.00	13Y
Share of franking credit from franked dividends	0.00	13Q
Share of credit for TFN amounts withheld	0.00	13R
Share of credit for non-resident withholding amounts withheld	0.00	13A
Total current year capital gains	0.00	18H
Net capital gain	0.00	18A
Assessable foreign source income	0.00	20E
Other net foreign source income	0.00	20M
Foreign income tax offsets ³	0.00	20O

CGT Information - Additional Information for Item 18

Capital gains – discount method (TAP)	0.00	(grossed up amount)
Capital gains – discount method (NTAP)	0.00	(grossed up amount)
Capital gains – other method (TAP)	0.00	
Capital gains – other method (NTAP)	0.00	
Total Current Year Capital Gains	0.00	
CGT concession amount (TAP)	0.00	
CGT concession amount (NTAP)	0.00	
Tax-deferred amounts	1,129.16	

Please see reverse for detailed components of the distribution.

Components of Distribution

	Cash Distribution (\$)	Tax Paid/Offsets (\$)		Taxable Amount (\$)
Australian Income				
		Franking Credits		
Dividends – Unfranked	0.00			0.00
Conduit Foreign Income	0.00			0.00
Interest	0.00			0.00
Other income	4,795.74			4,795.74
Less: Other allowable trust deductions	0.00			0.00
Non-Primary Production Income (A)	4,795.74			4,795.74
Dividend Franked amount (Franked Dist) (X)	0.00	0.00		0.00
Capital Gains				
		Foreign Income Tax Offset		
Discounted capital gain (TAP)	0.00	0.00		0.00
Discounted capital gain (NTAP)	0.00	0.00		0.00
CGT concession amount (TAP)	0.00			0.00
CGT concession amount (NTAP)	0.00			0.00
Capital gains – Other method (TAP)	0.00	0.00		0.00
Capital gains – Other method (NTAP)	0.00	0.00		0.00
Distributed Capital Gains (C)	0.00	0.00		0.00
Net Capital Gain				0.00
Foreign Income				
Assessable foreign source income	0.00	0.00		0.00
Total foreign income (D)	0.00	0.00		
Cash Distribution Sub Total (A+X+C+D)	4,795.74			
Other Non-Assessable Amounts				
Tax-exempted amounts	0.00			
Tax-free amounts	0.00			
Tax-deferred amounts	1,129.16			
Return of Capital	0.00			
Gross Cash Distribution	5,924.90			
Less: TFN amounts withheld	0.00			
Less: Non-resident withholding tax	0.00			
Less: Other expenses	0.00			
Net Cash Distribution	5,924.90			

Notes:

1. All amounts are in Australian dollars and withholding tax has been deducted where applicable.
2. Trustees may choose to show the franked distributions at label 13C rather than at label 13U.
3. If your total foreign income tax offset from all sources for the year is \$1,000 or less, then you can claim this amount in full. Otherwise you will need to refer to the publication *Guide To Foreign Income Tax Offset Rules (NAT 72923)* to work out your entitlement.

PLEASE RETAIN THIS STATEMENT FOR INCOME TAX PURPOSES

KM Property Funds

GPO Box 2985
Melbourne VIC 3001
Rialto South Tower
Level 31, 525 Collins Street
Melbourne VIC 3000

+61 3 8623 3333
1300 132 099
info@kmpropertyfunds.com



MR MICHAEL SLOAN &
MRS MONICA THERESE SLOAN
<SLOAN FAMILY SUPER FUND A/C>
19 APPLGUM PLACE
MOUNT RIVERVIEW NSW 2774

SRN: 0010811872

Dear Investor

Annual taxation statement for year ended 30 June 2022

The Stables Property Fund

KM Property Funds has prepared this statement to assist with the completion of your income tax return.

The following is a summary of your taxable income relating to your total distribution for the year ended 30 June 2022. Generally, this income will be assessable in your 2021-22 income tax return; however, you should seek professional tax advice.

Item 1	Item 2	Item 3	Item 4
Australian taxable income	Tax deferred income	Withholding tax	Net distribution paid (1+2-3)
0.00	2,325.01	0.00	2,325.01

If you have any questions regarding your annual tax statement, please call your financial or tax adviser or contact KM Property Funds on 1300 132 099.

Please see overleaf for the 2022 annual tax statement guide.

Guide to your 2022 annual tax statement

KM Property Funds has prepared this guide to assist you with completing your income tax return for the year ended 30 June 2022. It provides general information only and should not be relied on, and does not constitute tax advice (or any other advice). We recommend you seek professional assistance from your tax adviser or the Australian Taxation Office (ATO) when completing your tax return. You should only use this guide if:

- You are an individual investor (i.e., not a company, trust, superannuation fund or other vehicles) and you were an Australian resident for income tax purposes for the entire year ended 30 June 2022.
- You hold units in The Stables Property Fund (Fund) on capital account and the Capital Gains Tax (CGT) provisions apply to you (i.e., you hold the securities on capital account for investment purposes rather than for resale). Your tax statement does not include any capital gains or capital losses that may have resulted from your disposal of units in the Fund. If you have transferred or disposed of units during the financial year, you will need to separately calculate the gain or loss on the transaction based on your investment records and include it in your income tax return.

About your tax statement

Your 2022 tax statement includes distributions paid by The Stables Property Fund for the year ended 30 June 2022. Under Australian income tax law, unitholders in a trust include in their taxable income a proportionate share of the income of the trust. Australian income tax law recognises trust distributions, for income tax purposes, in the income year the unitholders become 'presently entitled' to the distribution, rather than on the date of receipt. When completing your income tax return, you should include the total of each item from all the annual tax statements that you have received that pertain to the 30 June 2022 financial year. Distributions made by The Stables Property Fund include non-primary production income (Australian taxable income) and tax deferred income. Please see below for an explanation of each component.

Item 1 – Australian taxable income

Australian taxable income comprises income such as rental income and interest. Include the total of this component at item 13U of your income tax return.

Item 2 – Tax deferred income

The tax-deferred component of your distribution may reflect cash distributions more than the assessable or taxable amounts distributed by the Fund. This difference usually arises because of items such as tax depreciation and capital allowance deductions, etc.

Tax-deferred distributions are generally not assessable in the year they are received, but they should reduce the CGT cost base of your units in the Fund.

Item 3 – Withholding tax

If you have not provided your tax file number to us, we may be required to withhold tax from your distributions at the highest marginal tax rate plus the Medicare Levy, if applicable. You can use the tax withheld to offset the tax payable on your income. Include this component at item 13R of your income tax return.

If you are a non-resident, withholding tax on interest and fund payments are final withholding taxes. The interest income and fund payments should not be subject to further tax in Australia. Accordingly, if you are lodging an Australian income tax return, you are not required to include this income.

Centuria

MR MICHAEL SLOAN &
MRS MONICA THERESE SLOAN
<SLOAN FAMILY SUPER FUND A/C>
19 APPLGUM PLACE
MOUNT RIVERVIEW NSW 2774

Centuria 8 Central Avenue Fund No 2

Property Address: 8 Central Avenue, Australian Technology Park South Eveleigh NSW

Investor Number: 0200140960

Investor Name: MR MICHAEL SLOAN & MRS MONICA THERESE SLOAN

Annual Tax Statement for the year ended 30 June 2022

This statement assumes that you are an Australian resident individual unitholder. We recommend that if this is not applicable or your situation is unusual or complex that you seek professional advice.

Summary of 2022 Tax Return (supplementary section) Items

Tax Return (supplementary section)	Amount (\$) ¹	Tax Return Label
Share of non-primary production (NPP) income	699.18	13U
NPP income - Franked distributions from trusts ²	0.00	13C
Other deductions relating to NPP distributions	0.00	13Y
Share of franking credit from franked dividends	0.00	13Q
Share of credit for TFN amounts withheld	0.00	13R
Share of credit for non-resident withholding amounts withheld	0.00	13A
Total current year capital gains	0.00	18H
Net capital gain	0.00	18A
Assessable foreign source income	0.00	20E
Other net foreign source income	0.00	20M
Foreign income tax offsets ³	0.00	20O

CGT Information - Additional Information for Item 18

Capital gains – discount method (TAP)	0.00	(grossed up amount)
Capital gains – discount method (NTAP)	0.00	(grossed up amount)
Capital gains – other method (TAP)	0.00	
Capital gains – other method (NTAP)	0.00	
Total Current Year Capital Gains	0.00	
CGT concession amount (TAP)	0.00	
CGT concession amount (NTAP)	0.00	
Tax-deferred amounts	550.79	

Please see reverse for detailed components of the distribution.

Components of Distribution

	Cash Distribution (\$)	Tax Paid/Offsets (\$)	Taxable Amount (\$)
Australian Income		Franking Credits	
Dividends – Unfranked	0.00		0.00
Conduit Foreign Income	0.00		0.00
Interest	0.00		0.00
Other income	699.18		699.18
Less: Other allowable trust deductions	0.00		0.00
Non-Primary Production Income (A)	699.18		699.18
Dividend Franked amount (Franked Dist) (X)	0.00	0.00	0.00
Capital Gains		Foreign Income Tax Offset	
Discounted capital gain (TAP)	0.00	0.00	0.00
Discounted capital gain (NTAP)	0.00	0.00	0.00
CGT concession amount (TAP)	0.00		0.00
CGT concession amount (NTAP)	0.00		0.00
Capital gains – Other method (TAP)	0.00	0.00	0.00
Capital gains – Other method (NTAP)	0.00	0.00	0.00
Distributed Capital Gains (C)	0.00	0.00	
Net Capital Gain			0.00
Foreign Income			
Assessable foreign source income	0.00	0.00	0.00
Total foreign income (D)	0.00	0.00	
Cash Distribution Sub Total (A+X+C+D)	699.18		
Other Non-Assessable Amounts			
Tax-exempted amounts	0.00		
Tax-free amounts	0.00		
Tax-deferred amounts	550.79		
Return of Capital	0.00		
Gross Cash Distribution	1,249.97		
Less: TFN amounts withheld	0.00		
Less: Non-resident withholding tax	0.00		
Less: Other expenses	0.00		
Net Cash Distribution	1,249.97		

Notes:

1. All amounts are in Australian dollars and withholding tax has been deducted where applicable.
2. Trustees may choose to show the franked distributions at label 13C rather than at label 13U.
3. If your total foreign income tax offset from all sources for the year is \$1,000 or less, then you can claim this amount in full. Otherwise you will need to refer to the publication *Guide To Foreign Income Tax Offset Rules (NAT 72923)* to work out your entitlement.

PLEASE RETAIN THIS STATEMENT FOR INCOME TAX PURPOSES

MR MICHAEL SLOAN &
 MRS MONICA THERESE SLOAN
 <SLOAN FAMILY SUPER FUND A/C>
 19 APPLGUM PLACE
 MOUNT RIVERVIEW NSW 2774

Charter Hall Direct Industrial Fund No. 3 - Ordinary

Investor Number: 0009743103

Investor Name: MR MICHAEL SLOAN & MRS MONICA THERESE SLOAN

Attribution Managed Investment Trust Member Annual Statement for the year ended 30 June 2022

This statement assumes that you are an Australian resident individual unitholder. We recommend that if this is not applicable, or your situation is unusual or complex, that you seek professional advice.

Summary of 2022 Tax Return (supplementary section) Items

Tax Return (supplementary section)	Amount (\$) ¹	Tax Return Label
Share of non-primary production (NPP) income	0.00	13U
NPP income - Franked distributions from trusts	0.00	13C
Other deductions relating to NPP distributions	0.00	13Y
Share of franking credit from franked dividends	0.00	13Q
Share of credit for TFN amounts withheld	0.00	13R
Share of credit for non-resident withholding amounts withheld	0.00	13A
Total current year capital gains	0.00	18H
Net capital gain	0.00	18A
Assessable foreign source income	0.00	20E
Other net foreign source income	0.00	20M
Foreign income tax offsets	0.00	20O
Australian Franking Credit from New Zealand Franking Company	0.00	20F

Please see reverse for detailed components of the distribution.

Components of Distribution

	Cash Distribution (\$)	Tax Paid/Offsets (\$ (E))	Attribution Amount (\$)
Australian Income			
Dividends – Unfranked	0.00		0.00
Conduit Foreign Income	0.00		0.00
Interest	0.00		0.00
Other Income	0.00		0.00
Clean Building	0.00		0.00
NCMI – Non primary production	0.00		0.00
Excluded from NCMI – Non primary production	0.00		0.00
Non-Primary Production Income (A)	0.00		0.00
Dividends: Franked amount (Franked Dist) (X)	0.00	0.00	0.00
Capital Gains			
Discounted capital gain (TAP)	0.00	0.00	0.00
Discounted capital gain (NTAP)	0.00	0.00	0.00
Capital gains – Other method (TAP)	0.00	0.00	0.00
Capital gains – Other method (NTAP)	0.00	0.00	0.00
NCMI capital gains	0.00		
Excluded from NCMI capital gains	0.00		
Net Capital Gain	0.00	0.00	0.00
AMIT CGT Gross up amount			0.00
Other capital gains distribution	0.00		
Total current year capital gains (C)	0.00		0.00
Foreign Income			
Assessable foreign source income	0.00	0.00	0.00
Australian Franking Credit from NZ Company			
Total foreign income (D)	0.00	0.00	
Cash Distribution Sub Total (A+X+C+D)	0.00		
Other Non-Assessable Amounts			
Net exempted amounts	0.00		
Non-assessable non-exempt amounts (F)	0.00		
Other non-attributable amounts	7,473.60		
Gross Cash Distribution (G)	7,473.60		
Attribution Managed Investment Trust (AMIT) cost base adjustments			
AMIT cost base net amount – excess (decrease)	7,473.60		
AMIT cost base net amount – shortfall (increase)	0.00		
Other amounts deducted from trust distributions			
Less: TFN amounts withheld	0.00		
Less: Non-resident withholding tax	0.00		
Less: Other expenses	0.00		
Net Cash Distribution	7,473.60		

Notes:

- All amounts are in Australian dollars and withholding tax has been deducted where applicable. Charter Hall has prepared a Tax Guide to assist you in completing your 2022 Tax return. This guide can be found at www.charterhall.com.au/taxationguide.

PLEASE RETAIN THIS STATEMENT FOR INCOME TAX PURPOSES

MR MICHAEL SLOAN &
MS MONICA THERESE SLOAN
<SLOAN FAMILY SUPER FUND A/C>
19 APPLGUM PLACE
MOUNT RIVERVIEW NSW 2774

Investor Number: 0053560083
Investor Name: MR MICHAEL SLOAN & MS MONICA THERESE SLOAN

Annual Tax Statement for the year ended 30 June 2022

This statement assumes that you are an Australian resident individual securityholder. We recommend that if this is not applicable or your situation is unusual or complex that you seek professional advice.

Loan Note Interest

Summary of 2022 Tax Return Items

Tax Return	Amount (\$) ¹	Tax Return Label
Gross Interest	649.25	10L
Resident Withholding Tax	0.00	10M
Net Amount	649.25	

Spark Infrastructure Trust

Summary of 2022 Tax Return (supplementary section) Items

Tax Return (supplementary section)	Amount (\$) ¹	Tax Return Label
Share of non-primary production (NPP) income	0.00	13U
NPP income - Franked distributions from trusts	6,733.23	13C
Other deductions relating to NPP distributions	0.00	13Y
Share of franking credit from franked dividends	2,242.14	13Q
Share of credit for TFN amounts withheld	0.00	13R
Share of credit for non-resident withholding amounts withheld	0.00	13A

CGT Information

Tax-deferred amounts	405.04
----------------------	--------

Further information in respect of the completion of your tax return can be found in the Spark Infrastructure Tax Guide for 2022 which can be accessed at <https://www.sparkinfrastructure.com/investor-centre/tax-information>

Please see reverse for detailed components of the distribution.

Components of Spark Infrastructure Trust Distribution

	Cash Distribution (\$)	Tax Paid/Offsets (\$)	Taxable Amount (\$)
Australian Income		Franking Credits	
Dividend Franked amount (Franked Dist) (X)	4,491.09	2,242.14	6,733.23
Other Non-Assessable Amounts			
Tax-exempted amounts	0.00		
Tax-free amounts	0.00		
Tax-deferred amounts	405.04		
Return of Capital	0.00		
Gross Cash Distribution	<hr/> 4,896.13		
Less: TFN amounts withheld	0.00		
Less: Non-resident withholding tax	0.00		
Less: Other expenses	0.00		
Net Cash Spark Infrastructure Trust Distribution	<hr/> 4,896.13		
Loan Note Interest	649.25		
Total Cash Distribution	<hr/> 5,545.38		

Notes:

1. All amounts are in Australian dollars and withholding tax has been deducted where applicable.

PLEASE RETAIN THIS STATEMENT FOR INCOME TAX PURPOSES

23900 - Dividends Received

2022 Financial Year

Preparer Desiree Yutuc

Reviewer Steven Lee

Status Completed

Account Code	Description	CY Balance	LY Balance	Change
CBAPL.AX	COMMONWEALTH BANK. NYR3QUT (CAP NOTE 3-BBSW+3.00% PERP NON-CUM RED T-04-27)	(\$332.43)	(\$1,335.40)	(75.11)%
CGFPA.AX	Challenger Limited		(\$624.96)	100%
CGFPC.AX	Challenger Limited	(\$1,979.25)	(\$974.40)	103.13%
NABPF.AX	National Australia Bank Limited	(\$354.50)	(\$1,421.00)	(75.05)%
TLS.AX	Telstra Corporation Limited.	(\$3,076.80)	(\$3,076.80)	0%
WBCPH.AX	Westpac Banking Corporation	(\$347.09)	(\$1,391.65)	(75.06)%
TOTAL		CY Balance	LY Balance	
		(\$6,090.07)	(\$8,824.21)	

Supporting Documents

- Investment Income Comparison Report [Report](#)
- Dividend Reconciliation Report [Report](#)

Standard Checklist

- Attach copies of all dividend statements
- Attach copy of Dividend Reconciliation Report
- Attach copy of Investment Income Comparison Report

Sloan Family Super Fund

Dividend Reconciliation Report

For The Period 01 July 2021 - 30 June 2022

Date	Net Payment Received	Australian Income			Foreign Income			Withheld		
		Unfranked	Franked	Franking Credits	Foreign Income	Foreign Credits	NZ Credits	TFN Withheld	Non-Resident	LIC Deduction
Shares in Listed Companies (Australian)										
CBAPI.AX COMMONWEALTH BANK. NYR3QUT (CAP NOTE 3-BBSW+3.00% PERP NON-CUM RED T-04-27)										
15/09/2021	332.43	0.00	332.43	142.47						
	332.43	0.00	332.43	142.47						
CGFPC.AX Challenger Limited										
25/08/2021	499.38	0.00	499.38	214.02						
25/11/2021	493.29	0.00	493.29	211.41						
25/02/2022	499.38	0.00	499.38	214.02						
25/05/2022	487.20	0.00	487.20	208.80						
	1,979.25	0.00	1,979.25	848.25						
NABPF.AX National Australia Bank Limited										
17/09/2021	354.50	0.00	354.50	151.93						
	354.50	0.00	354.50	151.93						
TLS.AX Telstra Corporation Limited.										
23/09/2021	1,538.40	0.00	1,538.40	659.31						
01/04/2022	1,538.40	0.00	1,538.40	659.31						
	3,076.80	0.00	3,076.80	1,318.62						

Sloan Family Super Fund

Dividend Reconciliation Report

For The Period 01 July 2021 - 30 June 2022

Date	Net Payment Received	Australian Income			Foreign Income			Withheld		
		Unfranked	Franked	Franking Credits	Foreign Income	Foreign Credits	NZ Credits	TFN Withheld	Non-Resident	LIC Deduction
WBCPH.AX Westpac Banking Corporation										
22/09/2021	347.09	0.00	347.09	148.75						
	347.09	0.00	347.09	148.75						
	6,090.07	0.00	6,090.07	2,610.02						
TOTAL	6,090.07	0.00	6,090.07	2,610.02						

Tax Return Reconciliation

	Totals	Tax Return Label
Unfranked	0.00	J
Franked Dividends	6,090.07	K
Franking Credits	2,610.02	L

Sloan Family Super Fund

Investment Income Comparison Report

As at 30 June 2022

Investment	Ledger Data			ASX & UUT Data							
	Transaction Date	Income Amount	Franking Credit	Date Payable	Ex Div/Dist Date	Units On Hand	45 Day Qualified	Amount per share/unit	Estimated Income	Estimated Franking*	
Reconciled											
Shares in Listed Companies (Australian)											
CBAPI.AX	COMMONWEALTH BANK. NYR3QUT (CAP NOTE 3- BBSW+3.00% PERP NON-CUM RED T-04-27)	15/09/2021	332.43	142.47	15/09/2021	06/09/2021	623.00	623.00	0.5336	332.43	142.47
CGFPC.AX	Challenger Limited	25/08/2021	499.38	214.02	25/08/2021	16/08/2021	609.00	609.00	0.8200	499.38	214.02
CGFPC.AX	Challenger Limited	25/11/2021	493.29	211.41	25/11/2021	16/11/2021	609.00	609.00	0.8100	493.29	211.41
CGFPC.AX	Challenger Limited	25/02/2022	499.38	214.02	25/02/2022	16/02/2022	609.00	609.00	0.8200	499.38	214.02
CGFPC.AX	Challenger Limited	25/05/2022	487.20	208.80	25/05/2022	16/05/2022	609.00	609.00	0.8000	487.20	208.80
NABPF.AX	National Australia Bank Limited	17/09/2021	354.50	151.93	17/09/2021	08/09/2021	500.00	500.00	0.7090	354.50	151.93
SKI.AX	Spark Infrastructure Group	15/09/2021	1,159.38		15/09/2021	07/07/2021	18,550.00	18,550.00	0.0625	1,159.38	209.08
SKI.AX	Spark Infrastructure Group	08/12/2021	4,386.00		08/12/2021	30/11/2021	36,550.00	36,550.00	0.1200	4,386.00	1,879.71
SKI.AX	Spark Infrastructure Group	30/06/2022	0.00	2,242.14							
TLS.AX	Telstra Corporation Limited.	23/09/2021	1,538.40	659.31	23/09/2021	25/08/2021	19,230.00	19,230.00	0.0800	1,538.40	659.31
TLS.AX	Telstra Corporation Limited.	01/04/2022	1,538.40	659.31	01/04/2022	02/03/2022	19,230.00	19,230.00	0.0800	1,538.40	659.31
WBCPH.AX	Westpac Banking Corporation	22/09/2021	347.09	148.75	22/09/2021	13/09/2021	610.00	610.00	0.5690	347.09	148.75
			11,635.45	4,852.16					5.4041	11,635.45	4,698.81
Units in Unlisted Unit Trusts (Australian)											
MAQ0854AU	Charter Hall Direct Industrial No4				19/07/2021	30/06/2021	100,189.11	100,189.11	0.0169	1,690.69	
MAQ0854AU	Charter Hall Direct Industrial No4	15/10/2021	1,690.69		15/10/2021	30/09/2021	100,189.11	100,189.11	0.0169	1,690.69	
MAQ0854AU	Charter Hall Direct Industrial No4				31/12/2021	31/12/2021	100,189.11	100,189.11	0.0169	1,690.69	
MAQ0854AU	Charter Hall Direct Industrial No4	17/01/2022	1,690.69								

Sloan Family Super Fund

Investment Income Comparison Report

As at 30 June 2022

Investment	Ledger Data			ASX & UUT Data						
	Transaction Date	Income Amount	Franking Credit	Date Payable	Ex Div/Dist Date	Units On Hand	45 Day Qualified	Amount per share/unit	Estimated Income	Estimated Franking*
MAQ0854AU	Charter Hall Direct Industrial No4	14/04/2022	1,690.69		14/04/2022	31/03/2022	100,189.11	100,189.11	0.0169	1,690.69
MAQ0854AU	Charter Hall Direct Industrial No4	30/06/2022	1,690.69	0.00						
			6,762.76	0.00					0.0675	6,762.77

Unreconciled

Units in Unlisted Unit Trusts (Australian)

SHSACATPFD	Centuria ATP Fund	10/08/2021	503.20	
SHSACATPFD	Centuria ATP Fund	10/09/2021	503.20	
SHSACATPFD	Centuria ATP Fund	11/10/2021	487.00	
SHSACATPFD	Centuria ATP Fund	10/11/2021	503.20	
SHSACATPFD	Centuria ATP Fund	10/12/2021	487.00	
SHSACATPFD	Centuria ATP Fund	14/01/2022	503.20	
SHSACATPFD	Centuria ATP Fund	10/02/2022	503.20	
SHSACATPFD	Centuria ATP Fund	10/03/2022	454.50	
SHSACATPFD	Centuria ATP Fund	11/04/2022	503.20	
SHSACATPFD	Centuria ATP Fund	10/05/2022	487.00	
SHSACATPFD	Centuria ATP Fund	10/06/2022	503.20	
SHSACATPFD	Centuria ATP Fund	30/06/2022	487.00	0.00
SHSAPPLTSPF	Placer Property Limited - the Stables Property Fund	08/11/2021	586.03	
SHSAPPLTSPF	Placer Property Limited - the Stables Property Fund	07/02/2022	586.03	
SHSAPPLTSPF	Placer Property Limited - the Stables Property Fund	09/05/2022	573.29	
SHSAPPLTSPF	Placer Property Limited - the Stables Property Fund	30/06/2022	579.66	0.00

Sloan Family Super Fund

Investment Income Comparison Report

As at 30 June 2022

Investment	Ledger Data			ASX & UUT Data						
	Transaction Date	Income Amount	Franking Credit	Date Payable	Ex Div/Dist Date	Units On Hand	45 Day Qualified	Amount per share/unit	Estimated Income	Estimated Franking*
SHYBCENTUR	Centuria 8 Central Avenue Fund No.2	10/08/2021	106.16							
SHYBCENTUR	Centuria 8 Central Avenue Fund No.2	10/09/2021	106.16							
SHYBCENTUR	Centuria 8 Central Avenue Fund No.2	11/10/2021	102.74							
SHYBCENTUR	Centuria 8 Central Avenue Fund No.2	10/11/2021	106.16							
SHYBCENTUR	Centuria 8 Central Avenue Fund No.2	10/12/2021	102.74							
SHYBCENTUR	Centuria 8 Central Avenue Fund No.2	14/01/2022	106.16							
SHYBCENTUR	Centuria 8 Central Avenue Fund No.2	10/02/2022	106.16							
SHYBCENTUR	Centuria 8 Central Avenue Fund No.2	10/03/2022	95.89							
SHYBCENTUR	Centuria 8 Central Avenue Fund No.2	11/04/2022	106.16							
SHYBCENTUR	Centuria 8 Central Avenue Fund No.2	10/05/2022	102.74							
SHYBCENTUR	Centuria 8 Central Avenue Fund No.2	10/06/2022	106.16							
SHYBCENTUR	Centuria 8 Central Avenue Fund No.2	30/06/2022	102.74							0.00
SHYBCHARTI	Charter Hall Direct Industrial Fund No 3	15/10/2021	1,868.40							
SHYBCHARTI	Charter Hall Direct Industrial Fund No 3	17/01/2022	1,868.40							
SHYBCHARTI	Charter Hall Direct Industrial Fund No 3	14/04/2022	1,868.40							
SHYBCHARTI	Charter Hall Direct Industrial Fund No 3	30/06/2022	1,868.40							0.00
			16,973.48							0.00
			35,371.69					5.4716	18,398.21	4,698.81

*Franking credit is estimated using 45 day qualified units. The estimation might not be accurate for preference shares and hedging arrangements.

24700 - Changes in Market Values of Investments

2022 Financial Year

Preparer Desiree Yutuc

Reviewer Steven Lee

Status Completed

Account Code	Description	CY Balance	LY Balance	Change
24700	Changes in Market Values of Investments	(\$55,838.58)	(\$61,344.70)	(8.98)%
TOTAL		CY Balance	LY Balance	
		(\$55,838.58)	(\$61,344.70)	

Supporting Documents

- Market Movement [Report](#)
- Net Capital Gains Reconciliation [Report](#)
- Realised Capital Gain Report [Report](#)

Standard Checklist

- Attach copies of Source Documentation (Contract Notes, Broker Statements, Chess Statements, Contracts of Sale, Managed Fund Statements etc)
- Attach copy of Market Movement report
- Attach copy of Net Capital Gains Reconciliation
- Attach copy of Realised Capital Gain Report
- Ensure all Asset Disposals have been entered
- Ensure all Market Values have been entered for June 30
- Ensure all Tax Deferred Distributions have been entered

Sloan Family Super Fund

Market Movement Report

As at 30 June 2022

Investment	Date	Description	Unrealised				Realised			Total
			Units	Accounting Cost Movement	Market Movement	Depreciation	Balance	Consideration	Accounting Cost Base	
AWC.AX - Alumina Limited										
	05/04/2022	Purchase	39,603.00	80,094.06	0.00	0.00	80,094.06	0.00	0.00	0.00
	30/06/2022	Revaluation	0.00	0.00	(22,075.66)	0.00	58,018.40	0.00	0.00	0.00
	30/06/2022		39,603.00	80,094.06	(22,075.66)	0.00	58,018.40	0.00	0.00	0.00
CBAPI.AX - COMMONWEALTH BANK. NYR3QUT (CAP NOTE 3-BBSW+3.00% PERP NON-CUM RED T-04-27)										
	01/07/2021	Opening Balance	623.00	0.00	0.00	0.00	63,745.36	0.00	0.00	0.00
	01/07/2021	Revaluation	0.00	0.00	49.84	0.00	63,795.20	0.00	0.00	0.00
	05/11/2021	Disposal	(623.00)	(60,066.17)	0.00	0.00	3,729.03	64,652.03	60,066.17	4,585.86
	05/11/2021	Writeback	0.00	0.00	(3,679.19)	0.00	49.84	0.00	0.00	0.00
	30/06/2022	Revaluation	0.00	0.00	(49.84)	0.00	0.00	0.00	0.00	0.00
	30/06/2022		0.00	(60,066.17)	(3,679.19)	0.00	0.00	64,652.03	60,066.17	4,585.86
CGFPC.AX - Challenger Limited										
	01/07/2021	Opening Balance	609.00	0.00	0.00	0.00	64,523.55	0.00	0.00	0.00
	01/07/2021	Revaluation	0.00	0.00	152.25	0.00	64,675.80	0.00	0.00	0.00
	30/06/2022	Revaluation	0.00	0.00	(2,618.70)	0.00	62,057.10	0.00	0.00	0.00
	30/06/2022		609.00	0.00	(2,466.45)	0.00	62,057.10	0.00	0.00	0.00
GSIO35.AX - Australian Government Treasury Indexed Bonds										
	23/03/2022	Purchase	691.00	100,075.85	0.00	0.00	100,075.85	0.00	0.00	0.00
	16/06/2022	Purchase	489.00	60,054.68	0.00	0.00	160,130.53	0.00	0.00	0.00
	17/06/2022	Purchase	333.00	40,007.95	0.00	0.00	200,138.48	0.00	0.00	0.00
	30/06/2022	Revaluation	0.00	0.00	(7,830.13)	0.00	192,308.35	0.00	0.00	0.00
	30/06/2022		1,513.00	200,138.48	(7,830.13)	0.00	192,308.35	0.00	0.00	0.00
IAG.AX - Insurance Australia Group Limited										
	01/07/2021	Opening Balance	0.00	0.00	0.00	0.00	0.00	0.00	0.00	0.00
	24/11/2021	Purchase	15,350.00	70,080.00	0.00	0.00	70,080.00	0.00	0.00	0.00
	15/02/2022	Disposal	(15,350.00)	(70,080.00)	0.00	0.00	0.00	70,448.62	70,080.00	368.62
	30/06/2022		0.00	0.00	0.00	0.00	0.00	70,448.62	70,080.00	368.62
MAQ0854AU4 - Charter Hall Direct Industrial No4										
	01/07/2021	Opening Balance	100,189.11	0.00	0.00	0.00	119,986.48	0.00	0.00	0.00
	30/06/2022	Revaluation	0.00	0.00	16,210.60	0.00	136,197.08	0.00	0.00	0.00
	30/06/2022		100,189.11	0.00	16,210.60	0.00	136,197.08	0.00	0.00	0.00

Sloan Family Super Fund

Market Movement Report

As at 30 June 2022

Investment	Date	Description	Unrealised				Realised			Total
			Units	Accounting Cost Movement	Market Movement	Depreciation	Balance	Consideration	Accounting Cost Base	
NABPF.AX - National Australia Bank Limited										
	01/07/2021	Opening Balance	500.00	0.00	0.00	0.00	53,945.00	0.00	0.00	0.00
	01/07/2021	Revaluation	0.00	0.00	(445.00)	0.00	53,500.00	0.00	0.00	0.00
	03/11/2021	Disposal	(500.00)	(51,316.50)	0.00	0.00	2,183.50	53,935.20	51,316.50	2,618.70
	03/11/2021	Writeback	0.00	0.00	(2,628.50)	0.00	(445.00)	0.00	0.00	0.00
	30/06/2022	Revaluation	0.00	0.00	445.00	0.00	0.00	0.00	0.00	0.00
	30/06/2022		0.00	(51,316.50)	(2,628.50)	0.00	0.00	53,935.20	51,316.50	2,618.70
PMGOLD.AX - Gold Corporation										
	01/07/2021	Opening Balance	1,498.00	0.00	0.00	0.00	35,053.20	0.00	0.00	0.00
	01/07/2021	Revaluation	0.00	0.00	569.24	0.00	35,622.44	0.00	0.00	0.00
	06/01/2022	Purchase	1,598.00	40,045.93	0.00	0.00	75,668.37	0.00	0.00	0.00
	30/06/2022	Revaluation	0.00	0.00	5,911.23	0.00	81,579.60	0.00	0.00	0.00
	30/06/2022		3,096.00	40,045.93	6,480.47	0.00	81,579.60	0.00	0.00	0.00
SHSACATPFD - Centuria ATP Fund										
	01/07/2021	Opening Balance	50,000.00	0.00	0.00	0.00	105,500.00	0.00	0.00	0.00
	30/06/2022	Revaluation	0.00	0.00	8,500.00	0.00	114,000.00	0.00	0.00	0.00
	30/06/2022		50,000.00	0.00	8,500.00	0.00	114,000.00	0.00	0.00	0.00
SHSAHPIDBAL - Hostplus Indexed Balanced										
	01/07/2021	Opening Balance	4,805.84	0.00	0.00	0.00	6,685.89	0.00	0.00	0.00
	01/07/2021	Disposal	(9.87)	(9.86)	0.00	0.00	6,676.03	13.75	9.86	3.89
	01/07/2021	Writeback	0.00	0.00	(3.87)	0.00	6,672.16	0.00	0.00	0.00
	01/07/2021	Revaluation	0.00	0.00	(0.01)	0.00	6,672.15	0.00	0.00	0.00
	02/08/2021	Disposal	(9.66)	(9.65)	0.00	0.00	6,662.50	13.75	9.65	4.10
	02/08/2021	Writeback	0.00	0.00	(3.79)	0.00	6,658.71	0.00	0.00	0.00
	01/09/2021	Disposal	(9.51)	(9.50)	0.00	0.00	6,649.21	13.75	9.50	4.25
	01/09/2021	Writeback	0.00	0.00	(3.73)	0.00	6,645.48	0.00	0.00	0.00
	01/10/2021	Disposal	(0.37)	(0.37)	0.00	0.00	6,645.11	0.52	0.37	0.15
	01/10/2021	Writeback	0.00	0.00	(0.14)	0.00	6,644.97	0.00	0.00	0.00
	01/11/2021	Disposal	(0.35)	(0.35)	0.00	0.00	6,644.62	0.51	0.35	0.16
	01/11/2021	Writeback	0.00	0.00	(0.14)	0.00	6,644.48	0.00	0.00	0.00
	01/12/2021	Disposal	(0.36)	(0.36)	0.00	0.00	6,644.12	0.51	0.36	0.15
	01/12/2021	Writeback	0.00	0.00	(0.14)	0.00	6,643.98	0.00	0.00	0.00
	04/01/2022	Disposal	(9.27)	(9.26)	0.00	0.00	6,634.72	13.75	9.26	4.49
	04/01/2022	Writeback	0.00	0.00	(3.64)	0.00	6,631.08	0.00	0.00	0.00

Sloan Family Super Fund

Market Movement Report

As at 30 June 2022

Investment	Date	Description	Unrealised				Realised			Total
			Units	Accounting Cost Movement	Market Movement	Depreciation	Balance	Consideration	Accounting Cost Base	
	01/02/2022	Disposal	(9.70)	(9.69)	0.00	0.00	6,621.39	13.75	9.69	4.06
	01/02/2022	Writeback	0.00	0.00	(3.80)	0.00	6,617.59	0.00	0.00	0.00
	01/03/2022	Disposal	(9.88)	(9.87)	0.00	0.00	6,607.72	13.75	9.87	3.88
	01/03/2022	Writeback	0.00	0.00	(3.87)	0.00	6,603.85	0.00	0.00	0.00
	01/04/2022	Disposal	(9.61)	(9.60)	0.00	0.00	6,594.25	13.75	9.60	4.15
	01/04/2022	Writeback	0.00	0.00	(3.77)	0.00	6,590.48	0.00	0.00	0.00
	02/05/2022	Disposal	(9.88)	(9.87)	0.00	0.00	6,580.61	13.75	9.87	3.88
	02/05/2022	Writeback	0.00	0.00	(3.87)	0.00	6,576.74	0.00	0.00	0.00
	01/06/2022	Disposal	(9.99)	(9.98)	0.00	0.00	6,566.76	13.75	9.98	3.77
	01/06/2022	Writeback	0.00	0.00	(3.92)	0.00	6,562.84	0.00	0.00	0.00
	30/06/2022	Revaluation	0.00	0.00	(429.75)	0.00	6,133.09	0.00	0.00	0.00
	30/06/2022		4,717.40	(88.36)	(464.44)	0.00	6,133.09	125.29	88.36	36.93
SHSAHPSMAIF - Hostplus Australian Infrastructure										
	01/07/2021	Opening Balance	0.00	0.00	0.00	0.00	0.00	0.00	0.00	0.00
	07/09/2021	Purchase	121,220.76	170,000.00	0.00	0.00	170,000.00	0.00	0.00	0.00
	01/10/2021	Disposal	(9.36)	(13.13)	0.00	0.00	169,986.87	13.23	13.13	0.10
	01/11/2021	Disposal	(9.02)	(12.65)	0.00	0.00	169,974.22	13.24	12.65	0.59
	01/12/2021	Disposal	(9.00)	(12.62)	0.00	0.00	169,961.60	13.24	12.62	0.62
	29/12/2021	Disposal	(121,193.38)	(169,961.60)	0.00	0.00	0.00	178,542.09	169,961.60	8,580.49
	29/12/2021	Writeback	0.00	0.00	(0.01)	0.00	(0.01)	0.00	0.00	0.00
	30/06/2022	Revaluation	0.00	0.00	0.01	0.00	0.00	0.00	0.00	0.00
	30/06/2022		0.00	0.00	0.00	0.00	0.00	178,581.80	170,000.00	8,581.80
SHSAPPLTSPF - Placer Property Limited - the Stables Property Fund										
	01/07/2021	Opening Balance	30,000.00	0.00	0.00	0.00	36,300.00	0.00	0.00	0.00
	30/06/2022	Revaluation	0.00	0.00	14,100.00	0.00	50,400.00	0.00	0.00	0.00
	30/06/2022		30,000.00	0.00	14,100.00	0.00	50,400.00	0.00	0.00	0.00
SHYBCENTUR - Centuria 8 Central Avenue Fund No.2										
	01/07/2021	Opening Balance	12,500.00	0.00	0.00	0.00	22,250.00	0.00	0.00	0.00
	30/06/2022	Revaluation	0.00	0.00	1,250.00	0.00	23,500.00	0.00	0.00	0.00
	30/06/2022		12,500.00	0.00	1,250.00	0.00	23,500.00	0.00	0.00	0.00
SHYBCHARTI - Charter Hall Direct Industrial Fund No 3										
	01/07/2021	Opening Balance	79,506.22	0.00	0.00	0.00	124,204.62	0.00	0.00	0.00
	30/06/2022	Revaluation	0.00	0.00	21,116.86	0.00	145,321.48	0.00	0.00	0.00
	30/06/2022		79,506.22	0.00	21,116.86	0.00	145,321.48	0.00	0.00	0.00

Sloan Family Super Fund

Market Movement Report

As at 30 June 2022

Investment	Date	Description	Unrealised				Realised			Total
			Units	Accounting Cost Movement	Market Movement	Depreciation	Balance	Consideration	Accounting Cost Base	
SKI.AX1 - Spark Infrastructure Group										
	01/07/2021	Opening Balance	18,550.00	0.00	0.00	0.00	41,737.50	0.00	0.00	0.00
	01/07/2021	Revaluation	0.00	0.00	185.50	0.00	41,923.00	0.00	0.00	0.00
	04/10/2021	Purchase	18,000.00	50,640.70	0.00	0.00	92,563.70	0.00	0.00	0.00
	22/12/2021	Merger	(36,550.00)	(90,756.78)	0.00	0.00	1,806.92	101,152.13	90,756.78	10,395.35
	22/12/2021	Writeback	0.00	0.00	(1,621.42)	0.00	185.50	0.00	0.00	0.00
	30/06/2022	Revaluation	0.00	0.00	(185.50)	0.00	0.00	0.00	0.00	0.00
	30/06/2022		0.00	(40,116.08)	(1,621.42)	0.00	0.00	101,152.13	90,756.78	10,395.35
TLS.AX - Telstra Corporation Limited.										
	01/07/2021	Opening Balance	19,230.00	0.00	0.00	0.00	72,304.80	0.00	0.00	0.00
	30/06/2022	Revaluation	0.00	0.00	1,730.70	0.00	74,035.50	0.00	0.00	0.00
	30/06/2022		19,230.00	0.00	1,730.70	0.00	74,035.50	0.00	0.00	0.00
WBCPH.AX - Westpac Banking Corporation										
	01/07/2021	Opening Balance	610.00	0.00	0.00	0.00	63,000.80	0.00	0.00	0.00
	01/07/2021	Revaluation	0.00	0.00	12.20	0.00	63,013.00	0.00	0.00	0.00
	03/11/2021	Disposal	(372.00)	(36,604.62)	0.00	0.00	26,408.38	38,827.35	36,604.62	2,222.73
	03/11/2021	Writeback	0.00	0.00	(1,815.54)	0.00	24,592.84	0.00	0.00	0.00
	04/11/2021	Disposal	(238.00)	(23,419.09)	0.00	0.00	1,173.75	24,801.93	23,419.09	1,382.84
	04/11/2021	Writeback	0.00	0.00	(1,161.55)	0.00	12.20	0.00	0.00	0.00
	30/06/2022	Revaluation	0.00	0.00	(12.20)	0.00	0.00	0.00	0.00	0.00
	30/06/2022		0.00	(60,023.71)	(2,977.09)	0.00	0.00	63,629.28	60,023.71	3,605.57
Total Market Movement					25,645.75				30,192.83	55,838.58

Sloan Family Super Fund

Capital Gains Reconciliation Report

For The Period 01 July 2021 - 30 June 2022

	Total	Discounted	Indexed	Other	Notional
Losses available to offset					
Carried forward from prior losses	0.00				
Carried forward from prior losses - Collectables	0.00				
Current year capital losses	0.00				
Current year capital losses - Collectables	0.00				
Total Losses Available	0.00				
Total Losses Available - Collectables	0.00				
Capital Gains					
Capital gains from disposal of assets	0.00	0.00	0.00	0.00	0.00
Capital gains from disposal of assets - Collectables	0.00	0.00	0.00	0.00	0.00
Capital gains from trust distributions	0.00	0.00	0.00	0.00	0.00
Capital Gains Before Losses applied	0.00	0.00	0.00	0.00	0.00
Losses and discount applied					
Losses applied	0.00	0.00	0.00	0.00	0.00
Losses applied - Collectables	0.00	0.00	0.00	0.00	0.00
Capital gains after losses applied	0.00	0.00	0.00	0.00	0.00
Capital gains after losses applied - Collectables	0.00	0.00	0.00	0.00	0.00
CGT Discount applied	0.00				
CGT Discount applied - Collectables	0.00				

Sloan Family Super Fund
Capital Gains Reconciliation Report

For The Period 01 July 2021 - 30 June 2022

	Total	Discounted	Indexed	Other	Notional
Net Capital Gain					
Net capital gain	0.00				
Net capital gain - Collectables	0.00				
Total Net Capital Gain (11A)	0.00				
Net Capital Losses Carried Forward to later income					
Net Capital Losses Carried Forward to later income years	0.00				
Net Capital Losses Carried Forward to later income years - Collectables	0.00				
Total Net Capital Losses Carried Forward to later income years (14V)	0.00				

Note
Refer to Realised Gains Report for details of Disposals at a Security level
Refer to Distribution Reconciliation Report for Trust Distribution details at a Security level

Sloan Family Super Fund

Realised Capital Gains Report

For The Period 01 July 2021 - 30 June 2022

Investment		Accounting Treatment				Tax Treatment						
Purchase Contract Date	Disposal Contract Date	Units	Cost	Proceeds	Accounting Profit/(Loss)	Adjusted Cost Base	Reduced Cost Base	Indexed Cost Base	Indexed Gains	Discounted Gains (Gross)	Other Gains	Capital Loss
Managed Investments (Australian)												
SHSAHPIDBAL - Hostplus Indexed Balanced												
24/03/2020	01/07/2021	9.87	9.86	13.75	3.89	9.86	9.86	0.00	0.00	3.89	0.00	0.00
24/03/2020	02/08/2021	9.66	9.65	13.75	4.10	9.65	9.65	0.00	0.00	4.10	0.00	0.00
24/03/2020	01/09/2021	9.51	9.50	13.75	4.25	9.50	9.50	0.00	0.00	4.25	0.00	0.00
24/03/2020	01/10/2021	0.37	0.37	0.52	0.15	0.37	0.37	0.00	0.00	0.15	0.00	0.00
24/03/2020	01/11/2021	0.35	0.35	0.51	0.16	0.35	0.35	0.00	0.00	0.16	0.00	0.00
24/03/2020	01/12/2021	0.36	0.36	0.51	0.15	0.36	0.36	0.00	0.00	0.15	0.00	0.00
24/03/2020	04/01/2022	9.27	9.26	13.75	4.49	9.26	9.26	0.00	0.00	4.49	0.00	0.00
24/03/2020	01/02/2022	9.70	9.69	13.75	4.06	9.69	9.69	0.00	0.00	4.06	0.00	0.00
24/03/2020	01/03/2022	9.88	9.87	13.75	3.88	9.87	9.87	0.00	0.00	3.88	0.00	0.00
24/03/2020	01/04/2022	9.61	9.60	13.75	4.15	9.60	9.60	0.00	0.00	4.15	0.00	0.00
24/03/2020	02/05/2022	9.88	9.87	13.75	3.88	9.87	9.87	0.00	0.00	3.88	0.00	0.00
24/03/2020	01/06/2022	9.99	9.98	13.75	3.77	9.98	9.98	0.00	0.00	3.77	0.00	0.00
		88.45	88.36	125.29	36.93	88.36	88.36	0.00	0.00	36.93	0.00	0.00
SHSAHPSMAIF - Hostplus Australian Infrastructure												
07/09/2021	01/10/2021	9.36	13.13	13.23	0.10	13.13	13.13	0.00	0.00	0.00	0.10	0.00
07/09/2021	01/11/2021	9.02	12.65	13.24	0.59	12.65	12.65	0.00	0.00	0.00	0.59	0.00
07/09/2021	01/12/2021	9.00	12.62	13.24	0.62	12.62	12.62	0.00	0.00	0.00	0.62	0.00
07/09/2021	29/12/2021	121,193.38	169,961.60	178,542.09	8,580.49	169,961.60	169,961.60	0.00	0.00	0.00	8,580.49	0.00
		121,220.76	170,000.00	178,581.80	8,581.80	170,000.00	170,000.00	0.00	0.00	0.00	8,581.80	0.00
		121,309.21	170,088.36	178,707.09	8,618.73	170,088.36	170,088.36	0.00	0.00	36.93	8,581.80	0.00

Shares in Listed Companies (Australian)

Sloan Family Super Fund

Realised Capital Gains Report

For The Period 01 July 2021 - 30 June 2022

Investment		Accounting Treatment				Tax Treatment						
Purchase Contract Date	Disposal Contract Date	Units	Cost	Proceeds	Accounting Profit/(Loss)	Adjusted Cost Base	Reduced Cost Base	Indexed Cost Base	Indexed Gains	Discounted Gains (Gross)	Other Gains	Capital Loss
Shares in Listed Companies (Australian)												
CBAPI.AX - COMMONWEALTH BANK. NYR3QUT (CAP NOTE 3-BBSW+3.00% PERP NON-CUM RED T-04-27)												
17/07/2020	05/11/2021	623.00	60,066.17	64,652.03	4,585.86	60,066.17	60,066.17	0.00	0.00	4,585.86	0.00	0.00
		623.00	60,066.17	64,652.03	4,585.86	60,066.17	60,066.17	0.00	0.00	4,585.86	0.00	0.00
IAG.AX - Insurance Australia Group Limited												
24/11/2021	15/02/2022	15,350.00	70,080.00	70,448.62	368.62	70,080.00	70,080.00	0.00	0.00	0.00	368.62	0.00
		15,350.00	70,080.00	70,448.62	368.62	70,080.00	70,080.00	0.00	0.00	0.00	368.62	0.00
NABPF.AX - National Australia Bank Limited												
24/07/2020	03/11/2021	500.00	51,316.50	53,935.20	2,618.70	51,316.50	51,316.50	0.00	0.00	2,618.70	0.00	0.00
		500.00	51,316.50	53,935.20	2,618.70	51,316.50	51,316.50	0.00	0.00	2,618.70	0.00	0.00
SKI.AX1 - Spark Infrastructure Group												
04/10/2021	22/12/2021	18,000.00	50,640.70	49,815.00	(825.70)	50,441.23	50,441.23	0.00	0.00	0.00	0.00	(626.23)
16/10/2020	22/12/2021	18,550.00	40,116.08	51,337.13	11,221.05	39,483.86	39,483.86	0.00	0.00	11,853.27	0.00	0.00
		36,550.00	90,756.78	101,152.13	10,395.35	89,925.09	89,925.09	0.00	0.00	11,853.27	0.00	(626.23)
WBCPH.AX - Westpac Banking Corporation												
17/07/2020	03/11/2021	372.00	36,604.62	38,827.35	2,222.73	36,604.62	36,604.62	0.00	0.00	2,222.73	0.00	0.00
17/07/2020	04/11/2021	238.00	23,419.09	24,801.93	1,382.84	23,419.09	23,419.09	0.00	0.00	1,382.84	0.00	0.00
		610.00	60,023.71	63,629.28	3,605.57	60,023.71	60,023.71	0.00	0.00	3,605.57	0.00	0.00
		53,633.00	332,243.16	353,817.26	21,574.10	331,411.47	331,411.47	0.00	0.00	22,663.40	368.62	(626.23)
		174,942.21	502,331.52	532,524.35	30,192.83	501,499.83	501,499.83	0.00	0.00	22,700.33	8,950.42	(626.23)

25000 - Interest Received

2022 Financial Year

Preparer Desiree Yutuc

Reviewer Steven Lee

Status Completed

Account Code	Description	CY Balance	LY Balance	Change
AUSUTDI12	Australian Unity TD I12	(\$5,956.00)	(\$5,945.03)	0.18%
CBA12549337	CBA Direct Investment Account 12549337	(\$123.77)	(\$60.28)	105.33%
CRU83738S50	Australian Unity Cash Management Account S50	(\$8.08)	(\$204.80)	(96.05)%
GSIO35.AX	Australian Government Treasury Indexed Bonds	(\$407.45)		100%
PIB003092400	Rabobank HISA 0030924-00	(\$102.42)	(\$18.92)	441.33%
RABOTDR5ZC	Rabo TD B8G31ZJGTI0WR5ZC	(\$3,250.01)	(\$3,250.01)	0%
RaboDirect TD7NXX	Rabo Direct TD 5yr B6H02ZJNNR0F7NXX	(\$760.41)	(\$4,549.99)	(83.29)%
UBANK353563511	UBank USaver SMSF 35-356-3511	(\$31.49)	(\$584.39)	(94.61)%
TOTAL		CY Balance	LY Balance	
		(\$10,639.63)	(\$14,613.42)	

Supporting Documents

◦ Interest Reconciliation Report [Report](#)

Standard Checklist

- Attach Interest Reconciliation Report
- Ensure all interest has been recorded from Bank Statements
- Review Statements to ensure all TFN withheld has been input

Sloan Family Super Fund

Interest Reconciliation Report

For The Period 01 July 2021 - 30 June 2022

Date	Payment Amount	Gross Interest	TFN Withheld	Foreign Income	Foreign Credits
Bank Accounts					
CBA12549337 CBA Direct Investment Account 12549337					
01/07/2021	1.43	1.43			
01/08/2021	2.49	2.49			
01/09/2021	3.89	3.89			
01/10/2021	1.39	1.39			
01/11/2021	2.70	2.70			
01/12/2021	8.63	8.63			
01/01/2022	9.68	9.68			
01/02/2022	18.15	18.15			
01/03/2022	17.61	17.61			
01/04/2022	19.81	19.81			
01/05/2022	13.57	13.57			
01/06/2022	24.42	24.42			
	123.77	123.77			
CRU83738S50 Australian Unity Cash Management Account S50					
31/07/2021	0.04	0.04			
31/08/2021	0.04	0.04			
30/09/2021	0.04	0.04			
31/10/2021	0.12	0.12			
30/11/2021	0.78	0.78			
16/02/2023	10:02:32				

Sloan Family Super Fund
Interest Reconciliation Report

For The Period 01 July 2021 - 30 June 2022

Date	Payment Amount	Gross Interest	TFN Withheld	Foreign Income	Foreign Credits
31/12/2021	0.81	0.81			
31/01/2022	0.81	0.81			
28/02/2022	0.73	0.73			
31/03/2022	0.81	0.81			
30/04/2022	0.83	0.83			
31/05/2022	1.56	1.56			
30/06/2022	1.51	1.51			
	8.08	8.08			
PIB003092400 Rabobank HISA 0030924-00					
31/07/2021	1.81	1.81			
31/08/2021	30.72	30.72			
30/09/2021	22.85	22.85			
31/10/2021	4.20	4.20			
30/11/2021	4.13	4.13			
31/12/2021	4.32	4.32			
31/01/2022	4.38	4.38			
28/02/2022	4.01	4.01			
31/03/2022	4.49	4.49			
30/04/2022	4.41	4.41			
31/05/2022	6.70	6.70			
30/06/2022	10.40	10.40			

Sloan Family Super Fund

Interest Reconciliation Report

For The Period 01 July 2021 - 30 June 2022

Date	Payment Amount	Gross Interest	TFN Withheld	Foreign Income	Foreign Credits
	102.42	102.42			
UBANK353563511 UBank USaver SMSF 35-356-3511					
31/07/2021	23.82	23.82			
31/08/2021	6.43	6.43			
30/09/2021	0.84	0.84			
31/10/2021	0.04	0.04			
30/11/2021	0.04	0.04			
31/12/2021	0.04	0.04			
31/01/2022	0.04	0.04			
28/02/2022	0.04	0.04			
31/03/2022	0.04	0.04			
30/04/2022	0.04	0.04			
31/05/2022	0.04	0.04			
30/06/2022	0.08	0.08			
	31.49	31.49			
	265.76	265.76			
Debt Securities (Bonds, Bills of Exchange, Promissory Notes)					
GSIO35.AX Australian Government Treasury Indexed Bonds					
23/05/2022	407.45	407.45			
	407.45	407.45			
	407.45	407.45			

Sloan Family Super Fund

Interest Reconciliation Report

For The Period 01 July 2021 - 30 June 2022

Date	Payment Amount	Gross Interest	TFN Withheld	Foreign Income	Foreign Credits
Fixed Interest Securities (Australian)					
AUSUTDI12 Australian Unity TD I12					
29/10/2021	2,986.16	2,986.16			
29/04/2022	2,969.84	2,969.84			
	5,956.00	5,956.00			
RaboDirect TD7NXN Rabo Direct TD 5yr B6H02ZJNNR0F7NXN					
02/07/2021	373.97	373.97			
02/08/2021	386.44	386.44			
	760.41	760.41			
RABOTDR5ZC Rabo TD B8G31ZJGTI0WR5ZC					
02/08/2021	293.84	293.84			
31/08/2021	258.22	258.22			
30/09/2021	267.12	267.12			
01/11/2021	284.93	284.93			
30/11/2021	258.22	258.22			
31/12/2021	276.03	276.03			
31/01/2022	276.03	276.03			
28/02/2022	249.32	249.32			
31/03/2022	276.03	276.03			
02/05/2022	284.93	284.93			
31/05/2022	258.22	258.22			
16/02/2023	10:02:32				

Sloan Family Super Fund
Interest Reconciliation Report

For The Period 01 July 2021 - 30 June 2022

Date	Payment Amount	Gross Interest	TFN Withheld	Foreign Income	Foreign Credits
30/06/2022	267.12	267.12			
	3,250.01	3,250.01			
	9,966.42	9,966.42			
TOTAL	10,639.63	10,639.63			

Tax Return Reconciliation

	Totals	Tax Return Label
Gross Interest	10,639.63	11C

28500 - Transfers In

2022 Financial Year

Preparer Desiree Yutuc

Reviewer Steven Lee

Status Completed

Account Code	Description	CY Balance	LY Balance	Change
SLOMON00005A	(Transfers In) Sloan, Monica Therese - Accumulation (Accumulation)	(\$1,951.37)		100%
TOTAL		CY Balance	LY Balance	
		(\$1,951.37)		

Supporting Documents

- General Ledger [Report](#)
- Rollover_Monica_2021-22.pdf [SLOMON00005A](#)

Standard Checklist

- Attached copies of all Transfer Statements and Rollover Benefits Statements

Sloan Family Super Fund

General Ledger

As at 30 June 2022

Transaction Date	Description	Units	Debit	Credit	Balance \$
Transfers In (28500)					
(Transfers In) Sloan, Monica Therese - Accumulation (SLOMON00005A)					
28/06/2022	Direct Credit 065381 ACSR 0000888951_2665448			1,951.37	1,951.37 CR
				1,951.37	1,951.37 CR

Total Debits: 0.00

Total Credits: 1,951.37

28 June 2022

SLOAN FAMILY SUPER FUND
19 Applegum Pl
MOUNT RIVERVIEW NSW 2774

Client ID

10006115

Account number

8731150

Dear Sir/Madam

Re: Transfer from Australian Catholic Superannuation Fund

We confirm that a payment of \$1951.37 has been made to your Fund's nominated bank account on behalf of member, Mrs Monica Therese Sloan .

Please find enclosed a Rollover Benefit Statement.

Should you require any further information, please contact the Fund Office on 1300 658 776 .

Yours sincerely



Douglas Taylor
Administration Manager

Rollover benefits statement

Section A: Receiving fund's details

1 Australian business number (ABN)

2 Name

3 Postal address

Street address

Suburb/town/locality

State/territory

Postcode

Country

4a Unique Superannuation Identifier (USI)

4b Member client identifier

Section B: Member's details

5 Tax file number (TFN)

6 Full name

Title

Family name

First given name

Other given names

7 Postal address

Street address

Suburb/town/locality

State/territory

Postcode

Country

Day / Month / Year

8 Date of birth

9 Sex

10 Daytime phone number

11 Email address

msloan19@hotmail.com

Section C: Rollover transaction details

Day / Month / Year

12 Service period start date

30/12/2020

13 Tax components

Tax-free component

\$0.00

KiwiSaver Tax-free component

\$0.00

Taxable component:

Element taxed in the fund

\$1,951.37

Element untaxed in the fund

\$0.00

TOTAL Tax Components

\$1,951.37

14 Preservation amounts

Preserved amount

\$0.00

KiwiSaver preserved amount

\$0.00

Restricted non-preserved amount

\$0.00

Unrestricted non-preserved amount

\$1,951.37

TOTAL Preservation Amounts

\$1,951.37

Section D: Non-complying funds**15 Contributions made to a non-complying fund**

on or after 10 May 2006

\$0.00

Section E: Transferring fund**16 Fund's ABN**

24680629023

17 Fund's name

The Trustee for Australian Catholic Superannuation and Retirement Fund

18 Contact name

Title Mr

Family name

Cantor

First given name

Greg

Other given names

19 Email address

ato@catholicsuper.com.au

20 Daytime phone number

02 9715 0000

Section F: Declaration

Complete the declarations that apply to you. Print your full name then sign and date declaration.

Before you sign the declaration, check that you have provided true and correct information. Penalties may be imposed for giving false or misleading information.

TRUSTEE, DIRECTOR OR AUTHORISED OFFICER DECLARATION:


Complete this declaration if you are the trustee, director or authorised officer of the superannuation fund or other provider shown in section E.

I declare that the information contained in the statement is true and correct.

Name (BLOCK LETTERS)

Mr Greg Cantor

Trustee, director or authorised officer signature



Date

Day / Month / Year

28/06/2022

OR

AUTHORISED REPRESENTATIVE DECLARATION:

Complete this declaration if you are an authorised representative of the superannuation fund or other provider shown in section E.

I declare that:

I have prepared the statement with the information supplied by the superannuation provider.

I have received a declaration made by the superannuation provider that the information provided to me for the preparation of this statement is true and correct.

I am authorised by the superannuation provider to give the information in the statement to the ATO.

Name (BLOCK LETTERS)

Authorised representative signature

Date

Day / Month / Year

28/06/2022

Tax Agent number

30100 - Accountancy Fees

2022 Financial Year

Preparer Desiree Yutuc

Reviewer Steven Lee

Status Completed

Account Code	Description	CY Balance	LY Balance	Change
30100	Accountancy Fees	\$525.00	\$1,070.00	(50.93)%
TOTAL		CY Balance	LY Balance	
		\$525.00	\$1,070.00	

Supporting Documents

- General Ledger [Report](#)
- INV-0734.pdf [30100](#)

Standard Checklist

- Attach all source documentation
- Ensure all Transactions have been entered

Sloan Family Super Fund

General Ledger

As at 30 June 2022

Transaction Date	Description	Units	Debit	Credit	Balance \$
Accountancy Fees (30100)					
<u>Accountancy Fees (30100)</u>					
12/05/2022	Transfer To Superhelp Australia Pty Ltd CommBank App Sloan Family SF Superhel...		525.00		525.00 DR
			525.00		525.00 DR

Total Debits: 525.00

Total Credits: 0.00



TAX INVOICE

Sloan Family Super

Invoice Date

9 May 2022

Invoice Number

INV-0734

ABN

60 061 126 663

SuperHelp Australia

PTY LTD

PO Box 1906

MACQUARIE

CENTRE NSW 2113

AUSTRALIA

Item	Description	Quantity	Unit Price	GST	Amount AUD
EOY	SMSF Annual Administration	1.00	1,100.00	10%	1,100.00
ADD INV	Additional Investments	9.00	25.00	10%	225.00
PENSIO NADMIN	Pension Administration	2.00	150.00	10%	300.00
DEPO	Deposit	1.00	(550.00)	10%	(550.00)
INCLUDES GST 10%					97.72
TOTAL AUD					1,075.00
Less Amount Paid					1,075.00
AMOUNT DUE AUD					0.00

Due Date: 23 May 2022

Please pay the balance of our fees by direct credit into our bank account.

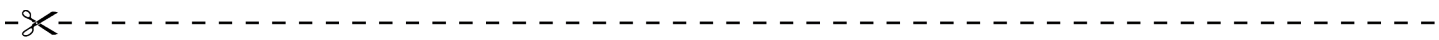
OUR BANK DETAILS (Use your name or your SMSF name as the reference):

Account Name: Superhelp Australia Pty Ltd

Bank: Commonwealth Bank

BSB: 06 2099

Account Number: 1041 7929



PAYMENT ADVICE

To: SuperHelp Australia PTY LTD
PO Box 1906
MACQUARIE CENTRE NSW 2113
AUSTRALIA

Customer Sloan Family Super
Invoice Number INV-0734

Amount Due **0.00**
Due Date 23 May 2022

Amount Enclosed

Enter the amount you are paying above

30400 - ATO Supervisory Levy

2022 Financial Year

Preparer Desiree Yutuc

Reviewer Steven Lee

Status Completed

Account Code	Description	CY Balance	LY Balance	Change
30400	ATO Supervisory Levy	\$259.00	\$259.00	0%
TOTAL		CY Balance	LY Balance	
		\$259.00	\$259.00	

Supporting Documents

- General Ledger [Report](#)

Standard Checklist

- Attach all source documentation
- Ensure all Transactions have been entered

Sloan Family Super Fund

General Ledger

As at 30 June 2022

Transaction Date	Description	Units	Debit	Credit	Balance \$
ATO Supervisory Levy (30400)					
<u>ATO Supervisory Levy (30400)</u>					
18/05/2022	Direct Credit 012721 ATO ATO007000015974076		259.00		259.00 DR
			259.00		259.00 DR

Total Debits: 259.00

Total Credits: 0.00

30700 - Auditor's Remuneration

2022 Financial Year

Preparer Desiree Yutuc

Reviewer Steven Lee

Status Completed

Account Code	Description	CY Balance	LY Balance	Change
30700	Auditor's Remuneration	\$550.00	\$450.00	22.22%
TOTAL		CY Balance	LY Balance	
		\$550.00	\$450.00	

Supporting Documents

- General Ledger [Report](#)
- YML Invoice INV-14607.pdf

Standard Checklist

- Attach all source documentation
- Ensure all Transactions have been entered

Sloan Family Super Fund General Ledger

As at 30 June 2022

Transaction Date	Description	Units	Debit	Credit	Balance \$
Auditor's Remuneration (30700)					
Auditor's Remuneration (30700)					
12/05/2022	Transfer To Superhelp Australia Pty Ltd CommBank App Sloan Family SF Superhel...		550.00		550.00 DR
			550.00		550.00 DR

Total Debits: 550.00

Total Credits: 0.00



TAX INVOICE

Sloan Family Super Fund

Invoice Date
13 May 2022

Invoice Number
INV-14607

ABN
81 523 295 035

YML Super Solutions
PO Box 800
BONDI JUNCTION
NSW 1355
Ph (02) 8383 4440
www.ymlgroup.com.au

Description	GST	Amount AUD
Professional charges for Audit Service for the Financial Year ended 30 June 2021.	10%	500.00
	Subtotal	500.00
	TOTAL GST 10%	50.00
	TOTAL AUD	550.00

Due Date: 20 May 2022

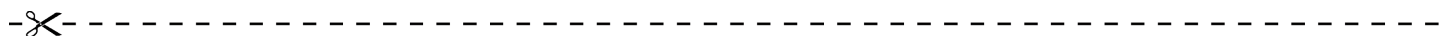
ACCTPRO Financial Services P/L trading as YML Super Solutions

Account Name: ACCTPRO Financial Services P/L

BSB: 082-140

Account Number: 772982366

Please include the Invoice Number as the Reference



PAYMENT ADVICE

To: YML Super Solutions
PO Box 800
BONDI JUNCTION
NSW 1355
Ph (02) 8383 4440
www.ymlgroup.com.au

Customer Sloan Family Super Fund
Invoice Number INV-14607

Amount Due 550.00
Due Date 20 May 2022

Amount Enclosed

Enter the amount you are paying above

37500 - Investment Expenses

2022 Financial Year

Preparer Desiree Yutuc

Reviewer Steven Lee

Status Completed

Account Code	Description	CY Balance	LY Balance	Change
SHSAHPIDBAL	Hostplus Indexed Balanced	\$125.29	\$165.00	(24.07)%
SHSAHPSMAIF	Hostplus Australian Infrastructure	\$39.71		100%
TOTAL		CY Balance	LY Balance	
		\$165.00	\$165.00	

Supporting Documents

- General Ledger [Report](#)

Standard Checklist

- Attach all source documentation
- Ensure all Transactions have been entered

Sloan Family Super Fund General Ledger

As at 30 June 2022

Transaction Date	Description	Units	Debit	Credit	Balance \$
Investment Expenses (37500)					
<u>Hostplus Indexed Balanced (SHSAHPIDBAL)</u>					
01/07/2021	Administration Fee		13.75		13.75 DR
02/08/2021	Administration Fee		13.75		27.50 DR
01/09/2021	Administration Fee		13.75		41.25 DR
01/10/2021	Administration Fee		0.52		41.77 DR
01/11/2021	Administration Fee		0.51		42.28 DR
01/12/2021	Administration Fee		0.51		42.79 DR
04/01/2022	Administration Fee		13.75		56.54 DR
01/02/2022	Administration Fee		13.75		70.29 DR
01/03/2022	Administration Fee		13.75		84.04 DR
01/04/2022	Administration Fee		13.75		97.79 DR
02/05/2022	Administration Fee		13.75		111.54 DR
01/06/2022	Administration Fee		13.75		125.29 DR
			125.29		125.29 DR
<u>Hostplus Australian Infrastructure (SHSAHPSMAIF)</u>					
01/10/2021	Administration Fee		13.23		13.23 DR
01/11/2021	Administration Fee		13.24		26.47 DR
01/12/2021	Administration Fee		13.24		39.71 DR
			39.71		39.71 DR
Total Debits:	165.00				
Total Credits:	0.00				

41600 - Pensions Paid

2022 Financial Year

Preparer Desiree Yutuc

Reviewer Steven Lee

Status Completed

Account Code	Description	CY Balance	LY Balance	Change
SLOMIC00002P	(Pensions Paid) Sloan, Michael - Pension (Pension)	\$16,970.00	\$16,500.00	2.85%
SLOMON00001P	(Pensions Paid) Sloan, Monica Therese - Pension (Pension)	\$990.00	\$1,370.00	(27.74)%
SLOMON00003P	(Pensions Paid) Sloan, Monica Therese - Pension (Pension)	\$1,610.00	\$1,520.00	5.92%
SLOMON00004P	(Pensions Paid) Sloan, Monica Therese - Pension (Pension)	\$15,490.00	\$14,610.00	6.02%
TOTAL		CY Balance	LY Balance	
		\$35,060.00	\$34,000.00	

Supporting Documents

- Pension Summary Report [Report](#)
- Pension_Calc.pdf

Standard Checklist

- Attach copy of Pension Summary Report
- Ensure Member(s) have been advised of pension for coming year
- Ensure Minimum Pension has been paid for each account

Sloan Family Super Fund

Pension Summary

As at 30 June 2022

Member Name : Sloan, Michael

Member Age : 67* (Date of Birth : Provided)

Member Code	Pension Type	Pension Start Date	Tax Free	Min / PF	Minimum	Maximum	Gross Pension Payments	PAYG	Net Pension Payment	Amount to reach Minimum
SLOMIC00001P	Account Based Pension	20/08/2011 <i>End: 01/07/2021</i>	20.84%	2.50%	\$0.00	N/A	\$0.00	\$0.00	\$0.00	NIL

SLOMIC00002P	Account Based Pension	25/03/2016	100.00%	2.50%	\$16,970.00*	N/A	\$16,970.00	\$0.00	\$16,970.00	\$0.00
--------------	-----------------------	------------	---------	-------	--------------	-----	-------------	--------	-------------	--------

*COVID-19 50% reduction has been applied to the minimum pension amount.

					\$16,970.00	\$0.00	\$16,970.00	\$0.00	\$16,970.00	\$0.00
--	--	--	--	--	--------------------	---------------	--------------------	---------------	--------------------	---------------

Member Name : Sloan, Monica Therese

Member Age : 66* (Date of Birth : Provided)

Member Code	Pension Type	Pension Start Date	Tax Free	Min / PF	Minimum	Maximum	Gross Pension Payments	PAYG	Net Pension Payment	Amount to reach Minimum
SLOMON00001P	Account Based Pension	01/07/2014	3.17%	2.50%	\$990.00*	N/A	\$990.00	\$0.00	\$990.00	\$0.00

*COVID-19 50% reduction has been applied to the minimum pension amount.

SLOMON00003P	Account Based Pension	16/02/2016	100.00%	2.50%	\$1,610.00*	N/A	\$1,610.00	\$0.00	\$1,610.00	\$0.00
--------------	-----------------------	------------	---------	-------	-------------	-----	------------	--------	------------	--------

*COVID-19 50% reduction has been applied to the minimum pension amount.

SLOMON00004P	Account Based Pension	25/03/2016	100.00%	2.50%	\$15,490.00*	N/A	\$15,490.00	\$0.00	\$15,490.00	\$0.00
--------------	-----------------------	------------	---------	-------	--------------	-----	-------------	--------	-------------	--------

*COVID-19 50% reduction has been applied to the minimum pension amount.

Sloan Family Super Fund
Pension Summary

As at 30 June 2022

SLOMON 00006P	Account Based Pension	11/08/2016 <i>End: 01/07/2021</i>	0.00%	2.50%	\$0.00	N/A	\$0.00	\$0.00	\$0.00	NIL
------------------	-----------------------------	--	-------	-------	--------	-----	--------	--------	--------	-----

					\$18,090.00	\$0.00	\$18,090.00	\$0.00	\$18,090.00	\$0.00
--	--	--	--	--	--------------------	---------------	--------------------	---------------	--------------------	---------------

Total :

					\$35,060.00	\$0.00	\$35,060.00	\$0.00	\$35,060.00	\$0.00
--	--	--	--	--	--------------------	---------------	--------------------	---------------	--------------------	---------------

*Age as at 01/07/2021 or pension start date for new pensions.



SuperHelp Australia Pty Ltd

ABN 60 061 126 663

P O Box 454

Burwood, NSW 1805

Phone: 1 300 736 453

Fax: (02) 8456 5904

Website: www.superhelp.com.au

Date: 16 February 2023

Dear Sir/Madam,

**Re: Pension Requirements for Pension Member(s) for
Sloan Family Super Fund**

Please find attached your pension requirement(s) for the 2022-2023 financial year.

Please ensure that the pension for the 2022-2023 income year fits within these Minimum and Maximum levels. Please note that any pensions that would have been commenced during the 2022-2023 income year are not included in the calculations.

Sincerely Yours,

Superhelp Australia Pty Ltd

Sloan Family Super Fund
Yearly Projected Pension Calculation Report

As at 01 July 2022

Member Name	Member Code	Pension Type	Pension Start/ Conversion Date	Age (as at 01/07/2022)	Opening Balance	Minimum Amount *	Maximum Amount	Tax Free %	Min Tax Free Payments	Min Taxable Payments
Sloan, Michael	SLOMIC00002P	Account Based Pension	25/03/2016	68	712,881.16	17,820.00	N/A	100.00	17,820.00	0.00
					712,881.16	17,820.00			17,820.00	0.00
Sloan, Monica Therese	SLOMON00001P	Account Based Pension	01/07/2014	67	41,490.53	1,040.00	N/A	3.17	32.97	1,007.03
Sloan, Monica Therese	SLOMON00003P	Account Based Pension	16/02/2016	67	67,772.13	1,690.00	N/A	100.00	1,690.00	0.00
Sloan, Monica Therese	SLOMON00004P	Account Based Pension	25/03/2016	67	650,628.51	16,270.00	N/A	100.00	16,270.00	0.00
					759,891.17	19,000.00			17,992.97	1,007.03
					1,472,772.33	36,820.00			35,812.97	1,007.03

* COVID-19 50% reduction has been applied to the minimum pension amount

48500 - Income Tax Expense

2022 Financial Year

Preparer Desiree Yutuc

Reviewer Steven Lee

Status Completed

Account Code	Description	CY Balance	LY Balance	Change
48500	Income Tax Expense	(\$4,852.16)	(\$3,512.04)	38.16%
TOTAL		CY Balance	LY Balance	
		(\$4,852.16)	(\$3,512.04)	

Supporting Documents

No supporting documents

49000 - Profit/Loss Allocation Account

2022 Financial Year

Preparer Desiree Yutuc

Reviewer Steven Lee

Status Completed

Account Code	Description	CY Balance	LY Balance	Change
49000	Profit/Loss Allocation Account	\$72,094.43	\$79,267.25	(9.05)%
TOTAL		CY Balance	LY Balance	
		\$72,094.43	\$79,267.25	

Supporting Documents

No supporting documents

50000 - Members

2022 Financial Year

Preparer Desiree Yutuc

Reviewer Steven Lee

Status Completed

Account Code	Description	Opening Balance	Contribution Income	Earnings	Member Payments	Tax & Fees	Closing Balance	Change
SLOMIC00002P	Sloan, Michael - Pension (Pension)	(\$678,932.88)		(\$50,918.28)	\$16,970.00		(\$712,881.16)	5%
SLOMON00001P	Sloan, Monica Therese - Pension (Pension)	(\$39,513.80)		(\$2,966.73)	\$990.00		(\$41,490.53)	5%
SLOMON00003P	Sloan, Monica Therese - Pension (Pension)	(\$64,542.79)		(\$4,839.34)	\$1,610.00		(\$67,772.13)	5%
SLOMON00004P	Sloan, Monica Therese - Pension (Pension)	(\$619,639.80)		(\$46,478.71)	\$15,490.00		(\$650,628.51)	5%
SLOMON00005A	Sloan, Monica Therese - Accumulation (Accumulation)		(\$1,951.37)				(\$1,951.37)	
TOTAL		Opening Balance	Contribution Income	Earnings	Member Payments	Tax & Fees	Closing Balance	
		(\$1,402,629.27)	(\$1,951.37)	(\$105,203.06)	\$35,060.00		(\$1,474,723.70)	

Supporting Documents

- Members Summary [Report](#)
- Members Statements [Report](#)

Standard Checklist

- Attach copies of Members Statements

Sloan Family Super Fund

Members Statement

Michael Sloan
 19 Applegum Place
 Mount Riverview, New South Wales, 2774, Australia

Your Details

Date of Birth : Provided
 Age: 68
 Tax File Number: Provided
 Date Joined Fund: 14/10/2009
 Service Period Start Date: 14/10/2009
 Date Left Fund: 01/07/2021
 Member Code: SLOMIC00001P
 Account Start Date: 20/08/2011
 Account Phase: Retirement Phase
 Account Description: Pension

Nominated Beneficiaries: Monica Therese Sloan
 Nomination Type: N/A
 Vested Benefits:
 Total Death Benefit: 0.00
 Current Salary: 0.00
 Previous Salary: 0.00
 Disability Benefit: 0.00

Your Balance

Total Benefits

Preservation Components

Preserved (945.02)
 Unrestricted Non Preserved 945.02
 Restricted Non Preserved

Tax Components

Tax Free (20.84%) (9,422.76)
 Taxable 9,422.76

Your Detailed Account Summary

This Year

Opening balance at 01/07/2021

Increases to Member account during the period

Employer Contributions
 Personal Contributions (Concessional)
 Personal Contributions (Non Concessional)
 Government Co-Contributions
 Other Contributions
 Proceeds of Insurance Policies
 Transfers In
 Net Earnings
 Internal Transfer In

Decreases to Member account during the period

Pensions Paid
 Contributions Tax
 Income Tax
 No TFN Excess Contributions Tax
 Excess Contributions Tax
 Refund Excess Contributions
 Division 293 Tax
 Insurance Policy Premiums Paid
 Management Fees
 Member Expenses
 Benefits Paid/Transfers Out
 Superannuation Surcharge Tax
 Internal Transfer Out

Closing balance at 30/06/2022 0.00

Sloan Family Super Fund
Members Statement

Trustee's Disclaimer

This statement has been prepared by the Trustee for the member whose name appears at the top of this statement. Every effort has been made by the Trustee to ensure the accuracy and completeness of this Statement. The Trustee does not accept any liability for any error, omission or misprint. All amounts shown in relation to benefits do not take into account any amounts which may be withheld to satisfy the requirements imposed by the Income Tax Assessment Act 1936.

Signed by all the trustees of the fund

Michael Sloan
Trustee

Monica Therese Sloan
Trustee

Sloan Family Super Fund

Members Statement

Michael Sloan
 19 Applegum Place
 Mount Riverview, New South Wales, 2774, Australia

Your Details

		Nominated Beneficiaries:	Monica Therese Sloan
Date of Birth :	Provided	Nomination Type:	N/A
Age:	68	Vested Benefits:	712,881.16
Tax File Number:	Provided	Total Death Benefit:	712,881.16
Date Joined Fund:	14/10/2009	Current Salary:	0.00
Service Period Start Date:		Previous Salary:	0.00
Date Left Fund:		Disability Benefit:	0.00
Member Code:	SLOMIC00002P		
Account Start Date:	25/03/2016		
Account Phase:	Retirement Phase		
Account Description:	Pension		

Your Balance

Total Benefits	712,881.16
<u>Preservation Components</u>	
Preserved	
Unrestricted Non Preserved	712,881.16
Restricted Non Preserved	
<u>Tax Components</u>	
Tax Free (100.00%)	712,881.16
Taxable	

Your Detailed Account Summary

	This Year
Opening balance at 01/07/2021	678,932.88
<u>Increases to Member account during the period</u>	
Employer Contributions	
Personal Contributions (Concessional)	
Personal Contributions (Non Concessional)	
Government Co-Contributions	
Other Contributions	
Proceeds of Insurance Policies	
Transfers In	
Net Earnings	50,918.28
Internal Transfer In	
<u>Decreases to Member account during the period</u>	
Pensions Paid	16,970.00
Contributions Tax	
Income Tax	
No TFN Excess Contributions Tax	
Excess Contributions Tax	
Refund Excess Contributions	
Division 293 Tax	
Insurance Policy Premiums Paid	
Management Fees	
Member Expenses	
Benefits Paid/Transfers Out	
Superannuation Surcharge Tax	
Internal Transfer Out	
Closing balance at 30/06/2022	712,881.16

Sloan Family Super Fund
Members Statement

Trustee's Disclaimer

This statement has been prepared by the Trustee for the member whose name appears at the top of this statement. Every effort has been made by the Trustee to ensure the accuracy and completeness of this Statement. The Trustee does not accept any liability for any error, omission or misprint. All amounts shown in relation to benefits do not take into account any amounts which may be withheld to satisfy the requirements imposed by the Income Tax Assessment Act 1936.

Signed by all the trustees of the fund

Michael Sloan
Trustee

Monica Therese Sloan
Trustee

Sloan Family Super Fund

Members Statement

Michael Sloan
 19 Applegum Place
 Mount Riverview, New South Wales, 2774, Australia

Your Details

Date of Birth : Provided
 Age: 68
 Tax File Number: Provided
 Date Joined Fund: 14/10/2009
 Service Period Start Date:
 Date Left Fund:
 Member Code: SLOMIC00003A
 Account Start Date: 14/10/2009
 Account Phase: Accumulation Phase
 Account Description: Accumulation

Nominated Beneficiaries: N/A
 Nomination Type: N/A
 Vested Benefits:

Your Balance

Total Benefits

Preservation Components

Preserved
 Unrestricted Non Preserved
 Restricted Non Preserved

Tax Components

Tax Free
 Taxable

Your Detailed Account Summary

This Year

Opening balance at 01/07/2021

Increases to Member account during the period

Employer Contributions
 Personal Contributions (Concessional)
 Personal Contributions (Non Concessional)
 Government Co-Contributions
 Other Contributions
 Proceeds of Insurance Policies
 Transfers In
 Net Earnings
 Internal Transfer In

Decreases to Member account during the period

Pensions Paid
 Contributions Tax
 Income Tax
 No TFN Excess Contributions Tax
 Excess Contributions Tax
 Refund Excess Contributions
 Division 293 Tax
 Insurance Policy Premiums Paid
 Management Fees
 Member Expenses
 Benefits Paid/Transfers Out
 Superannuation Surcharge Tax
 Internal Transfer Out

Closing balance at 30/06/2022

0.00

Sloan Family Super Fund
Members Statement

Trustee's Disclaimer

This statement has been prepared by the Trustee for the member whose name appears at the top of this statement. Every effort has been made by the Trustee to ensure the accuracy and completeness of this Statement. The Trustee does not accept any liability for any error, omission or misprint. All amounts shown in relation to benefits do not take into account any amounts which may be withheld to satisfy the requirements imposed by the Income Tax Assessment Act 1936.

Signed by all the trustees of the fund

Michael Sloan
Trustee

Monica Therese Sloan
Trustee

Sloan Family Super Fund

Members Statement

Monica Therese Sloan
 19 Applegum Place
 Mount Riverview, New South Wales, 2774, Australia

Your Details

Date of Birth :		Provided	Nominated Beneficiaries:	Michael Sloan
Age:		67	Nomination Type:	N/A
Tax File Number:		Provided	Vested Benefits:	41,490.53
Date Joined Fund:		14/10/2009	Total Death Benefit:	41,490.53
Service Period Start Date:		14/10/2009	Current Salary:	0.00
Date Left Fund:			Previous Salary:	0.00
Member Code:		SLOMON00001P	Disability Benefit:	0.00
Account Start Date:		01/07/2014		
Account Phase:		Retirement Phase		
Account Description:		Pension		

Your Balance

Total Benefits	41,490.53
<u>Preservation Components</u>	
Preserved	
Unrestricted Non Preserved	41,490.53
Restricted Non Preserved	
<u>Tax Components</u>	
Tax Free (3.17%)	1,548.19
Taxable	39,942.34

Your Detailed Account Summary

	This Year
Opening balance at 01/07/2021	39,513.80
<u>Increases to Member account during the period</u>	
Employer Contributions	
Personal Contributions (Concessional)	
Personal Contributions (Non Concessional)	
Government Co-Contributions	
Other Contributions	
Proceeds of Insurance Policies	
Transfers In	
Net Earnings	2,966.73
Internal Transfer In	
<u>Decreases to Member account during the period</u>	
Pensions Paid	990.00
Contributions Tax	
Income Tax	
No TFN Excess Contributions Tax	
Excess Contributions Tax	
Refund Excess Contributions	
Division 293 Tax	
Insurance Policy Premiums Paid	
Management Fees	
Member Expenses	
Benefits Paid/Transfers Out	
Superannuation Surcharge Tax	
Internal Transfer Out	
Closing balance at 30/06/2022	41,490.53

Sloan Family Super Fund
Members Statement

Trustee's Disclaimer

This statement has been prepared by the Trustee for the member whose name appears at the top of this statement. Every effort has been made by the Trustee to ensure the accuracy and completeness of this Statement. The Trustee does not accept any liability for any error, omission or misprint. All amounts shown in relation to benefits do not take into account any amounts which may be withheld to satisfy the requirements imposed by the Income Tax Assessment Act 1936.

Signed by all the trustees of the fund

Michael Sloan
Trustee

Monica Therese Sloan
Trustee

Sloan Family Super Fund

Members Statement

Monica Therese Sloan
 19 Applegum Place
 Mount Riverview, New South Wales, 2774, Australia

Your Details

		Nominated Beneficiaries:	Michael Sloan
Date of Birth :	Provided	Nomination Type:	N/A
Age:	67	Vested Benefits:	67,772.13
Tax File Number:	Provided	Total Death Benefit:	67,772.13
Date Joined Fund:	14/10/2009	Current Salary:	0.00
Service Period Start Date:		Previous Salary:	0.00
Date Left Fund:		Disability Benefit:	0.00
Member Code:	SLOMON00003P		
Account Start Date:	16/02/2016		
Account Phase:	Retirement Phase		
Account Description:	Pension		

Your Balance

Total Benefits	67,772.13
<u>Preservation Components</u>	
Preserved	
Unrestricted Non Preserved	67,772.13
Restricted Non Preserved	
<u>Tax Components</u>	
Tax Free (100.00%)	67,772.13
Taxable	

Your Detailed Account Summary

	This Year
Opening balance at 01/07/2021	64,542.79
<u>Increases to Member account during the period</u>	
Employer Contributions	
Personal Contributions (Concessional)	
Personal Contributions (Non Concessional)	
Government Co-Contributions	
Other Contributions	
Proceeds of Insurance Policies	
Transfers In	
Net Earnings	4,839.34
Internal Transfer In	
<u>Decreases to Member account during the period</u>	
Pensions Paid	1,610.00
Contributions Tax	
Income Tax	
No TFN Excess Contributions Tax	
Excess Contributions Tax	
Refund Excess Contributions	
Division 293 Tax	
Insurance Policy Premiums Paid	
Management Fees	
Member Expenses	
Benefits Paid/Transfers Out	
Superannuation Surcharge Tax	
Internal Transfer Out	
Closing balance at 30/06/2022	67,772.13

Sloan Family Super Fund
Members Statement

Trustee's Disclaimer

This statement has been prepared by the Trustee for the member whose name appears at the top of this statement. Every effort has been made by the Trustee to ensure the accuracy and completeness of this Statement. The Trustee does not accept any liability for any error, omission or misprint. All amounts shown in relation to benefits do not take into account any amounts which may be withheld to satisfy the requirements imposed by the Income Tax Assessment Act 1936.

Signed by all the trustees of the fund

Michael Sloan
Trustee

Monica Therese Sloan
Trustee

Sloan Family Super Fund

Members Statement

Monica Therese Sloan
 19 Applegum Place
 Mount Riverview, New South Wales, 2774, Australia

Your Details

		Nominated Beneficiaries:	Michael Sloan
Date of Birth :	Provided	Nomination Type:	N/A
Age:	67	Vested Benefits:	650,628.51
Tax File Number:	Provided	Total Death Benefit:	650,628.51
Date Joined Fund:	14/10/2009	Current Salary:	0.00
Service Period Start Date:		Previous Salary:	0.00
Date Left Fund:		Disability Benefit:	0.00
Member Code:	SLOMON00004P		
Account Start Date:	25/03/2016		
Account Phase:	Retirement Phase		
Account Description:	Pension		

Your Balance

Total Benefits	650,628.51
<u>Preservation Components</u>	
Preserved	
Unrestricted Non Preserved	650,628.51
Restricted Non Preserved	
<u>Tax Components</u>	
Tax Free (100.00%)	650,628.51
Taxable	

Your Detailed Account Summary

	This Year
Opening balance at 01/07/2021	619,639.80
<u>Increases to Member account during the period</u>	
Employer Contributions	
Personal Contributions (Concessional)	
Personal Contributions (Non Concessional)	
Government Co-Contributions	
Other Contributions	
Proceeds of Insurance Policies	
Transfers In	
Net Earnings	46,478.71
Internal Transfer In	
<u>Decreases to Member account during the period</u>	
Pensions Paid	15,490.00
Contributions Tax	
Income Tax	
No TFN Excess Contributions Tax	
Excess Contributions Tax	
Refund Excess Contributions	
Division 293 Tax	
Insurance Policy Premiums Paid	
Management Fees	
Member Expenses	
Benefits Paid/Transfers Out	
Superannuation Surcharge Tax	
Internal Transfer Out	
Closing balance at 30/06/2022	650,628.51

Sloan Family Super Fund
Members Statement

Trustee's Disclaimer

This statement has been prepared by the Trustee for the member whose name appears at the top of this statement. Every effort has been made by the Trustee to ensure the accuracy and completeness of this Statement. The Trustee does not accept any liability for any error, omission or misprint. All amounts shown in relation to benefits do not take into account any amounts which may be withheld to satisfy the requirements imposed by the Income Tax Assessment Act 1936.

Signed by all the trustees of the fund

Michael Sloan
Trustee

Monica Therese Sloan
Trustee

Sloan Family Super Fund

Members Statement

Monica Therese Sloan
 19 Applegum Place
 Mount Riverview, New South Wales, 2774, Australia

Your Details

Date of Birth :	Provided	Nominated Beneficiaries:	N/A
Age:	67	Nomination Type:	N/A
Tax File Number:	Provided	Vested Benefits:	1,951.37
Date Joined Fund:	14/10/2009		
Service Period Start Date:			
Date Left Fund:			
Member Code:	SLOMON00005A		
Account Start Date:	14/10/2009		
Account Phase:	Accumulation Phase		
Account Description:	Accumulation		

Your Balance

Total Benefits	1,951.37
<u>Preservation Components</u>	
Preserved	
Unrestricted Non Preserved	1,951.37
Restricted Non Preserved	
<u>Tax Components</u>	
Tax Free	375.55
Taxable	1,575.82

Your Detailed Account Summary

	This Year
Opening balance at 01/07/2021	
<u>Increases to Member account during the period</u>	
Employer Contributions	
Personal Contributions (Concessional)	
Personal Contributions (Non Concessional)	
Government Co-Contributions	
Other Contributions	
Proceeds of Insurance Policies	
Transfers In	1,951.37
Net Earnings	
Internal Transfer In	
<u>Decreases to Member account during the period</u>	
Pensions Paid	
Contributions Tax	
Income Tax	
No TFN Excess Contributions Tax	
Excess Contributions Tax	
Refund Excess Contributions	
Division 293 Tax	
Insurance Policy Premiums Paid	
Management Fees	
Member Expenses	
Benefits Paid/Transfers Out	
Superannuation Surcharge Tax	
Internal Transfer Out	
Closing balance at 30/06/2022	1,951.37

Sloan Family Super Fund
Members Statement

Trustee's Disclaimer

This statement has been prepared by the Trustee for the member whose name appears at the top of this statement. Every effort has been made by the Trustee to ensure the accuracy and completeness of this Statement. The Trustee does not accept any liability for any error, omission or misprint. All amounts shown in relation to benefits do not take into account any amounts which may be withheld to satisfy the requirements imposed by the Income Tax Assessment Act 1936.

Signed by all the trustees of the fund

Michael Sloan
Trustee

Monica Therese Sloan
Trustee

Sloan Family Super Fund

Members Statement

Monica Therese Sloan
 19 Applegum Place
 Mount Riverview, New South Wales, 2774, Australia

Your Details		Nominated Beneficiaries:	Michael Sloan
Date of Birth :	Provided	Nomination Type:	N/A
Age:	67	Vested Benefits:	
Tax File Number:	Provided		
Date Joined Fund:	14/10/2009		
Service Period Start Date:			
Date Left Fund:	01/07/2021		
Member Code:	SLOMON00006P		
Account Start Date:	11/08/2016		
Account Phase:	Retirement Phase		
Account Description:	Account Based Pension 5		

Your Balance

Total Benefits

Preservation Components

Preserved
 Unrestricted Non Preserved
 Restricted Non Preserved

Tax Components

Tax Free (0.00%) 0.20
 Taxable (0.20)

Your Detailed Account Summary

This Year

Opening balance at 01/07/2021	
<u>Increases to Member account during the period</u>	
Employer Contributions	
Personal Contributions (Concessional)	
Personal Contributions (Non Concessional)	
Government Co-Contributions	
Other Contributions	
Proceeds of Insurance Policies	
Transfers In	
Net Earnings	
Internal Transfer In	
<u>Decreases to Member account during the period</u>	
Pensions Paid	
Contributions Tax	
Income Tax	
No TFN Excess Contributions Tax	
Excess Contributions Tax	
Refund Excess Contributions	
Division 293 Tax	
Insurance Policy Premiums Paid	
Management Fees	
Member Expenses	
Benefits Paid/Transfers Out	
Superannuation Surcharge Tax	
Internal Transfer Out	
Closing balance at 30/06/2022	0.00

Sloan Family Super Fund
Members Statement

Trustee's Disclaimer

This statement has been prepared by the Trustee for the member whose name appears at the top of this statement. Every effort has been made by the Trustee to ensure the accuracy and completeness of this Statement. The Trustee does not accept any liability for any error, omission or misprint. All amounts shown in relation to benefits do not take into account any amounts which may be withheld to satisfy the requirements imposed by the Income Tax Assessment Act 1936.

Signed by all the trustees of the fund

Michael Sloan
Trustee

Monica Therese Sloan
Trustee

Sloan Family Super Fund

Members Summary Report

As at 30 June 2022

Opening Balance	Increases				Decreases					Closing Balance	
	Contributions	Transfers In	Net Earnings	Insurance Proceeds	Pensions Paid	Contributions Tax	Taxes Paid	Benefits Paid/ Transfers Out	Insurance Premiums		Member Expenses
SLOMON00006P - Account Based Pension 5 - Tax Free: 0.00%											
723,696.39		1,951.37	54,284.78		18,090.00						761,842.54
1,402,629.27		1,951.37	105,203.06		35,060.00						1,474,723.70

60400 - Bank Accounts

2022 Financial Year

Preparer Desiree Yutuc

Reviewer Steven Lee

Status Completed

Account Code	Description	CY Balance	LY Balance	Change
CBA12549337	CBA Direct Investment Account 12549337	\$193,015.22	\$56,949.06	238.93%
CRU83738S50	Australian Unity Cash Management Account S50	\$6,138.07	\$173.99	3427.83%
PIB003092400	Rabobank HISA 0030924-00	\$22,271.99	\$8,159.15	172.97%
UBANK353563511	UBank USaver SMSF 35-356-3511	\$167.17	\$80,135.68	(99.79)%
TOTAL		CY Balance	LY Balance	
		\$221,592.45	\$145,417.88	

Supporting Documents

- Bank Statement Report [Report](#)
- 2022_CDIA 337.pdf [CBA12549337](#)
- Statement_Australian_Unity_Cash_Account_2021-22 upload.pdf [CRU83738S50](#)
- Bank_stats_RaboBank_400.pdf [PIB003092400](#)
- Bank_stats_UBank_511.pdf [UBANK353563511](#)

Standard Checklist

- Attach Copies of Bank Statements
- Attach copy of Bank Statement Report
- Ensure all Balances match Statement Balances at June 30
- Ensure all Transactions have been entered

Sloan Family Super Fund Bank Statement Report

For The Period 01 July 2021 to 30 June 2022

Chart Code: 60400 / CBA12549337
Account Name: CBA Direct Investment Account 12549337
BSB and Account Number: 067167 12549337

Opening Balance	-	Total Debits	+	Total Credits	=	Closing Balance	Data Feed Used
\$ 56,949.06		\$ 647,134.17		\$ 783,200.33		\$ 193,015.22	

Date	Description	Debit \$	Credit \$	Ledger Balance \$	Statement Balance \$	Variance \$
01/07/2021	Opening Balance			56,949.06		
01/07/2021	Credit Interest		1.43	56,950.49		
16/07/2021	Direct Credit 351572 Cen8CentrAvFund2 0200140960		100.18	57,050.67		
16/07/2021	Direct Credit 351572 Centuria ATPFund 0200140960		482.90	57,533.57		
19/07/2021	Direct Credit 255730 CHFDIF3 DIST 0009743103		1,619.94	59,153.51		
19/07/2021	Direct Credit 255730 DIF4 Dist 0009743103 [Amount Receivable]		1,690.69	60,844.20		
01/08/2021	Credit Interest		2.49	60,846.69		
09/08/2021	Direct Credit 255730 KM THE STABLES 0010811872		568.44	61,415.13		
09/08/2021	Funds Transfer to SFSF CBA Commsec Xfer ubank commsec Fast Payment [Transfer From Michael Sloan CREDIT TO ACCOUNT]		40,000.00	101,415.13		
10/08/2021	Direct Credit 351572 Cen8CentrAvFund2 0200140960		106.16	101,521.29		
10/08/2021	Direct Credit 351572 Centuria ATPFund 0200140960		503.20	102,024.49		
25/08/2021	Direct Credit 458106 CHALLENGER LTD AUG21/00800934 [System Matched Income Data]		499.38	102,523.87		
01/09/2021	Credit Interest		3.89	102,527.76		
06/09/2021	Sloan Family Super Fund / Xfer rabo commsec BSB 067167 A/C 12549337 [Direct Credit 319181 Sloan Family Sup Xfer rabo commsec]		30,000.00	132,527.76		
06/09/2021	Funds Transfer to SFSF CBA Commsec Xfer ubank commsec Fast Payment [Transfer From Michael Sloan CREDIT TO ACCOUNT]		40,000.00	172,527.76		

Sloan Family Super Fund

Bank Statement Report

For The Period 01 July 2021 to 30 June 2022

Date	Description	Debit \$	Credit \$	Ledger Balance \$	Statement Balance \$	Variance \$
07/09/2021	Host Plus Pty Ltd NetBank BPAY 266684 9846785020 xfer cba hostplus [Host Plus Pty Ltd NetBank BPAY 266684 9846785020 xfer cba hostplus]	100,000.00		72,527.76		
07/09/2021	Host Plus Pty Ltd NetBank BPAY 266684 9846785020 xfer cba hostplus [Host Plus Pty Ltd NetBank BPAY 266684 9846785020 xfer cba hostplus]	70,000.00		2,527.76		
10/09/2021	Direct Credit 351572 Cen8CentrAvFund2 0200140960		106.16	2,633.92		
10/09/2021	Direct Credit 351572 Centuria ATPFund 0200140960		503.20	3,137.12		
15/09/2021	Direct Credit 255730 SPARK INFRASTRUC S00031568153 [System Matched Income Data]		1,159.38	4,296.50		
15/09/2021	Direct Credit 609644 PERLS XII DST 001267179653 [System Matched Income Data]		332.43	4,628.93		
17/09/2021	Direct Credit 497600 NABPF SEP DIS PF221/00805702 [System Matched Income Data]		354.50	4,983.43		
22/09/2021	Direct Credit 522464 WBCPH DST SEP 001267725969 [System Matched Income Data]		347.09	5,330.52		
23/09/2021	Direct Credit 088147 TLS FNL DIV 001264085905 [System Matched Income Data]		1,538.40	6,868.92		
27/09/2021	Sloan Family Super Fund / Xfer rabo commsec BSB 067167 A/C 12549337 [Direct Credit 319181 Sloan Family Sup Xfer rabo commsec]		100,000.00	106,868.92		
01/10/2021	Credit Interest		1.39	106,870.31		
04/10/2021	Direct Debit 062934 COMMSEC SECURITI COMMSEC	50,640.70		56,229.61		
11/10/2021	Direct Credit 351572 Cen8CentrAvFund2 0200140960		102.74	56,332.35		
11/10/2021	Direct Credit 351572 Centuria ATPFund 0200140960		487.00	56,819.35		
15/10/2021	Direct Credit 255730 CHFDIF3 DIST 0009743103		1,868.40	58,687.75		
15/10/2021	Direct Credit 255730 DIF4 Dist 0009743103 [System Matched Income Data]		1,690.69	60,378.44		
01/11/2021	Credit Interest		2.70	60,381.14		
03/11/2021	Direct Credit 062895 COMMONWEALTH SEC COMMSEC		92,762.55	153,143.69		
04/11/2021	Direct Credit 062895 COMMONWEALTH SEC COMMSEC		24,801.93	177,945.62		

Sloan Family Super Fund Bank Statement Report

For The Period 01 July 2021 to 30 June 2022

Date	Description	Debit \$	Credit \$	Ledger Balance \$	Statement Balance \$	Variance \$
05/11/2021	Direct Credit 062895 COMMONWEALTH SEC COMMSEC		64,652.03	242,597.65		
08/11/2021	Direct Credit 255730 KM THE STABLES 0010811872		586.03	243,183.68		
10/11/2021	Direct Credit 351572 Cen8CentrAvFund2 0200140960		106.16	243,289.84		
10/11/2021	Direct Credit 351572 Centuria ATPFund 0200140960		503.20	243,793.04		
24/11/2021	Direct Debit 062934 COMMSEC SECURITI COMMSEC	70,080.00		173,713.04		
25/11/2021	Direct Credit 458106 CHALLENGER LTD NOV21/00800911 [System Matched Income Data]		493.29	174,206.33		
01/12/2021	Credit Interest		8.63	174,214.96		
08/12/2021	Direct Credit 255730 SPARK INFRASTRUC S00031568153		4,386.00	178,600.96		
10/12/2021	Direct Credit 351572 Cen8CentrAvFund2 0200140960		102.74	178,703.70		
10/12/2021	Direct Credit 351572 Centuria ATPFund 0200140960		487.00	179,190.70		
22/12/2021	Direct Credit 627931 Spark Scheme S00031568153 [SKI.AX merger / takeover as at 22/12/2021]		101,152.13	280,342.83		
29/12/2021	HOSTPLUS POOLED SUPERANNUATION REF 2021122900045119 REDEMPTION - TD 23122021		178,542.09	458,884.92		
01/01/2022	Credit Interest		9.68	458,894.60		
06/01/2022	Direct Debit 062934 COMMSEC SECURITI COMMSEC	40,045.93		418,848.67		
14/01/2022	Direct Credit 351572 Cen8CentrAvFund2 0200140960		106.16	418,954.83		
14/01/2022	Direct Credit 351572 Centuria ATPFund 0200140960		503.20	419,458.03		
17/01/2022	Direct Credit 255730 CHFDIF3 DIST 0009743103		1,868.40	421,326.43		
17/01/2022	Direct Credit 255730 DIF4 Dist 0009743103		1,690.69	423,017.12		
01/02/2022	Credit Interest		18.15	423,035.27		
07/02/2022	Direct Credit 255730 KM THE STABLES 0010811872		586.03	423,621.30		

Sloan Family Super Fund Bank Statement Report

For The Period 01 July 2021 to 30 June 2022

Date	Description	Debit \$	Credit \$	Ledger Balance \$	Statement Balance \$	Variance \$
10/02/2022	Direct Credit 351572 Cen8CentrAvFund2 0200140960		106.16	423,727.46		
10/02/2022	Direct Credit 351572 Centuria ATPFund 0200140960		503.20	424,230.66		
15/02/2022	Direct Credit 062895 COMMONWEALTH SEC COMMSEC		70,448.62	494,679.28		
25/02/2022	Direct Credit 458106 CHALLENGER LTD FEB22/00800878 [System Matched Income Data]		499.38	495,178.66		
01/03/2022	Credit Interest		17.61	495,196.27		
10/03/2022	Direct Credit 351572 Cen8CentrAvFund2 0200140960		95.89	495,292.16		
10/03/2022	Direct Credit 351572 Centuria ATPFund 0200140960		454.50	495,746.66		
23/03/2022	Direct Debit 062934 COMMSEC SECURITI COMMSEC	100,075.85		395,670.81		
01/04/2022	Credit Interest		19.81	395,690.62		
01/04/2022	Direct Credit 088147 TLS ITM DIV 001274056305 [System Matched Income Data]		1,538.40	397,229.02		
05/04/2022	Direct Debit 062934 COMMSEC SECURITI COMMSEC	80,094.06		317,134.96		
11/04/2022	Direct Credit 351572 Cen8CentrAvFund2 0200140960		106.16	317,241.12		
11/04/2022	Direct Credit 351572 Centuria ATPFund 0200140960		503.20	317,744.32		
14/04/2022	Direct Credit 255730 CHFDIF3 DIST 0009743103		1,868.40	319,612.72		
14/04/2022	Direct Credit 255730 DIF4Withdrawal 0009743103 [System Matched Income Data]		1,690.69	321,303.41		
01/05/2022	Credit Interest		13.57	321,316.98		
09/05/2022	Direct Credit 255730 KM THE STABLES 0010811872		573.29	321,890.27		
10/05/2022	Direct Credit 351572 Cen8CentrAvFund2 0200140960		102.74	321,993.01		
10/05/2022	Direct Credit 351572 Centuria ATPFund 0200140960		487.00	322,480.01		
12/05/2022	Transfer To Superhelp Australia Pty Ltd CommBank App Sloan Family SF Superhel...	1,075.00		321,405.01		
18/05/2022	Direct Credit 012721 ATO ATO007000015974076		3,253.04	324,658.05		

Sloan Family Super Fund
Bank Statement Report

For The Period 01 July 2021 to 30 June 2022

Date	Description	Debit \$	Credit \$	Ledger Balance \$	Statement Balance \$	Variance \$
23/05/2022	Direct Credit 450329 AOFM INDEX BONDS INT94/00800047		407.45	325,065.50		
25/05/2022	Direct Credit 458106 CHALLENGER LTD MAI22/00800868 [System Matched Income Data]		487.20	325,552.70		
01/06/2022	Credit Interest		24.42	325,577.12		
03/06/2022	Transfer to xx3812 NetBank Michael Pension	16,970.00		308,607.12		
03/06/2022	Transfer to xx3812 NetBank Monica Pension	18,090.00		290,517.12		
10/06/2022	Direct Credit 351572 Cen8CentrAvFund2 0200140960		106.16	290,623.28		
10/06/2022	Direct Credit 351572 Centuria ATPFund 0200140960		503.20	291,126.48		
16/06/2022	Direct Debit 062934 COMMSEC SECURITI COMMSEC	60,054.68		231,071.80		
17/06/2022	Direct Debit 062934 COMMSEC SECURITI COMMSEC	40,007.95		191,063.85		
28/06/2022	Direct Credit 065381 ACSRF 0000888951_2665448		1,951.37	193,015.22		
30/06/2022	CLOSING BALANCE			193,015.22		
		647,134.17	783,200.33			

Sloan Family Super Fund Bank Statement Report

For The Period 01 July 2021 to 30 June 2022

Chart Code: 60400 / CRU83738S50
Account Name: Australian Unity Cash Management Account S50
BSB and Account Number: 803228 83738S50

Opening Balance	-	Total Debits	+	Total Credits	=	Closing Balance	Data Feed Used
\$ 173.99				\$ 5,964.08		\$ 6,138.07	

Date	Description	Debit \$	Credit \$	Ledger Balance \$	Statement Balance \$	Variance \$
01/07/2021	Opening Balance			173.99		
31/07/2021	Interest Credit		0.04	174.03		
31/08/2021	Interest Credit		0.04	174.07		
30/09/2021	Interest Credit		0.04	174.11		
29/10/2021	Tfr From 83738112		2,986.16	3,160.27		
31/10/2021	Interest Credit		0.12	3,160.39		
30/11/2021	Interest Credit		0.78	3,161.17		
31/12/2021	Interest Credit		0.81	3,161.98		
31/01/2022	Interest Credit		0.81	3,162.79		
28/02/2022	Interest Credit		0.73	3,163.52		
31/03/2022	Interest Credit		0.81	3,164.33		
29/04/2022	Tfr From 83738112		2,969.84	6,134.17		
30/04/2022	Interest Credit		0.83	6,135.00		
31/05/2022	Interest Credit		1.56	6,136.56		
30/06/2022	Interest Credit		1.51	6,138.07		
30/06/2022	CLOSING BALANCE			6,138.07		
			5,964.08			

Sloan Family Super Fund Bank Statement Report

For The Period 01 July 2021 to 30 June 2022

Chart Code: 60400 / PIB003092400
Account Name: Rabobank HISA 0030924-00
BSB and Account Number: 142201 003092400

Opening Balance	-	Total Debits	+	Total Credits	=	Closing Balance	Data Feed Used
\$ 8,159.15		\$ 130,000.00		\$ 144,112.84		\$ 22,271.99	

Date	Description	Debit \$	Credit \$	Ledger Balance \$	Statement Balance \$	Variance \$
01/07/2021	Opening Balance			8,159.15		
02/07/2021	Interest from Term Deposit B6H02ZJNNR0F7NXN		373.97	8,533.12		
31/07/2021	Credit Interest		1.81	8,534.93		
02/08/2021	Interest from Term Deposit B6H02ZJNNR0F7NXN		386.44	8,921.37		
02/08/2021	Term Deposit Matured B6H02ZJNNR0F7NXN		140,000.00	148,921.37		
02/08/2021	Interest from Term Deposit B8G31ZJGTI0WR5ZC		293.84	149,215.21		
31/08/2021	Interest from Term Deposit B8G31ZJGTI0WR5ZC		258.22	149,473.43		
31/08/2021	Credit Interest		30.72	149,504.15		
06/09/2021	Sloan Family Super Fund / Xfer rabo commsec BSB 067167 A/C 12549337 [Direct Credit 319181 Sloan Family Sup Xfer rabo commsec]	30,000.00		119,504.15		
27/09/2021	Sloan Family Super Fund / Xfer rabo commsec BSB 067167 A/C 12549337 [Direct Credit 319181 Sloan Family Sup Xfer rabo commsec]	100,000.00		19,504.15		
30/09/2021	Interest from Term Deposit B8G31ZJGTI0WR5ZC		267.12	19,771.27		
30/09/2021	Credit Interest At Rabobank we pride ourselves on providing high quality service to our clients, SO if we don't measure up to your expectations we genuinely want to know. For Information on how to make a complaint, our complaints management process or if you are unhappy with the resolution of your		22.85	19,794.12		
31/10/2021	Credit Interest		4.20	19,798.32		

Sloan Family Super Fund
Bank Statement Report

For The Period 01 July 2021 to 30 June 2022

Date	Description	Debit \$	Credit \$	Ledger Balance \$	Statement Balance \$	Variance \$
01/11/2021	Interest from Term Deposit B8G31ZJGTI0WR5ZC		284.93	20,083.25		
30/11/2021	Interest from Term Deposit B8G31ZJGTI0WR5ZC		258.22	20,341.47		
30/11/2021	Credit Interest		4.13	20,345.60		
31/12/2021	Interest from Term Deposit B8G31ZJGTI0WR5ZC		276.03	20,621.63		
31/12/2021	Credit Interest		4.32	20,625.95		
31/01/2022	Interest from Term Deposit B8G31ZJGTI0WR5ZC		276.03	20,901.98		
31/01/2022	Credit Interest		4.38	20,906.36		
28/02/2022	Interest from Term Deposit B8G31ZJGTI0WR5ZC		249.32	21,155.68		
28/02/2022	Credit Interest		4.01	21,159.69		
31/03/2022	Interest from Term Deposit B8G31ZJGTI0WR5ZC		276.03	21,435.72		
31/03/2022	Credit Interest		4.49	21,440.21		
30/04/2022	Credit Interest		4.41	21,444.62		
02/05/2022	Interest from Term Deposit B8G31ZJGTI0WR5ZC		284.93	21,729.55		
31/05/2022	Interest from Term Deposit B8G31ZJGTI0WR5ZC At Rabobank we pride ourselves on providing high quality service to our clients, SO if we don't measure up to your expectations we genuinely want to know. For Information on how to make a complaint, our complaints management process or if you are unhappy		258.22	21,987.77		
31/05/2022	Credit Interest		6.70	21,994.47		
30/06/2022	Interest from Term Deposit B8G31ZJGTI0WR5ZC		267.12	22,261.59		
30/06/2022	Credit Interest		10.40	22,271.99		
30/06/2022	CLOSING BALANCE			22,271.99		
		130,000.00	144,112.84			

Sloan Family Super Fund

Bank Statement Report

For The Period 01 July 2021 to 30 June 2022

Chart Code: 60400 / UBANK353563511

Account Name: UBank USaver SMSF 35-356-3511

BSB and Account Number: 082991 353563511

Opening Balance	-	Total Debits	+	Total Credits	=	Closing Balance	Data Feed Used
\$ 80,135.68		\$ 80,000.00		\$ 31.49		\$ 167.17	

Date	Description	Debit \$	Credit \$	Ledger Balance \$	Statement Balance \$	Variance \$
01/07/2021	Opening Balance			80,135.68		
31/07/2021	Interest for 01/07/2021 - 31/07/2021		23.82	80,159.50		
09/08/2021	Funds Transfer to SFSF CBA Commsec Xfer ubank commsec Fast Payment [Transfer From Michael Sloan CREDIT TO ACCOUNT]	40,000.00		40,159.50		
31/08/2021	Interest for 01/08/2021 - 31/08/2021		6.43	40,165.93		
06/09/2021	Funds Transfer to SFSF CBA Commsec Xfer ubank commsec Fast Payment [Transfer From Michael Sloan CREDIT TO ACCOUNT]	40,000.00		165.93		
30/09/2021	Interest for 01/09/2021 - 30/09/2021		0.84	166.77		
31/10/2021	Interest for 01/10/2021 - 31/10/2021		0.04	166.81		
30/11/2021	Interest for 01/11/2021 - 30/11/2021		0.04	166.85		
31/12/2021	Interest for 01/12/2021 - 31/12/2021		0.04	166.89		
31/01/2022	Interest for 01/01/2022 - 31/01/2022		0.04	166.93		
28/02/2022	Interest for 01/02/2022 - 28/02/2022		0.04	166.97		
31/03/2022	Interest for 01/03/2022 - 31/03/2022		0.04	167.01		
30/04/2022	Interest for 01/04/2022 - 30/04/2022		0.04	167.05		
31/05/2022	Interest for 01/05/2022 - 31/05/2022		0.04	167.09		
30/06/2022	Interest for 01/06/2022 - 30/06/2022		0.08	167.17		
30/06/2022	CLOSING BALANCE			167.17		

Sloan Family Super Fund
Bank Statement Report

For The Period 01 July 2021 to 30 June 2022

Date	Description	Debit \$	Credit \$	Ledger Balance \$	Statement Balance \$	Variance \$
		80,000.00	31.49			



Your Statement

Statement 102 (Page 1 of 2)

Account Number 06 7167 12549337

Statement Period 12 Jun 2021 - 11 Jul 2021

Closing Balance \$56,950.49 CR

Enquiries 13 1998
 (24 hours a day, 7 days a week)



008

MRS MONICA THERESE SLOAN AND
 MR M SLOAN AND SLOAN FAMILY
 19 APPLGUM PL
 MOUNT RIVERVIEW NSW 2774

Direct Investment Account

If this account has an attached overdraft limit or facility and we send you a statement every 4 or 6 months, we will update your statement preference to every 3 months as part of changes made to the new Banking Code of Practice from 1 July 2019.

Your SMSF Commonwealth Direct Investment Account specifically designed for your Self Managed Super Fund can grow your savings while you plan your next investment. Earn a competitive rate of interest on balances over \$10,000. You can enjoy instant access to your money through ATMs, NetBank, EFTPOS, telephone banking and bank branches.

Name: MR MICHAEL SLOAN + MS MONICA THERESE SLOAN ITF SLOAN FAMILY SUPER FUND

Note: Have you checked your statement today? It's easy to find out more information about each of your transactions by logging on to the CommBank App or NetBank. Should you have any questions on fees or see an error please contact us on the details above. Cheque proceeds are available when cleared.


The date of transactions shown here may be different on your other transaction lists (for example, the transaction list that appears on the CommBank app).

Date	Transaction	Debit	Credit	Balance
12 Jun	2021 OPENING BALANCE			\$26,911.61 CR
15 Jun	Direct Credit 609644 PERLS XII DST 001261306809		333.80	\$27,245.41 CR
17 Jun	Direct Credit 497600 NABPF JUN DIS PF214/00805873		355.95	\$27,601.36 CR
17 Jun	Transfer From Sloan Family Super Fund Xfer unity commsec		20,000.00	\$47,601.36 CR
19 Jun	Transfer From Sloan Family Super Fund Xfer unity commsec		9,000.00	\$56,601.36 CR
22 Jun	Direct Credit 522464 WBCPH DST JUN 001261444775		347.70	\$56,949.06 CR
01 Jul	CREDIT INTEREST EARNED on this account to June 30, 2021 is \$60.28			
01 Jul	Credit Interest		1.43	\$56,950.49 CR
11 Jul 2021	CLOSING BALANCE			\$56,950.49 CR

Opening balance	-	Total debits	+	Total credits	=	Closing balance
\$26,911.61 CR		Nil		\$30,038.88		\$56,950.49 CR



16280.38965.1.1.ZZ258R3.0303SL.R3.S941.D193.O.V06.00.33



Your Credit Interest Rate Summary

Date	Balance	Standard Credit Interest Rate (p.a.)
11 Jul	Less than \$10,000.00	0.00%
	\$10,000.00 and over	0.05%

Note. Interest rates are effective as at the date shown but are subject to change.



Account Number 06 7167 12549337

Statement Period 12 Jul 2021 - 11 Aug 2021

Closing Balance \$102,024.49 CR

Enquiries 13 1998
 (24 hours a day, 7 days a week)



008

MRS MONICA THERESE SLOAN AND
 MR M SLOAN AND SLOAN FAMILY
 19 APPLGUM PL
 MOUNT RIVERVIEW NSW 2774

Direct Investment Account

If this account has an attached overdraft limit or facility and we send you a statement every 4 or 6 months, we will update your statement preference to every 3 months as part of changes made to the new Banking Code of Practice from 1 July 2019.

Your SMSF Commonwealth Direct Investment Account specifically designed for your Self Managed Super Fund can grow your savings while you plan your next investment. Earn a competitive rate of interest on balances over \$10,000. You can enjoy instant access to your money through ATMs, NetBank, EFTPOS, telephone banking and bank branches.


Name: MR MICHAEL SLOAN + MS MONICA THERESE SLOAN ITF SLOAN FAMILY SUPER FUND

Note: Have you checked your statement today? It's easy to find out more information about each of your transactions by logging on to the CommBank App or NetBank. Should you have any questions on fees or see an error please contact us on the details above. Cheque proceeds are available when cleared.

The date of transactions shown here may be different on your other transaction lists (for example, the transaction list that appears on the CommBank app).

Date	Transaction	Debit	Credit	Balance
12 Jul	2021 OPENING BALANCE			\$56,950.49 CR
16 Jul	Direct Credit 351572 Centuria ATPFund 0200140960		482.90	\$57,433.39 CR
16 Jul	Direct Credit 351572 Cen8CentrAvFund2 0200140960		100.18	\$57,533.57 CR
19 Jul	Direct Credit 255730 CHFDIF3 DIST 0009743103		1,619.94	\$59,153.51 CR
19 Jul	Direct Credit 255730 DIF4 Dist 0009743103		1,690.69	\$60,844.20 CR
01 Aug	Credit Interest		2.49	\$60,846.69 CR
09 Aug	Transfer From Michael Sloan CREDIT TO ACCOUNT		40,000.00	\$100,846.69 CR
09 Aug	Direct Credit 255730 KM THE STABLES 0010811872		568.44	\$101,415.13 CR
10 Aug	Direct Credit 351572 Centuria ATPFund 0200140960		503.20	\$101,918.33 CR





Date	Transaction	Debit	Credit	Balance			
10 Aug	Direct Credit 351572 Cen8CentrAvFund2 0200140960		106.16	\$102,024.49 CR			
11 Aug	2021 CLOSING BALANCE			\$102,024.49 CR			
	Opening balance	-	Total debits	+	Total credits	=	Closing balance
	\$56,950.49 CR		Nil		\$45,074.00		\$102,024.49 CR

Your Credit Interest Rate Summary

Date	Balance	Standard Credit Interest Rate (p.a.)
11 Aug	Less than \$10,000.00	0.00%
	\$10,000.00 and over	0.05%

Note. Interest rates are effective as at the date shown but are subject to change.



Account Number 06 7167 12549337

Statement Period 12 Aug 2021 - 11 Sep 2021

Closing Balance \$3,137.12 CR

Enquiries 13 1998
 (24 hours a day, 7 days a week)



008

MRS MONICA THERESE SLOAN AND
 MR M SLOAN AND SLOAN FAMILY
 19 APPLGUM PL
 MOUNT RIVERVIEW NSW 2774

Direct Investment Account

If this account has an attached overdraft limit or facility and we send you a statement every 4 or 6 months, we will update your statement preference to every 3 months as part of changes made to the new Banking Code of Practice from 1 July 2019.

The Commonwealth Direct Investment Account is the preferred cash account for SMSF customers. You will receive discounted brokerage when you link your CDIA to a CommSec Trading Account, and enjoy the convenience of managing your investments through NetBank and the CommBank app.

Name: MR MICHAEL SLOAN + MS MONICA THERESE SL
 OAN ITF SLOAN FAMILY SUPER FUND

Note: Have you checked your statement today? It's easy to find out more information about each of your transactions by logging on to the CommBank App or NetBank. Should you have any questions on fees or see an error please contact us on the details above. Cheque proceeds are available when cleared.


The date of transactions shown here may be different on your other transaction lists (for example, the transaction list that appears on the CommBank app).

Date	Transaction	Debit	Credit	Balance
12 Aug 2021	OPENING BALANCE			\$102,024.49 CR
25 Aug	Direct Credit 458106 CHALLENGER LTD AUG21/00800934		499.38	\$102,523.87 CR
01 Sep	Credit Interest		3.89	\$102,527.76 CR
06 Sep	Host Plus Pty Ltd NetBank BPAY 266684 9846785020 xfer cba hostplus	100,000.00		\$2,527.76 CR
06 Sep	Transfer From Michael Sloan CREDIT TO ACCOUNT		40,000.00	\$42,527.76 CR
06 Sep	Direct Credit 319181 Sloan Family Sup Xfer rabo commsec		30,000.00	\$72,527.76 CR
07 Sep	Host Plus Pty Ltd NetBank BPAY 266684 9846785020 xfer cba hostplus	70,000.00		\$2,527.76 CR
10 Sep	Direct Credit 351572 Centuria ATPFund 0200140960		503.20	\$3,030.96 CR
10 Sep	Direct Credit 351572 Cen8CentrAvFund2 0200140960		106.16	\$3,137.12 CR
11 Sep 2021	CLOSING BALANCE			\$3,137.12 CR

Opening balance	-	Total debits	+	Total credits	=	Closing balance
\$102,024.49 CR		\$170,000.00		\$71,112.63		\$3,137.12 CR



16748.38991.1.1.ZZ258R3.0303.SL.R3.S941.D256.O.V06.00.33



Your Credit Interest Rate Summary

Date	Balance	Standard Credit Interest Rate (p.a.)
11 Sep	Less than \$10,000.00	0.00%
	\$10,000.00 and over	0.05%

Note. Interest rates are effective as at the date shown but are subject to change.



Account Number 06 7167 12549337

Statement Period 12 Sep 2021 - 11 Oct 2021

Closing Balance \$56,819.35 CR

Enquiries 13 1998
 (24 hours a day, 7 days a week)



008

MRS MONICA THERESE SLOAN AND
 MR M SLOAN AND SLOAN FAMILY
 19 APPLGUM PL
 MOUNT RIVERVIEW NSW 2774

Direct Investment Account

If this account has an attached overdraft limit or facility and we send you a statement every 4 or 6 months, we will update your statement preference to every 3 months as part of changes made to the new Banking Code of Practice from 1 July 2019.

The Commonwealth Direct Investment Account is the preferred cash account for SMSF customers. You will receive discounted brokerage when you link your CDIA to a CommSec Trading Account, and enjoy the convenience of managing your investments through NetBank and the CommBank app.


Name: MR MICHAEL SLOAN + MS MONICA THERESE SL
 OAN ITF SLOAN FAMILY SUPER FUND

Note: Have you checked your statement today? It's easy to find out more information about each of your transactions by logging on to the CommBank App or NetBank. Should you have any questions on fees or see an error please contact us on the details above. Cheque proceeds are available when cleared.

The date of transactions shown here may be different on your other transaction lists (for example, the transaction list that appears on the CommBank app).

Date	Transaction	Debit	Credit	Balance
12 Sep 2021	OPENING BALANCE			\$3,137.12 CR
15 Sep	Direct Credit 609644 PERLS XII DST 001267179653		332.43	\$3,469.55 CR
15 Sep	Direct Credit 255730 SPARK INFRASTRUC S00031568153		1,159.38	\$4,628.93 CR
17 Sep	Direct Credit 497600 NABPF SEP DIS PF221/00805702		354.50	\$4,983.43 CR
22 Sep	Direct Credit 522464 WBCPH DST SEP 001267725969		347.09	\$5,330.52 CR
23 Sep	Direct Credit 088147 TLS FNL DIV 001264085905		1,538.40	\$6,868.92 CR
27 Sep	Direct Credit 319181 Sloan Family Sup Xfer rabo commsec		100,000.00	\$106,868.92 CR
01 Oct	Credit Interest		1.39	\$106,870.31 CR
04 Oct	Direct Debit 062934 COMMSEC SECURITI COMMSEC	50,640.70		\$56,229.61 CR
11 Oct	Direct Credit 351572 Centuria ATPFund 0200140960		487.00	\$56,716.61 CR





Date	Transaction	Debit	Credit	Balance	
11 Oct	Direct Credit 351572 Cen8CentrAvFund2 0200140960		102.74	\$56,819.35 CR	
11 Oct	2021 CLOSING BALANCE			\$56,819.35 CR	
		Opening balance	- Total debits	+ Total credits	= Closing balance
		\$3,137.12 CR	\$50,640.70	\$104,322.93	\$56,819.35 CR

Your Credit Interest Rate Summary

Date	Balance	Standard Credit Interest Rate (p.a.)
11 Oct	Less than \$10,000.00	0.00%
	\$10,000.00 and over	0.05%

Note. Interest rates are effective as at the date shown but are subject to change.



Account Number 06 7167 12549337

Statement Period 12 Oct 2021 - 11 Nov 2021

Closing Balance \$243,793.04 CR

Enquiries 13 1998
 (24 hours a day, 7 days a week)



008

MRS MONICA THERESE SLOAN AND
 MR M SLOAN AND SLOAN FAMILY
 19 APPLGUM PL
 MOUNT RIVERVIEW NSW 2774

Direct Investment Account

If this account has an attached overdraft limit or facility and we send you a statement every 4 or 6 months, we will update your statement preference to every 3 months as part of changes made to the new Banking Code of Practice from 1 July 2019.

The Commonwealth Direct Investment Account is the preferred cash account for SMSF customers. You will receive discounted brokerage when you link your CDIA to a CommSec Trading Account, and enjoy the convenience of managing your investments through NetBank and the CommBank app.


Name: MR MICHAEL SLOAN + MS MONICA THERESE SL
 OAN ITF SLOAN FAMILY SUPER FUND

Note: Have you checked your statement today? It's easy to find out more information about each of your transactions by logging on to the CommBank App or NetBank. Should you have any questions on fees or see an error please contact us on the details above. Cheque proceeds are available when cleared.

The date of transactions shown here may be different on your other transaction lists (for example, the transaction list that appears on the CommBank app).

Date	Transaction	Debit	Credit	Balance
12 Oct	2021 OPENING BALANCE			\$56,819.35 CR
15 Oct	Direct Credit 255730 DIF4 Dist 0009743103		1,690.69	\$58,510.04 CR
15 Oct	Direct Credit 255730 CHFDIF3 DIST 0009743103		1,868.40	\$60,378.44 CR
01 Nov	Credit Interest		2.70	\$60,381.14 CR
03 Nov	Direct Credit 062895 COMMONWEALTH SEC COMMSEC		92,762.55	\$153,143.69 CR
04 Nov	Direct Credit 062895 COMMONWEALTH SEC COMMSEC		24,801.93	\$177,945.62 CR
05 Nov	Direct Credit 062895 COMMONWEALTH SEC COMMSEC		64,652.03	\$242,597.65 CR
08 Nov	Direct Credit 255730 KM THE STABLES 0010811872		586.03	\$243,183.68 CR
10 Nov	Direct Credit 351572 Centuria ATPFund 0200140960		503.20	\$243,686.88 CR





Date	Transaction	Debit	Credit	Balance			
10 Nov	Direct Credit 351572 Cen8CentrAvFund2 0200140960		106.16	\$243,793.04 CR			
11 Nov	2021 CLOSING BALANCE			\$243,793.04 CR			
	Opening balance	-	Total debits	+	Total credits	=	Closing balance
	\$56,819.35 CR		Nil		\$186,973.69		\$243,793.04 CR

Your Credit Interest Rate Summary

Date	Balance	Standard Credit Interest Rate (p.a.)
11 Nov	Less than \$10,000.00	0.00%
	\$10,000.00 and over	0.05%

Note. Interest rates are effective as at the date shown but are subject to change.

Important Information:

We try to get things right the first time – but if we don't, we'll do what we can to fix it.
 You can fix most problems simply by contacting us.
 Write to: CBA Group Customer Relations, Reply Paid 41, Sydney NSW 2001
 Tell us online: commbank.com.au/support/compliments-and-complaints.html
 Call: 1800 805 605 (free call)

You can also contact the Australian Financial Complaints Authority, AFCA, an independent external dispute resolution body approved by ASIC - time limits may apply, visit AFCA, afca.org.au, website for more information.
 Write to: Australian Financial Complaints Authority, GPO Box 3, Melbourne VIC 3001
 Email: info@afca.org.au
 Call: 1800 931 678, free call Monday to Friday 9am– 5pm, AEST



Your Statement

Statement 107 (Page 1 of 2)

Account Number 06 7167 12549337

Statement Period 12 Nov 2021 - 11 Dec 2021

Closing Balance \$179,190.70 CR

Enquiries 13 1998
 (24 hours a day, 7 days a week)



008

MRS MONICA THERESE SLOAN AND
 MR M SLOAN AND SLOAN FAMILY
 19 APPLGUM PL
 MOUNT RIVERVIEW NSW 2774

Direct Investment Account

If this account has an attached overdraft limit or facility and we send you a statement every 4 or 6 months, we will update your statement preference to every 3 months as part of changes made to the new Banking Code of Practice from 1 July 2019.

The Commonwealth Direct Investment Account is the preferred cash account for SMSF customers. You will receive discounted brokerage when you link your CDIA to a CommSec Trading Account, and enjoy the convenience of managing your investments through NetBank and the CommBank app.

Name: MR MICHAEL SLOAN + MS MONICA THERESE SL
 OAN ITF SLOAN FAMILY SUPER FUND

Note: Have you checked your statement today? It's easy to find out more information about each of your transactions by logging on to the CommBank App or NetBank. Should you have any questions on fees or see an error please contact us on the details above. Cheque proceeds are available when cleared.


The date of transactions shown here may be different on your other transaction lists (for example, the transaction list that appears on the CommBank app).

Date	Transaction	Debit	Credit	Balance
12 Nov 2021	OPENING BALANCE			\$243,793.04 CR
24 Nov	Direct Debit 062934 COMMSEC SECURITI COMMSEC	70,080.00		\$173,713.04 CR
25 Nov	Direct Credit 458106 CHALLENGER LTD NOV21/00800911		493.29	\$174,206.33 CR
01 Dec	Credit Interest		8.63	\$174,214.96 CR
08 Dec	Direct Credit 255730 SPARK INFRASTRUC S00031568153		4,386.00	\$178,600.96 CR
10 Dec	Direct Credit 351572 Cen8CentrAvFund2 0200140960		102.74	\$178,703.70 CR
10 Dec	Direct Credit 351572 Centuria ATPFund 0200140960		487.00	\$179,190.70 CR
11 Dec 2021	CLOSING BALANCE			\$179,190.70 CR

Opening balance	-	Total debits	+	Total credits	=	Closing balance
\$243,793.04 CR		\$70,080.00		\$5,477.66		\$179,190.70 CR



*/# 7668.18304.1.1.ZZ258R3 0303SL.R3.S942.D347.O.V06.00.35



Your Credit Interest Rate Summary

Date	Balance	Standard Credit Interest Rate (p.a.)
11 Dec	Less than \$10,000.00	0.00%
	\$10,000.00 and over	0.05%

Note. Interest rates are effective as at the date shown but are subject to change.

Important Information:

We try to get things right the first time – but if we don't, we'll do what we can to fix it.

You can fix most problems simply by contacting us.

Write to: CBA Group Customer Relations, Reply Paid 41, Sydney NSW 2001

Tell us online: commbank.com.au/support/compliments-and-complaints.html

Call: 1800 805 605 (free call)

You can also contact the Australian Financial Complaints Authority, AFCA, an independent external dispute resolution body approved by ASIC - time limits may apply, visit AFCA, afca.org.au, website for more information.

Write to: Australian Financial Complaints Authority, GPO Box 3, Melbourne VIC 3001

Email: info@afca.org.au

Call: 1800 931 678, free call Monday to Friday 9am– 5pm, AEST



Account Number 06 7167 12549337

Statement Period 12 Dec 2021 - 11 Jan 2022

Closing Balance \$418,848.67 CR

Enquiries 13 1998
 (24 hours a day, 7 days a week)



008

MRS MONICA THERESE SLOAN AND
 MR M SLOAN AND SLOAN FAMILY
 19 APPLGUM PL
 MOUNT RIVERVIEW NSW 2774

Direct Investment Account

If this account has an attached overdraft limit or facility and we send you a statement every 4 or 6 months, we will update your statement preference to every 3 months as part of changes made to the new Banking Code of Practice from 1 July 2019.

The Commonwealth Direct Investment Account is the preferred cash account for SMSF customers. You will receive discounted brokerage when you link your CDIA to a CommSec Trading Account, and enjoy the convenience of managing your investments through NetBank and the CommBank app.

Name: MR MICHAEL SLOAN + MS MONICA THERESE SL
 OAN ITF SLOAN FAMILY SUPER FUND


Note: Have you checked your statement today? It's easy to find out more information about each of your transactions by logging on to the CommBank App or NetBank. Should you have any questions on fees or see an error please contact us on the details above. Cheque proceeds are available when cleared.

The date of transactions shown here may be different on your other transaction lists (for example, the transaction list that appears on the CommBank app).

Date	Transaction	Debit	Credit	Balance
12 Dec 2021	OPENING BALANCE			\$179,190.70 CR
22 Dec	Direct Credit 627931 Spark Scheme S00031568153		101,152.13	\$280,342.83 CR
29 Dec	HOSTPLUS POOLED SUPERANNUATION REF 2021122900045119 REDEMPTION - TD 23122021		178,542.09	\$458,884.92 CR
01 Jan	Credit Interest		9.68	\$458,894.60 CR
06 Jan	Direct Debit 062934 COMMSEC SECURITI COMMSEC	40,045.93		\$418,848.67 CR
11 Jan 2022	CLOSING BALANCE			\$418,848.67 CR

Opening balance	-	Total debits	+	Total credits	=	Closing balance
\$179,190.70 CR		\$40,045.93		\$279,703.90		\$418,848.67 CR





Your Credit Interest Rate Summary

Date	Balance	Standard Credit Interest Rate (p.a.)
11 Jan	Less than \$10,000.00	0.00%
	\$10,000.00 and over	0.05%

Note. Interest rates are effective as at the date shown but are subject to change.

Important Information:

We try to get things right the first time – but if we don't, we'll do what we can to fix it.

You can fix most problems simply by contacting us.

Write to: CBA Group Customer Relations, Reply Paid 41, Sydney NSW 2001

Tell us online: commbank.com.au/support/compliments-and-complaints.html

Call: 1800 805 605 (free call)

You can also contact the Australian Financial Complaints Authority, AFCA, an independent external dispute resolution body approved by ASIC - time limits may apply, visit AFCA, afca.org.au, website for more information.

Write to: Australian Financial Complaints Authority, GPO Box 3, Melbourne VIC 3001

Email: info@afca.org.au

Call: 1800 931 678, free call Monday to Friday 9am– 5pm, AEST



Your Statement

Statement 109 (Page 1 of 2)

Account Number 06 7167 12549337

Statement Period 12 Jan 2022 - 11 Feb 2022

Closing Balance \$424,230.66 CR

Enquiries 13 1998
 (24 hours a day, 7 days a week)



008

MRS MONICA THERESE SLOAN AND
 MR M SLOAN AND SLOAN FAMILY
 19 APPLGUM PL
 MOUNT RIVERVIEW NSW 2774

Direct Investment Account

If this account has an attached overdraft limit or facility and we send you a statement every 4 or 6 months, we will update your statement preference to every 3 months as part of changes made to the new Banking Code of Practice from 1 July 2019.

The Commonwealth Direct Investment Account is the preferred cash account for SMSF customers. You will receive discounted brokerage when you link your CDIA to a CommSec Trading Account, and enjoy the convenience of managing your investments through NetBank and the CommBank app.

Name: MR MICHAEL SLOAN + MS MONICA THERESE SL
 OAN ITF SLOAN FAMILY SUPER FUND

Note: Have you checked your statement today? It's easy to find out more information about each of your transactions by logging on to the CommBank App or NetBank. Should you have any questions on fees or see an error please contact us on the details above. Cheque proceeds are available when cleared.


The date of transactions shown here may be different on your other transaction lists (for example, the transaction list that appears on the CommBank app).

Date	Transaction	Debit	Credit	Balance
12 Jan	2022 OPENING BALANCE			\$418,848.67 CR
14 Jan	Direct Credit 351572 Centuria ATPFund 0200140960		503.20	\$419,351.87 CR
14 Jan	Direct Credit 351572 Cen8CentrAvFund2 0200140960		106.16	\$419,458.03 CR
17 Jan	Direct Credit 255730 CHFDIF3 DIST 0009743103		1,868.40	\$421,326.43 CR
17 Jan	Direct Credit 255730 DIF4 Dist 0009743103		1,690.69	\$423,017.12 CR
01 Feb	Credit Interest		18.15	\$423,035.27 CR
07 Feb	Direct Credit 255730 KM THE STABLES 0010811872		586.03	\$423,621.30 CR
10 Feb	Direct Credit 351572 Centuria ATPFund 0200140960		503.20	\$424,124.50 CR
10 Feb	Direct Credit 351572 Cen8CentrAvFund2 0200140960		106.16	\$424,230.66 CR
11 Feb	2022 CLOSING BALANCE			\$424,230.66 CR

Opening balance	-	Total debits	+	Total credits	=	Closing balance
\$418,848.67 CR		Nil		\$5,381.99		\$424,230.66 CR



*# 26547.37072.1.1.ZZ258R3.0303.SL.R3.S941.D042.O.V06.00.35



Your Credit Interest Rate Summary

Date	Balance	Standard Credit Interest Rate (p.a.)
11 Feb	Less than \$10,000.00	0.00%
	\$10,000.00 and over	0.05%

Note. Interest rates are effective as at the date shown but are subject to change.

Important Information:

We try to get things right the first time – but if we don't, we'll do what we can to fix it.

You can fix most problems simply by contacting us.

Write to: CBA Group Customer Relations, Reply Paid 41, Sydney NSW 2001

Tell us online: commbank.com.au/support/compliments-and-complaints.html

Call: 1800 805 605 (free call)

You can also contact the Australian Financial Complaints Authority, AFCA, an independent external dispute resolution body approved by ASIC - time limits may apply, visit AFCA, afca.org.au, website for more information.

Write to: Australian Financial Complaints Authority, GPO Box 3, Melbourne VIC 3001

Email: info@afca.org.au

Call: 1800 931 678, free call Monday to Friday 9am– 5pm, AEST



Your Statement

Statement 110 (Page 1 of 2)

Account Number 06 7167 12549337

Statement Period 12 Feb 2022 - 11 Mar 2022

Closing Balance \$495,746.66 CR

Enquiries 13 1998
 (24 hours a day, 7 days a week)



008

MRS MONICA THERESE SLOAN AND
 MR M SLOAN AND SLOAN FAMILY
 19 APPLGUM PL
 MOUNT RIVERVIEW NSW 2774

Direct Investment Account

If this account has an attached overdraft limit or facility and we send you a statement every 4 or 6 months, we will update your statement preference to every 3 months as part of changes made to the new Banking Code of Practice from 1 July 2019.

The Commonwealth Direct Investment Account is the preferred cash account for SMSF customers. You will receive discounted brokerage when you link your CDIA to a CommSec Trading Account, and enjoy the convenience of managing your investments through NetBank and the CommBank app.

Name: MR MICHAEL SLOAN + MS MONICA THERESE SL
 OAN ITF SLOAN FAMILY SUPER FUND

Note: Have you checked your statement today? It's easy to find out more information about each of your transactions by logging on to the CommBank App or NetBank. Should you have any questions on fees or see an error please contact us on the details above. Cheque proceeds are available when cleared.


The date of transactions shown here may be different on your other transaction lists (for example, the transaction list that appears on the CommBank app).

Date	Transaction	Debit	Credit	Balance
12 Feb	2022 OPENING BALANCE			\$424,230.66 CR
15 Feb	Direct Credit 062895 COMMONWEALTH SEC COMMSEC		70,448.62	\$494,679.28 CR
25 Feb	Direct Credit 458106 CHALLENGER LTD FEB22/00800878		499.38	\$495,178.66 CR
01 Mar	Credit Interest		17.61	\$495,196.27 CR
10 Mar	Direct Credit 351572 Cen8CentrAvFund2 0200140960		95.89	\$495,292.16 CR
10 Mar	Direct Credit 351572 Centuria ATPFund 0200140960		454.50	\$495,746.66 CR
11 Mar	2022 CLOSING BALANCE			\$495,746.66 CR

Opening balance	-	Total debits	+	Total credits	=	Closing balance
\$424,230.66 CR		Nil		\$71,516.00		\$495,746.66 CR



25866.35695.1.1 ZZ258R3.0303.SL.R3.S941.D070.O.V06.00.35



Your Credit Interest Rate Summary

Date	Balance	Standard Credit Interest Rate (p.a.)
11 Mar	Less than \$10,000.00	0.00%
	\$10,000.00 and over	0.05%

Note. Interest rates are effective as at the date shown but are subject to change.

Important Information:

We try to get things right the first time – but if we don't, we'll do what we can to fix it.

You can fix most problems simply by contacting us.

Write to: CBA Group Customer Relations, Reply Paid 41, Sydney NSW 2001

Tell us online: commbank.com.au/support/compliments-and-complaints.html

Call: 1800 805 605 (free call)

You can also contact the Australian Financial Complaints Authority, AFCA, an independent external dispute resolution body approved by ASIC - time limits may apply, visit AFCA, afca.org.au, website for more information.

Write to: Australian Financial Complaints Authority, GPO Box 3, Melbourne VIC 3001

Email: info@afca.org.au

Call: 1800 931 678, free call Monday to Friday 9am– 5pm, AEST



Your Statement

Statement 111 (Page 1 of 2)

Account Number 06 7167 12549337

Statement Period 12 Mar 2022 - 11 Apr 2022

Closing Balance \$317,744.32 CR

Enquiries 13 1998
 (24 hours a day, 7 days a week)



008

MRS MONICA THERESE SLOAN AND
 MR M SLOAN AND SLOAN FAMILY
 19 APPLUGUM PL
 MOUNT RIVERVIEW NSW 2774

Direct Investment Account

If this account has an attached overdraft limit or facility and we send you a statement every 4 or 6 months, we will update your statement preference to every 3 months as part of changes made to the new Banking Code of Practice from 1 July 2019.

The Commonwealth Direct Investment Account is the preferred cash account for SMSF customers. You will receive discounted brokerage when you link your CDIA to a CommSec Trading Account, and enjoy the convenience of managing your investments through NetBank and the CommBank app.


Name: MR MICHAEL SLOAN + MS MONICA THERESE SL
 OAN ITF SLOAN FAMILY SUPER FUND

Note: Have you checked your statement today? It's easy to find out more information about each of your transactions by logging on to the CommBank App or NetBank. Should you have any questions on fees or see an error please contact us on the details above. Cheque proceeds are available when cleared.


The date of transactions shown here may be different on your other transaction lists (for example, the transaction list that appears on the CommBank app).

Date	Transaction	Debit	Credit	Balance
12 Mar	2022 OPENING BALANCE			\$495,746.66 CR
23 Mar	Direct Debit 062934 COMMSEC SECURITI COMMSEC	100,075.85		\$395,670.81 CR
01 Apr	Direct Credit 088147 TLS ITM DIV 001274056305		1,538.40	\$397,209.21 CR
01 Apr	Credit Interest		19.81	\$397,229.02 CR
05 Apr	Direct Debit 062934 COMMSEC SECURITI COMMSEC	80,094.06		\$317,134.96 CR
11 Apr	Direct Credit 351572 Cen8CentrAvFund2 0200140960		106.16	\$317,241.12 CR
11 Apr	Direct Credit 351572 Centuria ATPFund 0200140960		503.20	\$317,744.32 CR
11 Apr	2022 CLOSING BALANCE			\$317,744.32 CR

Opening balance	-	Total debits	+	Total credits	=	Closing balance
\$495,746.66 CR		\$180,169.91		\$2,167.57		\$317,744.32 CR



11440.21698.1.1.ZZ258R3.0303.SL.R3.S942.D101.O.V06.00.35



Your Credit Interest Rate Summary

Date	Balance	Standard Credit Interest Rate (p.a.)
11 Apr	Less than \$10,000.00	0.00%
	\$10,000.00 and over	0.05%

Note. Interest rates are effective as at the date shown but are subject to change.

Important Information:

We try to get things right the first time – but if we don't, we'll do what we can to fix it.

You can fix most problems simply by contacting us.

Write to: CBA Group Customer Relations, Reply Paid 41, Sydney NSW 2001

Tell us online: commbank.com.au/support/compliments-and-complaints.html

Call: 1800 805 605 (free call)

You can also contact the Australian Financial Complaints Authority, AFCA, an independent external dispute resolution body approved by ASIC - time limits may apply, visit AFCA, afca.org.au, website for more information.

Write to: Australian Financial Complaints Authority, GPO Box 3, Melbourne VIC 3001

Email: info@afca.org.au

Call: 1800 931 678, free call Monday to Friday 9am– 5pm, AEST



Account Number 06 7167 12549337

Statement Period 12 Apr 2022 - 11 May 2022

Closing Balance \$322,480.01 CR

Enquiries 13 1998
 (24 hours a day, 7 days a week)



008

MRS MONICA THERESE SLOAN AND
 MR M SLOAN AND SLOAN FAMILY
 19 APPLÉGUM PL
 MOUNT RIVERVIEW NSW 2774

Direct Investment Account

If this account has an attached overdraft limit or facility and we send you a statement every 4 or 6 months, we will update your statement preference to every 3 months as part of changes made to the new Banking Code of Practice from 1 July 2019.

The Commonwealth Direct Investment Account is the preferred cash account for SMSF customers. You will receive discounted brokerage when you link your CDIA to a CommSec Trading Account, and enjoy the convenience of managing your investments through NetBank and the CommBank app.

Name: MR MICHAEL SLOAN + MS MONICA THERESE SL
 OAN ITF SLOAN FAMILY SUPER FUND

Note: Have you checked your statement today? It's easy to find out more information about each of your transactions by logging on to the CommBank App or NetBank. Should you have any questions on fees or see an error please contact us on the details above. Cheque proceeds are available when cleared.


The date of transactions shown here may be different on your other transaction lists (for example, the transaction list that appears on the CommBank app).

Date	Transaction	Debit	Credit	Balance
12 Apr	2022 OPENING BALANCE			\$317,744.32 CR
14 Apr	Direct Credit 255730 DIF4Withdrawal 0009743103		1,690.69	\$319,435.01 CR
14 Apr	Direct Credit 255730 CHFDIF3 DIST 0009743103		1,868.40	\$321,303.41 CR
01 May	Credit Interest		13.57	\$321,316.98 CR
09 May	Direct Credit 255730 KM THE STABLES 0010811872		573.29	\$321,890.27 CR
10 May	Direct Credit 351572 Centuria ATPFund 0200140960		487.00	\$322,377.27 CR
10 May	Direct Credit 351572 Cen8CentrAvFund2 0200140960		102.74	\$322,480.01 CR
11 May	2022 CLOSING BALANCE			\$322,480.01 CR

Opening balance	-	Total debits	+	Total credits	=	Closing balance
\$317,744.32 CR		Nil		\$4,735.69		\$322,480.01 CR



24773.34188.1.1.ZZ258R3.0303.SL.R3.S941.D131.O.V06.00.35



Your Credit Interest Rate Summary

Date	Balance	Standard Credit Interest Rate (p.a.)
11 May	Less than \$10,000.00	0.00%
	\$10,000.00 and over	0.05%

Note. Interest rates are effective as at the date shown but are subject to change.

Important Information:

We try to get things right the first time – but if we don't, we'll do what we can to fix it.

You can fix most problems simply by contacting us.

Write to: CBA Group Customer Relations, Reply Paid 41, Sydney NSW 2001

Tell us online: commbank.com.au/support/compliments-and-complaints.html

Call: 1800 805 605 (free call)

You can also contact the Australian Financial Complaints Authority, AFCA, an independent external dispute resolution body approved by ASIC - time limits may apply, visit AFCA, afca.org.au, website for more information.

Write to: Australian Financial Complaints Authority, GPO Box 3, Melbourne VIC 3001

Email: info@afca.org.au

Call: 1800 931 678, free call Monday to Friday 9am– 5pm, AEST



Account Number 06 7167 12549337

Statement Period 12 May 2022 - 11 Jun 2022

Closing Balance \$291,126.48 CR

Enquiries 13 1998
 (24 hours a day, 7 days a week)



008

MRS MONICA THERESE SLOAN AND
 MR M SLOAN AND SLOAN FAMILY
 19 APPLGUM PL
 MOUNT RIVERVIEW NSW 2774

Direct Investment Account

If this account has an attached overdraft limit or facility and we send you a statement every 4 or 6 months, we will update your statement preference to every 3 months as part of changes made to the new Banking Code of Practice from 1 July 2019.

The Commonwealth Direct Investment Account is the preferred cash account for SMSF customers. You will receive discounted brokerage when you link your CDIA to a CommSec Trading Account, and enjoy the convenience of managing your investments through NetBank and the CommBank app.


Name: MR MICHAEL SLOAN + MS MONICA THERESE SL
 OAN ITF SLOAN FAMILY SUPER FUND

Note: Have you checked your statement today? It's easy to find out more information about each of your transactions by logging on to the CommBank App or NetBank. Should you have any questions on fees or see an error please contact us on the details above. Cheque proceeds are available when cleared.

The date of transactions shown here may be different on your other transaction lists (for example, the transaction list that appears on the CommBank app).

Date	Transaction	Debit	Credit	Balance
12 May 2022	OPENING BALANCE			\$322,480.01 CR
12 May	Transfer To Superhelp Australia Pty Ltd CommBank App Sloan Family SF Superhel...	1,075.00		\$321,405.01 CR
18 May	Direct Credit 012721 ATO ATO007000015974076		3,253.04	\$324,658.05 CR
23 May	Direct Credit 450329 AOFM INDEX BONDS INT94/00800047		407.45	\$325,065.50 CR
25 May	Direct Credit 458106 CHALLENGER LTD MAI22/00800868		487.20	\$325,552.70 CR
01 Jun	Credit Interest		24.42	\$325,577.12 CR
03 Jun	Transfer to xx3812 NetBank Michael Pension	16,970.00		\$308,607.12 CR
03 Jun	Transfer to xx3812 NetBank Monica Pension	18,090.00		\$290,517.12 CR
10 Jun	Direct Credit 351572 Centuria ATPFund 0200140960		503.20	\$291,020.32 CR





Date	Transaction	Debit	Credit	Balance			
10 Jun	Direct Credit 351572 Cen8CentrAvFund2 0200140960		106.16	\$291,126.48 CR			
11 Jun	2022 CLOSING BALANCE			\$291,126.48 CR			
	Opening balance	-	Total debits	+	Total credits	=	Closing balance
	\$322,480.01 CR		\$36,135.00		\$4,781.47		\$291,126.48 CR

Your Credit Interest Rate Summary

Date	Balance	Standard Credit Interest Rate (p.a.)
11 Jun	Less than \$10,000.00	0.00%
	\$10,000.00 and over	0.15%

Note. Interest rates are effective as at the date shown but are subject to change.

Important Information:

We try to get things right the first time – but if we don't, we'll do what we can to fix it.
 You can fix most problems simply by contacting us.
 Write to: CBA Group Customer Relations, Reply Paid 41, Sydney NSW 2001
 Tell us online: commbank.com.au/support/compliments-and-complaints.html
 Call: 1800 805 605 (free call)

You can also contact the Australian Financial Complaints Authority, AFCA, an independent external dispute resolution body approved by ASIC - time limits may apply, visit AFCA, afca.org.au, website for more information.
 Write to: Australian Financial Complaints Authority, GPO Box 3, Melbourne VIC 3001
 Email: info@afca.org.au
 Call: 1800 931 678, free call Monday to Friday 9am– 5pm, AEST



Your Statement

Statement 114 (Page 1 of 2)

Account Number 06 7167 12549337

Statement Period 12 Jun 2022 - 11 Jul 2022

Closing Balance \$193,050.92 CR

Enquiries 13 1998
 (24 hours a day, 7 days a week)



008

MRS MONICA THERESE SLOAN AND
 MR M SLOAN AND SLOAN FAMILY
 19 APPLGUM PL
 MOUNT RIVERVIEW NSW 2774

Direct Investment Account

If this account has an attached overdraft limit or facility and we send you a statement every 4 or 6 months, we will update your statement preference to every 3 months as part of changes made to the new Banking Code of Practice from 1 July 2019.

The Commonwealth Direct Investment Account is the preferred cash account for SMSF customers. You will receive discounted brokerage when you link your CDIA to a CommSec Trading Account, and enjoy the convenience of managing your investments through NetBank and the CommBank app.

Name: MR MICHAEL SLOAN + MS MONICA THERESE SL
 OAN ITF SLOAN FAMILY SUPER FUND

Note: Have you checked your statement today? It's easy to find out more information about each of your transactions by logging on to the CommBank App or NetBank. Should you have any questions on fees or see an error please contact us on the details above. Cheque proceeds are available when cleared.


The date of transactions shown here may be different on your other transaction lists (for example, the transaction list that appears on the CommBank app).

Date	Transaction	Debit	Credit	Balance
12 Jun	2022 OPENING BALANCE			\$291,126.48 CR
16 Jun	Direct Debit 062934 COMMSEC SECURITI COMMSEC	60,054.68		\$231,071.80 CR
17 Jun	Direct Debit 062934 COMMSEC SECURITI COMMSEC	40,007.95		\$191,063.85 CR
28 Jun	Direct Credit 065381 ACSRF 0000888951_2665448		1,951.37	\$193,015.22 CR
01 Jul	CREDIT INTEREST EARNED on this account to June 30, 2022 is \$123.77			
01 Jul	Credit Interest		35.70	\$193,050.92 CR
11 Jul 2022	CLOSING BALANCE			\$193,050.92 CR

Opening balance	-	Total debits	+	Total credits	=	Closing balance
\$291,126.48 CR		\$100,062.63		\$1,987.07		\$193,050.92 CR



*# 4876.11885.1.1 ZZ258R3 0303SL.R3 S942.D192.O V06.00.35



Your Credit Interest Rate Summary

Date	Balance	Standard Credit Interest Rate (p.a.)
11 Jul	Less than \$10,000.00	0.00%
	\$10,000.00 and over	0.30%

Note. Interest rates are effective as at the date shown but are subject to change.

Important Information:

We try to get things right the first time – but if we don't, we'll do what we can to fix it.

You can fix most problems simply by contacting us.

Write to: CBA Group Customer Relations, Reply Paid 41, Sydney NSW 2001

Tell us online: commbank.com.au/support/compliments-and-complaints.html

Call: 1800 805 605 (free call)

You can also contact the Australian Financial Complaints Authority, AFCA, an independent external dispute resolution body approved by ASIC - time limits may apply, visit AFCA, afca.org.au, website for more information.

Write to: Australian Financial Complaints Authority, GPO Box 3, Melbourne VIC 3001

Email: info@afca.org.au

Call: 1800 931 678, free call Monday to Friday 9am– 5pm, AEST



008-535

Mr M Sloan
19 Applegum Place
MOUNT RIVERVIEW NSW 2774

Statement Period	01 Jul 21 - 30 Sep 21
Customer Number	83739
Statement Number	10
BSB	803-228


Account Summary

Account Type	Opening Balance	Total Debits	Total Credits	Closing Balance
83738S50 - Smsf Cash Management	\$173.99	\$0.00	\$0.12	\$174.11

L000535



2017140_S01_000535



Account Transactions

Effective Date	Posted Date	Description	Debit	Credit	Balance
		83738S50 - SMSF Cash Management			
		Account Holder(s) - Sloan Family Super Fund			
01 Jul		Opening Balance			\$173.99
31 Jul		Interest Credit		\$0.04	\$174.03
31 Aug		Interest Credit		\$0.04	\$174.07
30 Sep		Interest Credit		\$0.04	\$174.11
30 Sep		Current Balance			\$174.11

M000535




Please check your transactions listed on this statement and report any discrepancy to Australian Unity.

If you have a residential or commercial loan, please ensure that your property is adequately insured at all times.

For further information about any account referred to in this statement including fees and charges visit australianunity.com.au/banking or call us on 1300 790 740, we're here Monday to Friday - 8.30am to 5.30pm AEST.

We have a dispute resolution system, referred to at australianunity.com.au/banking to deal with any complaints you may have in relation to the accounts referred to in this statement or any transactions on those accounts.

Account Transactions

Effective Date	Posted Date	Description	Debit	Credit	Balance
83738S50 - SMSF Cash Management					
Account Holder(s) - Sloan Family Super Fund					
					
01 Oct		Opening Balance			\$174.11
29 Oct		Tfr From 83738I12		\$2,986.16	\$3,160.27
31 Oct		Interest Credit		\$0.12	\$3,160.39
30 Nov		Interest Credit		\$0.78	\$3,161.17
31 Dec		Interest Credit		\$0.81	\$3,161.98
31 Dec		Current Balance			\$3,161.98

M000526



Please check your transactions listed on this statement and report any discrepancy to Australian Unity.


If you have a residential or commercial loan, please ensure that your property is adequately insured at all times.

For further information about any account referred to in this statement including fees and charges visit australianunity.com.au/banking or call us on 1300 790 740, we're here Monday to Friday - 8.30am to 5.30pm AEST.

We have a dispute resolution system, referred to at australianunity.com.au/banking to deal with any complaints you may have in relation to the accounts referred to in this statement or any transactions on those accounts.

Account Transactions

Effective Date	Posted Date	Description	Debit	Credit	Balance
83738S50 - SMSF Cash Management					
Account Holder(s) - Sloan Family Super Fund					
	01 Jan	Opening Balance			\$3,161.98
	31 Jan	Interest Credit		\$0.81	\$3,162.79
	28 Feb	Interest Credit		\$0.73	\$3,163.52
	31 Mar	Interest Credit		\$0.81	\$3,164.33
	31 Mar	Current Balance			\$3,164.33



M000508



Please check your transactions listed on this statement and report any discrepancy to Australian Unity.

If you have a residential or commercial loan, please ensure that your property is adequately insured at all times.

For further information about any account referred to in this statement including fees and charges visit australianunity.com.au/banking or call us on 1300 790 740, we're here Monday to Friday - 8.30am to 5.30pm AEST.

We have a dispute resolution system, referred to at australianunity.com.au/banking to deal with any complaints you may have in relation to the accounts referred to in this statement or any transactions on these accounts.

Account Transactions

Effective Date	Posted Date	Description	Debit	Credit	Balance
83738S50 - SMSF Cash Management					
Account Holder(s) - Sloan Family Super Fund					
01 Apr		Opening Balance			\$3,164.33
29 Apr		Tfr From 83738I12		\$2,969.84	\$6,134.17
30 Apr		Interest Credit		\$0.83	\$6,135.00
31 May		Interest Credit		\$1.56	\$6,136.56
30 Jun		Interest Credit		\$1.51	\$6,138.07
30 Jun		Current Balance			\$6,138.07

M000520



Fee changes – Interest Rate Lock Fee

Effective 15 July 2022 we are making changes to our Interest Rate Lock Fee for home and investment loans. The following changes will apply:

- The 'Interest Rate Lock Fee' fee description will be renamed to a 'Fixed Interest Rate Lock Fee'.
- The fee of \$499 will be replaced by '0.15% of the approved fixed loan amount with a minimum fee of \$499.'
- For more information on when the fee is payable visit australianunity.com.au/banking/terms-and-conditions

Deposit book customers

Please be advised that deposit books that have a BSB starting with '08' are no longer being accepted as of 15 June 2022. Please call our customer service team to discuss options.

Please check your transactions listed on this statement and report any discrepancy to Australian Unity.

If you have a residential or commercial loan, please ensure that your property is adequately insured at all times.

For further information about any account referred to in this statement including fees and charges visit australianunity.com.au/banking or call us on 1300 790 740, we're here Monday to Friday - 8.30am to 5.30pm AEST.

We have a dispute resolution system, referred to at australianunity.com.au/banking to deal with any complaints you may have in relation to the accounts referred to in this statement or any transactions on those accounts.

The Trustees
MICHAEL AND MONICA SLOAN ATF SLOAN FAMILY
SUPER FUND
19 Applegum Place
MOUNT RIVERVIEW NSW 2774

Address Rabobank Online Savings
GPO Box 4715
Sydney NSW 2001
Telephone 1800 445 445
Fax 1800 121 615
E-mail clientservicesAU@rabobank.com
Website www.Rabobank.com.au

Statement Period 01-07-2021 to 30-06-2022
Statement Date 08-07-2022
Account Name Sloan Family Super Fund

Account Type HISA
Account Number 142-201-0030924-00

Date	Transaction Details	Debit	Credit	Balance
01-07-2021	Opening balance			8,159.15
02-07-2021	Interest from Term Deposit B6H02ZJNNR0F7NXN		373.97	8,533.12
31-07-2021	Credit Interest		1.81	8,534.93
02-08-2021	Interest from Term Deposit B6H02ZJNNR0F7NXN		386.44	8,921.37
02-08-2021	Term Deposit Matured B6H02ZJNNR0F7NXN		140,000.00	148,921.37
02-08-2021	Interest from Term Deposit B8G31ZJGTI0WR5ZC		293.84	149,215.21
31-08-2021	Interest from Term Deposit B8G31ZJGTI0WR5ZC		258.22	149,473.43
31-08-2021	Credit Interest		30.72	149,504.15
06-09-2021	Sloan Family Super Fund / Xfer rabo commsec BSB 067167 A/C 12549337	30,000.00		119,504.15
27-09-2021	Sloan Family Super Fund / Xfer rabo commsec BSB 067167 A/C 12549337	100,000.00		19,504.15
30-09-2021	Interest from Term Deposit B8G31ZJGTI0WR5ZC		267.12	19,771.27
30-09-2021	Credit Interest		22.85	19,794.12

Rabobank Australia Limited ABN 50 001 621 129, AFSL 234 700.

Customers are advised that they should check all entries and report any apparent errors or unauthorised transactions as soon as possible.

At Rabobank we pride ourselves on providing high quality service to our clients, so if we don't measure up to your expectations we genuinely want to know.

For information on how to make a complaint, our complaints management process or if you are unhappy with the resolution of your complaint and require

information on how to escalate your complaint to the Australian Financial Complaints Authority (AFCA) please visit our website on

<https://www.rabobank.com.au/compliments-and-complaints/>.

Information about the products you hold with us are available on request by calling us on 1800 445 445 during operating hours.

Statement Period 01-07-2021 to 30-06-2022
Statement Date 08-07-2022
Account Name Sloan Family Super Fund

Account Type HISA
Account Number 142-201-0030924-00

Date	Transaction Details	Debit	Credit	Balance
31-10-2021	Credit Interest		4.20	19,798.32
01-11-2021	Interest from Term Deposit B8G31ZJGTI0WR5ZC		284.93	20,083.25
30-11-2021	Interest from Term Deposit B8G31ZJGTI0WR5ZC		258.22	20,341.47
30-11-2021	Credit Interest		4.13	20,345.60
31-12-2021	Interest from Term Deposit B8G31ZJGTI0WR5ZC		276.03	20,621.63
31-12-2021	Credit Interest		4.32	20,625.95
31-01-2022	Interest from Term Deposit B8G31ZJGTI0WR5ZC		276.03	20,901.98
31-01-2022	Credit Interest		4.38	20,906.36
28-02-2022	Interest from Term Deposit B8G31ZJGTI0WR5ZC		249.32	21,155.68
28-02-2022	Credit Interest		4.01	21,159.69
31-03-2022	Interest from Term Deposit B8G31ZJGTI0WR5ZC		276.03	21,435.72
31-03-2022	Credit Interest		4.49	21,440.21
30-04-2022	Credit Interest		4.41	21,444.62
02-05-2022	Interest from Term Deposit B8G31ZJGTI0WR5ZC		284.93	21,729.55
31-05-2022	Interest from Term Deposit B8G31ZJGTI0WR5ZC		258.22	21,987.77

Rabobank Australia Limited ABN 50 001 621 129, AFSL 234 700.

Customers are advised that they should check all entries and report any apparent errors or unauthorised transactions as soon as possible.

At Rabobank we pride ourselves on providing high quality service to our clients, so if we don't measure up to your expectations we genuinely want to know.

For information on how to make a complaint, our complaints management process or if you are unhappy with the resolution of your complaint and require

information on how to escalate your complaint to the Australian Financial Complaints Authority (AFCA) please visit our website on

<https://www.rabobank.com.au/compliments-and-complaints/>.

Information about the products you hold with us are available on request by calling us on 1800 445 445 during operating hours.

Statement Period 01-07-2021 to 30-06-2022
Statement Date 08-07-2022
Account Name Sloan Family Super Fund

Account Type HISA
Account Number 142-201-0030924-00

Date	Transaction Details	Debit	Credit	Balance
31-05-2022	Credit Interest		6.70	21,994.47
30-06-2022	Interest from Term Deposit B8G31ZJGTI0WR5ZC		267.12	22,261.59
30-06-2022	Credit Interest		10.40	22,271.99
30-06-2022	Closing balance			22,271.99

Statement Period 01-07-2021 to 30-06-2022
Statement Date 08-07-2022
Account Name Sloan Family Super Fund

Account Type HISA
Account Number 142-201-0030924-00

Tier 1 rate
From \$0.00
To \$250,000.00

Date

01-07-2021	0.25%
18-05-2022	0.50%
22-06-2022	0.75%
30-06-2022	0.75%



U BANK

PO Box 1466
North Sydney, NSW 2059

ubank.com.au
13 30 80



0001029191

Sloan Family Super Fund
19 Applegum PL
MOUNT RIVERVIEW NSW 2774

Here's how your USaver SMSF is working for you.

Your account	Statement period	Your account activity summary	
Sloan Family Super Fund	Starts 01 July 2021	Opening balance	\$80,135.68 Cr
BSB number 082-991	Ends 31 December 2021	Total credits	\$31.21
Account number 35-356-3511		Total debits	\$80,000.00
		Closing Balance	\$166.89Cr
		Interest Credited TFY*	\$31.21
		Withholding tax TFY	\$0.00

Account activity

Date	Account activity details	Money out (Dr)	Money in (Cr)	Balance
01/07/2021	PLEASE NOTE INTEREST RATE EFFECTIVE FROM 01-Jul-2021 IS : 0.15 % P.A			\$80,135.68 Cr
31/07/2021	PLEASE NOTE INTEREST RATE MARGIN EFFECTIVE FROM 01-Jul-2021 TO 31-Jul-2021 IS : 0.2 %			\$80,135.68 Cr
31/07/2021	Interest for 01/07/2021 - 31/07/2021		\$23.82	\$80,159.50 Cr
01/08/2021	PLEASE NOTE INTEREST RATE EFFECTIVE FROM 01-Aug-2021 IS : 0.15 % P.A			\$80,159.50 Cr
09/08/2021	Funds Transfer to SFSF CBA Commsec Xfer ubank commsec Fast Payment	\$40,000.00		\$40,159.50 Cr
31/08/2021	Interest for 01/08/2021 - 31/08/2021		\$6.43	\$40,165.93 Cr
06/09/2021	Funds Transfer to SFSF CBA Commsec Xfer ubank commsec Fast Payment	\$40,000.00		\$165.93 Cr
30/09/2021	Interest for 01/09/2021 - 30/09/2021		\$0.84	\$166.77 Cr
11/10/2021	PLEASE NOTE INTEREST RATE EFFECTIVE FROM 11-Oct-2021 IS : 0.1 % P.A			\$166.77 Cr


Are your contact details up to date?

It's important to let us know if any of your contact details have changed, like your postal address.

Check or make changes to your info in the UBank app or via Internet Banking at ubank.com.au

Don't want to receive paper statements? Change your settings so that you only receive your statements online. Simply login at ubank.com.au and go to 'Account Statements', select 'Statement Settings' and update to 'Online Only'.

Please check your statement carefully. If there are any errors or omissions please contact us immediately on 13 30 80. Please note we may adjust debits and credits to accurately reflect your account bonus. UBank is a division of National Australia Bank Limited ABN 12 004 044 937 AFSL 230686 which is the issuer of the products and services. *Interest credited does not include any withholding tax amount applicable to you.



001U7107 / E-29191 / S-37638 /

Account activity

Date	Account activity details	Money out (Dr)	Money in (Cr)	Balance
31/10/2021	PLEASE NOTE INTEREST RATE MARGIN EFFECTIVE FROM 01-Oct-2021 TO 31-Oct-2021 IS : 0.2 %			\$166.77 Cr
31/10/2021	Interest for 01/10/2021 - 31/10/2021		\$0.04	\$166.81 Cr
01/11/2021	PLEASE NOTE INTEREST RATE EFFECTIVE FROM 01-Nov-2021 IS : 0.1 % P.A			\$166.81 Cr
30/11/2021	PLEASE NOTE INTEREST RATE MARGIN EFFECTIVE FROM 01-Nov-2021 TO 30-Nov-2021 IS : 0.2 %			\$166.81 Cr
30/11/2021	Interest for 01/11/2021 - 30/11/2021		\$0.04	\$166.85 Cr
01/12/2021	PLEASE NOTE INTEREST RATE EFFECTIVE FROM 01-Dec-2021 IS : 0.1 % P.A			\$166.85 Cr
31/12/2021	PLEASE NOTE INTEREST RATE MARGIN EFFECTIVE FROM 01-Dec-2021 TO 31-Dec-2021 IS : 0.2 %			\$166.85 Cr
31/12/2021	Interest for 01/12/2021 - 31/12/2021		\$0.04	\$166.89 Cr
Totals		\$80,000.00	\$31.21	\$166.89Cr

001U7107 / E-29191 / S-37638 /



U BANK

PO Box 1466
North Sydney, NSW 2059

ubank.com.au
13 30 80



0007097299

Sloan Family Super Fund
19 Applegum PL
MOUNT RIVERVIEW NSW 2774

Here's how your USaver SMSF is working for you.

Your account	Statement period	Your account activity summary	
Sloan Family Super Fund	Starts 01 January 2022	Opening balance	\$166.89 Cr
BSB number 082-991	Ends 30 June 2022	Total credits	\$0.28
Account number 35-356-3511		Total debits	\$0.00
		Closing Balance	\$167.17Cr
		Interest Credited TFY*	\$31.49
		Withholding tax TFY	\$0.00

Account activity

Date	Account activity details	Money out (Dr)	Money in (Cr)	Balance
01/01/2022	PLEASE NOTE INTEREST RATE EFFECTIVE FROM 01-Jan-2022 IS : 0.1 % P.A			\$166.89 Cr
31/01/2022	PLEASE NOTE INTEREST RATE MARGIN EFFECTIVE FROM 01-Jan-2022 TO 31-Jan-2022 IS : 0.2 %			\$166.89 Cr
31/01/2022	Interest for 01/01/2022 - 31/01/2022		\$0.04	\$166.93 Cr
01/02/2022	PLEASE NOTE INTEREST RATE EFFECTIVE FROM 01-Feb-2022 IS : 0.1 % P.A			\$166.93 Cr
28/02/2022	PLEASE NOTE INTEREST RATE MARGIN EFFECTIVE FROM 01-Feb-2022 TO 28-Feb-2022 IS : 0.2 %			\$166.93 Cr
28/02/2022	Interest for 01/02/2022 - 28/02/2022		\$0.04	\$166.97 Cr
01/03/2022	PLEASE NOTE INTEREST RATE EFFECTIVE FROM 01-Mar-2022 IS : 0.1 % P.A			\$166.97 Cr
31/03/2022	PLEASE NOTE INTEREST RATE MARGIN EFFECTIVE FROM 01-Mar-2022 TO 31-Mar-2022 IS : 0.2 %			\$166.97 Cr
31/03/2022	Interest for 01/03/2022 - 31/03/2022		\$0.04	\$167.01 Cr


Are your contact details up to date?

It's important to let us know if any of your contact details have changed, like your postal address.

Check or make changes to your info in the UBank app or via Internet Banking at ubank.com.au

Don't want to receive paper statements? Change your settings so that you only receive your statements online. Simply login at ubank.com.au and go to 'Account Statements', select 'Statement Settings' and update to 'Online Only'.

Please check your statement carefully. If there are any errors or omissions please contact us immediately on 13 30 80. Please note we may adjust debits and credits to accurately reflect your account bonus. UBank is a division of National Australia Bank Limited ABN 12 004 044 937 AFSL 230686 which is the issuer of the products and services. *Interest credited does not include any withholding tax amount applicable to you.



182U7106 / E-97299 / S-132151 /

Account activity

Date	Account activity details	Money out (Dr)	Money in (Cr)	Balance
01/04/2022	PLEASE NOTE INTEREST RATE EFFECTIVE FROM 01-Apr-2022 IS : 0.1 % P.A			\$167.01 Cr
30/04/2022	PLEASE NOTE INTEREST RATE MARGIN EFFECTIVE FROM 01-Apr-2022 TO 30-Apr-2022 IS : 0.2 %			\$167.01 Cr
30/04/2022	Interest for 01/04/2022 - 30/04/2022		\$0.04	\$167.05 Cr
01/05/2022	PLEASE NOTE INTEREST RATE EFFECTIVE FROM 01-May-2022 IS : 0.1 % P.A			\$167.05 Cr
31/05/2022	PLEASE NOTE INTEREST RATE MARGIN EFFECTIVE FROM 01-May-2022 TO 31-May-2022 IS : 0.2 %			\$167.05 Cr
31/05/2022	Interest for 01/05/2022 - 31/05/2022		\$0.04	\$167.09 Cr
01/06/2022	PLEASE NOTE INTEREST RATE EFFECTIVE FROM 01-Jun-2022 IS : 0.1 % P.A			\$167.09 Cr
30/06/2022	PLEASE NOTE INTEREST RATE MARGIN EFFECTIVE FROM 01-Jun-2022 TO 30-Jun-2022 IS : 0.45 %			\$167.09 Cr
30/06/2022	Interest for 01/06/2022 - 30/06/2022		\$0.08	\$167.17 Cr
Totals		\$0.00	\$0.28	\$167.17 Cr

182U7106 / E-97288 / S-132151 /

61800 - Distributions Receivable

2022 Financial Year

Preparer Desiree Yutuc

Reviewer Steven Lee

Status Completed

Account Code	Description	CY Balance	LY Balance	Change
MAQ0854AU4	Charter Hall Direct Industrial No4	\$1,690.69	\$1,690.69	0%
SHSACATPFD	Centuria ATP Fund	\$487.00	\$482.90	0.85%
SHSAPPLTSPF	Placer Property Limited - the Stables Property Fund	\$579.66	\$568.44	1.97%
SHYBCENTUR	Centuria 8 Central Avenue Fund No.2	\$102.74	\$100.18	2.56%
SHYBCHARTI	Charter Hall Direct Industrial Fund No 3	\$1,868.40	\$1,619.94	15.34%
TOTAL		CY Balance	LY Balance	
		\$4,728.49	\$4,462.15	

Supporting Documents

○ General Ledger [Report](#)

Standard Checklist

Review aging of amounts receivable and comment on any delay in payment

Sloan Family Super Fund General Ledger

As at 30 June 2022

Transaction Date	Description	Units	Debit	Credit	Balance \$
Distributions Receivable (61800)					
<u>Charter Hall Direct Industrial No4 (MAQ0854AU4)</u>					
01/07/2021	Opening Balance				1,690.69 DR
19/07/2021	Direct Credit 255730 DIF4 Dist 0009743103 [Amount Receivable]			1,690.69	0.00 DR
30/06/2022	MAQ0854AU4 Year End Accrual		1,690.69		1,690.69 DR
			1,690.69	1,690.69	1,690.69 DR
<u>Centuria ATP Fund (SHSACATPFD)</u>					
01/07/2021	Opening Balance				482.90 DR
16/07/2021	Direct Credit 351572 Centuria ATPFund 0200140960			482.90	0.00 DR
30/06/2022	SHSACATPFD Year End Accrual		487.00		487.00 DR
			487.00	482.90	487.00 DR
<u>Placer Property Limited - the Stables Property Fund (SHSAPPLTSPF)</u>					
01/07/2021	Opening Balance				568.44 DR
09/08/2021	Direct Credit 255730 KM THE STABLES 0010811872			568.44	0.00 DR
30/06/2022	SHSAPPLTSPF Year End Accrual		579.66		579.66 DR
			579.66	568.44	579.66 DR
<u>Centuria 8 Central Avenue Fund No.2 (SHYBCENTUR)</u>					
01/07/2021	Opening Balance				100.18 DR
16/07/2021	Direct Credit 351572 Cen8CentrAvFund2 0200140960			100.18	0.00 DR
30/06/2022	SHYBCENTUR Year End Accrual		102.74		102.74 DR
			102.74	100.18	102.74 DR
<u>Charter Hall Direct Industrial Fund No 3 (SHYBCHARTI)</u>					
01/07/2021	Opening Balance				1,619.94 DR
19/07/2021	Direct Credit 255730 CHFDIF3 DIST 0009743103			1,619.94	0.00 DR
30/06/2022	SHYBCHARTI Year End Accrual		1,868.40		1,868.40 DR
			1,868.40	1,619.94	1,868.40 DR

Total Debits: 4,728.49

Total Credits: 4,462.15

72000 - Debt Securities (Bonds, Bills of Exchange, Promissory Notes)

2022 Financial Year

Preparer Desiree Yutuc

Reviewer Steven Lee

Status Completed

Account Code	Description	CY Units	CY Balance	LY Units	LY Balance	Change
GSIO35.AX	Australian Government Treasury Indexed Bonds	1513.000000	\$192,308.35			100%
TOTAL		CY Units	CY Balance	LY Units	LY Balance	
		1513.000000	\$192,308.35			

Supporting Documents

- Investment Movement Report [Report](#)

Standard Checklist

- Attach Investment Movement Report
- Attach relevant Statements and Source Documentation
- Ensure all Investments are valued correctly at June 30
- Ensure the investment is in accordance with the fund's investment strategy
- Ensure the investment is in accordance with the SIS Act

Sloan Family Super Fund

Investment Movement Report

As at 30 June 2022

Investment	Opening Balance		Additions		Disposals			Closing Balance		
	Units	Cost	Units	Cost	Units	Cost	Accounting Profit/(Loss)	Units	Cost	Market Value
Bank Accounts										
Australian Unity Cash Management Account S50		173.99		5,964.08					6,138.07	6,138.07
CBA Direct Investment Account 12549337		56,949.06		783,200.33		(647,134.17)			193,015.22	193,015.22
Rabobank HISA 0030924-00		8,159.15		144,112.84		(130,000.00)			22,271.99	22,271.99
UBank USaver SMSF 35-356-3511		80,135.68		31.49		(80,000.00)			167.17	167.17
		145,417.88		933,308.74		(857,134.17)			221,592.45	221,592.45
Debt Securities (Bonds, Bills of Exchange, Promissory Notes)										
GSIO35.AX - Australian Government Treasury Indexed Bonds			1,513.00	200,138.48				1,513.00	200,138.48	192,308.35
				200,138.48					200,138.48	192,308.35
Fixed Interest Securities (Australian)										
AUSUTDI12 - Australian Unity TD I12		200,000.00							200,000.00	200,000.00
RaboDirect TD7NXN - Rabo Direct TD 5yr B6H02ZJNNR0F7NXN		140,000.00				(140,000.00)			0.00	0.00
RABOTDR5ZC - Rabo TD B8G31ZJGTI0WR5ZC		100,000.00							100,000.00	100,000.00
		440,000.00				(140,000.00)			300,000.00	300,000.00
Managed Investments (Australian)										

Sloan Family Super Fund

Investment Movement Report

As at 30 June 2022

Investment	Opening Balance		Additions		Disposals			Closing Balance		
	Units	Cost	Units	Cost	Units	Cost	Accounting Profit/(Loss)	Units	Cost	Market Value
SHSAHPSMAIF - Hostplus Australian Infrastructure	0.00	(0.01)	121,220.76	170,000.00	(121,220.76)	(170,000.00)	8,581.80		(0.01)	
SHSAHPIDBAL - Hostplus Indexed Balanced	4,805.84	4,801.52			(88.45)	(88.36)	36.92	4,717.40	4,713.16	6,133.09
		4,801.51		170,000.00		(170,088.36)	8,618.72		4,713.15	6,133.09
Shares in Listed Companies (Australian)										
AWC.AX - Alumina Limited			39,603.00	80,094.06				39,603.00	80,094.06	58,018.40
CGFPC.AX - Challenger Limited	609.00	60,900.00						609.00	60,900.00	62,057.10
CBAPI.AX - COMMONWEALTH BANK. NYR3QUT (CAP NOTE 3-BBSW+3.00% PERP NON-CUM RED T-04-27)	623.00	60,066.17			(623.00)	(60,066.17)	4,585.86		0.00	
PMGOLD.AX - Gold Corporation	1,498.00	40,022.97	1,598.00	40,045.93				3,096.00	80,068.90	81,579.60
IAG.AX - Insurance Australia Group Limited			15,350.00	70,080.00	(15,350.00)	(70,080.00)	368.62		0.00	
NABPF.AX - National Australia Bank Limited	500.00	51,316.50			(500.00)	(51,316.50)	2,618.70		0.00	
SKI.AX1 - Spark Infrastructure Group	18,550.00	40,116.08	18,000.00	50,640.70	(36,550.00)	(90,756.78)	10,395.35		0.00	
TLS.AX - Telstra Corporation Limited.	19,230.00	60,262.13						19,230.00	60,262.13	74,035.50
WBCPH.AX - Westpac Banking Corporation	610.00	60,023.71			(610.00)	(60,023.71)	3,605.57		0.00	

Sloan Family Super Fund

Investment Movement Report

As at 30 June 2022

Investment	Opening Balance		Additions		Disposals			Closing Balance		Market Value
	Units	Cost	Units	Cost	Units	Cost	Accounting Profit/(Loss)	Units	Cost	
		372,707.56		240,860.69		(332,243.16)	21,574.10		281,325.09	275,690.60
Units in Unlisted Unit Trusts (Australian)										
SHYBCENTUR - Centuria 8 Central Avenue Fund No.2	12,500.00	12,500.00						12,500.00	12,500.00	23,500.00
SHSACATPFD - Centuria ATP Fund	50,000.00	50,000.00						50,000.00	50,000.00	114,000.00
SHYBCHARTI - Charter Hall Direct Industrial Fund No 3	79,506.22	80,000.00						79,506.22	80,000.00	145,321.48
MAQ0854AU4 - Charter Hall Direct Industrial No4	100,189.11	110,000.00						100,189.11	110,000.00	136,197.08
SHSAPPLTSPF - Placer Property Limited - the Stables Property Fund	30,000.00	30,000.00						30,000.00	30,000.00	50,400.00
		282,500.00							282,500.00	469,418.56
	1,245,426.95		1,544,307.91		(1,499,465.69)		30,192.82		1,290,269.17	1,465,143.05

72400 - Fixed Interest Securities (Australian)

2022 Financial Year

Preparer Desiree Yutuc

Reviewer Steven Lee

Status Completed

Account Code	Description	CY Units	CY Balance	LY Units	LY Balance	Change
AUSUTDI12	Australian Unity TD I12		\$200,000.00		\$200,000.00	0%
RABOTDR5ZC	Rabo TD B8G31ZJGTI0WR5ZC		\$100,000.00		\$100,000.00	0%
RaboDirect TD7NXN	Rabo Direct TD 5yr B6H02ZJNNR0F7NXN				\$140,000.00	100%
TOTAL		CY Units	CY Balance	LY Units	LY Balance	
			\$300,000.00		\$440,000.00	

Supporting Documents

- Investment Movement Report [Report](#)
- Statement_Australian_Unity_Term_Deposit_2021-22.pdf [AUSUTDI12](#)
- Statement_Rabo_Term_Deposit_B8G31ZJGTI0WR5ZC.pdf [RABOTDR5ZC](#)
- Statement_Rabo_Term_Deposit_B6H02ZJNNR0F7NXN_Sep_2021.pdf [RaboDirect TD7NXN](#)

Standard Checklist

- Attach Investment Movement Report
- Attach relevant Statements and Source Documentation
- Ensure all Investments are valued correctly at June 30
- Ensure the investment is in accordance with the fund's investment strategy
- Ensure the investment is in accordance with the SIS Act

Sloan Family Super Fund

Investment Movement Report

As at 30 June 2022

Investment	Opening Balance		Additions		Disposals			Closing Balance		
	Units	Cost	Units	Cost	Units	Cost	Accounting Profit/(Loss)	Units	Cost	Market Value
Bank Accounts										
Australian Unity Cash Management Account S50		173.99		5,964.08					6,138.07	6,138.07
CBA Direct Investment Account 12549337		56,949.06		783,200.33		(647,134.17)			193,015.22	193,015.22
Rabobank HISA 0030924-00		8,159.15		144,112.84		(130,000.00)			22,271.99	22,271.99
UBank USaver SMSF 35-356-3511		80,135.68		31.49		(80,000.00)			167.17	167.17
		145,417.88		933,308.74		(857,134.17)			221,592.45	221,592.45
Debt Securities (Bonds, Bills of Exchange, Promissory Notes)										
GSIO35.AX - Australian Government Treasury Indexed Bonds			1,513.00	200,138.48				1,513.00	200,138.48	192,308.35
				200,138.48					200,138.48	192,308.35
Fixed Interest Securities (Australian)										
AUSUTDI12 - Australian Unity TD I12		200,000.00							200,000.00	200,000.00
RaboDirect TD7NXN - Rabo Direct TD 5yr B6H02ZJNNR0F7NXN		140,000.00				(140,000.00)			0.00	0.00
RABOTDR5ZC - Rabo TD B8G31ZJGTI0WR5ZC		100,000.00							100,000.00	100,000.00
		440,000.00				(140,000.00)			300,000.00	300,000.00
Managed Investments (Australian)										

Sloan Family Super Fund

Investment Movement Report

As at 30 June 2022

Investment	Opening Balance		Additions		Disposals			Closing Balance		
	Units	Cost	Units	Cost	Units	Cost	Accounting Profit/(Loss)	Units	Cost	Market Value
SHSAHPSMAIF - Hostplus Australian Infrastructure	0.00	(0.01)	121,220.76	170,000.00	(121,220.76)	(170,000.00)	8,581.80		(0.01)	
SHSAHPIDBAL - Hostplus Indexed Balanced	4,805.84	4,801.52			(88.45)	(88.36)	36.92	4,717.40	4,713.16	6,133.09
		4,801.51		170,000.00		(170,088.36)	8,618.72		4,713.15	6,133.09
Shares in Listed Companies (Australian)										
AWC.AX - Alumina Limited			39,603.00	80,094.06				39,603.00	80,094.06	58,018.40
CGFPC.AX - Challenger Limited	609.00	60,900.00						609.00	60,900.00	62,057.10
CBAPI.AX - COMMONWEALTH BANK. NYR3QUT (CAP NOTE 3-BBSW+3.00% PERP NON-CUM RED T-04-27)	623.00	60,066.17			(623.00)	(60,066.17)	4,585.86		0.00	
PMGOLD.AX - Gold Corporation	1,498.00	40,022.97	1,598.00	40,045.93				3,096.00	80,068.90	81,579.60
IAG.AX - Insurance Australia Group Limited			15,350.00	70,080.00	(15,350.00)	(70,080.00)	368.62		0.00	
NABPF.AX - National Australia Bank Limited	500.00	51,316.50			(500.00)	(51,316.50)	2,618.70		0.00	
SKI.AX1 - Spark Infrastructure Group	18,550.00	40,116.08	18,000.00	50,640.70	(36,550.00)	(90,756.78)	10,395.35		0.00	
TLS.AX - Telstra Corporation Limited.	19,230.00	60,262.13						19,230.00	60,262.13	74,035.50
WBCPH.AX - Westpac Banking Corporation	610.00	60,023.71			(610.00)	(60,023.71)	3,605.57		0.00	

Sloan Family Super Fund

Investment Movement Report

As at 30 June 2022

Investment	Opening Balance		Additions		Disposals			Closing Balance		Market Value
	Units	Cost	Units	Cost	Units	Cost	Accounting Profit/(Loss)	Units	Cost	
		372,707.56		240,860.69		(332,243.16)	21,574.10		281,325.09	275,690.60
Units in Unlisted Unit Trusts (Australian)										
SHYBCENTUR - Centuria 8 Central Avenue Fund No.2	12,500.00	12,500.00						12,500.00	12,500.00	23,500.00
SHSACATPFD - Centuria ATP Fund	50,000.00	50,000.00						50,000.00	50,000.00	114,000.00
SHYBCHARTI - Charter Hall Direct Industrial Fund No 3	79,506.22	80,000.00						79,506.22	80,000.00	145,321.48
MAQ0854AU4 - Charter Hall Direct Industrial No4	100,189.11	110,000.00						100,189.11	110,000.00	136,197.08
SHSAPPLTSPF - Placer Property Limited - the Stables Property Fund	30,000.00	30,000.00						30,000.00	30,000.00	50,400.00
		282,500.00							282,500.00	469,418.56
	1,245,426.95		1,544,307.91		(1,499,465.69)		30,192.82		1,290,269.17	1,465,143.05



Term Deposit Summary

Account Details		Deposit Details		Interest Details		Payment Instructions	
Account Number	8373812 SMSF TERM DEPOSIT	Deposit Number	61707	Rate	2.978%	Maturity	Credit 83738S50 Sloan Family Super Fund
Name	Sloan Family Super Fund	Principal	\$200,000.00	Frequency	Every 6 Months	Interest	Credit 83738S50 Sloan Family Super Fund
Current Balance	\$200,000.00	Lodgement Date	29 APR 2019	Next Interest Payment	29 APR 2023		
		Term	60 Months	Paid	\$20,854.15 up to 29 Oct 2022		
		Maturity	29 APR 2024	Accrued	\$750.62 up to 14 Dec 2022		

[Manage Maturity](#)
[Manage Interest](#)

Transaction History

Date ▼	Description	Debit	Credit	Balance
28 OCT 2022	TFR TO ***38S50 [Eff Date: 29 Oct 2022]	\$2,986.16		\$200.00
28 OCT 2022	INTEREST #61707 2.978% [Eff Date: 29 Oct 2022]		\$2,986.16	\$202.98
30 SEP 2022	#61707 \$200,000 Due 29APR24 2.978%			B.
30 JUN 2022	#61707 \$200,000 Due 29APR24 2.978%			B.
29 APR 2022	TFR TO 83738S50	\$2,969.84		\$200.00
29 APR 2022	INTEREST #61707 2.978%		\$2,969.84	\$202.96
31 MAR 2022	#61707 \$200000 Due 29APR24 2.978%			B.
31 DEC 2021	#61707 \$200000 Due 29APR24 2.978%			B.
29 OCT 2021	TFR TO 83738S50	\$2,986.16		\$200.00
29 OCT 2021	INTEREST #61707 2.978%		\$2,986.16	\$202.98
30 SEP 2021	#61707 \$200000 Due 29APR24 2.978%			B.
30 JUN 2021	#61707 \$200000 Due 29APR24 2.978%			B.
29 APR 2021	TFR TO 83738S50	\$2,967.03		\$200.00
29 APR 2021	INTEREST #61707 2.978%		\$2,967.03	\$202.96
31 MAR 2021	#61707 \$200000 Due 29APR24 2.978%			B.
31 DEC 2020	#61707 \$200000 Due 29APR24 2.978%			B.
29 OCT 2020	TFR TO 83738S50	\$2,978.00		\$200.00
29 OCT 2020	INTEREST #61707 2.978%		\$2,978.00	\$202.97
30 SEP 2020	#61707 \$200000 Due 29APR24 2.978%			B.
30 JUN 2020	#61707 \$200000 Due 29APR24 2.978%			B.

Page 1

Download Search

The Trustees
MICHAEL AND MONICA SLOAN ATF SLOAN FAMILY
SUPER FUND
19 Applegum Place
MOUNT RIVERVIEW NSW 2774

Address Rabobank Online Savings
GPO Box 4715
Sydney NSW 2001
Telephone 1800 445 445
Fax 1800 121 615
E-mail clientservicesAU@rabobank.com
Website www.Rabobank.com.au

Statement Period 01-07-2021 to 30-09-2021
Statement Date 05-10-2021
Account Name Sloan Family Super Fund

Account Type Term Deposit
Account Number B6H02ZJNNR0F7NXN

Date	Transaction Details	Debit	Credit	Balance
01-07-2021	Opening balance			140,000.00
02-07-2021	Term Deposit Interest		373.97	140,373.97
02-07-2021	Net Interest to 142201003092400	373.97		140,000.00
02-08-2021	Term Deposit Interest		386.44	140,386.44
02-08-2021	Net Interest to 142201003092400	386.44		140,000.00
02-08-2021	Term Deposit Principal to 142201003092400	140,000.00		0.00
02-08-2021	Closing balance			0.00

Term Deposit Statement

The Trustees
MICHAEL AND MONICA SLOAN ATF SLOAN FAMILY
SUPER FUND
19 Applegum Place
MOUNT RIVERVIEW NSW 2774

Address Rabobank Online Savings
GPO Box 4715
Sydney NSW 2001
Telephone 1800 445 445
Fax 1800 121 615
E-mail clientservicesAU@rabobank.com
Website www.Rabobank.com.au

Statement Period 01-07-2021 to 30-09-2021
Statement Date 05-10-2021
Account Name Sloan Family Super Fund

Account Type Term Deposit
Account Number B8G31ZJGTI0WR5ZC

Date	Transaction Details	Debit	Credit	Balance
01-07-2021	Opening balance			100,000.00
02-08-2021	Term Deposit Interest		293.84	100,293.84
02-08-2021	Net Interest to 142201003092400	293.84		100,000.00
31-08-2021	Term Deposit Interest		258.22	100,258.22
31-08-2021	Net Interest to 142201003092400	258.22		100,000.00
30-09-2021	Term Deposit Interest		267.12	100,267.12
30-09-2021	Net Interest to 142201003092400	267.12		100,000.00
30-09-2021	Closing balance			100,000.00

Rabobank Australia Limited ABN 50 001 621 129, AFSL 234 700.

Customers are advised that they should check all entries and report any apparent errors or unauthorised transactions as soon as possible.

At Rabobank we pride ourselves on providing high quality service to our clients, so if we don't measure up to your expectations we genuinely want to know.

For information on how to make a complaint, our complaints management process or if you are unhappy with the resolution of your complaint and require

information on how to escalate your complaint to the Australian Financial Complaints Authority (AFCA) please visit our website on

<https://www.rabobank.com.au/compliments-and-complaints/>.

Information about the products you hold with us are available on request by calling us on 1800 445 445 during operating hours.

The Trustees
MICHAEL AND MONICA SLOAN ATF SLOAN FAMILY
SUPER FUND
19 Applegum Place
MOUNT RIVERVIEW NSW 2774

Address Rabobank Online Savings
GPO Box 4715
Sydney NSW 2001
Telephone 1800 445 445
Fax 1800 121 615
E-mail clientservicesAU@rabobank.com
Website www.Rabobank.com.au

Statement Period 01-10-2021 to 31-12-2021
Statement Date 08-01-2022
Account Name Sloan Family Super Fund

Account Type Term Deposit
Account Number B8G31ZJGTI0WR5ZC

Date	Transaction Details	Debit	Credit	Balance
01-10-2021	Opening balance			100,000.00
01-11-2021	Term Deposit Interest		284.93	100,284.93
01-11-2021	Net Interest to 142201003092400	284.93		100,000.00
30-11-2021	Term Deposit Interest		258.22	100,258.22
30-11-2021	Net Interest to 142201003092400	258.22		100,000.00
31-12-2021	Term Deposit Interest		276.03	100,276.03
31-12-2021	Net Interest to 142201003092400	276.03		100,000.00
31-12-2021	Closing balance			100,000.00

Term Deposit Statement

The Trustees
MICHAEL AND MONICA SLOAN ATF SLOAN FAMILY
SUPER FUND
19 Applegum Place
MOUNT RIVERVIEW NSW 2774

Address Rabobank Online Savings
GPO Box 4715
Sydney NSW 2001
Telephone 1800 445 445
Fax 1800 121 615
E-mail clientservicesAU@rabobank.com
Website www.Rabobank.com.au

Statement Period 01-01-2022 to 31-03-2022
Statement Date 04-04-2022
Account Name Sloan Family Super Fund

Account Type Term Deposit
Account Number B8G31ZJGTI0WR5ZC

Date	Transaction Details	Debit	Credit	Balance
01-01-2022	Opening balance			100,000.00
31-01-2022	Term Deposit Interest		276.03	100,276.03
31-01-2022	Net Interest to 142201003092400	276.03		100,000.00
28-02-2022	Term Deposit Interest		249.32	100,249.32
28-02-2022	Net Interest to 142201003092400	249.32		100,000.00
31-03-2022	Term Deposit Interest		276.03	100,276.03
31-03-2022	Net Interest to 142201003092400	276.03		100,000.00
31-03-2022	Closing balance			100,000.00

Rabobank Australia Limited ABN 50 001 621 129, AFSL 234 700.

Customers are advised that they should check all entries and report any apparent errors or unauthorised transactions as soon as possible.

At Rabobank we pride ourselves on providing high quality service to our clients, so if we don't measure up to your expectations we genuinely want to know.

For information on how to make a complaint, our complaints management process or if you are unhappy with the resolution of your complaint and require

information on how to escalate your complaint to the Australian Financial Complaints Authority (AFCA) please visit our website on

<https://www.rabobank.com.au/compliments-and-complaints/>.

Information about the products you hold with us are available on request by calling us on 1800 445 445 during operating hours.

Term Deposit Statement

The Trustees
MICHAEL AND MONICA SLOAN ATF SLOAN FAMILY
SUPER FUND
19 Applegum Place
MOUNT RIVERVIEW NSW 2774

Address Rabobank Online Savings
GPO Box 4715
Sydney NSW 2001
Telephone 1800 445 445
Fax 1800 121 615
E-mail clientservicesAU@rabobank.com
Website www.Rabobank.com.au

Statement Period 01-04-2022 to 30-06-2022
Statement Date 05-07-2022
Account Name Sloan Family Super Fund

Account Type Term Deposit
Account Number B8G31ZJGTI0WR5ZC

Date	Transaction Details	Debit	Credit	Balance
01-04-2022	Opening balance			100,000.00
02-05-2022	Term Deposit Interest		284.93	100,284.93
02-05-2022	Net Interest to 142201003092400	284.93		100,000.00
31-05-2022	Term Deposit Interest		258.22	100,258.22
31-05-2022	Net Interest to 142201003092400	258.22		100,000.00
30-06-2022	Term Deposit Interest		267.12	100,267.12
30-06-2022	Net Interest to 142201003092400	267.12		100,000.00
30-06-2022	Closing balance			100,000.00

Rabobank Australia Limited ABN 50 001 621 129, AFSL 234 700.

Customers are advised that they should check all entries and report any apparent errors or unauthorised transactions as soon as possible.

At Rabobank we pride ourselves on providing high quality service to our clients, so if we don't measure up to your expectations we genuinely want to know.

For information on how to make a complaint, our complaints management process or if you are unhappy with the resolution of your complaint and require information on how to escalate your complaint to the Australian Financial Complaints Authority (AFCA) please visit our website on <https://www.rabobank.com.au/compliments-and-complaints/>.

Information about the products you hold with us are available on request by calling us on 1800 445 445 during operating hours.

74700 - Managed Investments (Australian)

2022 Financial Year

Preparer Desiree Yutuc

Reviewer Steven Lee

Status Completed

Account Code	Description	CY Units	CY Balance	LY Units	LY Balance	Change
SHSAHPIDBAL	Hostplus Indexed Balanced	4717.398400	\$6,133.09	4805.843900	\$6,685.89	(8.27)%
SHSAHPSMAIF	Hostplus Australian Infrastructure	0.000000		0.000000		0%
TOTAL		CY Units	CY Balance	LY Units	LY Balance	
		4717.398400	\$6,133.09	4805.843900	\$6,685.89	

Supporting Documents

- Investment Movement Report [Report](#)
- 2022_Hostplus statements.pdf

Standard Checklist

- Attach Annual statements from fund managers, Master Trust, Platform or Wrap providers confirming ownership and value
- Attach copies of Statements and Source Documentation
- Attach Investment Movement Report
- Ensure all Investments are valued correctly at June 30
- Ensure the investment is in accordance with the Fund's investment strategy
- Ensure the investment is in accordance with the SIS Act

Sloan Family Super Fund

Investment Movement Report

As at 30 June 2022

Investment	Opening Balance		Additions		Disposals			Closing Balance		
	Units	Cost	Units	Cost	Units	Cost	Accounting Profit/(Loss)	Units	Cost	Market Value
Bank Accounts										
Australian Unity Cash Management Account S50		173.99		5,964.08					6,138.07	6,138.07
CBA Direct Investment Account 12549337		56,949.06		783,200.33		(647,134.17)			193,015.22	193,015.22
Rabobank HISA 0030924-00		8,159.15		144,112.84		(130,000.00)			22,271.99	22,271.99
UBank USaver SMSF 35-356-3511		80,135.68		31.49		(80,000.00)			167.17	167.17
		145,417.88		933,308.74		(857,134.17)			221,592.45	221,592.45
Debt Securities (Bonds, Bills of Exchange, Promissory Notes)										
GSIO35.AX - Australian Government Treasury Indexed Bonds			1,513.00	200,138.48				1,513.00	200,138.48	192,308.35
				200,138.48					200,138.48	192,308.35
Fixed Interest Securities (Australian)										
AUSUTDI12 - Australian Unity TD I12		200,000.00							200,000.00	200,000.00
RaboDirect TD7NXN - Rabo Direct TD 5yr B6H02ZJNNR0F7NXN		140,000.00				(140,000.00)			0.00	0.00
RABOTDR5ZC - Rabo TD B8G31ZJGTI0WR5ZC		100,000.00							100,000.00	100,000.00
		440,000.00				(140,000.00)			300,000.00	300,000.00
Managed Investments (Australian)										

Sloan Family Super Fund

Investment Movement Report

As at 30 June 2022

Investment	Opening Balance		Additions		Disposals			Closing Balance		
	Units	Cost	Units	Cost	Units	Cost	Accounting Profit/(Loss)	Units	Cost	Market Value
SHSAHPSMAIF - Hostplus Australian Infrastructure	0.00	(0.01)	121,220.76	170,000.00	(121,220.76)	(170,000.00)	8,581.80		(0.01)	
SHSAHPIDBAL - Hostplus Indexed Balanced	4,805.84	4,801.52			(88.45)	(88.36)	36.92	4,717.40	4,713.16	6,133.09
		4,801.51		170,000.00		(170,088.36)	8,618.72		4,713.15	6,133.09
Shares in Listed Companies (Australian)										
AWC.AX - Alumina Limited			39,603.00	80,094.06				39,603.00	80,094.06	58,018.40
CGFPC.AX - Challenger Limited	609.00	60,900.00						609.00	60,900.00	62,057.10
CBAPI.AX - COMMONWEALTH BANK. NYR3QUT (CAP NOTE 3-BBSW+3.00% PERP NON-CUM RED T-04-27)	623.00	60,066.17			(623.00)	(60,066.17)	4,585.86		0.00	
PMGOLD.AX - Gold Corporation	1,498.00	40,022.97	1,598.00	40,045.93				3,096.00	80,068.90	81,579.60
IAG.AX - Insurance Australia Group Limited			15,350.00	70,080.00	(15,350.00)	(70,080.00)	368.62		0.00	
NABPF.AX - National Australia Bank Limited	500.00	51,316.50			(500.00)	(51,316.50)	2,618.70		0.00	
SKI.AX1 - Spark Infrastructure Group	18,550.00	40,116.08	18,000.00	50,640.70	(36,550.00)	(90,756.78)	10,395.35		0.00	
TLS.AX - Telstra Corporation Limited.	19,230.00	60,262.13						19,230.00	60,262.13	74,035.50
WBCPH.AX - Westpac Banking Corporation	610.00	60,023.71			(610.00)	(60,023.71)	3,605.57		0.00	

Sloan Family Super Fund

Investment Movement Report

As at 30 June 2022

Investment	Opening Balance		Additions		Disposals			Closing Balance		Market Value
	Units	Cost	Units	Cost	Units	Cost	Accounting Profit/(Loss)	Units	Cost	
		372,707.56		240,860.69		(332,243.16)	21,574.10		281,325.09	275,690.60
Units in Unlisted Unit Trusts (Australian)										
SHYBCENTUR - Centuria 8 Central Avenue Fund No.2	12,500.00	12,500.00						12,500.00	12,500.00	23,500.00
SHSACATPFD - Centuria ATP Fund	50,000.00	50,000.00						50,000.00	50,000.00	114,000.00
SHYBCHARTI - Charter Hall Direct Industrial Fund No 3	79,506.22	80,000.00						79,506.22	80,000.00	145,321.48
MAQ0854AU4 - Charter Hall Direct Industrial No4	100,189.11	110,000.00						100,189.11	110,000.00	136,197.08
SHSAPPLTSPF - Placer Property Limited - the Stables Property Fund	30,000.00	30,000.00						30,000.00	30,000.00	50,400.00
		282,500.00							282,500.00	469,418.56
	1,245,426.95		1,544,307.91		(1,499,465.69)		30,192.82		1,290,269.17	1,465,143.05



Michael Sloan & Monica Therese Sloan
 ATF Sloan Family Super Fund
 Att: Mr Michael Sloan
 19 Applegum Place
 MOUNT RIVERVIEW NSW 2774
 AUSTRALIA

21 October 2021

Investor No. 46785020

Hostplus Self-Managed Invest Quarterly Statements

Quarterly statement for period ending 30 September, 2021

Summary of your investments as at 30 September 2021

Portfolio Name	Units	Unit Price	Market Value
Pension - IFM - Australian Infrastructure	121,220.7644	AUD 1.4131	171,297.06
Pension - Indexed Balanced	4,776.8081	AUD 1.4150	6,759.18

Details of your transactions for the period 01 July 2021 to 30 September 2021

Pension - IFM - Australian Infrastructure

Effective Date	Description	Amount	Direct fees	Unit Price	Number Of Units	Unit Balance
01-Jul-21	Opening Balance	AUD 0.00		1.4045		0.0000
07-Sep-21	Application	AUD 170,000.00	0.00	1.4024	121,220.7644	121,220.7644
30-Sep-21	Closing Balance	AUD 171,297.06		1.4131		121,220.7644
	Total	AUD 170,000.00	0.00		121,220.7644	

Return On Investment

AUD 1,297.06

Pension - Indexed Balanced

Effective Date	Description	Amount	Direct fees	Unit Price	Number Of Units	Unit Balance
01-Jul-21	Opening Balance	AUD 6,685.89		1.3912		4,805.8439
01-Jul-21	Administration Fee	AUD (13.75)	13.75	1.3926	(9.8736)	4,795.9703
02-Aug-21	Administration Fee	AUD (13.75)	13.75	1.4241	(9.6552)	4,786.3151
01-Sep-21	Administration Fee	AUD (13.75)	13.75	1.4463	(9.5070)	4,776.8081
30-Sep-21	Closing Balance	AUD 6,759.18		1.4150		4,776.8081
	Total	AUD (41.25)	41.25		(29.0358)	

Return On Investment

AUD 114.54



Fees and Costs Summary

Total fees you paid for the period 01 July 2021 to 30 September 2021

Fees deducted directly from your account

This amount has been deducted directly from your account (reflected in the transactions listed on this statement)

Fees deducted directly from your account		41.25
Total fees deducted directly from your account	AUD	41.25

Fees and costs deducted from your investment

This approximate amount has been deducted from your investment and covers amounts that have reduced the return on your investment and that are not reflected as transactions listed on this statement or in the Additional Explanation of Fees and Costs

Fees and costs deducted from your investment	AUD	Amount
Pension - IFM - Australian Infrastructure		58.46
Pension - Indexed Balanced		1.04
Total fees and costs deducted from your investment	AUD	59.50

Total fees and costs you paid

This approximate amount includes all the fees and costs which affected your investment during the period.

Total fees and costs you paid	AUD	100.75
--------------------------------------	------------	---------------



Additional information about your investment

Your closing balance is an estimate of the withdrawal benefit if you withdrew your investment at the date shown. Your closing balance may change when you decide to withdraw your investment. At the time of withdrawing, please check your updated account balance by visiting your account online.

Additional Explanation of fees and costs

Administration fees and costs are fees and costs that relate to the administration or operation of the superannuation entity and includes costs that:

- (a) relate to that administration or operation; and
- (b) are not otherwise charged as investment fees and costs, a buy-sell spread, a switching fee, an activity fee, an advice fee or an insurance fee.

The SMI Administration Fee is deducted from your account each month and paid into the Pooled Superannuation Trust's (PST) Administration Reserve. The PST's Administration Reserve is separately maintained by the Trustee to manage the receipt of Administration Fees and the payment of PST expenditure. Any tax benefit associated with Fund expenditure is paid into the Fund's Administration Reserve.

Investment fees and costs are fees and costs that relate to the investment of the assets of a superannuation entity and includes:

- (a) fees in payment for the exercise of care and expertise in the investment of those assets (including performance fees); and
- (b) costs incurred by the trustee of the entity:
 - (i) that relate to the investment of assets of the entity; and
 - (ii) are not otherwise charged as administration fees and costs, a buy-sell spread, a switching, activity, advice or insurance fees.

In certain circumstances, Hostplus agrees, as part of the fees payable to an investment manager, to pay a performance fee. Performance fees are payable to investment managers if they outperform required performance targets. The performance fees payable varies between the underlying investment managers and may change from year to year. These performance fees are included within the investment fee and are borne by members invested in an investment option before investment earnings are declared and applied to their account. Investment fees can change as a result of changes to the performance fees. Under the law, performance fees are calculated by averaging these over a 5 year period

The Fees have been capped at 3% of the account balance for the members with account balance less than \$6,000 this statement is prescribed by law but it only relates to interests in the Hostplus Superannuation Fund.

For further details on fees please refer to the Product Disclosure Statement and Additional Information Brochure available from our website. Please note the updates provided above are current as of the date of preparation. For up to date information about your investment please log into your account on-line or contact us via phone or email.

The long-term investment returns are not necessarily reflective of your actual return over the same period.

All investment options in the Hostplus Pooled Superannuation Trust commenced in May 2019 except the Property and Infrastructure investment options, which commenced on 27 Nov 2017.

We are obliged to provide you with any information you reasonably require to understand your benefit. Should you require further information please contact us via the details below.

Host-Plus Pty Limited as Trustee for the Hostplus Pooled Superannuation Trust
Level 9, 114 William Street, Melbourne, VIC 3000
Email: smi@hostplus.com.au Website: www.hostplus.com.au Telephone: 1300 350 819

Hostplus has established procedures to ensure complaints about financial services provided by it or by its authorised representatives are properly considered, handled quickly and fairly.

If you wish to make a complaint, please call 1300 350 819. We'll do everything in our power to attend to your matter promptly and courteously, or write to: Hostplus Self-Managed Invest, Resolutions Officer, Locked Bag 5046, Parramatta NSW 2124

The Trustee will acknowledge complaints within 7 days and aims to resolve all complaints within 45 days of receipt. However, if you are not satisfied with either the way the Trustee handles your complaint or its resolution, you may contact the Australian Financial Complaints Authority (AFCA):

Mail: GPO Box 3, Melbourne VIC 3001 Email: info@afca.org.au Web: afca.org.au Phone: 1800 931 678



Michael Sloan & Monica Therese Sloan
 ATF Sloan Family Super Fund
 Att: Mr Michael Sloan
 19 Applegum Place
 MOUNT RIVERVIEW NSW 2774
 AUSTRALIA

17 January 2022

Investor No. 46785020

Hostplus Self-Managed Invest Quarterly Statements

Quarterly statement for period ending 31 December, 2021

Summary of your investments as at 31 December 2021

Portfolio Name	Units	Unit Price	Market Value
Pension - IFM - Australian Infrastructure	0.0000 AUD	1.4742	0.00
Pension - Indexed Balanced	4,775.7281 AUD	1.4688	7,014.59

Details of your transactions for the period 01 October 2021 to 31 December 2021

Pension - IFM - Australian Infrastructure

Effective Date	Description	Amount	Direct fees	Unit Price	Number Of Units	Unit Balance
01-Oct-21	Opening Balance	AUD 171,297.06		1.4131		121,220.7644
01-Oct-21	Administration Fee	AUD (13.23)	13.23	1.4131	(9.3624)	121,211.4020
01-Nov-21	Administration Fee	AUD (13.24)	13.24	1.4678	(9.0203)	121,202.3817
01-Dec-21	Administration Fee	AUD (13.24)	13.24	1.4709	(9.0013)	121,193.3804
23-Dec-21	Redemption	AUD (178,542.09)	0.00	1.4732	(121,193.3804)	0.0000
31-Dec-21	Closing Balance	AUD 0.00		1.4742		0.0000
	Total	AUD (178,581.80)	39.71		(121,220.7644)	

Return On Investment AUD 7,284.74

Pension - Indexed Balanced

Effective Date	Description	Amount	Direct fees	Unit Price	Number Of Units	Unit Balance
01-Oct-21	Opening Balance	AUD 6,759.18		1.4150		4,776.8081
01-Oct-21	Administration Fee	AUD (0.52)	0.52	1.4076	(0.3694)	4,776.4387
01-Nov-21	Administration Fee	AUD (0.51)	0.51	1.4371	(0.3549)	4,776.0838
01-Dec-21	Administration Fee	AUD (0.51)	0.51	1.4337	(0.3557)	4,775.7281
31-Dec-21	Closing Balance	AUD 7,014.59		1.4688		4,775.7281
	Total	AUD (1.54)	1.54		(1.0800)	

Return On Investment AUD 256.95



Fees and Costs Summary

Total fees you paid for the period 01 October 2021 to 31 December 2021

Fees deducted directly from your account

This amount has been deducted directly from your account (reflected in the transactions listed on this statement)

Fees deducted directly from your account		41.25
Total fees deducted directly from your account	AUD	41.25

Fees and costs deducted from your investment

This approximate amount has been deducted from your investment and covers amounts that have reduced the return on your investment and that are not reflected as transactions listed on this statement or in the Additional Explanation of Fees and Costs

Fees and costs deducted from your investment	AUD	Amount
Pension - IFM - Australian Infrastructure		235.66
Pension - Indexed Balanced		1.04
Total fees and costs deducted from your investment	AUD	236.70

Total fees and costs you paid

This approximate amount includes all the fees and costs which affected your investment during the period.

Total fees and costs you paid	AUD	277.95
--------------------------------------	------------	---------------



Additional information about your investment

Your closing balance is an estimate of the withdrawal benefit if you withdrew your investment at the date shown. Your closing balance may change when you decide to withdraw your investment. At the time of withdrawing, please check your updated account balance by visiting your account online.

Additional Explanation of fees and costs

Administration fees and costs are fees and costs that relate to the administration or operation of the superannuation entity and includes costs that:

- (a) relate to that administration or operation; and
- (b) are not otherwise charged as investment fees and costs, a buy-sell spread, a switching fee, an activity fee, an advice fee or an insurance fee.

The SMI Administration Fee is deducted from your account each month and paid into the Pooled Superannuation Trust's (PST) Administration Reserve. The PST's Administration Reserve is separately maintained by the Trustee to manage the receipt of Administration Fees and the payment of PST expenditure. Any tax benefit associated with Fund expenditure is paid into the Fund's Administration Reserve.

Investment fees and costs are fees and costs that relate to the investment of the assets of a superannuation entity and includes:

- (a) fees in payment for the exercise of care and expertise in the investment of those assets (including performance fees); and
- (b) costs incurred by the trustee of the entity:
 - (i) that relate to the investment of assets of the entity; and
 - (ii) are not otherwise charged as administration fees and costs, a buy-sell spread, a switching, activity, advice or insurance fees.

In certain circumstances, Hostplus agrees, as part of the fees payable to an investment manager, to pay a performance fee. Performance fees are payable to investment managers if they outperform required performance targets. The performance fees payable varies between the underlying investment managers and may change from year to year. These performance fees are included within the investment fee and are borne by members invested in an investment option before investment earnings are declared and applied to their account. Investment fees can change as a result of changes to the performance fees. Under the law, performance fees are calculated by averaging these over a 5 year period

The Fees have been capped at 3% of the account balance for the members with account balance less than \$6,000 this statement is prescribed by law but it only relates to interests in the Hostplus Superannuation Fund.

For further details on fees please refer to the Product Disclosure Statement and Additional Information Brochure available from our website. Please note the updates provided above are current as of the date of preparation. For up to date information about your investment please log into your account on-line or contact us via phone or email.

The long-term investment returns are not necessarily reflective of your actual return over the same period.

All investment options in the Hostplus Pooled Superannuation Trust commenced in May 2019 except the Property and Infrastructure investment options, which commenced on 27 Nov 2017.

We are obliged to provide you with any information you reasonably require to understand your benefit. Should you require further information please contact us via the details below.

Host-Plus Pty Limited as Trustee for the Hostplus Pooled Superannuation Trust
Level 9, 114 William Street, Melbourne, VIC 3000
Email: smi@hostplus.com.au Website: www.hostplus.com.au Telephone: 1300 350 819

Hostplus has established procedures to ensure complaints about financial services provided by it or by its authorised representatives are properly considered, handled quickly and fairly.

If you wish to make a complaint, please call 1300 350 819. We'll do everything in our power to attend to your matter promptly and courteously, or write to: Hostplus Self-Managed Invest, Resolutions Officer, Locked Bag 5046, Parramatta NSW 2124

The Trustee will acknowledge complaints within 7 days and aims to resolve all complaints within 45 days of receipt. However, if you are not satisfied with either the way the Trustee handles your complaint or its resolution, you may contact the Australian Financial Complaints Authority (AFCA):

Mail: GPO Box 3, Melbourne VIC 3001 Email: info@afca.org.au Web: afca.org.au Phone: 1800 931 678



Michael Sloan & Monica Therese Sloan
 ATF Sloan Family Super Fund
 Att: Mr Michael Sloan
 19 Applegum Place
 MOUNT RIVERVIEW NSW 2774
 AUSTRALIA

16 May 2022

Investor No. 46785020

Hostplus Self-Managed Invest Quarterly Statements

Quarterly statement for period ending 31 March, 2022

Summary of your consolidated investments as at 31 March 2022

Effective Date	Description		Market Value
04/01/2022	Opening Balance	AUD	7,014.59
31/03/2022	Closing Balance	AUD	6,783.76

Summary of your investments as at 31 March 2022

Portfolio Name	Units	Unit Price	Market Value
Pension - Indexed Balanced	4,746.8769	AUD 1.4291	6,783.76

Details of your transactions for the period 04 January 2022 to 31 March 2022

Pension - Indexed Balanced

Effective Date	Description	Amount	Direct fees	Unit Price	Number Of Units	Unit Balance
04-Jan-22	Opening Balance	AUD 7,014.59		1.4688		4,775.7281
04-Jan-22	Administration Fee	AUD (13.75)	13.75	1.4829	(9.2724)	4,766.4557
01-Feb-22	Administration Fee	AUD (13.75)	13.75	1.4179	(9.6974)	4,756.7583
01-Mar-22	Administration Fee	AUD (13.75)	13.75	1.3915	(9.8814)	4,746.8769
31-Mar-22	Closing Balance	AUD 6,783.76		1.4291		4,746.8769
	Total	AUD (41.25)	41.25		(28.8512)	

Return On Investment

AUD (189.58)



Fees and Costs Summary

Total fees you paid for the period 04 January 2022 to 31 March 2022

Fees deducted directly from your account

This amount has been deducted directly from your account (reflected in the transactions listed on this statement)

Fees deducted directly from your account		41.25
Total fees deducted directly from your account	AUD	41.25

Fees and costs deducted from your investment

This approximate amount has been deducted from your investment and covers amounts that have reduced the return on your investment and that are not reflected as transactions listed on this statement or in the Additional Explanation of Fees and Costs

Fees and costs deducted from your investment	AUD	Amount
Pension - Indexed Balanced		1.25
Total fees and costs deducted from your investment	AUD	1.25

Total fees and costs you paid

This approximate amount includes all the fees and costs which affected your investment during the period.

Total fees and costs you paid	AUD	42.50
--------------------------------------	------------	--------------



Additional information about your investment

Your closing balance is an estimate of the withdrawal benefit if you withdrew your investment at the date shown. Your closing balance may change when you decide to withdraw your investment. At the time of withdrawing, please check your updated account balance by visiting your account online.

Additional Explanation of fees and costs

Administration fees and costs are fees and costs that relate to the administration or operation of the superannuation entity and includes costs that:

- (a) relate to that administration or operation; and
- (b) are not otherwise charged as investment fees and costs, a buy-sell spread, a switching fee, an activity fee, an advice fee or an insurance fee.

The SMI Administration Fee is deducted from your account each month and paid into the Pooled Superannuation Trust's (PST) Administration Reserve. The PST's Administration Reserve is separately maintained by the Trustee to manage the receipt of Administration Fees and the payment of PST expenditure. Any tax benefit associated with Fund expenditure is paid into the Fund's Administration Reserve.

Investment fees and costs are fees and costs that relate to the investment of the assets of a superannuation entity and includes:

- (a) fees in payment for the exercise of care and expertise in the investment of those assets (including performance fees); and
- (b) costs incurred by the trustee of the entity that:
 - (i) relate to the investment of assets of the entity; and
 - (ii) are not otherwise charged as administration fees and costs, a buy-sell spread, a switching, activity, advice or insurance fees.

Indirect fees and costs, deducted from your investment, may include a trustee indemnity fee. The trustee indemnity fee rules arise from Supreme Court-ordered changes to the Hostplus Superannuation Fund and PST trust deeds in response to recent legislative changes which impact all superannuation fund trustees' indemnity rights on and from 1 January 2022.

The Hostplus trustee indemnity fee is charged as follows:

0.0155% of the value of gross investment returns attributable to your account balance and deducted before net returns are credited to your account.

In certain circumstances, Hostplus agrees, as part of the fees payable to an investment manager, to pay a performance fee. Performance fees are payable to investment managers if they outperform required performance targets. The performance fees payable vary between the underlying investment managers and may change from year to year. These performance fees are included within the investment fee and are borne by members invested in an investment option before investment earnings are declared and applied to their account. Investment fees can change as a result of changes to the performance fees. Under the law, performance fees are calculated by averaging these over a 5-year period.

The Fees have been capped at 3% of the account balance for the members with an account balance less than \$6,000. This statement is prescribed by law, but it only relates to interests in the Hostplus Superannuation Fund.

For further details on fees please refer to the Product Disclosure Statement and Additional Information Brochure available from our website. Please note the updates provided above are current as of the date of preparation. For up-to-date information about your investment please log into your account on-line or contact us via phone or email.

The long-term investment returns are not necessarily reflective of your actual return over the same period.

All investment options in the Hostplus PST commenced in November 2017 except the Property and Infrastructure investment options, which commenced in May 2019 and the Australian Shares – Indexed, Diversified Fixed Interest – Indexed, International Shares – Emerging Markets investment options which were introduced on 18 March 2022.

We are obliged to provide you with any information you reasonably require to understand your benefit. Should you require further information please contact us via the details below.

Host-Plus Pty Limited as Trustee for the Hostplus Pooled Superannuation Trust
Level 9, 114 William Street, Melbourne, VIC 3000
Email: smi@hostplus.com.au | Website: www.hostplus.com.au | Telephone: 1300 350 819

Hostplus has established procedures to ensure complaints about financial services provided by it or by its authorised representatives are properly considered, handled quickly and fairly.

If you wish to make a complaint, please call 1300 350 819. We'll do everything in our power to attend to your matter promptly and courteously, or write to: Hostplus Self-Managed Invest, Resolutions Officer, Locked Bag 5046, Parramatta NSW 2124, or email resolutions@hostplus.com.au

The Trustee will acknowledge complaints within 1 business day and aims to resolve all complaints within 45 days of receipt. However, if you are not satisfied with either the way the Trustee handles your complaint or its resolution, you may contact the Australian Financial Complaints Authority (AFCA):

Mail: GPO Box 3, Melbourne VIC 3001 | Email: info@afca.org.au | Web: afca.org.au | Phone: 1800 931 678

Hostplus Self-Managed Invest (SMI) is issued by Host-Plus Pty Limited ABN 79 008 634 704 AFSL 244392 RSE L0000093 in its capacity as the Trustee of the Hostplus Pooled Superannuation Trust (PST) ABN 13 140 019 340 RSE R1076257



Michael Sloan & Monica Therese Sloan
 ATF Sloan Family Super Fund
 Att: Mr Michael Sloan
 19 Applegum Place
 MOUNT RIVERVIEW NSW 2774
 AUSTRALIA

8 August 2022

Investor No. 46785020

Hostplus Self-Managed Invest Quarterly Statements

Quarterly statement for period ending 30 June, 2022

Summary of your consolidated investments as at 30 June 2022

Effective Date	Description		Market Value
01/04/2022	Opening Balance	AUD	6,783.76
30/06/2022	Closing Balance	AUD	6,133.09

Summary of your investments as at 30 June 2022

Portfolio Name	Units	Unit Price	Market Value
Pension - Indexed Balanced	4,717.3984 AUD	1.3001	6,133.09

Details of your transactions for the period 01 April 2022 to 30 June 2022

Pension - Indexed Balanced

Effective Date	Description	Amount	Direct fees	Unit Price	Number Of Units	Unit Balance
01-Apr-22	Opening Balance	AUD 6,783.76		1.4291		4,746.8769
01-Apr-22	Administration Fee	AUD (13.75)	13.75	1.4309	(9.6093)	4,737.2676
02-May-22	Administration Fee	AUD (13.75)	13.75	1.3920	(9.8779)	4,727.3897
01-Jun-22	Administration Fee	AUD (13.75)	13.75	1.3762	(9.9913)	4,717.3984
30-Jun-22	Closing Balance	AUD 6,133.09		1.3001		4,717.3984
	Total	AUD (41.25)	41.25		(29.4785)	

Return On Investment

AUD (609.42)



Fees and Costs Summary

Total fees you paid for the period 01 April 2022 to 30 June 2022

Fees deducted directly from your account

This amount has been deducted directly from your account (reflected in the transactions listed on this statement)

Fees deducted directly from your account		41.25
Total fees deducted directly from your account	AUD	41.25

Fees and costs deducted from your investment

This approximate amount has been deducted from your investment and covers amounts that have reduced the return on your investment and that are not reflected as transactions listed on this statement or in the Additional Explanation of Fees and Costs

Fees and costs deducted from your investment	AUD	Amount
Pension - Indexed Balanced		0.65
Total fees and costs deducted from your investment	AUD	0.65

Total fees and costs you paid

This approximate amount includes all the fees and costs which affected your investment during the period.

Total fees and costs you paid	AUD	41.90
--------------------------------------	------------	--------------



Additional information about your investment

Your closing balance is an estimate of the withdrawal benefit if you withdrew your investment at the date shown. Your closing balance may change when you decide to withdraw your investment. At the time of withdrawing, please check your updated account balance by visiting your account online.

Additional Explanation of fees and costs

Administration fees and costs are fees and costs that relate to the administration or operation of the superannuation entity and includes costs that:

- (a) relate to that administration or operation; and
- (b) are not otherwise charged as investment fees and costs, a buy-sell spread, a switching fee, an activity fee, an advice fee or an insurance fee.

The SMI Administration Fee is deducted from your account each month and paid into the Pooled Superannuation Trust's (PST) Administration Reserve. The PST's Administration Reserve is separately maintained by the Trustee to manage the receipt of Administration Fees and the payment of PST expenditure. Any tax benefit associated with Fund expenditure is paid into the Fund's Administration Reserve.

Investment fees and costs are fees and costs that relate to the investment of the assets of a superannuation entity and includes:

- (a) fees in payment for the exercise of care and expertise in the investment of those assets (including performance fees); and
- (b) costs incurred by the trustee of the entity that:
 - (i) relate to the investment of assets of the entity; and
 - (ii) are not otherwise charged as administration fees and costs, a buy-sell spread, a switching, activity, advice or insurance fees.

Indirect fees and costs, deducted from your investment, may include a trustee indemnity fee. The trustee indemnity fee rules arise from Supreme Court-ordered changes to the Hostplus Superannuation Fund and PST trust deeds in response to recent legislative changes which impact all superannuation fund trustees' indemnity rights on and from 1 January 2022.

The Hostplus trustee indemnity fee is charged as follows:

0.0155% of the value of gross investment returns attributable to your account balance and deducted before net returns are credited to your account.

In certain circumstances, Hostplus agrees, as part of the fees payable to an investment manager, to pay a performance fee. Performance fees are payable to investment managers if they outperform required performance targets. The performance fees payable vary between the underlying investment managers and may change from year to year. These performance fees are included within the investment fee and are borne by members invested in an investment option before investment earnings are declared and applied to their account. Investment fees can change as a result of changes to the performance fees. Under the law, performance fees are calculated by averaging these over a 5-year period.

The Fees have been capped at 3% of the account balance for the members with an account balance less than \$6,000. This statement is prescribed by law, but it only relates to interests in the Hostplus Superannuation Fund.

For further details on fees please refer to the Product Disclosure Statement and Additional Information Brochure available from our website. Please note the updates provided above are current as of the date of preparation. For up-to-date information about your investment please log into your account on-line or contact us via phone or email.

The long-term investment returns are not necessarily reflective of your actual return over the same period.

All investment options in the Hostplus PST commenced in November 2017 except the Property and Infrastructure investment options, which commenced in May 2019 and the Australian Shares – Indexed, Diversified Fixed Interest – Indexed, International Shares – Emerging Markets investment options which were introduced on 18 March 2022.

We are obliged to provide you with any information you reasonably require to understand your benefit. Should you require further information please contact us via the details below.

Host-Plus Pty Limited as Trustee for the Hostplus Pooled Superannuation Trust
Level 9, 114 William Street, Melbourne, VIC 3000
Email: smi@hostplus.com.au | Website: www.hostplus.com.au | Telephone: 1300 350 819

Hostplus has established procedures to ensure complaints about financial services provided by it or by its authorised representatives are properly considered, handled quickly and fairly.

If you wish to make a complaint, please call 1300 350 819. We'll do everything in our power to attend to your matter promptly and courteously, or write to: Hostplus Self-Managed Invest, Resolutions Officer, Locked Bag 5046, Parramatta NSW 2124, or email resolutions@hostplus.com.au

The Trustee will acknowledge complaints within 1 business day and aims to resolve all complaints within 45 days of receipt. However, if you are not satisfied with either the way the Trustee handles your complaint or its resolution, you may contact the Australian Financial Complaints Authority (AFCA):

Mail: GPO Box 3, Melbourne VIC 3001 | Email: info@afca.org.au | Web: afca.org.au | Phone: 1800 931 678

Hostplus Self-Managed Invest (SMI) is issued by Host-Plus Pty Limited ABN 79 008 634 704 AFSL 244392 RSE L0000093 in its capacity as the Trustee of the Hostplus Pooled Superannuation Trust (PST) ABN 13 140 019 340 RSE R1076257

77600 - Shares in Listed Companies (Australian)

2022 Financial Year

Preparer Desiree Yutuc

Reviewer Steven Lee

Status Completed

Account Code	Description	CY Units	CY Balance	LY Units	LY Balance	Change
AWC.AX	Alumina Limited	39603.000000	\$58,018.40			100%
CBAPI.AX	COMMONWEALTH BANK. NYR3QUT (CAP NOTE 3-BBSW+3.00% PERP NON-CUM RED T-04-27)	0.000000		623.000000	\$63,745.36	100%
CGFPC.AX	Challenger Limited	609.000000	\$62,057.10	609.000000	\$64,523.55	(3.82)%
IAG.AX	Insurance Australia Group Limited	0.000000		0.000000		0%
NABPF.AX	National Australia Bank Limited	0.000000		500.000000	\$53,945.00	100%
PMGOLD.AX	Gold Corporation	3096.000000	\$81,579.60	1498.000000	\$35,053.20	132.73%
SKI.AX1	Spark Infrastructure Group	0.000000		18550.000000	\$41,737.50	100%
TLS.AX	Telstra Corporation Limited.	19230.000000	\$74,035.50	19230.000000	\$72,304.80	2.39%
WBCPH.AX	Westpac Banking Corporation	0.000000		610.000000	\$63,000.80	100%
TOTAL		CY Units	CY Balance	LY Units	LY Balance	
		62538.000000	\$275,690.60	41620.000000	\$394,310.21	

Supporting Documents

- Investment Movement Report [Report](#)
- Balance Review Report [Report](#)
- Statements_Commsec_2021-22.pdf

Standard Checklist

- Attach Balance Review Report
- Attach copies of HIN/SRN or Chess Statements, Broker Statements, Contract Notes Corporate Action documentation and any other relevant Source Documentation
- Attach Investment Movement Report
- Ensure all Investments are valued correctly at June 30
- Ensure the investment is in accordance with the Fund's investment strategy

Sloan Family Super Fund

Balance Review Report

As at 30 June 2022

Investment Code	Investment Name	Holding Reference	Third Party Data			BGL Ledger	Variance
			Data Feed Provider	Balance Date	Balance Amount	Balance	
60400	Bank Accounts						
CRU83738S50	Australian Unity Cash Management Account S50					6,138.07	
CBA12549337	CBA Direct Investment Account 12549337					193,015.22	
PIB003092400	Rabobank HISA 0030924-00					22,271.99	
UBANK353563511	UBank USaver SMSF 35-356-3511					167.17	
72000	Debt Securities (Bonds, Bills of Exchange, Promissory Notes)						
GSIO35.AX	Australian Government Treasury Indexed Bonds					1,513.0000	
72400	Fixed Interest Securities (Australian)						
AUSUTDI12	Australian Unity TD I12					200,000.0000	
RABOTDR5ZC	Rabo TD B8G31ZJGTI0WR5ZC					100,000.0000	
74700	Managed Investments (Australian)						
SHSAHPIDBAL	Hostplus Indexed Balanced					4,717.3984	
77600	Shares in Listed Companies (Australian)						
AWC.AX	Alumina Limited				Setup	39,603.0000	39,603.0000
CGFPC.AX	Challenger Limited					609.0000	
PMGOLD.AX	Gold Corporation					3,096.0000	
TLS.AX	Telstra Corporation Limited.				Setup	19,230.0000	19,230.0000
78400	Units in Unlisted Unit Trusts (Australian)						

Sloan Family Super Fund Balance Review Report

As at 30 June 2022

Investment Code	Investment Name	Holding Reference	Third Party Data			BGL Ledger	Variance
			Data Feed Provider	Balance Date	Balance Amount	Balance	
SHYBCENTUR	Centuria 8 Central Avenue Fund No.2					12,500.0000	
SHSACATPFD	Centuria ATP Fund					50,000.0000	
SHYBCHARTI	Charter Hall Direct Industrial Fund No 3					79,506.2235	
MAQ0854AU	Charter Hall Direct Industrial No4					100,189.1149	
SHSAPPLTSPF	Placer Property Limited - the Stables Property Fund					30,000.0000	

Sloan Family Super Fund

Investment Movement Report

As at 30 June 2022

Investment	Opening Balance		Additions		Disposals			Closing Balance		
	Units	Cost	Units	Cost	Units	Cost	Accounting Profit/(Loss)	Units	Cost	Market Value
Bank Accounts										
Australian Unity Cash Management Account S50		173.99		5,964.08					6,138.07	6,138.07
CBA Direct Investment Account 12549337		56,949.06		783,200.33		(647,134.17)			193,015.22	193,015.22
Rabobank HISA 0030924-00		8,159.15		144,112.84		(130,000.00)			22,271.99	22,271.99
UBank USaver SMSF 35-356-3511		80,135.68		31.49		(80,000.00)			167.17	167.17
		145,417.88		933,308.74		(857,134.17)			221,592.45	221,592.45
Debt Securities (Bonds, Bills of Exchange, Promissory Notes)										
GSIO35.AX - Australian Government Treasury Indexed Bonds			1,513.00	200,138.48				1,513.00	200,138.48	192,308.35
				200,138.48					200,138.48	192,308.35
Fixed Interest Securities (Australian)										
AUSUTDI12 - Australian Unity TD I12		200,000.00							200,000.00	200,000.00
RaboDirect TD7NXN - Rabo Direct TD 5yr B6H02ZJNNR0F7NXN		140,000.00				(140,000.00)			0.00	0.00
RABOTDR5ZC - Rabo TD B8G31ZJGTI0WR5ZC		100,000.00							100,000.00	100,000.00
		440,000.00				(140,000.00)			300,000.00	300,000.00
Managed Investments (Australian)										

Sloan Family Super Fund

Investment Movement Report

As at 30 June 2022

Investment	Opening Balance		Additions		Disposals			Closing Balance		
	Units	Cost	Units	Cost	Units	Cost	Accounting Profit/(Loss)	Units	Cost	Market Value
SHSAHPSMAIF - Hostplus Australian Infrastructure	0.00	(0.01)	121,220.76	170,000.00	(121,220.76)	(170,000.00)	8,581.80		(0.01)	
SHSAHPIDBAL - Hostplus Indexed Balanced	4,805.84	4,801.52			(88.45)	(88.36)	36.92	4,717.40	4,713.16	6,133.09
		4,801.51		170,000.00		(170,088.36)	8,618.72		4,713.15	6,133.09
Shares in Listed Companies (Australian)										
AWC.AX - Alumina Limited			39,603.00	80,094.06				39,603.00	80,094.06	58,018.40
CGFPC.AX - Challenger Limited	609.00	60,900.00						609.00	60,900.00	62,057.10
CBAPI.AX - COMMONWEALTH BANK. NYR3QUT (CAP NOTE 3-BBSW+3.00% PERP NON-CUM RED T-04-27)	623.00	60,066.17			(623.00)	(60,066.17)	4,585.86		0.00	
PMGOLD.AX - Gold Corporation	1,498.00	40,022.97	1,598.00	40,045.93				3,096.00	80,068.90	81,579.60
IAG.AX - Insurance Australia Group Limited			15,350.00	70,080.00	(15,350.00)	(70,080.00)	368.62		0.00	
NABPF.AX - National Australia Bank Limited	500.00	51,316.50			(500.00)	(51,316.50)	2,618.70		0.00	
SKI.AX1 - Spark Infrastructure Group	18,550.00	40,116.08	18,000.00	50,640.70	(36,550.00)	(90,756.78)	10,395.35		0.00	
TLS.AX - Telstra Corporation Limited.	19,230.00	60,262.13						19,230.00	60,262.13	74,035.50
WBCPH.AX - Westpac Banking Corporation	610.00	60,023.71			(610.00)	(60,023.71)	3,605.57		0.00	

Sloan Family Super Fund

Investment Movement Report

As at 30 June 2022

Investment	Opening Balance		Additions		Disposals			Closing Balance		Market Value
	Units	Cost	Units	Cost	Units	Cost	Accounting Profit/(Loss)	Units	Cost	
		372,707.56		240,860.69		(332,243.16)	21,574.10		281,325.09	275,690.60
Units in Unlisted Unit Trusts (Australian)										
SHYBCENTUR - Centuria 8 Central Avenue Fund No.2	12,500.00	12,500.00						12,500.00	12,500.00	23,500.00
SHSACATPFD - Centuria ATP Fund	50,000.00	50,000.00						50,000.00	50,000.00	114,000.00
SHYBCHARTI - Charter Hall Direct Industrial Fund No 3	79,506.22	80,000.00						79,506.22	80,000.00	145,321.48
MAQ0854AU4 - Charter Hall Direct Industrial No4	100,189.11	110,000.00						100,189.11	110,000.00	136,197.08
SHSAPPLTSPF - Placer Property Limited - the Stables Property Fund	30,000.00	30,000.00						30,000.00	30,000.00	50,400.00
		282,500.00							282,500.00	469,418.56
	1,245,426.95		1,544,307.91		(1,499,465.69)		30,192.82		1,290,269.17	1,465,143.05

Financial Year Summary

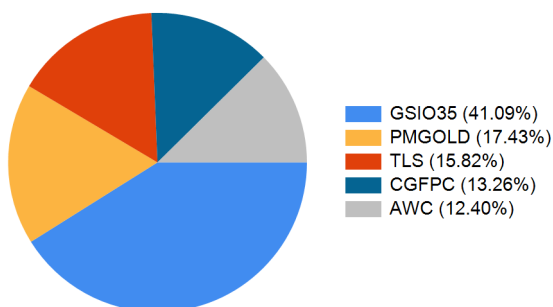
1 JULY 2021 - 30 JUNE 2022



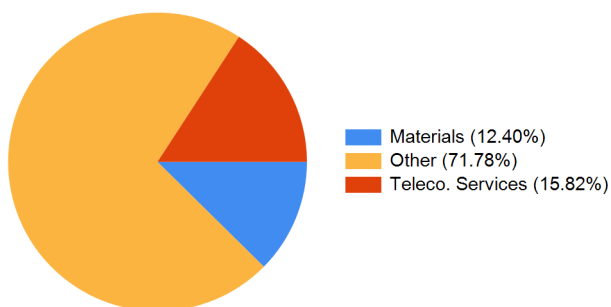
Portfolio Valuation	Account Number	Account Name	Value as at 30 June 2022
Shares	4312337	MR MICHAEL SLOAN + MS MONICA THERESE SLOAN <SLOAN FAMILY SUPER FUND A/C>	\$467,998.95
CDIA	12549337	Sloan Family Super Fund	\$193,015.22
TOTAL PORTFOLIO VALUE			\$661,014.17

Allocation as at 30 June 2022

Shares in your portfolio



Sectors in your portfolio



Estimated Interest & Dividends

2021-2022 Financial Year

Est. Franked Dividends	\$10,476.07
Est. Unfranked Dividends	\$1,159.38
Est. Franking Credits	\$4,489.73
Est. Interest Received from Interest Rate Securities	\$407.45
Interest Received from Cash Account(s)	\$123.77
TOTAL INCOME	\$12,166.67

Fees & Charges

2021-2022 Financial Year

Total Brokerage (inc. GST)	\$832.11
Total Subscriptions (inc. GST)	\$0.00
Other Fees (inc. GST)	\$0.00
TOTAL FEES & CHARGES	\$832.11

Financial Year Summary

1 JULY 2021 - 30 JUNE 2022



This statement only provides information for CDIA accounts that have been designated as the settlement account for your Commonwealth Securities Limited Share Trading account as at 30 June. Please refer to NetBank for interest income from all other CBA accounts.

The interest shown is net of any non-resident or TFN withholding tax (if applicable). Please refer to Netbank for bank fees paid on your designated CDIA settlement account in the financial year.

The total brokerage outlined does not include any rebates you may have received over the financial year. Refer to your transaction statement records for this information.

This report only includes an estimate of dividends paid for holdings held with Commonwealth Securities Limited as at the ex-dividend date. For instance, any dividends paid prior to holdings being transferred to Commonwealth Securities Limited are not included.

This statement is an estimated summary document only and it is not intended to replace any document which contains information that may be required for taxation purposes. You should therefore refer to your CHESSE statements, dividend statements, confirmation contract notes and other investment or bank account statements for your records in this regard. This statement may not include information on accounts which have been closed, switched product type, transferred Holder Identification Number (HIN), or switched Participant Identification Number (PID) during the financial year.

This statement is issued by Commonwealth Securities Limited ABN 60 067 254 399 AFSL 238814, a market participant of ASX and Cboe Australia Pty Ltd (formerly Chi-X Australia Pty Limited), a clearing participant of ASX Clear Pty Limited and a settlement participant of ASX Settlement Pty Limited. Commonwealth Securities Limited is a wholly owned but non-guaranteed subsidiary of the Commonwealth Bank of Australia ABN 48 123 123 124 AFSL 234945 ("CBA"). Information contained in this statement is believed to be accurate at the time the statement is generated. CBA and its subsidiaries do not accept any liability for any errors or omissions contained in this statement, or any responsibility for any action taken in reliance on this statement. This document contains general information only and does not take into account your individual objectives, financial and taxation situations or needs. Before acting on the information, consider the appropriateness of your own objectives, needs, financial and taxation situation and, if necessary, seek appropriate independent financial and taxation advice. CBA is not a registered tax (financial) adviser under the Tax Agent Services Act 2009. If there are any errors in this statement, please contact us.

Address: Commonwealth Securities Limited, Locked Bag 22, Australia Square NSW 1215 | Phone: 13 15 19 | Website: www.commsec.com.au

If you are not satisfied with the service or advice you receive from us, you are entitled to complain. We have established procedures to ensure that all enquiries and complaints are properly dealt with. Please refer to our Financial Services Guide for more information. If an issue has not been resolved to your satisfaction, you can lodge a complaint with the Australian Financial Complaints Authority. AFCA provides fair and independent financial services complaint resolution that is free to consumers. Website: www.afca.org.au, Telephone: 1800 931 678 (free call), Email: info@afca.org.au, In writing to: Australian Financial Complaints Authority, GPO Box 3, Melbourne VIC 3001.

Portfolio Valuation

30 JUNE 2022



SHARES - 4312337 - HIN 53560083

MR MICHAEL SLOAN + MS MONICA THERESE SLOAN <SLOAN FAMILY SUPER FUND A/C>

Portfolio	Units	Unit Price	Portfolio Value	% of Portfolio
AWC - ALUMINA LIMITED FPO (ORDINARY FULLY PAID)	39,603	\$1.4650	\$58,018.40	8.78%
CGFPC - CHALLENGER LIMITED NYR3QUT (CAP NOTE 3-BBSW +4.60% PERP NON-CUM RED T-05-26)	609	\$101.9000	\$62,057.10	9.39%
GSIO35 - AUSGOV TRES.IND BOND IJM3WU (TREAS INDEXED BOND CPI+2.00% 21-08-35 QLY)	1,513	\$127.1040	\$192,308.35	29.09%
PMGOLD - GOLD CORPORATION PMGOLD (PERTH MINT GOLD)	3,096	\$26.3500	\$81,579.60	12.34%
TLS - TELSTRA CORPORATION. FPO (ORDINARY FULLY PAID)	19,230	\$3.8500	\$74,035.50	11.20%
		Sub Total	\$467,998.95	70.80%

Cash Accounts	Portfolio Value	% of Portfolio	
CDIA - 06716712549337	\$193,015.22	29.20%	
	TOTAL	\$661,014.17	100.00%

Portfolio Valuation

30 JUNE 2022



This statement only provides information for CDIA accounts that have been designated as the settlement account for your Commonwealth Securities Limited Share Trading account as at 30 June. Please refer to NetBank for interest income from all other CBA accounts.

The interest shown is net of any non-resident or TFN withholding tax (if applicable). Please refer to Netbank for bank fees paid on your designated CDIA settlement account in the financial year.

The total brokerage outlined does not include any rebates you may have received over the financial year. Refer to your transaction statement records for this information.

This report only includes an estimate of dividends paid for holdings held with Commonwealth Securities Limited as at the ex-dividend date. For instance, any dividends paid prior to holdings being transferred to Commonwealth Securities Limited are not included.

This statement is an estimated summary document only and it is not intended to replace any document which contains information that may be required for taxation purposes. You should therefore refer to your CHESS statements, dividend statements, confirmation contract notes and other investment or bank account statements for your records in this regard. This statement may not include information on accounts which have been closed, switched product type, transferred Holder Identification Number (HIN), or switched Participant Identification Number (PID) during the financial year.

This statement is issued by Commonwealth Securities Limited ABN 60 067 254 399 AFSL 238814, a market participant of ASX and Cboe Australia Pty Ltd (formerly Chi-X Australia Pty Limited), a clearing participant of ASX Clear Pty Limited and a settlement participant of ASX Settlement Pty Limited. Commonwealth Securities Limited is a wholly owned but non-guaranteed subsidiary of the Commonwealth Bank of Australia ABN 48 123 123 124 AFSL 234945 ("CBA"). Information contained in this statement is believed to be accurate at the time the statement is generated. CBA and its subsidiaries do not accept any liability for any errors or omissions contained in this statement, or any responsibility for any action taken in reliance on this statement. This document contains general information only and does not take into account your individual objectives, financial and taxation situations or needs. Before acting on the information, consider the appropriateness of your own objectives, needs, financial and taxation situation and, if necessary, seek appropriate independent financial and taxation advice. CBA is not a registered tax (financial) adviser under the Tax Agent Services Act 2009. If there are any errors in this statement, please contact us.

Address: Commonwealth Securities Limited, Locked Bag 22, Australia Square NSW 1215 | Phone: 13 15 19 | Website: www.commsec.com.au

If you are not satisfied with the service or advice you receive from us, you are entitled to complain. We have established procedures to ensure that all enquiries and complaints are properly dealt with. Please refer to our Financial Services Guide for more information. If an issue has not been resolved to your satisfaction, you can lodge a complaint with the Australian Financial Complaints Authority. AFCA provides fair and independent financial services complaint resolution that is free to consumers. Website: www.afca.org.au, Telephone: 1800 931 678 (free call), Email: info@afca.org.au, In writing to: Australian Financial Complaints Authority, GPO Box 3, Melbourne VIC 3001.

Transaction Summary

1 JULY 2021 - 30 JUNE 2022



MR MICHAEL SLOAN + MS MONICA THERESE SLOAN <SLOAN FAMILY SUPER FUND A/C>

SHARES - 4312337 - HIN 53560083

Total Buys and Sells	2021 - 2022 Financial Year
Total Buys (inc. Brokerage + GST)	\$440,999.17
Total Sells (inc. Brokerage + GST)	\$252,665.13

AWC - ALUMINA LIMITED FPO (ORDINARY FULLY PAID)

Date	Type	Quantity	Unit Price	Trade Value	Brokerage+GST	GST	CNote	Total Value
01-Apr-2022	Buy	39,603	\$2.0200	\$79,998.06	\$96.00	\$8.73	131707981	\$80,094.06
Sub Total					\$96.00	\$8.73		\$80,094.06

CBAPI - COMMONWEALTH BANK. NYR3QUT (CAP NOTE 3-BBSW+3.00% PERP NON-CUM RED T-04-27)

Date	Type	Quantity	Unit Price	Trade Value	Brokerage+GST	GST	CNote	Total Value
03-Nov-2021	Sell	-623	\$103.9000	-\$64,729.70	\$77.67	\$7.06	125834061	-\$64,652.03
Sub Total					\$77.67	\$7.06		-\$64,652.03

GSIO35 - AUSGOV TRES.IND BOND IJM3WU (TREAS INDEXED BOND CPI+2.00% 21-08-35 QLY)

Date	Type	Quantity	Unit Price	Trade Value	Brokerage+GST	GST	CNote	Total Value
15-Jun-2022	Buy	333	\$120.0000	\$39,960.00	\$47.95	\$4.36	134373461	\$40,007.95
14-Jun-2022	Buy	489	\$122.6640	\$59,982.70	\$71.98	\$6.54	134289590	\$60,054.68
21-Mar-2022	Buy	691	\$144.6540	\$99,955.91	\$119.94	\$10.90	131280763	\$100,075.85
Sub Total					\$239.87	\$21.80		\$200,138.48

IAG - INSURANCE AUSTRALIA FPO (ORDINARY FULLY PAID)

Date	Type	Quantity	Unit Price	Trade Value	Brokerage+GST	GST	CNote	Total Value
11-Feb-2022	Sell	-15,350	\$4.5950	-\$70,533.25	\$84.63	\$7.69	129811203	-\$70,448.62
22-Nov-2021	Buy	15,350	\$4.5600	\$69,996.00	\$84.00	\$7.64	126696784	\$70,080.00
Sub Total					\$168.63	\$15.33		-\$368.62

NABPF - NATIONAL AUST. BANK NYR3QUT (CAP NOTE 3-BBSW+4.00% PERP NON-CUM RED T-06-26)

Date	Type	Quantity	Unit Price	Trade Value	Brokerage+GST	GST	CNote	Total Value
01-Nov-2021	Sell	-500	\$108.0000	-\$54,000.00	\$64.80	\$5.89	125659893	-\$53,935.20
Sub Total					\$64.80	\$5.89		-\$53,935.20

PMGOLD - GOLD CORPORATION PMGOLD (PERTH MINT GOLD)

Date	Type	Quantity	Unit Price	Trade Value	Brokerage+GST	GST	CNote	Total Value
04-Jan-2022	Buy	1,598	\$25.0300	\$39,997.94	\$47.99	\$4.36	128116630	\$40,045.93
Sub Total					\$47.99	\$4.36		\$40,045.93

Transaction Summary

1 JULY 2021 - 30 JUNE 2022



SKI - SPARK INFRASTRUCTURE STP FORUS (STAPLED \$0.65 LOAN NOTE AND UNIT US PROHIBITED)

Date	Type	Quantity	Unit Price	Trade Value	Brokerage+GST	GST	CNote	Total Value
30-Sep-2021	Buy	18,000	\$2.8100	\$50,580.00	\$60.70	\$5.52	124321411	\$50,640.70
Sub Total					\$60.70	\$5.52		\$50,640.70

WBCPH - WESTPAC BANKING CORP NYR3QUT (CAP NOTE 3-BBSW+3.20% PERP NON-CUM RED T-09-25)

Date	Type	Quantity	Unit Price	Trade Value	Brokerage+GST	GST	CNote	Total Value
02-Nov-2021	Sell	-238	\$104.3350	-\$24,831.73	\$29.80	\$2.71	125767210	-\$24,801.93
01-Nov-2021	Sell	-372	\$104.5000	-\$38,874.00	\$46.65	\$4.24	125716682	-\$38,827.35
Sub Total					\$76.45	\$6.95		-\$63,629.28

Transaction Summary

1 JULY 2021 - 30 JUNE 2022



The transaction summary is only able to display information available to Commonwealth Securities Limited. Certain transactions may not be displayed, including but not limited to transactions made off market such as Initial Public Offerings (IPOs) and Delivery vs Payment Settlements (DvP). Transactions regarding corporate actions or stock transfers are not included and can be found on your statements as issued by the company or the share registry. Transactions for Issuer Sponsored holdings placed outside of this account are not included in this summary. Links to some of the key share registries can be found below:

Computershare (<http://www.computershare.com/au/Pages/default.aspx>)
Link Market Services (<https://investorcentre.linkmarketservices.com.au/Login.aspx/Login>)
Boardroom Limited (<https://boardroomlimited.com.au>)
Security Transfer Registrars (<https://www.securitytransfer.com.au>)
Advanced Share Registry Services (<http://www.advancedshare.com.au/Home.aspx>)

The total brokerage outlined does not include any rebates you may have received over the financial year. Refer to your transaction statement records for this information.

This report only includes an estimate of dividends paid for holdings held with Commonwealth Securities Limited as at the ex-dividend date. For instance, any dividends paid prior to holdings being transferred to Commonwealth Securities Limited are not included.

This statement is an estimated summary document only and it is not intended to replace any document which contains information that may be required for taxation purposes. You should therefore refer to your CHESS statements, dividend statements, confirmation contract notes and other investment or bank account statements for your records in this regard. This statement may not include information on accounts which have been closed, switched product type, transferred Holder Identification Number (HIN), or switched Participant Identification Number (PID) during the financial year.

This statement is issued by Commonwealth Securities Limited ABN 60 067 254 399 AFSL 238814, a market participant of ASX and Cboe Australia Pty Ltd (formerly Chi-X Australia Pty Limited), a clearing participant of ASX Clear Pty Limited and a settlement participant of ASX Settlement Pty Limited. Commonwealth Securities Limited is a wholly owned but non-guaranteed subsidiary of the Commonwealth Bank of Australia ABN 48 123 123 124 AFSL 234945 ("CBA"). Information contained in this statement is believed to be accurate at the time the statement is generated. CBA and its subsidiaries do not accept any liability for any errors or omissions contained in this statement, or any responsibility for any action taken in reliance on this statement. This document contains general information only and does not take into account your individual objectives, financial and taxation situations or needs. Before acting on the information, consider the appropriateness of your own objectives, needs, financial and taxation situation and, if necessary, seek appropriate independent financial and taxation advice. CBA is not a registered tax (financial) adviser under the Tax Agent Services Act 2009. If there are any errors in this statement, please contact us.

Address: Commonwealth Securities Limited, Locked Bag 22, Australia Square NSW 1215 | Phone: 13 15 19 | Website: www.commsec.com.au

If you are not satisfied with the service or advice you receive from us, you are entitled to complain. We have established procedures to ensure that all enquiries and complaints are properly dealt with. Please refer to our Financial Services Guide for more information. If an issue has not been resolved to your satisfaction, you can lodge a complaint with the Australian Financial Complaints Authority. AFCA provides fair and independent financial services complaint resolution that is free to consumers. Website: www.afca.org.au, Telephone: 1800 931 678 (free call), Email: info@afca.org.au, In writing to: Australian Financial Complaints Authority, GPO Box 3, Melbourne VIC 3001.

Interest & Estimated Dividend Summary



1 JULY 2021 - 30 JUNE 2022

SHARES - 4312337 - HIN 53560083

MR MICHAEL SLOAN + MS MONICA THERESE SLOAN <SLOAN FAMILY SUPER FUND A/C>

ESTIMATED DIVIDEND SUMMARY

CBAPI - COMMONWEALTH BANK. NYR3QUT (CAP NOTE 3-BBSW+3.00% PERP NON-CUM RED T-04-27)

Ex-div date	Payment Date	Type	Dividend per share	Units	Est. Unfranked Amount	Est. Franked Amount	Est. Total Dividend	Est. Franking Credit
06-Sep-2021	15-Sep-2021	Interim	\$0.5336	623	\$0.00	\$332.43	\$332.43	\$142.47
Sub Total					\$0.00	\$332.43	\$332.43	\$142.47

CGFPC - CHALLENGER LIMITED NYR3QUT (CAP NOTE 3-BBSW+4.60% PERP NON-CUM RED T-05-26)

Ex-div date	Payment Date	Type	Dividend per share	Units	Est. Unfranked Amount	Est. Franked Amount	Est. Total Dividend	Est. Franking Credit
16-May-2022	25-May-2022	Interim	\$0.8000	609	\$0.00	\$487.20	\$487.20	\$208.80
16-Feb-2022	25-Feb-2022	Interim	\$0.8200	609	\$0.00	\$499.38	\$499.38	\$214.02
16-Nov-2021	25-Nov-2021	Interim	\$0.8100	609	\$0.00	\$493.29	\$493.29	\$211.41
16-Aug-2021	25-Aug-2021	Interim	\$0.8200	609	\$0.00	\$499.38	\$499.38	\$214.02
Sub Total					\$0.00	\$1,979.25	\$1,979.25	\$848.25

NABPF - NATIONAL AUST. BANK NYR3QUT (CAP NOTE 3-BBSW+4.00% PERP NON-CUM RED T-06-26)

Ex-div date	Payment Date	Type	Dividend per share	Units	Est. Unfranked Amount	Est. Franked Amount	Est. Total Dividend	Est. Franking Credit
08-Sep-2021	17-Sep-2021	Interim	\$0.7090	500	\$0.00	\$354.50	\$354.50	\$151.93
Sub Total					\$0.00	\$354.50	\$354.50	\$151.93

SKI - SPARK INFR STP FORUS

Ex-div date	Payment Date	Type	Dividend per share	Units	Est. Unfranked Amount	Est. Franked Amount	Est. Total Dividend	Est. Franking Credit
30-Nov-2021	08-Dec-2021	Interim	\$0.1200	36,550	\$0.00	\$4,386.00	\$4,386.00	\$1,879.71
07-Jul-2021	15-Sep-2021	Interim	\$0.0625	18,550	\$1,159.38	\$0.00	\$1,159.38	\$0.00
Sub Total					\$1,159.38	\$4,386.00	\$5,545.38	\$1,879.71

TLS - TELSTRA CORPORATION. FPO (ORDINARY FULLY PAID)

Ex-div date	Payment Date	Type	Dividend per share	Units	Est. Unfranked Amount	Est. Franked Amount	Est. Total Dividend	Est. Franking Credit
02-Mar-2022	01-Apr-2022	Interim	\$0.0800	19,230	\$0.00	\$1,538.40	\$1,538.40	\$659.31
25-Aug-2021	23-Sep-2021	Final	\$0.0800	19,230	\$0.00	\$1,538.40	\$1,538.40	\$659.31
Sub Total					\$0.00	\$3,076.80	\$3,076.80	\$1,318.62

WBCPH - WESTPAC BANKING CORP NYR3QUT (CAP NOTE 3-BBSW+3.20% PERP NON-CUM RED T-09-25)

Ex-div date	Payment Date	Type	Dividend per share	Units	Est. Unfranked Amount	Est. Franked Amount	Est. Total Dividend	Est. Franking Credit
13-Sep-2021	22-Sep-2021	Interim	\$0.5690	610	\$0.00	\$347.09	\$347.09	\$148.75
Sub Total					\$0.00	\$347.09	\$347.09	\$148.75
TOTAL					\$1,159.38	\$10,476.07	\$11,635.45	\$4,489.73

Interest & Estimated Dividend Summary

1 JULY 2021 - 30 JUNE 2022



ESTIMATED INTEREST RECEIVED

GSIO35 - AUSGOV TRES.IND BOND IJM3WU (TREAS INDEXED BOND CPI+2.00% 21-08-35 QLY)

Record Date	Payment Date	Payment Frequency	Units	Face Value	Interest Rate	Est. Interest
12-May-2022	23-May-2022	Quarterly	691	\$117.93	0.50000%	\$407.45
Sub Total						\$407.45
TOTAL						\$407.45

INTEREST INCOME SUMMARY

Account	Interest
CDIA - 12549337	\$123.77
TOTAL	\$123.77

Interest & Estimated Dividend Summary



1 JULY 2021 - 30 JUNE 2022

This statement only provides information for CDIA accounts that have been designated as the settlement account for your Commonwealth Securities Limited Share Trading account as at 30 June. Please refer to NetBank for interest income from all other CBA accounts.

The interest shown is net of any non-resident or TFN withholding tax (if applicable). Please refer to Netbank for bank fees paid on your designated CDIA settlement account in the financial year.

(1) This is an estimate prepared by Commonwealth Securities Limited based upon units that you hold in accordance with our records and may not distinguish between cash dividends or dividends reinvested through any particular company's dividend reinvestment plan. Your actual entitlement will be determined by information recorded in the company's share registry at the relevant record dates. Amounts that may have been withheld for failing to provide your tax file number to your share registries are not disclosed on this report.

Dividends are estimated by CommSec based on the total registered Units held on the Record Date of the dividend. The following fields are estimated in accordance with the calculations outlined below:

- (a) Units = Total registered units of security held on the Record Date of the dividend
- (b) Est. Unfranked Amount = Units X Dividend per security X Unfranked %
- (c) Est. Franked Amount = Units X Dividend per security X Franked %
- (d) Est. Franking Credit = (Est. Franked Amount X company tax rate)/(100 - company tax rate)
- (e) Est. Total Dividend = Units x Dividend per security

(2) In order to be eligible to claim the benefit of a franking credit, you must be a 'qualified person'. You will be a qualified person if you satisfy:

One of the specific concessions in the legislation (for example, you are an individual whose total franking credit entitlement for the income year does not exceed \$5,000); and/or
The 45-day rule

The 45-day rule requires that if you are an Australian tax resident shareholder, you must have held the security 'at risk' for at least 45 consecutive days, not including date of purchase and date of sale. Where the 45 day holding requirement has not been satisfied, the 45-day rule may apply to deny the franking credits attached to the dividend received in respect of the particular security. The 45-day rule is complex. You should obtain your own taxation advice to understand how these provisions apply to you.

Please refer to the statements provided by the Share Registry for tax return purposes. These may include details of any foreign tax credits you may be entitled to and breakdown of any trust distribution you may have received.

For details of the components of your ASX listed trust distributions you will need to refer to the Annual Tax Statement issued by the trust manager.

(3) Interest payments are estimated by Commonwealth Securities Limited based on the total registered Units of security held on the Record Date of the interest payment. The following fields are estimated in accordance with the calculations outlined below:

- (a) Units = Total registered units of security held on the Record Date of the interest payment
- (b) Face value = issue price or principal of the interest rate security
- (c) Est. Interest = Interest rate for the period X Face value X Units

The total brokerage outlined does not include any rebates you may have received over the financial year. Refer to your transaction statement records for this information.

This report only includes an estimate of dividends paid for holdings held with Commonwealth Securities Limited as at the ex-dividend date. For instance, any dividends paid prior to holdings being transferred to Commonwealth Securities Limited are not included.

This statement is an estimated summary document only and it is not intended to replace any document which contains information that may be required for taxation purposes. You should therefore refer to your CHESSE statements, dividend statements, confirmation contract notes and other investment or bank account statements for your records in this regard. This statement may not include information on accounts which have been closed, switched product type, transferred Holder Identification Number (HIN), or switched Participant Identification Number (PID) during the financial year.

This statement is issued by Commonwealth Securities Limited ABN 60 067 254 399 AFSL 238814, a market participant of ASX and Cboe Australia Pty Ltd (formerly Chi-X Australia Pty Limited), a clearing participant of ASX Clear Pty Limited and a settlement participant of ASX Settlement Pty Limited. Commonwealth Securities Limited is a wholly owned but non-guaranteed subsidiary of the Commonwealth Bank of Australia ABN 48 123 123 124 AFSL 234945 ("CBA"). Information contained in this statement is believed to be accurate at the time the statement is generated. CBA and its subsidiaries do not accept any liability for any errors or omissions contained in this statement, or any responsibility for any action taken in reliance on this statement. This document contains general information only and does not take into account your individual objectives, financial and taxation situations or needs. Before acting on the information, consider the appropriateness of your own objectives, needs, financial and taxation situation and, if necessary, seek appropriate independent financial and taxation advice. CBA is not a registered tax (financial) adviser under the Tax Agent Services Act 2009. If there are any errors in this statement, please contact us.

Address: Commonwealth Securities Limited, Locked Bag 22, Australia Square NSW 1215 | Phone: 13 15 19 | Website: www.commsec.com.au

If you are not satisfied with the service or advice you receive from us, you are entitled to complain. We have established procedures to ensure that all enquiries and complaints are properly dealt with. Please refer to our Financial Services Guide for more information. If an issue has not been resolved to your satisfaction, you can lodge a complaint with the Australian Financial Complaints Authority. AFCA provides fair and independent financial services complaint resolution that is free to consumers. Website: www.afca.org.au, Telephone: 1800 931 678 (free call), Email: info@afca.org.au, In writing to: Australian Financial Complaints Authority, GPO Box 3, Melbourne VIC 3001.

Interest & Estimated Dividend Summary



1 JULY 2021 - 30 JUNE 2022

GLOSSARY

Units	The number of registered securities that you own.
Unit Price	The Portfolio Valuation 'Unit Price' is calculated using a 'Reference' Price provided by the ASX which takes into account an adjustment to determine value at Close of Market if the Security does not trade in the Closing Single Price Auction on the Valuation Date.
Brokerage	The fee or charge that is paid by you when transacting a buy or sell.
Holder Identification Number (HIN)	When you are CHESS sponsored with a Broker you will be issued a unique number, called a HIN. Multiple holdings can be registered under the single HIN. A HIN starts with the letter X and usually followed by 10 numbers, e.g. X0001234567.
Dividend	A dividend is a payment made to shareholders from the company. This payment is a portion of the company's profits. ASX listed companies typically pay dividends twice a year, usually as an 'interim' dividend and a 'final dividend'. From time to time, a company may also pay a 'special' dividend.
Ex-dividend date	The ex-dividend date occurs two business days before the company's Record Date. To be entitled to a dividend a shareholder must have purchased the shares before the ex-dividend date. If you purchase shares on or after that date, the previous owner of the shares (and not you) is entitled to the dividend.
Interim dividend	A dividend paid during the year, usually accompanying a company's interim financial statements.
Final dividend	A dividend paid at the end of a company's financial year, representing a return based on the previous twelve months' financial performance and the future outlook.
Special dividend	A dividend paid by the company outside typical recurring (interim and final) dividend cycle.
Record date	The record date is the date the share registries use in determining who is entitled to a dividend or entitlement associated with a security. Those who held the security in the company and were on the register on the record date are eligible for the entitlement.
Payment date	The date on which a declared dividend is scheduled to be paid.
Unfranked dividend	Dividends which do not carry a franking credit.
Franked dividend	Franked dividends are paid to security holders out of profits on which the company has already paid tax.
Franking /Imputation Credit	A franking credit is your share of tax paid by a company on the profits from which your dividend is paid. They are also known as Imputation Credits.
Total subscription	Total subscription can include, but is not limited to market data and research subscription fees and share trade alerts.
Other fees	Other fees can include, but are not limited to: Off market transfer fees, conditional trading fees, rejection fees, early and late settlement fees, fail fees, SRN query, rebooking fees, cheque payment fee or cheque dishonour fees and the printing and posting of contract notes.
Corporate action (CA)	Any action initiated by the company or corporation, for the purpose of giving an entitlement to shareholders.

78400 - Units in Unlisted Unit Trusts (Australian)

2022 Financial Year

Preparer Desiree Yutuc

Reviewer Steven Lee

Status Completed

Account Code	Description	CY Units	CY Balance	LY Units	LY Balance	Change
MAQ0854AU4	Charter Hall Direct Industrial No4	100189.114900	\$136,197.08	100189.114900	\$119,986.48	13.51%
SHSACATPFD	Centuria ATP Fund	50000.000000	\$114,000.00	50000.000000	\$105,500.00	8.06%
SHSAPPLTSPF	Placer Property Limited - the Stables Property Fund	30000.000000	\$50,400.00	30000.000000	\$36,300.00	38.84%
SHYBCENTUR	Centuria 8 Central Avenue Fund No.2	12500.000000	\$23,500.00	12500.000000	\$22,250.00	5.62%
SHYBCHARTI	Charter Hall Direct Industrial Fund No 3	79506.223500	\$145,321.48	79506.223500	\$124,204.62	17%
TOTAL		CY Units	CY Balance	LY Units	LY Balance	
		272195.338400	\$469,418.56	272195.338400	\$408,241.10	

Supporting Documents

- Investment Movement Report [Report](#)
- Company_Unlisted_Charter_Hall_Industrial_Fund_No_4_Periodic_Statement_2021-22.pdf [MAQ0854AU4](#)
- Company_Unlisted_Centuria_ATP_Periodic_Statement_2021-22.pdf [SHSACATPFD](#)
- Company_Unlisted_The_Stables_Property_Fund_Periodic_Statement_2021-22.pdf [SHSAPPLTSPF](#)
- Company_Unlisted_Centuria_8_Central_Periodic_Statement_2021-22.pdf [SHYBCENTUR](#)
- Company_Unlisted_Charter_Hall_Industrial_Fund_No_3_Periodic_Statement_2021-22.pdf [SHYBCHARTI](#)

Standard Checklist

- Attach copies of Statements and Source Documentation
- Attach Investment Movement Report
- Ensure all Investments are valued correctly at June 30

- Ensure the investment is in accordance with the Fund's investment strategy
- Ensure the investment is in accordance with the SIS Act

Sloan Family Super Fund

Investment Movement Report

As at 30 June 2022

Investment	Opening Balance		Additions		Disposals			Closing Balance		
	Units	Cost	Units	Cost	Units	Cost	Accounting Profit/(Loss)	Units	Cost	Market Value
Bank Accounts										
Australian Unity Cash Management Account S50		173.99		5,964.08					6,138.07	6,138.07
CBA Direct Investment Account 12549337		56,949.06		783,200.33		(647,134.17)			193,015.22	193,015.22
Rabobank HISA 0030924-00		8,159.15		144,112.84		(130,000.00)			22,271.99	22,271.99
UBank USaver SMSF 35-356-3511		80,135.68		31.49		(80,000.00)			167.17	167.17
		145,417.88		933,308.74		(857,134.17)			221,592.45	221,592.45
Debt Securities (Bonds, Bills of Exchange, Promissory Notes)										
GSIO35.AX - Australian Government Treasury Indexed Bonds			1,513.00	200,138.48				1,513.00	200,138.48	192,308.35
				200,138.48					200,138.48	192,308.35
Fixed Interest Securities (Australian)										
AUSUTDI12 - Australian Unity TD I12		200,000.00							200,000.00	200,000.00
RaboDirect TD7NXN - Rabo Direct TD 5yr B6H02ZJNNR0F7NXN		140,000.00				(140,000.00)			0.00	0.00
RABOTDR5ZC - Rabo TD B8G31ZJGTI0WR5ZC		100,000.00							100,000.00	100,000.00
		440,000.00				(140,000.00)			300,000.00	300,000.00
Managed Investments (Australian)										

Sloan Family Super Fund

Investment Movement Report

As at 30 June 2022

Investment	Opening Balance		Additions		Disposals			Closing Balance		
	Units	Cost	Units	Cost	Units	Cost	Accounting Profit/(Loss)	Units	Cost	Market Value
SHSAHPSMAIF - Hostplus Australian Infrastructure	0.00	(0.01)	121,220.76	170,000.00	(121,220.76)	(170,000.00)	8,581.80		(0.01)	
SHSAHPIDBAL - Hostplus Indexed Balanced	4,805.84	4,801.52			(88.45)	(88.36)	36.92	4,717.40	4,713.16	6,133.09
		4,801.51		170,000.00		(170,088.36)	8,618.72		4,713.15	6,133.09
Shares in Listed Companies (Australian)										
AWC.AX - Alumina Limited			39,603.00	80,094.06				39,603.00	80,094.06	58,018.40
CGFPC.AX - Challenger Limited	609.00	60,900.00						609.00	60,900.00	62,057.10
CBAPI.AX - COMMONWEALTH BANK. NYR3QUT (CAP NOTE 3-BBSW+3.00% PERP NON-CUM RED T-04-27)	623.00	60,066.17			(623.00)	(60,066.17)	4,585.86		0.00	
PMGOLD.AX - Gold Corporation	1,498.00	40,022.97	1,598.00	40,045.93				3,096.00	80,068.90	81,579.60
IAG.AX - Insurance Australia Group Limited			15,350.00	70,080.00	(15,350.00)	(70,080.00)	368.62		0.00	
NABPF.AX - National Australia Bank Limited	500.00	51,316.50			(500.00)	(51,316.50)	2,618.70		0.00	
SKI.AX1 - Spark Infrastructure Group	18,550.00	40,116.08	18,000.00	50,640.70	(36,550.00)	(90,756.78)	10,395.35		0.00	
TLS.AX - Telstra Corporation Limited.	19,230.00	60,262.13						19,230.00	60,262.13	74,035.50
WBCPH.AX - Westpac Banking Corporation	610.00	60,023.71			(610.00)	(60,023.71)	3,605.57		0.00	

Sloan Family Super Fund

Investment Movement Report

As at 30 June 2022

Investment	Opening Balance		Additions		Disposals			Closing Balance		Market Value
	Units	Cost	Units	Cost	Units	Cost	Accounting Profit/(Loss)	Units	Cost	
		372,707.56		240,860.69		(332,243.16)	21,574.10		281,325.09	275,690.60
Units in Unlisted Unit Trusts (Australian)										
SHYBCENTUR - Centuria 8 Central Avenue Fund No.2	12,500.00	12,500.00						12,500.00	12,500.00	23,500.00
SHSACATPFD - Centuria ATP Fund	50,000.00	50,000.00						50,000.00	50,000.00	114,000.00
SHYBCHARTI - Charter Hall Direct Industrial Fund No 3	79,506.22	80,000.00						79,506.22	80,000.00	145,321.48
MAQ0854AU4 - Charter Hall Direct Industrial No4	100,189.11	110,000.00						100,189.11	110,000.00	136,197.08
SHSAPPLTSPF - Placer Property Limited - the Stables Property Fund	30,000.00	30,000.00						30,000.00	30,000.00	50,400.00
		282,500.00							282,500.00	469,418.56
	1,245,426.95		1,544,307.91		(1,499,465.69)		30,192.82		1,290,269.17	1,465,143.05

30 September 2022



MR MICHAEL SLOAN &
MRS MONICA THERESE SLOAN
<SLOAN FAMILY SUPER FUND A/C>
19 APPLGUM PLACE
MOUNT RIVERVIEW NSW 2774

Charter Hall Direct Property
Management Limited
ACN 073 623 784
AFSL 226849

Level 20, No.1 Martin Place
Sydney NSW 2000
GPO Box 2704 Sydney NSW 2001

T +61 2 8651 9000
F +61 2 9221 4655

www.charterhall.com.au

Dear Investor

Annual periodic statements – Charter Hall Direct Funds

Please find enclosed your periodic statement for the year ending 30 June 2022. The periodic statement is an annual summary of your net investment return. It summarises the income and capital value return for the period and calculates a net investment return after deducting the direct and indirect fees and costs related to your holding.

Please note, the periodic statement is not a statement for tax purposes, you should refer to the AMIT statement you were sent in August 2022 for information to assist with completion of your tax return.

Changes to the periodic statement

During the period, the *ASIC Corporations (Disclosure of Fees and Costs) Instrument 2019/1070* came into force, which required changes to the periodic statement. There have been changes to both the format of the statement and to the methodology for calculating fees and costs. These changes apply to all Australian managed investment products and are not unique to unlisted property funds.

Previously, management fees, trust expenses, and any performance fee that was paid during the period were required to be included in the periodic statement. Under the new regime, issuers are required to include performance fees that have been accrued (but not necessarily paid) and transaction costs, including any stamp duty paid upon the acquisition of properties by the fund. As such, the fees and costs in periodic statements may vary substantially from year to year.

The 'fees and costs deducted from your investment' comprises fees paid to the manager, including the management fee and performance fee as well as costs paid to third parties, including legal fees and stamp duty. It is important to note that actively managed property funds may have significant external costs relating to the purchase and sale of property.

Contact us

Please contact the registry on 1300 137 895 or charterhall@boardroomlimited.com.au for any questions in relation to the periodic statement. For any other matters, including further details about fees and costs please contact your adviser or Charter Hall on 1300 652 790 or direct.property@charterhall.com.au.

On behalf of the Charter Hall Direct business, thank you for investing with us. We appreciate your support and will continue to focus on maintaining our strong track record managing unlisted property funds since 1995.

Yours sincerely



Steven Bennett
Direct CEO



Julian Menegazzo
Fund Manager - Direct

MR MICHAEL SLOAN &
MRS MONICA THERESE SLOAN
<SLOAN FAMILY SUPER FUND A/C>
19 APPELGUM PLACE
MOUNT RIVERVIEW NSW 2774

30 September 2022

Charter Hall Direct Industrial Fund No. 4
ARSN:615 152 817
Periodic Statement

Investor number: 0009743103 **Dealer group:** No Dealer
Tax reference: Quoted **Adviser name:** No Adviser
Statement period: 01 July 2021 to 30 June 2022

TABLE A					
Transaction Summary - Unit movement					
Date	Transaction	Number of Units	Unit Price¹ (\$)	Total Value (\$)	Balance of Units
01/07/2021	Opening Balance	100,189.1149	\$1.1976	\$119,986.48	100,189.1149
30/06/2022	Closing Balance	100,189.1149	\$1.3594	\$136,197.08	100,189.1149

1. The redemption value is calculated using the Exit Price. The Exit Price is the Unit Price less a sell spread, currently 2.5%. The sell spread reflects the costs and expenses anticipated with any sale or future sale of the Fund's investments and the subsequent provision of liquidity to investors. This cost accrues to the Fund, not the Manager, and ensures that exiting investors share in the divestment costs with continuing investors. Further information on the Exit Price is available in the Product Disclosure Statement (PDS) available at www.charterhall.com.au. There are no withdrawal or termination fees applicable to redemptions.

TABLE B						
Fund Distribution Summary						
Record Date	Payment Date	Transaction	Gross Distribution (\$)	Ongoing Adviser Service Fee (\$)	Withholding Tax (\$)	Net Distribution (\$)
30/09/2021	15/10/2021	CH DIF 4 - ORD SEP 2021 Dist	\$1,690.69	\$0.00	\$0.00	\$1,690.69
31/12/2021	17/01/2022	CH DIF 4 - ORD DEC 2021 Dist	\$1,690.69	\$0.00	\$0.00	\$1,690.69
31/03/2022	14/04/2022	CH DIF 4 - ORD MAR 2022 Dist	\$1,690.69	\$0.00	\$0.00	\$1,690.69
30/06/2022	18/07/2022	CH DIF 4 - ORD JUN 2022 Dist	\$1,690.69	\$0.00	\$0.00	\$1,690.69
Total for statement period			\$6,762.76	\$0.00	\$0.00	\$6,762.76

**TABLE C
Fees and Costs Summary¹**

Type of Fee	Amount (\$)
Fees deducted directly from your account² This amount has been deducted directly from your account (reflected in the transactions listed on this statement).	\$0.00
Fees and costs deducted from your investment³ This approximate amount has been deducted from your investment and covers amounts that have reduced the return on your investment and that are not reflected as transactions listed on this statement.	\$5,541.87
TOTAL FEES AND COSTS YOU PAID This approximate amount includes all the fees and costs that affected your investment during the period.	\$5,541.87

1. Total fees and costs are an estimate calculated by dividing the fees and costs by the Fund's average net assets for the period. Accrued fees and costs may increase or decrease over time before they are actually paid. As a result, the "total fees and costs you paid" is an approximate amount and is likely to be different to the fees paid.

2. This amount includes all the direct fees and costs which were charged to your account during the statement period. Typically, this comprises an adviser service fee or ongoing adviser service fee which you and your adviser have agreed.

3. This amount includes costs incurred by the Fund that were not paid directly out of your account. This can comprise management fees, performance fees and fund expenses, as well as transaction costs including stamp duty on asset purchases or divestment costs when an asset is sold. An actively managed property fund may have significant costs relating to the purchase and sale of property.

For this period, approximately \$2,427.75 has been deducted from your investment for payment of acquisition and divestment costs, of which \$1,601.55 relates to stamp duty on acquired properties. The disposal proceeds and/or acquisition costs have been calculated based on the published Unit Price and may not reflect the amount that you have paid or received for your units and therefore may not reflect your actual return.

Performance fees are based on the amount accrued or paid during the period, which amounts to approximately \$2,021.00 being deducted from your investment. Performance fees are only payable when the fund outperforms the relevant PDS benchmark.

The balance of fees and costs deducted from your investment comprises management fees and other fund expenses.

**TABLE D
Calculation of your Net Investment Return**

Calculation of the Investment Return	Amount (\$)	Amount sourced from
Closing Balance	\$136,197.08	Table A
Add: withdrawal payment	\$0.00	Table A
Less: opening balance	\$119,986.48	Table A
Less: applications/allotments/reinvestments	\$0.00	Table A
Less: fees deducted directly from your account	\$0.00	Table C
Change in market value (growth return)¹	\$16,210.60	
Add: gross distribution amounts (distribution return)	\$6,762.76	Table B
Net Investment return (total return)	\$22,973.36	

1. The growth return is the change in the value of your investment in the period, taking into account transactions and excluding distributions. This amount is only for reporting purposes.

Please note, this is not a statement for tax purposes. We send a separate tax statement which contains all the information about your investment that you need to complete your tax return.

Important notes

Thank you for investing with Charter Hall. If you have any questions regarding this statement, please call BoardRoom on 1300 137 895 or email us at charterhall@boardroomlimited.com.au.

If you have a complaint in relation to this statement, please contact the Complaints Officer for Charter Hall on +61 2 8651 9000 or write to Charter Hall at GPO Box 2704, Sydney NSW 2001. We are a member of the Australian Financial Complaints Authority (AFCA), an independent external dispute resolution service. If you have a complaint that you have been unable to resolve with us, AFCA can assist you. Their contact details are: GPO Box 3, Melbourne VIC 3001, Email: info@afca.org.au, Phone: 1800 931 678 (free call).

All financial amounts in this statement are expressed in Australian dollars unless otherwise stated. Any discrepancies between totals in tables, or in calculations, are due to rounding. While every reasonable care has been taken to ensure that the information on this statement is correct and the information contained in this document is believed to be accurate at the time of compilation Charter Hall Direct Property Management Limited (CHDPML) cannot accept liability for any error or misprint. This statement was prepared by CHDPML. This information is of a general nature and is not intended to provide you with financial advice or take into account your personal objectives, financial situation or needs. Before acting on the information, consider its appropriateness to your circumstances and read the relevant product disclosure statement (PDS), available at www.charterhall.com.au. You may wish to seek independent financial advice from a licensed or authorised financial adviser before making an investment decision. The performance of your investment in any Fund is not guaranteed. Past performance is not a reliable indicator of future performance.

Centuria

MR MICHAEL SLOAN &
MRS MONICA THERESE SLOAN
<SLOAN FAMILY SUPER FUND A/C>
19 APPLGUM PLACE
MOUNT RIVERVIEW NSW 2774

Date: 21 October 2022
Reference No: 0200140960
Tax Reference: Quoted

Centuria ATP Fund Periodic Statement - 01 July 2021 to 30 June 2022

Investor number: 0200140960
Tax reference: Quoted

Dealer group: No Dealer
Adviser name: No Adviser

TABLE A Transactions - Unit Movements					
Date	Transaction	Number of units	Price per unit (\$)	Total value (\$)	Balance of units
01/07/2021	Opening Balance	50,000.0000	\$2.1100	\$105,500.00	50,000.0000
30/06/2022	Closing Balance	50,000.0000	\$2.2800	\$114,000.00	50,000.0000

Opening and closing balances are based on the withdrawal unit price (ex distribution)

**TABLE B
Fund Distribution Summary**

Record Date	Payment Date	Transaction	Gross Distribution (\$)	Withholding Tax (\$)	Net Distribution (\$)	DRP Allotment
31/07/2021	10/08/2021	Centuria ATP Fund July 2021 Distribution	\$503.20	\$0.00	\$503.20	0.0000
31/08/2021	10/09/2021	Centuria ATP Fund August 2021 Distribution	\$503.20	\$0.00	\$503.20	0.0000
30/09/2021	11/10/2021	Centuria ATP Fund September 2021 Distribution	\$487.00	\$0.00	\$487.00	0.0000
31/10/2021	10/11/2021	Centuria ATP Fund October 2021 Distribution	\$503.20	\$0.00	\$503.20	0.0000
30/11/2021	10/12/2021	Centuria ATP Fund November 2021 Distribution	\$487.00	\$0.00	\$487.00	0.0000
31/12/2021	14/01/2022	Centuria ATP Fund December 2021 Distribution	\$503.20	\$0.00	\$503.20	0.0000
31/01/2022	10/02/2022	Centuria ATP Fund January 2022 Distribution	\$503.20	\$0.00	\$503.20	0.0000
28/02/2022	10/03/2022	Centuria ATP Fund February 2022 Distribution	\$454.50	\$0.00	\$454.50	0.0000
31/03/2022	11/04/2022	Centuria ATP Fund March 2022 Distribution	\$503.20	\$0.00	\$503.20	0.0000
30/04/2022	10/05/2022	Centuria ATP Fund April 2022 Distribution	\$487.00	\$0.00	\$487.00	0.0000
31/05/2022	10/06/2022	Centuria ATP Fund May 2022 Distribution	\$503.20	\$0.00	\$503.20	0.0000
30/06/2022	15/07/2022	Centuria ATP Fund June 2022 Distribution	\$487.00	\$0.00	\$487.00	0.0000
Total for statement period			\$5,924.90	\$0.00	\$5,924.90	0.0000

**TABLE C
Fees and Costs summary**

Type of Fee	Amount (\$)
Fees deducted directly from your account This amount has been deducted directly from your account (reflected in the transactions listed on this statement).	\$0.00
Fees and costs deducted from your investment¹ This approximate amount has been deducted from your investment and covers amounts that have reduced the return on your investment and that are not reflected as transactions listed on this statement or in the additional explanation of fees and costs.	\$1,795.64
TOTAL FEES AND COSTS YOU PAID This approximate amount includes all the fees and costs that affected your investment during the period.	\$1,795.64

¹ This is the amount of fees and costs that are attributed to you and include management fees and costs, performance fees and transaction costs on any applicable transactions throughout the period. It is an apportioned amount that has been calculated by multiplying your daily account balance over the period by the Cost of Product. The Cost of Product is calculated by dividing the Fund's management costs and expenses, performance fees and transaction costs on applicable transactions by the Fund's average net assets over the period.

TABLE D
Your Investment Return ²

Calculation of the Investment Return	Amount sourced from	Amount(\$)
Closing Balance	Table A	\$114,000.00
Add: withdrawal payment	Table A	\$0.00
Less: opening balance	Table A	\$105,500.00
Less: applications/allotments	Table A	\$0.00
Less: fees deducted directly from your account	Table C	\$0.00
Change in market value (growth return)		\$8,500.00
Add: gross distribution amounts (distribution return)	Table B	\$5,924.90
Net Investment return (total return)		\$14,424.90

² This is not a statement for tax purposes. We send a separate tax statement which contains all the information about your investment that you need to complete your tax return.

³ The 'growth return' is the change in the value of your investment in the period, taking into account transactions and excluding distributions. This amount is only for reporting purposes.

Further Information

You can access information regarding your investments through www.CenturiaInvestor.com. If you have questions about the periodic statement or any administrative queries, please contact Centuria Investor Services team on 1800 182 257. For more information about other investment options, please call Centuria directly on 1300 22 44 24, or email contactus@centuria.com.au.

Handling Complaints

If you have a complaint, please let us know by contacting our Investor Services Team on: **1300 22 44 24**, or emailing: compliance@centuria.com.au or writing to us at Centuria Complaints Resolution Process, Level 41, Chifley Tower, 2 Chifley Square, Sydney NSW 2000. We aim to resolve your concerns at the time of your first contact with us. If this is not possible, we will acknowledge your complaint as soon as possible and will investigate, properly consider and decide on the action to take and communicate this to you within 30 days. For further information on the complaints handling process, please go to centuria.com.au/contact-us/complaints.

If you are not satisfied with our response to the matter, you may be able to refer the matter to the Australian Financial Complaints Authority (AFCA) on telephone: **1800 931 678** or write to AFCA at: GPO Box 3, Melbourne VIC 3001, Australia or email: info@afca.org.au.

Disclaimer

While every reasonable care has been taken to ensure that the information on this statement is correct and the information contained in this document is believed to be accurate at the time of compilation, Centuria Property Funds Limited cannot accept liability for any error or misprint. This statement was prepared by Centuria Property Funds Limited ABN 11 086 553 639, AFSL 231149. This information is of a general nature and is not intended to provide you with financial advice or take into account your personal objectives, financial situation or needs.

You may wish to seek independent financial advice from a licensed or authorised financial adviser before making an investment decision. The performance of your investment in any of the Centuria Property Funds is not guaranteed. Past performance is not a reliable indicator of future performance.

Your privacy is important to us. Our Privacy Policy sets out how your information is managed, and is available at centuria.com.au/contact-us/privacy-policy.

KM Property Funds

GPO Box 2985
Melbourne VIC 3001

Rialto South Tower
Level 31, 525 Collins Street
Melbourne VIC 3000

1300 132 099
info@kmpropertyfunds.com



MR MICHAEL SLOAN &
MRS MONICA THERESE SLOAN
<SLOAN FAMILY SUPER FUND A/C>
19 APPLGUM PLACE
MOUNT RIVERVIEW NSW 2774

Date: 16 November 2022
Unitholder No: 0010811872
Tax Reference: Quoted
Subregister: Unit Trust
Dealer Group: No Dealer
Adviser Name: No Adviser

The Stables Property Fund ARSN: 167 742 672

Periodic Statement - 01 July 2021 to 30 June 2022

Table A - Transaction List - Unit Movement

Date	Transaction	Number of Units	Unit Price	Value	Unit Balance
01/07/2021	Opening Balance	30,000	\$1.2100	\$36,300.00	30,000
30/06/2022	Closing Balance	30,000	\$1.6800	\$50,400.00	30,000

Table B - Termination Value Of Investment

Date	Number of Units	Unit Price at 30 June 2022 ¹	Investment Value	Termination Fee ²	Termination Value
30 June 2022	30,000	\$1.68	\$50,400.00	Not Applicable	\$50,400.00

¹ The Unit Price (Net Tangible Asset Value per unit) is based on the most recently published financial statements being 30 June 2022. At 30 June 2022, the Net Tangible Asset Value was \$1.68 per unit following the property revaluation.

² Termination fee - Fee payable, if any, is on the full redemption of the units.

Table C - Transaction List - Distributions Paid

Payment Date	Transaction	Gross Distribution	Withholding Tax	Net Distribution
08/11/2021	Stables - September 2021 Quarter Distribution	\$586.03	\$0.00	\$586.03
07/02/2022	Stables - December 2021 Quarter Distribution	\$586.03	\$0.00	\$586.03
09/05/2022	Stables - March 2022 Quarter Distribution	\$573.29	\$0.00	\$573.29
08/08/2022	Stables - June 2022 Quarter Distribution	\$579.66	\$0.00	\$579.66
Total for statement period		\$2,325.01	\$0.00	\$2,325.01

Table D - Fees and costs summary

Fees deducted directly from your account	\$0
This amount has been deducted directly from your account (reflected in the transactions listed on this statement).	
Fees and costs deducted from your investment in the Fund (Management fees and other costs)	\$3,791.72
This approximate amount has been deducted from your investment and covers amounts that have reduced the return on your investment and that are not reflected as transactions listed on this statement or in the Additional explanation of fees and costs.	
TOTAL FEES AND COSTS YOU PAID	\$3,791.72
This approximate amount includes all the fees and costs that affected your investment during the period.	

Table E - Calculation Of Your Investment Return

	Amount Sourced From	Amount
Closing Balance	Table A	\$50,400.00
Add: disposal proceeds	Table A	\$0.00
Less: opening balance	Table A	\$36,300.00
Less: acquisitions	Table A	\$0.00
Change in market value		\$14,100.00
Add: gross distribution	Table C	\$2,325.01
Investment return (total return)		\$16,425.01

Important Notes**Tax**

This is not a statement for tax purposes.

Currency and Period

All financial amounts in this Statement are expressed in Australian Dollars unless otherwise stated and have been rounded. This statement and the closing balance shown include only those transactions registered during the statement period.

Queries

Further information about your transactions, your investment or your income distributions, may be obtained by contacting Boardroom Pty Limited on 1300 373 215 from within Australia, or +61 2 9290 9600 outside of Australia. If you have a complaint, you may contact our customer service office on 1300 132 099. If you are not satisfied with our response you may also seek to resolve your complaint with the Australian Financial Complaints Authority by calling 1800 931 678.

Centuria

MR MICHAEL SLOAN &
MRS MONICA THERESE SLOAN
<SLOAN FAMILY SUPER FUND A/C>
19 APPLGUM PLACE
MOUNT RIVERVIEW NSW 2774

Date: 21 October 2022
Reference No: 0200140960
Tax Reference: Quoted

Centuria 8 Central Avenue Fund No 2 Periodic Statement - 01 July 2021 to 30 June 2022

Investor number: 0200140960
Tax reference: Quoted

Dealer group: No Dealer
Adviser name: No Adviser

TABLE A Transactions - Unit Movements					
Date	Transaction	Number of units	Price per unit (\$)	Total value (\$)	Balance of units
01/07/2021	Opening Balance	12,500.0000	\$1.7800	\$22,250.00	12,500.0000
30/06/2022	Closing Balance	12,500.0000	\$1.8800	\$23,500.00	12,500.0000

Opening and closing balances are based on the withdrawal unit price (ex distribution)

**TABLE B
Fund Distribution Summary**

Record Date	Payment Date	Transaction	Gross Distribution (\$)	Withholding Tax (\$)	Net Distribution (\$)	DRP Allotment
31/07/2021	10/08/2021	Centuria 8 Central Avenue Fund No 2 July 2021 Distribution	\$106.16	\$0.00	\$106.16	0.0000
31/08/2021	10/09/2021	Centuria 8 Central Avenue Fund No 2 August 2021 Distribution	\$106.16	\$0.00	\$106.16	0.0000
30/09/2021	11/10/2021	Centuria 8 Central Avenue Fund No 2 September 2021 Distribution	\$102.74	\$0.00	\$102.74	0.0000
31/10/2021	10/11/2021	Centuria 8 Central Avenue Fund No 2 October 2021 Distribution	\$106.16	\$0.00	\$106.16	0.0000
30/11/2021	10/12/2021	Centuria 8 Central Avenue Fund No 2 November 2021 Distribution	\$102.74	\$0.00	\$102.74	0.0000
31/12/2021	14/01/2022	Centuria 8 Central Avenue Fund No 2 December 2021 Distribution	\$106.16	\$0.00	\$106.16	0.0000
31/01/2022	10/02/2022	Centuria 8 Central Avenue Fund No 2 January 2022 Distribution	\$106.16	\$0.00	\$106.16	0.0000
28/02/2022	10/03/2022	Centuria 8 Central Avenue Fund No 2 February 2022 Distribution	\$95.89	\$0.00	\$95.89	0.0000
31/03/2022	11/04/2022	Centuria 8 Central Avenue Fund No 2 March 2022 Distribution	\$106.16	\$0.00	\$106.16	0.0000
30/04/2022	10/05/2022	Centuria 8 Central Avenue Fund No 2 April 2022 Distribution	\$102.74	\$0.00	\$102.74	0.0000
31/05/2022	10/06/2022	Centuria 8 Central Avenue Fund No 2 May 2022 Distribution	\$106.16	\$0.00	\$106.16	0.0000
30/06/2022	15/07/2022	Centuria 8 Central Avenue Fund No 2 June 2022 Distribution	\$102.74	\$0.00	\$102.74	0.0000
Total for statement period			\$1,249.97	\$0.00	\$1,249.97	0.0000

**TABLE C
Fees and Costs summary**

Type of Fee	Amount (\$)
Fees deducted directly from your account This amount has been deducted directly from your account (reflected in the transactions listed on this statement).	\$0.00
Fees and costs deducted from your investment¹ This approximate amount has been deducted from your investment and covers amounts that have reduced the return on your investment and that are not reflected as transactions listed on this statement or in the additional explanation of fees and costs.	\$365.97
TOTAL FEES AND COSTS YOU PAID This approximate amount includes all the fees and costs that affected your investment during the period.	\$365.97

¹ This is the amount of fees and costs that are attributed to you and include management fees and costs, performance fees and transaction costs on any applicable transactions throughout the period. It is an apportioned amount that has been calculated by multiplying your daily account balance over the period by the Cost of Product. The Cost of Product is calculated by dividing the Fund's management costs and expenses, performance fees and transaction costs on applicable transactions by the Fund's average net assets over the period.

TABLE D
Your Investment Return ²

Calculation of the Investment Return	Amount sourced from	Amount(\$)
Closing Balance	Table A	\$23,500.00
Add: withdrawal payment	Table A	\$0.00
Less: opening balance	Table A	\$22,250.00
Less: applications/allotments	Table A	\$0.00
Less: fees deducted directly from your account	Table C	\$0.00
Change in market value (growth return)		\$1,250.00
Add: gross distribution amounts (distribution return)	Table B	\$1,249.97
Net Investment return (total return)		\$2,499.97

² This is not a statement for tax purposes. We send a separate tax statement which contains all the information about your investment that you need to complete your tax return.

³ The 'growth return' is the change in the value of your investment in the period, taking into account transactions and excluding distributions. This amount is only for reporting purposes.

Further Information

You can access information regarding your investments through www.CenturiaInvestor.com. If you have questions about the periodic statement or any administrative queries, please contact Centuria Investor Services team on 1800 182 257. For more information about other investment options, please call Centuria directly on 1300 22 44 24, or email contactus@centuria.com.au.

Handling Complaints

If you have a complaint, please let us know by contacting our Investor Services Team on: **1300 22 44 24**, or emailing: compliance@centuria.com.au or writing to us at Centuria Complaints Resolution Process, Level 41, Chifley Tower, 2 Chifley Square, Sydney NSW 2000. We aim to resolve your concerns at the time of your first contact with us. If this is not possible, we will acknowledge your complaint as soon as possible and will investigate, properly consider and decide on the action to take and communicate this to you within 30 days. For further information on the complaints handling process, please go to centuria.com.au/contact-us/complaints.

If you are not satisfied with our response to the matter, you may be able to refer the matter to the Australian Financial Complaints Authority (AFCA) on telephone: **1800 931 678** or write to AFCA at: GPO Box 3, Melbourne VIC 3001, Australia or email: info@afca.org.au.

Disclaimer

While every reasonable care has been taken to ensure that the information on this statement is correct and the information contained in this document is believed to be accurate at the time of compilation, Centuria Property Funds Limited cannot accept liability for any error or misprint. This statement was prepared by Centuria Property Funds Limited ABN 11 086 553 639, AFSL 231149. This information is of a general nature and is not intended to provide you with financial advice or take into account your personal objectives, financial situation or needs.

You may wish to seek independent financial advice from a licensed or authorised financial adviser before making an investment decision. The performance of your investment in any of the Centuria Property Funds is not guaranteed. Past performance is not a reliable indicator of future performance.

Your privacy is important to us. Our Privacy Policy sets out how your information is managed, and is available at centuria.com.au/contact-us/privacy-policy.

30 September 2022



MR MICHAEL SLOAN &
MRS MONICA THERESE SLOAN
<SLOAN FAMILY SUPER FUND A/C>
19 APPLGUM PLACE
MOUNT RIVERVIEW NSW 2774

Charter Hall Direct Property
Management Limited
ACN 073 623 784
AFSL 226849

Level 20, No.1 Martin Place
Sydney NSW 2000
GPO Box 2704 Sydney NSW 2001

T +61 2 8651 9000
F +61 2 9221 4655

www.charterhall.com.au

Dear Investor

Annual periodic statements – Charter Hall Direct Funds

Please find enclosed your periodic statement for the year ending 30 June 2022. The periodic statement is an annual summary of your net investment return. It summarises the income and capital value return for the period and calculates a net investment return after deducting the direct and indirect fees and costs related to your holding.

Please note, the periodic statement is not a statement for tax purposes, you should refer to the AMIT statement you were sent in August 2022 for information to assist with completion of your tax return.

Changes to the periodic statement

During the period, the *ASIC Corporations (Disclosure of Fees and Costs) Instrument 2019/1070* came into force, which required changes to the periodic statement. There have been changes to both the format of the statement and to the methodology for calculating fees and costs. These changes apply to all Australian managed investment products and are not unique to unlisted property funds.

Previously, management fees, trust expenses, and any performance fee that was paid during the period were required to be included in the periodic statement. Under the new regime, issuers are required to include performance fees that have been accrued (but not necessarily paid) and transaction costs, including any stamp duty paid upon the acquisition of properties by the fund. As such, the fees and costs in periodic statements may vary substantially from year to year.

The 'fees and costs deducted from your investment' comprises fees paid to the manager, including the management fee and performance fee as well as costs paid to third parties, including legal fees and stamp duty. It is important to note that actively managed property funds may have significant external costs relating to the purchase and sale of property.

Contact us

Please contact the registry on 1300 137 895 or charterhall@boardroomlimited.com.au for any questions in relation to the periodic statement. For any other matters, including further details about fees and costs please contact your adviser or Charter Hall on 1300 652 790 or direct.property@charterhall.com.au.

On behalf of the Charter Hall Direct business, thank you for investing with us. We appreciate your support and will continue to focus on maintaining our strong track record managing unlisted property funds since 1995.

Yours sincerely



Steven Bennett
Direct CEO



Julian Menegazzo
Fund Manager - Direct

MR MICHAEL SLOAN &
 MRS MONICA THERESE SLOAN
 <SLOAN FAMILY SUPER FUND A/C>
 19 APPELGUM PLACE
 MOUNT RIVERVIEW NSW 2774

30 September 2022

Charter Hall Direct Industrial Fund No. 3 - Ordinary
ARSN:601348225
Periodic Statement

Investor number: 0009743103 **Dealer group:** No Dealer
Tax reference: Quoted **Adviser name:** No Adviser
Statement period: 01 July 2021 to 30 June 2022

TABLE A Transaction Summary - Unit movement					
Date	Transaction	Number of Units	Unit Price ¹ (\$)	Total Value (\$)	Balance of Units
01/07/2021	Opening Balance	79,506.2235	\$1.5622	\$124,204.62	79,506.2235
30/06/2022	Closing Balance	79,506.2235	\$1.8278	\$145,321.48	79,506.2235

1.The redemption value is calculated using the Exit Price.

TABLE B Fund Distribution Summary						
Record Date	Payment Date	Transaction	Gross Distribution (\$)	Ongoing Adviser Service Fee (\$)	Withholding Tax (\$)	Net Distribution (\$)
30/09/2021	15/10/2021	CH DIF 3 ORD SEP 2021 Dist	\$1,868.40	\$0.00	\$0.00	\$1,868.40
31/12/2021	17/01/2022	CH DIF 3 ORD DEC 2021 Dist	\$1,868.40	\$0.00	\$0.00	\$1,868.40
31/03/2022	14/04/2022	CH DIF 3 ORD MAR 2022 Dist	\$1,868.40	\$0.00	\$0.00	\$1,868.40
30/06/2022	18/07/2022	CH DIF 3 ORD JUN 2022 Dist	\$1,868.40	\$0.00	\$0.00	\$1,868.40
Total for statement period			\$7,473.60	\$0.00	\$0.00	\$7,473.60

TABLE C
Fees and Costs Summary¹

Type of Fee	Amount (\$)
Fees deducted directly from your account² This amount has been deducted directly from your account (reflected in the transactions listed on this statement).	\$0.00
Fees and costs deducted from your investment³ This approximate amount has been deducted from your investment and covers amounts that have reduced the return on your investment and that are not reflected as transactions listed on this statement.	\$4,087.27
TOTAL FEES AND COSTS YOU PAID This approximate amount includes all the fees and costs that affected your investment during the period.	\$4,087.27

1. Total fees and costs are an estimate calculated by dividing the fees and costs by the Fund's average net assets for the period. Accrued fees and costs may increase or decrease over time before they are actually paid. As a result, the "total fees and costs you paid" is an approximate amount and is likely to be different to the fees paid.

2. This amount includes all the direct fees and costs which were charged to your account during the statement period. Typically, this comprises an adviser service fee or ongoing adviser service fee which you and your adviser have agreed.

3. This amount includes costs incurred by the Fund that were not paid directly out of your account. This can comprise management fees, performance fees and fund expenses, as well as transaction costs including stamp duty on asset purchases or divestment costs when an asset is sold. An actively managed property fund may have significant costs relating to the purchase and sale of property.

For this period, approximately \$0.00 has been deducted from your investment for payment of acquisition and divestment costs, of which \$0.00 relates to stamp duty on acquired properties. The disposal proceeds and/or acquisition costs have been calculated based on the published Unit Price and may not reflect the amount that you have paid or received for your units and therefore may not reflect your actual return.

Performance fees are based on the amount accrued or paid during the period, which amounts to approximately \$2,474.23 being deducted from your investment. Performance fees are only payable when the fund outperforms the relevant PDS benchmark.

The balance of fees and costs deducted from your investment comprises management fees and other fund expenses.

TABLE D
Calculation of your Net Investment Return

Calculation of the Investment Return	Amount (\$)	Amount sourced from
Closing Balance	\$145,321.48	Table A
Add: withdrawal payment	\$0.00	Table A
Less: opening balance	\$124,204.62	Table A
Less: applications/allotments/reinvestments	\$0.00	Table A
Less: fees deducted directly from your account	\$0.00	Table C
Change in market value (growth return) ¹	\$21,116.86	
Add: gross distribution amounts (distribution return)	\$7,473.60	Table B
Net Investment return (total return)	\$28,590.46	

1. The growth return is the change in the value of your investment in the period, taking into account transactions and excluding distributions. This amount is only for reporting purposes.

Please note, this is not a statement for tax purposes. We send a separate tax statement which contains all the information about your investment that you need to complete your tax return.

Important notes

Thank you for investing with Charter Hall. If you have any questions regarding this statement, please call BoardRoom on 1300 137 895 or email us at charterhall@boardroomlimited.com.au.

If you have a complaint in relation to this statement, please contact the Complaints Officer for Charter Hall on +61 2 8651 9000 or write to Charter Hall at GPO Box 2704, Sydney NSW 2001. We are a member of the Australian Financial Complaints Authority (AFCA), an independent external dispute resolution service. If you have a complaint that you have been unable to resolve with us, AFCA can assist you. Their contact details are: GPO Box 3, Melbourne VIC 3001, Email: info@afca.org.au, Phone: 1800 931 678 (free call).

All financial amounts in this statement are expressed in Australian dollars unless otherwise stated. Any discrepancies between totals in tables, or in calculations, are due to rounding. While every reasonable care has been taken to ensure that the information on this statement is correct and the information contained in this document is believed to be accurate at the time of compilation Charter Hall Direct Property Management Limited (CHDPML) cannot accept liability for any error or misprint. This statement was prepared by CHDPML. This information is of a general nature and is not intended to provide you with financial advice or take into account your personal objectives, financial situation or needs. Before acting on the information, consider its appropriateness to your circumstances and read the relevant product disclosure statement (PDS), available at www.charterhall.com.au. You may wish to seek independent financial advice from a licensed or authorised financial adviser before making an investment decision. The performance of your investment in any Fund is not guaranteed. Past performance is not a reliable indicator of future performance.

85000 - Income Tax Payable/Refundable

2022 Financial Year

Preparer Desiree Yutuc

Reviewer Steven Lee

Status Completed

Account Code	Description	CY Balance	LY Balance	Change
85000	Income Tax Payable/Refundable	\$4,852.16	\$3,512.04	38.16%
TOTAL		CY Balance	LY Balance	
		\$4,852.16	\$3,512.04	

Supporting Documents

- Statement of Taxable Income [Report](#)
- Exempt Pension Reconciliation [Report](#)
- Tax Reconciliation Report [Report](#)
- Non Deductible Expense Reconciliation [Report](#)
- ATO_Income Tax.pdf

Standard Checklist

- Attach Actuarial Certificate (if applicable)
- Attach any other Tax reconciliations
- Attach copy of Exempt Pension Reconciliation (if applicable)
- Attach copy of Non Deductible Expense Reconciliation (if applicable)
- Attach copy of Statement of Taxable Income
- Attach copy of Tax Reconciliation Report
- Confirm Transactions in ATO Portal

Sloan Family Super Fund

Exempt Current Pension Income Reconciliation

For The Period 01 July 2021 - 30 June 2022

	Date	Account Code	Account Description	Taxable Amount	Actuary/Pool %	Exempt Amount
Segment - 01 July 2021 to 01 July 2021						
<u>Label C</u>						
	01/07/2021	25000/CBA12549337	CBA Direct Investment Account 12549337	1.43		
			Total	1.43	100.000 %	1.43
Total Segment ECPI *						1.43
Segment - 02 July 2021 to 30 June 2022						
<u>Label C</u>						
	02/07/2021	25000/RaboDirect TD7NXN	Rabo Direct TD 5yr B6H02ZJNNR0F7NXN	373.97		
	31/07/2021	25000/CRU83738S50	Australian Unity Cash Management	0.04		
	31/07/2021	25000/PIB003092400	Rabobank HISA 0030924-00	1.81		
	31/07/2021	25000/UBANK353563511	UBank USaver SMSF 35-356-3511	23.82		
	01/08/2021	25000/CBA12549337	CBA Direct Investment Account 12549337	2.49		
	02/08/2021	25000/RABOTDR5ZC	Rabo TD B8G31ZJGTI0WR5ZC	293.84		
	02/08/2021	25000/RaboDirect TD7NXN	Rabo Direct TD 5yr B6H02ZJNNR0F7NXN	386.44		
	31/08/2021	25000/CRU83738S50	Australian Unity Cash Management	0.04		
	31/08/2021	25000/RABOTDR5ZC	Rabo TD B8G31ZJGTI0WR5ZC	258.22		
	31/08/2021	25000/PIB003092400	Rabobank HISA 0030924-00	30.72		
	31/08/2021	25000/UBANK353563511	UBank USaver SMSF 35-356-3511	6.43		
	01/09/2021	25000/CBA12549337	CBA Direct Investment Account 12549337	3.89		
	30/09/2021	25000/PIB003092400	Rabobank HISA 0030924-00	22.85		
	30/09/2021	25000/RABOTDR5ZC	Rabo TD B8G31ZJGTI0WR5ZC	267.12		
	30/09/2021	25000/UBANK353563511	UBank USaver SMSF 35-356-3511	0.84		
	30/09/2021	25000/CRU83738S50	Australian Unity Cash Management	0.04		

Sloan Family Super Fund**Exempt Current Pension Income Reconciliation**

For The Period 01 July 2021 - 30 June 2022

	Date	Account Code	Account Description	Taxable Amount	Actuary/Pool %	Exempt Amount
Label C						
	01/10/2021	25000/CBA12549337	CBA Direct Investment Account 12549337	1.39		
	29/10/2021	25000/AUSUTDI12	Australian Unity TD I12	2,986.16		
	31/10/2021	25000/CRU83738S50	Australian Unity Cash Management	0.12		
	31/10/2021	25000/UBANK353563511	UBank USaver SMSF 35-356-3511	0.04		
	31/10/2021	25000/PIB003092400	Rabobank HISA 0030924-00	4.20		
	01/11/2021	25000/RABOTDR5ZC	Rabo TD B8G31ZJGTI0WR5ZC	284.93		
	01/11/2021	25000/CBA12549337	CBA Direct Investment Account 12549337	2.70		
	30/11/2021	25000/CRU83738S50	Australian Unity Cash Management	0.78		
	30/11/2021	25000/UBANK353563511	UBank USaver SMSF 35-356-3511	0.04		
	30/11/2021	25000/RABOTDR5ZC	Rabo TD B8G31ZJGTI0WR5ZC	258.22		
	30/11/2021	25000/PIB003092400	Rabobank HISA 0030924-00	4.13		
	01/12/2021	25000/CBA12549337	CBA Direct Investment Account 12549337	8.63		
	31/12/2021	25000/PIB003092400	Rabobank HISA 0030924-00	4.32		
	31/12/2021	25000/UBANK353563511	UBank USaver SMSF 35-356-3511	0.04		
	31/12/2021	25000/RABOTDR5ZC	Rabo TD B8G31ZJGTI0WR5ZC	276.03		
	31/12/2021	25000/CRU83738S50	Australian Unity Cash Management	0.81		
	01/01/2022	25000/CBA12549337	CBA Direct Investment Account 12549337	9.68		
	31/01/2022	25000/CRU83738S50	Australian Unity Cash Management	0.81		
	31/01/2022	25000/UBANK353563511	UBank USaver SMSF 35-356-3511	0.04		
	31/01/2022	25000/RABOTDR5ZC	Rabo TD B8G31ZJGTI0WR5ZC	276.03		
	31/01/2022	25000/PIB003092400	Rabobank HISA 0030924-00	4.38		
	01/02/2022	25000/CBA12549337	CBA Direct Investment Account 12549337	18.15		
	28/02/2022	25000/CRU83738S50	Australian Unity Cash Management	0.73		

Sloan Family Super Fund

Exempt Current Pension Income Reconciliation

For The Period 01 July 2021 - 30 June 2022

	Date	Account Code	Account Description	Taxable Amount	Actuary/Pool %	Exempt Amount
Label C						
	28/02/2022	25000/RABOTDR5ZC	Rabo TD B8G31ZJGTI0WR5ZC	249.32		
	28/02/2022	25000/UBANK353563511	UBank USaver SMSF 35-356-3511	0.04		
	28/02/2022	25000/PIB003092400	Rabobank HISA 0030924-00	4.01		
	01/03/2022	25000/CBA12549337	CBA Direct Investment Account 12549337	17.61		
	31/03/2022	25000/RABOTDR5ZC	Rabo TD B8G31ZJGTI0WR5ZC	276.03		
	31/03/2022	25000/UBANK353563511	UBank USaver SMSF 35-356-3511	0.04		
	31/03/2022	25000/PIB003092400	Rabobank HISA 0030924-00	4.49		
	31/03/2022	25000/CRU83738S50	Australian Unity Cash Management	0.81		
	01/04/2022	25000/CBA12549337	CBA Direct Investment Account 12549337	19.81		
	29/04/2022	25000/AUSUTDI12	Australian Unity TD I12	2,969.84		
	30/04/2022	25000/PIB003092400	Rabobank HISA 0030924-00	4.41		
	30/04/2022	25000/UBANK353563511	UBank USaver SMSF 35-356-3511	0.04		
	30/04/2022	25000/CRU83738S50	Australian Unity Cash Management	0.83		
	01/05/2022	25000/CBA12549337	CBA Direct Investment Account 12549337	13.57		
	02/05/2022	25000/RABOTDR5ZC	Rabo TD B8G31ZJGTI0WR5ZC	284.93		
	23/05/2022	25000/GSIO35.AX	Australian Government Treasury Indexed	407.45		
	31/05/2022	25000/CRU83738S50	Australian Unity Cash Management	1.56		
	31/05/2022	25000/UBANK353563511	UBank USaver SMSF 35-356-3511	0.04		
	31/05/2022	25000/RABOTDR5ZC	Rabo TD B8G31ZJGTI0WR5ZC	258.22		
	31/05/2022	25000/PIB003092400	Rabobank HISA 0030924-00	6.70		
	01/06/2022	25000/CBA12549337	CBA Direct Investment Account 12549337	24.42		
	30/06/2022	25000/PIB003092400	Rabobank HISA 0030924-00	10.40		
	30/06/2022	25000/RABOTDR5ZC	Rabo TD B8G31ZJGTI0WR5ZC	267.12		

Sloan Family Super Fund

Exempt Current Pension Income Reconciliation

For The Period 01 July 2021 - 30 June 2022

	Date	Account Code	Account Description	Taxable Amount	Actuary/Pool %	Exempt Amount
Label C						
	30/06/2022	25000/CRU83738S50	Australian Unity Cash Management	1.51		
	30/06/2022	25000/UBANK353563511	UBank USaver SMSF 35-356-3511	0.08		
			Total	10,638.20	100.000 %	10,638.20
Label K						
	25/08/2021	23900/CGFPC.AX	Challenger Limited	499.38		
	15/09/2021	23900/CBAPI.AX	COMMONWEALTH BANK. NYR3QUT (CAP	332.43		
	17/09/2021	23900/NABPF.AX	National Australia Bank Limited	354.50		
	22/09/2021	23900/WBCPH.AX	Westpac Banking Corporation	347.09		
	23/09/2021	23900/TLS.AX	Telstra Corporation Limited.	1,538.40		
	25/11/2021	23900/CGFPC.AX	Challenger Limited	493.29		
	25/02/2022	23900/CGFPC.AX	Challenger Limited	499.38		
	01/04/2022	23900/TLS.AX	Telstra Corporation Limited.	1,538.40		
	25/05/2022	23900/CGFPC.AX	Challenger Limited	487.20		
			Total	6,090.07	100.000 %	6,090.07
Label L						
	25/08/2021	23900/CGFPC.AX	Challenger Limited	214.02		
	15/09/2021	23900/CBAPI.AX	COMMONWEALTH BANK. NYR3QUT (CAP	142.47		
	17/09/2021	23900/NABPF.AX	National Australia Bank Limited	151.93		
	22/09/2021	23900/WBCPH.AX	Westpac Banking Corporation	148.75		
	23/09/2021	23900/TLS.AX	Telstra Corporation Limited.	659.31		
	25/11/2021	23900/CGFPC.AX	Challenger Limited	211.41		
	25/02/2022	23900/CGFPC.AX	Challenger Limited	214.02		

Sloan Family Super Fund

Exempt Current Pension Income Reconciliation

For The Period 01 July 2021 - 30 June 2022

	Date	Account Code	Account Description	Taxable Amount	Actuary/Pool %	Exempt Amount
Label L						
	01/04/2022	23900/TLS.AX	Telstra Corporation Limited.	659.31		
	25/05/2022	23900/CGFPC.AX	Challenger Limited	208.80		
			Total	2,610.02	100.000 %	2,610.02
Label M						
	30/06/2022	23800/SHSACATPFD	Centuria ATP Fund	4,795.74		
	30/06/2022	23800/SKI.AX1	Spark Infrastructure Group - Stapled	7,382.48		
	30/06/2022	23800/SHYBCENTUR	Centuria 8 Central Avenue Fund No.2	699.18		
			Total	12,877.40	100.000 %	12,877.40
					Total Segment ECPI *	32,215.69
					SMSF Annual Return Rounding	1.12
					Total ECPI	32,216.00

* Total Segment ECPI does not include ECPI amounts from Label A. The total ECPI from Label A is shown separately at the start of the report.

Sloan Family Super Fund

Pension Non Deductible Expense Report

For The Period 01 July 2021 - 30 June 2022

	Date	Account Code	Account Description	Amount	Expense %	Deductible	Non Deductible
Segment - 01 July 2021 to 01 July 2021							
Label I							
Deemed Segregated							
	01/07/2021	37500/SHSAHPIDBAL	Hostplus Indexed Balanced	13.75			
			Total	13.75	100.000 %	0.00	13.75
Total Segment Expenses						0.00	13.75
Segment - 02 July 2021 to 30 June 2022							
Label H							
Deemed Segregated							
	12/05/2022	30700	Auditor's Remuneration	550.00			
			Total	550.00	94.289 %	31.41	518.59
Label I							
Deemed Segregated							
	01/09/2021	37500/SHSAHPIDBAL	Hostplus Indexed Balanced	13.75			
	02/05/2022	37500/SHSAHPIDBAL	Hostplus Indexed Balanced	13.75			
	01/02/2022	37500/SHSAHPIDBAL	Hostplus Indexed Balanced	13.75			
	01/12/2021	37500/SHSAHPIDBAL	Hostplus Indexed Balanced	0.51			
	01/11/2021	37500/SHSAHPIDBAL	Hostplus Indexed Balanced	0.51			
	01/03/2022	37500/SHSAHPIDBAL	Hostplus Indexed Balanced	13.75			
	01/10/2021	37500/SHSAHPSMAIF	Hostplus Australian	13.23			

Sloan Family Super Fund

Pension Non Deductible Expense Report

For The Period 01 July 2021 - 30 June 2022

	Date	Account Code	Account Description	Amount	Expense %	Deductible	Non Deductible	
Label I								
Deemed Segregated								
			Infrastructure					
	01/12/2021	37500/SHSAHPSMAIF	Hostplus Australian Infrastructure	13.24				
	01/11/2021	37500/SHSAHPSMAIF	Hostplus Australian Infrastructure	13.24				
	01/04/2022	37500/SHSAHPIDBAL	Hostplus Indexed Balanced	13.75				
	01/10/2021	37500/SHSAHPIDBAL	Hostplus Indexed Balanced	0.52				
	01/06/2022	37500/SHSAHPIDBAL	Hostplus Indexed Balanced	13.75				
	04/01/2022	37500/SHSAHPIDBAL	Hostplus Indexed Balanced	13.75				
	02/08/2021	37500/SHSAHPIDBAL	Hostplus Indexed Balanced	13.75				
			Total	151.25	100.000 %	0.00	151.25	
Label J								
Deemed Segregated								
	12/05/2022	30100	Accountancy Fees	525.00				
			Total	525.00	94.289 %	29.98	495.02	
Deemed Segregated								
	18/05/2022	30400	ATO Supervisory Levy	259.00				
			Total	259.00	0.000 %	0.00	259.00	
						Label Total	29.98	754.02
						Total Segment Expenses	61.39	1,423.86

Sloan Family Super Fund

Pension Non Deductible Expense Report

For The Period 01 July 2021 - 30 June 2022

Date	Account Code	Account Description	Amount	Expense %	Deductible	Non Deductible
				Total Expenses *	61.39	1,437.61

* General expense percentage - 94.289 %

* Investment expense percentage - 100.000 %

Sloan Family Super Fund

Statement of Taxable Income

For the year ended 30 June 2022

	2022
	\$
Benefits accrued as a result of operations	67,242.27
Less	
Non Taxable Transfer In	1,951.37
Increase in MV of investments	25,645.75
Exempt current pension income	32,216.00
Realised Accounting Capital Gains	30,192.83
Accounting Trust Distributions	29,281.62
	<u>119,287.57</u>
Add	
SMSF non deductible expenses	1,437.00
Pension Payments	35,060.00
Franking Credits	4,852.16
Taxable Trust Distributions	10,635.26
	<u>51,984.42</u>
SMSF Annual Return Rounding	0.88
	<u>(60.00)</u>
Taxable Income or Loss	<u>(60.00)</u>
Income Tax on Taxable Income or Loss	0.00
Less	
Franking Credits	4,852.16
	<u>(4,852.16)</u>
CURRENT TAX OR REFUND	<u>(4,852.16)</u>
Supervisory Levy	259.00
	<u>(4,593.16)</u>
AMOUNT DUE OR REFUNDABLE	<u>(4,593.16)</u>

Sloan Family Super Fund

Tax Reconciliation Report

For the year ended 30 June 2022

Tax Return Label	Date	Account Code	Account Name	Amount \$
H1 - Expenses - SMSF auditor fee				
	12/05/2022	30700	Auditor's Remuneration	31.41
Sub-Total				31.41
Ignore Cents				0.41
Total				31.00
H2 - Expenses - SMSF auditor fee non deductible				
	12/05/2022	30700	Auditor's Remuneration	518.59
Sub-Total				518.59
Ignore Cents				0.59
Total				518.00
I2 - Expenses - Investment expenses non deductible				
	01/07/2021	37500/SHSAHPIDBAL	Hostplus Indexed Balanced	13.75
	02/08/2021	37500/SHSAHPIDBAL	Hostplus Indexed Balanced	13.75
	01/09/2021	37500/SHSAHPIDBAL	Hostplus Indexed Balanced	13.75
	01/10/2021	37500/SHSAHPIDBAL	Hostplus Indexed Balanced	0.52
	01/11/2021	37500/SHSAHPIDBAL	Hostplus Indexed Balanced	0.51
	01/12/2021	37500/SHSAHPIDBAL	Hostplus Indexed Balanced	0.51
	01/10/2021	37500/SHSAHPSMAIF	Hostplus Australian Infrastructure	13.23
	01/11/2021	37500/SHSAHPSMAIF	Hostplus Australian Infrastructure	13.24
	01/12/2021	37500/SHSAHPSMAIF	Hostplus Australian Infrastructure	13.24
	04/01/2022	37500/SHSAHPIDBAL	Hostplus Indexed Balanced	13.75
	01/02/2022	37500/SHSAHPIDBAL	Hostplus Indexed Balanced	13.75
	01/03/2022	37500/SHSAHPIDBAL	Hostplus Indexed Balanced	13.75
	01/04/2022	37500/SHSAHPIDBAL	Hostplus Indexed Balanced	13.75
	02/05/2022	37500/SHSAHPIDBAL	Hostplus Indexed Balanced	13.75
	01/06/2022	37500/SHSAHPIDBAL	Hostplus Indexed Balanced	13.75
Sub-Total				165.00
Ignore Cents				0.00
Total				165.00
J1 - Expenses - Management and administration expenses				
	12/05/2022	30100	Accountancy Fees	29.98
Sub-Total				29.98
Ignore Cents				0.98
Total				29.00
J2 - Expenses - Management and administration expenses non deductible				
	18/05/2022	30400	ATO Supervisory Levy	259.00
	12/05/2022	30100	Accountancy Fees	495.02
Sub-Total				754.02
Ignore Cents				0.02
Total				754.00
N - TOTAL DEDUCTIONS				60.00

Sloan Family Super Fund

Tax Reconciliation Report

For the year ended 30 June 2022

Tax Return Label	Date	Account Code	Account Name	Amount \$
N - TOTAL DEDUCTIONS				
Sub-Total				60.00
Ignore Cents				0.00
Total				60.00
Y - TOTAL NON DEDUCTIBLE EXPENSES				
				1,437.00
Sub-Total				1,437.00
Ignore Cents				0.00
Total				1,437.00
O - TAXABLE INCOME OR LOSS				
				(60.00)
Sub-Total				(60.00)
Ignore Cents				0.00
Total				(60.00)
Z - TOTAL SMSF EXPENSES				
				1,497.00
Sub-Total				1,497.00
Ignore Cents				0.00
Total				1,497.00
E1 - Complying fund's franking credits tax offset				
	25/08/2021	23900/CGFPC.AX	Challenger Limited	214.02
	15/09/2021	23900/CBAPI.AX	COMMONWEALTH BANK. NYR3QUT (CAP NOTE 3-BBSW+3.00% PERP NON-CUM RE...	142.47
	17/09/2021	23900/NABPF.AX	National Australia Bank Limited	151.93
	22/09/2021	23900/WBCPH.AX	Westpac Banking Corporation	148.75
	23/09/2021	23900/TLS.AX	Telstra Corporation Limited.	659.31
	25/11/2021	23900/CGFPC.AX	Challenger Limited	211.41
	25/02/2022	23900/CGFPC.AX	Challenger Limited	214.02
	01/04/2022	23900/TLS.AX	Telstra Corporation Limited.	659.31
	25/05/2022	23900/CGFPC.AX	Challenger Limited	208.80
	30/06/2022	23800/SKI.AX1	Spark Infrastructure Group - Stapled Securities Fully Paid	2,242.14
Sub-Total				4,852.16
Ignore Cents				0.00
Total				4,852.16
E - Refundable tax offsets				
				4,852.16
Sub-Total				4,852.16
Ignore Cents				0.00
Total				4,852.16
I - Remainder of refundable tax offsets				
				4,852.16

Sloan Family Super Fund

Tax Reconciliation Report

For the year ended 30 June 2022

Tax Return Label	Date	Account Code	Account Name	Amount \$
I - Remainder of refundable tax offsets				
Sub-Total				4,852.16
Ignore Cents				0.00
Total				4,852.16
L - Supervisory levy				
				259.00
Sub-Total				259.00
Ignore Cents				0.00
Total				259.00
S - AMOUNT DUE OR REFUNDABLE				
				(4,593.16)
Sub-Total				(4,593.16)
Ignore Cents				0.00
Total				(4,593.16)



Income tax 551

Date generated	12 January 2023
Overdue	\$0.00
Not yet due	\$0.00
Balance	\$0.00

Transactions

4 results found - from **12 January 2021** to **12 January 2023** sorted by **processed date** ordered **newest to oldest**

Processed date	Effective date	Description	Debit (DR)	Credit (CR)	Balance
13 May 2022	18 May 2022	EFT refund for Income Tax for the period from 01 Jul 20 to 30 Jun 21	\$3,253.04		\$0.00
13 May 2022	13 May 2022	Tax return Self Man Superfund - Income Tax for the period from 01 Jul 20 to 30 Jun 21		\$3,253.04	\$3,253.04 CR
6 Apr 2021	1 Apr 2021	Payment received		\$259.00	\$0.00
22 Mar 2021	17 May 2021	Tax return Self Man Superfund - Income Tax for the period from 01 Jul 19 to 30 Jun 20	\$259.00		\$259.00 DR

A - Financial Statements

2022 Financial Year

Preparer Desiree Yutuc

Reviewer Steven Lee

Status Completed

Supporting Documents

No supporting documents

Standard Checklist

- Attach copy of Financial Statements
- Attach copy of SMSF Annual Return

B - Permanent Documents

2022 Financial Year

Preparer Desiree Yutuc

Reviewer Steven Lee

Status Completed

Supporting Documents

- Fund Summary Report Report

Standard Checklist

- Attach latest copy of ASIC annual company statement (if corporate trustee)
- Ensure latest copies of ATO Trustee Declarations and ATO confirmation that the fund is a regulated fund is attached
- Ensure latest copies of trustee consents, member consents and registers are attached
- Ensure latest copy of trust deed (including amendments) are attached
- Use [Australian Business Register](#) to ensure details are correct
- Use [Super Fund Lookup](#) to check the eligibility to receive rollovers and contributions

Sloan Family Super Fund

Fund Summary Report

As at 30/06/2022

C - Other Documents

2022 Financial Year

Preparer Desiree Yutuc

Reviewer Steven Lee

Status Completed

Supporting Documents

- Investment Strategy_2021-22_Signed.pdf

Standard Checklist

- Attach copy of any SOAs issued during the Financial Year
- Attach copy of Investment Strategy
- Attach signed Engagement Letter
- Attach signed Trustee Representation Letter
- Attach Trustee Minutes prepared during the year

Sloan Family Super Fund

Projected Investment Strategy

Overview

The aim of this strategy is to provide the Members with an income on retirement.

Investment Objectives

The Trustee will at all times act prudently to maximise the rate of return, subject to acceptable risk parameters, and maintenance of appropriate diversification across a broad range of assets.

Having considered the risk profile of the fund and the member's needs and circumstances, the trustee has adopted the following objectives for the investment of assets of the fund;

- to achieve an investment return (based on market values and net of tax and charges) that exceeds the CPI by at least 3% per annum when measured over a rolling 5 year period.
- to have a probability of zero or negative returns in any 12 Month period of less than one in five years; and
- have sufficient liquidity to meet liabilities as and when they fall due.

Investment Strategy

The fund will invest in a portfolio of assets according to market conditions and within the ranges specified below:

Asset Allocation

The targeted asset allocation will be in the following ranges:

<u>Asset Class</u>	<u>Target Range</u>	<u>Benchmark</u>
Australian Shares	0 - 19 %	19 %
International Shares	0 - 0 %	0 %
Cash	0 - 16 %	16 %
Australian Fixed Interest	0 - 35 %	35 %
International Fixed Interest	0 - 0 %	0 %
Mortgages	0 - 0 %	0 %
Direct Property	0 - 0 %	0 %
Listed Property	0 - 0 %	0 %
Other	0 - 30 %	30 %

Quality companies and trusts as supported by research and fundamental analysis will be selected. Direct investments in property, artwork and lease equipment may form part of the strategy provided there is sufficient basis for the decision.

Insurance

The Trustees have considered and consulted Professional Advice where necessary to ensure that all fund members have the correct type and level of insurance. Insurance may be held within or outside the SMSF.

Review and Monitoring

The trustees will monitor and review the fund's investment activities on a regular basis and to communicate with the members should they feel that any change in strategy is necessary in order to achieve the fund's objective.

Sloan Family Super Fund

Projected Investment Strategy

Date: 1/17/22



.....
Michael Sloan



.....
Monica Therese Sloan

D - Pension Documentation

2022 Financial Year

Preparer Desiree Yutuc

Reviewer Steven Lee

Status Completed

Supporting Documents

- Pension Summary Report Report
- Transfer Balance Account Summary Report

Standard Checklist

- Attach Actuarial Certificate
- Attach documentation supporting any pensions commenced during the financial year
- Attach documentation supporting any pensions commuted during the financial year
- Ensure correct Transfer Balance Account Reports have been lodged with the ATO

Sloan Family Super Fund

Pension Summary

As at 30 June 2022

Member Name : Sloan, Michael

Member Age : 67* (Date of Birth : Provided)

Member Code	Pension Type	Pension Start Date	Tax Free	Min / PF	Minimum	Maximum	Gross Pension Payments	PAYG	Net Pension Payment	Amount to reach Minimum
SLOMIC00001P	Account Based Pension	20/08/2011 <i>End: 01/07/2021</i>	20.84%	2.50%	\$0.00	N/A	\$0.00	\$0.00	\$0.00	NIL

SLOMIC00002P	Account Based Pension	25/03/2016	100.00%	2.50%	\$16,970.00*	N/A	\$16,970.00	\$0.00	\$16,970.00	\$0.00
--------------	-----------------------	------------	---------	-------	--------------	-----	-------------	--------	-------------	--------

*COVID-19 50% reduction has been applied to the minimum pension amount.

					\$16,970.00	\$0.00	\$16,970.00	\$0.00	\$16,970.00	\$0.00
--	--	--	--	--	--------------------	---------------	--------------------	---------------	--------------------	---------------

Member Name : Sloan, Monica Therese

Member Age : 66* (Date of Birth : Provided)

Member Code	Pension Type	Pension Start Date	Tax Free	Min / PF	Minimum	Maximum	Gross Pension Payments	PAYG	Net Pension Payment	Amount to reach Minimum
SLOMON00001P	Account Based Pension	01/07/2014	3.17%	2.50%	\$990.00*	N/A	\$990.00	\$0.00	\$990.00	\$0.00

*COVID-19 50% reduction has been applied to the minimum pension amount.

SLOMON00003P	Account Based Pension	16/02/2016	100.00%	2.50%	\$1,610.00*	N/A	\$1,610.00	\$0.00	\$1,610.00	\$0.00
--------------	-----------------------	------------	---------	-------	-------------	-----	------------	--------	------------	--------

*COVID-19 50% reduction has been applied to the minimum pension amount.

SLOMON00004P	Account Based Pension	25/03/2016	100.00%	2.50%	\$15,490.00*	N/A	\$15,490.00	\$0.00	\$15,490.00	\$0.00
--------------	-----------------------	------------	---------	-------	--------------	-----	-------------	--------	-------------	--------

*COVID-19 50% reduction has been applied to the minimum pension amount.

Sloan Family Super Fund
Pension Summary

As at 30 June 2022

SLOMON 00006P	Account Based Pension	11/08/2016 <i>End: 01/07/2021</i>	0.00%	2.50%	\$0.00	N/A	\$0.00	\$0.00	\$0.00	NIL
------------------	-----------------------------	--	-------	-------	--------	-----	--------	--------	--------	-----

					\$18,090.00	\$0.00	\$18,090.00	\$0.00	\$18,090.00	\$0.00
--	--	--	--	--	--------------------	---------------	--------------------	---------------	--------------------	---------------

Total :

					\$35,060.00	\$0.00	\$35,060.00	\$0.00	\$35,060.00	\$0.00
--	--	--	--	--	--------------------	---------------	--------------------	---------------	--------------------	---------------

*Age as at 01/07/2021 or pension start date for new pensions.

Sloan Family Super Fund
Transfer Balance Account Summary

For The Period 01 July 2021 - 30 June 2022

Member	Pension Type	Date	Lodgment Date	Transaction Type	Event Type	Debit	Credit	Balance	Cap Limit	Remaining Cap
Michael Sloan	Below Cap	01/07/2021		Cap Indexation (48.00%) - Highest TBA (835882.60/ 1600000.00)	N/A				1,648,000.00	812,117.40
		01/07/2021		Opening Balance				835,882.60	1,648,000.00	812,117.40
		<hr/>								
Monica Therese Sloan	Below Cap	01/07/2021		Cap Indexation (58.00%) - Highest TBA (684897.83/ 1600000.00)	N/A				1,658,000.00	973,102.17
		01/07/2021		Opening Balance				684,897.83	1,658,000.00	973,102.17
		<hr/>								

E - Estate Planning

2022 Financial Year

Preparer Desiree Yutuc

Reviewer Steven Lee

Status Completed

Supporting Documents

No supporting documents

Standard Checklist

- Attach Death Benefit Nominations (if applicable)
- Attach Life Insurance Policies (if applicable)
- Attach Reversionary Pension documentation (if applicable)
- Attach SMSF Will (if applicable)
- Review current Estate planning to ensure it matches wishes of members