

FS/1

# **Payne & Hirst Manufacturing Pty Ltd Superannuation**

ABN 85 844 214 909

Trustees: Payne And Hirst Manufacturing Pty Ltd

**Financial Statement**  
**For the year ended 30 June 2020**

*Reviewed  
14/9/2020*

FS/2

**Payne & Hirst Manufacturing Pty Ltd Superannuation**  
**Statement of Financial Position**  
**as at 30 June 2020**

	Note	2020 \$	2019 \$
<b>Assets</b>			
Investments			
Collectibles	6A 19-36	12,968.00	12,139.00
Shares in Listed Companies	6B 37	138,806.44	151,973.17
Shares in Listed Companies - Foreign	6C	-	9.00
Shares in Unlisted Companies	6D 18	110,000.00	110,000.00
Other Assets			
Cash At Bank	FS/16	14,756.65	70,046.27
Foreign Cash At Bank		-	0.21
Unsettled Trades		-	126.05
Current Tax Assets	FS/35	1,231.71	1,612.36
<b>Total Assets</b>		<b>277,762.80</b>	<b>345,906.06</b>
<b>Liabilities</b>			
<b>Total Liabilities</b>		-	-
<b>Net Assets Available to Pay Benefits</b>		<b>277,762.80</b>	<b>345,906.06</b>
<i>Represented by:</i>			
<b>Liability for Accrued Benefits</b>			
Unallocated Member Entitlements	2		
Mr Anthony De Jesus		277,762.80	345,906.36
<b>Total Liability for Accrued Benefits</b>		<b>277,762.80</b>	<b>345,906.36</b>

The accompanying notes form part of these financial statements.  
This report should be read in conjunction with the accompanying compilation report.

15/3

**Payne & Hirst Manufacturing Pty Ltd Superannuation**  
**Operating Statement**  
For the period 1 July 2019 to 30 June 2020

	Note	2020 \$	2019 \$
<b>Income</b>			
Member Receipts			
Contributions			
Member			
Investment Gains		22.74	-
Forex Realised Gains			
Forex Unrealised Gains	8A	-	(932.51)
Investment Income	8B	-	(11.64)
Distributions			
Dividends	7A	92.18	285.00
Foreign Income	7B	4,434.34	11,802.59
Interest	7C	-	244.30
Rent	7D	594.04	1,108.75
Other Income	7E	156.00	3,589.24
		(0.30)	-
		<b>5,299.00</b>	<b>16,085.73</b>
<b>Expenses</b>			
Member Payments			
Lump Sums Paid			
Other Expenses		36,000.00	-
Accountancy Fee			
Auditor Fee		2,915.00	2,090.00
Bank Fees		385.00	385.00
Fund Administration Fee		0.36	35.30
General Expenses		173.00	-
SMSF Supervisory Levy		893.15	1,041.17
Valuation Fees		259.00	259.00
Investment Losses		-	289.35
Realised Capital Losses			
Decrease in Market Value	8C	21,698.23	(31,166.89)
	8D	11,021.17	52,846.45
		<b>73,344.91</b>	<b>25,779.38</b>
<b>Benefits Accrued as a Result of Operations before Income Tax</b>		<b>(68,045.91)</b>	<b>(9,693.65)</b>
<b>Income Tax</b>			
Income Tax Expense		97.65	1,939.20
		<b>97.65</b>	<b>1,939.20</b>
<b>Benefits Accrued as a Result of Operations</b>		<b>(68,143.56)</b>	<b>(11,632.85)</b>

The accompanying notes form part of these financial statements.  
This report should be read in conjunction with the accompanying compilation report.

FS/4

**Payne & Hirst Manufacturing Pty Ltd Superannuation**  
**Notes to the Financial Statements**  
**As at 30 June 2020**

**Note 1 - Statement of Significant Accounting Policies**

The following significant accounting policies have been adopted in the preparation and presentation of the financial statements. They have been consistently applied in the current and previous periods unless otherwise stated to ensure the financial information satisfies the concept of relevance and reliability.

**(a) Statement of Compliance**

The trustees have prepared the financial statements on the basis that the superannuation fund is a non-reporting entity because the members are able to command the preparation of tailored reports so as to satisfy specifically all of their information needs and there are no other users dependent on the financial statements. The financial statements are therefore special purpose financial statements that have been prepared in accordance with the legislative requirements of the *Superannuation Industry (Supervision) Act 1993* and *Regulations 1994* and the provisions of the Trust Deed. The trustees have determined that the accounting policies adopted are appropriate to meet their needs.

**(b) Basis of Preparation**

The financial statements have been prepared on a cash basis using historical costs convention unless stated otherwise. For investments and financial liabilities, they are measured at market values.

The financial statements are presented in Australian dollars, which is the functional currency of the fund.

**(c) Use of Accounting Estimates and Judgments**

The preparation of financial statements requires the trustees to make judgments, estimates and assumptions that affect the application of accounting policies and the reported amounts of assets and liabilities, income and expenses. The estimates and associated assumptions are based on historical experience and various other factors that are believed to be reasonable under the circumstance, the results of which form the basis of making the judgments. Actual results may differ from these estimates.

Estimates and underlying assumptions are reviewed on an ongoing basis. Revisions to accounting estimates are recognised in the period in which the estimate is revised and in any future period affected.

**(d) Cash and Cash Equivalents**

Cash and cash equivalents include cash on hand, deposits held at call with banks or financial institutions and short-term, highly liquid investments that are readily convertible to cash and are subject to an insignificant risk of change in value.

**(e) Foreign Currency**

Any foreign currency transactions during the financial year are brought to account using the exchange rate in effect at the date of the transaction. Foreign currency monetary items at reporting date are translated at the exchange rate existing at reporting date. Exchange differences are recognised in the operating statement in the period in which they arise.

**(f) Valuation of Assets**

*Investment*

An investment is initially recognised when as a result of past transactions or events, the Fund controls the future economic benefits expected to flow from the asset.

The investment assets are firstly recorded at cost, being the fair value of the consideration given. After initial recognition, they are measured at market value. Gains or losses arising from changes in market value are recognised on the Operating Statement in the periods in which they occur.

Market value as defined in s10 of *SISA 1993*, in relation to an asset, means the amount that a willing buyer of the asset could reasonably be expected to pay to acquire the asset from a willing seller if the following assumptions were made:

- i. that the buyer and the seller dealt with each other at arm's length in relation to the sale;
  - ii. that the sale occurred after proper marketing of the asset;
  - iii. that the buyer and the seller acted knowledgeably and prudentially in relation to the sale.
- As disposal costs are generally immaterial unless otherwise stated, market value approximates fair value.

BS/S

**Payne & Hirst Manufacturing Pty Ltd Superannuation**  
**Notes to the Financial Statements**  
**As at 30 June 2020**

Market values for various types of investment have been determined as follows:

- i. listed securities, government and other fixed interest securities for which there is a readily available market quotation, the valuation is recorded as the last quoted sale price as at the close of business on reporting date. If the listed securities are foreign, they are also converted to Australian dollars using the exchange rate at the close of business on the reporting date;
- ii. unit trusts and managed funds are stated by reference to the unit redemption price quoted by the fund manager at the end of the reporting period;
- iii. unlisted investments are stated at the Trustees' valuation based on estimated market value at balance date; or where necessary, upon external valuers' expert opinions;
- iv. Investment properties are carried at market value and are held for the purpose of generating long-term rental yields and capital appreciation. The Trustees give consideration to the value of the investment property each financial year and revalue when a significant event occurs or when deemed appropriate. Where an external valuation has been obtained, the valuation is based on objective and supportable data and has been carried out by a property valuation service provider or qualified independent valuer as appropriate.

*Financial Liabilities*

The Fund initially recognises a financial liability on the date it becomes a party to the contractual provisions of the instrument.

Financial liabilities including credit balances of hedging instruments and derivatives are measured at market values as at the reporting date. Any change in market values of the financial liabilities since the beginning of the reporting period shall be included in the profit or loss for the reporting period. As disposal costs are generally immaterial, unless otherwise stated, market value approximates fair value.

*Receivables and Payables*

Current assets such as accounts receivable, which are expected to be recovered within twelve months after the reporting period, are carried at nominal amounts which approximate the fair values.

Accounts payable are recognised when the Fund becomes obliged to make future payments resulting from the goods and services received, whether or not billed to the Fund and are carried at nominal amounts which are equivalent to fair values.

**(g) Revenue Recognition**

Revenue is recognised to the extent that it is probable that the economic benefits will flow to the Fund and the revenue can be reliably measured. Revenue is measured at the fair value of consideration received or receivable. The following recognition criteria relate to the specific items of revenue the Fund receives:

*Interest*

The interest revenue is recognised by the Fund on a cash receipt basis, unless the Fund chooses the accrual method and the amount can be reliably measured by reference to the principal outstanding and using the effective interest rate of the instrument calculated at the acquisition or origination date.

*Dividend Revenue*

The entitlement to a dividend is based on the date the shares are quoted ex-dividend; the actual dividend revenue is recognised by the Fund when it is received.

*Distribution Revenue*

Distributions from unit trusts and managed funds are recognised as at the date the unit value is quoted ex-distributions and if not received at the end of the reporting period, are reflected in the statement of financial position as a receivable at market value.

*Rental Income*

Rent from investment properties is recognised by the Fund on a cash receipt basis.

*Movement in market values*

Changes in the market value of investments are determined as the difference between the market value at balance date or consideration received (if sold during the year) and the market value as at the prior year end or cost (if the investment was acquired during the period). All movements are recognised in the Operating Statement.

*Contributions and Rollovers In*

Contributions and rollovers in are recognised when the control and the benefits from the revenue have been attained and are recorded by the Fund, gross of any taxes, in the period to which they relate.

The financial report was authorised for issue on 11 September 2020 by the directors of the trustee company.

**Payne & Hirst Manufacturing Pty Ltd Superannuation**  
**Notes to the Financial Statements**  
**As at 30 June 2020**

FS/6

**Note 2 – Liability for Accrued Benefits**

The liability for accrued benefits represents the fund's present obligation to pay benefits to members and beneficiaries and has been calculated as the difference between the carrying amount of the assets and the carrying amount of the other payables and income tax liabilities as at the end of the reporting period. Changes in the Liability for Accrued Benefits are as follows:

	Current	Previous
<b>Liability for Accrued Benefits at beginning of period</b>	345,906.36	357,538.91
Benefits Accrued during the period	(32,143.56)	(11,632.85)
Benefits Paid during the period	(36,000.00)	0.00
<b>Liability for Accrued Benefits at end of period</b>	<b>277,762.80</b>	<b>345,906.36</b>

Any amount in the Unallocated Contributions account represent amounts that have been received by the fund from either the members of the fund or a third party but have not been allocated to any specific member as at the reporting date. It is the intention of the trustee to allocate any such amounts recorded as unallocated contributions within 28 days following the end of the month to specific fund member, which will increase the liability for members accrued benefits.

**Note 3 – Vested Benefits**

Vested benefits are benefits which are not conditional upon continued membership of the fund (or any factor other than resignation from the plan) and include benefits which members were entitled to receive had they terminated their fund membership as at the reporting period.

	Current	Previous
<b>Vested Benefits at beginning of period</b>	345,906.36	357,538.91
Benefits Accrued during the period	(32,143.56)	(11,632.85)
Benefits Paid during the period	(36,000.00)	0.00
<b>Vested Benefits at end of period</b>	<b>277,762.80</b>	<b>345,906.36</b>

**Note 4 – Guaranteed Benefits**

No guarantees have been made in respect of any part of the liability for accrued benefits.

**Note 5 – Funding Arrangements**

No fixed funding arrangements were in place for the Fund as at year end.

**Note 6A – Collectibles**

	Current	Previous
At market value:		
Corneille - Untitled 1992	947.00	887.00
Etching - Joan Miro - Revenants, Proof Edition	7,285.00	6,819.00
Henry Moore - Reclining Figure	3,643.00	3,410.00
Salvador Dali - Discovery of America	1,093.00	1,023.00
	<b>12,968.00</b>	<b>12,139.00</b>

**Payne & Hirst Manufacturing Pty Ltd Superannuation**  
**Notes to the Financial Statements**  
**As at 30 June 2020**

18/7

**Note 6B – Shares in Listed Companies**

	Current	Previous
At market value:		
4DS Memory Limited	4,860.50	1,978.54
99 Technology Limited - Chess Depositary Interests 1:1	5,286.75	0.00
99 Wuxian Limited - Chess Depositary Interests 1:1	0.00	7,295.72
Alita Resources Limited	296.18	505.68
Auscann Group Holdings Ltd	3,119.72	4,513.46
Bannerman Resources Limited	617.72	751.28
Bellevue Gold Limited	10,568.20	0.00
Boss Resources Limited	735.27	610.41
Brainchip Holdings Ltd	10,125.00	7,200.00
Class Limited	3,123.90	3,498.30
Clean Seas Seafood Limited	888.56	1,448.90
Creso Pharma Limited	1,696.82	9,810.15
Deep Yellow Limited	448.74	700.48
Ecargo Holdings Limited - Chess Depositary Interest 1:1	166.00	448.20
Fintech Chain Limited - Chess Depositary Interests 1:1	4,812.58	7,120.66
G8 Education Limited	12,054.58	7,241.70
Galaxy Resources Limited	627.75	992.25
loof Holdings Limited	19,015.80	29,246.69
Millennium Minerals Limited	0.00	8,400.15
MMJ Group Holdings Limited	3,817.44	1,018.71
Myer Holdings Limited	0.00	3,792.66
Northern Minerals Limited	1,605.85	2,730.98
Pantoro Limited	8,762.22	2,000.00
SRG Global Limited	6,477.87	15,269.26
Superloop Limited	10,765.26	0.00
Talga Resources Ltd	7,004.08	3,652.54
Telstra Corporation Limited.	0.00	12,320.00
The Food Revolution Group Limited	528.48	762.22
West African Resources Limited	14,319.76	0.00
Woodside Petroleum Limited	4,589.80	7,708.32
Woolworths Limited - Ordinary Fully Paid	0.00	10,400.99
Zelda Therapeutics Limited	2,491.61	554.92
	<b>138,806.44</b>	<b>151,973.17</b>

**Note 6C – Shares in Listed Companies - Foreign**

	Current	Previous
At market value:		
Infrax Inc Com	0.00	9.00
	<b>0.00</b>	<b>9.00</b>

**Note 6D – Shares in Unlisted Companies**

	Current	Previous
At market value:		
Vending Machines International Singapore Holdings PTE LTD	110,000.00	110,000.00
	<b>110,000.00</b>	<b>110,000.00</b>

**Note 7A – Distributions**

	Current	Previous
Sydney Airport - Fully Paid Stapled Securities	0.00	285.00
Einvest Income Generator Fund (Managed Fund) - Trading Managed Units Fully Paid	92.18	0.00
	<b>92.18</b>	<b>285.00</b>

**Payne & Hirst Manufacturing Pty Ltd Superannuation**  
**Notes to the Financial Statements**  
**As at 30 June 2020**

15/8

**Note 7B – Dividends**

	Current	Previous
Alumina Limited	649.79	1,833.83
BHP Group Limited	0.00	1,099.65
Class Limited	161.38	0.00
Csl Limited	0.00	205.95
Fortescue Metals Group Ltd	0.00	1,320.00
G8 Education Limited	162.19	678.58
loof Holdings Limited	1,992.61	1,973.27
Jb Hi-Fi Limited	0.00	310.83
National Australia Bank Limited	0.00	975.86
Plato Income Maximiser Limited.	103.60	0.00
SRG Global Limited	220.34	440.67
Telstra Corporation Limited.	731.42	868.57
Westpac Banking Corporation	0.00	1,020.58
Woodside Petroleum Limited	413.01	605.30
Woolworths Limited - Ordinary Fully Paid	0.00	469.50
	<b>4,434.34</b>	<b>11,802.59</b>

**Note 7C – Foreign Income**

	Current	Previous
CSI Compressco LP - Units	0.00	22.32
Starbucks Corp	0.00	221.98
	<b>0.00</b>	<b>244.30</b>

**Note 7D – Interest**

	Current	Previous
Adelaide Cash Management QT02	0.00	12.62
High Interest Account	592.97	802.86
NAB Bus Cash Maximiser	0.00	11.81
NAB Trade Account	1.07	279.89
Super Transaction Account	0.00	1.57
	<b>594.04</b>	<b>1,108.75</b>

**Note 7E – Rent**

	Current	Previous
Etching - Joan Miro - Revenants, Proof Edition	156.00	89.24
Water Kiosk 01420	0.00	1,750.00
Water Kiosk 01421	0.00	1,750.00
	<b>156.00</b>	<b>3,589.24</b>

**Note 8A – Forex Realised Gains**

	Current	Previous
<b>Foreign Cash At Bank</b>		
Commsec Brokerage Account	0.00	(932.51)
	<b>0.00</b>	<b>(932.51)</b>

**Note 8B – Forex Unrealised Gains**

	Current	Previous
<b>Foreign Cash At Bank</b>		
Commsec Brokerage Account	0.00	(11.64)
	<b>0.00</b>	<b>(11.64)</b>



**Payne & Hirst Manufacturing Pty Ltd Superannuation**  
**Notes to the Financial Statements**  
**As at 30 June 2020**

15/9

**Note 8C – Realised Capital Losses**

	Current	Previous
<b>Shares in Listed Companies</b>		
Alumina Limited	(517.46)	(288.10)
BHP Group Limited	0.00	(3,127.80)
Csl Limited	0.00	(8,729.85)
Fortescue Metals Group Ltd	0.00	(8,110.32)
G8 Education Limited	14,514.18	(2,164.10)
Horizon Oil Limited	1,193.08	0.00
loof Holdings Limited	(7,435.50)	3,142.19
Jb Hi-Fi Limited	0.00	(4,483.05)
Millennium Minerals Limited	8,632.84	0.00
Myer Holdings Limited	(263.37)	0.00
National Australia Bank Limited	0.00	(565.05)
Plato Income Maximiser Limited.	(1,455.99)	0.00
Superloop Limited	0.00	(1,610.10)
Tawana Resources NL	0.00	106.69
Telstra Corporation Limited.	(88.10)	0.00
Westpac Banking Corporation	0.00	(147.75)
Woolworths Limited - Ordinary Fully Paid	(1,663.14)	0.00
<b>Shares in Listed Companies - Foreign</b>		
Activision Blizzard Inc	0.00	(1,010.57)
American Airlines Group Inc	0.00	(1,409.01)
Appian Corporation	0.00	(7,031.86)
Approach Resources Inc	0.00	4,987.54
BlackBerry Ltd	0.00	4,520.78
CSI Compressco LP - Units	0.00	(533.89)
Gazprom Pjsc	0.00	663.44
Infrax Inc Com	3,163.84	0.00
JD.com Shs Sponsored American Deposit Receipt Lev III Repr 2 Shs - A-	0.00	6,997.91
MF Global Holdings Ltd	5,858.35	0.00
Okta Inc	0.00	(15,882.18)
Starbucks Corp	0.00	(3,396.06)
Stitch Fix Inc	0.00	8,269.43
Telefon Ericsson Shs -B- Sponsored American Deposit Shares Repr 1 Sh -B-	0.00	(550.08)
<b>Stapled Securities</b>		
Sydney Airport - Fully Paid Stapled Securities	0.00	(815.10)
<b>Units In Listed Unit Trusts</b>		
Einvest Income Generator Fund (Managed Fund) - Trading Managed Units Fully Paid	(240.50)	0.00
	<b>21,698.23</b>	<b>(31,166.89)</b>

**Payne & Hirst Manufacturing Pty Ltd Superannuation**  
**Notes to the Financial Statements**  
**As at 30 June 2020**

15/10

**Note 8D – Decrease in Market Value**

	Current	Previous
<b>Collectibles</b>		
Corneille - Untitled 1992	(60.00)	5,063.00
Etching - Joan Miro - Revenants, Proof Edition	(466.00)	14,581.00
Henry Moore - Reclining Figure	(233.00)	7,090.00
Salvador Dali - Discovery of America	(70.00)	2,227.00
<b>Shares in Listed Companies</b>		
4DS Memory Limited	779.45	(471.58)
99 Technology Limited - Chess Depositary Interests 1:1	6,738.09	0.00
99 Wuxian Limited - Chess Depositary Interests 1:1	(4,729.12)	4,144.17
Alita Resources Limited	209.50	469.56
Alumina Limited	0.00	1,046.05
Auscann Group Holdings Ltd	3,673.15	486.50
Bannerman Resources Limited	133.56	248.68
Bellevue Gold Limited	(5,767.65)	0.00
BHP Group Limited	0.00	1,857.75
Boss Resources Limited	(124.86)	431.14
Brainchip Holdings Ltd	(1,425.00)	(526.97)
Class Limited	374.40	401.05
Clean Seas Seafood Limited	560.34	535.03
Creso Pharma Limited	13,042.94	(1,810.58)
Csl Limited	0.00	8,328.16
Deep Yellow Limited	251.74	299.52
Ecargo Holdings Limited - Chess Depositary Interest 1:1	282.20	962.80
Fintech Chain Limited - Chess Depositary Interests 1:1	2,308.08	(3,406.61)
Fortescue Metals Group Ltd	0.00	(228.95)
G8 Education Limited	(1,010.45)	(1,478.90)
Galaxy Resources Limited	364.50	1,234.00
Ioof Holdings Limited	(2,381.86)	(48.10)
Jb Hi-Fi Limited	0.00	3,140.76
Millennium Minerals Limited	(232.69)	387.74
MMJ Group Holdings Limited	3,188.19	181.27
Myer Holdings Limited	(278.40)	278.40
National Australia Bank Limited	0.00	1,473.10
Northern Minerals Limited	2,251.18	197.01
Pantoro Limited	(2,480.24)	114.95
SRG Global Limited	8,791.39	(429.49)
Superloop Limited	(1,784.31)	0.00
Talga Resources Ltd	(1,351.54)	(22.71)
Telstra Corporation Limited.	2,348.05	(3,936.00)
The Food Revolution Group Limited	233.74	675.55
West African Resources Limited	(8,320.13)	0.00
Westpac Banking Corporation	0.00	1,098.70
Woodside Petroleum Limited	3,118.52	(190.80)
Woolworths Limited - Ordinary Fully Paid	1,376.35	(848.23)
Zelda Therapeutics Limited	724.24	445.01
<b>Shares in Listed Companies - Foreign</b>		
Activision Blizzard Inc	0.00	2,045.90
Appian Corporation	0.00	5,109.55
Approach Resources Inc	0.00	(4,675.37)
Gazprom Pjsc	0.00	(863.53)
Infrax Inc Com	(3,154.84)	23.47
JD.com Shs Sponsored American Deposit Receipt Lev III Repr 2 Shs - A-	0.00	(2,469.41)
MF Global Holdings Ltd	(5,858.35)	0.00
Okta Inc	0.00	11,031.21
Starbucks Corp	0.00	(2,249.40)
<b>Stapled Securities</b>		

**Payne & Hirst Manufacturing Pty Ltd Superannuation**  
**Notes to the Financial Statements**  
**As at 30 June 2020**

FS/11

Sydney Airport - Fully Paid Stapled Securities

0.00

895.05

**11,021.17**

**52,846.45**

# Payne & Hirst Manufacturing Pty Ltd Superannuation

## Members Summary Report - For the period 1/07/2019 to 30/06/2020

Member's Detail		Opening Balance	Increases			Decreases				Closing Balance			
			Contrib	Tran In	Profit	Ins Proc	Tax	Exp	Ins Prem	Tran Out	Ben Paid		
Mr Anthony De Jesus 23 Taragala Street Cowra NSW 2794		Accumulation	345,906.36	22.74	0.00	(32,068.65)	0.00	(97.65)	0.00	0.00	(36,000.00)	277,762.80	
		Accumulation	345,906.36	22.74	0.00	(32,068.65)	0.00	(97.65)	0.00	0.00	0.00	(36,000.00)	277,762.80
		Accumulation	345,906.36	22.74	0.00	(32,068.65)	0.00	(97.65)	0.00	0.00	0.00	(36,000.00)	277,762.80

FS/12

Payne & Hirst Manufacturing Pty Ltd Superannuation  
(ABN: 85 844 214 909)

15/13

Consolidated Member Benefit Totals

Period	Member Account Details
1 July 2019 - 30 June 2020	Residential Address: 23 Taragala Street Cowra, NSW 2794
Member Number: DEJESA0	Date of Birth: 29 June 1958
Mr Anthony De Jesus	Date Joined Fund: 28 June 1995
	Eligible Service Date: 1 August 1985
	Tax File Number Held: Yes

*Note: this report provides a consolidated view of the Member's interests in the SMSF  
Refer to the Member Benefit Statements produced for each member account for further details*

Your Accounts	Your Tax Components
Withdrawal Benefit as at 1 Jul 2019	Tax Free 125,448.28
Accumulation 345,906.36	Taxable - Taxed 152,314.52
Total as at 1 Jul 2019 <b>345,906.36</b>	Taxable - Untaxed -
Withdrawal Benefit as at 30 Jun 2020	<b>Your Preservation Components</b>
Accumulation 277,762.80	Preserved 262,752.04
Total as at 30 Jun 2020 <b>277,762.80</b>	Restricted Non Preserved -
	Unrestricted Non Preserved 15,010.76
	<b>Your Insurance Benefits</b>
	No insurance details have been recorded
	<b>Your Beneficiaries</b>
	No beneficiary details have been recorded

For Enquiries:  
phone 0263423524 | email mark@balance.accountants  
mail Balance Accountants & Advisers, PO Box 727, Cowra NSW 2794

Payne & Hirst Manufacturing Pty Ltd Superannuation  
(ABN: 85 844 214 909)

FS/14

Member Benefit Statement

Period	Member Account Details
1 July 2019 - 30 June 2020	Residential Address: 23 Taragala Street Cowra, NSW 2794
Member Number: DEJESA0	Date of Birth: 29 June 1958
Mr Anthony De Jesus	Date Joined Fund: 28 June 1995
Accumulation Account	Eligible Service Date: 1 August 1985
Accumulation	Tax File Number Held: Yes
	Account Start Date: 28 June 1995

Your Account Summary	Your Tax Components
Withdrawal Benefit as at 1 Jul 2019 345,906.36	Tax Free 45.1638 % 125,448.28
<u>Increases to your account:</u>	Taxable - Taxed 152,314.52
Member Contributions 22.74	Taxable - Untaxed -
<u>Total Increases</u> 22.74	<b>Your Preservation Components</b>
<u>Decreases to your account:</u>	Preserved 262,752.04
Lump Sum Cash Payments 36,000.00	Restricted Non Preserved -
Share Of Net Fund Income 32,068.65	Unrestricted Non Preserved 15,010.76
Tax on Net Fund Income 97.65	<b>Your Insurance Benefits</b>
<u>Total Decreases</u> 68,166.30	No insurance details have been recorded
Withdrawal Benefit as at 30 Jun 2020 277,762.80	<b>Your Beneficiaries</b>
	No beneficiary details have been recorded

P3/15

### **Trustee**

The Trustee of the Fund is as follows:

Payne And Hirst Manufacturing Pty Ltd

The directors of the Trustee company are:

Anthony De Jesus

### **Availability of Other Fund Information**

Additional information regarding your membership is available on request. What your Fund can do is governed by the provisions of its Trust Deed, which is available for inspection. If you require further information or clarification of any aspect of your membership of the Fund, please contact your Fund's Administrator or Trustee.

### **Trustee Disclaimer**

This statement has been prepared by the Trustee for the member whose name appears at the top of this statement. While every effort has been made by the Trustee to ensure the accuracy and completeness of this statement, the Trustee does not accept any liability for any errors, omissions or misprints.

Signed on behalf of the Trustee of the Fund

.....  
Anthony De Jesus

Director - Payne And Hirst Manufacturing Pty Ltd

Statement Date: 30 June 2020

#### **For Enquiries:**

phone 0263423524 | email [mark@balance.accountants](mailto:mark@balance.accountants)  
mail Balance Accountants & Advisers, PO Box 727, Cowra NSW 2794

# Payne & Hirst Manufacturing Pty Ltd Superannuation

Investment Summary as at 30 June 2020

Investment	Units	Average Cost Price	Market Price	Accounting Cost	Market Value	Unrealised Accounting Gain/(Loss)	Accounting Gain/(Loss) (%)	Portfolio Weight (%)
<b><u>Bank</u></b>								
High Interest Account				14,752.72	14,752.72			5.33%
NAB Trade Account				2.94	2.94			- %
Super Transaction Account				0.99	0.99			- %
				14,756.65	14,756.65			5.34%
<b><u>Collectibles Market</u></b>								
Cornelle - Untitled 1992	34	5,950.0000	947.0000	5,950.00	947.00	(5,003.00)	(84.08)%	0.34%
Etching - Joan Miro - Revenants, Proof Edition	21	21,400.0000	7,285.0000	21,400.00	7,285.00	(14,115.00)	(65.96)%	2.63%
Henry Moore - Reclining Figure	26	10,500.0000	3,643.0000	10,500.00	3,643.00	(6,857.00)	(65.30)%	1.32%
Salvador Dali - Discovery of America	31	3,250.0000	1,093.0000	3,250.00	1,093.00	(2,157.00)	(66.37)%	0.40%
				41,100.00	12,968.00	(28,132.00)	(68.45)%	4.68%

FS/16



# Payne & Hirst Manufacturing Pty Ltd Superannuation

Investment Summary as at 30 June 2020

Investment	Units	Average Cost Price	Market Price	Accounting Cost	Market Value	Unrealised Accounting Gain/(Loss)	Accounting Gain/(Loss) (%)	Portfolio Weight (%)
<b>Listed Securities Market</b>								
4DS Memory Limited (ASX:4DS)	105,663.00000	0.0489	0.0480	5,168.37	4,860.50	(307.87)	(5.96)%	1.76%
Allia Resources Limited (ASX:A40)	3,612.00000	0.2700	0.0820	975.24	296.18	(679.06)	(69.63)%	0.11%
Auscann Group Holdings Ltd (ASX:AC8)	23,109.00000	0.3150	0.1350	7,279.37	3,119.72	(4,159.65)	(57.14)%	1.13%
Bellevue Gold Limited (ASX:BGL)	9,970.00000	0.4815	1.0600	4,800.55	10,568.20	5,767.65	120.15%	3.82%
Bannerman Resources Limited (ASX:BMN)	16,695.00000	0.0599	0.0370	999.96	617.72	(382.24)	(38.23)%	0.22%
Boss Resources Limited (ASX:BOE)	13,873.00000	0.0751	0.0530	1,041.55	735.27	(306.28)	(29.41)%	0.27%
Brainchip Holdings Ltd (ASX:BRN)	125,000.00000	0.0654	0.0810	8,173.03	10,125.00	1,951.97	23.88%	3.66%
Class Limited (ASX:CL1)	2,340.00000	1.6664	1.3350	3,899.35	3,123.90	(775.45)	(19.89)%	1.13%
Cresco Pharma Limited (ASX:CPH)	54,736.00000	0.2362	0.0310	12,929.18	1,696.82	(11,232.36)	(86.88)%	0.61%
Clean Seas Seafood Limited (ASX:CSS)	1,601.00000	1.2392	0.5550	1,983.93	888.56	(1,095.37)	(55.21)%	0.32%
Deep Yellow Limited (ASX:DYL)	2,189.00000	0.4568	0.2050	1,000.00	448.74	(551.26)	(55.13)%	0.16%
Ecaro Holdings Limited - Chess Depository Interest 1:1 (ASX:ECG)	8,300.00000	0.2418	0.0200	2,006.95	166.00	(1,840.95)	(91.73)%	0.06%
The Food Revolution Group Limited (ASX:FOD)	10,163.00000	0.1415	0.0520	1,437.77	528.48	(909.29)	(63.24)%	0.19%
Fintech Chain Limited - Chess Depository Interests 1:1 (ASX:FTC)	49,108.00000	0.1029	0.0980	5,053.95	4,812.58	(241.37)	(4.78)%	1.74%
G8 Education Limited (ASX:GEM)	13,621.00000	0.7930	0.8850	10,801.18	12,054.58	1,253.40	11.60%	4.36%
Galaxy Resources Limited (ASX:GXY)	810.00000	2.7485	0.7750	2,226.25	627.75	(1,598.50)	(71.80)%	0.23%
loof Holdings Limited (ASX:IFL)	3,865.00000	4.4827	4.9200	17,325.79	19,015.80	1,690.01	9.75%	6.88%
MMJ Group Holdings Limited (ASX:MMJ)	39,765.00000	0.1807	0.0960	7,186.90	3,817.44	(3,369.46)	(46.88)%	1.38%
99 Technology Limited - Chess Depository Interests 1:1 (ASX:NNT)	105,735.00000	0.1137	0.0500	12,024.84	5,286.75	(6,738.09)	(56.03)%	1.91%
Northern Minerals Limited (ASX:NTU)	89,214.00000	0.0454	0.0180	4,054.04	1,605.85	(2,448.19)	(60.39)%	0.58%
Pantoro Limited (ASX:PNR)	33,065.00000	0.1935	0.2650	6,396.93	8,762.22	2,365.29	36.98%	3.17%
Superloop Limited (ASX:SLC)	10,874.00000	0.8259	0.9900	8,980.95	10,765.26	1,784.31	19.87%	3.89%
SRG Global Limited (ASX:SRG)	30,847.00000	0.4811	0.2100	14,839.77	6,477.87	(8,361.90)	(56.35)%	2.34%
Talga Resources Ltd (ASX:TLG)	12,076.00000	0.4662	0.5800	5,629.83	7,004.08	1,374.25	24.41%	2.53%
West African Resources Limited (ASX:WAF)	15,736.00000	0.3813	0.9100	5,999.63	14,319.76	8,320.13	138.68%	5.18%
Woodside Petroleum Limited (ASX:WPL)	212.00000	38.1264	21.6500	8,082.80	4,589.80	(3,493.00)	(43.22)%	1.66%
Zelda Therapeutics Limited (ASX:ZLD)	46,141.00000	0.0793	0.0540	3,660.86	2,491.61	(1,169.25)	(31.94)%	0.90%

15/17

# Payne & Hirst Manufacturing Pty Ltd Superannuation

## Investment Summary as at 30 June 2020

Investment	Units	Average Cost Price	Market Price	Accounting Cost	Market Value	Unrealised Accounting Gain/(Loss)	Accounting Gain/(Loss) (%)	Portfolio Weight (%)
<b>Unlisted Market</b>				163,958.97	138,806.44	(25,152.53)	(15.34)%	50.20%
Vending Machines International Singapore Holdings PTE LTD	610,625.00000	0.1801	0.1801	110,000.00	110,000.00	0.00	0.00%	39.78%
				110,000.00	110,000.00	0.00	0.00%	39.78%
				329,815.62	276,531.09	(53,284.53)	(16.16)%	100.00%

The accounting cost is the original cost base adjusted by any subsequent capital call/improvement or capital return transactions. In many cases, it is not the same as the adjusted or reduced cost base, or the reset cost base resulting from the CGT relief. To view the tax cost base and unrealised gain/(loss) for tax purposes refer to the Unrealised Capital Gains Report or change the report parameter to tax cost base.

JS/18

**Payne & Hirst Manufacturing Pty Ltd Superannuation**  
**Investment Performance**  
**For the period from 1 July 2019 to 30 June 2020**

Investment	Opening Value	Acquisitions	Disposals	Closing Value	Change in Value	Income	Total Return Value	Total Return
<u>Bank</u>								
Adelaide Cash Management QT02	0.14	0.00	0.14	0.00	0.00	0.00	0.00	0.00%
High Interest Account	70,043.75	107,809.97	163,101.00	14,752.72	0.00	592.97	592.97	1.41%
NAB Bus Cash Maximiser	0.01	0.00	0.01	0.00	0.00	0.00	0.00	0.00%
NAB Trade Account	0.38	269,396.47	269,393.91	2.94	0.00	1.07	1.07	95.11%
Super Transaction Account	1.99	0.00	1.00	0.99	0.00	0.00	0.00	0.00%
	<b>70,046.27</b>	<b>377,206.44</b>	<b>432,496.06</b>	<b>14,756.65</b>	<b>0.00</b>	<b>594.04</b>	<b>594.04</b>	<b>1.41%</b>
<u>Bank - Foreign</u>								
Commsec Brokerage Account	0.21	0.00	0.21	0.00	0.00	0.00	0.00	0.00%
	<b>0.21</b>	<b>0.00</b>	<b>0.21</b>	<b>0.00</b>	<b>0.00</b>	<b>0.00</b>	<b>0.00</b>	<b>0.00%</b>

FS/19

FS/20

**Payne & Hirst Manufacturing Pty Ltd Superannuation**  
Investment Performance  
For the period from 1 July 2019 to 30 June 2020

Investment	Opening Value	Acquisitions	Disposals	Closing Value	Change in Value	Income	Total Return Value	Total Return
<u>Collectibles Market</u>								
Etching - Joan Miro - Revenants, Proof Edition	6,819.00	0.00	0.00	7,285.00	466.00	156.00	622.00	9.23%
Henry Moore - Reclining Figure	3,410.00	0.00	0.00	3,643.00	233.00	0.00	233.00	6.83%
Salvador Dali - Discovery of America	1,023.00	0.00	0.00	1,093.00	70.00	0.00	70.00	6.84%
Cornelia - Untitled 1992	867.00	0.00	0.00	947.00	80.00	0.00	80.00	6.76%
	12,139.00	0.00	0.00	12,968.00	829.00	156.00	985.00	8.17%
<u>Foreign Investment Assets</u>								
Infrax Inc Com	9.00	0.00	0.00	0.00	(9.00)	0.00	(9.00)	(100.00)%
	9.00	0.00	0.00	0.00	(9.00)	0.00	(9.00)	(100.00)%

**Payne & Hirst Manufacturing Pty Ltd Superannuation**  
**Investment Performance**  
**For the period from 1 July 2019 to 30 June 2020**

Investment	Opening Value	Acquisitions	Disposals	Closing Value	Change in Value	Income	Total Return Value	Total Return
<u>Listed Securities Market</u>								
4DS Memory Limited (ASX:4DS)	1,978.54	3,861.41	0.00	4,860.50	(779.45)	0.00	(779.45)	(20.46%)
Allia Resources Limited (ASX:A40)	505.68	0.00	0.00	296.18	(209.50)	0.00	(209.50)	(41.43%)
Auscann Group Holdings Ltd (ASX:AC8)	4,513.46	2,279.41	0.00	3,119.72	(3,673.15)	0.00	(3,673.15)	(64.98%)
Alumina Limited (ASX:AWC)	0.00	14,999.00	15,516.46	0.00	517.46	649.79	1,167.25	7.78%
Bellevue Gold Limited (ASX:BGL)	0.00	4,800.55	0.00	10,568.20	5,767.65	0.00	5,767.65	120.15%
Bannerman Resources Limited (ASX:BMN)	751.28	0.00	0.00	617.72	(133.56)	0.00	(133.56)	(17.78%)
Boss Resources Limited (ASX:BOE)	610.41	0.00	0.00	735.27	124.86	0.00	124.86	20.46%
Brainchip Holdings Ltd (ASX:BRN)	7,200.00	1,500.00	0.00	10,125.00	1,425.00	0.00	1,425.00	17.92%
Class Limited (ASX:CL1)	3,498.30	0.00	0.00	3,123.90	(374.40)	161.38	(213.02)	(6.23%)
Creso Pharma Limited (ASX:CPH)	9,810.15	4,929.61	0.00	1,696.82	(13,042.94)	0.00	(13,042.94)	(88.49)**
Clean Seas Seafood Limited (ASX:CSS)	1,448.90	0.00	0.00	888.56	(560.34)	0.00	(560.34)	(38.67%)

15/21

**Payne & Hirst Manufacturing Pty Ltd Superannuation**  
Investment Performance  
For the period from 1 July 2019 to 30 June 2020

Investment	Opening Value	Acquisitions	Disposals	Closing Value	Change in Value	Income	Total Return Value	Total Return
<u>Listed Securities Market</u>								
Deep Yellow Limited (ASX:DYL)	700.48	0.00	0.00	448.74	(251.74)	0.00	(251.74)	(35.94%)
Ecargo Holdings Limited - Chess Depository Interest 1:1 (ASX:ECG)	448.20	0.00	0.00	166.00	(282.20)	0.00	(282.20)	(62.96%)
Einvest Income Generator Fund (Managed Fund) - Trading Managed Units Fully Paid (ASX:EIGA)	0.00	7,499.20	7,739.70	0.00	240.50	92.18	332.68	4.46%
The Food Revolution Group Limited (ASX:FOD)	762.22	0.00	0.00	528.48	(233.74)	0.00	(233.74)	(30.67%)
Fintech Chain Limited - Chess Depository Interests 1:1 (ASX:FTC)	7,120.66	0.00	0.00	4,812.58	(2,308.08)	0.00	(2,308.08)	(32.41%)
G8 Education Limited (ASX:GEM)	7,241.70	30,326.49	12,009.88	12,054.58	(13,503.73)	162.19	(13,341.54)	(81.76%)
Galaxy Resources Limited (ASX:GXY)	992.25	0.00	0.00	627.75	(364.50)	0.00	(364.50)	(36.73%)
Horizon Oil Limited (ASX:HZN)	0.00	4,999.99	3,806.91	0.00	(1,193.08)	0.00	(1,193.08)	(23.86%)
loof Holdings Limited (ASX:IFL)	29,246.69	7,013.70	27,061.95	19,015.80	9,817.36	1,992.61	11,809.97	64.80%
MMJ Group Holdings Limited (ASX:MMJ)	1,018.71	5,986.92	0.00	3,817.44	(3,188.19)	0.00	(3,188.19)	(79.46%)
Millennium Minerals Limited (ASX:MOY)	8,400.15	0.00	0.00	0.00	(8,400.15)	0.00	(8,400.15)	(100.00%)

PS/22

**Payne & Hirst Manufacturing Pty Ltd Superannuation**  
**Investment Performance**  
**For the period from 1 July 2019 to 30 June 2020**

Investment	Opening Value	Acquisitions	Disposals	Closing Value	Change in Value	Income	Total Return Value	Total Return
<i>Listed Securities Market</i>								
Myer Holdings Limited (ASX:MYR)	3,792.66	0.00	4,334.43	0.00	541.77	0.00	541.77	14.28%
99 Technology Limited - Chess Depositary Interests 1:1 (ASX:NNI)	0.00	12,024.84	0.00	5,286.75	(6,738.09)	0.00	(6,738.09)	(56.03%)
99 Wuxian Limited - Chess Depositary Interests 1:1 (ASX:NNW)	7,295.72	0.00	12,024.84	0.00	4,729.12	0.00	4,729.12	64.82%
Northern Minerals Limited (ASX:NTU)	2,730.98	1,126.05	0.00	1,605.85	(2,251.18)	0.00	(2,251.18)	(88.34%)
Plato Income Maximiser Limited. (ASX:PL8)	0.00	7,499.40	8,955.39	0.00	1,455.99	103.60	1,559.59	20.87%
Pantoro Limited (ASX:PNR)	2,000.00	4,281.98	0.00	8,762.22	2,480.24	0.00	2,480.24	59.89%
Superloop Limited (ASX:SLC)	0.00	8,980.95	0.00	10,765.26	1,784.31	0.00	1,784.31	25.53%
SRG Global Limited (ASX:SRG)	15,269.26	0.00	0.00	6,477.87	(8,791.39)	220.34	(8,571.05)	(56.54%)
Talga Resources Ltd (ASX:TLG)	3,652.54	2,000.00	0.00	7,004.08	1,351.54	0.00	1,351.54	29.05%
Telstra Corporation Limited. (ASX:TLS)	12,320.00	0.00	10,060.05	0.00	(2,259.95)	731.42	(1,528.53)	(12.79%)
West African Resources Limited (ASX:WAF)	0.00	5,999.63	0.00	14,319.76	8,320.13	0.00	8,320.13	138.68%

B/23

**Payne & Hirst Manufacturing Pty Ltd Superannuation**  
**Investment Performance**  
**For the period from 1 July 2019 to 30 June 2020**

Investment	Opening Value	Acquisitions	Disposals	Closing Value	Change in Value	Income	Total Return Value	Total Return
<u>Listed Securities Market</u>								
Woolworths Limited - Ordinary Fully Paid (ASX:WOW)	10,400.99	0.00	10,687.78	0.00	286.79	0.00	286.79	2.76%
Woodside Petroleum Limited (ASX:WPL)	7,708.32	0.00	0.00	4,589.80	(3,118.52)	413.01	(2,705.51)	(36.06%)
Zelda Therapeutics Limited (ASX:ZLD)	554.92	2,660.93	0.00	2,491.81	(724.24)	0.00	(724.24)	(38.41%)
	151,973.17	132,570.06	112,197.39	138,806.44	(33,539.40)	4,526.52	(29,012.88)	(18.14)%
<u>Unlisted Market</u>								
Vending Machines International Singapore Holdings PTE LTD	110,000.00	0.00	0.00	110,000.00	0.00	0.00	0.00	0.00%
	110,000.00	0.00	0.00	110,000.00	0.00	0.00	0.00	0.00%
<b>Fund Total</b>	344,167.65	509,776.50	544,693.66	276,531.09	(32,719.40)	5,276.56	(27,442.84)	(8.47%)

\*\* Due to issues inherent in the Dietz calculation methodology, which can produce an invalid return in circumstances of extreme intra-period asset appreciation (and realisation of these gains), a Simple Rate of Return has been substituted for the purposes of this return.

FS/24



**Payne & Hirst Manufacturing Pty Ltd Superannuation**  
**Realised Capital Gains**  
**For the period from 1 July 2019 to 30 June 2020**

PS/25

Accounting Treatment				Taxation Treatment				
Quantity	Proceeds	Excess Tax Value*	Original Cost	Accounting Profit/(Loss)	Cost Base Calculation		Capital Gains Calculation	
					Adjusted	Reduced	Discounted	Deferred Capital Loss
<b><u>Bank - Foreign</u></b>								
Commsec Brokerage Account								
01/07/2019 Sale	0.15	0.21	0.21	0.00				
	0.15	0.21	0.21	0.00				0.00
<b><u>Bank - Foreign Total</u></b>								
	0.21		0.21	0.00				0.00
<b><u>Foreign Investment Assets</u></b>								
InfraX Inc Com								
01/07/2019 Sale	30,010.00	0.00	3,163.84	(3,163.84)		3,163.84		3,163.84
	30,010.00	0.00	3,163.84	(3,163.84)		3,163.84	0.00	3,163.84
<b><u>MF Global Holdings Ltd</u></b>								
01/07/2019 Sale	700.00	0.00	5,858.35	(5,858.35)		5,858.35		5,858.35
	700.00	0.00	5,858.35	(5,858.35)		5,858.35	0.00	5,858.35
<b><u>Foreign Investment Assets Total</u></b>								
	0.00		9,022.19	(9,022.19)		9,022.19	0.00	9,022.19
<b><u>Listed Securities Market</u></b>								
99 Wuxian Limited - Chess Depository Interests 1:1 (ASX:NNW)								
21/04/2020 Sale	12,000.00	2,024.95	2,024.95	0.00	2,024.95		0.00	
21/04/2020 Sale	38,346.00	4,999.93	4,999.93	0.00	4,999.93		0.00	
21/04/2020 Sale	55,389.00	4,999.96	4,999.96	0.00	4,999.96		0.00	
	105,735.00	12,024.84	12,024.84	0.00	12,024.84		0.00	0.00
<b><u>Alumina Limited (ASX:AWC)</u></b>								
10/09/2019 Sale	6,967.00	15,516.46	14,999.00	517.46	14,999.00		517.46	
	6,967.00	15,516.46	14,999.00	517.46	14,999.00		0.00	0.00
<b><u>Einvest Income Generator Fund (Managed Fund) - Trading Managed Units Fully Paid (ASX:EIGA)</u></b>								
19/05/2020 Sale	2,685.00	7,739.70	7,499.20	240.50	7,499.20		240.50	
	2,685.00	7,739.70	7,499.20	240.50	7,499.20		0.00	0.00

FS/26

Accounting Treatment					Taxation Treatment				
Quantity	Proceeds	Excess Tax Value*	Original Cost	Accounting Profit/(Loss)	Cost Base Calculation		Capital Gains Calculation		
					Adjusted	Reduced	Indexation	Discounted	Other
Listed Securities Market									
G8 Education Limited (ASX:GEM)									
06/04/2020	Sale	7,025.55	15,915.74	(8,890.19)		15,915.74			8,890.19
22/04/2020	Sale	4,984.33	10,608.32	(5,623.99)		10,608.32			5,623.99
12,144.00		12,009.88	26,524.06	(14,514.18)		26,524.06	0.00	0.00	14,514.18
Horizon Oil Limited (ASX:HZN)									
12/02/2020	Sale	3,806.91	4,999.99	(1,193.08)		4,999.99			1,193.08
41,542.00		3,806.91	4,999.99	(1,193.08)		4,999.99	0.00	0.00	1,193.08
loof Holdings Limited (ASX:IPL)									
21/10/2019	Sale	11,661.90	9,339.41	2,322.49	6,328.69	3,010.72		2,370.23	47.74
28/10/2019	Sale	15,400.05	10,287.04	5,113.01	10,287.04			5,113.01	
3,657.00		27,061.95	19,626.45	7,435.50	16,615.73	3,010.72	0.00	7,483.24	47.74
Millennium Minerals Limited (ASX:MMO)									
27/05/2020	Sale	0.00	8,632.84	(8,632.84)		8,632.84			8,632.84
76,365.00		0.00	8,632.84	(8,632.84)		8,632.84	0.00	0.00	8,632.84
Myer Holdings Limited (ASX:MYR)									
09/09/2019	Sale	4,334.43	4,071.06	263.37	2,154.95	1,916.11		336.46	73.09
6,959.00		4,334.43	4,071.06	263.37	2,154.95	1,916.11	0.00	336.46	73.09
Plato Income Maximiser Limited. (ASX:PLI)									
19/05/2020	Sale	8,955.39	7,499.40	1,455.99	7,499.40			1,455.99	
9,066.00		8,955.39	7,499.40	1,455.99	7,499.40		0.00	1,455.99	
Telstra Corporation Limited. (ASX:TLS)									
31/03/2020	Sale	10,060.05	9,971.95	88.10	9,971.95		88.10		
3,200.00		10,060.05	9,971.95	88.10	9,971.95		88.10	0.00	
Woolworths Limited - Ordinary Fully Paid (ASX:WOW)									
17/07/2019	Sale	10,687.78	9,024.64	1,663.14	9,024.64		1,663.14		
313.00		10,687.78	9,024.64	1,663.14	9,024.64		1,663.14	0.00	
Listed Securities Market Total									
		112,197.39	124,873.43	(12,676.04)	79,789.71	45,083.72	1,751.24	10,033.65	24,460.93
Unlisted Market									

# Payne & Hirst Manufacturing Pty Ltd Superannuation

## Realised Capital Gains

For the period from 1 July 2019 to 30 June 2020

Accounting Treatment					Taxation Treatment				
Quantity	Proceeds	Excess Tax Value*	Original Cost	Accounting Profit/(Loss)	Cost Base Calculation		Capital Gains Calculation		
					Adjusted	Reduced	Indexation	Discounted	Other
<b>Unlisted Market</b>									
BRN_R (ASX:BRN_R)									
22/07/2019 Sale	25,000.00	0.00	0.00		0.00			0.00	
	25,000.00	0.00	0.00		0.00			0.00	0.00
<b>NTU_R (ASX:NTU_R)</b>									
16/07/2019 Sale	2,801.00	0.00	0.00		0.00			0.00	
	2,801.00	0.00	0.00		0.00			0.00	0.00
<b>Unlisted Market Total</b>									
	0.00		0.00		0.00			0.00	0.00
<b>Grand Total</b>									
	112,197.60		133,895.83	(21,698.23)	79,789.71	54,105.91		1,751.24	10,033.65
								0.00	33,483.12

\* Where there is an Excess Tax Value Amount, the Accounting Profit/(Loss) figure takes account of this. Accounting Profit/(Loss) equals Proceeds less Excess Tax Value less Original Cost.

PS/27

PS/28

**Payne & Hirst Manufacturing Pty Ltd Superannuation**  
**Realised Capital Gains**  
**For the period from 1 July 2019 to 30 June 2020**

**Capital Gains Tax Return Summary**

	Indexation	Discount	Other	Deferred	Total Capital Gains	Capital Losses
<b>Current Year Capital Gains</b>						
Shares & Units - Listed Shares	0.00	1,751.00	9,793.00	0.00	11,544.00	24,460.00
Shares & Units - Other Shares	0.00	0.00	0.00	0.00	0.00	9,022.00
Shares & Units - Listed Trusts	0.00	0.00	240.00	0.00	240.00	0.00
Shares & Units - Other Units	0.00	0.00	0.00	0.00	0.00	0.00
Australian Real Estate	0.00	0.00	0.00	0.00	0.00	0.00
Other Real Estate	0.00	0.00	0.00	0.00	0.00	0.00
Collectables	0.00	0.00	0.00	0.00	0.00	0.00
Other CGT Assets & Other CGT Events	0.00	0.00	0.00	0.00	0.00	0.00
Distributed Capital Gains from Trusts	0.00	0.00	0.00	0.00	0.00	0.00
	<u>0.00</u>	<u>1,751.00</u>	<u>10,033.00</u>	<u>0.00</u>	<u>11,784.00</u>	<u>33,482.00</u>
<b>Capital Losses Applied</b>						
Current Year	0.00	1,751.00	10,033.00	0.00	11,784.00	
Prior Years	0.00	0.00	0.00	0.00	0.00	
	<u>0.00</u>	<u>1,751.00</u>	<u>10,033.00</u>	<u>0.00</u>	<u>11,784.00</u>	
<b>Net Capital Gains</b>						
Net Gain after applying losses	0.00	0.00	0.00	0.00	0.00	
Discount applicable		0.00				
Net Gain after applying discount	<u>0.00</u>	<u>0.00</u>	<u>0.00</u>	<u>0.00</u>	<u>0.00</u>	

# Payne & Hirst Manufacturing Pty Ltd Superannuation

## Unrealised Capital Gains as at 30 June 2020

Accounting Treatment				Taxation Treatment								
Quantity /Description	Market Value	Original Cost	Accounting Gain/(Loss)	Cost Base Calculation			Capital Gains Calculation					
				Tax Free	Tax Deferred	AMIT	Amount	Indexation	Discountable	Other	Deferred	Capital Loss
<b>Bank</b>												
High Interest Account												
30/06/2020	14,752.72	14,752.72	0.00	0.00	0.00	0.00	14,752.72			0.00		
	14,752.72	14,752.72	0.00	0.00	0.00	0.00	14,752.72			0.00		
NAB Trade Account												
30/06/2020	2.94	2.94	0.00	0.00	0.00	0.00	2.94			0.00		
	2.94	2.94	0.00	0.00	0.00	0.00	2.94			0.00		
Super Transaction Account												
30/06/2020	0.99	0.99	0.00	0.00	0.00	0.00	0.99			0.00		
	0.99	0.99	0.00	0.00	0.00	0.00	0.99			0.00		
<b>Bank Total</b>												
	14,756.65	14,756.65	0.00	0.00	0.00	0.00	14,756.65			0.00		
<b>Collectibles Market</b>												
Cornelle - Untitled 1992												
15/10/2010	1.00	947.00	5,950.00	(5,003.00)	0.00	0.00	5,950.00			0.00		5,003.00
	1.00	947.00	5,950.00	(5,003.00)	0.00	0.00	5,950.00			0.00		5,003.00
Etching - Joan Miro - Revenants, Proof Edition												
29/03/2010	1.00	7,285.00	21,400.00	(14,115.00)	0.00	0.00	21,400.00			0.00		14,115.00
	1.00	7,285.00	21,400.00	(14,115.00)	0.00	0.00	21,400.00			0.00		14,115.00
Henry Moore - Reclining Figure												
1/07/2010	1.00	3,643.00	10,500.00	(6,857.00)	0.00	0.00	10,500.00			0.00		6,857.00
	1.00	3,643.00	10,500.00	(6,857.00)	0.00	0.00	10,500.00			0.00		6,857.00
Salvador Dali - Discovery of America												
2/08/2010	1.00	1,093.00	3,250.00	(2,157.00)	0.00	0.00	3,250.00			0.00		2,157.00
	1.00	1,093.00	3,250.00	(2,157.00)	0.00	0.00	3,250.00			0.00		2,157.00
<b>Collectibles Market Total</b>												
	12,968.00	41,100.00	(28,132.00)	0.00	0.00	0.00	41,100.00			0.00		28,132.00
<b>Listed Securities Market</b>												
4DS Memory Limited (ASX:4DS)												
4/12/2018	32,435.00	1,492.01	1,506.96	(14.95)	0.00	0.00	1,506.96			0.00		14.95
22/07/2019	73,228.00	3,368.49	3,661.41	(292.92)	0.00	0.00	3,661.41			0.00		292.92
	105,663.00	4,860.50	5,168.37	(307.87)	0.00	0.00	5,168.37			0.00		307.87

FS/29

# Payne & Hirst Manufacturing Pty Ltd Superannuation

## Unrealised Capital Gains as at 30 June 2020

Accounting Treatment				Taxation Treatment								
Quantity /Description	Market Value	Original Cost	Accounting Gain/(Loss)	Cost Base Calculation			Capital Gains Calculation					
				Tax Free	Tax Deferred	AMIT	Amount	Indexation	Discountable	Other	Deferred	Capital Loss
Listed Securities Market												
99 Technology Limited - Chess Depository Interests 1:1 (ASX:NNT)												
25/05/2018	12,000.00	600.00	2,024.95	0.00	0.00	0.00	2,024.95					1,424.95
16/05/2019	38,346.00	1,917.30	4,999.93	0.00	0.00	0.00	4,999.93					3,082.63
17/05/2019	55,389.00	2,769.45	4,999.96	0.00	0.00	0.00	4,999.96					2,230.51
	105,735.00	5,286.75	12,024.84	0.00	0.00	0.00	12,024.84		0.00			6,738.09
Alita Resources Limited (ASX:A40)												
14/12/2018	296.18	296.18	975.24	0.00	0.00	0.00	975.24			0.00		679.06
	3,612.00	296.18	975.24	0.00	0.00	0.00	975.24			0.00		679.06
Auscann Group Holdings Ltd (ASX:AC8)												
9/05/2019	8,366.00	1,129.41	3,110.37	0.00	0.00	0.00	3,110.37					1,980.96
10/05/2019	5,107.00	689.45	1,889.59	0.00	0.00	0.00	1,889.59					1,200.14
25/11/2019	9,636.00	1,300.86	2,279.41	0.00	0.00	0.00	2,279.41					978.55
	23,109.00	3,119.72	7,279.37	0.00	0.00	0.00	7,279.37		0.00			4,159.65
Bannerman Resources Limited (ASX:BMN)												
13/09/2018	16,695.00	617.72	999.96	0.00	0.00	0.00	999.96					382.24
	16,695.00	617.72	999.96	0.00	0.00	0.00	999.96			0.00		382.24
Bellevue Gold Limited (ASX:BGL)												
5/02/2020	9,970.00	10,568.20	4,800.55	0.00	0.00	0.00	4,800.55			5,767.65		
	9,970.00	10,568.20	4,800.55	0.00	0.00	0.00	4,800.55			5,767.65		
Boss Resources Limited (ASX:BOE)												
13/09/2018	13,873.00	735.27	1,041.55	0.00	0.00	0.00	1,041.55					306.28
	13,873.00	735.27	1,041.55	0.00	0.00	0.00	1,041.55					306.28
Brainchip Holdings Ltd (ASX:BRN)												
30/11/2018	16,357.00	1,324.92	2,141.36	0.00	0.00	0.00	2,141.36					816.44
29/05/2019	83,643.00	6,775.08	4,531.67	0.00	0.00	0.00	4,531.67		2,243.41			
22/07/2019	25,000.00	2,025.00	1,500.00	0.00	0.00	0.00	1,500.00			525.00		
	125,000.00	10,125.00	8,173.03	0.00	0.00	0.00	8,173.03		2,243.41	525.00		816.44
Class Limited (ASX:CL1)												
1/04/2019	2,340.00	3,123.90	3,899.35	0.00	0.00	0.00	3,899.35					775.45
	2,340.00	3,123.90	3,899.35	0.00	0.00	0.00	3,899.35					775.45

FS/30

# Payne & Hirst Manufacturing Pty Ltd Superannuation

## Unrealised Capital Gains as at 30 June 2020

Accounting Treatment				Taxation Treatment								
Quantity /Description	Market Value	Original Cost	Accounting Gain/(Loss)	Cost Base Calculation			Capital Gains Calculation					
				Tax Free	Tax Deferred	AMIT	Amount	Indexation	Discountable	Other	Deferred	Capital Loss
Listed Securities Market												
Clean Seas Seafood Limited (ASX:CSS)												
5/10/2018	888.56	1,983.93	(1,095.37)	0.00	0.00	0.00	1,983.93					1,095.37
	888.56	1,983.93	(1,095.37)	0.00	0.00	0.00	1,983.93					1,095.37
Cresco Pharma Limited (ASX:CPH)												
29/03/2019	260.65	2,999.79	(2,739.14)	0.00	0.00	0.00	2,999.79					2,739.14
12/06/2019	318.62	4,999.78	(4,681.16)	0.00	0.00	0.00	4,999.78					4,681.16
4/12/2019	660.95	2,999.89	(2,338.94)	0.00	0.00	0.00	2,999.89					2,338.94
11/12/2019	456.60	1,929.72	(1,473.12)	0.00	0.00	0.00	1,929.72					1,473.12
	1,696.82	12,929.18	(11,232.36)	0.00	0.00	0.00	12,929.18					11,232.36
Deep Yellow Limited (ASX:DYL)												
13/09/2018	448.74	1,000.00	(551.26)	0.00	0.00	0.00	1,000.00					551.26
	448.74	1,000.00	(551.26)	0.00	0.00	0.00	1,000.00					551.26
Ecargo Holdings Limited - Chees Depository Interest 1:1 (ASX:ECG)												
25/05/2018	166.00	2,006.95	(1,840.95)	0.00	0.00	0.00	2,006.95					1,840.95
	166.00	2,006.95	(1,840.95)	0.00	0.00	0.00	2,006.95					1,840.95
Fintech Chain Limited - Chees Depository Interests 1:1 (ASX:FTC)												
25/05/2018	1,274.00	1,964.95	(690.95)	0.00	0.00	0.00	1,964.95					690.95
25/05/2018	1,293.60	1,994.95	(701.35)	0.00	0.00	0.00	1,994.95					701.35
10/04/2019	334.57	158.34	176.23	0.00	0.00	0.00	158.34		176.23			
11/04/2019	1,910.41	935.71	974.70	0.00	0.00	0.00	935.71		974.70			
	4,812.58	5,053.95	(241.37)	0.00	0.00	0.00	5,053.95		1,150.93			1,392.30
G8 Education Limited (ASX:GEM)												
26/02/2020	250.45	494.38	(243.93)	0.00	0.00	0.00	494.38					243.93
19/03/2020	5,938.35	5,320.85	617.50	0.00	0.00	0.00	5,320.85			617.50		
24/04/2020	5,865.78	4,985.95	879.83	0.00	0.00	0.00	4,985.95			879.83		
	12,054.58	10,801.18	1,253.40	0.00	0.00	0.00	10,801.18			1,497.33		243.93
Galaxy Resources Limited (ASX:GXY)												
3/10/2018	627.75	2,226.25	(1,598.50)	0.00	0.00	0.00	2,226.25					1,598.50
	627.75	2,226.25	(1,598.50)	0.00	0.00	0.00	2,226.25					1,598.50

PS/31

# Payne & Hirst Manufacturing Pty Ltd Superannuation

## Unrealised Capital Gains as at 30 June 2020

Accounting Treatment					Taxation Treatment							
Quantity /Description	Market Value	Original Cost	Accounting Gain/(Loss)	Cost Base Calculation			Capital Gains Calculation					
				Tax Free	Tax Deferred	AMIT	Amount	Indexation	Discountable	Other	Deferred	Capital Loss
Listed Securities Market												
loof Holdings Limited (ASX:IFL)												
26/06/2019	9,840.00	10,312.09	(472.09)	0.00	0.00	0.00	10,312.09					472.09
9/04/2020	9,175.80	7,013.70	2,162.10	0.00	0.00	0.00	7,013.70			2,162.10		
3,865.00	19,015.80	17,325.79	1,690.01	0.00	0.00	0.00	17,325.79			2,162.10		472.09
MMJ Group Holdings Limited (ASX:MMJ)												
25/09/2018	399.17	1,199.98	(800.81)	0.00	0.00	0.00	1,199.98					800.81
22/07/2019	1,322.78	3,941.97	(2,619.19)	0.00	0.00	0.00	3,941.97					2,619.19
4/03/2020	2,095.49	2,044.95	50.54	0.00	0.00	0.00	2,044.95			50.54		
39,765.00	3,817.44	7,186.90	(3,369.46)	0.00	0.00	0.00	7,186.90			50.54		3,420.00
Northern Minerals Limited (ASX:NTU)												
31/05/2019	655.43	2,927.99	(2,272.56)	0.00	0.00	0.00	2,927.99					2,272.56
16/07/2019	50.42	126.05	(75.63)	0.00	0.00	0.00	126.05					75.63
29/05/2020	900.00	1,000.00	(100.00)	0.00	0.00	0.00	1,000.00					100.00
89,214.00	1,605.85	4,054.04	(2,448.19)	0.00	0.00	0.00	4,054.04					2,448.19
Pantoro Limited (ASX:PNR)												
8/01/2019	2,650.00	2,114.95	535.05	0.00	0.00	0.00	2,114.95		535.05			
27/05/2020	6,112.22	4,281.98	1,830.24	0.00	0.00	0.00	4,281.98			1,830.24		
33,065.00	8,762.22	6,396.93	2,365.29	0.00	0.00	0.00	6,396.93		535.05	1,830.24		
SRG Global Limited (ASX:SRG)												
4/10/2018	1,470.00	5,024.95	(3,554.95)	0.00	0.00	0.00	5,024.95					3,554.95
31/12/2018	2,100.00	4,814.95	(2,714.95)	0.00	0.00	0.00	4,814.95					2,714.95
8/03/2019	2,907.87	4,999.87	(2,092.00)	0.00	0.00	0.00	4,999.87					2,092.00
30,847.00	6,477.87	14,839.77	(8,361.90)	0.00	0.00	0.00	14,839.77					8,361.90
Superloop Limited (ASX:SLC)												
16/12/2019	5,277.69	4,999.44	278.25	0.00	0.00	0.00	4,999.44			278.25		
20/02/2020	5,487.57	3,981.51	1,506.06	0.00	0.00	0.00	3,981.51			1,506.06		
10,874.00	10,765.26	8,980.95	1,784.31	0.00	0.00	0.00	8,980.95			1,784.31		
Taiga Resources Ltd (ASX:TLG)												
4/03/2019	4,367.98	3,629.83	738.15	0.00	0.00	0.00	3,629.83		738.15			
6/12/2019	2,636.10	2,000.00	636.10	0.00	0.00	0.00	2,000.00			636.10		
12,076.00	7,004.08	5,629.83	1,374.25	0.00	0.00	0.00	5,629.83		738.15	636.10		

FS/32



**Payne & Hirst Manufacturing Pty Ltd Superannuation**  
**Unrealised Capital Gains as at 30 June 2020**

Accounting Treatment				Taxation Treatment								
Quantity /Description	Market Value	Original Cost	Accounting Gain/(Loss)	Cost Base Calculation			Capital Gains Calculation					
				Tax Free	Tax Deferred	AMIT	Amount	Indexation	Discountable	Other	Deferred	Capital Loss
<b>Listed Securities Market</b>												
The Food Revolution Group Limited (ASX:FOD)												
15/11/2018	528.48	1,437.77	(909.29)	0.00	0.00	0.00	1,437.77					909.29
10,163.00	528.48	1,437.77	(909.29)	0.00	0.00	0.00	1,437.77					909.29
West African Resources Limited (ASX:WAF)												
8/08/2019	14,319.76	5,999.63	8,320.13	0.00	0.00	0.00	5,999.63			8,320.13		
15,736.00	14,319.76	5,999.63	8,320.13	0.00	0.00	0.00	5,999.63			8,320.13		
Woodside Petroleum Limited (ASX:WPL)												
24/11/2014	4,113.50	7,488.80	(3,375.30)	0.00	0.00	0.00	7,488.80					3,375.30
23/02/2018	476.30	594.00	(117.70)	0.00	0.00	0.00	594.00					117.70
212.00	4,589.80	8,082.80	(3,493.00)	0.00	0.00	0.00	8,082.80					3,493.00
Zelda Therapeutics Limited (ASX:ZLD)												
25/09/2018	749.14	999.93	(250.79)	0.00	0.00	0.00	999.93					250.79
11/10/2019	1,742.47	2,660.93	(918.46)	0.00	0.00	0.00	2,660.93					918.46
46,141.00	2,491.61	3,660.86	(1,169.25)	0.00	0.00	0.00	3,660.86					1,169.25
<b>Listed Securities MarketTotal</b>												
	138,806.44	163,958.97	(25,152.53)	0.00	0.00	0.00	163,958.97		4,667.54	22,573.40		52,393.47
<b>Unlisted Market</b>												
Vending Machines International Singapore Holdings PTE LTD												
13/02/2019	110,000.00	110,000.00	0.00	0.00	0.00	0.00	110,000.00			0.00		
610,625.00	110,000.00	110,000.00	0.00	0.00	0.00	0.00	110,000.00			0.00		
<b>Unlisted MarketTotal</b>												
	110,000.00	110,000.00	0.00	0.00	0.00	0.00	110,000.00			0.00		

PS/33

**Payne & Hirst Manufacturing Pty Ltd Superannuation**  
Unrealised Capital Gains as at 30 June 2020

**Capital Gains Tax Return Summary**

Current Year Capital Gains	Indexation	Discount	Other	Deferred	Total Capital Gains	Capital Losses
Shares & Units - Listed Shares	0.00	4,667.00	22,573.00	0.00	27,240.00	52,393.00
Shares & Units - Other Shares	0.00	0.00	0.00	0.00	0.00	0.00
Shares & Units - Listed Trusts	0.00	0.00	0.00	0.00	0.00	0.00
Shares & Units - Other Units	0.00	0.00	0.00	0.00	0.00	0.00
Australian Real Estate	0.00	0.00	0.00	0.00	0.00	0.00
Other Real Estate	0.00	0.00	0.00	0.00	0.00	0.00
Collectables	0.00	0.00	0.00	0.00	0.00	0.00
Other CGT Assets & Other CGT Events	0.00	0.00	0.00	0.00	0.00	0.00
Distributed Capital Gains from Trusts	0.00	0.00	0.00	0.00	0.00	0.00
	0.00	4,667.00	22,573.00	0.00	27,240.00	52,393.00

**Capital Losses Applied**

Current Year	0.00	4,667.00	22,573.00	0.00	27,240.00
Prior Years	0.00	0.00	0.00	0.00	0.00
<b>Net Capital Gains</b>	0.00	4,667.00	22,573.00	0.00	27,240.00
Net Gain after applying losses	0.00	0.00	0.00	0.00	0.00
Discount applicable		0.00			
Net Gain after applying discount	0.00	0.00	0.00	0.00	0.00

Gains/Losses on Custom Holding Accounts

Account Name	Book Cost	Value	Gain/(Loss)	Tax Rate %	Tax Effect
--------------	-----------	-------	-------------	------------	------------

**Custom Holding Accounts Totals**

FS/BS

# Payne & Hirst Manufacturing Pty Ltd Superannuation

## Tax Accounting Reconciliation

For the period 1 July 2019 to 30 June 2020

Operating Statement Profit vs. Provision for Income Tax		2020 \$
Benefits Accrued as a Result of Operations before Income Tax		(68,045.91)
<b>ADD:</b>		
Decrease in Market Value		11,021.17
Lump Sums Paid		36,000.00
Non-Taxable Income		0.30
Realised Capital Losses		21,698.23
<b>LESS:</b>		
Non-Taxable Contributions		22.74
Rounding		0.05
<b>Taxable Income or Loss</b>		<b>651.00</b>
	<b>Income Amount</b>	<b>Tax Amount</b>
Gross Tax @ 15% for Concessional Income	651.00	97.65
Gross Tax @ 45% for Net Non-Arm's Length Income	0.00	0.00
No-TFN Quoted Contributions @ 32%	0.00	0.00
Change in Carried Forward Losses	0.00	0.00
<b>Provision for Income Tax</b>		<b>97.65</b>

## Provision for Income Tax vs. Income Tax Expense

Provision for Income Tax	97.65
<b>Income Tax Expense</b>	<b>97.65</b>

## Provision for Income Tax vs. Income Tax Payable

Provision for Income Tax	97.65
<b>LESS:</b>	
Franking Credits	1,326.26
Foreign Tax Credits	3.10
<b>Income Tax Payable (Receivable)</b>	<b>(1,231.71)</b>

## Exempt Current Pension Income Settings

Pension Exempt % (Actuarial)	0.0000%
Pension Exempt % (Expenses)	0.0000%
Assets Segregated For Pensions	No

**Compilation Report to the Trustees and Members of  
Payne & Hirst Manufacturing Pty Ltd Superannuation**

PS/36

**ABN 85 844 214 909**  
**For the period 01 July 2019 to 30 June 2020**

On the basis of the information provided by the Trustees of Payne & Hirst Manufacturing Pty Ltd Superannuation, we have compiled the accompanying special purpose financial statements of Payne & Hirst Manufacturing Pty Ltd Superannuation for the period ended 30 June 2020, which comprise the Statement of Financial Position, Operating Statement, a summary of significant accounting policies and other explanatory notes. The specific purpose for which the special purpose financial statements have been prepared is set out in Note 1 to the financial statements.

**The Responsibility of Trustees**

The Trustees of Payne & Hirst Manufacturing Pty Ltd Superannuation are solely responsible for the information contained in the special purpose financial statements. The reliability, accuracy and completeness of the information and for the determination that the financial reporting framework / basis of accounting used is appropriate to meet the needs of the members and for the purpose that the financial statements were prepared.

**Our Responsibility**

On the basis of information provided by the Trustees of Payne & Hirst Manufacturing Pty Ltd Superannuation, we have compiled the accompanying special purpose financial statements in accordance with the financial reporting framework/basis of accounting as described in Note 1 to the financial statements and **APES 315: Compilation of Financial Information**.

We have applied our expertise in accounting and financial reporting to compile these financial statements in accordance with the financial reporting framework / basis of accounting described in Note 1 to the financial statements. We have complied with the relevant ethical requirements of **APES 110 Code of Ethics for Professional Accountants**.

**Assurance Disclaimer**

Since a compilation engagement is not an assurance engagement, we are not required to verify the reliability, accuracy or completeness of the information provided to us by management to compile these financial statements. Accordingly, we do not express an audit opinion or a review conclusion<sup>1</sup> on these financial statements

The special purpose financial statements were compiled exclusively for the benefit of the Trustees of the fund who are responsible for the reliability, accuracy and completeness of the information used to compile them. We do not accept responsibility for the contents of the special purpose financial statements.

Signature of Accountant

Dated: 11 September 2020

.....  
**Name of Signatory:** Mr Matthew Pullen

**Address:** 18 Redfern Street  
Cowra, NSW 2794

<sup>1</sup> Refer to AUASB Standards for the issuance of audit opinions and review conclusions

# Self-managed superannuation fund annual return

# 2020

## Who should complete this annual return?

Only self-managed superannuation funds (SMSFs) can complete this annual return. All other funds must complete the *Fund income tax return 2020* (NAT 71287).

- ❗ The *Self-managed superannuation fund annual return instructions 2020* (NAT 71606) (the instructions) can assist you to complete this annual return.
- ➖ The SMSF annual return cannot be used to notify us of a change in fund membership. You must update fund details via ABR.gov.au or complete the Change of details for superannuation entities form (NAT 3036).

## To complete this annual return

- Print clearly, using a BLACK pen only.
- Use BLOCK LETTERS and print one character per box.

S M I T H S T

- Place ☒ in ALL applicable boxes.

- Postal address for annual returns:

**Australian Taxation Office**  
**GPO Box 9845**  
 [insert the name and postcode  
 of your capital city]

## Section A: Fund information

**1 Tax file number (TFN)**

➤ To assist processing, write the fund's TFN at the top of pages 3, 5, 7 and 9.

- ❗ The ATO is authorised by law to request your TFN. You are not obliged to quote your TFN but not quoting it could increase the chance of delay or error in processing your annual return. See the Privacy note in the Declaration.

**2 Name of self-managed superannuation fund (SMSF)**

Payne & Hirst Manufacturing Pty Ltd Superannuation

**3 Australian business number (ABN)** (if applicable)

**4 Current postal address**

23 Taragala Street

Suburb/town

Cowra

State/territory

NSW

Postcode

2794

**5 Annual return status**

Is this an amendment to the SMSF's 2020 return?

**A** No ☒ Yes ☐

Is this the first required return for a newly registered SMSF?

**B** No ☒ Yes ☐

Fund's tax file number (TFN) 97328857

**6 SMSF auditor**

Auditor's name

Title: MR

Family name

Boys

First given name

Tony

Other given names

SMSF Auditor Number

100014140

Auditor's phone number

04

10712708

Postal address

PO Box 3376

Suburb/town

Rundle Mall

State/territory

SA

Postcode

5000

Date audit was completed **A** 

Was Part A of the audit report qualified?

**B** No ☒ Yes ☐

Was Part B of the audit report qualified?

**C** No ☒ Yes ☐

If Part B of the audit report was qualified, have the reported issues been rectified?

**D** No ☐ Yes ☐**7 Electronic funds transfer (EFT)**

We need your self-managed super fund's financial institution details to pay any super payments and tax refunds owing to you.

**A Fund's financial institution account details**

This account is used for super contributions and rollovers. Do not provide a tax agent account here.

Fund BSB number

Fund account number

Fund account name

I would like my tax refunds made to this account. ☒ Go to C.**B Financial institution account details for tax refunds**

This account is used for tax refunds. You can provide a tax agent account here.

BSB number

Account number

Account name

**C Electronic service address alias**Provide the electronic service address alias (ESA) issued by your SMSF messaging provider.  
(For example, SMSFdataESAAlias). See instructions for more information.

smsfdataflow

Fund's tax file number (TFN) 97328857

- 8 Status of SMSF** Australian superannuation fund **A** No ☐ Yes ☒ Fund benefit structure **B** **A** Code
- Does the fund trust deed allow acceptance of the Government's Super Co-contribution and Low Income Super Amounts? **C** No ☐ Yes ☒

**9 Was the fund wound up during the income year?**

No ☒ Yes ☐ If yes, provide the date on which the fund was wound up 

Day	Month	Year

 Have all tax lodgment and payment obligations been met? No ☐ Yes ☐

**10 Exempt current pension income**

Did the fund pay retirement phase superannuation income stream benefits to one or more members in the income year?

⊖ To claim a tax exemption for current pension income, you must pay at least the minimum benefit payment under the law. Record exempt current pension income at Label A.

No ☒ Go to Section B: Income.

Yes ☐ Exempt current pension income amount **A** \$  -00

Which method did you use to calculate your exempt current pension income?

Segregated assets method **B** ☐

Unsegregated assets method **C** ☐ Was an actuarial certificate obtained? **D** Yes ☐

Did the fund have any other income that was assessable?

**E** Yes ☐ Go to Section B: Income.

No ☐ Choosing 'No' means that you do not have any assessable income, including no-TFN quoted contributions. Go to Section C: Deductions and non-deductible expenses. (Do **not** complete Section B: Income.)

⊖ If you are entitled to claim any tax offsets, you can list these at Section D: Income tax calculation statement.

Fund's tax file number (TFN) 97328857

Section B: **Income**

**Do not complete this section** if all superannuation interests in the SMSF were supporting superannuation income streams in the retirement phase for the **entire year**, there was **no** other income that was assessable, and you **have not** realised a deferred notional gain. If you are entitled to claim any tax offsets, you can record these at Section D: Income tax calculation statement.

**11 Income**

Did you have a capital gains tax (CGT) event during the year?

**G** No ☐ Yes ☒

If the total capital loss or total capital gain is greater than \$10,000 or you elected to use the transitional CGT relief in 2017 and the deferred notional gain has been realised, complete and attach a *Capital gains tax (CGT) schedule 2020*.

Have you applied an exemption or rollover?

**M** No ☒ Yes ☐

Code

☐

Net capital gain **A** \$ 0.00

Gross rent and other leasing and hiring income **B** \$ 156.00

Gross interest **C** \$ 594.00

Forestry managed investment scheme income **X** \$ 0.00

Gross foreign income

**D1** \$ 0.00

Net foreign income **D** \$ 0.00

Loss

☐

Australian franking credits from a New Zealand company

**E** \$ 0.00

Transfers from foreign funds

**F** \$ 0.00

Number

Gross payments where ABN not quoted

**H** \$ 0.00

Gross distribution from partnerships

**I** \$ 0.00

Loss

☐

\*Unfranked dividend amount

**J** \$ 0.00

\*Franked dividend amount

**K** \$ 3108.00

\*Dividend franking credit

**L** \$ 1326.00

\*Gross trust distributions

**M** \$ 92.00

Code

☐
**Calculation of assessable contributions**

Assessable employer contributions

**R1** \$ 0.00

plus Assessable personal contributions

**R2** \$ 0.00

plus \*\*No-TFN-quoted contributions

**R3** \$ 0.00

(an amount must be included even if it is zero)

less Transfer of liability to life insurance company or PST

**R6** \$ 0.00

**Assessable contributions**  
(**R1** plus **R2**  
plus **R3** less **R6**)

**R** \$ 0.00

**Calculation of non-arm's length income**

\*Net non-arm's length private company dividends

**U1** \$ 0.00

plus \*Net non-arm's length trust distributions

**U2** \$ 0.00

plus \*Net other non-arm's length income

**U3** \$ 0.00

\*Other income

**S** \$ 0.00

\*Assessable income due to changed tax status of fund

**T** \$ 0.00

**Net non-arm's length income**  
(subject to 45% tax rate)  
(**U1** plus **U2** plus **U3**)

**U** \$ 0.00

Code

☐

\*This is a mandatory label.

\*If an amount is entered at this label, check the instructions to ensure the correct tax treatment has been applied.

**GROSS INCOME**  
(Sum of labels **A** to **U**)

**W** \$ 5276.00

Loss

☐

Exempt current pension income

**Y** \$ 0.00

**TOTAL ASSESSABLE INCOME**  
(**W** less **Y**)

**V** \$ 5276.00

Loss

☐



Fund's tax file number (TFN) 97328857

## Section C: Deductions and non-deductible expenses

## 12 Deductions and non-deductible expenses

- Under 'Deductions' list all expenses and allowances you are entitled to claim a deduction for. Under 'Non-deductible expenses', list all other expenses or normally allowable deductions that you cannot claim as a deduction (for example, all expenses related to exempt current pension income should be recorded in the 'Non-deductible expenses' column).

DEDUCTIONS		NON-DEDUCTIBLE EXPENSES	
Interest expenses within Australia	A1 \$ 0.00	A2 \$ 0.00	
Interest expenses overseas	B1 \$ 0.00	B2 \$ 0.00	
Capital works expenditure	D1 \$ 0.00	D2 \$ 0.00	
Decline in value of depreciating assets	E1 \$ 0.00	E2 \$ 0.00	
Insurance premiums – members	F1 \$ 0.00	F2 \$ 0.00	
SMSF auditor fee	H1 \$ 385.00	H2 \$ 0.00	
Investment expenses	I1 \$ 893.00	I2 \$ 0.00	
Management and administration expenses	J1 \$ 3088.00	J2 \$ 0.00	
Forestry managed investment scheme expense	U1 \$ 0.00	U2 \$ 0.00	
Other amounts	L1 \$ 259.00	L2 \$ 0.00	
Tax losses deducted	M1 \$ 0.00		

## TOTAL DEDUCTIONS

N \$ 4625.00

(Total A1 to M1)

## TOTAL NON-DEDUCTIBLE EXPENSES

Y \$ 0.00

(Total A2 to L2)

## \*TAXABLE INCOME OR LOSS

O \$ 651.00

Loss

☐(TOTAL ASSESSABLE INCOME less  
TOTAL DEDUCTIONS)

## TOTAL SMSF EXPENSES

Z \$ 4625.00

(N plus Y)

\*This is a mandatory label.

Fund's tax file number (TFN) 97328857

## Section D: Income tax calculation statement

**\*Important:**

Section B label **R3**, Section C label **O** and Section D labels **A, T1, J, T5** and **I** are mandatory. If you leave these labels blank, you will have specified a zero amount.

**13 Calculation statement**

Please refer to the *Self-managed superannuation fund annual return instructions 2020* on how to complete the calculation statement.

\*Taxable income **A** \$ 651.00

(an amount must be included even if it is zero)

\*Tax on taxable income **T1** \$ 97.65

(an amount must be included even if it is zero)

\*Tax on no-TFN-quoted contributions **J** \$ 0

(an amount must be included even if it is zero)

Gross tax **B** \$ 97.65

(T1 plus J)

Foreign income tax offset

**C1** \$ 0

Rebates and tax offsets

**C2** \$

Non-refundable non-carry forward tax offsets

**C** \$ 0

(C1 plus C2)

SUBTOTAL 1

**T2** \$ 97.65

(B less C – cannot be less than zero)

Early stage venture capital limited partnership tax offset

**D1** \$ 0

Early stage venture capital limited partnership tax offset carried forward from previous year

**D2** \$ 0

Early stage investor tax offset

**D3** \$ 0

Early stage investor tax offset carried forward from previous year

**D4** \$ 0

Non-refundable carry forward tax offsets

**D** \$ 0

(D1 plus D2 plus D3 plus D4)

SUBTOTAL 2

**T3** \$ 97.65

(T2 less D – cannot be less than zero)

Complying fund's franking credits tax offset

**E1** \$ 1326.26

No-TFN tax offset

**E2** \$

National rental affordability scheme tax offset

**E3** \$

Exploration credit tax offset

**E4** \$

Refundable tax offsets

**E** \$ 1326.26

(E1 plus E2 plus E3 plus E4)

\*TAX PAYABLE **T5** \$ 0

(T3 less E – cannot be less than zero)

Section 102AAM interest charge

**G** \$ 0

Fund's tax file number (TFN) 97328857

Credit for interest on early payments –  
amount of interest

H1 \$

Credit for tax withheld – foreign resident  
withholding (excluding capital gains)

H2 \$ 0

Credit for tax withheld – where ABN  
or TFN not quoted (non-individual)

H3 \$ 0

Credit for TFN amounts withheld from  
payments from closely held trusts

H5 \$

Credit for interest on no-TFN tax offset

H6 \$

Credit for foreign resident capital gains  
withholding amounts

H8 \$

Eligible credits

H \$ 0

(H1 plus H2 plus H3 plus H5 plus H6 plus H8)

\*Tax offset refunds

(Remainder of refundable tax offsets)

I \$ 1228.61

(unused amount from label E –  
an amount must be included even if it is zero)

PAYG instalments raised

K \$ 0

Supervisory levy

L \$ 259

Supervisory levy adjustment for wound up funds

M \$

Supervisory levy adjustment for new funds

N \$

AMOUNT DUE OR REFUNDABLE

A positive amount at S is what you owe,  
while a negative amount is refundable to you.

S \$ -969.61

(T5 plus G less H less I less K plus L less M plus N)

\*This is a mandatory label.

## Section E: Losses

## 14 Losses

! If total loss is greater than \$100,000,  
complete and attach a Losses  
schedule 2020.

Tax losses carried forward  
to later income years

U \$ 0.00

Net capital losses carried  
forward to later income years

V \$ 226554.00

Fund's tax file number (TFN) 97328857

Section F: **Member information****MEMBER 1**

Title: MR

Family name

De Jesus

First given name

Anthony

Other given names

Member's TFN

See the Privacy note in the Declaration.

121562214

Date of birth

Day Month Year

29/06/1958

**Contributions**

OPENING ACCOUNT BALANCE \$ 345906.36

! Refer to instructions for completing these labels.

Employer contributions

**A** \$ 0

ABN of principal employer

**A1**

Personal contributions

**B** \$ 22.74

CGT small business retirement exemption

**C** \$ 0

CGT small business 15-year exemption amount

**D** \$ 0

Personal injury election

**E** \$ 0

Spouse and child contributions

**F** \$ 0

Other third party contributions

**G** \$ 0

Proceeds from primary residence disposal

**H** \$ 0

Receipt date Day Month Year

**H1**

Assessable foreign superannuation fund amount

**I** \$ 0

Non-assessable foreign superannuation fund amount

**J** \$ 0

Transfer from reserve: assessable amount

**K** \$ 0

Transfer from reserve: non-assessable amount

**L** \$ 0Contributions from non-complying funds  
and previously non-complying funds**T** \$ 0Any other contributions  
(including Super Co-contributions and  
Low Income Super Amounts)**M** \$ 0**TOTAL CONTRIBUTIONS N** \$ 22.74(Sum of labels **A** to **M**)**Other transactions**Allocated earnings  
or losses**O** \$ 32166.30Inward  
rollovers and  
transfers**P** \$ 0Outward  
rollovers and  
transfers**Q** \$ 0Lump Sum  
payments**R1** \$ 36000Income  
stream  
payments**R2** \$

Loss

L

Code

Code

Accumulation phase account balance

**S1** \$ 277762.80Retirement phase account balance  
- Non CDBIS**S2** \$ 0Retirement phase account balance  
- CDBIS**S3** \$ 0

0 TRIS Count

**CLOSING ACCOUNT BALANCE S** \$ 277762.80

(S1 plus S2 plus S3)

Accumulation phase value **X1** \$Retirement phase value **X2** \$Outstanding limited recourse  
borrowing arrangement amount **Y** \$

Fund's tax file number (TFN) 97328857

## Section H: Assets and liabilities

### 15 ASSETS

#### 15a Australian managed investments

Listed trusts **A** \$ 0.00

Unlisted trusts **B** \$ 0.00

Insurance policy **C** \$ 0.00

Other managed investments **D** \$ 0.00

#### 15b Australian direct investments

##### Limited recourse borrowing arrangements

Australian residential real property

**J1** \$ 0.00

Australian non-residential real property

**J2** \$ 0.00

Overseas real property

**J3** \$ 0.00

Australian shares

**J4** \$ 0.00

Overseas shares

**J5** \$ 0.00

Other

**J6** \$ 0.00

Property count

**J7** 0

Cash and term deposits **E** \$ 14756.00

Debt securities **F** \$ 0.00

Loans **G** \$ 0.00

Listed shares **H** \$ 138806.00

Unlisted shares **I** \$ 110000.00

Limited recourse borrowing arrangements **J** \$ 0.00

Non-residential real property **K** \$ 0.00

Residential real property **L** \$ 0.00

Collectables and personal use assets **M** \$ 12968.00

Other assets **O** \$ 1232.00

#### 15c Other investments

Crypto-Currency **N** \$ 0.00

#### 15d Overseas direct investments

Overseas shares **P** \$ 0.00

Overseas non-residential real property **Q** \$ 0.00

Overseas residential real property **R** \$ 0.00

Overseas managed investments **S** \$ 0.00

Other overseas assets **T** \$ 0.00

**TOTAL AUSTRALIAN AND OVERSEAS ASSETS U** \$ 277762.00  
(Sum of labels **A** to **T**)

#### 15e In-house assets

Did the fund have a loan to, lease to or investment in, related parties (known as in-house assets) at the end of the income year?

**A** No ☒

Yes ☐

\$ 0.00

Fund's tax file number (TFN) 97328857

**15f Limited recourse borrowing arrangements**

If the fund had an LRBA were the LRBA borrowings from a licensed financial institution?

**A** No ☐ Yes ☐

Did the members or related parties of the fund use personal guarantees or other security for the LRBA?

**B** No ☐ Yes ☐

**16 LIABILITIES**

Borrowings for limited recourse borrowing arrangements

**V1** \$  -00

Permissible temporary borrowings

**V2** \$  -00

Other borrowings

**V3** \$  -00

Borrowings **V** \$  0 -00

Total member closing account balances  
(total of all **CLOSING ACCOUNT BALANCES** from Sections F and G)

**W** \$  277762 -00

Reserve accounts **X** \$  0 -00

Other liabilities **Y** \$  0 -00

**TOTAL LIABILITIES Z** \$  277762 -00

**Section I: Taxation of financial arrangements**

**17 Taxation of financial arrangements (TOFA)**

Total TOFA gains **H** \$  -00

Total TOFA losses **I** \$  -00

**Section J: Other information**

**Family trust election status**

If the trust or fund has made, or is making, a family trust election, write the four-digit income year specified of the election (for example, for the 2019–20 income year, write 2020).

**A**

If revoking or varying a family trust election, print **R** for revoke or print **V** for variation, and complete and attach the *Family trust election, revocation or variation 2020*.

**B**

**Interposed entity election status**

If the trust or fund has an existing election, write the earliest income year specified. If the trust or fund is making one or more elections this year, write the earliest income year being specified and complete an *Interposed entity election or revocation 2020* for each election.

**C**

If revoking an interposed entity election, print **R**, and complete and attach the *Interposed entity election or revocation 2020*.

**D**

Section K: **Declarations**

 Penalties may be imposed for false or misleading information in addition to penalties relating to any tax shortfalls.

**Important**

Before making this declaration check to ensure that all income has been disclosed and the annual return, all attached schedules and any additional documents are true and correct in every detail. If you leave labels blank, you will have specified a zero amount or the label was not applicable to you. If you are in doubt about any aspect of the annual return, place all the facts before the ATO.

**Privacy**

The ATO is authorised by the *Taxation Administration Act 1953* to request the provision of tax file numbers (TFNs). We will use the TFN to identify the entity in our records. It is not an offence not to provide the TFN. However if you do not provide the TFN, the processing of this form may be delayed.

Taxation law authorises the ATO to collect information and disclose it to other government agencies. For information about your privacy go to [ato.gov.au/privacy](http://ato.gov.au/privacy)

**TRUSTEE'S OR DIRECTOR'S DECLARATION:**

I declare that, the current trustees and directors have authorised this annual return and it is documented as such in the SMSF's records. I have received a copy of the audit report and are aware of any matters raised therein. The information on this annual return, including any attached schedules and additional documentation is true and correct.

Authorised trustee's, director's or public officer's signature

Day Month Year  
Date

**Preferred trustee or director contact details:**

Title:

Family name

First given name

Other given names

Phone number

Email address

Non-individual trustee name (if applicable)

ABN of non-individual trustee

Time taken to prepare and complete this annual return  Hrs

 The Commissioner of Taxation, as Registrar of the Australian Business Register, may use the ABN and business details which you provide on this annual return to maintain the integrity of the register. For further information, refer to the instructions.

**TAX AGENT'S DECLARATION:**

I declare that the *Self-managed superannuation fund annual return 2020* has been prepared in accordance with information provided by the trustees, that the trustees have given me a declaration stating that the information provided to me is true and correct, and that the trustees have authorised me to lodge this annual return.

Tax agent's signature

Day / Month / Year  
Date

**Tax agent's contact details**

Title:

Family name

First given name

Other given names

Tax agent's practice

Tax agent's phone number

Reference number

Tax agent number



Print

**INTERNET BANKING****Transaction History**

Account: Super transaction Acc. : 082-534 389829297

Date from: 01/07/19

Date to: 30/06/20

Search details:

Transaction type:

Amount from:

Amount to:

Date	Transaction details	Debit	Credit	Balance*
17 Jun 20	INTERNET BPAY ASIC 2290029414245 TRANSFER DEBIT	- \$54.00		+ \$0.99
17 Jun 20	INTERNET TRANSFER nabtrade:CE8345594 TRANSFER CREDIT		+ \$54.00	+ \$54.99
27 Apr 20	ONLINE T1039928463 buy NTU PAYNE HURST TRANSFER DEBIT	- \$1,000.00		+ \$0.99
27 Apr 20	INTERNET TRANSFER nabtrade:CE8014622 TRANSFER CREDIT		+ \$1,000.00	+ \$1,000.99
02 Dec 19	INTERNET BPAY SECURITYTRANSFERREGI2002205000979474 TRANSFER DEBIT	- \$2,000.00		+ \$0.99
02 Dec 19	INTERNET TRANSFER nabtrade:CE7126918 TRANSFER CREDIT		+ \$2,000.00	+ \$2,000.99
21 Nov 19	INTERNET TRANSFER nabtrade:CE7082365 TRANSFER DEBIT	- \$46.00		+ \$0.99
21 Nov 19	INTERNET TRANSFER CKI rent tony TRANSFER CREDIT		+ \$45.00	+ \$46.99
22 Jul 19	INTERNET BPAY AUTOMIC PTY LTD 22 2200047807370544 TRANSFER DEBIT	- \$5,000.00		+ \$1.99
22 Jul 19	INTERNET TRANSFER nabtrade:CE6471164 TRANSFER CREDIT		+ \$5,000.00	+ \$5,001.99
10 Jul 19	INTERNET BPAY CIS - BRN ANREO 2019146429900001317486 TRANSFER DEBIT	- \$1,500.00		+ \$1.99
10 Jul 19	INTERNET TRANSFER nabtrade:CE6413987 TRANSFER CREDIT		+ \$1,500.00	+ \$1,501.99
04 Jul 19	INTERNET BPAY ASIC 2290029414245 TRANSFER DEBIT	- \$53.00		+ \$1.99
04 Jul 19	INTERNET TRANSFER nabtrade:CE6386801 TRANSFER CREDIT		+ \$53.00	+ \$54.99

Credit balance + \$9,652.00

Debit balance - \$9,653.00

Fees - \$0.00

**Net position - \$1.00**



# Statement

PAYNE & HIRST MANUFACTURING P/L S/F  
91 BRADMAN WAY  
URANGAN QLD 4655

Statement period:  
01/01/2020 to 30/06/2020  
Statement number:  
5

## We're committed to protecting your online security

### ePayments code

The ePayments code outlines where you could be liable for unauthorised electronic transactions involving your login, password or PINs. Please visit [asic.gov.au](http://asic.gov.au) and search for ePayments for more information.

### Look after your password

It's important to keep your password secret at all times. A secure password is hard to guess and needs to be between 6 and 8 characters long, and consist of both letters and numbers. Your password should not contain your birth date or a recognisable part of your name.

The nabtrade service is provided by WealthHub Securities Limited ABN 83 089 718 249, AFSL No. 230704. A113495-1214



## Your accounts

### Your nabtrade cash products summary

Payne & Hirst Manufacturing P/L S/F 083-052 303397861 (as at 30/06/2020)	\$2.94 CR
Payne & Hirst Manufacturing P/L S/F NT2022760-005 (as at 30/06/2020)	\$14,752.72 CR

Payne & Hirst Manufacturing P/L S/F

083-052 303397861

### Account details



**Biller Code : 102426**  
**Ref : 3052303397861**

### Telephone & Internet Banking — BPAY®

Contact your bank or financial institution to make this payment from your cheque, savings, debit or transaction account. More info: [www.bpay.com.au](http://www.bpay.com.au)

<b>BSB</b>	<b>083-052</b>
<b>Account number</b>	<b>303397861</b>
<b>Interest rate as at 30/06/2020</b>	<b>0.05% P.A.</b>

### Account balance summary

<b>Opening balance</b>	<b>\$0.76 CR</b>
<b>Total credits</b>	<b>\$103,772.63</b>
<b>Total debits</b>	<b>\$103,770.45</b>
<b>Closing balance</b>	<b>\$2.94 CR</b>

### Transaction details

Date	Details	Debits	Credits	Balance
01/01/2020	Balance brought forward			\$0.76 CR
15/01/2020	FUNDS TRANSFER Pay CK Storage tony		\$90.00	\$90.76 CR
15/01/2020	nabtrade: 7322835 FUNDS TRANSFER 017324, 901115219 insu and stor payne and Hirst	\$88.71		\$2.05 CR

## Payne &amp; Hirst Manufacturing P/L S/F (continued)

Transaction details (continued)				
Date	Details	Debits	Credits	Balance
28/01/2020	FUNDS TRANSFER Members drawings Tony		\$5,000.00	\$5,002.05 CR
28/01/2020	nabtrade: 7379796 FUNDS TRANSFER 082534, 479484405 Members drawings tony	\$5,000.00		\$2.05 CR
03/02/2020	FUNDS TRANSFER Buy BGL Tony		\$5,000.00	\$5,002.05 CR
05/02/2020	BUY BGL.ASX 9970 AUD .48 58708659 NT2022760-002	\$4,800.55		\$201.50 CR
10/02/2020	FUNDS TRANSFER drawings tony		\$2,800.00	\$3,001.50 CR
10/02/2020	nabtrade: 7435910 FUNDS TRANSFER 082534, 479484405 drawings tony	\$2,800.00		\$201.50 CR
10/02/2020	nabtrade: 7435915 FUNDS TRANSFER 082534, 479484405 drawings tony	\$200.00		\$1.50 CR
12/02/2020	SELL HZN.ASX 41542 AUD .092 59023803 NT2022760-002		\$3,806.91	\$3,808.41 CR
12/02/2020	FUNDS TRANSFER Sale of HZN Tony	\$3,808.00		\$0.41 CR
14/02/2020	FUNDS TRANSFER ART storage tony		\$76.00	\$76.41 CR
14/02/2020	nabtrade: 7460826 FUNDS TRANSFER 017324, 901115219 C100171 Payne and Hirst	\$70.24		\$6.17 CR
17/02/2020	FUNDS TRANSFER Perdsenal drawings tony		\$2,000.00	\$2,006.17 CR
17/02/2020	nabtrade: 7471835 FUNDS TRANSFER 082534, 479484405 Personal drawings Tony	\$2,000.00		\$6.17 CR
18/02/2020	FUNDS TRANSFER buy SLC Tony		\$4,000.00	\$4,006.17 CR
20/02/2020	BUY SLC.ASX 5543 AUD .716 59376889 NT2022760-002	\$3,981.51		\$24.66 CR
24/02/2020	FUNDS TRANSFER buy GEM tony		\$5,000.00	\$5,024.66 CR
26/02/2020	BUY GEM.ASX 2875 AUD 1.74 59700523 NT2022760-002	\$5,022.45		\$2.21 CR
26/02/2020	FUNDS TRANSFER buy MMI tony		\$2,043.00	\$2,045.21 CR
28/02/2020	INTEREST		\$0.08	\$2,045.29 CR
04/03/2020	BUY MMI.ASX 21828 AUD .093 60171385 NT2022760-002	\$2,044.95		\$0.34 CR
04/03/2020	nabtrade: 7565512 FUNDS TRANSFER 082534, 311445138 art rent tony		\$67.00	\$67.34 CR
13/03/2020	FUNDS TRANSFER Buy IFL GEM tony		\$14,038.00	\$14,105.34 CR
13/03/2020	FUNDS TRANSFER Personal Drawings tony		\$1,895.00	\$16,000.34 CR
13/03/2020	nabtrade: 7634593 FUNDS TRANSFER 082534, 479484405 Personal Drawings tony	\$16,000.00		\$0.34 CR
13/03/2020	Please note from 13/03/2020 the interest rate on your account is 0.05%p.a.			\$0.34 CR
16/03/2020	FUNDS TRANSFER Pay March CKI Tony		\$77.00	\$77.34 CR
16/03/2020	nabtrade: 7647921 FUNDS TRANSFER 017324, 901115219 C100171 Payne and Hirst	\$76.24		\$1.10 CR
16/03/2020	FUNDS TRANSFER DIVIDEND - IOOF DIVIDEND S00106352844		\$320.00	\$321.10 CR
17/03/2020	FUNDS TRANSFER Buy Gem Tony		\$5,000.00	\$5,321.10 CR
19/03/2020	BUY GEM.ASX 6710 AUD .79 61461500 NT2022760-002	\$5,320.85		\$0.25 CR
20/03/2020	FUNDS TRANSFER DIVIDEND - WOODSIDE FIN19/00661808		\$176.24	\$176.49 CR
24/03/2020	FUNDS TRANSFER woodside div tony	\$176.00		\$0.49 CR
27/03/2020	FUNDS TRANSFER Buy EIGA tony		\$7,500.00	\$7,500.49 CR
27/03/2020	FUNDS TRANSFER DIVIDEND - TLS ITM DIV 001239303410		\$256.00	\$7,756.49 CR
27/03/2020	FUNDS TRANSFER DIVIDEND - CL1 ITM DIV 001240325202		\$58.50	\$7,814.99 CR

## Payne &amp; Hirst Manufacturing P/L S/F (continued)

Transaction details (continued)				
Date	Details	Debits	Credits	Balance
30/03/2020	FUNDS TRANSFER sell TLS tony	\$2,876.00		\$4,938.99 CR
31/03/2020	INTEREST		\$0.11	\$4,939.10 CR
31/03/2020	SELL TLS.ASX 3200 AUD 3.15 62545499 NT2022760-002		\$10,060.05	\$14,999.15 CR
31/03/2020	BUY EIGA.ASX 743 AUD 2.78 62535047 NT2022760-002	\$2,080.49		\$12,918.66 CR
31/03/2020	BUY PL8.ASX 9066 AUD .825 62557603 NT2022760-002	\$7,499.40		\$5,419.26 CR
31/03/2020	BUY EIGA.ASX 1942 AUD 2.78 62533172 NT2022760-002	\$5,418.71		\$0.55 CR
06/04/2020	SELL GEM.ASX 6710 AUD 1.05 62992935 NT2022760-002		\$7,025.55	\$7,026.10 CR
09/04/2020	BUY IFL.ASX 1865 AUD 3.75 63320831 NT2022760-002	\$7,013.70		\$12.40 CR
17/04/2020	FUNDS TRANSFER DIVIDEND - EIGA DST 001241473132		\$46.09	\$58.49 CR
20/04/2020	FUNDS TRANSFER pay Collins Kent tony		\$20.00	\$78.49 CR
20/04/2020	nabtrade: 7963468 FUNDS TRANSFER 017324, 901115219 C100171 Payne and Hirst	\$76.24		\$2.25 CR
22/04/2020	SELL GEM.ASX 5434 AUD .92 64127833 NT2022760-002		\$4,984.33	\$4,986.58 CR
24/04/2020	BUY GEM.ASX 6628 AUD .75 64336572 NT2022760-002	\$4,985.95		\$0.63 CR
27/04/2020	FUNDS TRANSFER buy ntu tony		\$1,000.00	\$1,000.63 CR
27/04/2020	nabtrade: 8014622 FUNDS TRANSFER 082534, 389829297 buy NTU tony	\$1,000.00		\$0.63 CR
30/04/2020	INTEREST		\$0.05	\$0.68 CR
30/04/2020	FUNDS TRANSFER - PLATO INCOME MAX Ref: 631658		\$36.26	\$36.94 CR
11/05/2020	FUNDS TRANSFER Pay CKI Storage Tony		\$76.00	\$112.94 CR
11/05/2020	nabtrade: 8103607 FUNDS TRANSFER 017324, 901115219 C100171 Payne and Hirst	\$76.24		\$36.70 CR
15/05/2020	FUNDS TRANSFER DIVIDEND - EIGA DST 001241606481		\$46.09	\$82.79 CR
19/05/2020	SELL EIGA.ASX 2685 AUD 2.89 65937054 NT2022760-002		\$7,739.70	\$7,822.49 CR
19/05/2020	SELL PL8.ASX 9066 AUD .99 65932450 NT2022760-002		\$8,955.39	\$16,777.88 CR
19/05/2020	FUNDS TRANSFER sale PL8 tony	\$16,777.00		\$0.88 CR
25/05/2020	FUNDS TRANSFER Buy Pantora Tony		\$4,282.00	\$4,282.88 CR
27/05/2020	BUY PNR.ASX 23065 AUD .185 66507590 NT2022760-002	\$4,281.98		\$0.90 CR
29/05/2020	INTEREST		\$0.02	\$0.92 CR
29/05/2020	FUNDS TRANSFER - PLATO INCOME MAX Ref: 676365		\$36.26	\$37.18 CR
17/06/2020	FUNDS TRANSFER Pay ASIC/balance Tony		\$185.00	\$222.18 CR
17/06/2020	nabtrade: 8345546 FUNDS TRANSFER 082811, 248946318 inv 1005725 Payne and Hirst	\$165.00		\$57.18 CR
17/06/2020	FUNDS TRANSFER C K ART Services Tony		\$76.00	\$133.18 CR
17/06/2020	nabtrade: 8345585 FUNDS TRANSFER 017324, 901115219 C100171 Payne and Hirst	\$76.24		\$56.94 CR
17/06/2020	nabtrade: 8345594 FUNDS TRANSFER 082534, 389829297 Pay Asic Tony	\$54.00		\$2.94 CR
30/06/2020	Closing Balance			\$2.94 CR

## Payne &amp; Hirst Manufacturing P/L S/F (continued)

The following information is provided to assist in preparing your 2019/20 tax return

Account Number	083-052-303397861
Credit interest paid 2019/20 financial year	\$1.07
Withholding Tax	\$0.00

## Payne &amp; Hirst Manufacturing P/L S/F

NT2022760-005

## Account details

Account number	NT2022760-005
Interest rate as at 30/06/2020	0.75% P.A.

## Account balance summary

Opening balance	\$51,147.99 CR
Total credits	\$23,762.73
Total debits	\$60,158.00
Closing balance	\$14,752.72 CR

## Transaction details

Date	Details	Debits	Credits	Balance
01/01/2020	Balance brought forward			\$51,147.99 CR
15/01/2020	FUNDS TRANSFER Pay CK Storage tony	\$90.00		\$51,057.99 CR
28/01/2020	FUNDS TRANSFER Members drawings Tony	\$5,000.00		\$46,057.99 CR
31/01/2020	INTEREST		\$53.74	\$46,111.73 CR
03/02/2020	FUNDS TRANSFER Buy BGL Tony	\$5,000.00		\$41,111.73 CR
10/02/2020	FUNDS TRANSFER drawings tony	\$2,800.00		\$38,311.73 CR
12/02/2020	FUNDS TRANSFER Sale of HZN Tony		\$3,808.00	\$42,119.73 CR
14/02/2020	FUNDS TRANSFER ART storage tony	\$76.00		\$42,043.73 CR
17/02/2020	FUNDS TRANSFER Perdsenal drawings tony	\$2,000.00		\$40,043.73 CR
18/02/2020	FUNDS TRANSFER buy SLC Tony	\$4,000.00		\$36,043.73 CR
24/02/2020	FUNDS TRANSFER buy GEM tony	\$5,000.00		\$31,043.73 CR
26/02/2020	FUNDS TRANSFER buy MMJ tony	\$2,043.00		\$29,000.73 CR
28/02/2020	INTEREST		\$37.28	\$29,038.01 CR
13/03/2020	FUNDS TRANSFER Buy IFL GEM tony	\$14,038.00		\$15,000.01 CR
13/03/2020	FUNDS TRANSFER Personal Drawings tony	\$1,895.00		\$13,105.01 CR
13/03/2020	Please note from 13/03/2020 the interest rate on your account is 1.00%p.a.			\$13,105.01 CR
16/03/2020	FUNDS TRANSFER Pay March CKI Tony	\$77.00		\$13,028.01 CR
17/03/2020	FUNDS TRANSFER Buy Gem Tony	\$5,000.00		\$8,028.01 CR
24/03/2020	FUNDS TRANSFER woodside div tony		\$176.00	\$8,204.01 CR
27/03/2020	FUNDS TRANSFER Buy EIGA tony	\$7,500.00		\$704.01 CR
30/03/2020	FUNDS TRANSFER sell TLS tony		\$2,876.00	\$3,580.01 CR
31/03/2020	INTEREST		\$17.66	\$3,597.67 CR
20/04/2020	FUNDS TRANSFER pay Collins Kent tony	\$20.00		\$3,577.67 CR

## Payne &amp; Hirst Manufacturing P/L S/F (continued)

Transaction details (continued)				
Date	Details	Debits	Credits	Balance
21/04/2020	Please note from 21/04/2020 the interest rate on your account is 0.75%p.a.			\$3,577.67 CR
27/04/2020	FUNDS TRANSFER buy ntu tony	\$1,000.00		\$2,577.67 CR
30/04/2020	INTEREST		\$2.67	\$2,580.34 CR
11/05/2020	FUNDS TRANSFER Pay CKI Storage Tony	\$76.00		\$2,504.34 CR
19/05/2020	FUNDS TRANSFER sale PL8 tony		\$16,777.00	\$19,281.34 CR
25/05/2020	FUNDS TRANSFER Buy Pantora Tony	\$4,282.00		\$14,999.34 CR
29/05/2020	INTEREST		\$4.59	\$15,003.93 CR
17/06/2020	FUNDS TRANSFER Pay ASIC/balance Tony	\$185.00		\$14,818.93 CR
17/06/2020	FUNDS TRANSFER C K ART Services Tony	\$76.00		\$14,742.93 CR
30/06/2020	INTEREST		\$9.79	\$14,752.72 CR
30/06/2020	Closing Balance			\$14,752.72 CR

## The following information is provided to assist in preparing your 2019/20 tax return

Account Number	NT2022760-005
Credit interest paid 2019/20 financial year	\$592.97
Withholding Tax	\$0.00

Please check all entries and report apparent errors or possible unauthorised transactions immediately. NAB may subsequently adjust debits or credits, which may result in a change to your account balance to accurately reflect the obligations between us. For information on resolving problems or disputes call 13 13 80. Please retain this statement for tax purposes.

## Payne &amp; Hirst Manufacturi... High Interest Account

Account no: NT2022760-005

Product name: High Interest Account  
 Interest Rate: 0.7500 %  
 Total balance: \$4,467.03  
 Available balance: \$4,467.03  
 Interest Earned FYTD: \$14.31

[Transfer funds](#)

Transactions Account Details

## Transactions

[Download](#)

Filter by	Clear filters				77 results	1 2	Show 50	per page
01/07/2019 to 30/06/2020	remove	<b>Date</b>	<b>Type</b>	<b>Description</b>	<b>Debit</b>	<b>Credit</b>	<b>Balance</b>	
<b>Transaction</b>		30/06/2020	Interest	INTEREST		\$9.79	\$14,752.72	
<b>Transaction amount</b>		17/06/2020	Debit	FUNDS TRANSFER C K ART Servi...	\$76.00		\$14,742.93	
<b>Date</b>		17/06/2020	Debit	FUNDS TRANSFER Pay ASIC/bale...	\$185.00		\$14,818.93	
<b>7 days</b>		29/05/2020	Interest	INTEREST		\$4.59	\$15,003.93	
<b>30 days</b>		25/05/2020	Debit	FUNDS TRANSFER Buy Pantora T...	\$4,282.00		\$14,999.34	
<b>3 months</b>		19/05/2020	Credit	FUNDS TRANSFER sale PL8 ton...		\$16,777.00	\$19,281.34	
<b>6 months</b>		11/05/2020	Debit	FUNDS TRANSFER Pay CKI Stora...	\$76.00		\$2,504.34	
<b>12 months</b>		30/04/2020	Interest	INTEREST		\$2.67	\$2,580.34	
<b>YTD</b>		27/04/2020	Debit	FUNDS TRANSFER buy ntu tony	\$1,000.00		\$2,577.67	
<b>From</b> 01/07/2019		21/04/2020	InterestChange	Please note from 21/04/2020 ...			\$3,577.67	
<b>To</b> 30/06/2020		20/04/2020	Debit	FUNDS TRANSFER pay Collins K...	\$20.00		\$3,577.67	
		31/03/2020	Interest	INTEREST		\$17.66	\$3,597.67	
	<b>Apply</b>	30/03/2020	Credit	FUNDS TRANSFER sell TLS tony		\$2,876.00	\$3,580.01	
		27/03/2020	Debit	FUNDS TRANSFER Buy EIGA tony	\$7,500.00		\$704.01	
		24/03/2020	Credit	FUNDS TRANSFER woodside div ...		\$176.00	\$8,204.01	
		17/03/2020	Debit	FUNDS TRANSFER Buy Gem Tony	\$5,000.00		\$8,028.01	
		16/03/2020	Debit	FUNDS TRANSFER Pay March CKI...	\$77.00		\$13,028.01	
		13/03/2020	InterestChange	Please note from 13/03/2020 ...			\$13,105.01	
		13/03/2020	Debit	FUNDS TRANSFER Personal Draw...	\$1,895.00		\$13,105.01	
		13/03/2020	Debit	FUNDS TRANSFER Buy IFL GEM ...	\$14,038.00		\$15,000.01	
		28/02/2020	Interest	INTEREST		\$37.28	\$29,038.01	
		26/02/2020	Debit	FUNDS TRANSFER buy MMJ tony	\$2,043.00		\$29,000.73	
		24/02/2020	Debit	FUNDS TRANSFER buy GEM tony	\$5,000.00		\$31,043.73	
		18/02/2020	Debit	FUNDS TRANSFER buy SLC Tony	\$4,000.00		\$36,043.73	
		17/02/2020	Debit	FUNDS TRANSFER Pardsonal dra...	\$2,000.00		\$40,043.73	
		14/02/2020	Debit	FUNDS TRANSFER ART storage L...	\$76.00		\$42,043.73	
		12/02/2020	Credit	FUNDS TRANSFER Sale of HZN T...		\$3,808.00	\$42,119.73	
		10/02/2020	Debit	FUNDS TRANSFER drawings tony	\$2,800.00		\$38,311.73	
		3/02/2020	Debit	FUNDS TRANSFER Buy BGL Tony	\$5,000.00		\$41,111.73	
		31/01/2020	Interest	INTEREST		\$53.74	\$46,111.73	
		28/01/2020	Debit	FUNDS TRANSFER Members drawi...	\$5,000.00		\$46,057.99	
		15/01/2020	Debit	FUNDS TRANSFER Pay CK Stora...	\$90.00		\$51,057.99	
		31/12/2019	Interest	INTEREST		\$66.62	\$51,147.99	
		24/12/2019	Debit	FUNDS TRANSFER personal draw...	\$10,000.00		\$51,081.37	
		9/12/2019	Debit	FUNDS TRANSFER BUYCPH Tony	\$5,000.00		\$61,081.37	
		2/12/2019	Debit	FUNDS TRANSFER Buy TLG tony	\$2,000.00		\$66,081.37	

Date	Type	Description	Debit	Credit	Balance
2/12/2019	Debit	FUNDS TRANSFER Buy TLG 2000	\$2,000.00		\$68,081.37
29/11/2019	Interest	INTEREST		\$81.05	\$70,081.37
28/11/2019	Debit	FUNDS TRANSFER Buy MMI tony	\$3,000.00		\$70,000.32
21/11/2019	Debit	FUNDS TRANSFER buy AC8 Tony	\$2,233.00		\$73,000.32
15/11/2019	Credit	FUNDS TRANSFER Return MOY tr...		\$5,003.00	\$75,233.32
14/11/2019	Debit	FUNDS TRANSFER Buy MOY tony	\$5,000.00		\$70,230.32
14/11/2019	Debit	FUNDS TRANSFER Buy Gem Tony	\$10,000.00		\$75,230.32
14/11/2019	Debit	FUNDS TRANSFER buy GEM tony	\$5,000.00		\$85,230.32
8/11/2019	Debit	FUNDS TRANSFER to pay art st...	\$71.00		\$90,230.32
31/10/2019	Interest	INTEREST		\$83.57	\$90,301.32
28/10/2019	Credit	FUNDS TRANSFER sell ILF Tony		\$15,555.00	\$90,217.75
21/10/2019	Credit	FUNDS TRANSFER sell ILF tony		\$11,662.00	\$74,662.75
11/10/2019	InterestChange	Please note from 11/10/2019 ...			\$63,000.75
9/10/2019	Debit	FUNDS TRANSFER buy ZLD Tony	\$2,618.00		\$63,000.75
			77 results	1 2	Show 50 per page

Please check all entries and report apparent errors or possible unauthorised transactions immediately. NAB may subsequently adjust debits or credits, which may result in a change to your account balance to accurately reflect the obligations between us. For information on resolving problems or disputes call 13 13 80.

#### Important Notice

The nabtrade service (nabtrade) is the information, tracing and settlement service provided by WealthHub Securities Limited ABN 83 089 718 249 AFSL No. 230704 (WealthHub Securities), a Market Participant under the ASIC Market Integrity Rules and a wholly owned subsidiary of National Australia Bank Limited ABN 12 004 044 937 AFSL 230686 (NAB). NAB doesn't guarantee the obligations or performance of its subsidiaries or the products or services its subsidiaries offer. nabtrade doesn't provide personal advice to clients and is available to persons accessing these financial services and products while in Australia. Information has been prepared without taking into account your objectives, financial circumstances, or needs. Before acting you should consider the appropriateness of the information or general advice with regard to your objectives, financial circumstances or needs. Where the information or general advice relates to a financial product, you should consider the relevant Product Disclosure Statement or disclosure documents available at nabtrade.com.au. The value of investments and future returns may rise or fall and, at times, returns may be negative. Past performance is not a guarantee of future performance.

Australian market prices quoted reflect ASX prices only. All orders are executed in accordance with our Best Execution Policy. As a result, your order may be executed on Chi-X Australia or ASX order books at a price different from the price quoted on the Trading Site.

[nab.com.au](http://nab.com.au) | [NAB Privacy Policy](#) | [Financial Services Guide](#) | [Sitemap](#) | [Contact Us](#)

WealthHub Securities Limited. The information on this site is governed by Australian law and is subject to the nabtrade Client Agreement, terms of use and general advice warning. © National Australia Bank Limited. All rights reserved. (F)

**Account no:** NT2022760-005

### Transfer funds

Transactions Account Details

## Download

Please check all entries and report apparent errors or possible unauthorised transactions immediately. NAB may subsequently adjust debits or credits, which may result in a change to your account balance to accurately reflect the obligations between us. For information on resolving problems or disputes call 13 13 80.

## 1/2



## Statement

**PAYNE & HIRST MANUFACTURING P/L S/F**  
91 BRADMAN WAY  
URANGAN QLD 4655

**Statement period:**  
01/07/2019 to 31/12/2019  
**Statement number:**  
4

### We're committed to protecting your online security

#### ePayments code

The ePayments code outlines where you could be liable for unauthorised electronic transactions involving your login, password or PINs. Please visit [asic.gov.au](http://asic.gov.au) and search for ePayments for more information.

#### Look after your password

It's important to keep your password secret at all times. A secure password is hard to guess and needs to be between 8 and 16 characters long, and consist of both letters and numbers. Your password should not contain your birth date or a recognisable part of your name.

The nabtrade service is provided by WealthHub Securities Limited (AFSL 230704) and is provided by National Australia Bank Limited (ABN 12 004 044 937) (NAB) is the issuer of the nabtrade cash products. The nabtrade service (nabtrade) is provided by WealthHub



### Your accounts

#### Your nabtrade cash products summary

Payne & Hirst Manufacturing P/L S/F 083-052 303397861 (as at 31/12/2019)	\$0.76 CR
Payne & Hirst Manufacturing P/L S/F NT2022760-005 (as at 31/12/2019)	\$51,147.99 CR

### Payne & Hirst Manufacturing P/L S/F

083-052 303397861

#### Account details



**Billers Code : 102426**  
**Ref : 3052303397861**

**Telephone & Internet Banking — BPAY®**  
Contact your bank or financial institution to make this payment from your cheque, savings, debit or transaction account. More info: [www.bpay.com.au](http://www.bpay.com.au)

<b>BSB</b>	<b>083-052</b>
<b>Account number</b>	<b>303397861</b>
<b>Interest rate as at 31/12/2019</b>	<b>0.10% P.A.</b>

#### Account balance summary

<b>Opening balance</b>	<b>\$0.38 CR</b>
<b>Total credits</b>	<b>\$165,623.84</b>
<b>Total debits</b>	<b>\$165,623.46</b>
<b>Closing balance</b>	<b>\$0.76 CR</b>

#### Transaction details

Date	Details	Debits	Credits	Balance
01/07/2019	Balance brought forward			\$0.38 CR
01/07/2019	FUNDS TRANSFER buy MMJ tony		\$5,000.00	\$5,000.38 CR
04/07/2019	FUNDS TRANSFER payasic / balance Payne and Hirst	\$218.00		\$5,218.38 CR

## Payne &amp; Hirst Manufacturing P/L S/F (continued)

Transaction details (continued)				
Date	Details	Debits	Credits	Balance
04/07/2019	nabtrade: 6386735 FUNDS TRANSFER 082811, 248946318 l002717 Payne and Hirst	\$165.00		\$5,053.38 CR
04/07/2019	nabtrade: 6386772 FUNDS TRANSFER 082534, 311445138 ASIC Payment Payne and Hirst	\$53.00		\$5,000.38 CR
04/07/2019	nabtrade: 6386792 FUNDS TRANSFER 082534, 311445138 ASIC Tony		\$53.00	\$5,053.38 CR
04/07/2019	nabtrade: 6386801 FUNDS TRANSFER 082534, 389829297 ASIC payment Payne and Hirst	\$53.00		\$5,000.38 CR
08/07/2019	FUNDS TRANSFER Pay CK art service Tony		\$71.00	\$5,071.38 CR
08/07/2019	nabtrade: 6403190 FUNDS TRANSFER 017324, 901115219 C100171 Payne and Hirst	\$70.60		\$5,000.78 CR
10/07/2019	FUNDS TRANSFER Brainchip offer tONY		\$1,500.00	\$6,500.78 CR
10/07/2019	nabtrade: 6413987 FUNDS TRANSFER 082534, 389829297 Brainchip offer Tony	\$1,500.00		\$5,000.78 CR
12/07/2019	BUY HZN.ASX 41542 AUD .12 51078900 NT2022760-002	\$4,999.99		\$0.79 CR
15/07/2019	FUNDS TRANSFER Buy TLG Tony		\$3,254.00	\$3,254.79 CR
17/07/2019	SELL WOW.ASX 313 AUD 34.21 51245832 NT2022760-002		\$10,687.78	\$13,942.57 CR
17/07/2019	FUNDS TRANSFER Transfer Tony	\$13,942.00		\$0.57 CR
18/07/2019	FUNDS TRANSFER Buy MMJ Tony		\$3,942.00	\$3,942.57 CR
22/07/2019	BUY MMJ.ASX 13779 AUD .285 51415931 NT2022760-002	\$3,941.97		\$0.60 CR
22/07/2019	FUNDS TRANSFER Buy 4DS Tony		\$5,000.00	\$5,000.60 CR
22/07/2019	nabtrade: 6471164 FUNDS TRANSFER 082534, 389829297 BUY 4DS Tony	\$5,000.00		\$0.60 CR
25/07/2019	FUNDS TRANSFER - 4DS MEMORY LIMIT REF: 143481		\$1,338.59	\$1,339.19 CR
26/07/2019	FUNDS TRANSFER Refund Tony	\$1,339.00		\$0.19 CR
31/07/2019	INTEREST		\$0.17	\$0.36 CR
01/08/2019	FUNDS TRANSFER Pay Acis Super Tony		\$66.00	\$66.36 CR
01/08/2019	nabtrade: 6517245 FUNDS TRANSFER 034001, 265276 559881 Payne and Hirst	\$66.00		\$0.36 CR
05/08/2019	FUNDS TRANSFER Buy PNR Tony		\$3,000.00	\$3,000.36 CR
06/08/2019	FUNDS TRANSFER cancel PNR tony	\$3,000.00		\$0.36 CR
06/08/2019	FUNDS TRANSFER BUY WAF tony		\$6,000.00	\$6,000.36 CR
06/08/2019	FUNDS TRANSFER Buy GEM Tony		\$10,000.00	\$16,000.36 CR
07/08/2019	nabtrade: 6539667 FUNDS TRANSFER 017324, 901115219 C100171 Payne and Hirst	\$70.60		\$15,929.76 CR
07/08/2019	FUNDS TRANSFER cancel GEM order Tony	\$9,930.00		\$5,999.76 CR
08/08/2019	BUY WAF.ASX 15736 AUD .38 52173476 NT2022760-002	\$5,999.63		\$0.13 CR
21/08/2019	FUNDS TRANSFER Buy AWC Tony		\$15,000.00	\$15,000.13 CR
22/08/2019	nabtrade: 6604191 FUNDS TRANSFER 082534, 311445138 C and K payments tony		\$44.00	\$15,044.13 CR
23/08/2019	BUY AWC.ASX 6967 AUD 2.15 52824895 NT2022760-002	\$14,999.00		\$45.13 CR
23/08/2019	FUNDS TRANSFER transfer Tony	\$45.00		\$0.13 CR
30/08/2019	INTEREST		\$0.15	\$0.28 CR
09/09/2019	SELL MYR.ASX 6959 AUD .625 53411503 NT2022760-002		\$4,334.43	\$4,334.71 CR

## Payne &amp; Hirst Manufacturing P/L S/F (continued)

Transaction details (continued)				
Date	Details	Debits	Credits	Balance
10/09/2019	nabtrade: 6682954 FUNDS TRANSFER 017324, 901115219 C100171 Payne and Hirst	\$76.24		\$4,258.47 CR
10/09/2019	SELL AWC.ASX 6967 AUD 2.23 53481569 NT2022760-002		\$15,516.46	\$19,774.93 CR
11/09/2019	FUNDS TRANSFER sell MYR AWC tony	\$19,774.00		\$0.93 CR
12/09/2019	FUNDS TRANSFER DIVIDEND - ALUMINA LIMITED SEP19/00848068		\$454.85	\$455.78 CR
13/09/2019	FUNDS TRANSFER awc dividednd tony	\$455.00		\$0.78 CR
18/09/2019	FUNDS TRANSFER Pay Balance super Tony		\$2,970.00	\$2,970.78 CR
18/09/2019	nabtrade: 6725770 FUNDS TRANSFER 082811, 248946318 inv.1003689 Payne and Hirst	\$2,585.00		\$385.78 CR
18/09/2019	nabtrade: 6725814 FUNDS TRANSFER 015056, 387392386 SNSF Audit Payne and Hirst	\$385.00		\$0.78 CR
20/09/2019	FUNDS TRANSFER DIVIDEND - WOODSIDE INT19/00660554		\$112.87	\$113.65 CR
24/09/2019	nabtrade: 6759413 FUNDS TRANSFER 082534, 311445138 ATO refund Tony		\$1,373.00	\$1,486.65 CR
24/09/2019	FUNDS TRANSFER ATO refund Tony	\$1,486.00		\$0.65 CR
26/09/2019	FUNDS TRANSFER DIVIDEND - TLS FNL DIV 001233003495		\$256.00	\$256.65 CR
27/09/2019	FUNDS TRANSFER TLS dividend Tony	\$256.00		\$0.65 CR
27/09/2019	FUNDS TRANSFER DIVIDEND - IOOF DIVIDEND 500106352844		\$1,074.83	\$1,075.48 CR
27/09/2019	FUNDS TRANSFER DIVIDEND - CL1 DIV 001234176778		\$58.50	\$1,133.98 CR
30/09/2019	FUNDS TRANSFER IFL dividend Tony	\$1,133.00		\$0.98 CR
30/09/2019	INTEREST		\$0.06	\$1.04 CR
03/10/2019	FUNDS TRANSFER DIVIDEND - G8 EDUCATION DIV 001234635253		\$113.53	\$114.57 CR
07/10/2019	nabtrade: 6863482 FUNDS TRANSFER 017324, 901115219 C100171 Payne and Hirst	\$70.60		\$43.97 CR
09/10/2019	FUNDS TRANSFER buy ZLD Tony		\$2,618.00	\$2,661.97 CR
11/10/2019	BUY ZLD.ASX 32268 AUD .082 54719571 NT2022760-002	\$2,660.93		\$1.04 CR
21/10/2019	SELL IFL.ASX 1657 AUD 7.05 55062523 NT2022760-002		\$11,661.90	\$11,662.94 CR
21/10/2019	FUNDS TRANSFER sell ILF tony	\$11,662.00		\$0.94 CR
23/10/2019	FUNDS TRANSFER DIVIDEND - SRG DIVIDEND OCT19/00803380		\$154.24	\$155.18 CR
28/10/2019	SELL IFL.ASX 2000 AUD 7.71 55258679 NT2022760-002		\$15,400.05	\$15,555.23 CR
28/10/2019	FUNDS TRANSFER sell ILF Tony	\$15,555.00		\$0.23 CR
31/10/2019	INTEREST		\$0.02	\$0.25 CR
08/11/2019	FUNDS TRANSFER to pay art storage tony		\$71.00	\$71.25 CR
08/11/2019	nabtrade: 7030940 FUNDS TRANSFER 017324, 901115219 C100171 Payne and Hirst	\$70.60		\$0.65 CR
14/11/2019	FUNDS TRANSFER buy GEM tony		\$5,000.00	\$5,000.65 CR
14/11/2019	FUNDS TRANSFER Buy Gem Tony		\$10,000.00	\$15,000.65 CR
14/11/2019	FUNDS TRANSFER Buy MOY tony		\$5,000.00	\$20,000.65 CR
15/11/2019	FUNDS TRANSFER Return MOY trade Tony	\$5,003.00		\$14,997.65 CR
18/11/2019	BUY GEM.ASX 2318 AUD 2.15 56033083 NT2022760-002	\$4,998.65		\$9,999.00 CR
18/11/2019	BUY GEM.ASX 4844 AUD 2.06 56040627 NT2022760-002	\$9,998.59		\$0.41 CR
21/11/2019	nabtrade: 7082365 FUNDS TRANSFER 082534, 389829297 CKI RENT Tony		\$46.00	\$46.41 CR

## Payne &amp; Hirst Manufacturing P/L S/F (continued)

Transaction details (continued)				
Date	Details	Debits	Credits	Balance
21/11/2019	FUNDS TRANSFER buy AC8 Tony		\$2,233.00	\$2,279.41 CR
25/11/2019	BUY AC8.ASX 9636 AUD .235 56293968 NT2022760-002	\$2,279.41		\$0.00 CR
28/11/2019	FUNDS TRANSFER Buy MMI tony		\$3,000.00	\$3,000.00 CR
29/11/2019	INTEREST		\$0.22	\$3,000.22 CR
02/12/2019	FUNDS TRANSFER Buy TLG 2000		\$2,000.00	\$5,000.22 CR
02/12/2019	FUNDS TRANSFER Buy TLG tony		\$2,000.00	\$7,000.22 CR
02/12/2019	nabtrade: 7126918 FUNDS TRANSFER 082534, 389829297 Buy TLG BPAY Tony	\$2,000.00		\$5,000.22 CR
04/12/2019	BUY CPH.ASX 21321 AUD .14 56672665 NT2022760-002	\$2,999.89		\$2,000.33 CR
05/12/2019	nabtrade: 7144127 FUNDS TRANSFER 017324, 901115219 C100171 Payne and Hirst	\$70.60		\$1,929.73 CR
09/12/2019	FUNDS TRANSFER BUYCPH Tony		\$5,000.00	\$6,929.73 CR
11/12/2019	BUY CPH.ASX 14729 AUD .13 56900616 NT2022760-002	\$1,929.72		\$5,000.01 CR
16/12/2019	BUY SLC.ASX 5331 AUD .935 57023439 NT2022760-002	\$4,999.44		\$0.57 CR
24/12/2019	FUNDS TRANSFER personal drawing tony		\$10,000.00	\$10,000.57 CR
24/12/2019	nabtrade: 7244499 FUNDS TRANSFER 082534, 479484405 personal sdrawing tony	\$10,000.00		\$0.57 CR
31/12/2019	INTEREST		\$0.19	\$0.76 CR
31/12/2019	Closing Balance			\$0.76 CR

## Payne &amp; Hirst Manufacturing P/L S/F

NT2022760-005

Account details	
Account number	NT2022760-005
Interest rate as at 31/12/2019	1.25% P.A.

Account balance summary	
Opening balance	\$70,043.75 CR
Total credits	\$84,047.24
Total debits	\$102,943.00
Closing balance	\$51,147.99 CR

Transaction details				
Date	Details	Debits	Credits	Balance
01/07/2019	Balance brought forward			\$70,043.75 CR
01/07/2019	FUNDS TRANSFER buy MMJ tony	\$5,000.00		\$65,043.75 CR
04/07/2019	FUNDS TRANSFER payasic / balance Payne and Hirst	\$218.00		\$64,825.75 CR
08/07/2019	FUNDS TRANSFER Pay CK art service Tony	\$71.00		\$64,754.75 CR
10/07/2019	FUNDS TRANSFER Brainchip offer tONY	\$1,500.00		\$63,254.75 CR
15/07/2019	FUNDS TRANSFER Buy TLG Tony	\$3,254.00		\$60,000.75 CR
17/07/2019	FUNDS TRANSFER Transfer Tony		\$13,942.00	\$73,942.75 CR
18/07/2019	FUNDS TRANSFER Buy MMJ Tony	\$3,942.00		\$70,000.75 CR

## Payne &amp; Hirst Manufacturing P/L S/F (continued)

Transaction details (continued)				
Date	Details	Debits	Credits	Balance
19/07/2019	Please note from 19/07/2019 the interest rate on your account is 1.50%p.a.			\$70,000.75 CR
22/07/2019	FUNDS TRANSFER Buy 4DS Tony	\$5,000.00		\$65,000.75 CR
26/07/2019	FUNDS TRANSFER Refund Tony		\$1,339.00	\$66,339.75 CR
31/07/2019	INTEREST		\$98.87	\$66,438.62 CR
01/08/2019	FUNDS TRANSFER Pay Acis Super Tony	\$66.00		\$66,372.62 CR
05/08/2019	FUNDS TRANSFER Buy PNR Tony	\$3,000.00		\$63,372.62 CR
06/08/2019	FUNDS TRANSFER cancel PNR tony		\$3,000.00	\$66,372.62 CR
06/08/2019	FUNDS TRANSFER BUY WAF tony	\$6,000.00		\$60,372.62 CR
06/08/2019	FUNDS TRANSFER Buy GEM Tony	\$10,000.00		\$50,372.62 CR
07/08/2019	FUNDS TRANSFER cancel GEM order Tony		\$9,930.00	\$60,302.62 CR
21/08/2019	FUNDS TRANSFER Buy AWC Tony	\$15,000.00		\$45,302.62 CR
23/08/2019	FUNDS TRANSFER transfer Tony		\$45.00	\$45,347.62 CR
30/08/2019	INTEREST		\$69.78	\$45,417.40 CR
11/09/2019	FUNDS TRANSFER sell MYR AWC tony		\$19,774.00	\$65,191.40 CR
13/09/2019	FUNDS TRANSFER awc dividednd tony		\$455.00	\$65,646.40 CR
18/09/2019	FUNDS TRANSFER Pay Balance super Tony	\$2,970.00		\$62,676.40 CR
24/09/2019	FUNDS TRANSFER ATO refund Tony		\$1,486.00	\$64,162.40 CR
27/09/2019	FUNDS TRANSFER TLS dividend Tony		\$256.00	\$64,418.40 CR
30/09/2019	FUNDS TRANSFER IFL dividend Tony		\$1,133.00	\$65,551.40 CR
30/09/2019	INTEREST		\$67.35	\$65,618.75 CR
09/10/2019	FUNDS TRANSFER buy ZLD Tony	\$2,618.00		\$63,000.75 CR
11/10/2019	Please note from 11/10/2019 the interest rate on your account is 1.25%p.a.			\$63,000.75 CR
21/10/2019	FUNDS TRANSFER sell ILF tony		\$11,662.00	\$74,662.75 CR
28/10/2019	FUNDS TRANSFER sell ILF Tony		\$15,555.00	\$90,217.75 CR
31/10/2019	INTEREST		\$83.57	\$90,301.32 CR
08/11/2019	FUNDS TRANSFER to pay art storage tony	\$71.00		\$90,230.32 CR
14/11/2019	FUNDS TRANSFER buy GEM tony	\$5,000.00		\$85,230.32 CR
14/11/2019	FUNDS TRANSFER Buy Gem Tony	\$10,000.00		\$75,230.32 CR
14/11/2019	FUNDS TRANSFER Buy MOY tony	\$5,000.00		\$70,230.32 CR
15/11/2019	FUNDS TRANSFER Return MOY trade Tony		\$5,003.00	\$75,233.32 CR
21/11/2019	FUNDS TRANSFER buy AC8 Tony	\$2,233.00		\$73,000.32 CR
28/11/2019	FUNDS TRANSFER Buy MMI tony	\$3,000.00		\$70,000.32 CR
29/11/2019	INTEREST		\$81.05	\$70,081.37 CR
02/12/2019	FUNDS TRANSFER Buy TLG 2000	\$2,000.00		\$68,081.37 CR
02/12/2019	FUNDS TRANSFER Buy TLG tony	\$2,000.00		\$66,081.37 CR
09/12/2019	FUNDS TRANSFER BUYCPH Tony	\$5,000.00		\$61,081.37 CR
24/12/2019	FUNDS TRANSFER personal drawing tony	\$10,000.00		\$51,081.37 CR
31/12/2019	INTEREST		\$66.62	\$51,147.99 CR

## Payne &amp; Hirst Manufacturing P/L S/F (continued)

Transaction details (continued)			
Date	Details	Debits	Credits Balance
31/12/2019	Closing Balance		\$51,147.99 CR

Please check all entries and report apparent errors or possible unauthorised transactions immediately. NAB may subsequently adjust debits or credits, which may result in a change to your account balance to accurately reflect the obligations between us. For information on resolving problems or disputes call 13 13 80. Please retain this statement for tax purposes.

**CK Art Services Pty Ltd**

Level 8  
350 Collins Street  
Melbourne Vic 3000

16

**Purchase Register [All Purchases]****July 2019 through June 2020****Page 1**

7/07/2020  
3:26:57 PM

Date	PO #	Supplier Inv #	Supplier Name	Amount	Amount Due	Status	Received
22/07/2019	00011295		Tony De Jesus	\$22.31	\$0.00	Closed	
19/08/2019	00011338		Tony De Jesus	\$22.31	\$0.00	Closed	
18/09/2019	00011383		Tony De Jesus	\$22.31	\$0.00	Closed	
18/10/2019	00011435		Tony De Jesus	\$22.31	\$0.00	Closed	
18/11/2019	00011481		Tony De Jesus	\$22.31	\$0.00	Closed	
18/12/2019	00011535		Tony De Jesus	\$22.31	\$0.00	Closed	
20/01/2020	00011577		Tony De Jesus	\$22.31	\$0.00	Closed	
18/02/2020	00011636		Tony De Jesus	\$22.31	\$0.00	Closed	
Total				\$178.48	\$0.00		

ART RENTAL INCOME.

**CK Art Services Pty Ltd**

Level 8  
350 Collins Street  
Melbourne Vic 3000

17

**Sales Register [All Sales]****July 2019 through June 2020**

7/07/2020  
3:25:40 PM

Page 1

Date	Invoice #	Customer PO #	Customer Name	Amount	Amount Due	Status
1/07/2019	00004352	C100171	Payne & Hirst Manufacturing Pt	\$70.60	\$0.00	Closed
2/08/2019	00004491	C100171	Payne & Hirst Manufacturing Pt	\$70.60	\$0.00	Closed
4/09/2019	00004613	C100171	Payne & Hirst Manufacturing Pt	\$76.24	\$0.00	Closed
1/10/2019	00004733	C100171	Payne & Hirst Manufacturing Pt	\$76.24	\$0.00	Closed
1/11/2019	00004847	C100171	Payne & Hirst Manufacturing Pt	\$76.24	\$0.00	Closed
2/12/2019	00004961	C100171	Payne & Hirst Manufacturing Pt	\$76.24	\$0.00	Closed
6/01/2020	00005077	C100171	Payne & Hirst Manufacturing Pt	\$76.24	\$0.00	Closed
3/02/2020	00005185	C100171	Payne & Hirst Manufacturing Pt	\$70.24	\$0.00	Closed
2/03/2020	00005297	C100171	Payne & Hirst Manufacturing Pt	\$76.24	\$0.00	Closed
1/04/2020	00005410	C100171	Payne & Hirst Manufacturing Pt	\$76.24	\$0.00	Closed
4/05/2020	00005518	C100171	Payne & Hirst Manufacturing Pt	\$76.24	\$0.00	Closed
1/06/2020	00005624	C100171	Payne & Hirst Manufacturing Pt	\$76.24	\$0.00	Closed
Total				\$897.60	\$0.00	

ART STORAGE ~~AND~~ INSURANCE.



**Matt Pullen**

---

**From:** tdejesus@iprimus.com.au  
**Sent:** 4 September 2020 4:46 PM  
**To:** Matt Pullen  
**Subject:** RE: Super Queries  
**Attachments:** March 2019.pdf

Hi Matt,

VMI shares are as last year 610,625, and no income  
I haven't used commsec since well before 2020 financial year  
Find attached the last transaction from Adelaide bank I withdrew the remaining funds and haven't used the account since.

Regards

Tony

---

**From:** Matt Pullen  
**Sent:** Friday, 4 September 2020 11:44 AM  
**To:** Tony DE Jesus <tdejesus@iprimus.com.au>  
**Subject:** Super Queries

Hi Tony,

Just have the final queries so I can finish off the fund for the year.

1. Vending machines shares – Do you have a confirmation of balance as at 30 June 2020? Any income this year?
2. Commsec International Account? Any trading or balance? There was a small cash balance and a couple of shares as at 30 June 2019.
3. Adelaide bank account had a balance as at 30 June 2019. Do you have any transaction printout? I am happy to clear it out but auditor will ask for confirmation

Thanks Tony

Kind regards

**Matt Pullen** B.Bus CA  
*Partner*

**E:** [matt@balance.accountants](mailto:matt@balance.accountants) **W:** [www.balance.accountants](http://www.balance.accountants)


**Cowra Office** T: 02 6342 3524 F: 02 6342 1161 A: 18 Redfern Street, PO Box 727 Cowra NSW 2794  
**Grenfell Office** T: 02 6343 1233 F: 02 6343 1263 A: 11 Short Street, PO Box 63 Grenfell NSW 2810

**ARTWORK VALUATION**

<b>Prepared for</b>	Anthony De Jesus
<b>Valuation Date</b>	November 23 2018
<b>Ref</b>	23111800023854

ARTWORK DETAILS

**Medium:** Etching on Arches  
**Signed:** Yes  
**Artist:** Joan Miró  
**Title:** Revenants 1974-1981  
**Creation Date:** Late 1970s  
**Measurements:** Height: 90, Width: 63 cm  
**Brood Media:** Prints & Graphic Art  
**Labels on back:** no photo



DESCRIPTION OF ARTWORK

Abstract etching in black and white.

## FAIR MARKET VALUE

A valuation is not a certificate of authenticity of an artwork

Fair market value is the price that property would sell for on the open market. It is the price that would be agreed on between a willing buyer and a willing seller, with neither being required to act and both having reasonable knowledge of the relevant facts. This value is available only for artists included in MutualArt.com database of auction houses.

Minimum: 4000 USD  
Maximum: 6000 USD

AM = 1,285

## REFERENCES

Bonhams & Butterfields, San Francisco, CA, April 19, 2005, Lot#1078  
"Les Revenants II", etching, aquatint, (handcolored) pastel & crayon, /paper, 35 5/8" x 25 5/8"  
Est:\$5,000-\$7,000, Hammer price:\$4,000

John Moran, Monrovia, USA, November 13, 2018, Lot#1019  
"Constellations", etching, aquatint/paper, 17 1/2" x 14 1/4"  
Est:\$3,000-\$5,000, Hammer price:\$2,000, \$2,500 includes buyer's premium.

Casa d'Aste Capitolium, Brescia, Italy, October 23, 2018, lot#6  
Dalla serie "Mallorca", etching, aquatint/paper, 28" x 34"  
Est:\$2,295-\$3,443, Hammer price:\$1,607, \$1,960 includes buyer's premium.

## MUTUALART VALUATION SERVICES – GENERAL TERMS & CONDITIONS

1. Mutual Art Services Inc., the operator of MutualArt.com ("MutualArt" or "Us" or "We") offers valuation and appraisal services to you ("You"), for a work of art for which you provide Us with the information about the "Artwork", subject to your agreement to adhere to the following terms and conditions. The Terms and Conditions detailed in this agreement (the "Agreement") herein below are subject to change at any time, without prior notice.
2. The online valuation services, offered to you by MutualArt, will be based solely on the images and information provided to Us by You. The outcome of this online valuation is only as good as the information You will provide Us with, regarding the description, condition and provenance which may greatly affect the value of the Artwork. An online valuation is limited in that it cannot provide the same detail as an in-person appraisal.
3. MutualArt aims to provide Your valuation report on the basis of a Fair Market Price, which is considered to be the price at which a willing buyer and a willing seller, neither under any compulsion to buy or sell, without the necessity of a forced sale and commensurate with the market in which the item most commonly sells and with both parties having reasonable knowledge of the relevant facts agree on the sale price of the property. This valuation reflects Our opinion of the fair market value which has been established by rarity, comparability to similar items in the current market being offered and sold at private galleries and public auctions, published sales records, desirability, condition, and recent market trends.
4. MutualArt shall provide you with a report containing a valuation (high and low estimates), of the Fair Market Price, based on the information and the photograph of the Artwork provided by You (the "Valuation Report"). MutualArt, at its sole discretion may refuse to provide You with a Valuation Report, without the need to provide any explanation or reasoning.
5. The price of the Valuation Report will be as per the rate card of MutualArt and as published on the MutualArt website. MutualArt reserves the right to adjust the prices from time to time and offer special offers and discounts at its sole discretion. Payments received for the Valuation Report are non-refundable, unless the Valuation Report was not provided to You within 6 business days as of the date payment was made, provided that all submitted information was complete and satisfactory. Should You decide to accept the Valuation Report despite the late delivery, You will be required to pay 50% of its full list price.
6. MutualArt does not take into account for the purpose of the Valuation Report resale price, sales expenses, commissions You might be required to pay or taxes that may be levied on the sale. As such, the valuation is an estimate on the gross amount a buyer might be willing to pay, ignoring all and any expenses that may apply.
7. All information provided to MutualArt regarding your Artwork is deemed accurate and complete. MutualArt shall not be held liable nor shall it be accountable in any manner for any errors or omissions due to inaccuracy or missing information provided to Us. MutualArt expects that You provide all and any documents and information that may be accessible to You or in Your possession or control (i.e. invoices, sale receipts, Certificates of Authenticity, previous insurance schedules, previous appraisal reports, etc.).
8. By providing MutualArt with information, images and any other material (in any form), (the "Material"), You warrant MutualArt that You have obtained the right of use in the Material and that no third party rights are infringed by providing it to MutualArt. You grant MutualArt with a worldwide, non-exclusive, perpetual, royalty free license to use any of the Material for its own purpose and benefit.
9. By requesting the Valuation Report You warrant to MutualArt that you are duly authorized to request such a Valuation Report regarding the Artwork and that each of the Artworks submitted for valuation is free from any third party interests, liens, restrictions, encumbrances or any form of claims.
10. MutualArt assumes that there are no hidden conditions and therefore assumes no responsibility for the same.
11. Information, estimates and opinions furnished to You by MutualArt, which may be contained in this report, were obtained from sources considered reliable and believed to be true and correct. No responsibility for the accuracy of items furnished to MutualArt by other parties may be assumed by MutualArt.



12. Unless We state otherwise, the Valuation Report will be provided on the basis of the information provided by You, without any physical inspection, restoration work or any other physical action pertaining to the Artwork, or any research into the Artwork's background or history.
13. In the Valuation Report We base our conclusions on our opinion rather than on fact. MutualArt does not provide guarantee or warranty or any representations regarding the authenticity, origin, provenance, age or condition of the Artwork. Nor does MutualArt guarantee or warrants the functionality, longevity or merchantability of the Artwork or its fitness to any purpose.
14. Our estimate of the Fair Market Price, does not guarantee that the same will indeed be achieved once sold.
15. In the event that an error is made in the Valuation Report, the liability of MutualArt shall be limited to the amount of the fee for the appraisal You paid. The online valuation is furnished to You for Your use at your own risk. You have no remedy for damages. MutualArt will not be held liable and You will have no remedy for damages for any claim of any kind whatsoever concerning Your use of the appraisal regardless of legal theory and whether arising in tort or contract. In no event will MutualArt be liable to You for any special, indirect, incidental, or consequential damages of any kind including but not limited to compensation, reimbursement, or damages on account of the loss of present or prospective profits or for any other reason whatsoever.
16. The Valuation Report is not an appraisal report and is provided to You only and is not transferable without MutualArt's prior written consent. It shall remain the copyright of MutualArt and may not be used for any official or formal purposes such as, but not limited to in legal proceeding, insurance purposes or any of the like. Should what You need is an appraisal report to be used for any of the above, please proceed to the appraisal page on MutualArt.
17. By paying for the Valuation Report You enter into this binding agreement and acknowledge that the valuation is an estimate that is a matter of reasonable opinion and as such opinions as to the Fair Market Price may vary and differ from each other. Values may change due to market conditions in general or in particular, and any individual Artwork may be affected by specific conditions that may not be known at the time of valuation. You should also be aware that the Valuation Report is provided for a given date on which it was prepared.
18. If You do not agree with the above stated terms or if You do not wish to enter into this binding agreement, do not proceed with this process.
19. If there is any dispute about or involving the Valuation Report, you agree that the dispute shall be governed by the laws of the BV without regard to conflict of law provisions and you agree that all claims relating to MutualArt be adjudicated exclusively in the applicable courts located in the BV, provided that the foregoing shall not prevent MutualArt from seeking injunctive or equitable relief in any court of competent jurisdiction.
20. You agree to indemnify and hold MutualArt, its subsidiaries, and affiliates, and their respective officers, agents, partners and employees, harmless from any loss, liability, claim, or demand, including reasonable attorneys' fees, made by any third party arising out of or relating to Your accepting of the Valuation Report, Your breach of this Agreement, any breach of your representations and warranties set forth above or if any information You provided to MutualArt or your use of the MutualArt Valuation Report causes MutualArt to be liable to or subject to a claim by another.
21. This Agreement is accepted upon your payment for the Valuation Report to be provided by MutualArt. This Agreement constitutes the entire agreement between You and MutualArt regarding the purchase of the Valuation Report. The failure of MutualArt to exercise or enforce any right or provision of this Agreement shall not operate as a waiver of such right or provision. MutualArt is a trademark of MutualArt Holdings Inc. This Agreement operates to the fullest extent permissible by law. If any provision of this Agreement is unlawful, void or unenforceable, that provision is deemed severable from this Agreement and shall be replaced by an enforceable provision most nearly approximating the intent of the original provision and does not affect the validity and enforceability of any remaining provisions.

# ARTWORK VALUATION

Prepared for	Anthony De Jesus
Valuation Date	November 23 2018
Ref	23111800023855

## ARTWORK DETAILS

Medium:	colour lithograph
Signed:	Yes
Artist:	Henry Moore
Title:	Reclining Figure with Architectural background
Creation Date:	Late 20th Century
Measurements:	Height: 57, Width: 77 cm
Broad Media:	Prints & Graphic Art
Labels on back:	no photo



## DESCRIPTION OF ARTWORK

color lithograph depicts abstract reclining figure (akin to Moore sculptures) on pedestal form in black and white with sepia toned background. background has an architectural feel.



## FAIR MARKET VALUE

A valuation is not a certificate of authenticity of an artwork

Fair market value is the price that property would sell for on the open market. It is the price that would be agreed on between a willing buyer and a willing seller, with neither being required to act and both having reasonable knowledge of the relevant facts. This value is available only for artists included in MutualArt.com database of auction houses.

Minimum: 2000 USD  
Maximum: 3000 USD  
AM = 3,643

## REFERENCES

Rusterholz Auktionen, Switzerland, January 28, 2017, Lot#199  
"Reclining Figure", lithograph in colors, 22 1/4" x 15"  
Est.\$900-\$1,300, Hammer price:\$1,400

David Rago, Lambertville, NJ, November 17, 2012, Lot#73  
"Reclining Figure", lithograph in colors, 17 3/8" x 20 3/4"  
Est.\$1,000-\$1,500, Hammer price:\$800

Ewbank, Send, Woking, UK, July 14, 2016, Lot#531  
"Reclining Figures", lithograph in colors, 14 1/6" x 11 3/8"  
Est.\$661-\$926, Hammer price:\$569



## MUTUALART VALUATION SERVICES – GENERAL TERMS & CONDITIONS

1. Mutual Art Services Inc., the operator of MutualArt.com ("MutualArt" or "Us" or "We") offers valuation and appraisal services to you ("You"), for a works of art for which you provide us with the information about (the "Artwork"), subject to your agreement to adhere to the following terms and conditions. The Terms and Conditions detailed in this agreement (the "Agreement") herein below are subject to change at any time, without prior notice.
2. The online valuation services, offered to you by MutualArt, will be based solely on the images and information provided to Us by You. The outcome of this online valuation is only as good as the information You will provide Us with, regarding the description, condition and provenance which may greatly affect the value of the Artwork. An online valuation is limited in that it cannot provide the same detail as an in-person appraisal.
3. MutualArt aims to provide Your valuation report on the basis of a Fair Market Price, which is considered to be the price at which a willing buyer and a willing seller, neither under any compulsion to buy or sell, without the necessity of a forced sale and commensurate with the market in which the item most commonly sells and with both parties having reasonable knowledge of the relevant facts agree on the sale price of the property. This valuation reflects Our opinion of the fair market value which has been established by rarity, comparability to similar items in the current market being offered and sold at private galleries and public auctions, published sales records, desirability, condition, and recent market trends.
4. MutualArt shall provide you with a report containing a valuation (high and low estimates) of the Fair Market Price, based on the information and the photograph of the Artwork provided by You (the "Valuation Report"). MutualArt, at its sole discretion may refuse to provide You with a Valuation Report, without the need to provide any explanation or reasoning.
5. The price of the Valuation Report will be as per the rate card of MutualArt and as published on the MutualArt website. MutualArt reserves the right to adjust the prices from time to time and offer special offers and discounts at its sole discretion. Payments received for the Valuation Report are non refundable, unless the Valuation Report was not provided to You within 6 business days as of the date payment was made, provided that all submitted information was complete and satisfactory. Should You decide to accept the Valuation Report despite the late delivery, You will be required to pay 50% of its full list price.
6. MutualArt does not take into account for the purpose of the Valuation Report reserve price, sales expenses, commissions You might be required to pay or taxes that may be levied on the sale. As such, the valuation is an estimate on the gross amount a buyer might be willing to pay, ignoring all and any expenses that may apply.
7. All information provided to MutualArt regarding your Artwork is deemed accurate and complete. MutualArt shall not be held liable nor shall it be accountable in any manner for any errors or omissions due to inaccuracy or missing information provided to Us. MutualArt expects that You provide all and any documents and information that may be accessible to You or in Your possession or control (i.e. invoices, sale receipts, Certificates of Authenticity, previous insurance schedules, previous appraisal reports, etc.).
8. By providing MutualArt with information, images and any other material (in any form), (the "Material"), You warrant MutualArt that You have obtained the right of use in the Material and that no third party rights are infringed by providing it to MutualArt. You grant MutualArt with a worldwide, non-exclusive, perpetual, royalty free license to use any of the Material for its own purpose and benefit.
9. By requesting the Valuation Report You warrant to MutualArt that you are duly authorized to request such a Valuation Report regarding the Artwork and that each of the Artworks submitted for valuation is free from any third party interests, liens, restrictions, encumbrances or any form of claims.
10. MutualArt assumes that there are no hidden conditions and therefore assumes no responsibility for the same.
11. Information, estimates and opinions furnished to You by MutualArt, which may be contained in this report, were obtained from sources considered reliable and believed to be true and correct. No responsibility for the accuracy of items furnished to MutualArt by other parties may be assumed by MutualArt.



12. Unless We state otherwise, the Valuation Report will be provided on the basis of the information provided by You, without any physical inspection, restoration work or any other physical action pertaining to the Artwork, or any research into the Artwork's background or history.
13. In the Valuation Report We base our conclusions on our opinion rather than on fact. MutualArt does not provide guarantee or warranty or any representations regarding the authenticity, origin, provenance, age or condition of the Artwork. Nor does MutualArt guarantee or warrants the functionality, longevity or merchantability of the Artwork or its fitness to any purpose.
14. Our estimate of the Fair Market Price, does not guarantee that the same will indeed be achieved once sold.
15. In the event that an error is made in the Valuation Report, the liability of MutualArt shall be limited to the amount of the fee for the appraisal You paid. The online valuation is furnished to You for Your use at your own risk. You have no remedy for damages. MutualArt will not be held liable and You will have no remedy for damages for any claim of any kind whatsoever concerning Your use of the appraisal regardless of legal theory, and whether arising in tort or contract. In no event will MutualArt be liable to You for any special, indirect, incidental, or consequential damages of any kind including but not limited to compensation, reimbursement, or damages on account of the loss of present or prospective profits or for any other reason whatsoever.
16. The Valuation Report is not an appraisal report and is provided to You only and is not transferable without MutualArt's prior written consent. It shall remain the copyright of MutualArt and may not be used for any official or formal purposes such as, but not limited to in legal proceeding, insurance purposes or any of the like. Should what You need is an appraisal report to be used for any of the above, please proceed to the appraisal page on MutualArt.
17. By paying for the Valuation Report You enter into this binding agreement and acknowledge that the valuation is an estimate that is a matter of reasonable opinion and as such opinions as to the Fair Market Price may vary and differ from each other. Values may change due to market conditions in general or in particular, and any individual Artwork may be affected by specific conditions that may not be known at the time of valuation. You should also be aware that the Valuation Report is provided for a given date on which it was prepared.
18. If You do not agree with the above stated terms or if You do not wish to enter into this binding agreement, do not proceed with this process.
19. If there is any dispute about or involving the Valuation Report, you agree that the dispute shall be governed by the laws of the BVI without regard to conflict of law provisions and you agree that all claims relating to MutualArt be adjudicated exclusively in the applicable courts located in the BVI, provided that the foregoing shall not prevent MutualArt from seeking injunctive or equitable relief in any court of competent jurisdiction.
20. You agree to indemnify and hold MutualArt, its subsidiaries, and affiliates, and their respective officers, agents, partners and employees, harmless from any loss, liability, claim, or demand, including reasonable attorneys' fees, made by any third party arising out of or relating to Your accepting of the Valuation Report, Your breach of this Agreement, any breach of your representations and warranties set forth above or if any information You provided to MutualArt or your use of the MutualArt Valuation Report causes MutualArt to be liable to or subject to a claim by another.
21. This Agreement is accepted upon your payment for the Valuation Report to be provided by MutualArt. This Agreement constitutes the entire agreement between You and MutualArt regarding the purchase of the Valuation Report. The failure of MutualArt to exercise or enforce any right or provision of this Agreement shall not operate as a waiver of such right or provision. MutualArt is a trademark of MutualArt Holdings Inc. This Agreement operates to the fullest extent permissible by law. If any provision of this Agreement is unlawful, void or unenforceable, that provision is deemed severable from this Agreement and shall be replaced by an enforceable provision most nearly approximating the intent of the original provision and does not affect the validity and enforceability of any remaining provisions.

**ARTWORK VALUATION**

---

<b>Prepared for</b>	Anthony De Jesus
<b>Valuation Date</b>	November 26 2018
<b>Ref</b>	26111800023902

ARTWORK DETAILS

Medium:	colour Lithograph & 2 silver half dollarcoins from 1893 showing Columbus on one side and the Nina (the ship) on the other
Signed:	Yes
Artist:	Salvador Dali
Title:	Discovery of America
Creation Date:	Circa 1959
Measurements:	Height: 86, Width: 59 cm
Broad Media:	Prints & Graphic Art
Labels on back:	no photo



DESCRIPTION OF ARTWORK

\*colour Lithograph & 2 silver half dollarcoins from 1893 showing Columbus on one side and the Nina (the ship) on the other\*

\*Signed by Dali and direct descendant of Cristobal Colomb (Christopher Columbus) the Marquis of Aguilaefuente with his stamp 155/300\*

**FAIR MARKET VALUE**

A valuation is not a certificate of authenticity of an artwork

Fair market value is the price that property would sell for on the open market. It is the price that would be agreed on between a willing buyer and a willing seller, with neither being required to act and both having reasonable knowledge of the relevant facts. This value is available only for artists included in MutualArt.com database of auction houses.

**Minimum:** 500 USD  
**Maximum:** 1000 USD

750  
Av = 1,593

**REFERENCES**

Gray's Auctioneers, Cleveland, OH, March 28, 2018, Lot#42  
"Discovery of America by Christopher Columbus", lithograph, 39 1/4" x 30 1/4", signed A/P  
Est.\$200-\$400, Hammer price:\$190

Lawson's, Annandale, Australia, December 14, 2017, lot#5046  
"Discovery of America", lithograph, 86x59cm (with coins and stamp)  
Est.\$460-\$614, Hammer price:\$384

Leonard Joel, Melbourne, Australia, September 14, 2017, Lot#3049  
"Discovery of America", lithograph, 86x59cm  
(with coins and stamp)  
Est.\$399-\$559, Hammer price:\$519

**ARTWORK VALUATION**

<b>Prepared for</b>	Anthony De Jesus
<b>Valuation Date</b>	November 26 2018
<b>Ref</b>	26111800023901

**ARTWORK DETAILS**

**Medium:** Colour Serigraph  
**Signed:** Yes  
**Artist:** Cornille  
**Title:** Untitled  
**Creation Date:** Late 20th Century  
**Measurements:** Height: 75, Width: 86 cm  
**Broad Media:** Prints & Graphic Art  
**Labels on back:** no photo

**DESCRIPTION OF ARTWORK**

colorful print of abstracted flying bird and another figure. reds, blues, green and yellow.



## FAIR MARKET VALUE

A valuation is not a certificate of authenticity of an artwork

Fair market value is the price that property would sell for on the open market. It is the price that would be agreed on between a willing buyer and a willing seller, with neither being required to act and both having reasonable knowledge of the relevant facts. This value is available only for artists included in MutualArt.com database of auction houses.

Minimum: 500 USD  
Maximum: 800 USD

650  
pm = \$947

## REFERENCES

Bernaerts Auctioneers, Antwerp, Belgium, October 11, 2018, Lot#1459  
Untitled, color lithograph, 76 x 54cm  
Est.\$578, Hammer price:\$139

RoGallery, Long Island City, NY, September 28, 2018, Lot#1091  
"Elle se Donne a L'ete", lithograph in colors, 27" x 21"  
Est.\$600-\$900, Hammer price:\$500

Carawiki, Assen, Netherlands, april 7, 2018, Lot#17725481  
"Un beil ete' Le chat bleu", lithograph in colors, 60x50cm  
Est.\$307-\$418, Hammer price:\$184



Australian Government  
Australian Taxation Office

## Rates for financial year ending 30 June 2020

**Foreign currency exchange rates for financial year 2020 foreign currency equivalent to \$1 Aust.**

Country	Average rate for year ended		Nearest actual exchange rate		Currency
	31 Dec 19	30 Jun 20	31 Dec 19	30 Jun 20	
Canada	0.9649	0.9221	0.9556	0.9387	Canadian dollar
China	NA	NA	NA	4.8523	Renminbi
Denmark	4.8504	NA	4.8807	NA	Kroner
Europe	0.6505	0.6217	0.6533	0.6111	Euro
Fiji	1.5443	NA	1.5520	NA	Fijian dollar
Hong Kong	5.6931	5.3628	5.6974	5.3191	Hong Kong dollar
India	49.9454	49.0061	50.6834	51.8100	Indian Rupee
Indonesia	NA	NA	NA	9773.0000	Rupiah
Israel	2.5968	NA	2.5376	NA	Israeli new shekel
Japan	79.3755	74.3606	79.6300	73.9400	Yen
Kuwait	0.2216	NA	0.2239	NA	Kuwait dinar
Malaysia	NA	NA	NA	2.9374	Malaysian ringgit

<b>New Caledonia/Tahiti</b>	76.6731	NA	76.8137	NA	South Pacific franc
<b>New Zealand</b>	1.0917	1.0736	1.0740	1.0703	New Zealand dollar
<b>Norway</b>	6.3998	NA	6.4525	NA	Kroner
<b>Oman</b>	0.2806	NA	0.2817	NA	Oman rial
<b>Papua New Guinea</b>	NA	NA	NA	2.3747	Kina
<b>Philippines</b>	37.7779	NA	37.2036	NA	Philippines peso
<b>Poland</b>	2.7960	NA	2.7800	NA	Polish zloty
<b>Saudi</b>	2.7290	NA	2.7460	NA	Saudi riyal
<b>Singapore</b>	0.9938	0.9512	0.9867	0.9576	Singapore dollar
<b>Solomon Islands</b>	5.9576	NA	6.0137	NA	Si dollar
<b>South Africa</b>	10.5014	NA	10.3338	NA	Rand
<b>South Korea</b>	NA	NA	NA	824.9600	South Korean won
<b>Sri Lanka</b>	129.2559	NA	132.7917	NA	Sri Lankan rupee
<b>Sweden</b>	6.8594	NA	6.8443	NA	Kronor
<b>Switzerland</b>	0.7231	0.6724	0.7091	0.6534	Swiss franc
<b>Taiwan</b>	NA	NA	NA	20.2500	New Taiwan dollar
<b>Thailand</b>	22.5729	21.3424	21.9700	21.2100	Baht
<b>Turkey</b>	2.6516	NA	4.3528	NA	Turkish lira
<b>United Arab Emirates</b>	NA	2.5265	2.6881	2.5204	United Arab Emirates Dirham
<b>UK</b>	0.5707	0.5462	0.5583	0.5586	Pound sterling
<b>USA</b>	0.7285	0.6878	0.7316	0.6863	US dollar

## Payne &amp; Hirst Manufacturi... Trading Account - cash fu...

Account no: NT2022760-002  
HIN: 0081102040

## Account Snapshot

Account Value	\$160,818.03
Securities Value	\$146,062.37
Total Cash Balance	\$14,755.66
Available Cash Balance	\$14,755.66

## Funds available for trading

Equities
Exchange Traded Options

## Upcoming Settlements

\$2.94	Date	Buy(\$)	Sells(\$)
Apply	No upcoming settlements		

Holdings Accounts Orders Confirmations

HOLDINGS AS of 30<sup>th</sup> JUNE

Holdings Refresh | All holdings | Lodged holdings | Holdings history | Charts

Transfer shares to nabtrade

Download

## Listed Investments (27)

## Australian equities

Code	Description	Quantity	Available	Mkt.Price	Avg.Price	Market Value	Today's Change	Gain/Loss	Actions
4DS.ASX	4DS MEMO ...	105,663	105,663	\$0.045	\$0.0489	\$4,754.83	+\$105.66 (2.27%)	-\$413.52 (-8.00%)	
A40.ASX	ALITA RES...	3,612	3,612	\$0.082	\$0.2995	\$296.18	+\$0.00 (0.00%)	-\$785.73 (-72.62%)	
AC8.ASX	AUSCANN ...	23,109	23,109	\$0.15	\$0.315	\$3,466.35	+\$0.00 (0.00%)	-\$3,813.02 (-52.38%)	
BGL.ASX	BELLEVUE ...	9,970	9,970	\$1.00	\$0.4814	\$9,970.00	+\$299.10 (3.09%)	+\$5,169.45 (107.68%)	
BMN.ASX	BANNERM ...	16,695	16,695	\$0.035	\$0.0598	\$584.32	+\$0.00 (0.00%)	-\$415.63 (-41.57%)	
BOE.ASX	BOSS RES...	13,873	13,873	\$0.063	\$0.075	\$873.99	+\$0.00 (0.00%)	-\$167.55 (-16.09%)	
BRN.ASX	BRAINCHIP...	125,000	125,000	\$0.115	\$0.0653	\$14,375.00	+\$1,250.00 (9.52%)	+\$6,201.97 (75.88%)	
CL1.ASX	CLASS LIM...	2,340	2,340	\$1.39	\$1.6663	\$3,252.60	-\$35.10 (-1.07%)	-\$646.75 (-16.59%)	
CPH.ASX	CRESO PH...	54,736	54,736	\$0.032	\$0.2362	\$1,751.55	+\$0.00 (0.00%)	-\$11,177.62 (-86.45%)	
CSS.ASX	CLEAN SEA...	1,601	1,601	\$0.545	\$1.2391	\$872.54	-\$8.00 (-0.91%)	-\$1,111.38 (-56.02%)	
DYL.ASX	DEEP YELL...	2,189	2,189	\$0.215	\$0.4568	\$470.63	-\$10.94 (-2.27%)	-\$529.36 (-52.94%)	
ECG.ASX	ECARGO H...	8,300	8,300	\$0.02	\$0.2418	\$166.00	+\$0.00 (0.00%)	-\$1,840.95 (-91.73%)	
FOD.ASX	THE FOOD ...	10,163	10,163	\$0.054	\$0.1414	\$548.80	-\$10.16 (-1.82%)	-\$888.96 (-61.83%)	
FTC.ASX	FINTECH C...	49,108	49,108	\$0.09	\$0.1029	\$4,419.72	+\$196.43 (4.85%)	-\$634.23 (-12.55%)	
GEM.ASX	G8 EDUCAT...	13,621	13,621	\$0.845	\$1.2336	\$11,509.74	-\$204.31 (-1.74%)	-\$5,293.55 (-31.50%)	
GXY.ASX	GALAXY R...	810	810	\$0.845	\$2.7484	\$684.45	-\$4.05 (-0.59%)	-\$1,541.79 (-69.26%)	
IFL.ASX	IOOF HOLD...	3,865	3,865	\$5.00	\$4.8381	\$19,325.00	+\$0.00 (0.00%)	+\$625.54 (3.35%)	
MMJ.ASX	MMJ GROU...	39,765	39,765	\$0.10	\$0.1807	\$3,976.50	+\$39.76 (1.01%)	-\$3,210.39 (-44.67%)	
NNT.ASX	99 TECHNO...	105,735	105,735	\$0.051	\$0.1133	\$5,392.48	-\$211.47 (-3.77%)	-\$6,587.50 (-54.99%)	
NTU.ASX	NORTHERN...	89,214	89,214	\$0.021	\$0.0454	\$1,873.49	+\$89.21 (5.00%)	-\$2,180.54 (-53.79%)	
PNR.ASX	PANTORO ...	33,065	33,065	\$0.2675	\$0.1934	\$8,844.88	+\$82.66 (0.94%)	+\$2,447.95 (38.27%)	
SLC.ASX	SUPERLOO...	10,874	10,874	\$1.07	\$0.8259	\$11,635.18	+\$108.74 (0.94%)	+\$2,654.22 (29.55%)	
SRG.ASX	SRG GLOB...	30,847	30,847	\$0.265	\$0.481	\$8,174.45	+\$308.47 (3.92%)	-\$6,665.31 (-44.92%)	
TLG.ASX	TALGA RES...	12,076	12,076	\$0.605	\$0.4661	\$7,305.98	-\$60.38 (-0.82%)	+\$1,676.34 (29.78%)	
WAF.ASX	WEST AFRI...	15,736	15,736	\$0.915	\$0.3812	\$14,398.44	+\$550.76 (3.98%)	+\$8,398.80 (139.99%)	
WPL.ASX	WOODSIDE...	212	212	\$21.27	\$38.13	\$4,509.24	-\$65.72 (-1.44%)	-\$3,574.32 (-44.22%)	
ZLD.ASX	ZELIRA TH...	46,141	46,141	\$0.057	\$0.0793	\$2,630.03	+\$46.14 (1.79%)	-\$1,030.82 (-28.16%)	
Totals						\$146,062.37	+\$2,466.80 (1.72%)	-\$25,334.65 (-14.78%)	

ASX &amp; Chi-X real-time quotes, as of 07/07/2020 12:55 PM AEST

## Important Notice

The nabtrade service (nabtrade) is the information, trading and settlement service provided by WealthHub Securities Limited ABN 63 069 718 249 AFSL No. 230704 (WealthHub Securities), a Market Participant under the ASIC Market Integrity Rules and a wholly owned subsidiary of National Australia Bank Limited ABN 12 004 044 937 AFSL 230686 (NAB). NAB doesn't guarantee the obligations or performance of its subsidiaries or the products or services its subsidiaries offer. nabtrade doesn't provide personal advice to clients and is available to persons accessing these financial services and products while in Australia. Information has been prepared without taking into account your objectives, financial circumstances, or needs. Before acting you should consider the appropriateness of the information or general advice with regard to your objectives, financial circumstances or needs. Where the information or general advice relates to a financial product, you should consider the relevant Product Disclosure Statement or disclosure documents available at nabtrade.com.au. The value of investments and future returns may rise or fall and, at times, returns may be negative. Past performance is not a guarantee of future performance.

Australian market prices quoted reflect ASX prices only. All orders are executed in accordance with our Best Execution Policy. As a result, your order may be executed on Chi-X Australia or ASX order books at a price different from the price quoted on the Trading Site.

nab.com.au | NAB Privacy Policy | Financial Services Guide | Sitemap | Contact Us

WealthHub Securities Limited. The information on this site is governed by Australian law and is subject to the nabtrade Client Agreement, terms of use and general advice warning. © National Australia Bank Limited. All rights reserved. (H)

Values at 7/7/20

Account no: NT2022760-002  
HIN: 0081102040

Account Value	\$181,687.78
Securities Value	\$146,932.12
Total Cash Balance	\$14,755.66
Available Cash Balance	\$14,755.66

Equities  
Exchange Traded Options

\$2.94	Date	Buy(\$)	Sells(\$)
Apply	No upcoming settlements		

Holdings	Accounts	Orders	Confirmations
----------	----------	--------	---------------

TRADES. 2019-2020

Download

Filter by Clear filters

33 results 1 2 Show 30 per page

01/07/2019 to 30/06/2020		remove	Date	Confirmation No.	Code	Quantity	Action	Avg. price	Fees	Settl. value
Keyword	Search		25/05/2020	66507590	<u>PNR.ASX</u>	23065	Buy	\$0.1850	14.95	4281.98
			15/05/2020	65937054	<u>EIGA.ASX</u>	2685	Sell	\$2.8900	19.95	7739.70
Date			15/05/2020	65932450	<u>PLB.ASX</u>	9066	Sell	\$0.9900	19.95	8955.39
7 days			22/04/2020	64336572	<u>GEM.ASX</u>	6628	Buy	\$0.7500	14.95	4985.95
30 days			20/04/2020	64127833	<u>GEM.ASX</u>	5434	Sell	\$0.9200	14.95	4984.33
3 months			7/04/2020	63320831	<u>IFL.ASX</u>	1865	Buy	\$3.7500	19.95	7013.70
6 months			2/04/2020	62992935	<u>GEM.ASX</u>	6710	Sell	\$1.0500	19.95	7025.55
12 months			27/03/2020	62557603	<u>PLB.ASX</u>	9066	Buy	\$0.8250	19.95	7499.40
YTD			27/03/2020	62545499	<u>TLS.ASX</u>	3200	Sell	\$3.1500	19.95	10060.05
From	01/07/2019		27/03/2020	62533172	<u>EIGA.ASX</u>	743	Buy	\$2.7800	14.95	2080.49
			17/03/2020	61461500	<u>GEM.ASX</u>	6710	Buy	\$0.7900	19.95	5320.85
To	30/06/2020		2/03/2020	60171385	<u>MMJ.ASX</u>	21828	Buy	\$0.0930	14.95	2044.95
		Apply	24/02/2020	59700523	<u>GEM.ASX</u>	2875	Buy	\$1.7400	19.95	5022.45
			18/02/2020	59376889	<u>SLC.ASX</u>	5543	Buy	\$0.7155	14.95	3981.51
Action			10/02/2020	59023803	<u>HZN.ASX</u>	41542	Sell	\$0.0920	14.95	3806.91
			3/02/2020	58708659	<u>BGL.ASX</u>	9970	Buy	\$0.4800	14.95	4800.55
Settlement Value (\$)			12/12/2019	57023439	<u>SLC.ASX</u>	5331	Buy	\$0.9350	14.95	4999.44
			9/12/2019	56900616	<u>CPH.ASX</u>	14729	Buy	\$0.1300	14.95	1929.72
Code			2/12/2019	56672665	<u>CPH.ASX</u>	21321	Buy	\$0.1400	14.95	2999.89
			21/11/2019	56293968	<u>ACB.ASX</u>	9636	Buy	\$0.2350	14.95	2279.41
			14/11/2019	56040627	<u>GEM.ASX</u>	4844	Buy	\$2.0600	19.95	9998.59
			14/11/2019	56033083	<u>GEM.ASX</u>	2318	Buy	\$2.1500	14.95	4998.65
			24/10/2019	55258679	<u>IFL.ASX</u>	2000	Sell	\$7.7100	19.95	15400.05
			17/10/2019	55062523	<u>IFL.ASX</u>	1657	Sell	\$7.0500	19.95	11661.90
			9/10/2019	54719571	<u>ZLD.ASX</u>	32268	Buy	\$0.0820	14.95	2660.93
			6/09/2019	53481569	<u>AWC.ASX</u>	6967	Sell	\$2.2300	19.95	15516.46
			5/09/2019	53411503	<u>MYR.ASX</u>	6959	Sell	\$0.6250	14.95	4334.43
			21/08/2019	52824895	<u>AWC.ASX</u>	6967	Buy	\$2.1500	19.95	14999.00
			6/08/2019	52173476	<u>WAF.ASX</u>	15736	Buy	\$0.3800	19.95	5999.63

33 results 1 2 Show 30 per page

The nabtrade service (nabtrade) is the information, trading and settlement service provided by WealthHub Securities Limited ABN 83 089 718 249 AFSL No. 230704 (WealthHub Securities), a Market Participant under the ASIC Market Integrity Rules and a wholly owned subsidiary of National Australia Bank Limited ABN 12 004 044 937 AFSL 230686 (NAB). NAB doesn't guarantee the obligations or performance of its subsidiaries or the products or services its subsidiaries offer. nabtrade doesn't provide personal advice to clients and is available to persons accessing financial services and products while in Australia. Information has been prepared without taking into account your objectives, financial circumstances, or needs. Before acting you should consider the appropriateness of the information or general advice with regard to your objectives, financial circumstances or needs. Where the information or general advice relates to a financial product, you should consider the relevant Product Disclosure Statement or disclosure documents available at [nabtrade.com.au](http://nabtrade.com.au). The value of investments and future returns may rise or fall and, at times, returns may be negative. Past performance is not a guarantee of future performance.

Australian market prices quoted reflect ASX prices only. All orders are executed in accordance with our Best Execution Policy. As a result, your order may be executed on Chi-X Australia or ASX order books at a price different from the price quoted on the Trading Site.

[nab.com.au](#) | [NAB Privacy Policy](#) | [Financial Services Guide](#) | [Sitemap](#) | [Contact Us](#)

WealthHub Securities Limited. The information on this site is governed by Australian law and is subject to the nabtrade Client Agreement, terms of use and general advice warning. © National Australia Bank Limited. All rights reserved. (F)

## Payne &amp; Hirst Manufacturi... Trading Account - cash fu...

Account no: NT2022760-002  
HIN: 0081102040

## Account Snapshot

Account Value	\$161,687.78
Securities Value	\$146,932.12
Total Cash Balance	\$14,755.86
Available Cash Balance	\$14,755.66

## Funds available for trading

Equities
Exchange Traded Options

## Upcoming Settlements

\$2.94	Date	Buy(\$)	Sells(\$)
Apply	No upcoming settlements		

Holdings Accounts Orders Confirmations

## Confirmations

[Download](#)

Filter by Clear filters

33 results 1 2 Show 30 per page

01/07/2019 to 30/06/2020 remove

01/07/2019 to 30/06/2020		<a href="#">remove</a>	Date	Confirmation No.	Code	Quantity	Action	Avg. price	Fees	Settl. value
Keyword	Search		18/07/2019	51415931	<a href="#">MMJ.ASX</a>	13779	Buy	\$0.2850	14.95	3941.97
			15/07/2019	51245832	<a href="#">WQW.ASX</a>	313	Sell	\$34.2100	19.95	10687.78
		Date	10/07/2019	51078900	<a href="#">HZN.ASX</a>	41542	Buy	\$0.1200	14.95	4999.99

7 days 33 results 1 2 Show 30 per page

30 days

3 months

6 months

12 months

YTD

From 01/07/2019

To 30/08/2020

Apply

Action

Settlement Value (\$)

Code

## Important Notice

The nabtrade service (nabtrade) is the information, trading and settlement service provided by WealthHub Securities Limited ABN 83 089 718 249 AFSL No. 230704 (WealthHub Securities), a Market Participant under the ASIC Market Integrity Rules and a wholly owned subsidiary of National Australia Bank Limited ABN 12 004 044 937 AFSL 230686 (NAB). NAB doesn't guarantee the obligations or performance of its subsidiaries or the products or services its subsidiaries offer, nabtrade doesn't provide personal advice to clients and is available to persons accessing these financial services and products while in Australia. Information has been prepared without taking into account your objectives, financial circumstances, or needs. Before acting you should consider the appropriateness of the information or general advice with regard to your objectives, financial circumstances or needs. Where the information or general advice relates to a financial product, you should consider the relevant Product Disclosure Statement or disclosure documents available at nabtrade.com.au. The value of investments and future returns may rise or fall and, at times, returns may be negative. Past performance is not a guarantee of future performance.

Australian market prices quoted reflect ASX prices only. All orders are executed in accordance with our Best Execution Policy. As a result, your order may be executed on Chi-X Australia or ASX order books at a price different from the price quoted on the Trading Site.

[nab.com.au](#) | [NAB Privacy Policy](#) | [Financial Services Guide](#) | [Sitemap](#) | [Contact Us](#)

WealthHub Securities Limited. The information on this site is governed by Australian law and is subject to the nabtrade Client Agreement, terms of use and general advice warning. © National Australia Bank Limited. All rights reserved. (F)

# Payment Advice

40



All Registry communications to:  
C/- Link Market Services Limited  
Locked Bag A14, Sydney South, NSW, 1235  
Telephone: 1300 554 474  
ASX Code: EIGA  
Email: [registrars@linkmarketservices.com.au](mailto:registrars@linkmarketservices.com.au)  
Website: [www.linkmarketservices.com.au](http://www.linkmarketservices.com.au)

## EINVEST

ABN: 13 108 747 637

PAYNE & HIRST MANUFACTURING PTY LTD <PAYNE & HIRST  
MFG S/F A/C>  
91 BRADMAN WAY  
URANGAN QLD  
4655

## DISTRIBUTION STATEMENT

Reference No.: X\*\*\*\*\*2040  
Payment Date: 17 April 2020  
Record Date: 02 April 2020

Security Description	Rate per Unit	Participating Units	Distribution Amount	Unfranked Amount	Franked Amount	Total Payment	Franking Credit
EIGA - EINVEST INCOME GENERATOR FUND	\$0.017167	2,685	\$46.09	\$0.00	\$0.00	\$46.09	\$0.00

Less Withholding Tax

\$0.00

Net Amount

AUD 46.09

Represented By:

Direct Credit amount

AUD 46.09

## BANKING INSTRUCTIONS

The amount of AUD 46.09 was deposited to the bank account detailed below:

NATIONAL AUSTRALIA BANK

PAYNE & HIRST M  
BSB: 083-052 ACC: \*\*\*\*\*7861

DIRECT CREDIT REFERENCE NO.: 1241473132

The final details of the distribution components (including any non-assessable amounts) will be advised in the Attributed Managed Investment Trust Member Annual (AMMA) Statement for the year ending 30 June 2020.

You can nominate your preferred distribution method in the eInvest ETFs. You can either elect to participate in the DRP plan or to pay your distributions into your bank account. Going forward from February 2020 distribution onwards, if you do not nominate your preferred distribution method or have selected to pay your distribution into a bank account and have not provided us with your bank account details, this will be taken to be a direction to participate in the DRP plan.

Note: You may require this statement for taxation purposes. All investors should seek independent advice relevant to their own particular circumstances.

Please ensure your details are current by viewing and updating via the online service centre.



NORTHERN MINERALS LIMITED | ACN 119 966 353

All Registry Communication to:

**AUTOMIC**

GPO Box 5193, Sydney NSW 2001

1 300 288 664 (within Australia)

+61 2 9698 5414 (International)

hello@automic.com.au

www.automic.com.au

PAYNE & HIRST MANUFACTURING

PTY LTD

<PAYNE & HIRST MFG S/F A/C>

91 BRADMAN WAY

URANGAN QLD 4655

SRN/HIN: X\*\*\*\*\*02040

ASX Code: NTU

Record Date: 5.00 p.m. (Perth Time) on 17 April 2020

Minimum value available to purchase: \$1,000

Maximum value available to purchase: \$30,000

## SHARE PURCHASE PLAN APPLICATION FORM

**IMPORTANT: CLOSING DATE 5.00 P.M. (PERTH TIME) ON FRIDAY 29 MAY 2020 (UNLESS VARIED)**

### 1: SELECT THE VALUE OF SHARES APPLIED FOR

I/We being registered as the holder of Shares in Northern Minerals Limited as at the above noted record date, do hereby apply for the dollar amount of New Shares as indicated below at the Issue Price of **\$0.02 per New Share** in accordance with the Terms and Conditions of the Share Purchase Plan that accompanies this Application Form.

		\$ APPLIED FOR	NO OF SHARES			\$ APPLIED FOR	NO OF SHARES
Offer A	<input checked="" type="checkbox"/>	A\$1,000	50,000	Offer E	<input type="checkbox"/>	A\$10,000	500,000
Offer B	<input type="checkbox"/>	A\$2,500	125,000	Offer F	<input type="checkbox"/>	A\$15,000	750,000
Offer C	<input type="checkbox"/>	A\$5,000	250,000	Offer G	<input type="checkbox"/>	A\$20,000	1,000,000
Offer D	<input type="checkbox"/>	A\$7,500	375,000	Offer H	<input type="checkbox"/>	A\$30,000	1,500,000

### 2: MAKE YOUR PAYMENT

Payment by BPAY



Bill Code: 285882

Ref No: 4000109907370549

Contact your financial institution to make your payment from your cheque or savings account.

Payment by Cheque

Cheques must be drawn on an Australian branch of a financial institution in AUD, made payable to "Northern Minerals Limited" and crossed "Not Negotiable". Return your cheque and this form to: Automic Group, GPO Box 5193 Sydney NSW 2001 by the Closing Date.

Cheque Number	BSB	Account Number
<input type="text"/>	<input type="text"/>	<input type="text"/>

### 3: PROVIDE YOUR CONTACT DETAILS

Telephone Number

( )

Contact Name (PLEASE PRINT)

Email Address

**SUPPORT YOUR COMPANY:** By providing your email address, you elect to receive all communications despatched by the Company electronically (where legally permissible).



# Entitlement and Acceptance Form with Additional Shares


\*\*\*\*\*

COY

## STEP 1

### Registration Name & Offer Details

**Registration Name:** PAYNE & HIRST MANUFACTURING  
PTY LTD  
<PAYNE & HIRST MFG S/F A/C>,  
23 TARAGALA STREET  
COWRA NSW 2794

 For your security keep your SRN/  
HIN confidential.

Entitlement No: 00131748

**Offer Details:** Existing shares entitled to participate as at  
7.00pm (Sydney time) Friday, 28 June 2019:

100,000

Entitlement to New Shares  
on a 1 for 4 basis:

25,000

Amount payable on full acceptance  
at \$0.06 per New Share:

\$1,500.00

## STEP 2

### Make Your Payment



**Biller Code:** 298646  
**Ref No:** 1464 2990 0001 3174 86

Contact your financial institution to make your  
payment from your cheque or savings account.

#### Pay by Mail:



Make your cheque, bank draft or money order payable to "BrainChip Holdings  
Ltd" and cross "Not Negotiable".

Return your cheque with the below payment slip to:

**Computershare Investor Services Pty Limited**  
GPO BOX 505 Melbourne Victoria 3001 Australia

#### Lodgement of Acceptance

If you are applying for New Shares and your payment is being made by BPAY, you do not need to return the payment slip below. Your payment must be received by no later than 5:00pm (Sydney time) Friday, 12 July 2019. Applicants should be aware that their own financial institution may implement earlier cut off times with regards to electronic payment, and should therefore take this into consideration when making payment. Neither Computershare Investor Services Pty Limited (CIS) nor BrainChip Holdings Ltd accepts any responsibility for loss incurred through incorrectly completed BPAY payments. It is the responsibility of the applicant to ensure that funds submitted through BPAY are received by this time.

If you are paying by cheque, bank draft or money order the payment slip below must be received by CIS by no later than 5:00pm (Sydney time) Friday, 12 July 2019. You should allow sufficient time for this to occur. A reply paid envelope is enclosed for shareholders in Australia. Other Eligible Shareholders will need to affix the appropriate postage. Return the payment slip below with cheque attached. Neither CIS nor BrainChip Holdings Ltd accepts any responsibility if you lodge the payment slip below at any other address or by any other means.

#### Privacy Notice

The personal information you provide on this form is collected by CIS, as registrar for the securities issuers (the issuer), for the purpose of maintaining registers of securityholders, facilitating distribution payments and other corporate actions and communications. In addition, the issuer may authorise us on their behalf to send you marketing material or include such material in a corporate communication. You may elect not to receive marketing material by contacting CIS using the details provided above or emailing [privacy@computershare.com.au](mailto:privacy@computershare.com.au). We may be required to collect your personal information under the Corporations Act 2001 (Cth) and ASX Settlement Operating Rules. We may disclose your personal information to our related bodies corporate and to other individuals or companies who assist us in supplying our services or who perform functions on our behalf, to the issuer for whom we maintain securities registers or to third parties upon direction by the issuer where related to the issuer's administration of your securityholding, or as otherwise required or authorised by law. Some of these recipients may be located outside Australia, including in the following countries: Canada, India, New Zealand, the Philippines, the United Kingdom and the United States of America. For further details, including how to access and correct your personal information, and information on our privacy complaints handling procedure, please contact our Privacy Officer at [privacy@computershare.com.au](mailto:privacy@computershare.com.au) or see our Privacy Policy at <http://www.computershare.com/au>.

Detach here

PAID. 10-7-2019

### BrainChip Holdings Ltd Acceptance Payment Details

Entitlement taken up:

Number of Additional New  
Shares applied for:

Amount enclosed at \$0.06 per  
New Share:

A\$

Payment must be received by 5:00pm (Sydney time) Friday, 12 July 2019



Entitlement No: 00131748

PAYNE & HIRST MANUFACTURING  
PTY LTD  
<PAYNE & HIRST MFG S/F A/C>,  
23 TARAGALA STREET  
COWRA NSW 2794

#### Contact Details

Contact  
Name

Daytime  
Telephone

#### Cheque Details

Drawer

Cheque Number

BSB Number

Account Number

Amount of Cheque

A\$

146429900001317486+0000150000-3051+74



4DS Memory Limited | ABN 43 145 590 110

PAYNE & HIRST MANUFACTURING  
PTY LTD  
<PAYNE & HIRST MFG S/F A/C>  
91 BRADMAN WAY  
URANGAN QLD 4655

All Registry Communication to:



GPO Box 5193, Sydney NSW 2001  
1300 238 664 (within Australia)  
+61 2 9698 5414 (international)  
corporate.actions@automicgroup.com.au  
www.automicgroup.com.au

SRN/HIN: X\*\*\*\*02040

ASX Code: 4DS

Record Date: 5pm (WST), Friday, 26 June 2020

## SHARE PURCHASE PLAN APPLICATION FORM

**IMPORTANT: CLOSING DATE 5.00PM (WST) FRIDAY, 24 JULY 2020 (UNLESS VARIED)**

### 1: APPLICATION

4DS Memory Limited (**Company**) is offering you the opportunity to purchase up to A\$15,000 of fully paid ordinary shares in the Company (**New Shares**) by way of a share purchase plan (**SPP**) to raise up to A\$2.5 million (before costs). The price per New Share under the SPP is **A\$0.045** per New Share (**Issue Price**).

Other than as defined in this Application form, capitalised terms have the same meaning as defined in the SPP Offer Document.

Applications for New Shares can only be made for one of the following parcels:

Parcel	SPP Application Amount	Number of New Shares
Minimum	<u>A\$5,000</u>	111,111
	A\$10,000	222,222
Maximum	A\$15,000	333,333

The number of New Shares to be issued to each applicant will be calculated by dividing the dollar value provided by the applicant by the Issue Price (subject to any scale back implemented at the discretion of the Company). No fractions of New Shares will be issued by the Company. Any fraction of a New Share will be rounded down to the nearest whole number of New Shares (where applicable).

### 2: PAYMENT - You can pay either by BPAY or Electronic Funds Transfer "EFT"

#### Option A – BPAY



**Billers Code: 273961**

**Ref No: 3000125607370540**

Contact your financial institution to make your payment from your cheque or savings account.

**Note:** You do not need to return this form if you have made payment via BPAY®. Your BPAY® reference number will process your payment to your application electronically.

#### Option B – Electronic Funds Transfer (EFT)

The unique reference number which has been assigned to your Application is: **4DS737054**

Funds are to be deposited directly to following bank account:

**Account name:** Automic Pty Ltd  
**Account BSB:** 036022  
**Account number:** 250793  
**Swift Code:** WPACAU2S

**IMPORTANT:** You must quote your unique reference number as your payment reference/ description when processing your EFT payment. Failure to do so may result in your funds not being allocated to your application and New Shares subsequently not issued.

**Note:** You do not need to return this form if you have made payment via EFT. Your unique reference number will process your payment to your application electronically.

**\*By making payment by BPAY or EFT, you make the certifications set out overleaf.**

Due to the Government's direction and other restrictions under the Public Health (COVID-19 Restrictions on Gathering and Movement) Order 2020 and for the purposes of public health and safety, money order or cheque payments will not be accepted for this Offer.

### 3: PROVIDE YOUR CONTACT DETAILS & ELECT TO BE AN E-SHAREHOLDER

Return to our Share Registry by email to [hello@automicgroup.com.au](mailto:hello@automicgroup.com.au)

Telephone Number

( )

Email Address

Contact Name (PLEASE PRINT)

4DS737054

**Payne & Hirst Manufacturing Super Fund**  
**Dividends Received**  
**For the Year Ended 30 June 2020**

Security	No Held	DRP	Date	Dividend	Franking %	Unfranked	Franked	Franking Credits
Alumina Limited	6967		12/09/2019	\$0.0653	100.00%	\$0.00	\$454.85	\$194.94
	6967				100.00%	\$0.00	\$0.00	\$0.00
						<b>\$0.00</b>	<b>\$454.85</b>	<b>\$194.94</b>
Class	2340		27/09/2019	\$0.0250	100.00%	\$0.00	\$58.50	\$22.19
	2340		27/03/2020	\$0.0250	100.00%	\$0.00	\$58.50	\$22.19
						<b>\$0.00</b>	<b>\$117.00</b>	<b>\$44.38</b>
G8 Education	2390		03/10/2019	\$0.0475	100.00%	\$0.00	\$113.53	\$48.65
						<b>\$0.00</b>	<b>\$113.53</b>	<b>\$48.65</b>
IOOF	5657		27/09/2019	\$0.1900	100.00%	\$0.00	\$1,074.83	\$460.64
	2000		16/03/2020	\$0.1600	100.00%	\$0.00	\$320.00	\$137.14
						<b>\$0.00</b>	<b>\$1,394.83</b>	<b>\$597.78</b>
Plato Income Maximiser	9066		30/04/2020	\$0.0040	100.00%	\$0.00	\$36.26	\$15.54
	9066		29/05/2020	\$0.0040	100.00%	\$0.00	\$36.26	\$15.54
						<b>\$0.00</b>	<b>\$72.53</b>	<b>\$31.08</b>
SRG Global	30847		23/10/2019	\$0.0050	100.00%	\$0.00	\$154.24	\$66.10
	30847				100.00%	\$0.00	\$0.00	\$0.00
						<b>\$0.00</b>	<b>\$154.24</b>	<b>\$66.10</b>
Telstra	3200		26/09/2019	\$0.0800	100.00%	\$0.00	\$256.00	\$109.71
	3200		27/03/2020	\$0.0800	100.00%	\$0.00	\$256.00	\$109.71
						<b>\$0.00</b>	<b>\$512.00</b>	<b>\$219.43</b>
Woodside	212		20/09/2019	\$0.5324	100.00%	\$0.00	\$112.87	\$48.37
	212		20/03/2020	\$0.8313	100.00%	\$0.00	\$176.24	\$75.53
	212					<b>\$0.00</b>	<b>\$289.11</b>	<b>\$123.90</b>
<b>Total</b>						<b>\$0.00</b>	<b>\$3,108.08</b>	<b>\$1,326.27</b>
						<b>\$4,434.35</b>		



001457 000 WPL



PAYNE & HIRST MANUFACTURING  
PTY LTD  
<PAYNE & HIRST MFG S/F A/C>  
91 BRADMAN WAY  
URANGAN QLD 4655

## Update Your Information:

[www.investorcentre.com/wpl](http://www.investorcentre.com/wpl)



Computershare Investor Services Pty Limited  
GPO Box 2975 Melbourne  
Victoria 3001 Australia



1300 558 507 (within Australia)  
+61 3 9415 4632 (outside Australia)



## Holder Identification Number (HIN)

X 0081102040

ASX Code	WPL
TFN/ABN Status	Quoted
Record Date	25 February 2020
Payment Date	20 March 2020
Direct Credit Reference No.	661808

## DIVIDEND STATEMENT

The statement below represents your final dividend for the full year ended 31 December 2019. This dividend is paid at the rate of 55 US cents (equivalent to 83.131802 Australian cents) per share on your holding of fully paid ordinary shares, registered in your name and eligible as at the record date 25 February 2020.

This dividend is fully franked (100%) at the tax rate of 30%.

Class Description	Amount per Security	Number of Securities	Franked Amount	Unfranked Amount	Total Payment
Ordinary Shares	A\$0.83131802	212	A\$176.24	A\$0.00	A\$176.24
<b>Net Payment</b>					<b>A\$176.24</b>
Australian Franking Credit					A\$75.53

## VIEW OR UPDATE YOUR SECURITY HOLDING DETAILS ONLINE

To view your security holding details please visit [www.investorcentre.com/wpl](http://www.investorcentre.com/wpl). When in Investor Centre, log in using your SRN/HIN and postcode (if within Australia) or country (if outside Australia). For security purposes, if you wish to update your information you will be required to login as an existing user with your User ID and password or register as a new user and create a User ID and password.

### Important Notes:

1. You should retain this statement to assist you in preparing your tax return.
2. If you require a replacement payment for any of your dividend payments, you may be charged a fee to cover the costs to reissue such payments.

## YOUR PAYMENT INSTRUCTION

NATIONAL AUSTRALIA BANK LTD  
BSB: 083-052 Account number: 303397861

**Amount Deposited**  
**A\$176.24**

If payment cannot be made to the above account, the dividend amount will be withheld pending receipt of your valid direct credit instructions.

006154 000 AWC



PAYNE & HIRST MANUFACTURING  
PTY LTD  
<PAYNE & HIRST MFG S/F A/C>  
23 TARAGALA ST  
COWRA NSW 2794

## Update Your Details:



Online:  
[www.investorcentre.com/au/contact](http://www.investorcentre.com/au/contact)

## Enquiries:



By Phone:  
(within Australia) 1300 556 050  
(outside Australia) +61 3 9415 4027



By Mail:  
Computershare Investor Services Pty Limited  
GPO Box 2975 Melbourne  
Victoria 3001 Australia

## Holder Identification Number (HIN)

**X 0081102040**

ASX Code	AWC
TFN/ABN Status	Quoted
Record Date	29 August 2019
Payment Date	12 September 2019
Direct Credit Reference No.	848068

## Notification of 2019 Interim Dividend - Paid 12 September 2019

Dear Shareholder,

We have pleasure in advising the payment of the 2019 Interim Dividend at the rate of 4.4 US cents (equivalent to 6.5287 Australian cents) per share has been forwarded for direct credit to the account detailed below. The dividend is paid on the number of shares registered in your name and entitled to participate as at the Record Date of 29 August 2019.

All amounts are in Australian dollars.

For income tax purposes this dividend is 100% franked at the rate of 30%.

Ensure your information is up to date. Simply visit [www.investorcentre.com/au](http://www.investorcentre.com/au) to update your banking instructions or personal details.

  
Stephen Foster  
Company Secretary

Class Description	Number of Shares	Dividend per Share	Unfranked Amount	Franked Amount	Franking Credit
Ordinary Shares	6,967	6.5287 cents	A\$0.00	A\$454.85	A\$194.94
				<b>Net Payment</b>	<b>A\$454.85</b>

Note: You should retain this statement to assist you in preparing your tax return.

## Your Payment Instruction

NATIONAL AUSTRALIA BANK LTD  
BSB: 083-052 Account number: 303397861

Amount Deposited

**A\$454.85**

If payment cannot be made to the above instruction, a cheque will be forwarded to your registered address.

# Payment Advice

47



## CLASS LIMITED

ABN: 70 116 802 058

PAYNE & HIRST MANUFACTURING PTY LTD <PAYNE & HIRST  
MFG S/F A/C>  
91 BRADMAN WAY  
URANGAN QLD  
4655

### All Registry communications to:

C/- Link Market Services Limited  
Locked Bag A14, Sydney South, NSW, 1235  
Telephone: 1300 554 474  
ASX Code: CL1  
Email: [registrars@linkmarketservices.com.au](mailto:registrars@linkmarketservices.com.au)  
Website: [www.linkmarketservices.com.au](http://www.linkmarketservices.com.au)

## DIVIDEND STATEMENT

Reference No.: X\*\*\*\*\*2040  
Payment Date: 27 September 2019  
Record Date: 06 September 2019

Security Description	Dividend Rate per Share	Participating Shares	Unfranked Amount	Franked Amount	Total Payment	Franking Credit
CL1 - FULLY PAID ORDINARY SHARES	\$0.025	2,340	\$0.00	\$58.50	\$58.50	\$22.19
Less Withholding Tax					\$0.00	
Net Amount					AUD 58.50	
Represented By:						
Direct Credit amount					AUD 58.50	

## BANKING INSTRUCTIONS

The amount of AUD 58.50 was deposited to the bank account detailed below:

NATIONAL AUSTRALIA BANK

PAYNE & HIRST M  
BSB: 083-052 ACC: \*\*\*\*\*7861

DIRECT CREDIT REFERENCE NO.: 1234176778

## FRANKING INFORMATION

Franked Rate per Share	\$0.025
Franking Percentage	100%
Company Tax Rate	27.5%

The total amount together with the franking credit (if any) should be disclosed as assessable income in your Australian tax return.

Note: You may require this statement for taxation purposes. All investors should seek independent advice relevant to their own particular circumstances.  
Please ensure your details are current by viewing and updating via the online service centre.

## 48



**ABN: 70 116 802 058**

**PAYNE & HIRST MANUFACTURING PTY LTD <PAYNE & HIRST  
MFG S/F A/C>  
91 BRADMAN WAY  
URANGAN QLD  
4655**

Reference No.: X\*\*\*\*\*2040  
Payment Date: 27 March 2020  
Record Date: 28 February 2020

Security Description	Dividend Rate per Share	Participating Shares	Unfranked Amount	Franked Amount	Total Payment	Franking Credit
CL1 - FULLY PAID ORDINARY SHARES	\$0.025	2,340	\$0.00	\$58.50	\$58.50	\$22.19
		Less Withholding Tax			\$0.00	
		Net Amount			AUD 58.50	
		Represented By:				
		Direct Credit amount			AUD 58.50	

## BANKING INSTRUCTIONS

The amount of AUD 58.50 was deposited to the bank account detailed below:

NATIONAL AUSTRALIA BANK

PAYNE & HIRST M  
BSB: 083-052      ACC: \*\*\*\*\*7861

DIRECT CREDIT REFERENCE NO.: 1240325202

**FRANKING INFORMATION**

Franked Rate per Share	\$0.025
Franking Percentage	100%
Company Tax Rate	27.5%

The total amount together with the franking credit (if any) should be disclosed as assessable income in your Australian tax return.

**Note: You may require this statement for taxation purposes. All investors should seek independent advice relevant to their own particular circumstances.**

Please ensure your details are current by viewing and updating via the online service centre.

# Payment Advice



**G8 Education<sup>ltd</sup>**  
**G8 EDUCATION LIMITED**  
ABN: 95 123 828 553

**PAYNE & HIRST MANUFACTURING PTY LTD <PAYNE & HIRST  
MFG S/F A/C>**  
91 BRADMAN WAY  
URANGAN QLD  
4655

**All Registry communications to:**  
C/- Link Market Services Limited  
Locked Bag A14, Sydney South, NSW, 1235  
Telephone: 1300 554 474  
ASX Code: **GEM**  
Email: [registrars@linkmarketservices.com.au](mailto:registrars@linkmarketservices.com.au)  
Website: [www.linkmarketservices.com.au](http://www.linkmarketservices.com.au)

## DIVIDEND STATEMENT

Reference No.: X\*\*\*\*\*2040  
Payment Date: 03 October 2019  
Record Date: 12 September 2019

Security Description	Dividend Rate per Share	Participating Shares	Unfranked Amount	Franked Amount	Total Payment	Franking Credit
GEM - FULLY PAID ORDINARY SHARES	\$0.0475	2,390	\$0.00	\$113.53	\$113.53	\$48.66
Less Withholding Tax					\$0.00	
<b>Net Amount</b>					AUD 113.53	
Represented By:						
Direct Credit amount					AUD 113.53	

## BANKING INSTRUCTIONS

The amount of AUD 113.53 was deposited to the bank account detailed below:

NATIONAL AUSTRALIA BANK

PAYNE & HIRST M  
BSB: 083-052 ACC: \*\*\*\*\*7861

DIRECT CREDIT REFERENCE NO.: 1234635253

## FRANKING INFORMATION

Franked Rate per Share	\$0.0475
Franking Percentage	100%
Company Tax Rate	30%

The total amount together with the franking credit (if any) should be disclosed as assessable income in your Australian tax return.

**Note: You may require this statement for taxation purposes. All investors should seek independent advice relevant to their own particular circumstances.**

Please ensure your details are current by viewing and updating via the online service centre.



# Dividend Payments

IOOF Holdings Ltd

PAYNE & HIRST MANUFACTURING

PTY LTD

<PAYNE & HIRST MFG S/F A/C>

91 BRADMAN WAY

URANGAN QLD 4655

BoardRoom

Security	Date	Method	No. of Securities	Dividend (\$)	Franking (\$)	Imputed Credit (\$)	Unfranked (\$)	Tax (\$)	Net Dividend (\$)	Exchange Rate	Cash Payment	Payment ID	Receipt Currency	Status
Fully Paid Ordinary Shares	16-Mar-2020	EFT	2,000	320.00	320.00	137.14	0.00	0.00	320.00	1.0000	320.00	200863702	AUD	Initial
Fully Paid Ordinary Shares	27-Sep-2019	EFT	5,657	1,074.83	1,074.83	460.64	0.00	0.00	1,074.83	1.0000	1,074.83	192670258	AUD	Initial

# Plato

INCOME MAXIMISER

PLATO INCOME MAXIMISER LIMITED (ASX: PL8) | ACN 616 746 215

PAYNE & HIRST MANUFACTURING  
PTY LTD  
<PAYNE & HIRST MFG S/F A/C>  
91 BRADMAN WAY  
URANGAN QLD 4655

All Registry Communication to:



GPO Box 5193, Sydney NSW 2001  
1300 283 664 (within Australia)  
+61 2 9593 5414 (international)  
hello@automicgroup.com.au  
www.automicgroup.com.au

Holder Number

X0081102040

## Summary of Key Information

Payment Date: 29 May 2020  
Record Date: 15 May 2020  
TFN/ABN Status: Quoted  
ASX Code: PL8

## Dividend Statement

Dear Shareholder

This statement represents your dividend of 0.4 cents per share for the period ended 30 April 2020. The dividend is fully franked (100%) at the Australian Corporate Tax Rate of 30%.

### Security Class: Ordinary Fully Paid Shares

Ordinary Shares	Dividend Rate per Share	Unfranked Amount	Franked Amount	Franking Credit
9,066	\$0.004000	\$0.00	\$36.26	\$15.54

### Important Notes

- You should retain this statement to assist you in preparing your tax return.
- Shareholders should obtain their own professional advice on the tax implications of this dividend.

## Dividend Summary

Dividend Rate per Share x No. of Shares

= Gross Payment

\$0.004000 x 9,066 Shares

= \$36.26

Gross Payment:	\$36.26
Less Withholding Tax:	\$0.00
Net Payment:	\$36.26

## Direct Credit Payment Confirmation

Your dividend has been credited to your financial institution in accordance with your payment instruction set out below.

Bank Domicile:	AUS
Bank Code (BSB):	083-052
Account Number:	*****861
Amount Deposited:	\$36.26
Date Credited:	29 May 2020

Dividend Payment: \$36.26

Make the switch to online communications and instantly enjoy the benefits - Quick, Secure and Easy.  
Visit <https://investor.automic.com.au>



# Plato

INCOME MAXIMISER

PLATO INCOME MAXIMISER LIMITED (ASX: PL8) | ACN 616 746 215

PAYNE & HIRST MANUFACTURING  
PTY LTD  
<PAYNE & HIRST MFG S/F A/C>  
91 BRADMAN WAY  
URANGAN QLD 4655

## Dividend Statement

Dear Shareholder

This statement represents your dividend of 0.4 cents per share for the period ended 31 March 2020. The dividend is fully franked (100%) at the Australian Corporate Tax Rate of 30%.

### Security Class: Ordinary Fully Paid Shares

Ordinary Shares	Dividend Rate per Share	Unfranked Amount	Franked Amount	Franking Credit
9,066	\$0.004000	\$0.00	\$36.26	\$15.54

### Important Notes

- You should retain this statement to assist you in preparing your tax return.
- Shareholders should obtain their own professional advice on the tax implications of this dividend.

All Registry Communication to:



GPO Box 5193, Sydney NSW 2001  
1300 288 664 (within Australia)  
+61 2 9698 5414 (international)  
hello@automicgroup.com.au  
www.automicgroup.com.au

### Holder Number

X0081102040

### Summary of Key Information

Payment Date: 30 April 2020  
Record Date: 20 April 2020  
TFN/ABN Status: Quoted  
ASX Code: PL8

### Dividend Summary

Dividend Rate per Share x No. of Shares

= Gross Payment

\$0.004000 x 9,066 Shares

= \$36.26

Gross Payment: \$36.26  
Less Withholding Tax: \$0.00  
Net Payment: \$36.26

### Direct Credit Payment Confirmation

Your dividend has been credited to your financial institution in accordance with your payment instruction set out below.

Bank Domicile: AUS  
Bank Code (BSB): 083-052  
Account Number: \*\*\*\*\*861  
Amount Deposited: \$36.26  
Date Credited: 30 April 2020

Dividend Payment: \$36.26

Make the switch to online communications and instantly enjoy the benefits - Quick, Secure and Easy.  
Visit <https://investor.automic.com.au>





SRG Global Limited  
ABN 81 104 662 259

000600 000 SRG



PAYNE & HIRST MANUFACTURING  
PTY LTD  
<PAYNE & HIRST MFG S/F A/C>  
23 TARAGALA STREET  
COWRA NSW 2794

## Update your information:



### Online:

[www.computershare.com.au/easyupdate/SRG](http://www.computershare.com.au/easyupdate/SRG)



### By Mail:

Computershare Investor Services Pty Limited  
GPO Box 2975 Melbourne  
Victoria 3001 Australia

## Enquiries:

(within Australia) 1300 850 505  
(international) +61 3 9415 4000

## Holder Identification Number (HIN)

X 0081102040

ASX Code	SRG
TFN/ABN Status	Quoted
Record Date	11 September 2019
Payment Date	23 October 2019
Direct Credit Reference No.	803380

## 2019 Final Dividend

Dear Securityholder,

This payment represents a final dividend of 0.5 cents per share for the year ended 30 June 2019. This dividend is paid on the shares registered in your name and entitled to participate as at the record date of 11 September 2019. For Australian income tax purposes, this payment is 100% franked at the corporate tax rate of 30%.

Please register at [www.computershare.com.au/easyupdate/SRG](http://www.computershare.com.au/easyupdate/SRG) in order to update your TFN, bank account and other details online.

Peter Wade  
Chairman

Class Description	Amount per Security	Number of Securities	Franked Amount	Unfranked Amount	Gross Payment
Ordinary Shares	0.5 cents	30,847	\$154.24	\$0.00	\$154.24
Net Payment					\$154.24
Franking Credit					\$66.10

**Note 1:** You should retain this statement to assist you in preparing your tax return.

**Note 2:** If you require your payment to be re-issued, you may be charged an administrative fee which will be deducted from your payment.

## Your Payment Instruction

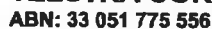
NATIONAL AUSTRALIA BANK LTD  
BSB: 083-052 Account number: 303397861

Amount Deposited

**AUD\$154.24**

If payment cannot be made to the above instruction, a cheque will be forwarded to your registered address.

## 54



**All Registry communications to:**  
TELSTRA CORPORATION LIMITED  
PO Box A942 SYDNEY SOUTH NSW 1234  
Telephone: 1300 88 66 77  
ASX Code: **TLS**  
Email: [telstra@linkmarketservices.com.au](mailto:telstra@linkmarketservices.com.au)  
Website: [www.linkmarketservices.com.au](http://www.linkmarketservices.com.au)

Reference No.: X\*\*\*\*\*2040  
Payment Date: 26 September 2019  
Record Date: 29 August 2019

## BANKING INSTRUCTIONS

The amount of AUD 256.00 was deposited to the bank account detailed below:

NATIONAL AUSTRALIA BANK

PAYNE & HIRST M  
BSB: 083-052 ACC: \*\*\*\*7861

DIRECT CREDIT REFERENCE NO.: 1233003495

**FRANKING INFORMATION**

Franked Rate per Share	\$0.08
Franking Percentage	100%
Company Tax Rate	30%

The final dividend for the period ended 30 June 2019 is comprised of a final ordinary dividend of 5 cents per share and a final special dividend of 3 cents per share, both fully franked at the company tax rate of 30%.

The total amount together with the franking credit (if any) should be disclosed as assessable income in your Australian tax return.

**Note:** You may require this statement for taxation purposes. All investors should seek independent advice relevant to their own particular circumstances.

Please ensure your details are current by viewing and updating via the online service centre.

# Payment Advice



## TELSTRA CORPORATION LIMITED

ABN: 33 051 775 556

### PAYNE & HIRST MANUFACTURING PTY LTD <PAYNE & HIRST

MFG S/F A/C>

91 BRADMAN WAY

URANGAN QLD

4655

All Registry communications to:  
TELSTRA CORPORATION LIMITED  
PO Box A942 SYDNEY SOUTH NSW 1234  
Telephone: 1300 88 66 77  
ASX Code: TLS  
Email: [telstra@linkmarketservices.com.au](mailto:telstra@linkmarketservices.com.au)  
Website: [www.linkmarketservices.com.au](http://www.linkmarketservices.com.au)

## DIVIDEND STATEMENT

Reference No.: X\*\*\*\*\*2040  
Payment Date: 27 March 2020  
Record Date: 27 February 2020

Security Description	Dividend Rate per Share	Participating Shares	Unfranked Amount	Franked Amount	Total Payment	Franking Credit
TLS - FULLY PAID ORDINARY SHARES	\$0.08	3,200	\$0.00	\$256.00	\$256.00	\$109.71
Less Withholding Tax					\$0.00	
Net Amount					AUD 256.00	
Represented By:						
Direct Credit amount					AUD 256.00	

## BANKING INSTRUCTIONS

The amount of AUD 256.00 was deposited to the bank account detailed below:

NATIONAL AUSTRALIA BANK

PAYNE & HIRST M

BSB: 083-052 ACC: \*\*\*\*\*7861

DIRECT CREDIT REFERENCE NO.: 1239303410

## FRANKING INFORMATION

Franked Rate per Share	\$0.08
Franking Percentage	100%
Company Tax Rate	30%

The interim dividend for the period ended 31 December 2019 is comprised of an interim ordinary dividend of 5 cents per share and an interim special dividend of 3 cents per share, both fully franked at the company tax rate of 30%.

The total amount together with the franking credit (if any) should be disclosed as assessable income in your Australian tax return.

Note: You may require this statement for taxation purposes. All investors should seek independent advice relevant to their own particular circumstances.

Please ensure your details are current by viewing and updating via the online service centre.

56



020530 000 WPL



PAYNE & HIRST MANUFACTURING  
PTY LTD  
<PAYNE & HIRST MFG S/F A/C>  
23 TARAGALA ST  
COWRA NSW 2794

## Update Your Information:

[www.investorcentre.com/wpl](http://www.investorcentre.com/wpl)


Computershare Investor Services Pty Limited  
GPO Box 2975 Melbourne  
Victoria 3001 Australia



1300 558 507 (within Australia)  
+61 3 9415 4632 (outside Australia)



## Holder Identification Number (HIN)

**X 0081102040**

ASX Code	WPL
TFN/ABN Status	Quoted
Record Date	27 August 2019
Payment Date	20 September 2019
Direct Credit Reference No.	660554

## DIVIDEND STATEMENT

The statement below represents your interim dividend for the half year ended 30 June 2019. This dividend is paid at the rate of 36 US cents (equivalent to 53.238687 Australian cents) per share on your holding of fully paid ordinary shares, registered in your name and eligible as at the record date 27 August 2019.

This dividend is fully franked (100%) at the tax rate of 30%.

Class Description	Amount per Security	Number of Securities	Franked Amount	Unfranked Amount	Total Payment
Ordinary Shares	A\$0.53238687	212	A\$112.87	A\$0.00	A\$112.87
<b>Net Payment</b>					<b>A\$112.87</b>
<b>Australian Franking Credit</b>					<b>A\$48.37</b>

## VIEW OR UPDATE YOUR SECURITY HOLDING DETAILS ONLINE

To view your security holding details please visit [www.investorcentre.com/wpl](http://www.investorcentre.com/wpl). When in Investor Centre, log in using your SRN/HIN and postcode (if within Australia) or country (if outside Australia). For security purposes, if you wish to update your information you will be required to login as an existing user with your User ID and password or register as a new user and create a User ID and password.

### Important Notes:

1. You should retain this statement to assist you in preparing your tax return.
2. If you require a replacement payment for any of your dividend payments, you may be charged a fee to cover the costs to reissue such payments.

## YOUR PAYMENT INSTRUCTION

NATIONAL AUSTRALIA BANK LTD  
BSB: 083-052 Account number: 303397861

**Amount Deposited**  
**A\$112.87**

If payment cannot be made to the above account, the dividend amount will be withheld pending receipt of your valid direct credit instructions.

**ASIC**

Australian Securities &amp; Investments Commission

ABN 86 768 265 615

**Inquiries**[www.asic.gov.au/invoices](http://www.asic.gov.au/invoices)

1300 300 630

PAYNE & HIRST MANUFACTURING PTY LTD  
BALANCE ACCOUNTANTS & ADVISERS  
PO BOX 727 COWRA NSW 2794

**INVOICE STATEMENT**

Issue date 03 Jun 20

**PAYNE & HIRST MANUFACTURING PTY LTD**

ACN 002 941 424

Account No. 22 002941424

**Summary**

Opening Balance	\$0.00
New items	\$54.00
Payments & credits	\$0.00
<b>TOTAL DUE</b>	<b>\$54.00</b>

- Amounts are not subject to GST. (Treasurer's determination - exempt taxes, fees and charges).
- Payment of your annual review fee will maintain your registration as an Australian company.

*Transaction details are listed on the back  
of this page*

**Please pay**

Immediately	<b>\$0.00</b>
By 03 Aug 20	<b>\$54.00</b>

*If you have already paid please ignore this  
invoice statement.*

- Late fees will apply if you do NOT
  - tell us about a change during the period that the law allows
  - bring your company or scheme details up to date within 28 days of the date of issue of the annual statement, or
  - pay your review fee within 2 months of the annual review date.
- Information on late fee amounts can be found on the ASIC website.

**ASIC**

Australian Securities &amp; Investments Commission

**PAYMENT SLIP****PAYNE & HIRST MANUFACTURING PTY LTD**

ACN 002 941 424

Account No: 22 002941424



22 002941424

<b>TOTAL DUE</b>	<b>\$54.00</b>
Immediately	<b>\$0.00</b>
By 03 Aug 20	<b>\$54.00</b>

*Payment options are listed on the back  
of this payment slip*

*PAID.  
17-6-20*



**Billers Code:** 17301  
**Ref:** 2290029414245



\*814 129 0002290029414245 22



# SUPER AUDITS

## TAX INVOICE

**Supplier:** Super Audits

**Auditor:** A.W. Boys  
SMSF Auditor Number (SAN) 100014140  
Registered Company Auditor (67793)

**Address:** Box 3376  
Rundle Mall 5000

**ABN:** 20 461 503 652

**Services:** Auditing

**Date:** 30 August 2019

**Recipient:** Payne & Hirst Manufacturing Pty Ltd Super Fund

**Address:** C/- PO Box 727, COWRA N.S.W. 2794

### Description of Services

Statutory audit of the Payne & Hirst Manufacturing Pty Ltd Super Fund for the financial year ending 30 June 2019.

**Fee:** \$350.00

**GST:** \$35.00

**Total:** \$385.00

Payment can be made with a cheque payable to Super Audits postal address being Box 3376 Rundle Mall 5000 or alternatively an EFT can be made BSB 015-056 Account No. 387392386.

AUDITING  
DUE DILIGENCE  
FORENSIC ACCOUNTING

# SuperDepot.

# Acis.

20/06/2019

The Trustee/s  
Payne & Hirst Manufacturing Pty Limited Superannuation Fund

ABN 47 131 906 851

P 1800 773 477

F 1800 655 556

acis@acis.net.au

acis.net.au

---

**Tax Invoice No. 559881**

Our fees in relation to the following:  
**Payne & Hirst Manufacturing Pty Limited Superannuation Fund**  
Annual Subscription to SuperDepot (valid until 30 June 2020)

Acis Fees	\$60.00
GST	\$6.00
<b>Total</b>	<b>\$66.00</b>

---

**Payment Options****BPAY/Credit Card**

Payment may be made by BPAY or  
by completing credit card details  
below and returning it to our office.

**Direct Deposit**

Direct deposits to Acis:

BSB 034 001

Account No. 26 5276

(please quote invoice number)

**Post**

Mail your remittance

to Acis at:

Locked Bag 1,

Fortitude Valley Qld 4006

---

**Credit Card Details**

Please debit the following card details by the amount of **\$66.00**

Type of Card ☐ Visa ☐ Mastercard ☐ Diners Club\* ☐ Amex\* \*3% SURCHARGE APPLIES

Card Number

Expires

CCV

Name on Card

Signature



**Bill Code: 27318**  
**Ref: 159835598818**

**Inv No. 559881**  
**ClientID 25335**

**Australian Company**  
**Incorporation Services**  
**Pty Ltd**

PAID. 1-8-2019.

ABN: 94 161 034 699  
Phone: 02 6342 3524  
Fax: 02 6342 1161  
Email: [admin@balance.accountants](mailto:admin@balance.accountants)

## TAX INVOICE

Payne & Hirst Manufacturing Pty Ltd  
Superannuation Fund  
23 Taragala Street  
Cowra  
NSW 2794

Date  
Invoice Number  
Invoice Due Date

11 June 2019  
1002717  
25 June 2019

### For professional services rendered

Amount

Preparation and completion of the Australian Securities & Investments  
Commission Annual Company Statement.  
Preparation of the annual documents required for the company and  
preparation of the Annual Review Filing Fee Invoice.  
Forwarding for signature and payment.

150.00

Subtotal \$150.00

GST \$15.00

**Invoice Total \$165.00**

Less Payments \$.00

**Amount Due \$165.00**

### REMITTANCE ADVICE

From: Payne & Hirst Manufacturing Pty Ltd  
Superannuation Fund  
Invoice Number: 1002717

Amount Due: 165.00  
Due Date: 25 June 2019

Amount Paid:

*PAID 4-7-19*

☐ by Credit Card  

☐ by Cheque  
☐ by Direct Credit

Number:

Name on Credit card:  CVC:

Signature:  Expiry date:

#### DIRECT CREDIT:

BSB 082-811  
Account 248 946 318  
Please quote Invoice No:  
1002717

## TAX INVOICE

Payne & Hirst Manufacturing Pty Ltd  
91 Bradman Way  
URANGAN  
QLD 4655  
Australia

Date 9 June 2020  
Invoice Number 1005725  
Invoice Due Date 23 June 2020

For professional services rendered	Amount
Preparation and completion of the Australian Securities & Investments Commission Annual Company Statement. Preparation of the annual documents required for the company and preparation of the Annual Review Filing Fee Invoice. Forwarding for signature and payment.	150.00
Subtotal	\$150.00
GST	\$15.00
<b>Invoice Total</b>	<b>\$165.00</b>
Less Payments	\$0.00
<b>Amount Due</b>	<b>\$165.00</b>

PAID.

### How To Pay

Payment Required By **23 June 2020**



#### Credit Card

To pay online, click on or go to  
<https://balance.accountants/payments>



#### Cheque

By Mail to  
18 Redfern St,  
Cowra NSW 2794



#### Monthly Instalments

(for Business ABN holders and amounts greater than \$1,000)

To arrange, click on or go to  
<https://balance.accountants/payments>



#### By EFT

BSB: 082 811  
ACC: 248 946 318  
Reference: ClientCode /Invoice No.

62



ASIC

Australian Securities & Investments Commission

ABN 86 768 265 615

Inquiries

www.asic.gov.au/invoices

1300 300 630

PAYNE & HIRST MANUFACTURING PTY LTD  
BALANCE ACCOUNTANTS & ADVISERS  
PO BOX 727 COWRA NSW 2794

INVOICE STATEMENT

Issue date 03 Jun 19

PAYNE & HIRST MANUFACTURING PTY LTD

ACN 002 941 424

Account No. 22 002941424

Summary

Opening Balance	\$0.00
New items	\$53.00
Payments & credits	\$0.00
<b>TOTAL DUE</b>	<b>\$53.00</b>

- Amounts are not subject to GST. (Treasurer's determination - exempt taxes, fees and charges).
- Payment of your annual review fee will maintain your registration as an Australian company.

Transaction details are listed on the back of this page

Please pay

Immediately	\$0.00
By 03 Aug 19	\$53.00

If you have already paid please ignore this invoice statement.

- Late fees will apply if you do NOT
  - tell us about a change during the period that the law allows
  - bring your company or scheme details up to date within 28 days of the date of issue of the annual statement, or
  - pay your review fee within 2 months of the annual review date.
- Information on late fee amounts can be found on the ASIC website.

PAID. 4-7-2019.



ASIC

Australian Securities & Investments Commission

PAYMENT SLIP

PAYNE & HIRST MANUFACTURING PTY LTD

ACN 002 941 424

Account No: 22 002941424



22 002941424

<b>TOTAL DUE</b>	<b>\$53.00</b>
<b>Immediately</b>	<b>\$0.00</b>
<b>By 03 Aug 19</b>	<b>\$53.00</b>

Payment options are listed on the back of this payment slip



Billers Code: 17301  
Ref: 2290029414245



\*814 129 0002290029414245 22

## TAX INVOICE

Payne & Hirst Manufacturing Pty Ltd  
Superannuation Fund  
23 Taragala Street  
Cowra  
NSW 2794

Date 2 September 2019  
Invoice Number I003689  
Invoice Due Date 16 September 2019

### For professional services rendered

### Amount

Processing and reconciling financial information provided for the year.  
Preparation of financial statements and reports, including notes to the accounts and detailed profit and loss statement and the schedule to the accounts for the year.  
Preparation of the income tax return for the year.  
Preparation of schedules required with income tax return.  
Attending to lodgement of the income tax return with the Australian Taxation Office.

\$2,350.00

Subtotal \$2,350.00

GST \$235.00

**Invoice Total \$2,585.00**

Less Payments \$.00

**Amount Due \$2,585.00**

### REMITTANCE ADVICE

From: Payne & Hirst Manufacturing Pty Ltd  
Superannuation Fund  
Invoice Number: I003689

Amount Due: 2,585.00  
Due Date: 16 September 2019

Amount Paid:

☐ by Credit Card



☐



☐ by Cheque  
☐ by Direct Credit

Number: \_\_\_\_\_

Name on Credit card: \_\_\_\_\_

CVC: \_\_\_\_\_

Signature: \_\_\_\_\_

Expiry date: \_\_\_\_ / \_\_\_\_ / \_\_\_\_

#### DIRECT CREDIT:

BSB 082-811  
Account 248 946 318  
Please quote Invoice No:  
I003689