

---

# **Workpapers - 2022 Financial Year**

## **Peter Milton Super Fund**

Preparer: Desiree Yutuc

Reviewer: Steven Lee

Printed: 02 December 2022

---

## Lead Schedule

### 2022 Financial Year

Code	Workpaper	CY Balance	LY Balance	Change	Status
23800	Distributions Received	(\$41.25)		100%	Completed
23900	Dividends Received	(\$1,721.48)		100%	Completed
24700	Changes in Market Values of Investments	\$19,555.96		100%	Completed
25000	Interest Received	(\$1,381.13)	(\$2,146.07)	(35.64)%	Completed
30100	Accountancy Fees	\$920.00	\$990.00	(7.07)%	Completed
30400	ATO Supervisory Levy	\$259.00	\$259.00	0%	Completed
30700	Auditor's Remuneration	\$550.00	\$450.00	22.22%	Completed
41600	Pensions Paid	\$9,800.00	\$10,000.00	(2)%	Completed
48500	Income Tax Expense	(\$335.86)		100%	Completed
49000	Profit/Loss Allocation Account	(\$27,605.24)	(\$9,552.93)	188.97%	Completed
50000	Members	(\$360,991.32)	(\$388,596.56)	(7.1)%	Completed
60400	Bank Accounts	\$346,503.46	\$378,596.56	(8.48)%	Completed
74700	Managed Investments (Australian)	\$10,000.00	\$10,000.00	0%	Completed
77600	Shares in Listed Companies (Australian)	\$4,152.00		100%	Completed
78000	Stapled Securities			0%	Completed
85000	Income Tax Payable /Refundable	\$335.86		100%	Completed
A	Financial Statements				Completed

Code	Workpaper	CY Balance	LY Balance	Change	Status
B	Permanent Documents				Completed
C	Other Documents				Completed
D	Pension Documentation				Completed
E	Estate Planning				Completed

# 23800 - Distributions Received

2022 Financial Year

**Preparer** Desiree Yutuc

**Reviewer** Steven Lee

**Status** Completed

Account Code	Description	CY Balance	LY Balance	Change
ARF.AX2	Arena Reit.	(\$41.25)		100%
<b>TOTAL</b>		<b>CY Balance</b>	<b>LY Balance</b>	
		(\$41.25)		

## Supporting Documents

- Distribution Reconciliation Report [Report](#)
- ARF\_Arena\_REIT\_Arena\_REIT\_Management\_Limited\_December\_2021\_Distribution\_2022\_Feb\_03.pdf [ARF.AX2](#)
- ARF\_Arena\_REIT\_Fully\_Paid\_Stapled\_Securities\_June\_2022\_Tax\_Statement\_2022\_Aug\_19.pdf [ARF.AX2](#)

## Standard Checklist

- Attach a copy of all Tax Statements
- Attach a copy of Distribution Reconciliation Report
- Ensure all Distributions have been reviewed on [Distribution Tax Automation](#)



Peter Milton Super Fund

# Distribution Reconciliation Report

For The Period 01 July 2021 - 30 June 2022

Date	Payment Received	Non Primary Production Income (A) * <sub>1</sub>				Distributed Capital Gains (B) * <sub>2</sub>					Foreign Income * <sub>3</sub>		Non-Assessable			Taxable Income	
		Franked	Unfranked	Interest/ Other	Franking Credits	Discounted (After Discount)	Rate * <sub>5</sub>	CGT Concession	Indexed	Other	Foreign Income	Foreign Credits	Tax Exempt	Tax Free	Tax Deferred / AMIT * <sub>6</sub>		
<b>Stapled Securities</b>																	
ARF.AX Arena Reit.																	
23/03/2022	41.25						S									0.00	
30/06/2022	0.00	0.00	0.00	35.48	0.00	3.47	I	3.47	0.00	0.27	0.00	0.00	0.00	0.00	0.00	16.56	39.22
	41.25	0.00	0.00	35.48	0.00	3.47		3.47	0.00	0.27	0.00	0.00	0.00	0.00	0.00	16.56	39.22
<i>Net Cash Distribution:</i>	41.25																
	<b>41.25</b>	<b>0.00</b>	<b>0.00</b>	<b>35.48</b>	<b>0.00</b>	<b>3.47</b>		<b>3.47</b>	<b>0.00</b>	<b>0.27</b>	<b>0.00</b>	<b>0.00</b>	<b>0.00</b>	<b>0.00</b>	<b>0.00</b>	<b>16.56</b>	<b>39.22</b>

Peter Milton Super Fund

# Distribution Reconciliation Report

For The Period 01 July 2021 - 30 June 2022

Date	Non Primary Production Income (A) * <sub>1</sub>				Distributed Capital Gains (B) * <sub>2</sub>				Foreign Income * <sub>3</sub>		Non-Assessable				Taxable Income	
	Payment Received	Franked	Unfranked	Interest/ Other	Franking Credits	Discounted (After Discount)	Rate * <sub>5</sub>	CGT Concession	Indexed	Other	Foreign Income	Foreign Credits	Tax Exempt	Tax Free		Tax Deferred / AMIT * <sub>6</sub>
<b>TOTAL</b>	41.25	0.00	0.00	35.48	0.00	3.47		3.47	0.00	0.27	0.00	0.00	0.00	0.00	16.56	39.22

**Total Distributed Gains**

Discount Rate	Discounted	Gross
Superfund 1/3	0.00	0.00
Individual 50%(I)	3.47	7.21
<b>Total</b>	<b>3.47</b>	<b>7.21</b>

\*<sub>1</sub> Summary of Non Primary Production Income (A)

Tax Label	Franked	Unfranked	Interest/Other	Less Other Deduction	Income Before Credits * <sub>7</sub>	Franking Credits	Total Including Credits
11M Gross trust distributions	0.00	0.00	35.48	0.00	35.48	0.00	35.48

\*<sub>2</sub> Forms part of the Net Capital Gains calculation for Tax Label 11A.

\*<sub>3</sub> Forms part of the Foreign Credits calculation for Tax Label 11D, D1, 13C1.

\*<sub>4</sub> Taxable Income is designed to match Tax Statement provided by Fund Manager.

Taxable Income in the SMSF Annual Return will be different due to application of Capital Losses in Net Capital Gain calculation and application of different discount method.

\*<sub>5</sub> This is the discount rate selected for the transaction. "S" being Super Funds at 1/3 and "I" being Individual at 50%.

\*<sub>6</sub> AMIT cost base net increase is reflected as negative amount i.e. negative tax deferred and AMIT cost base net decrease is reflected as positive amount i.e. positive tax deferred.

\*<sub>7</sub> Sum of Income Before Credits reconciles with Taxable Trust Distributions in Statement of Taxable Income.

^ Variance between Payment Received and Net Cash Distribution.



**Arena REIT**  
 Stapled Group Comprising  
 Arena REIT Limited (ACN 602 365 186)  
 Arena REIT No. 1 (ARSN 106 891 641) and  
 Arena REIT No. 2 (ARSN 101 067 878)

Responsible Entity:  
 Arena REIT Management Limited ABN 28 600 069 761

**All correspondence and enquiries to:**  
 Boardroom  
 GPO Box 3993  
 Sydney NSW 2001  
 Ph: 1800 008 494  
 Web: [www.arena.com.au](http://www.arena.com.au)  
 Email: [info@arena.com.au](mailto:info@arena.com.au)



MR PETER FRANK MILTON &  
 MRS SUZANNE JOY SIM  
 <PETER MILTON SUPER FUND A/C>  
 136 LUCAS ROAD  
 SEVEN HILLS NSW 2147

**Reference Number:** X\*\*\*\*\*4639  
**TFN/ABN Status:** Not Quoted  
**Record Date:** 31/12/2021  
**Payment Date:** 03/02/2022

## Distribution Statement – Period Ended 31 December 2021

**Payment Description:** Arena REIT December 2021 Distribution

**Security Class:** Arena REIT - Fully Paid Stapled Securities

**ASX Code:** ARF

Units Held at Record Date	Distribution Rate Per Unit	Gross Distribution Amount <sup>1</sup>	Withholding Tax <sup>2</sup>	Net Distribution Amount
1,500	3.95 cents	\$59.25	\$18.00	\$41.25

- All distributions are in Australian dollars.
- Withholding tax is deducted if your TFN or ABN has not been recorded or if non-resident withholding tax applies.

If you have any questions about your investment, please contact your financial adviser or Arena REIT Management Limited on 1800 008 494 or at [info@arena.com.au](mailto:info@arena.com.au). Alternatively, you may log onto [www.investorserve.com.au](http://www.investorserve.com.au) to submit your details.

S00061416978

Information for Custodians and Nominee Companies only

A breakdown of this distribution's estimated taxation components can be found on our website [www.arena.com.au](http://www.arena.com.au). This should assist you in determining the appropriate level of withholding tax to be applied to foreign residents.

## Important Notice - Distribution Payment Withheld

Please note that as at the Record Date we had not received your direct credit banking instructions and as a result, in accordance with the Company's direct credit distribution payment policy, **payment of your distribution entitlement has been withheld**. Your distribution entitlement will be credited to your nominated account after receipt of your valid direct credit banking instructions.

To update your bank account, TFN and other details, please log onto [www.arena.com.au](http://www.arena.com.au), call Boardroom Pty Limited on 1300 737 760 (within Australia) or +61 9290 9600 (outside Australia), or email [info@arena.com.au](mailto:info@arena.com.au) to update your details.

Your distribution entitlement will not bear any interest. If you have submitted your direct credit banking instructions since the Record Date, we will process your distribution payment as soon as practicable.

Please retain this statement for taxation purposes.

**Arena REIT**

Stapled Group Comprising  
Arena REIT Limited (ACN 602 365 186)  
Arena REIT No. 1 (ARSN 106 891 641) and  
Arena REIT No. 2 (ARSN 101 067 878)

Responsible Entity:  
Arena REIT Management Limited ABN 28 600 069 761

**All correspondence and enquiries to:**

Boardroom  
GPO Box 3993  
Sydney NSW 2001  
Ph: 1800 008 494  
Web: [www.arena.com.au](http://www.arena.com.au)  
Email: [info@arena.com.au](mailto:info@arena.com.au)

MR PETER FRANK MILTON &  
MRS SUZANNE JOY SIM  
<PETER MILTON SUPER FUND A/C>  
136 LUCAS ROAD  
SEVEN HILLS NSW 2147

**Arena REIT (ASX Code: ARF)**

**Investor Number:** 0049534639

**Investor Name:** MR PETER FRANK MILTON & MRS SUZANNE JOY SIM

**AMIT Member Annual Statement (AMMA Statement) for the year ended 30 June 2022**

This statement assumes that you are an Australian resident individual unitholder. We recommend that if this is not applicable or your situation is unusual or complex that you seek professional advice.

**Summary of 2022 Tax Return (supplementary section) Items**

<b>Tax Return (supplementary section)</b>	<b>Amount (\$)<sup>1</sup></b>	<b>Tax Return Label</b>
Share of non-primary production (NPP) income	35.48	13U
NPP income - Franked distributions from trusts <sup>2</sup>	0.00	13C
Other deductions relating to NPP distributions	0.00	13Y
Share of franking credit from franked dividends	0.00	13Q
Share of credit for TFN amounts withheld	18.00	13R
Share of credit for non-resident withholding amounts withheld	0.00	13A
Total current year capital gains	7.21	18H
Net capital gain	3.74	18A
Assessable foreign source income	0.00	20E
Other net foreign source income	0.00	20M
Foreign income tax offsets <sup>3</sup>	0.00	20O

S00061416978

Please see reverse for detailed components of the distribution.

# Arena REIT 1

## Components of Distribution

	Cash Distribution (\$)	Tax Paid/Offsets (\$) (E)	Attribution Amount (\$)
<b>Australian Income</b>			
Dividends – Unfranked	0.00		0.00
Conduit Foreign Income	0.00		0.00
Interest	0.00		0.00
Other income	29.65		29.65
NCMI - Non primary production	0.00		0.00
<b>Non-Primary Production Income (A)</b>	<b>29.65</b>		<b>29.65</b>
<b>Dividends: Franked amount (Franked Dist) (X)</b>	0.00	0.00	0.00
<b>Capital Gains</b>			
Discounted capital gain (TAP)	3.26	0.00	3.26
Discounted capital gain (NTAP)	0.00	0.00	0.00
Capital gains – Other method (TAP)	0.00	0.00	0.00
Capital gains – Other method (NTAP)	0.00	0.00	0.00
<b>Net Capital Gain</b>	<b>3.26</b>	<b>0.00</b>	<b>3.26</b>
<b>AMIT CGT Gross up amount</b>			3.26
<b>Other capital gains distribution</b>	3.26		
<b>Total current year capital gains (C)</b>	<b>6.52</b>		<b>6.52</b>
<b>Foreign Income</b>			
Assessable foreign source income	0.00	0.00	0.00
<b>Total foreign income (D)</b>	<b>0.00</b>	<b>0.00</b>	
<b>Other Non-Assessable Amounts</b>			
Net exempted amounts	0.00		
Non-assessable non-exempt amounts (F)	0.00		
Other non-attributable amounts	15.38		
<b>Gross Cash Distribution (G)</b>	<b>51.55</b>		
<b>Attribution Managed Investment Trust (AMIT) cost base adjustments</b>			
AMIT cost base net amount – excess (decrease)	15.38		
AMIT cost base net amount – shortfall (increase)	0.00		
<b>Other amounts deducted from trust distributions</b>			
Less: TFN amounts withheld	16.00		
Less: Non-resident withholding tax	0.00		
Less: Other expenses	0.00		
<b>Net Cash Distribution</b>	<b>35.55</b>		

### Notes:

1. All amounts are in Australian dollars and withholding tax has been deducted where applicable.
2. Trustees may choose to show the franked distributions at label 13C rather than at label 13U.
3. If your total foreign income tax offset from all sources for the year is \$1,000 or less, then you can claim this amount in full. Otherwise you will need to refer to the publication Guide To Foreign Income Tax Offset Rules (NAT 72923) to work out your entitlement.

**PLEASE RETAIN THIS STATEMENT FOR INCOME TAX PURPOSES**

## Arena REIT 2

### Components of Distribution

	Cash Distribution (\$)	Tax Paid/Offsets (\$) (E)	Attribution Amount (\$)
<b>Australian Income</b>			
Dividends – Unfranked	0.00		0.00
Conduit Foreign Income	0.00		0.00
Interest	0.00		0.00
Other income	5.83		5.83
NCMI - Non primary production	0.00		0.00
<b>Non-Primary Production Income (A)</b>	<b>5.83</b>		<b>5.83</b>
<b>Dividends: Franked amount (Franked Dist) (X)</b>	0.00	0.00	0.00
<b>Capital Gains</b>			
Discounted capital gain (TAP)	0.21	0.00	0.21
Discounted capital gain (NTAP)	0.00	0.00	0.00
Capital gains – Other method (TAP)	0.27	0.00	0.27
Capital gains – Other method (NTAP)	0.00	0.00	0.00
<b>Net Capital Gain</b>	<b>0.48</b>	0.00	<b>0.48</b>
<b>AMIT CGT Gross up amount</b>			0.21
<b>Other capital gains distribution</b>	0.21		
<b>Total current year capital gains (C)</b>	<b>0.69</b>		<b>0.69</b>
<b>Foreign Income</b>			
Assessable foreign source income	0.00	0.00	0.00
<b>Total foreign income (D)</b>	<b>0.00</b>	<b>0.00</b>	
<b>Other Non-Assessable Amounts</b>			
Net exempted amounts	0.00		
Non-assessable non-exempt amounts (F)	0.00		
Other non-attributable amounts	1.18		
<b>Gross Cash Distribution (G)</b>	<b>7.70</b>		
<b>Attribution Managed Investment Trust (AMIT) cost base adjustments</b>			
AMIT cost base net amount – excess (decrease)	1.18		
AMIT cost base net amount – shortfall (increase)	0.00		
<b>Other amounts deducted from trust distributions</b>			
Less: TFN amounts withheld	2.00		
Less: Non-resident withholding tax	0.00		
Less: Other expenses	0.00		
<b>Net Cash Distribution</b>	<b>5.70</b>		

#### Notes:

1. All amounts are in Australian dollars and withholding tax has been deducted where applicable.
2. Trustees may choose to show the franked distributions at label 13C rather than at label 13U.
3. If your total foreign income tax offset from all sources for the year is \$1,000 or less, then you can claim this amount in full. Otherwise you will need to refer to the publication Guide To Foreign Income Tax Offset Rules (NAT 72923) to work out your entitlement.

**PLEASE RETAIN THIS STATEMENT FOR INCOME TAX PURPOSES**

This page has been intentionally left blank

## 23900 - Dividends Received

2022 Financial Year

Preparer Desiree Yutuc

Reviewer Steven Lee

Status Completed

Account Code	Description	CY Balance	LY Balance	Change
ANG.AX	Austin Engineering Limited - Ordinary Fully Paid	(\$12.68)		100%
CDD.AX	Cardno Limited	(\$741.00)		100%
COG.AX	Consolidated Operations Group Limited	(\$84.00)		100%
GRR.AX	Grange Resources Limited.	(\$200.00)		100%
IGL.AX	Ive Group Limited	(\$178.50)		100%
IVC.AX	Invocare Limited	(\$49.45)		100%
KPG.AX	Kelly Partners Group Holdings Limited	(\$13.36)		100%
NWH.AX	Nrw Holdings Limited	(\$53.35)		100%
PGF.AX	Pm Capital Global Opportunities Fund Limited	(\$90.00)		100%
PMV.AX	Premier Investments Limited	(\$80.04)		100%
PRU.AX	Perseus Mining Limited	(\$15.30)		100%
RHI.AX	Red Hill Iron Limited	(\$112.00)		100%
RIC.AX	Ridley Corporation Limited	(\$91.80)		100%
	<b>TOTAL</b>	<b>CY Balance</b>	<b>LY Balance</b>	
		(\$1,721.48)		

### Supporting Documents

- Investment Income Comparison Report [Report](#)
- Dividend Reconciliation Report [Report](#)
- 2022\_Commsec\_Interest & Div Summary.pdf



- CDD\_Payment\_Advice\_2021\_12\_22.pdf [CDD.AX](#)
- PRU\_Payment\_Advice\_2021\_12\_10.pdf [PRU.AX](#)
- PRU\_Capital return ruling.pdf [PRU.AX](#)

### Standard Checklist

- Attach copies of all dividend statements
- Attach copy of Dividend Reconciliation Report
- Attach copy of Investment Income Comparison Report

Peter Milton Super Fund

# Dividend Reconciliation Report

For The Period 01 July 2021 - 30 June 2022

Date	Net Payment Received	Australian Income			Foreign Income			Withheld		
		Unfranked	Franked	Franking Credits	Foreign Income	Foreign Credits	NZ Credits	TFN Withheld	Non-Resident	LIC Deduction
<b>Shares in Listed Companies (Australian)</b>										
ANG.AX Austin Engineering Limited - Ordinary Fully Paid										
06/04/2022	12.68	0.00	12.68	5.43						
	12.68	0.00	12.68	5.43						
CDD.AX Cardno Limited										
22/12/2021	741.00	741.00								
	741.00	741.00								
COG.AX Consolidated Operations Group Limited										
28/04/2022	84.00	0.00	84.00	36.00						
	84.00	0.00	84.00	36.00						
GRR.AX Grange Resources Limited.										
29/03/2022	200.00	0.00	200.00	85.71						
	200.00	0.00	200.00	85.71						
IGL.AX Ive Group Limited										
14/04/2022	178.50	0.00	178.50	76.50						
	178.50	0.00	178.50	76.50						
IVC.AX Invocare Limited										
02/12/2022										



Peter Milton Super Fund

# Dividend Reconciliation Report

For The Period 01 July 2021 - 30 June 2022

Date	Net Payment Received	Australian Income			Foreign Income			Withheld		
		Unfranked	Franked	Franking Credits	Foreign Income	Foreign Credits	NZ Credits	TFN Withheld	Non-Resident	LIC Deduction
PRU.AX Perseus Mining Limited										
06/01/2022	15.30	27.30						12.00		
	15.30	27.30						12.00		
RHI.AX Red Hill Iron Limited										
31/05/2022	112.00	112.00	0.00	0.00						
	112.00	112.00	0.00	0.00						
RIC.AX Ridley Corporation Limited										
29/04/2022	91.80	0.00	91.80	39.34						
	91.80	0.00	91.80	39.34						
	<b>1,721.48</b>	<b>1,019.75</b>	<b>713.73</b>	<b>305.86</b>				<b>12.00</b>		

**Peter Milton Super Fund**  
**Dividend Reconciliation Report**

For The Period 01 July 2021 - 30 June 2022

Date	Net Payment Received	Australian Income			Foreign Income			Withheld		
		Unfranked	Franked	Franking Credits	Foreign Income	Foreign Credits	NZ Credits	TFN Withheld	Non-Resident	LIC Deduction
TOTAL	1,721.48	1,019.75	713.73	305.86				12.00		

**Tax Return Reconciliation**

	Totals	Tax Return Label
Unfranked	1,019.75	J
Franked Dividends	713.73	K
Franking Credits	305.86	L

Peter Milton Super Fund

# Investment Income Comparison Report

As at 30 June 2022

Investment	Ledger Data			ASX & UUT Data							
	Transaction Date	Income Amount	Franking Credit	Date Payable	Ex Div/Dist Date	Units On Hand	45 Day Qualified	Amount per share/unit	Estimated Income	Estimated Franking*	
<b>Reconciled</b>											
<b>Shares in Listed Companies (Australian)</b>											
ANG.AX	Austin Engineering Limited - Ordinary Fully Paid	06/04/2022	12.68	5.43	06/04/2022	14/03/2022	6,340.00	6,340.00	0.0020	12.68	5.43
CDD.AX	Cardno Limited	22/12/2021	741.00		22/12/2021	14/12/2021	1,300.00	1,300.00	0.5700	741.00	0.00
COG.AX	Consolidated Operations Group Limited	28/04/2022	84.00	36.00	28/04/2022	24/03/2022	2,400.00	2,400.00	0.0350	84.00	36.00
GRR.AX	Grange Resources Limited.	29/03/2022	200.00	85.71	29/03/2022	11/03/2022	2,000.00	2,000.00	0.1000	200.00	85.71
IGL.AX	Ive Group Limited	14/04/2022	178.50	76.50	14/04/2022	15/03/2022	2,100.00	2,100.00	0.0850	178.50	76.50
IVC.AX	Invocare Limited	08/04/2022	49.45	0.00	08/04/2022	03/03/2022	430.00	0.00	0.1150	49.45	0.00
KPG.AX	Kelly Partners Group Holdings Limited				31/01/2022	19/01/2022	920.00	920.00	0.0036	3.34	1.43
KPG.AX	Kelly Partners Group Holdings Limited	21/02/2022	3.34	1.43							
KPG.AX	Kelly Partners Group Holdings Limited	28/02/2022	3.34	1.43	28/02/2022	17/02/2022	920.00	920.00	0.0036	3.34	1.43
KPG.AX	Kelly Partners Group Holdings Limited	31/03/2022	3.34	1.43	31/03/2022	22/03/2022	920.00	920.00	0.0036	3.34	1.43
KPG.AX	Kelly Partners Group Holdings Limited	29/04/2022	3.34	1.43	29/04/2022	19/04/2022	920.00	920.00	0.0036	3.34	1.43
NWH.AX	Nrw Holdings Limited	07/04/2022	53.35	22.86	07/04/2022	21/03/2022	970.00	970.00	0.0550	53.35	22.86
PGF.AX	Pm Capital Global Opportunities Fund Limited	29/04/2022	90.00	0.00	29/04/2022	01/04/2022	1,800.00	0.00	0.0500	90.00	0.00
PMV.AX	Premier Investments Limited	27/01/2022	80.04	34.30	27/01/2022	05/01/2022	174.00	174.00	0.4600	80.04	34.30
RHI.AX	Red Hill Iron Limited	31/05/2022	112.00	0.00	31/05/2022	16/05/2022	560.00	0.00	0.2000	112.00	0.00
RIC.AX	Ridley Corporation Limited	29/04/2022	91.80	39.34	29/04/2022	07/04/2022	2,700.00	2,700.00	0.0340	91.80	39.34
			<b>1,706.18</b>	<b>305.86</b>					<b>1.7205</b>	<b>1,706.18</b>	<b>305.86</b>
<b>Stapled Securities</b>											
ARF.AX	Arena Reit.				03/02/2022	30/12/2021	1,500.00	0.00	0.0395	59.25	0.00

Peter Milton Super Fund

# Investment Income Comparison Report

As at 30 June 2022

Investment	Ledger Data			ASX & UUT Data						
	Transaction Date	Income Amount	Franking Credit	Date Payable	Ex Div/Dist Date	Units On Hand	45 Day Qualified	Amount per share/unit	Estimated Income	Estimated Franking*
ARF.AX	Arena Reit.	23/03/2022	41.25							
ARF.AX	Arena Reit.	30/06/2022	18.00	0.00						
			<b>59.25</b>	<b>0.00</b>				<b>0.0395</b>	<b>59.25</b>	<b>0.00</b>
<b>Unreconciled</b>										
<b>Shares in Listed Companies (Australian)</b>										
PRU.AX	Perseus Mining Limited	06/01/2022	27.30							
			<b>27.30</b>							
			<b>1,792.73</b>	<b>305.86</b>				<b>1.7600</b>	<b>1,765.43</b>	<b>305.86</b>

\*Franking credit is estimated using 45 day qualified units. The estimation might not be accurate for preference shares and hedging arrangements.

# Interest & Estimated Dividend Summary



1 JULY 2021 - 30 JUNE 2022

SHARES - 4203672 - HIN 49534639

MR PETER FRANK MILTON + MRS SUZANNE JOY SIM <PETER MILTON SUPER FUND A/C>

## ESTIMATED DIVIDEND SUMMARY

### ANG - AUSTIN ENGINEERING FPO (ORDINARY FULLY PAID)

Ex-div date	Payment Date	Type	Dividend per share	Units	Est. Unfranked Amount	Est. Franked Amount	Est. Total Dividend	Est. Franking Credit
14-Mar-2022	06-Apr-2022	Interim	\$0.0020	6,340	\$0.00	\$12.68	\$12.68	\$5.43
<b>Sub Total</b>					<b>\$0.00</b>	<b>\$12.68</b>	<b>\$12.68</b>	<b>\$5.43</b>

### ARF - ARENA REIT. STAPLED (FULLY PAID ORDINARY/UNITS STAPLED SECURITIES)

Ex-div date	Payment Date	Type	Dividend per share	Units	Est. Unfranked Amount	Est. Franked Amount	Est. Total Dividend	Est. Franking Credit
30-Dec-2021	03-Feb-2022	Interim	\$0.0395	1,500	\$59.25	\$0.00	\$59.25	\$0.00
<b>Sub Total</b>					<b>\$59.25</b>	<b>\$0.00</b>	<b>\$59.25</b>	<b>\$0.00</b>

### CDD - CARDNO LIMITED FPO (ORDINARY FULLY PAID)

Ex-div date	Payment Date	Type	Dividend per share	Units	Est. Unfranked Amount	Est. Franked Amount	Est. Total Dividend	Est. Franking Credit
14-Dec-2021	22-Dec-2021	Interim	\$0.5700	1,300	\$741.00	\$0.00	\$741.00	\$0.00
<b>Sub Total</b>					<b>\$741.00</b>	<b>\$0.00</b>	<b>\$741.00</b>	<b>\$0.00</b>

### COG - CONSOLIDATED OPS GP FPO (ORDINARY FULLY PAID)

Ex-div date	Payment Date	Type	Dividend per share	Units	Est. Unfranked Amount	Est. Franked Amount	Est. Total Dividend	Est. Franking Credit
24-Mar-2022	28-Apr-2022	Interim	\$0.0350	2,400	\$0.00	\$84.00	\$84.00	\$36.00
<b>Sub Total</b>					<b>\$0.00</b>	<b>\$84.00</b>	<b>\$84.00</b>	<b>\$36.00</b>

### GRR - GRANGE RESOURCES. FPO (ORDINARY FULLY PAID)

Ex-div date	Payment Date	Type	Dividend per share	Units	Est. Unfranked Amount	Est. Franked Amount	Est. Total Dividend	Est. Franking Credit
11-Mar-2022	29-Mar-2022	Final	\$0.1000	2,000	\$0.00	\$200.00	\$200.00	\$85.71
<b>Sub Total</b>					<b>\$0.00</b>	<b>\$200.00</b>	<b>\$200.00</b>	<b>\$85.71</b>

### IGL - IVEGROUP FPO (ORDINARY FULLY PAID)

Ex-div date	Payment Date	Type	Dividend per share	Units	Est. Unfranked Amount	Est. Franked Amount	Est. Total Dividend	Est. Franking Credit
15-Mar-2022	14-Apr-2022	Interim	\$0.0850	2,100	\$0.00	\$178.50	\$178.50	\$76.50
<b>Sub Total</b>					<b>\$0.00</b>	<b>\$178.50</b>	<b>\$178.50</b>	<b>\$76.50</b>

### IVC - INVOCARE LIMITED FPO (ORDINARY FULLY PAID)

Ex-div date	Payment Date	Type	Dividend per share	Units	Est. Unfranked Amount	Est. Franked Amount	Est. Total Dividend	Est. Franking Credit
03-Mar-2022	08-Apr-2022	Final	\$0.1150	430	\$0.00	\$49.45	\$49.45	\$21.19
<b>Sub Total</b>					<b>\$0.00</b>	<b>\$49.45</b>	<b>\$49.45</b>	<b>\$21.19</b>



# Interest & Estimated Dividend Summary



1 JULY 2021 - 30 JUNE 2022

KPG - KELLY PARTNERS GROUP FPO (ORDINARY FULLY PAID)								
Ex-div date	Payment Date	Type	Dividend per share	Units	Est. Unfranked Amount	Est. Franked Amount	Est. Total Dividend	Est. Franking Credit
19-Apr-2022	29-Apr-2022	Interim	\$0.0036	920	\$0.00	\$3.34	\$3.34	\$1.43
22-Mar-2022	31-Mar-2022	Interim	\$0.0036	920	\$0.00	\$3.34	\$3.34	\$1.43
17-Feb-2022	28-Feb-2022	Interim	\$0.0036	920	\$0.00	\$3.34	\$3.34	\$1.43
19-Jan-2022	31-Jan-2022	Interim	\$0.0036	920	\$0.00	\$3.34	\$3.34	\$1.43
<b>Sub Total</b>					<b>\$0.00</b>	<b>\$13.36</b>	<b>\$13.36</b>	<b>\$5.72</b>

NWH - NRW HOLDINGS LIMITED FPO (ORDINARY FULLY PAID)								
Ex-div date	Payment Date	Type	Dividend per share	Units	Est. Unfranked Amount	Est. Franked Amount	Est. Total Dividend	Est. Franking Credit
21-Mar-2022	07-Apr-2022	Interim	\$0.0550	970	\$0.00	\$53.35	\$53.35	\$22.86
<b>Sub Total</b>					<b>\$0.00</b>	<b>\$53.35</b>	<b>\$53.35</b>	<b>\$22.86</b>

PGF - PM CAPITAL FUND FPO (ORDINARY FULLY PAID)								
Ex-div date	Payment Date	Type	Dividend per share	Units	Est. Unfranked Amount	Est. Franked Amount	Est. Total Dividend	Est. Franking Credit
01-Apr-2022	29-Apr-2022	Interim	\$0.0500	1,800	\$0.00	\$90.00	\$90.00	\$38.57
<b>Sub Total</b>					<b>\$0.00</b>	<b>\$90.00</b>	<b>\$90.00</b>	<b>\$38.57</b>

PMV - PREMIER INVESTMENTS FPO (ORDINARY FULLY PAID)								
Ex-div date	Payment Date	Type	Dividend per share	Units	Est. Unfranked Amount	Est. Franked Amount	Est. Total Dividend	Est. Franking Credit
05-Jan-2022	27-Jan-2022	Final	\$0.4600	174	\$0.00	\$80.04	\$80.04	\$34.30
<b>Sub Total</b>					<b>\$0.00</b>	<b>\$80.04</b>	<b>\$80.04</b>	<b>\$34.30</b>

RHI - RED HILL IRON FPO (ORDINARY FULLY PAID)								
Ex-div date	Payment Date	Type	Dividend per share	Units	Est. Unfranked Amount	Est. Franked Amount	Est. Total Dividend	Est. Franking Credit
16-May-2022	31-May-2022	Interim	\$0.2000	560	\$0.00	\$112.00	\$112.00	\$48.00
<b>Sub Total</b>					<b>\$0.00</b>	<b>\$112.00</b>	<b>\$112.00</b>	<b>\$48.00</b>

RIC - RIDLEY CORPORATION FPO (ORDINARY FULLY PAID)								
Ex-div date	Payment Date	Type	Dividend per share	Units	Est. Unfranked Amount	Est. Franked Amount	Est. Total Dividend	Est. Franking Credit
07-Apr-2022	29-Apr-2022	Interim	\$0.0340	2,700	\$0.00	\$91.80	\$91.80	\$39.34
<b>Sub Total</b>					<b>\$0.00</b>	<b>\$91.80</b>	<b>\$91.80</b>	<b>\$39.34</b>
<b>TOTAL</b>					<b>\$800.25</b>	<b>\$965.18</b>	<b>\$1,765.43</b>	<b>\$413.62</b>

## ESTIMATED INTEREST RECEIVED

There are no transactions on this account.

<b>TOTAL</b>	<b>\$0.00</b>
--------------	---------------

# Interest & Estimated Dividend Summary

1 JULY 2021 - 30 JUNE 2022



## INTEREST INCOME SUMMARY

Account	Interest
CDIA - 11194095	\$0.00
<b>TOTAL</b>	<b>\$0.00</b>

# Interest & Estimated Dividend Summary



1 JULY 2021 - 30 JUNE 2022

This statement only provides information for CDIA accounts that have been designated as the settlement account for your Commonwealth Securities Limited Share Trading account as at 30 June. Please refer to NetBank for interest income from all other CBA accounts.

The interest shown is net of any non-resident or TFN withholding tax (if applicable). Please refer to Netbank for bank fees paid on your designated CDIA settlement account in the financial year.

(1) This is an estimate prepared by Commonwealth Securities Limited based upon units that you hold in accordance with our records and may not distinguish between cash dividends or dividends reinvested through any particular company's dividend reinvestment plan. Your actual entitlement will be determined by information recorded in the company's share registry at the relevant record dates. Amounts that may have been withheld for failing to provide your tax file number to your share registries are not disclosed on this report.

Dividends are estimated by CommSec based on the total registered Units held on the Record Date of the dividend. The following fields are estimated in accordance with the calculations outlined below:

- (a) Units = Total registered units of security held on the Record Date of the dividend
- (b) Est. Unfranked Amount = Units X Dividend per security X Unfranked %
- (c) Est. Franked Amount = Units X Dividend per security X Franked %
- (d) Est. Franking Credit = (Est. Franked Amount X company tax rate)/(100 - company tax rate)
- (e) Est. Total Dividend = Units x Dividend per security

(2) In order to be eligible to claim the benefit of a franking credit, you must be a 'qualified person'. You will be a qualified person if you satisfy:

One of the specific concessions in the legislation (for example, you are an individual whose total franking credit entitlement for the income year does not exceed \$5,000); and/or  
The 45-day rule

The 45-day rule requires that if you are an Australian tax resident shareholder, you must have held the security 'at risk' for at least 45 consecutive days, not including date of purchase and date of sale. Where the 45 day holding requirement has not been satisfied, the 45-day rule may apply to deny the franking credits attached to the dividend received in respect of the particular security. The 45-day rule is complex. You should obtain your own taxation advice to understand how these provisions apply to you.

Please refer to the statements provided by the Share Registry for tax return purposes. These may include details of any foreign tax credits you may be entitled to and breakdown of any trust distribution you may have received.

For details of the components of your ASX listed trust distributions you will need to refer to the Annual Tax Statement issued by the trust manager.

The total brokerage outlined does not include any rebates you may have received over the financial year. Refer to your transaction statement records for this information.

This report only includes an estimate of dividends paid for holdings held with Commonwealth Securities Limited as at the ex-dividend date. For instance, any dividends paid prior to holdings being transferred to Commonwealth Securities Limited are not included.

This statement is an estimated summary document only and it is not intended to replace any document which contains information that may be required for taxation purposes. You should therefore refer to your CHESS statements, dividend statements, confirmation contract notes and other investment or bank account statements for your records in this regard. This statement may not include information on accounts which have been closed, switched product type, transferred Holder Identification Number (HIN), or switched Participant Identification Number (PID) during the financial year.

This statement is issued by Commonwealth Securities Limited ABN 60 067 254 399 AFSL 238814, a market participant of ASX and Cboe Australia Pty Ltd (formerly Chi-X Australia Pty Limited), a clearing participant of ASX Clear Pty Limited and a settlement participant of ASX Settlement Pty Limited. Commonwealth Securities Limited is a wholly owned but non-guaranteed subsidiary of the Commonwealth Bank of Australia ABN 48 123 123 124 AFSL 234945 ("CBA"). Information contained in this statement is believed to be accurate at the time the statement is generated. CBA and its subsidiaries do not accept any liability for any errors or omissions contained in this statement, or any responsibility for any action taken in reliance on this statement. This document contains general information only and does not take into account your individual objectives, financial and taxation situations or needs. Before acting on the information, consider the appropriateness of your own objectives, needs, financial and taxation situation and, if necessary, seek appropriate independent financial and taxation advice. CBA is not a registered tax (financial) adviser under the Tax Agent Services Act 2009. If there are any errors in this statement, please contact us.

Address: Commonwealth Securities Limited, Locked Bag 22, Australia Square NSW 1215 | Phone: 13 15 19 | Website: [www.commsec.com.au](http://www.commsec.com.au)

If you are not satisfied with the service or advice you receive from us, you are entitled to complain. We have established procedures to ensure that all enquiries and complaints are properly dealt with. Please refer to our Financial Services Guide for more information. If an issue has not been resolved to your satisfaction, you can lodge a complaint with the Australian Financial Complaints Authority. AFCA provides fair and independent financial services complaint resolution that is free to consumers. Website: [www.afca.org.au](http://www.afca.org.au), Telephone: 1800 931 678 (free call), Email: [info@afca.org.au](mailto:info@afca.org.au), In writing to: Australian Financial Complaints Authority, GPO Box 3, Melbourne VIC 3001.

# Interest & Estimated Dividend Summary



1 JULY 2021 - 30 JUNE 2022

## GLOSSARY

Units	The number of registered securities that you own.
Unit Price	The Portfolio Valuation 'Unit Price' is calculated using a 'Reference' Price provided by the ASX which takes into account an adjustment to determine value at Close of Market if the Security does not trade in the Closing Single Price Auction on the Valuation Date.
Brokerage	The fee or charge that is paid by you when transacting a buy or sell.
Holder Identification Number (HIN)	When you are CHESS sponsored with a Broker you will be issued a unique number, called a HIN. Multiple holdings can be registered under the single HIN. A HIN starts with the letter X and usually followed by 10 numbers, e.g. X0001234567.
Dividend	A dividend is a payment made to shareholders from the company. This payment is a portion of the company's profits. ASX listed companies typically pay dividends twice a year, usually as an 'interim' dividend and a 'final dividend'. From time to time, a company may also pay a 'special' dividend.
Ex-dividend date	The ex-dividend date occurs two business days before the company's Record Date. To be entitled to a dividend a shareholder must have purchased the shares before the ex-dividend date. If you purchase shares on or after that date, the previous owner of the shares (and not you) is entitled to the dividend.
Interim dividend	A dividend paid during the year, usually accompanying a company's interim financial statements.
Final dividend	A dividend paid at the end of a company's financial year, representing a return based on the previous twelve months' financial performance and the future outlook.
Special dividend	A dividend paid by the company outside typical recurring (interim and final) dividend cycle.
Record date	The record date is the date the share registries use in determining who is entitled to a dividend or entitlement associated with a security. Those who held the security in the company and were on the register on the record date are eligible for the entitlement.
Payment date	The date on which a declared dividend is scheduled to be paid.
Unfranked dividend	Dividends which do not carry a franking credit.
Franked dividend	Franked dividends are paid to security holders out of profits on which the company has already paid tax.
Franking /Imputation Credit	A franking credit is your share of tax paid by a company on the profits from which your dividend is paid. They are also known as Imputation Credits.
Total subscription	Total subscription can include, but is not limited to market data and research subscription fees and share trade alerts.
Other fees	Other fees can include, but are not limited to: Off market transfer fees, conditional trading fees, rejection fees, early and late settlement fees, fail fees, SRN query, rebooking fees, cheque payment fee or cheque dishonour fees and the printing and posting of contract notes.
Corporate action (CA)	Any action initiated by the company or corporation, for the purpose of giving an entitlement to shareholders.



## Cardno Limited

ABN 70 108 112 303

000143 000 CDD



MR PETER FRANK MILTON &  
MRS SUZANNE JOY SIM  
<PETER MILTON SUPER FUND A/C>  
136 LUCAS ROAD  
SEVEN HILLS NSW 2147

### Update your information:



Online:

[www.computershare.com.au/easyupdate/cdd](http://www.computershare.com.au/easyupdate/cdd)



By Mail:

Computershare Investor Services Pty Limited  
GPO Box 2975 Melbourne  
Victoria 3001 Australia

### Enquiries:

(within Australia) 1300 552 270  
(international) +61 3 9415 4000

### Holder Identification Number (HIN)

X 0049534639

ASX Code	CDD
TFN/ABN Status	Quoted
Record Date	15 December 2021
Payment Date	22 December 2021
Direct Credit Reference No.	801566

## Special Dividend and Return of Capital

Dear Shareholder,

This payment comprises a special dividend (57 cents per share) and a return of capital (92 cents per share) paid on the ordinary shares registered in your name as at the Record Date of 15 December 2021. For Australian tax purposes, 100% of the dividend is unfranked and 40 cents per share of the dividend is declared to be Conduit Foreign Income.

Please register at [www.computershare.com.au/easyupdate/cdd](http://www.computershare.com.au/easyupdate/cdd) in order to update your TFN, bank account and other details online.

Peter Barker  
Company Secretary

Payment Description	Amount Per Share	Ordinary Shares Held	Franked Amount	Unfranked Amount	Gross Payment
Special Dividend	57 cents	1,300	\$0.00	\$741.00	\$741.00
Return of Capital	92 cents	1,300	\$0.00	\$0.00	\$1,196.00
<b>Net Payment (AUD)</b>					<b>\$1,937.00</b>
Franking Credit					\$0.00

**Note:** You should retain this statement to assist you in preparing your tax return.

## Your Payment Instruction

COMMONWEALTH BANK OF AUSTRALIA  
BSB: 067-167 Account number: 11194095

Amount Deposited

**AUD\$1,937.00**

If payment cannot be made to the above account,  
the payment amount will be sent to you via cheque.



ABN 27 106 808 986

000440 000 PRU



MR PETER FRANK MILTON &  
MRS SUZANNE JOY SIM  
<PETER MILTON SUPER FUND A/C>  
136 LUCAS ROAD  
SEVEN HILLS NSW 2147

## Update your information:



**Online:**

[www.computershare.com.au/easyupdate/PRU](http://www.computershare.com.au/easyupdate/PRU)



**By Mail:**

Computershare Investor Services Pty Limited  
GPO Box 2975 Melbourne  
Victoria 3001 Australia

## Enquiries:

(within Australia) 1300 850 505  
(international) +61 3 9415 4000

## Holder Identification Number (HIN)

**HIN WITHHELD**

ASX Code	PRU
TFN/ABN Status	Not Quoted
Record Date	3 December 2021
Payment Date	10 December 2021
Cheque Number	145

## Perseus Mining Limited - Capital Return Payment

Perseus Mining Limited (ASX/TSX: PRU) (**Perseus** or the **Company**) is pleased to announce that its Board of Directors has approved the implementation of a Dividend Policy commencing with a distribution by way of a capital return to shareholders.

The capital return of A\$0.015 per share has now been paid and the details of the amount paid to you is below.

Description	Amount per Share	Participating Shares	Franked Amount	Unfranked Amount	Gross Payment
Ordinary Shares	\$0.015	1,820	\$0.00	\$27.30	\$27.30
				Less resident withholding tax	\$12.00
				<b>Net Payment</b>	<b>\$15.30</b>
				Franking Credit	\$0.00

Note: You should retain this statement to assist in preparing your tax return.

**PLEASE BANK THIS CHEQUE PROMPTLY**

283233\_CHQ\_AU/000440/001318

## **AUSTRALIAN TAX TREATMENT OF RETURN OF CAPITAL**

Perseus Mining Limited (ASX/TSX: PRU) (Perseus) has received a written determination from the Australian Taxation Office (ATO) in relation to the tax treatment, from an Australian perspective, of the return of capital to shareholders of AUD 0.015 per share approved by shareholders at the Annual General Meeting held on 25 November 2021 and paid to shareholders on 10 December 2021.

A copy of the attached determination will be mailed to all shareholders, as required by the ATO.

*This announcement was approved for release by Jeff Quartermaine, Managing Director and CEO.*

**ASX/TSX CODE: PRU**

**REGISTERED OFFICE:**

Level 2  
437 Roberts Road  
Subiaco WA 6008

Telephone: +61 8 6144 1700  
Email: [IR@perseusmining.com](mailto:IR@perseusmining.com)

**ABN:** 27 106 808 986

**[WWW.PERSEUSMINING.COM](http://WWW.PERSEUSMINING.COM)**

**CONTACTS:**

**Jeff Quartermaine**

*Managing Director & CEO*

[jeff.quartermaine@perseusmining.com](mailto:jeff.quartermaine@perseusmining.com)

**Nathan Ryan**

*Media Relations*

+61 4 20 582 887

[nathan.ryan@nwrcommunications.com.au](mailto:nathan.ryan@nwrcommunications.com.au)



**DETERMINATION MADE PURSUANT TO SUBSECTION 45B(3) OF THE  
INCOME TAX ASSESSMENT ACT 1936**

The shareholders of Perseus Mining Limited

I, Rebecca Saint, Deputy Commissioner of Taxation, Public Groups and International, in the exercise of the powers and functions delegated to me by the Commissioner of Taxation by Instrument of the Commissioner's Delegations and Authorisations signed and dated on 5 May 2020 determine under paragraph 45B(3)(b) of the *Income Tax Assessment Act 1936* (ITAA 1936) that section 45C of the ITAA 1936 applies to the distribution of \$0.015 per share paid by Perseus Mining Limited on 10 December 2021 to its shareholders registered on the record date, being 3 December 2021.

In accordance with section 45C of the ITAA 1936, the distribution of \$0.015 per share is taken to be an unfranked dividend paid out of the profits of Perseus Mining Limited to each of its shareholders on 10 December 2021.

Signed at Melbourne, this 17<sup>th</sup> day of December 2021.

Rebecca Saint  
Deputy Commissioner of Taxation, Public Groups and International

Per

Ricardo Coburn  
Director, Public Groups and International, Advice & Guidance



# 24700 - Changes in Market Values of Investments

2022 Financial Year

Preparer Desiree Yutuc

Reviewer Steven Lee

Status Completed

Account Code	Description	CY Balance	LY Balance	Change
24700	Changes in Market Values of Investments	\$19,555.96		100%
<b>TOTAL</b>		<b>CY Balance</b>	<b>LY Balance</b>	
		\$19,555.96		

## Supporting Documents

- Market Movement [Report](#)
- Net Capital Gains Reconciliation [Report](#)
- Realised Capital Gain Report [Report](#)

## Standard Checklist

- Attach copies of Source Documentation (Contract Notes, Broker Statements, Chess Statements, Contracts of Sale, Managed Fund Statements etc)
- Attach copy of Market Movement report
- Attach copy of Net Capital Gains Reconciliation
- Attach copy of Realised Capital Gain Report
- Ensure all Asset Disposals have been entered
- Ensure all Market Values have been entered for June 30
- Ensure all Tax Deferred Distributions have been entered

Peter Milton Super Fund

# Market Movement Report

As at 30 June 2022

Investment	Date	Description	Unrealised				Realised			Total
			Units	Accounting Cost Movement	Market Movement	Depreciation	Balance	Consideration	Accounting Cost Base	
ABB.AX - Aussie Broadband Limited										
	31/03/2022	Purchase	650.00	3,594.95	0.00	0.00	3,594.95	0.00	0.00	0.00
	02/05/2022	Disposal	(650.00)	(3,594.95)	0.00	0.00	0.00	2,791.75	3,594.95	(803.20)
	<b>30/06/2022</b>		<b>0.00</b>	<b>0.00</b>	<b>0.00</b>	<b>0.00</b>	<b>0.00</b>	<b>2,791.75</b>	<b>3,594.95</b>	<b>(803.20)</b>
AMI.AX - Aurelia Metals Limited										
	23/03/2022	Purchase	6,300.00	3,169.95	0.00	0.00	3,169.95	0.00	0.00	0.00
	27/04/2022	Disposal	(6,300.00)	(3,169.95)	0.00	0.00	0.00	2,783.55	3,169.95	(386.40)
	<b>30/06/2022</b>		<b>0.00</b>	<b>0.00</b>	<b>0.00</b>	<b>0.00</b>	<b>0.00</b>	<b>2,783.55</b>	<b>3,169.95</b>	<b>(386.40)</b>
AND.AX - Ansarada Group Limited										
	01/11/2021	Purchase	720.00	1,647.15	0.00	0.00	1,647.15	0.00	0.00	0.00
	24/01/2022	Disposal	(720.00)	(1,647.15)	0.00	0.00	0.00	1,290.45	1,647.15	(356.70)
	<b>30/06/2022</b>		<b>0.00</b>	<b>0.00</b>	<b>0.00</b>	<b>0.00</b>	<b>0.00</b>	<b>1,290.45</b>	<b>1,647.15</b>	<b>(356.70)</b>
ANG.AX - Austin Engineering Limited - Ordinary Fully Paid										
	15/02/2022	Purchase	6,340.00	1,953.65	0.00	0.00	1,953.65	0.00	0.00	0.00
	26/04/2022	Disposal	(6,340.00)	(1,953.65)	0.00	0.00	0.00	1,628.45	1,953.65	(325.20)
	<b>30/06/2022</b>		<b>0.00</b>	<b>0.00</b>	<b>0.00</b>	<b>0.00</b>	<b>0.00</b>	<b>1,628.45</b>	<b>1,953.65</b>	<b>(325.20)</b>
ARF.AX2 - Arena Reit.										
	24/12/2021	Purchase	1,500.00	7,024.95	0.00	0.00	7,024.95	0.00	0.00	0.00
	31/01/2022	Disposal	(1,500.00)	(7,024.95)	0.00	0.00	0.00	6,955.05	7,024.95	(69.90)
	<b>30/06/2022</b>		<b>0.00</b>	<b>0.00</b>	<b>0.00</b>	<b>0.00</b>	<b>0.00</b>	<b>6,955.05</b>	<b>7,024.95</b>	<b>(69.90)</b>
BBC.AX1 - Bnk Banking Corporation Limited										
	22/12/2021	Purchase	1,800.00	2,278.95	0.00	0.00	2,278.95	0.00	0.00	0.00
	06/05/2022	Disposal	(1,800.00)	(2,278.95)	0.00	0.00	0.00	1,996.05	2,278.95	(282.90)
	<b>30/06/2022</b>		<b>0.00</b>	<b>0.00</b>	<b>0.00</b>	<b>0.00</b>	<b>0.00</b>	<b>1,996.05</b>	<b>2,278.95</b>	<b>(282.90)</b>
BIS.AX - Bisalloy Steel Group Limited										
	02/11/2021	Purchase	1,040.00	1,923.15	0.00	0.00	1,923.15	0.00	0.00	0.00
	24/01/2022	Disposal	(1,040.00)	(1,923.15)	0.00	0.00	0.00	1,404.85	1,923.15	(518.30)
	<b>30/06/2022</b>		<b>0.00</b>	<b>0.00</b>	<b>0.00</b>	<b>0.00</b>	<b>0.00</b>	<b>1,404.85</b>	<b>1,923.15</b>	<b>(518.30)</b>
CAI.AX - Calidus Resources Limited										
	23/03/2022	Purchase	2,250.00	2,101.20	0.00	0.00	2,101.20	0.00	0.00	0.00
	11/05/2022	Disposal	(2,250.00)	(2,101.20)	0.00	0.00	0.00	1,915.05	2,101.20	(186.15)
	<b>30/06/2022</b>		<b>0.00</b>	<b>0.00</b>	<b>0.00</b>	<b>0.00</b>	<b>0.00</b>	<b>1,915.05</b>	<b>2,101.20</b>	<b>(186.15)</b>

Peter Milton Super Fund

# Market Movement Report

As at 30 June 2022

Investment	Date	Description	Unrealised				Realised			Total
			Units	Accounting Cost Movement	Market Movement	Depreciation	Balance	Consideration	Accounting Cost Base	
CDD.AX - Cardno Limited										
	05/11/2021	Purchase	1,300.00	2,028.45	0.00	0.00	2,028.45	0.00	0.00	0.00
	22/12/2021	Return Of Capital	0.00	(1,196.00)	0.00	0.00	832.45			
	24/12/2021	Disposal	(1,300.00)	(2,028.45)	0.00	0.00	(1,196.00)	269.50	2,028.45	(1,758.95)
	30/06/2022	Revaluation	0.00	0.00	1,196.00	0.00	0.00	0.00	0.00	0.00
	<b>30/06/2022</b>		<b>0.00</b>	<b>(1,196.00)</b>	<b>1,196.00</b>	<b>0.00</b>	<b>0.00</b>	<b>269.50</b>	<b>2,028.45</b>	<b>(1,758.95)</b>
COG.AX - Consolidated Operations Group Limited										
	22/03/2022	Purchase	2,400.00	3,691.95	0.00	0.00	3,691.95	0.00	0.00	0.00
	17/06/2022	Disposal	(2,400.00)	(3,691.95)	0.00	0.00	0.00	3,508.05	3,691.95	(183.90)
	<b>30/06/2022</b>		<b>0.00</b>	<b>0.00</b>	<b>0.00</b>	<b>0.00</b>	<b>0.00</b>	<b>3,508.05</b>	<b>3,691.95</b>	<b>(183.90)</b>
COI.AX - Comet Ridge Limited - Ordinary Fully Paid										
	29/03/2022	Purchase	8,800.00	1,603.95	0.00	0.00	1,603.95	0.00	0.00	0.00
	21/06/2022	Disposal	(8,800.00)	(1,603.95)	0.00	0.00	0.00	1,432.05	1,603.95	(171.90)
	<b>30/06/2022</b>		<b>0.00</b>	<b>0.00</b>	<b>0.00</b>	<b>0.00</b>	<b>0.00</b>	<b>1,432.05</b>	<b>1,603.95</b>	<b>(171.90)</b>
CTD.AX - Corporate Travel Management Limited										
	02/05/2022	Purchase	100.00	2,629.95	0.00	0.00	2,629.95	0.00	0.00	0.00
	05/05/2022	Disposal	(100.00)	(2,629.95)	0.00	0.00	0.00	2,213.44	2,629.95	(416.51)
	<b>30/06/2022</b>		<b>0.00</b>	<b>0.00</b>	<b>0.00</b>	<b>0.00</b>	<b>0.00</b>	<b>2,213.44</b>	<b>2,629.95</b>	<b>(416.51)</b>
CXL.AX - Calix Limited										
	24/03/2022	Purchase	230.00	1,866.85	0.00	0.00	1,866.85	0.00	0.00	0.00
	11/05/2022	Disposal	(230.00)	(1,866.85)	0.00	0.00	0.00	1,613.05	1,866.85	(253.80)
	<b>30/06/2022</b>		<b>0.00</b>	<b>0.00</b>	<b>0.00</b>	<b>0.00</b>	<b>0.00</b>	<b>1,613.05</b>	<b>1,866.85</b>	<b>(253.80)</b>
DCN.AX - Dacian Gold Limited										
	14/04/2022	Purchase	5,700.00	1,758.45	0.00	0.00	1,758.45	0.00	0.00	0.00
	28/04/2022	Disposal	(5,700.00)	(1,758.45)	0.00	0.00	0.00	1,291.05	1,758.45	(467.40)
	<b>30/06/2022</b>		<b>0.00</b>	<b>0.00</b>	<b>0.00</b>	<b>0.00</b>	<b>0.00</b>	<b>1,291.05</b>	<b>1,758.45</b>	<b>(467.40)</b>
EBO.AX - Ebos Group Limited										
	24/12/2021	Purchase	140.00	5,311.95	0.00	0.00	5,311.95	0.00	0.00	0.00
	27/01/2022	Disposal	(140.00)	(5,311.95)	0.00	0.00	0.00	5,048.05	5,311.95	(263.90)
	<b>30/06/2022</b>		<b>0.00</b>	<b>0.00</b>	<b>0.00</b>	<b>0.00</b>	<b>0.00</b>	<b>5,048.05</b>	<b>5,311.95</b>	<b>(263.90)</b>

Peter Milton Super Fund

# Market Movement Report

As at 30 June 2022

Investment	Date	Description	Unrealised				Realised			Total
			Units	Accounting Cost Movement	Market Movement	Depreciation	Balance	Consideration	Accounting Cost Base	
EGG.AX - Enero Group Limited - Ordinary Fully Paid										
	02/11/2021	Purchase	560.00	2,253.03	0.00	0.00	2,253.03	0.00	0.00	0.00
	24/01/2022	Disposal	(560.00)	(2,253.03)	0.00	0.00	0.00	1,934.45	2,253.03	(318.58)
	<b>30/06/2022</b>		<b>0.00</b>	<b>0.00</b>	<b>0.00</b>	<b>0.00</b>	<b>0.00</b>	<b>1,934.45</b>	<b>2,253.03</b>	<b>(318.58)</b>
ELT.AX - Elementos Limited										
	17/03/2022	Purchase	2,520.00	1,922.55	0.00	0.00	1,922.55	0.00	0.00	0.00
	05/05/2022	Disposal	(2,520.00)	(1,922.55)	0.00	0.00	0.00	1,794.45	1,922.55	(128.10)
	<b>30/06/2022</b>		<b>0.00</b>	<b>0.00</b>	<b>0.00</b>	<b>0.00</b>	<b>0.00</b>	<b>1,794.45</b>	<b>1,922.55</b>	<b>(128.10)</b>
EZL.AX - Euroz Limited - Ordinary Fully Paid										
	07/06/2022	Purchase	1,500.00	2,727.45	0.00	0.00	2,727.45	0.00	0.00	0.00
	21/06/2022	Disposal	(1,500.00)	(2,727.45)	0.00	0.00	0.00	2,470.05	2,727.45	(257.40)
	<b>30/06/2022</b>		<b>0.00</b>	<b>0.00</b>	<b>0.00</b>	<b>0.00</b>	<b>0.00</b>	<b>2,470.05</b>	<b>2,727.45</b>	<b>(257.40)</b>
GLN.AX - Galan Lithium Limited										
	03/11/2021	Purchase	1,070.00	1,753.35	0.00	0.00	1,753.35	0.00	0.00	0.00
	27/01/2022	Disposal	(1,070.00)	(1,753.35)	0.00	0.00	0.00	1,627.85	1,753.35	(125.50)
	<b>30/06/2022</b>		<b>0.00</b>	<b>0.00</b>	<b>0.00</b>	<b>0.00</b>	<b>0.00</b>	<b>1,627.85</b>	<b>1,753.35</b>	<b>(125.50)</b>
GOR.AX - Gold Road Resources Limited										
	17/11/2021	Purchase	1,750.00	2,881.20	0.00	0.00	2,881.20	0.00	0.00	0.00
	27/01/2022	Disposal	(1,750.00)	(2,881.20)	0.00	0.00	0.00	2,399.43	2,881.20	(481.77)
	<b>30/06/2022</b>		<b>0.00</b>	<b>0.00</b>	<b>0.00</b>	<b>0.00</b>	<b>0.00</b>	<b>2,399.43</b>	<b>2,881.20</b>	<b>(481.77)</b>
GRR.AX - Grange Resources Limited.										
	11/01/2022	Purchase	2,000.00	1,679.95	0.00	0.00	1,679.95	0.00	0.00	0.00
	21/06/2022	Disposal	(2,000.00)	(1,679.95)	0.00	0.00	0.00	2,460.05	1,679.95	780.10
	<b>30/06/2022</b>		<b>0.00</b>	<b>0.00</b>	<b>0.00</b>	<b>0.00</b>	<b>0.00</b>	<b>2,460.05</b>	<b>1,679.95</b>	<b>780.10</b>
HFR.AX - Highfield Resources Limited - Ordinary Fully Paid										
	29/03/2022	Purchase	1,800.00	1,909.95	0.00	0.00	1,909.95	0.00	0.00	0.00
	19/05/2022	Disposal	(1,800.00)	(1,909.95)	0.00	0.00	0.00	1,672.05	1,909.95	(237.90)
	<b>30/06/2022</b>		<b>0.00</b>	<b>0.00</b>	<b>0.00</b>	<b>0.00</b>	<b>0.00</b>	<b>1,672.05</b>	<b>1,909.95</b>	<b>(237.90)</b>
HGO.AX - Hillgrove Resources Limited										
	04/04/2022	Purchase	23,400.00	1,845.15	0.00	0.00	1,845.15	0.00	0.00	0.00
	13/05/2022	Disposal	(23,400.00)	(1,845.15)	0.00	0.00	0.00	1,477.65	1,845.15	(367.50)
	<b>30/06/2022</b>		<b>0.00</b>	<b>0.00</b>	<b>0.00</b>	<b>0.00</b>	<b>0.00</b>	<b>1,477.65</b>	<b>1,845.15</b>	<b>(367.50)</b>

Peter Milton Super Fund

# Market Movement Report

As at 30 June 2022

Investment	Date	Description	Unrealised				Realised			Total
			Units	Accounting Cost Movement	Market Movement	Depreciation	Balance	Consideration	Accounting Cost Base	
HPI.AX2 - Hotel Property Investments										
	17/03/2022	Purchase	600.00	2,329.95	0.00	0.00	2,329.95	0.00	0.00	0.00
	10/05/2022	Disposal	(600.00)	(2,329.95)	0.00	0.00	0.00	2,034.72	2,329.95	(295.23)
	<b>30/06/2022</b>		<b>0.00</b>	<b>0.00</b>	<b>0.00</b>	<b>0.00</b>	<b>0.00</b>	<b>2,034.72</b>	<b>2,329.95</b>	<b>(295.23)</b>
HZN.AX - Horizon Oil Limited										
	15/02/2022	Purchase	23,700.00	2,745.45	0.00	0.00	2,745.45	0.00	0.00	0.00
	17/06/2022	Disposal	(23,700.00)	(2,745.45)	0.00	0.00	0.00	2,942.55	2,745.45	197.10
	<b>30/06/2022</b>		<b>0.00</b>	<b>0.00</b>	<b>0.00</b>	<b>0.00</b>	<b>0.00</b>	<b>2,942.55</b>	<b>2,745.45</b>	<b>197.10</b>
HZR.AX - Hazer Group Limited										
	05/11/2021	Purchase	1,140.00	1,895.25	0.00	0.00	1,895.25	0.00	0.00	0.00
	24/01/2022	Disposal	(1,140.00)	(1,895.25)	0.00	0.00	0.00	1,090.98	1,895.25	(804.27)
	<b>30/06/2022</b>		<b>0.00</b>	<b>0.00</b>	<b>0.00</b>	<b>0.00</b>	<b>0.00</b>	<b>1,090.98</b>	<b>1,895.25</b>	<b>(804.27)</b>
IGL.AX - Ive Group Limited										
	10/02/2022	Purchase	2,100.00	4,051.95	0.00	0.00	4,051.95	0.00	0.00	0.00
	28/04/2022	Disposal	(2,100.00)	(4,051.95)	0.00	0.00	0.00	4,033.05	4,051.95	(18.90)
	<b>30/06/2022</b>		<b>0.00</b>	<b>0.00</b>	<b>0.00</b>	<b>0.00</b>	<b>0.00</b>	<b>4,033.05</b>	<b>4,051.95</b>	<b>(18.90)</b>
IHL.AX - Incannex Healthcare Limited										
	15/11/2021	Purchase	2,500.00	1,469.95	0.00	0.00	1,469.95	0.00	0.00	0.00
	25/01/2022	Disposal	(2,500.00)	(1,469.95)	0.00	0.00	0.00	1,080.05	1,469.95	(389.90)
	<b>30/06/2022</b>		<b>0.00</b>	<b>0.00</b>	<b>0.00</b>	<b>0.00</b>	<b>0.00</b>	<b>1,080.05</b>	<b>1,469.95</b>	<b>(389.90)</b>
IMA.AX - Image Resources NI										
	17/11/2021	Purchase	11,700.00	2,652.45	0.00	0.00	2,652.45	0.00	0.00	0.00
	25/01/2022	Disposal	(11,700.00)	(2,652.45)	0.00	0.00	0.00	2,320.05	2,652.45	(332.40)
	<b>30/06/2022</b>		<b>0.00</b>	<b>0.00</b>	<b>0.00</b>	<b>0.00</b>	<b>0.00</b>	<b>2,320.05</b>	<b>2,652.45</b>	<b>(332.40)</b>
IMU.AX - Imugene Limited										
	03/11/2021	Purchase	4,300.00	2,384.95	0.00	0.00	2,384.95	0.00	0.00	0.00
	24/01/2022	Disposal	(4,300.00)	(2,384.95)	0.00	0.00	0.00	1,291.55	2,384.95	(1,093.40)
	<b>30/06/2022</b>		<b>0.00</b>	<b>0.00</b>	<b>0.00</b>	<b>0.00</b>	<b>0.00</b>	<b>1,291.55</b>	<b>2,384.95</b>	<b>(1,093.40)</b>
IVC.AX - Invocare Limited										
	24/02/2022	Purchase	430.00	5,351.95	0.00	0.00	5,351.95	0.00	0.00	0.00
	18/03/2022	Disposal	(430.00)	(5,351.95)	0.00	0.00	0.00	5,101.35	5,351.95	(250.60)
	<b>30/06/2022</b>		<b>0.00</b>	<b>0.00</b>	<b>0.00</b>	<b>0.00</b>	<b>0.00</b>	<b>5,101.35</b>	<b>5,351.95</b>	<b>(250.60)</b>

Peter Milton Super Fund

# Market Movement Report

As at 30 June 2022

Investment	Date	Description	Unrealised				Realised			Total
			Units	Accounting Cost Movement	Market Movement	Depreciation	Balance	Consideration	Accounting Cost Base	
IXR.AX - Ionic Rare Earths Limited										
	18/11/2021	Purchase	59,000.00	2,674.95	0.00	0.00	2,674.95	0.00	0.00	0.00
	24/02/2022	Disposal	(59,000.00)	(2,674.95)	0.00	0.00	0.00	2,989.05	2,674.95	314.10
	<b>30/06/2022</b>		<b>0.00</b>	<b>0.00</b>	<b>0.00</b>	<b>0.00</b>	<b>0.00</b>	<b>2,989.05</b>	<b>2,674.95</b>	<b>314.10</b>
JAN.AX - Janison Education Group Limited										
	01/11/2021	Purchase	2,110.00	2,652.24	0.00	0.00	2,652.24	0.00	0.00	0.00
	17/02/2022	Disposal	(2,110.00)	(2,652.24)	0.00	0.00	0.00	2,512.05	2,652.24	(140.19)
	<b>30/06/2022</b>		<b>0.00</b>	<b>0.00</b>	<b>0.00</b>	<b>0.00</b>	<b>0.00</b>	<b>2,512.05</b>	<b>2,652.24</b>	<b>(140.19)</b>
JLG.AX - Johns Lyng Group Limited										
	01/11/2021	Purchase	790.00	5,336.65	0.00	0.00	5,336.65	0.00	0.00	0.00
	28/01/2022	Disposal	(790.00)	(5,336.65)	0.00	0.00	0.00	5,812.85	5,336.65	476.20
	<b>30/06/2022</b>		<b>0.00</b>	<b>0.00</b>	<b>0.00</b>	<b>0.00</b>	<b>0.00</b>	<b>5,812.85</b>	<b>5,336.65</b>	<b>476.20</b>
JRV.AX - Jervois Global Limited										
	23/03/2022	Purchase	2,500.00	2,144.95	0.00	0.00	2,144.95	0.00	0.00	0.00
	11/05/2022	Disposal	(2,500.00)	(2,144.95)	0.00	0.00	0.00	1,805.05	2,144.95	(339.90)
	<b>30/06/2022</b>		<b>0.00</b>	<b>0.00</b>	<b>0.00</b>	<b>0.00</b>	<b>0.00</b>	<b>1,805.05</b>	<b>2,144.95</b>	<b>(339.90)</b>
KAR.AX - Karoon Energy Ltd										
	01/11/2021	Purchase	1,360.00	2,556.35	0.00	0.00	2,556.35	0.00	0.00	0.00
	24/01/2022	Disposal	(1,360.00)	(2,556.35)	0.00	0.00	0.00	2,513.05	2,556.35	(43.30)
	<b>30/06/2022</b>		<b>0.00</b>	<b>0.00</b>	<b>0.00</b>	<b>0.00</b>	<b>0.00</b>	<b>2,513.05</b>	<b>2,556.35</b>	<b>(43.30)</b>
KPG.AX - Kelly Partners Group Holdings Limited										
	24/12/2021	Purchase	920.00	3,999.20	0.00	0.00	3,999.20	0.00	0.00	0.00
	11/05/2022	Disposal	(920.00)	(3,999.20)	0.00	0.00	0.00	4,212.05	3,999.20	212.85
	<b>30/06/2022</b>		<b>0.00</b>	<b>0.00</b>	<b>0.00</b>	<b>0.00</b>	<b>0.00</b>	<b>4,212.05</b>	<b>3,999.20</b>	<b>212.85</b>
LIN.AX - Lindian Resources Limited										
	31/05/2022	Purchase	10,000.00	890.00	0.00	0.00	890.00	0.00	0.00	0.00
	30/06/2022	Revaluation	0.00	0.00	310.00	0.00	1,200.00	0.00	0.00	0.00
	<b>30/06/2022</b>		<b>10,000.00</b>	<b>890.00</b>	<b>310.00</b>	<b>0.00</b>	<b>1,200.00</b>	<b>0.00</b>	<b>0.00</b>	<b>0.00</b>
LOV.AX - Lovisa Holdings Limited										
	01/11/2021	Purchase	150.00	3,249.45	0.00	0.00	3,249.45	0.00	0.00	0.00
	24/01/2022	Disposal	(150.00)	(3,249.45)	0.00	0.00	0.00	2,579.55	3,249.45	(669.90)
	<b>30/06/2022</b>		<b>0.00</b>	<b>0.00</b>	<b>0.00</b>	<b>0.00</b>	<b>0.00</b>	<b>2,579.55</b>	<b>3,249.45</b>	<b>(669.90)</b>

Peter Milton Super Fund

# Market Movement Report

As at 30 June 2022

Investment	Date	Description	Unrealised				Realised			Total
			Units	Accounting Cost Movement	Market Movement	Depreciation	Balance	Consideration	Accounting Cost Base	
LPI.AX - Lithium Power International Limited										
	11/01/2022	Purchase	2,900.00	1,701.95	0.00	0.00	1,701.95	0.00	0.00	0.00
	22/02/2022	Disposal	(2,900.00)	(1,701.95)	0.00	0.00	0.00	1,531.55	1,701.95	(170.40)
	<b>30/06/2022</b>		<b>0.00</b>	<b>0.00</b>	<b>0.00</b>	<b>0.00</b>	<b>0.00</b>	<b>1,531.55</b>	<b>1,701.95</b>	<b>(170.40)</b>
MAD.AX - Maverick Drilling and Exploration Limited - Ordinary Fully Paid										
	01/11/2021	Purchase	900.00	1,747.95	0.00	0.00	1,747.95	0.00	0.00	0.00
	24/01/2022	Disposal	(900.00)	(1,747.95)	0.00	0.00	0.00	1,758.61	1,747.95	10.66
	<b>30/06/2022</b>		<b>0.00</b>	<b>0.00</b>	<b>0.00</b>	<b>0.00</b>	<b>0.00</b>	<b>1,758.61</b>	<b>1,747.95</b>	<b>10.66</b>
MBH.AX - Maggie Beer Holdings Ltd										
	17/02/2022	Purchase	5,150.00	3,137.89	0.00	0.00	3,137.89	0.00	0.00	0.00
	14/03/2022	Disposal	(5,150.00)	(3,137.89)	0.00	0.00	0.00	2,683.80	3,137.89	(454.09)
	<b>30/06/2022</b>		<b>0.00</b>	<b>0.00</b>	<b>0.00</b>	<b>0.00</b>	<b>0.00</b>	<b>2,683.80</b>	<b>3,137.89</b>	<b>(454.09)</b>
MCR.AX - Mincor Resources NI - Ordinary Fully Paid										
	22/12/2021	Purchase	2,020.00	3,100.45	0.00	0.00	3,100.45	0.00	0.00	0.00
	11/05/2022	Disposal	(2,020.00)	(3,100.45)	0.00	0.00	0.00	4,100.85	3,100.45	1,000.40
	<b>30/06/2022</b>		<b>0.00</b>	<b>0.00</b>	<b>0.00</b>	<b>0.00</b>	<b>0.00</b>	<b>4,100.85</b>	<b>3,100.45</b>	<b>1,000.40</b>
MGX.AX - Mount Gibson Iron Limited										
	05/05/2022	Purchase	2,880.00	2,064.75	0.00	0.00	2,064.75	0.00	0.00	0.00
	17/06/2022	Disposal	(2,880.00)	(2,064.75)	0.00	0.00	0.00	1,722.45	2,064.75	(342.30)
	<b>30/06/2022</b>		<b>0.00</b>	<b>0.00</b>	<b>0.00</b>	<b>0.00</b>	<b>0.00</b>	<b>1,722.45</b>	<b>2,064.75</b>	<b>(342.30)</b>
MLX.AX - Metals X Limited										
	23/03/2022	Purchase	3,500.00	2,382.45	0.00	0.00	2,382.45	0.00	0.00	0.00
	10/05/2022	Disposal	(3,500.00)	(2,382.45)	0.00	0.00	0.00	1,887.55	2,382.45	(494.90)
	<b>30/06/2022</b>		<b>0.00</b>	<b>0.00</b>	<b>0.00</b>	<b>0.00</b>	<b>0.00</b>	<b>1,887.55</b>	<b>2,382.45</b>	<b>(494.90)</b>
MMI.AX - Metro Mining Limited										
	11/04/2022	Purchase	45,000.00	1,729.95	0.00	0.00	1,729.95	0.00	0.00	0.00
	02/05/2022	Disposal	(45,000.00)	(1,729.95)	0.00	0.00	0.00	1,240.05	1,729.95	(489.90)
	<b>30/06/2022</b>		<b>0.00</b>	<b>0.00</b>	<b>0.00</b>	<b>0.00</b>	<b>0.00</b>	<b>1,240.05</b>	<b>1,729.95</b>	<b>(489.90)</b>
MND.AX - Monadelphous Group Limited										
	08/06/2022	Purchase	250.00	3,169.95	0.00	0.00	3,169.95	0.00	0.00	0.00
	17/06/2022	Disposal	(250.00)	(3,169.95)	0.00	0.00	0.00	2,460.05	3,169.95	(709.90)
	<b>30/06/2022</b>		<b>0.00</b>	<b>0.00</b>	<b>0.00</b>	<b>0.00</b>	<b>0.00</b>	<b>2,460.05</b>	<b>3,169.95</b>	<b>(709.90)</b>

Peter Milton Super Fund

# Market Movement Report

As at 30 June 2022

Investment	Date	Description	Unrealised				Realised			Total
			Units	Accounting Cost Movement	Market Movement	Depreciation	Balance	Consideration	Accounting Cost Base	
MRM.AX - Mermaid Marine Australia Limited - Ordinary Fully Paid										
	10/02/2022	Purchase	3,770.00	1,980.35	0.00	0.00	1,980.35	0.00	0.00	0.00
	17/06/2022	Disposal	(3,770.00)	(1,980.35)	0.00	0.00	0.00	2,015.85	1,980.35	35.50
	<b>30/06/2022</b>		<b>0.00</b>	<b>0.00</b>	<b>0.00</b>	<b>0.00</b>	<b>0.00</b>	<b>2,015.85</b>	<b>1,980.35</b>	<b>35.50</b>
MSL.AX - MSL Solutions Limited.										
	18/11/2021	Purchase	7,600.00	2,071.95	0.00	0.00	2,071.95	0.00	0.00	0.00
	24/01/2022	Disposal	(7,600.00)	(2,071.95)	0.00	0.00	0.00	1,652.05	2,071.95	(419.90)
	<b>30/06/2022</b>		<b>0.00</b>	<b>0.00</b>	<b>0.00</b>	<b>0.00</b>	<b>0.00</b>	<b>1,652.05</b>	<b>2,071.95</b>	<b>(419.90)</b>
NCK.AX - Nick Scali Limited										
	01/11/2021	Purchase	220.00	3,311.15	0.00	0.00	3,311.15	0.00	0.00	0.00
	24/01/2022	Disposal	(220.00)	(3,311.15)	0.00	0.00	0.00	2,928.28	3,311.15	(382.87)
	<b>30/06/2022</b>		<b>0.00</b>	<b>0.00</b>	<b>0.00</b>	<b>0.00</b>	<b>0.00</b>	<b>2,928.28</b>	<b>3,311.15</b>	<b>(382.87)</b>
NEU.AX - Neuren Pharmaceuticals Limited										
	18/03/2022	Purchase	470.00	2,134.95	0.00	0.00	2,134.95	0.00	0.00	0.00
	05/05/2022	Disposal	(470.00)	(2,134.95)	0.00	0.00	0.00	1,719.05	2,134.95	(415.90)
	<b>30/06/2022</b>		<b>0.00</b>	<b>0.00</b>	<b>0.00</b>	<b>0.00</b>	<b>0.00</b>	<b>1,719.05</b>	<b>2,134.95</b>	<b>(415.90)</b>
NEW.AX1 - NEW Energy Solar Limited										
	22/02/2022	Purchase	5,560.00	5,079.55	0.00	0.00	5,079.55	0.00	0.00	0.00
	29/03/2022	Disposal	(5,560.00)	(5,079.55)	0.00	0.00	0.00	4,733.85	5,079.55	(345.70)
	<b>30/06/2022</b>		<b>0.00</b>	<b>0.00</b>	<b>0.00</b>	<b>0.00</b>	<b>0.00</b>	<b>4,733.85</b>	<b>5,079.55</b>	<b>(345.70)</b>
NHF.AX - Nib Holdings Limited										
	02/06/2022	Purchase	400.00	2,951.95	0.00	0.00	2,951.95	0.00	0.00	0.00
	30/06/2022	Revaluation	0.00	0.00	0.05	0.00	2,952.00	0.00	0.00	0.00
	<b>30/06/2022</b>		<b>400.00</b>	<b>2,951.95</b>	<b>0.05</b>	<b>0.00</b>	<b>2,952.00</b>	<b>0.00</b>	<b>0.00</b>	<b>0.00</b>
NUF.AX - Nufarm Limited										
	10/02/2022	Purchase	460.00	2,651.15	0.00	0.00	2,651.15	0.00	0.00	0.00
	27/05/2022	Disposal	(460.00)	(2,651.15)	0.00	0.00	0.00	2,316.85	2,651.15	(334.30)
	<b>30/06/2022</b>		<b>0.00</b>	<b>0.00</b>	<b>0.00</b>	<b>0.00</b>	<b>0.00</b>	<b>2,316.85</b>	<b>2,651.15</b>	<b>(334.30)</b>
NWH.AX - Nrw Holdings Limited										
	24/02/2022	Purchase	970.00	2,124.85	0.00	0.00	2,124.85	0.00	0.00	0.00
	28/04/2022	Disposal	(970.00)	(2,124.85)	0.00	0.00	0.00	1,832.75	2,124.85	(292.10)
	<b>30/06/2022</b>		<b>0.00</b>	<b>0.00</b>	<b>0.00</b>	<b>0.00</b>	<b>0.00</b>	<b>1,832.75</b>	<b>2,124.85</b>	<b>(292.10)</b>



Peter Milton Super Fund

# Market Movement Report

As at 30 June 2022

Investment	Date	Description	Unrealised				Realised			Total
			Units	Accounting Cost Movement	Market Movement	Depreciation	Balance	Consideration	Accounting Cost Base	
OFX.AX - OFX Group Limited										
	18/03/2022	Purchase	1,000.00	2,459.95	0.00	0.00	2,459.95	0.00	0.00	0.00
	07/06/2022	Disposal	(1,000.00)	(2,459.95)	0.00	0.00	0.00	2,155.05	2,459.95	(304.90)
	<b>30/06/2022</b>		<b>0.00</b>	<b>0.00</b>	<b>0.00</b>	<b>0.00</b>	<b>0.00</b>	<b>2,155.05</b>	<b>2,459.95</b>	<b>(304.90)</b>
PGC.AX - Paragon Care Limited										
	23/03/2022	Purchase	5,600.00	2,567.95	0.00	0.00	2,567.95	0.00	0.00	0.00
	11/04/2022	Disposal	(5,600.00)	(2,567.95)	0.00	0.00	0.00	2,108.05	2,567.95	(459.90)
	<b>30/06/2022</b>		<b>0.00</b>	<b>0.00</b>	<b>0.00</b>	<b>0.00</b>	<b>0.00</b>	<b>2,108.05</b>	<b>2,567.95</b>	<b>(459.90)</b>
PGF.AX - Pm Capital Global Opportunities Fund Limited										
	23/03/2022	Purchase	1,800.00	3,142.95	0.00	0.00	3,142.95	0.00	0.00	0.00
	28/04/2022	Disposal	(1,800.00)	(3,142.95)	0.00	0.00	0.00	2,950.05	3,142.95	(192.90)
	<b>30/06/2022</b>		<b>0.00</b>	<b>0.00</b>	<b>0.00</b>	<b>0.00</b>	<b>0.00</b>	<b>2,950.05</b>	<b>3,142.95</b>	<b>(192.90)</b>
PMV.AX - Premier Investments Limited										
	05/11/2021	Purchase	174.00	5,605.35	0.00	0.00	5,605.35	0.00	0.00	0.00
	24/01/2022	Disposal	(174.00)	(5,605.35)	0.00	0.00	0.00	4,761.57	5,605.35	(843.78)
	<b>30/06/2022</b>		<b>0.00</b>	<b>0.00</b>	<b>0.00</b>	<b>0.00</b>	<b>0.00</b>	<b>4,761.57</b>	<b>5,605.35</b>	<b>(843.78)</b>
PNR.AX - Pantoro Limited										
	18/11/2021	Purchase	4,000.00	1,339.95	0.00	0.00	1,339.95	0.00	0.00	0.00
	28/01/2022	Disposal	(4,000.00)	(1,339.95)	0.00	0.00	0.00	1,120.05	1,339.95	(219.90)
	<b>30/06/2022</b>		<b>0.00</b>	<b>0.00</b>	<b>0.00</b>	<b>0.00</b>	<b>0.00</b>	<b>1,120.05</b>	<b>1,339.95</b>	<b>(219.90)</b>
PRT.AX - PRT Company Limited										
	15/11/2021	Purchase	2,900.00	1,295.95	0.00	0.00	1,295.95	0.00	0.00	0.00
	09/12/2021	Disposal	(2,900.00)	(1,295.95)	0.00	0.00	0.00	1,227.05	1,295.95	(68.90)
	<b>30/06/2022</b>		<b>0.00</b>	<b>0.00</b>	<b>0.00</b>	<b>0.00</b>	<b>0.00</b>	<b>1,227.05</b>	<b>1,295.95</b>	<b>(68.90)</b>
PRU.AX - Perseus Mining Limited										
	17/11/2021	Purchase	1,820.00	3,323.25	0.00	0.00	3,323.25	0.00	0.00	0.00
	24/01/2022	Disposal	(1,820.00)	(3,323.25)	0.00	0.00	0.00	2,719.15	3,323.25	(604.10)
	<b>30/06/2022</b>		<b>0.00</b>	<b>0.00</b>	<b>0.00</b>	<b>0.00</b>	<b>0.00</b>	<b>2,719.15</b>	<b>3,323.25</b>	<b>(604.10)</b>
PTB.AX - PTB Group Limited										
	10/02/2022	Purchase	2,000.00	2,619.95	0.00	0.00	2,619.95	0.00	0.00	0.00
	14/03/2022	Disposal	(2,000.00)	(2,619.95)	0.00	0.00	0.00	2,190.05	2,619.95	(429.90)
	<b>30/06/2022</b>		<b>0.00</b>	<b>0.00</b>	<b>0.00</b>	<b>0.00</b>	<b>0.00</b>	<b>2,190.05</b>	<b>2,619.95</b>	<b>(429.90)</b>

Peter Milton Super Fund

# Market Movement Report

As at 30 June 2022

Investment	Date	Description	Unrealised				Realised			Total
			Units	Accounting Cost Movement	Market Movement	Depreciation	Balance	Consideration	Accounting Cost Base	
PWH.AX - Pwr Holdings Limited										
	02/05/2022	Purchase	200.00	2,059.95	0.00	0.00	2,059.95	0.00	0.00	0.00
	11/05/2022	Disposal	(200.00)	(2,059.95)	0.00	0.00	0.00	1,734.05	2,059.95	(325.90)
	<b>30/06/2022</b>		<b>0.00</b>	<b>0.00</b>	<b>0.00</b>	<b>0.00</b>	<b>0.00</b>	<b>1,734.05</b>	<b>2,059.95</b>	<b>(325.90)</b>
RDY.AX - Readytech Holdings Limited										
	01/11/2021	Purchase	770.00	2,984.45	0.00	0.00	2,984.45	0.00	0.00	0.00
	24/01/2022	Disposal	(770.00)	(2,984.45)	0.00	0.00	0.00	2,370.90	2,984.45	(613.55)
	<b>30/06/2022</b>		<b>0.00</b>	<b>0.00</b>	<b>0.00</b>	<b>0.00</b>	<b>0.00</b>	<b>2,370.90</b>	<b>2,984.45</b>	<b>(613.55)</b>
RED.AX - RED 5 Limited										
	17/11/2021	Purchase	8,900.00	2,556.45	0.00	0.00	2,556.45	0.00	0.00	0.00
	28/01/2022	Disposal	(8,900.00)	(2,556.45)	0.00	0.00	0.00	2,205.05	2,556.45	(351.40)
	<b>30/06/2022</b>		<b>0.00</b>	<b>0.00</b>	<b>0.00</b>	<b>0.00</b>	<b>0.00</b>	<b>2,205.05</b>	<b>2,556.45</b>	<b>(351.40)</b>
RHI.AX - Red Hill Iron Limited										
	05/05/2022	Purchase	560.00	2,467.15	0.00	0.00	2,467.15	0.00	0.00	0.00
	31/05/2022	Disposal	(560.00)	(2,467.15)	0.00	0.00	0.00	1,828.05	2,467.15	(639.10)
	<b>30/06/2022</b>		<b>0.00</b>	<b>0.00</b>	<b>0.00</b>	<b>0.00</b>	<b>0.00</b>	<b>1,828.05</b>	<b>2,467.15</b>	<b>(639.10)</b>
RHY.AX - Rhythm Biosciences Limited										
	02/11/2021	Purchase	1,000.00	1,716.95	0.00	0.00	1,716.95	0.00	0.00	0.00
	24/01/2022	Disposal	(1,000.00)	(1,716.95)	0.00	0.00	0.00	1,330.05	1,716.95	(386.90)
	<b>30/06/2022</b>		<b>0.00</b>	<b>0.00</b>	<b>0.00</b>	<b>0.00</b>	<b>0.00</b>	<b>1,330.05</b>	<b>1,716.95</b>	<b>(386.90)</b>
RIC.AX - Ridley Corporation Limited										
	22/03/2022	Purchase	2,700.00	4,474.95	0.00	0.00	4,474.95	0.00	0.00	0.00
	13/05/2022	Disposal	(2,700.00)	(4,474.95)	0.00	0.00	0.00	4,219.05	4,474.95	(255.90)
	<b>30/06/2022</b>		<b>0.00</b>	<b>0.00</b>	<b>0.00</b>	<b>0.00</b>	<b>0.00</b>	<b>4,219.05</b>	<b>4,474.95</b>	<b>(255.90)</b>
SHSAFPMARKETS - FP Markets Forex a/c 285892										
	01/07/2021	Opening Balance	1.00	0.00	0.00	0.00	10,000.00	0.00	0.00	0.00
	<b>30/06/2022</b>		<b>1.00</b>	<b>0.00</b>	<b>0.00</b>	<b>0.00</b>	<b>10,000.00</b>	<b>0.00</b>	<b>0.00</b>	<b>0.00</b>
SLC.AX - Superloop Limited										
	01/11/2021	Purchase	1,860.00	2,372.85	0.00	0.00	2,372.85	0.00	0.00	0.00
	25/01/2022	Disposal	(1,860.00)	(2,372.85)	0.00	0.00	0.00	1,965.60	2,372.85	(407.25)
	<b>30/06/2022</b>		<b>0.00</b>	<b>0.00</b>	<b>0.00</b>	<b>0.00</b>	<b>0.00</b>	<b>1,965.60</b>	<b>2,372.85</b>	<b>(407.25)</b>

Peter Milton Super Fund

# Market Movement Report

As at 30 June 2022

Investment	Date	Description	Unrealised				Realised			Total
			Units	Accounting Cost Movement	Market Movement	Depreciation	Balance	Consideration	Accounting Cost Base	
SMI.AX - Santana Minerals Limited										
	21/02/2022	Purchase	3,000.00	1,444.95	0.00	0.00	1,444.95	0.00	0.00	0.00
	17/06/2022	Disposal	(3,000.00)	(1,444.95)	0.00	0.00	0.00	1,990.05	1,444.95	545.10
	<b>30/06/2022</b>		<b>0.00</b>	<b>0.00</b>	<b>0.00</b>	<b>0.00</b>	<b>0.00</b>	<b>1,990.05</b>	<b>1,444.95</b>	<b>545.10</b>
SMR.AX - Stanmore Coal Limited - Ordinary Fully Paid										
	05/05/2022	Purchase	430.00	1,150.85	0.00	0.00	1,150.85	0.00	0.00	0.00
	16/06/2022	Disposal	(430.00)	(1,150.85)	0.00	0.00	0.00	867.20	1,150.85	(283.65)
	<b>30/06/2022</b>		<b>0.00</b>	<b>0.00</b>	<b>0.00</b>	<b>0.00</b>	<b>0.00</b>	<b>867.20</b>	<b>1,150.85</b>	<b>(283.65)</b>
SRG.AX - SRG Global Limited										
	24/03/2022	Purchase	4,600.00	2,888.45	0.00	0.00	2,888.45	0.00	0.00	0.00
	11/05/2022	Disposal	(4,600.00)	(2,888.45)	0.00	0.00	0.00	2,625.05	2,888.45	(263.40)
	<b>30/06/2022</b>		<b>0.00</b>	<b>0.00</b>	<b>0.00</b>	<b>0.00</b>	<b>0.00</b>	<b>2,625.05</b>	<b>2,888.45</b>	<b>(263.40)</b>
SRL.AX - Sunrise Energy Metals Limited										
	22/03/2022	Purchase	940.00	2,369.95	0.00	0.00	2,369.95	0.00	0.00	0.00
	16/06/2022	Disposal	(940.00)	(2,369.95)	0.00	0.00	0.00	2,471.05	2,369.95	101.10
	<b>30/06/2022</b>		<b>0.00</b>	<b>0.00</b>	<b>0.00</b>	<b>0.00</b>	<b>0.00</b>	<b>2,471.05</b>	<b>2,369.95</b>	<b>101.10</b>
STA.AX - Strandline Resources Limited - Ordinary Fully Paid (Gunson Resources)										
	29/03/2022	Purchase	3,000.00	1,444.95	0.00	0.00	1,444.95	0.00	0.00	0.00
	13/05/2022	Disposal	(3,000.00)	(1,444.95)	0.00	0.00	0.00	1,060.05	1,444.95	(384.90)
	<b>30/06/2022</b>		<b>0.00</b>	<b>0.00</b>	<b>0.00</b>	<b>0.00</b>	<b>0.00</b>	<b>1,060.05</b>	<b>1,444.95</b>	<b>(384.90)</b>
SWM.AX - Seven West Media Limited										
	15/11/2021	Purchase	2,340.00	1,611.15	0.00	0.00	1,611.15	0.00	0.00	0.00
	22/02/2022	Disposal	(2,340.00)	(1,611.15)	0.00	0.00	0.00	1,430.85	1,611.15	(180.30)
	<b>30/06/2022</b>		<b>0.00</b>	<b>0.00</b>	<b>0.00</b>	<b>0.00</b>	<b>0.00</b>	<b>1,430.85</b>	<b>1,611.15</b>	<b>(180.30)</b>
SXL.AX - Southern Cross Media Group Limited										
	02/11/2021	Purchase	2,170.00	5,097.75	0.00	0.00	5,097.75	0.00	0.00	0.00
	24/01/2022	Disposal	(2,170.00)	(5,097.75)	0.00	0.00	0.00	3,896.90	5,097.75	(1,200.85)
	<b>30/06/2022</b>		<b>0.00</b>	<b>0.00</b>	<b>0.00</b>	<b>0.00</b>	<b>0.00</b>	<b>3,896.90</b>	<b>5,097.75</b>	<b>(1,200.85)</b>
TER.AX - Terracom Limited										
	10/02/2022	Purchase	7,500.00	1,969.95	0.00	0.00	1,969.95	0.00	0.00	0.00
	24/06/2022	Disposal	(7,500.00)	(1,969.95)	0.00	0.00	0.00	4,330.05	1,969.95	2,360.10
	<b>30/06/2022</b>		<b>0.00</b>	<b>0.00</b>	<b>0.00</b>	<b>0.00</b>	<b>0.00</b>	<b>4,330.05</b>	<b>1,969.95</b>	<b>2,360.10</b>

Peter Milton Super Fund

# Market Movement Report

As at 30 June 2022

Investment	Date	Description	Unrealised				Realised			Total
			Units	Accounting Cost Movement	Market Movement	Depreciation	Balance	Consideration	Accounting Cost Base	
TGF.AX - Tribeca Global Natural Resources Limited										
	22/03/2022	Purchase	840.00	2,472.75	0.00	0.00	2,472.75	0.00	0.00	0.00
	10/05/2022	Disposal	(840.00)	(2,472.75)	0.00	0.00	0.00	2,172.45	2,472.75	(300.30)
	<b>30/06/2022</b>		<b>0.00</b>	<b>0.00</b>	<b>0.00</b>	<b>0.00</b>	<b>0.00</b>	<b>2,172.45</b>	<b>2,472.75</b>	<b>(300.30)</b>
TMT.AX - Technology Metals Australia Limited										
	04/04/2022	Purchase	2,200.00	1,339.95	0.00	0.00	1,339.95	0.00	0.00	0.00
	10/05/2022	Disposal	(2,200.00)	(1,339.95)	0.00	0.00	0.00	804.00	1,339.95	(535.95)
	<b>30/06/2022</b>		<b>0.00</b>	<b>0.00</b>	<b>0.00</b>	<b>0.00</b>	<b>0.00</b>	<b>804.00</b>	<b>1,339.95</b>	<b>(535.95)</b>
WIC.AX - Westoz Investment Company Limited										
	23/03/2022	Purchase	1,800.00	2,557.95	0.00	0.00	2,557.95	0.00	0.00	0.00
	04/04/2022	Disposal	(1,800.00)	(2,557.95)	0.00	0.00	0.00	2,635.05	2,557.95	77.10
	<b>30/06/2022</b>		<b>0.00</b>	<b>0.00</b>	<b>0.00</b>	<b>0.00</b>	<b>0.00</b>	<b>2,635.05</b>	<b>2,557.95</b>	<b>77.10</b>
XF1.AX - Xref Limited										
	01/11/2021	Purchase	2,300.00	1,698.95	0.00	0.00	1,698.95	0.00	0.00	0.00
	17/02/2022	Disposal	(2,300.00)	(1,698.95)	0.00	0.00	0.00	1,452.05	1,698.95	(246.90)
	<b>30/06/2022</b>		<b>0.00</b>	<b>0.00</b>	<b>0.00</b>	<b>0.00</b>	<b>0.00</b>	<b>1,452.05</b>	<b>1,698.95</b>	<b>(246.90)</b>
ZEL.AX - Z Energy Limited.										
	18/03/2022	Purchase	1,000.00	3,509.95	0.00	0.00	3,509.95	0.00	0.00	0.00
	10/05/2022	Disposal	(1,000.00)	(3,509.95)	0.00	0.00	0.00	3,430.27	3,509.95	(79.68)
	<b>30/06/2022</b>		<b>0.00</b>	<b>0.00</b>	<b>0.00</b>	<b>0.00</b>	<b>0.00</b>	<b>3,430.27</b>	<b>3,509.95</b>	<b>(79.68)</b>
<b>Total Market Movement</b>					<b>1,506.05</b>				<b>(21,062.01)</b>	<b>(19,555.96)</b>

Peter Milton Super Fund

# Capital Gains Reconciliation Report

For The Period 01 July 2021 - 30 June 2022

	Total	Discounted	Indexed	Other	Notional
<b>Losses available to offset</b>					
Carried forward from prior losses	10,589.00				
Carried forward from prior losses - Collectables	0.00				
Current year capital losses	0.00				
Current year capital losses - Collectables	0.00				
<b>Total Losses Available</b>	<b>10,589.00</b>				
<b>Total Losses Available - Collectables</b>	<b>0.00</b>				
<b>Capital Gains</b>					
Capital gains from disposal of assets	0.00	0.00	0.00	0.00	0.00
Capital gains from disposal of assets - Collectables	0.00	0.00	0.00	0.00	0.00
Capital gains from trust distributions	0.00	0.00	0.00	0.00	0.00
<b>Capital Gains Before Losses applied</b>	<b>0.00</b>	<b>0.00</b>	<b>0.00</b>	<b>0.00</b>	<b>0.00</b>
<b>Losses and discount applied</b>					
Losses applied	0.00	0.00	0.00	0.00	0.00
Losses applied - Collectables	0.00	0.00	0.00	0.00	0.00
Capital gains after losses applied	0.00	0.00	0.00	0.00	0.00
Capital gains after losses applied - Collectables	0.00	0.00	0.00	0.00	0.00
CGT Discount applied	0.00				
CGT Discount applied - Collectables	0.00				

Peter Milton Super Fund

# Capital Gains Reconciliation Report

For The Period 01 July 2021 - 30 June 2022

---

	Total	Discounted	Indexed	Other	Notional
<b>Net Capital Gain</b>					
Net capital gain	0.00				
Net capital gain - Collectables	0.00				
<b>Total Net Capital Gain (11A)</b>	<b>0.00</b>				
<b>Net Capital Losses Carried Forward to later income</b>					
Net Capital Losses Carried Forward to later income years	10,589.00				
Net Capital Losses Carried Forward to later income years - Collectables	0.00				
<b>Total Net Capital Losses Carried Forward to later income years (14V)</b>	<b>10,589.00</b>				

Note

Refer to Realised Gains Report for details of Disposals at a Security level

Refer to Distribution Reconciliation Report for Trust Distribution details at a Security level

Peter Milton Super Fund

# Realised Capital Gains Report

For The Period 01 July 2021 - 30 June 2022

Investment		Accounting Treatment				Tax Treatment						
Purchase Contract Date	Disposal Contract Date	Units	Cost	Proceeds	Accounting Profit/(Loss)	Adjusted Cost Base	Reduced Cost Base	Indexed Cost Base	Indexed Gains	Discounted Gains (Gross)	Other Gains	Capital Loss
<b>Shares in Listed Companies (Australian)</b>												
ABB.AX - Aussie Broadband Limited												
31/03/2022	03/05/2022	650.00	3,594.95	2,791.75	(803.20)	3,594.95	3,594.95	0.00	0.00	0.00	0.00	(803.20)
		<b>650.00</b>	<b>3,594.95</b>	<b>2,791.75</b>	<b>(803.20)</b>	<b>3,594.95</b>	<b>3,594.95</b>	<b>0.00</b>	<b>0.00</b>	<b>0.00</b>	<b>0.00</b>	<b>(803.20)</b>
AMI.AX - Aurelia Metals Limited												
23/03/2022	27/04/2022	6,300.00	3,169.95	2,783.55	(386.40)	3,169.95	3,169.95	0.00	0.00	0.00	0.00	(386.40)
		<b>6,300.00</b>	<b>3,169.95</b>	<b>2,783.55</b>	<b>(386.40)</b>	<b>3,169.95</b>	<b>3,169.95</b>	<b>0.00</b>	<b>0.00</b>	<b>0.00</b>	<b>0.00</b>	<b>(386.40)</b>
AND.AX - Ansarada Group Limited												
01/11/2021	24/01/2022	720.00	1,647.15	1,290.45	(356.70)	1,647.15	1,647.15	0.00	0.00	0.00	0.00	(356.70)
		<b>720.00</b>	<b>1,647.15</b>	<b>1,290.45</b>	<b>(356.70)</b>	<b>1,647.15</b>	<b>1,647.15</b>	<b>0.00</b>	<b>0.00</b>	<b>0.00</b>	<b>0.00</b>	<b>(356.70)</b>
ANG.AX - Austin Engineering Limited - Ordinary Fully Paid												
15/02/2022	26/04/2022	6,340.00	1,953.65	1,628.45	(325.20)	1,953.65	1,953.65	0.00	0.00	0.00	0.00	(325.20)
		<b>6,340.00</b>	<b>1,953.65</b>	<b>1,628.45</b>	<b>(325.20)</b>	<b>1,953.65</b>	<b>1,953.65</b>	<b>0.00</b>	<b>0.00</b>	<b>0.00</b>	<b>0.00</b>	<b>(325.20)</b>
BBC.AX1 - Bnk Banking Corporation Limited												
22/12/2021	04/05/2022	1,800.00	2,278.95	1,996.05	(282.90)	2,278.95	2,278.95	0.00	0.00	0.00	0.00	(282.90)
		<b>1,800.00</b>	<b>2,278.95</b>	<b>1,996.05</b>	<b>(282.90)</b>	<b>2,278.95</b>	<b>2,278.95</b>	<b>0.00</b>	<b>0.00</b>	<b>0.00</b>	<b>0.00</b>	<b>(282.90)</b>
BIS.AX - Bisalloy Steel Group Limited												
02/11/2021	24/01/2022	1,040.00	1,923.15	1,404.85	(518.30)	1,923.15	1,923.15	0.00	0.00	0.00	0.00	(518.30)
		<b>1,040.00</b>	<b>1,923.15</b>	<b>1,404.85</b>	<b>(518.30)</b>	<b>1,923.15</b>	<b>1,923.15</b>	<b>0.00</b>	<b>0.00</b>	<b>0.00</b>	<b>0.00</b>	<b>(518.30)</b>
CAI.AX - Calidus Resources Limited												
21/03/2022	11/05/2022	2,250.00	2,101.20	1,915.05	(186.15)	2,101.20	2,101.20	0.00	0.00	0.00	0.00	(186.15)

Peter Milton Super Fund

# Realised Capital Gains Report

For The Period 01 July 2021 - 30 June 2022

Investment		Accounting Treatment				Tax Treatment						
Purchase Contract Date	Disposal Contract Date	Units	Cost	Proceeds	Accounting Profit/(Loss)	Adjusted Cost Base	Reduced Cost Base	Indexed Cost Base	Indexed Gains	Discounted Gains (Gross)	Other Gains	Capital Loss
<b>Shares in Listed Companies (Australian)</b>												
		<b>2,250.00</b>	<b>2,101.20</b>	<b>1,915.05</b>	<b>(186.15)</b>	<b>2,101.20</b>	<b>2,101.20</b>	<b>0.00</b>	<b>0.00</b>	<b>0.00</b>	<b>0.00</b>	<b>(186.15)</b>
CDD.AX - Cardno Limited												
05/11/2021	24/12/2021	1,300.00	2,028.45	269.50	(1,758.95)	2,028.45	2,028.45	0.00	0.00	0.00	0.00	(1,758.95)
		<b>1,300.00</b>	<b>2,028.45</b>	<b>269.50</b>	<b>(1,758.95)</b>	<b>2,028.45</b>	<b>2,028.45</b>	<b>0.00</b>	<b>0.00</b>	<b>0.00</b>	<b>0.00</b>	<b>(1,758.95)</b>
COG.AX - Consolidated Operations Group Limited												
22/03/2022	15/06/2022	2,400.00	3,691.95	3,508.05	(183.90)	3,691.95	3,691.95	0.00	0.00	0.00	0.00	(183.90)
		<b>2,400.00</b>	<b>3,691.95</b>	<b>3,508.05</b>	<b>(183.90)</b>	<b>3,691.95</b>	<b>3,691.95</b>	<b>0.00</b>	<b>0.00</b>	<b>0.00</b>	<b>0.00</b>	<b>(183.90)</b>
COI.AX - Comet Ridge Limited - Ordinary Fully Paid												
29/03/2022	21/06/2022	8,800.00	1,603.95	1,432.05	(171.90)	1,603.95	1,603.95	0.00	0.00	0.00	0.00	(171.90)
		<b>8,800.00</b>	<b>1,603.95</b>	<b>1,432.05</b>	<b>(171.90)</b>	<b>1,603.95</b>	<b>1,603.95</b>	<b>0.00</b>	<b>0.00</b>	<b>0.00</b>	<b>0.00</b>	<b>(171.90)</b>
CTD.AX - Corporate Travel Management Limited												
02/05/2022	09/05/2022	100.00	2,629.95	2,213.44	(416.51)	2,629.95	2,629.95	0.00	0.00	0.00	0.00	(416.51)
		<b>100.00</b>	<b>2,629.95</b>	<b>2,213.44</b>	<b>(416.51)</b>	<b>2,629.95</b>	<b>2,629.95</b>	<b>0.00</b>	<b>0.00</b>	<b>0.00</b>	<b>0.00</b>	<b>(416.51)</b>
CXL.AX - Calix Limited												
24/03/2022	11/05/2022	230.00	1,866.85	1,613.05	(253.80)	1,866.85	1,866.85	0.00	0.00	0.00	0.00	(253.80)
		<b>230.00</b>	<b>1,866.85</b>	<b>1,613.05</b>	<b>(253.80)</b>	<b>1,866.85</b>	<b>1,866.85</b>	<b>0.00</b>	<b>0.00</b>	<b>0.00</b>	<b>0.00</b>	<b>(253.80)</b>
DCN.AX - Dacian Gold Limited												
14/04/2022	28/04/2022	5,700.00	1,758.45	1,291.05	(467.40)	1,758.45	1,758.45	0.00	0.00	0.00	0.00	(467.40)
		<b>5,700.00</b>	<b>1,758.45</b>	<b>1,291.05</b>	<b>(467.40)</b>	<b>1,758.45</b>	<b>1,758.45</b>	<b>0.00</b>	<b>0.00</b>	<b>0.00</b>	<b>0.00</b>	<b>(467.40)</b>
EBO.AX - Ebos Group Limited												



Peter Milton Super Fund

# Realised Capital Gains Report

For The Period 01 July 2021 - 30 June 2022

Investment		Accounting Treatment				Tax Treatment						
Purchase Contract Date	Disposal Contract Date	Units	Cost	Proceeds	Accounting Profit/(Loss)	Adjusted Cost Base	Reduced Cost Base	Indexed Cost Base	Indexed Gains	Discounted Gains (Gross)	Other Gains	Capital Loss
<b>Shares in Listed Companies (Australian)</b>												
24/12/2021	27/01/2022	140.00	5,311.95	5,048.05	(263.90)	5,311.95	5,311.95	0.00	0.00	0.00	0.00	(263.90)
		<b>140.00</b>	<b>5,311.95</b>	<b>5,048.05</b>	<b>(263.90)</b>	<b>5,311.95</b>	<b>5,311.95</b>	<b>0.00</b>	<b>0.00</b>	<b>0.00</b>	<b>0.00</b>	<b>(263.90)</b>
EGG.AX - Enero Group Limited - Ordinary Fully Paid												
02/11/2021	24/01/2022	560.00	2,253.03	1,934.45	(318.58)	2,253.03	2,253.03	0.00	0.00	0.00	0.00	(318.58)
		<b>560.00</b>	<b>2,253.03</b>	<b>1,934.45</b>	<b>(318.58)</b>	<b>2,253.03</b>	<b>2,253.03</b>	<b>0.00</b>	<b>0.00</b>	<b>0.00</b>	<b>0.00</b>	<b>(318.58)</b>
ELT.AX - Elementos Limited												
17/03/2022	05/05/2022	2,520.00	1,922.55	1,794.45	(128.10)	1,922.55	1,922.55	0.00	0.00	0.00	0.00	(128.10)
		<b>2,520.00</b>	<b>1,922.55</b>	<b>1,794.45</b>	<b>(128.10)</b>	<b>1,922.55</b>	<b>1,922.55</b>	<b>0.00</b>	<b>0.00</b>	<b>0.00</b>	<b>0.00</b>	<b>(128.10)</b>
EZL.AX - Euroz Limited - Ordinary Fully Paid												
07/06/2022	21/06/2022	1,500.00	2,727.45	2,470.05	(257.40)	2,727.45	2,727.45	0.00	0.00	0.00	0.00	(257.40)
		<b>1,500.00</b>	<b>2,727.45</b>	<b>2,470.05</b>	<b>(257.40)</b>	<b>2,727.45</b>	<b>2,727.45</b>	<b>0.00</b>	<b>0.00</b>	<b>0.00</b>	<b>0.00</b>	<b>(257.40)</b>
GLN.AX - Galan Lithium Limited												
03/11/2021	27/01/2022	1,070.00	1,753.35	1,627.85	(125.50)	1,753.35	1,753.35	0.00	0.00	0.00	0.00	(125.50)
		<b>1,070.00</b>	<b>1,753.35</b>	<b>1,627.85</b>	<b>(125.50)</b>	<b>1,753.35</b>	<b>1,753.35</b>	<b>0.00</b>	<b>0.00</b>	<b>0.00</b>	<b>0.00</b>	<b>(125.50)</b>
GOR.AX - Gold Road Resources Limited												
17/11/2021	27/01/2022	1,750.00	2,881.20	2,399.43	(481.77)	2,881.20	2,881.20	0.00	0.00	0.00	0.00	(481.77)
		<b>1,750.00</b>	<b>2,881.20</b>	<b>2,399.43</b>	<b>(481.77)</b>	<b>2,881.20</b>	<b>2,881.20</b>	<b>0.00</b>	<b>0.00</b>	<b>0.00</b>	<b>0.00</b>	<b>(481.77)</b>
GRR.AX - Grange Resources Limited.												
11/01/2022	21/06/2022	2,000.00	1,679.95	2,460.05	780.10	1,679.95	1,679.95	0.00	0.00	0.00	780.10	0.00
		<b>2,000.00</b>	<b>1,679.95</b>	<b>2,460.05</b>	<b>780.10</b>	<b>1,679.95</b>	<b>1,679.95</b>	<b>0.00</b>	<b>0.00</b>	<b>0.00</b>	<b>780.10</b>	<b>0.00</b>

Peter Milton Super Fund

# Realised Capital Gains Report

For The Period 01 July 2021 - 30 June 2022

Investment		Accounting Treatment				Tax Treatment						
Purchase Contract Date	Disposal Contract Date	Units	Cost	Proceeds	Accounting Profit/(Loss)	Adjusted Cost Base	Reduced Cost Base	Indexed Cost Base	Indexed Gains	Discounted Gains (Gross)	Other Gains	Capital Loss
<b>Shares in Listed Companies (Australian)</b>												
HFR.AX - Highfield Resources Limited - Ordinary Fully Paid												
29/03/2022	17/05/2022	1,800.00	1,909.95	1,672.05	(237.90)	1,909.95	1,909.95	0.00	0.00	0.00	0.00	(237.90)
		<b>1,800.00</b>	<b>1,909.95</b>	<b>1,672.05</b>	<b>(237.90)</b>	<b>1,909.95</b>	<b>1,909.95</b>	<b>0.00</b>	<b>0.00</b>	<b>0.00</b>	<b>0.00</b>	<b>(237.90)</b>
HGO.AX - Hillgrove Resources Limited												
05/04/2022	13/05/2022	23,400.00	1,845.15	1,477.65	(367.50)	1,845.15	1,845.15	0.00	0.00	0.00	0.00	(367.50)
		<b>23,400.00</b>	<b>1,845.15</b>	<b>1,477.65</b>	<b>(367.50)</b>	<b>1,845.15</b>	<b>1,845.15</b>	<b>0.00</b>	<b>0.00</b>	<b>0.00</b>	<b>0.00</b>	<b>(367.50)</b>
HZN.AX - Horizon Oil Limited												
15/02/2022	15/06/2022	23,700.00	2,745.45	2,942.55	197.10	2,745.45	2,745.45	0.00	0.00	0.00	197.10	0.00
		<b>23,700.00</b>	<b>2,745.45</b>	<b>2,942.55</b>	<b>197.10</b>	<b>2,745.45</b>	<b>2,745.45</b>	<b>0.00</b>	<b>0.00</b>	<b>0.00</b>	<b>197.10</b>	<b>0.00</b>
HZR.AX - Hazer Group Limited												
05/11/2021	24/01/2022	1,140.00	1,895.25	1,090.98	(804.27)	1,895.25	1,895.25	0.00	0.00	0.00	0.00	(804.27)
		<b>1,140.00</b>	<b>1,895.25</b>	<b>1,090.98</b>	<b>(804.27)</b>	<b>1,895.25</b>	<b>1,895.25</b>	<b>0.00</b>	<b>0.00</b>	<b>0.00</b>	<b>0.00</b>	<b>(804.27)</b>
IGL.AX - Ive Group Limited												
10/02/2022	28/04/2022	2,100.00	4,051.95	4,033.05	(18.90)	4,051.95	4,051.95	0.00	0.00	0.00	0.00	(18.90)
		<b>2,100.00</b>	<b>4,051.95</b>	<b>4,033.05</b>	<b>(18.90)</b>	<b>4,051.95</b>	<b>4,051.95</b>	<b>0.00</b>	<b>0.00</b>	<b>0.00</b>	<b>0.00</b>	<b>(18.90)</b>
IHL.AX - Incannex Healthcare Limited												
15/11/2021	25/01/2022	2,500.00	1,469.95	1,080.05	(389.90)	1,469.95	1,469.95	0.00	0.00	0.00	0.00	(389.90)
		<b>2,500.00</b>	<b>1,469.95</b>	<b>1,080.05</b>	<b>(389.90)</b>	<b>1,469.95</b>	<b>1,469.95</b>	<b>0.00</b>	<b>0.00</b>	<b>0.00</b>	<b>0.00</b>	<b>(389.90)</b>
IMA.AX - Image Resources NI												
17/11/2021	25/01/2022	11,700.00	2,652.45	2,320.05	(332.40)	2,652.45	2,652.45	0.00	0.00	0.00	0.00	(332.40)

Peter Milton Super Fund

# Realised Capital Gains Report

For The Period 01 July 2021 - 30 June 2022

Investment		Accounting Treatment				Tax Treatment						
Purchase Contract Date	Disposal Contract Date	Units	Cost	Proceeds	Accounting Profit/(Loss)	Adjusted Cost Base	Reduced Cost Base	Indexed Cost Base	Indexed Gains	Discounted Gains (Gross)	Other Gains	Capital Loss
<b>Shares in Listed Companies (Australian)</b>												
		<b>11,700.00</b>	<b>2,652.45</b>	<b>2,320.05</b>	<b>(332.40)</b>	<b>2,652.45</b>	<b>2,652.45</b>	<b>0.00</b>	<b>0.00</b>	<b>0.00</b>	<b>0.00</b>	<b>(332.40)</b>
IMU.AX - Imugene Limited												
03/11/2021	24/01/2022	4,300.00	2,384.95	1,291.55	(1,093.40)	2,384.95	2,384.95	0.00	0.00	0.00	0.00	(1,093.40)
		<b>4,300.00</b>	<b>2,384.95</b>	<b>1,291.55</b>	<b>(1,093.40)</b>	<b>2,384.95</b>	<b>2,384.95</b>	<b>0.00</b>	<b>0.00</b>	<b>0.00</b>	<b>0.00</b>	<b>(1,093.40)</b>
IVC.AX - Invocare Limited												
24/02/2022	21/03/2022	430.00	5,351.95	5,101.35	(250.60)	5,351.95	5,351.95	0.00	0.00	0.00	0.00	(250.60)
		<b>430.00</b>	<b>5,351.95</b>	<b>5,101.35</b>	<b>(250.60)</b>	<b>5,351.95</b>	<b>5,351.95</b>	<b>0.00</b>	<b>0.00</b>	<b>0.00</b>	<b>0.00</b>	<b>(250.60)</b>
IXR.AX - Ionic Rare Earths Limited												
18/11/2021	25/02/2022	59,000.00	2,674.95	2,989.05	314.10	2,674.95	2,674.95	0.00	0.00	0.00	314.10	0.00
		<b>59,000.00</b>	<b>2,674.95</b>	<b>2,989.05</b>	<b>314.10</b>	<b>2,674.95</b>	<b>2,674.95</b>	<b>0.00</b>	<b>0.00</b>	<b>0.00</b>	<b>314.10</b>	<b>0.00</b>
JAN.AX - Janison Education Group Limited												
01/11/2021	17/02/2022	2,110.00	2,652.24	2,512.05	(140.19)	2,652.24	2,652.24	0.00	0.00	0.00	0.00	(140.19)
		<b>2,110.00</b>	<b>2,652.24</b>	<b>2,512.05</b>	<b>(140.19)</b>	<b>2,652.24</b>	<b>2,652.24</b>	<b>0.00</b>	<b>0.00</b>	<b>0.00</b>	<b>0.00</b>	<b>(140.19)</b>
JLG.AX - Johns Lyng Group Limited												
01/11/2021	28/01/2022	790.00	5,336.65	5,812.85	476.20	5,336.65	5,336.65	0.00	0.00	0.00	476.20	0.00
		<b>790.00</b>	<b>5,336.65</b>	<b>5,812.85</b>	<b>476.20</b>	<b>5,336.65</b>	<b>5,336.65</b>	<b>0.00</b>	<b>0.00</b>	<b>0.00</b>	<b>476.20</b>	<b>0.00</b>
JRV.AX - Jervois Global Limited												
21/03/2022	11/05/2022	2,500.00	2,144.95	1,805.05	(339.90)	2,144.95	2,144.95	0.00	0.00	0.00	0.00	(339.90)
		<b>2,500.00</b>	<b>2,144.95</b>	<b>1,805.05</b>	<b>(339.90)</b>	<b>2,144.95</b>	<b>2,144.95</b>	<b>0.00</b>	<b>0.00</b>	<b>0.00</b>	<b>0.00</b>	<b>(339.90)</b>
KAR.AX - Karoon Energy Ltd												

Peter Milton Super Fund

# Realised Capital Gains Report

For The Period 01 July 2021 - 30 June 2022

Investment		Accounting Treatment				Tax Treatment						
Purchase Contract Date	Disposal Contract Date	Units	Cost	Proceeds	Accounting Profit/(Loss)	Adjusted Cost Base	Reduced Cost Base	Indexed Cost Base	Indexed Gains	Discounted Gains (Gross)	Other Gains	Capital Loss
<b>Shares in Listed Companies (Australian)</b>												
01/11/2021	24/01/2022	1,360.00	2,556.35	2,513.05	(43.30)	2,556.35	2,556.35	0.00	0.00	0.00	0.00	(43.30)
		<b>1,360.00</b>	<b>2,556.35</b>	<b>2,513.05</b>	<b>(43.30)</b>	<b>2,556.35</b>	<b>2,556.35</b>	<b>0.00</b>	<b>0.00</b>	<b>0.00</b>	<b>0.00</b>	<b>(43.30)</b>
KPG.AX - Kelly Partners Group Holdings Limited												
24/12/2021	11/05/2022	920.00	3,999.20	4,212.05	212.85	3,999.20	3,999.20	0.00	0.00	0.00	212.85	0.00
		<b>920.00</b>	<b>3,999.20</b>	<b>4,212.05</b>	<b>212.85</b>	<b>3,999.20</b>	<b>3,999.20</b>	<b>0.00</b>	<b>0.00</b>	<b>0.00</b>	<b>212.85</b>	<b>0.00</b>
LOV.AX - Lovisa Holdings Limited												
01/11/2021	24/01/2022	150.00	3,249.45	2,579.55	(669.90)	3,249.45	3,249.45	0.00	0.00	0.00	0.00	(669.90)
		<b>150.00</b>	<b>3,249.45</b>	<b>2,579.55</b>	<b>(669.90)</b>	<b>3,249.45</b>	<b>3,249.45</b>	<b>0.00</b>	<b>0.00</b>	<b>0.00</b>	<b>0.00</b>	<b>(669.90)</b>
LPI.AX - Lithium Power International Limited												
11/01/2022	23/02/2022	2,900.00	1,701.95	1,531.55	(170.40)	1,701.95	1,701.95	0.00	0.00	0.00	0.00	(170.40)
		<b>2,900.00</b>	<b>1,701.95</b>	<b>1,531.55</b>	<b>(170.40)</b>	<b>1,701.95</b>	<b>1,701.95</b>	<b>0.00</b>	<b>0.00</b>	<b>0.00</b>	<b>0.00</b>	<b>(170.40)</b>
MAD.AX - Maverick Drilling and Exploration Limited - Ordinary Fully Paid												
01/11/2021	24/01/2022	900.00	1,747.95	1,758.61	10.66	1,747.95	1,747.95	0.00	0.00	0.00	10.66	0.00
		<b>900.00</b>	<b>1,747.95</b>	<b>1,758.61</b>	<b>10.66</b>	<b>1,747.95</b>	<b>1,747.95</b>	<b>0.00</b>	<b>0.00</b>	<b>0.00</b>	<b>10.66</b>	<b>0.00</b>
MBH.AX - Maggie Beer Holdings Ltd												
18/02/2022	14/03/2022	5,150.00	3,137.89	2,683.80	(454.09)	3,137.89	3,137.89	0.00	0.00	0.00	0.00	(454.09)
		<b>5,150.00</b>	<b>3,137.89</b>	<b>2,683.80</b>	<b>(454.09)</b>	<b>3,137.89</b>	<b>3,137.89</b>	<b>0.00</b>	<b>0.00</b>	<b>0.00</b>	<b>0.00</b>	<b>(454.09)</b>
MCR.AX - Mincor Resources NI - Ordinary Fully Paid												
22/12/2021	11/05/2022	2,020.00	3,100.45	4,100.85	1,000.40	3,100.45	3,100.45	0.00	0.00	0.00	1,000.40	0.00
		<b>2,020.00</b>	<b>3,100.45</b>	<b>4,100.85</b>	<b>1,000.40</b>	<b>3,100.45</b>	<b>3,100.45</b>	<b>0.00</b>	<b>0.00</b>	<b>0.00</b>	<b>1,000.40</b>	<b>0.00</b>

Peter Milton Super Fund

# Realised Capital Gains Report

For The Period 01 July 2021 - 30 June 2022

Investment		Accounting Treatment				Tax Treatment						
Purchase Contract Date	Disposal Contract Date	Units	Cost	Proceeds	Accounting Profit/(Loss)	Adjusted Cost Base	Reduced Cost Base	Indexed Cost Base	Indexed Gains	Discounted Gains (Gross)	Other Gains	Capital Loss
<b>Shares in Listed Companies (Australian)</b>												
MGX.AX - Mount Gibson Iron Limited												
06/05/2022	15/06/2022	2,880.00	2,064.75	1,722.45	(342.30)	2,064.75	2,064.75	0.00	0.00	0.00	0.00	(342.30)
		<b>2,880.00</b>	<b>2,064.75</b>	<b>1,722.45</b>	<b>(342.30)</b>	<b>2,064.75</b>	<b>2,064.75</b>	<b>0.00</b>	<b>0.00</b>	<b>0.00</b>	<b>0.00</b>	<b>(342.30)</b>
MLX.AX - Metals X Limited												
23/03/2022	10/05/2022	3,500.00	2,382.45	1,887.55	(494.90)	2,382.45	2,382.45	0.00	0.00	0.00	0.00	(494.90)
		<b>3,500.00</b>	<b>2,382.45</b>	<b>1,887.55</b>	<b>(494.90)</b>	<b>2,382.45</b>	<b>2,382.45</b>	<b>0.00</b>	<b>0.00</b>	<b>0.00</b>	<b>0.00</b>	<b>(494.90)</b>
MMI.AX - Metro Mining Limited												
12/04/2022	02/05/2022	45,000.00	1,729.95	1,240.05	(489.90)	1,729.95	1,729.95	0.00	0.00	0.00	0.00	(489.90)
		<b>45,000.00</b>	<b>1,729.95</b>	<b>1,240.05</b>	<b>(489.90)</b>	<b>1,729.95</b>	<b>1,729.95</b>	<b>0.00</b>	<b>0.00</b>	<b>0.00</b>	<b>0.00</b>	<b>(489.90)</b>
MND.AX - Monadelphous Group Limited												
06/06/2022	15/06/2022	250.00	3,169.95	2,460.05	(709.90)	3,169.95	3,169.95	0.00	0.00	0.00	0.00	(709.90)
		<b>250.00</b>	<b>3,169.95</b>	<b>2,460.05</b>	<b>(709.90)</b>	<b>3,169.95</b>	<b>3,169.95</b>	<b>0.00</b>	<b>0.00</b>	<b>0.00</b>	<b>0.00</b>	<b>(709.90)</b>
MRM.AX - Mermaid Marine Australia Limited - Ordinary Fully Paid												
10/02/2022	15/06/2022	3,770.00	1,980.35	2,015.85	35.50	1,980.35	1,980.35	0.00	0.00	0.00	35.50	0.00
		<b>3,770.00</b>	<b>1,980.35</b>	<b>2,015.85</b>	<b>35.50</b>	<b>1,980.35</b>	<b>1,980.35</b>	<b>0.00</b>	<b>0.00</b>	<b>0.00</b>	<b>35.50</b>	<b>0.00</b>
MSL.AX - MSL Solutions Limited.												
18/11/2021	24/01/2022	7,600.00	2,071.95	1,652.05	(419.90)	2,071.95	2,071.95	0.00	0.00	0.00	0.00	(419.90)
		<b>7,600.00</b>	<b>2,071.95</b>	<b>1,652.05</b>	<b>(419.90)</b>	<b>2,071.95</b>	<b>2,071.95</b>	<b>0.00</b>	<b>0.00</b>	<b>0.00</b>	<b>0.00</b>	<b>(419.90)</b>
NCK.AX - Nick Scali Limited												
01/11/2021	24/01/2022	220.00	3,311.15	2,928.28	(382.87)	3,311.15	3,311.15	0.00	0.00	0.00	0.00	(382.87)

Peter Milton Super Fund

# Realised Capital Gains Report

For The Period 01 July 2021 - 30 June 2022

Investment		Accounting Treatment				Tax Treatment						
Purchase Contract Date	Disposal Contract Date	Units	Cost	Proceeds	Accounting Profit/(Loss)	Adjusted Cost Base	Reduced Cost Base	Indexed Cost Base	Indexed Gains	Discounted Gains (Gross)	Other Gains	Capital Loss
<b>Shares in Listed Companies (Australian)</b>												
		<b>220.00</b>	<b>3,311.15</b>	<b>2,928.28</b>	<b>(382.87)</b>	<b>3,311.15</b>	<b>3,311.15</b>	<b>0.00</b>	<b>0.00</b>	<b>0.00</b>	<b>0.00</b>	<b>(382.87)</b>
NEU.AX - Neuren Pharmaceuticals Limited												
18/03/2022	05/05/2022	470.00	2,134.95	1,719.05	(415.90)	2,134.95	2,134.95	0.00	0.00	0.00	0.00	(415.90)
		<b>470.00</b>	<b>2,134.95</b>	<b>1,719.05</b>	<b>(415.90)</b>	<b>2,134.95</b>	<b>2,134.95</b>	<b>0.00</b>	<b>0.00</b>	<b>0.00</b>	<b>0.00</b>	<b>(415.90)</b>
NEW.AX1 - NEW Energy Solar Limited												
22/02/2022	30/03/2022	5,560.00	5,079.55	4,733.85	(345.70)	5,079.55	5,079.55	0.00	0.00	0.00	0.00	(345.70)
		<b>5,560.00</b>	<b>5,079.55</b>	<b>4,733.85</b>	<b>(345.70)</b>	<b>5,079.55</b>	<b>5,079.55</b>	<b>0.00</b>	<b>0.00</b>	<b>0.00</b>	<b>0.00</b>	<b>(345.70)</b>
NUF.AX - Nufarm Limited												
10/02/2022	25/05/2022	460.00	2,651.15	2,316.85	(334.30)	2,651.15	2,651.15	0.00	0.00	0.00	0.00	(334.30)
		<b>460.00</b>	<b>2,651.15</b>	<b>2,316.85</b>	<b>(334.30)</b>	<b>2,651.15</b>	<b>2,651.15</b>	<b>0.00</b>	<b>0.00</b>	<b>0.00</b>	<b>0.00</b>	<b>(334.30)</b>
NWH.AX - Nrw Holdings Limited												
24/02/2022	28/04/2022	970.00	2,124.85	1,832.75	(292.10)	2,124.85	2,124.85	0.00	0.00	0.00	0.00	(292.10)
		<b>970.00</b>	<b>2,124.85</b>	<b>1,832.75</b>	<b>(292.10)</b>	<b>2,124.85</b>	<b>2,124.85</b>	<b>0.00</b>	<b>0.00</b>	<b>0.00</b>	<b>0.00</b>	<b>(292.10)</b>
OFX.AX - OFX Group Limited												
18/03/2022	08/06/2022	1,000.00	2,459.95	2,155.05	(304.90)	2,459.95	2,459.95	0.00	0.00	0.00	0.00	(304.90)
		<b>1,000.00</b>	<b>2,459.95</b>	<b>2,155.05</b>	<b>(304.90)</b>	<b>2,459.95</b>	<b>2,459.95</b>	<b>0.00</b>	<b>0.00</b>	<b>0.00</b>	<b>0.00</b>	<b>(304.90)</b>
PGC.AX - Paragon Care Limited												
21/03/2022	11/04/2022	5,600.00	2,567.95	2,108.05	(459.90)	2,567.95	2,567.95	0.00	0.00	0.00	0.00	(459.90)
		<b>5,600.00</b>	<b>2,567.95</b>	<b>2,108.05</b>	<b>(459.90)</b>	<b>2,567.95</b>	<b>2,567.95</b>	<b>0.00</b>	<b>0.00</b>	<b>0.00</b>	<b>0.00</b>	<b>(459.90)</b>
PGF.AX - Pm Capital Global Opportunities Fund Limited												

Peter Milton Super Fund

# Realised Capital Gains Report

For The Period 01 July 2021 - 30 June 2022

Investment		Accounting Treatment				Tax Treatment						
Purchase Contract Date	Disposal Contract Date	Units	Cost	Proceeds	Accounting Profit/(Loss)	Adjusted Cost Base	Reduced Cost Base	Indexed Cost Base	Indexed Gains	Discounted Gains (Gross)	Other Gains	Capital Loss
<b>Shares in Listed Companies (Australian)</b>												
21/03/2022	28/04/2022	1,800.00	3,142.95	2,950.05	(192.90)	3,142.95	3,142.95	0.00	0.00	0.00	0.00	(192.90)
		<b>1,800.00</b>	<b>3,142.95</b>	<b>2,950.05</b>	<b>(192.90)</b>	<b>3,142.95</b>	<b>3,142.95</b>	<b>0.00</b>	<b>0.00</b>	<b>0.00</b>	<b>0.00</b>	<b>(192.90)</b>
PMV.AX - Premier Investments Limited												
05/11/2021	24/01/2022	174.00	5,605.35	4,761.57	(843.78)	5,605.35	5,605.35	0.00	0.00	0.00	0.00	(843.78)
		<b>174.00</b>	<b>5,605.35</b>	<b>4,761.57</b>	<b>(843.78)</b>	<b>5,605.35</b>	<b>5,605.35</b>	<b>0.00</b>	<b>0.00</b>	<b>0.00</b>	<b>0.00</b>	<b>(843.78)</b>
PNR.AX - Pantoro Limited												
18/11/2021	28/01/2022	4,000.00	1,339.95	1,120.05	(219.90)	1,339.95	1,339.95	0.00	0.00	0.00	0.00	(219.90)
		<b>4,000.00</b>	<b>1,339.95</b>	<b>1,120.05</b>	<b>(219.90)</b>	<b>1,339.95</b>	<b>1,339.95</b>	<b>0.00</b>	<b>0.00</b>	<b>0.00</b>	<b>0.00</b>	<b>(219.90)</b>
PRT.AX - PRT Company Limited												
15/11/2021	09/12/2021	2,900.00	1,295.95	1,227.05	(68.90)	1,295.95	1,295.95	0.00	0.00	0.00	0.00	(68.90)
		<b>2,900.00</b>	<b>1,295.95</b>	<b>1,227.05</b>	<b>(68.90)</b>	<b>1,295.95</b>	<b>1,295.95</b>	<b>0.00</b>	<b>0.00</b>	<b>0.00</b>	<b>0.00</b>	<b>(68.90)</b>
PRU.AX - Perseus Mining Limited												
17/11/2021	24/01/2022	1,820.00	3,323.25	2,719.15	(604.10)	3,323.25	3,323.25	0.00	0.00	0.00	0.00	(604.10)
		<b>1,820.00</b>	<b>3,323.25</b>	<b>2,719.15</b>	<b>(604.10)</b>	<b>3,323.25</b>	<b>3,323.25</b>	<b>0.00</b>	<b>0.00</b>	<b>0.00</b>	<b>0.00</b>	<b>(604.10)</b>
PTB.AX - PTB Group Limited												
10/02/2022	14/03/2022	2,000.00	2,619.95	2,190.05	(429.90)	2,619.95	2,619.95	0.00	0.00	0.00	0.00	(429.90)
		<b>2,000.00</b>	<b>2,619.95</b>	<b>2,190.05</b>	<b>(429.90)</b>	<b>2,619.95</b>	<b>2,619.95</b>	<b>0.00</b>	<b>0.00</b>	<b>0.00</b>	<b>0.00</b>	<b>(429.90)</b>
PWH.AX - Pwr Holdings Limited												
02/05/2022	11/05/2022	200.00	2,059.95	1,734.05	(325.90)	2,059.95	2,059.95	0.00	0.00	0.00	0.00	(325.90)
		<b>200.00</b>	<b>2,059.95</b>	<b>1,734.05</b>	<b>(325.90)</b>	<b>2,059.95</b>	<b>2,059.95</b>	<b>0.00</b>	<b>0.00</b>	<b>0.00</b>	<b>0.00</b>	<b>(325.90)</b>

Peter Milton Super Fund

# Realised Capital Gains Report

For The Period 01 July 2021 - 30 June 2022

Investment		Accounting Treatment				Tax Treatment						
Purchase Contract Date	Disposal Contract Date	Units	Cost	Proceeds	Accounting Profit/(Loss)	Adjusted Cost Base	Reduced Cost Base	Indexed Cost Base	Indexed Gains	Discounted Gains (Gross)	Other Gains	Capital Loss
<b>Shares in Listed Companies (Australian)</b>												
RDY.AX - Readytech Holdings Limited												
01/11/2021	24/01/2022	770.00	2,984.45	2,370.90	(613.55)	2,984.45	2,984.45	0.00	0.00	0.00	0.00	(613.55)
		<b>770.00</b>	<b>2,984.45</b>	<b>2,370.90</b>	<b>(613.55)</b>	<b>2,984.45</b>	<b>2,984.45</b>	<b>0.00</b>	<b>0.00</b>	<b>0.00</b>	<b>0.00</b>	<b>(613.55)</b>
RED.AX - RED 5 Limited												
17/11/2021	28/01/2022	8,900.00	2,556.45	2,205.05	(351.40)	2,556.45	2,556.45	0.00	0.00	0.00	0.00	(351.40)
		<b>8,900.00</b>	<b>2,556.45</b>	<b>2,205.05</b>	<b>(351.40)</b>	<b>2,556.45</b>	<b>2,556.45</b>	<b>0.00</b>	<b>0.00</b>	<b>0.00</b>	<b>0.00</b>	<b>(351.40)</b>
RHI.AX - Red Hill Iron Limited												
06/05/2022	31/05/2022	560.00	2,467.15	1,828.05	(639.10)	2,467.15	2,467.15	0.00	0.00	0.00	0.00	(639.10)
		<b>560.00</b>	<b>2,467.15</b>	<b>1,828.05</b>	<b>(639.10)</b>	<b>2,467.15</b>	<b>2,467.15</b>	<b>0.00</b>	<b>0.00</b>	<b>0.00</b>	<b>0.00</b>	<b>(639.10)</b>
RHY.AX - Rhythm Biosciences Limited												
02/11/2021	24/01/2022	1,000.00	1,716.95	1,330.05	(386.90)	1,716.95	1,716.95	0.00	0.00	0.00	0.00	(386.90)
		<b>1,000.00</b>	<b>1,716.95</b>	<b>1,330.05</b>	<b>(386.90)</b>	<b>1,716.95</b>	<b>1,716.95</b>	<b>0.00</b>	<b>0.00</b>	<b>0.00</b>	<b>0.00</b>	<b>(386.90)</b>
RIC.AX - Ridley Corporation Limited												
22/03/2022	13/05/2022	2,700.00	4,474.95	4,219.05	(255.90)	4,474.95	4,474.95	0.00	0.00	0.00	0.00	(255.90)
		<b>2,700.00</b>	<b>4,474.95</b>	<b>4,219.05</b>	<b>(255.90)</b>	<b>4,474.95</b>	<b>4,474.95</b>	<b>0.00</b>	<b>0.00</b>	<b>0.00</b>	<b>0.00</b>	<b>(255.90)</b>
SLC.AX - Superloop Limited												
01/11/2021	25/01/2022	1,860.00	2,372.85	1,965.60	(407.25)	2,372.85	2,372.85	0.00	0.00	0.00	0.00	(407.25)
		<b>1,860.00</b>	<b>2,372.85</b>	<b>1,965.60</b>	<b>(407.25)</b>	<b>2,372.85</b>	<b>2,372.85</b>	<b>0.00</b>	<b>0.00</b>	<b>0.00</b>	<b>0.00</b>	<b>(407.25)</b>
SMI.AX - Santana Minerals Limited												
21/02/2022	15/06/2022	3,000.00	1,444.95	1,990.05	545.10	1,444.95	1,444.95	0.00	0.00	0.00	545.10	0.00



Peter Milton Super Fund

# Realised Capital Gains Report

For The Period 01 July 2021 - 30 June 2022

Investment		Accounting Treatment				Tax Treatment						
Purchase Contract Date	Disposal Contract Date	Units	Cost	Proceeds	Accounting Profit/(Loss)	Adjusted Cost Base	Reduced Cost Base	Indexed Cost Base	Indexed Gains	Discounted Gains (Gross)	Other Gains	Capital Loss
<b>Shares in Listed Companies (Australian)</b>												
		<b>3,000.00</b>	<b>1,444.95</b>	<b>1,990.05</b>	<b>545.10</b>	<b>1,444.95</b>	<b>1,444.95</b>	<b>0.00</b>	<b>0.00</b>	<b>0.00</b>	<b>545.10</b>	<b>0.00</b>
SMR.AX - Stanmore Coal Limited - Ordinary Fully Paid												
06/05/2022	16/06/2022	430.00	1,150.85	867.20	(283.65)	1,150.85	1,150.85	0.00	0.00	0.00	0.00	(283.65)
		<b>430.00</b>	<b>1,150.85</b>	<b>867.20</b>	<b>(283.65)</b>	<b>1,150.85</b>	<b>1,150.85</b>	<b>0.00</b>	<b>0.00</b>	<b>0.00</b>	<b>0.00</b>	<b>(283.65)</b>
SRG.AX - SRG Global Limited												
24/03/2022	11/05/2022	4,600.00	2,888.45	2,625.05	(263.40)	2,888.45	2,888.45	0.00	0.00	0.00	0.00	(263.40)
		<b>4,600.00</b>	<b>2,888.45</b>	<b>2,625.05</b>	<b>(263.40)</b>	<b>2,888.45</b>	<b>2,888.45</b>	<b>0.00</b>	<b>0.00</b>	<b>0.00</b>	<b>0.00</b>	<b>(263.40)</b>
SRL.AX - Sunrise Energy Metals Limited												
22/03/2022	16/06/2022	940.00	2,369.95	2,471.05	101.10	2,369.95	2,369.95	0.00	0.00	0.00	101.10	0.00
		<b>940.00</b>	<b>2,369.95</b>	<b>2,471.05</b>	<b>101.10</b>	<b>2,369.95</b>	<b>2,369.95</b>	<b>0.00</b>	<b>0.00</b>	<b>0.00</b>	<b>101.10</b>	<b>0.00</b>
STA.AX - Strandline Resources Limited - Ordinary Fully Paid (Gunson Resources)												
29/03/2022	13/05/2022	3,000.00	1,444.95	1,060.05	(384.90)	1,444.95	1,444.95	0.00	0.00	0.00	0.00	(384.90)
		<b>3,000.00</b>	<b>1,444.95</b>	<b>1,060.05</b>	<b>(384.90)</b>	<b>1,444.95</b>	<b>1,444.95</b>	<b>0.00</b>	<b>0.00</b>	<b>0.00</b>	<b>0.00</b>	<b>(384.90)</b>
SWM.AX - Seven West Media Limited												
15/11/2021	23/02/2022	2,340.00	1,611.15	1,430.85	(180.30)	1,611.15	1,611.15	0.00	0.00	0.00	0.00	(180.30)
		<b>2,340.00</b>	<b>1,611.15</b>	<b>1,430.85</b>	<b>(180.30)</b>	<b>1,611.15</b>	<b>1,611.15</b>	<b>0.00</b>	<b>0.00</b>	<b>0.00</b>	<b>0.00</b>	<b>(180.30)</b>
SXL.AX - Southern Cross Media Group Limited												
02/11/2021	24/01/2022	2,170.00	5,097.75	3,896.90	(1,200.85)	5,097.75	5,097.75	0.00	0.00	0.00	0.00	(1,200.85)
		<b>2,170.00</b>	<b>5,097.75</b>	<b>3,896.90</b>	<b>(1,200.85)</b>	<b>5,097.75</b>	<b>5,097.75</b>	<b>0.00</b>	<b>0.00</b>	<b>0.00</b>	<b>0.00</b>	<b>(1,200.85)</b>
TER.AX - Terracom Limited												

Peter Milton Super Fund

# Realised Capital Gains Report

For The Period 01 July 2021 - 30 June 2022

Investment		Accounting Treatment				Tax Treatment						
Purchase Contract Date	Disposal Contract Date	Units	Cost	Proceeds	Accounting Profit/(Loss)	Adjusted Cost Base	Reduced Cost Base	Indexed Cost Base	Indexed Gains	Discounted Gains (Gross)	Other Gains	Capital Loss
<b>Shares in Listed Companies (Australian)</b>												
10/02/2022	22/06/2022	7,500.00	1,969.95	4,330.05	2,360.10	1,969.95	1,969.95	0.00	0.00	0.00	2,360.10	0.00
		<b>7,500.00</b>	<b>1,969.95</b>	<b>4,330.05</b>	<b>2,360.10</b>	<b>1,969.95</b>	<b>1,969.95</b>	<b>0.00</b>	<b>0.00</b>	<b>0.00</b>	<b>2,360.10</b>	<b>0.00</b>
TGF.AX - Tribeca Global Natural Resources Limited												
22/03/2022	10/05/2022	840.00	2,472.75	2,172.45	(300.30)	2,472.75	2,472.75	0.00	0.00	0.00	0.00	(300.30)
		<b>840.00</b>	<b>2,472.75</b>	<b>2,172.45</b>	<b>(300.30)</b>	<b>2,472.75</b>	<b>2,472.75</b>	<b>0.00</b>	<b>0.00</b>	<b>0.00</b>	<b>0.00</b>	<b>(300.30)</b>
TMT.AX - Technology Metals Australia Limited												
04/04/2022	10/05/2022	2,200.00	1,339.95	804.00	(535.95)	1,339.95	1,339.95	0.00	0.00	0.00	0.00	(535.95)
		<b>2,200.00</b>	<b>1,339.95</b>	<b>804.00</b>	<b>(535.95)</b>	<b>1,339.95</b>	<b>1,339.95</b>	<b>0.00</b>	<b>0.00</b>	<b>0.00</b>	<b>0.00</b>	<b>(535.95)</b>
WIC.AX - Westoz Investment Company Limited												
21/03/2022	04/04/2022	1,800.00	2,557.95	2,635.05	77.10	2,557.95	2,557.95	0.00	0.00	0.00	77.10	0.00
		<b>1,800.00</b>	<b>2,557.95</b>	<b>2,635.05</b>	<b>77.10</b>	<b>2,557.95</b>	<b>2,557.95</b>	<b>0.00</b>	<b>0.00</b>	<b>0.00</b>	<b>77.10</b>	<b>0.00</b>
XF1.AX - Xref Limited												
01/11/2021	17/02/2022	2,300.00	1,698.95	1,452.05	(246.90)	1,698.95	1,698.95	0.00	0.00	0.00	0.00	(246.90)
		<b>2,300.00</b>	<b>1,698.95</b>	<b>1,452.05</b>	<b>(246.90)</b>	<b>1,698.95</b>	<b>1,698.95</b>	<b>0.00</b>	<b>0.00</b>	<b>0.00</b>	<b>0.00</b>	<b>(246.90)</b>
ZEL.AX - Z Energy Limited.												
18/03/2022	10/05/2022	1,000.00	3,509.95	3,430.27	(79.68)	3,509.95	3,509.95	0.00	0.00	0.00	0.00	(79.68)
		<b>1,000.00</b>	<b>3,509.95</b>	<b>3,430.27</b>	<b>(79.68)</b>	<b>3,509.95</b>	<b>3,509.95</b>	<b>0.00</b>	<b>0.00</b>	<b>0.00</b>	<b>0.00</b>	<b>(79.68)</b>
		<b>334,124.00</b>	<b>204,633.81</b>	<b>183,936.93</b>	<b>(20,696.88)</b>	<b>204,633.81</b>	<b>204,633.81</b>	<b>0.00</b>	<b>0.00</b>	<b>0.00</b>	<b>6,110.31</b>	<b>(26,807.19)</b>

**Stapled Securities**

ARF.AX2 - Arena Reit.

Peter Milton Super Fund

# Realised Capital Gains Report

For The Period 01 July 2021 - 30 June 2022

Investment		Accounting Treatment				Tax Treatment						
Purchase Contract Date	Disposal Contract Date	Units	Cost	Proceeds	Accounting Profit/(Loss)	Adjusted Cost Base	Reduced Cost Base	Indexed Cost Base	Indexed Gains	Discounted Gains (Gross)	Other Gains	Capital Loss
<b>Stapled Securities</b>												
24/12/2021	31/01/2022	1,500.00	7,024.95	6,955.05	(69.90)	7,008.39	7,008.39	0.00	0.00	0.00	0.00	(53.34)
		<b>1,500.00</b>	<b>7,024.95</b>	<b>6,955.05</b>	<b>(69.90)</b>	<b>7,008.39</b>	<b>7,008.39</b>	<b>0.00</b>	<b>0.00</b>	<b>0.00</b>	<b>0.00</b>	<b>(53.34)</b>
		0.00	0.00	0.00	0.00	0.00	0.00	0.00	0.00	6.94	0.27	0.00
		<b>0.00</b>	<b>0.00</b>	<b>0.00</b>	<b>0.00</b>	<b>0.00</b>	<b>0.00</b>	<b>0.00</b>	<b>0.00</b>	<b>6.94</b>	<b>0.27</b>	<b>0.00</b>
HPI.AX2 - Hotel Property Investments												
17/03/2022	10/05/2022	600.00	2,329.95	2,034.72	(295.23)	2,329.95	2,329.95	0.00	0.00	0.00	0.00	(295.23)
		<b>600.00</b>	<b>2,329.95</b>	<b>2,034.72</b>	<b>(295.23)</b>	<b>2,329.95</b>	<b>2,329.95</b>	<b>0.00</b>	<b>0.00</b>	<b>0.00</b>	<b>0.00</b>	<b>(295.23)</b>
		<b>2,100.00</b>	<b>9,354.90</b>	<b>8,989.77</b>	<b>(365.13)</b>	<b>9,338.34</b>	<b>9,338.34</b>	<b>0.00</b>	<b>0.00</b>	<b>6.94</b>	<b>0.27</b>	<b>(348.57)</b>
		<b>336,224.00</b>	<b>213,988.71</b>	<b>192,926.70</b>	<b>(21,062.01)</b>	<b>213,972.15</b>	<b>213,972.15</b>	<b>0.00</b>	<b>0.00</b>	<b>6.94</b>	<b>6,110.58</b>	<b>(27,155.76)</b>

# 25000 - Interest Received

2022 Financial Year

Preparer Desiree Yutuc

Reviewer Steven Lee

Status Completed

Account Code	Description	CY Balance	LY Balance	Change
PIB002765700	RaboDirect Savings 0027657-00	(\$7.80)	(\$6.79)	14.87%
PIB002765710	RaboDirect PremiumSaver 0027657-10	(\$1,373.33)	(\$2,139.28)	(35.8)%
<b>TOTAL</b>		<b>CY Balance</b>	<b>LY Balance</b>	
		(\$1,381.13)	(\$2,146.07)	

## Supporting Documents

- Interest Reconciliation Report [Report](#)
- RABO Interest and Tax Summary FY2022.pdf

## Standard Checklist

- Attach Interest Reconciliation Report
- Ensure all interest has been recorded from Bank Statements
- Review Statements to ensure all TFN withheld has been input

Peter Milton Super Fund

# Interest Reconciliation Report

For The Period 01 July 2021 - 30 June 2022

Date	Payment Amount	Gross Interest	TFN Withheld	Foreign Income	Foreign Credits
<b>Bank Accounts</b>					
PIB002765700 RaboDirect Savings 0027657-00					
31/07/2021	0.44	0.44			
31/08/2021	0.48	0.48			
30/09/2021	0.43	0.43			
31/10/2021	0.40	0.40			
30/11/2021	0.65	0.65			
31/12/2021	0.78	0.78			
31/01/2022	0.75	0.75			
28/02/2022	0.63	0.63			
31/03/2022	0.66	0.66			
30/04/2022	0.59	0.59			
31/05/2022	0.81	0.81			
30/06/2022	1.18	1.18			
	7.80	7.80			
PIB002765710 RaboDirect PremiumSaver 0027657-10					
31/07/2021	27.12	27.12			
31/07/2021	116.14	116.14			
31/08/2021	116.23	116.23			
31/08/2021	27.14	27.14			
30/09/2021	26.29	26.29			
02/12/2022	13:55:07				

Peter Milton Super Fund

# Interest Reconciliation Report

For The Period 01 July 2021 - 30 June 2022

Date	Payment Amount	Gross Interest	TFN Withheld	Foreign Income	Foreign Credits
30/09/2021	112.56	112.56			
31/10/2021	116.42	116.42			
31/10/2021	27.20	27.20			
30/11/2021	23.08	23.08			
31/12/2021	18.57	18.57			
31/12/2021	83.55	83.55			
31/01/2022	83.64	83.64			
31/01/2022	18.59	18.59			
28/02/2022	16.81	16.81			
28/02/2022	75.66	75.66			
31/03/2022	83.88	83.88			
31/03/2022	18.64	18.64			
30/04/2022	81.29	81.29			
30/04/2022	18.06	18.06			
31/05/2022	105.25	105.25			
31/05/2022	18.70	18.70			
30/06/2022	129.52	129.52			
30/06/2022	28.99	28.99			
	1,373.33	1,373.33			
	<b>1,381.13</b>	<b>1,381.13</b>			

Peter Milton Super Fund

# Interest Reconciliation Report

For The Period 01 July 2021 - 30 June 2022

---

Date	Payment Amount	Gross Interest	TFN Withheld	Foreign Income	Foreign Credits
TOTAL	1,381.13	1,381.13			

---

Tax Return Reconciliation

	Totals	Tax Return Label
Gross Interest	1,381.13	11C

06 July 2022

The Trustees  
Peter Milton Super Fund  
PETER MILTON & SUZANNE SIM ATF PETER  
MILTON SUPER FUND  
136 Lucas Road  
SEVEN HILLS NSW 2147

**Address**

*Rabobank Online Savings  
GPO Box 4715  
Sydney NSW 2001*

**Telephone**

*1800 445 445*

**Fax**

*1800 121 615*

**E-mail**

*clientservicesAU@rabobank.com*

**Website**

*www.Rabobank.com.au*

Customer and amount details

---

<b>Name</b>	Peter Milton Super Fund
<b>Tax Year</b>	01 July 2021 to 30 June 2022
<b>TFN Number</b>	Provided
<b>ABN Number</b>	Provided
<b>Total gross interest</b>	\$1,381.13
<b>Total withholding tax</b>	\$0.00

## Important Information

1. It's your responsibility to report correct information for your tax return. Speak to an accountant if you need advice.
2. For joint accounts, the amount shown is the total interest and withholding tax on that account.
3. For joint accounts, both parties need to add a TFN, exemption or ABN as interest may be withheld.

---

*Rabobank Australia Limited ABN 50 001 621 129, AFSL 234 700.*

*Customers are advised that they should check all entries and report any apparent errors or unauthorised transactions as soon as possible.*

*At Rabobank we pride ourselves on providing high quality service to our clients, so if we don't measure up to your expectations we genuinely want to know. For information on how to make a complaint, our complaints management process or if you are unhappy with the resolution of your complaint and require information on how to escalate your complaint to the Australian Financial Complaints Authority (AFCA) please visit our website on <https://www.rabobank.com.au/compliments-and-complaints/>.*

*Information about the products you hold with us are available on request by calling us on 1800 445 445 during operating hours.*



06 July 2022

The Trustees  
Peter Milton Super Fund  
PETER MILTON & SUZANNE SIM ATF PETER  
MILTON SUPER FUND  
136 Lucas Road  
SEVEN HILLS NSW 2147

**Address**

Rabobank Online Savings  
GPO Box 4715  
Sydney NSW 2001

**Telephone**

1800 445 445

**Fax**

1800 121 615

**E-mail**[clientservicesAU@rabobank.com](mailto:clientservicesAU@rabobank.com)**Website**[www.Rabobank.com.au](http://www.Rabobank.com.au)

Summary of gross interest and withholding tax for your account(s) with Rabobank.

<b>Account Type</b>	<b>Account Number</b>	<b>Gross Interest</b>	<b>Withholding Tax</b>
HISA	142-201-0027657-00	\$7.80	\$0.00
PremiumSaver	142-201-0027657-10	\$1,373.33	\$0.00
<b>Total</b>		\$1,381.13	\$0.00

**Important Information**

1. It's your responsibility to report correct information for your tax return. Speak to an accountant if you need advice.
2. For joint accounts, the amount shown is the total interest and withholding tax on that account.
3. For joint accounts, both parties need to add a TFN, exemption or ABN as interest may be withheld.

*Rabobank Australia Limited ABN 50 001 621 129, AFSL 234 700.*

*Customers are advised that they should check all entries and report any apparent errors or unauthorised transactions as soon as possible.*

*At Rabobank we pride ourselves on providing high quality service to our clients, so if we don't measure up to your expectations we genuinely want to know. For information on how to make a complaint, our complaints management process or if you are unhappy with the resolution of your complaint and require information on how to escalate your complaint to the Australian Financial Complaints Authority (AFCA) please visit our website on <https://www.rabobank.com.au/compliments-and-complaints/>.*

*Information about the products you hold with us are available on request by calling us on 1800 445 445 during operating hours.*

# 30100 - Accountancy Fees

2022 Financial Year

**Preparer** Desiree Yutuc

**Reviewer** Steven Lee

**Status** Completed

Account Code	Description	CY Balance	LY Balance	Change
30100	Accountancy Fees	\$920.00	\$990.00	(7.07)%
<b>TOTAL</b>		<b>CY Balance</b>	<b>LY Balance</b>	
		\$920.00	\$990.00	

## Supporting Documents

- General Ledger [Report](#)
- SuprHelp-Invoice INV-0501.pdf

## Standard Checklist

- Attach all source documentation
- Ensure all Transactions have been entered

## Peter Milton Super Fund

# General Ledger

As at 30 June 2022

Transaction Date	Description	Units	Debit	Credit	Balance \$
<b>Accountancy Fees (30100)</b>					
<u>Accountancy Fees (30100)</u>					
22/03/2022	Transfer To Superhelp Australia NetBank PeterMiltonSuperFund final pa...		920.00		920.00 DR
			<b>920.00</b>		<b>920.00 DR</b>

**Total Debits: 920.00**

**Total Credits: 0.00**



# TAX INVOICE

Peter Milton

**Invoice Date**  
10 Mar 2022

**Invoice Number**  
INV-0501

**ABN**  
60 061 126 663

SuperHelp Australia  
PTY LTD  
PO Box 1906  
MACQUARIE  
CENTRE NSW 2113  
AUSTRALIA

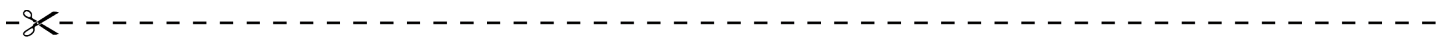
Item	Description	Quantity	Unit Price	GST	Amount AUD
EOY	SMSF Annual Administration	1.00	1,100.00	10%	1,100.00
PENSIO NADMIN	Pension Administration	1.00	150.00	10%	150.00
ACTCER T	Actuarial Certificate	1.00	220.00	10%	220.00
DEPO	Deposit	1.00	(550.00)	10%	(550.00)
				INCLUDES GST 10%	83.64
<b>TOTAL AUD</b>					<b>920.00</b>

## Due Date: 24 Mar 2022

Please pay the balance of our fees by direct credit into our bank account.

OUR BANK DETAILS (Use your name or your SMSF name as the reference):

Account Name: Superhelp Australia Pty Ltd  
Bank: Commonwealth Bank  
BSB: 06 2099  
Account Number: 1041 7929



# PAYMENT ADVICE

To: SuperHelp Australia PTY LTD  
PO Box 1906  
MACQUARIE CENTRE NSW 2113  
AUSTRALIA

**Customer** Peter Milton  
**Invoice Number** INV-0501

---

**Amount Due** **920.00**  
**Due Date** 24 Mar 2022

---

**Amount Enclosed**

---

Enter the amount you are paying above

# 30400 - ATO Supervisory Levy

2022 Financial Year

---

**Preparer** Desiree Yutuc

**Reviewer** Steven Lee

**Status** Completed

Account Code	Description	CY Balance	LY Balance	Change
30400	ATO Supervisory Levy	\$259.00	\$259.00	0%
<b>TOTAL</b>		<b>CY Balance</b>	<b>LY Balance</b>	
		\$259.00	\$259.00	

## Supporting Documents

- General Ledger [Report](#)

## Standard Checklist

- Attach all source documentation
- Ensure all Transactions have been entered

Peter Milton Super Fund

# General Ledger

As at 30 June 2022

Transaction Date	Description	Units	Debit	Credit	Balance \$
<b>ATO Supervisory Levy (30400)</b>					
<u>ATO Supervisory Levy (30400)</u>					
06/05/2022	TAX OFFICE PAYMENTS NetBank BPAY 75556 551008840680030821 Peter Milton SMSF		259.00		259.00 DR
			<b>259.00</b>		<b>259.00 DR</b>

**Total Debits: 259.00**

**Total Credits: 0.00**

# 30700 - Auditor's Remuneration

2022 Financial Year

Preparer Desiree Yutuc

Reviewer Steven Lee

Status Completed

Account Code	Description	CY Balance	LY Balance	Change
30700	Auditor's Remuneration	\$550.00	\$450.00	22.22%
<b>TOTAL</b>		<b>CY Balance</b>	<b>LY Balance</b>	
		\$550.00	\$450.00	

## Supporting Documents

- General Ledger [Report](#)
- Invoice INV-0007.pdf

## Standard Checklist

- Attach all source documentation
- Ensure all Transactions have been entered



## Peter Milton Super Fund

# General Ledger

As at 30 June 2022

Transaction Date	Description	Units	Debit	Credit	Balance \$
<b>Auditor's Remuneration (30700)</b>					
Auditor's Remuneration (30700)					
24/11/2021	Transfer To Superhelp Australia NetBank Peter Milton Super Fund Fee01		550.00		550.00 DR
			<b>550.00</b>		<b>550.00 DR</b>

**Total Debits: 550.00**

**Total Credits: 0.00**

# TAX INVOICE

Superhelp Australia P/L  
PO BOX 1906  
MACQUARIE CENTRE NSW 2113  
AUSTRALIA

**Invoice Date**  
15 Mar 2022

**Invoice Number**  
INV-0007

**Reference**  
Peter Milton

Harper Business Services  
Pty Ltd

ABN: 52 144 667 694  
BAS Agent: 8649 7000

Description	Quantity	Unit Price	GST	Amount AUD
For professional services in relation to the conduct of the Audit of Peter Milton Superannuation Fund for the year ended 30/06/2021	1.00	500.00	10%	500.00
			Subtotal	500.00
			TOTAL GST 10%	50.00
			<b>TOTAL AUD</b>	<b>550.00</b>

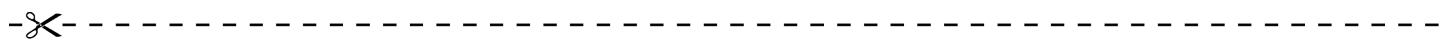
**Due Date: 22 Mar 2022**

Bank Details

Account Name: Harper Business Services Pty Ltd

BSB: 083 781

Account Number: 42 927 9104



# PAYMENT ADVICE

**Customer** Superhelp Australia P/L

**Invoice Number** INV-0007

**Amount Due** 550.00

**Due Date** 22 Mar 2022

**Amount Enclosed** \_\_\_\_\_

Enter the amount you are paying above

To: Harper Business Services Pty Ltd

ABN: 52 144 667 694

BAS Agent: 8649 7000

# 41600 - Pensions Paid

2022 Financial Year

Preparer Desiree Yutuc

Reviewer Steven Lee

Status Completed

Account Code	Description	CY Balance	LY Balance	Change
MILPET00001P	(Pensions Paid) Milton, Peter Frank - Pension (Pension)	\$9,800.00	\$10,000.00	(2)%
<b>TOTAL</b>		<b>CY Balance</b>	<b>LY Balance</b>	
		\$9,800.00	\$10,000.00	

## Supporting Documents

- Pension Summary Report [Report](#)
- Pension\_Calc.pdf

## Standard Checklist

- Attach copy of Pension Summary Report
- Ensure Member(s) have been advised of pension for coming year
- Ensure Minimum Pension has been paid for each account

Peter Milton Super Fund

# Pension Summary

As at 30 June 2022

**Member Name :** Milton, Peter Frank

**Member Age :** 67\* (Date of Birth : Provided)

Member Code	Pension Type	Pension Start Date	Tax Free	Min / PF	Minimum	Maximum	Gross Pension Payments	PAYG	Net Pension Payment	Amount to reach Minimum
MILPET0001P	Account Based Pension	14/08/2009	100.00 %	2.50%	\$9,710.00*	N/A	\$9,800.00	\$0.00	\$9,800.00	NIL

\*COVID-19 50% reduction has been applied to the minimum pension amount.

					<b>\$9,710.00</b>	<b>\$0.00</b>	<b>\$9,800.00</b>	<b>\$0.00</b>	<b>\$9,800.00</b>	<b>\$0.00</b>
--	--	--	--	--	-------------------	---------------	-------------------	---------------	-------------------	---------------

**Total :**

					<b>\$9,710.00</b>	<b>\$0.00</b>	<b>\$9,800.00</b>	<b>\$0.00</b>	<b>\$9,800.00</b>	<b>\$0.00</b>
--	--	--	--	--	-------------------	---------------	-------------------	---------------	-------------------	---------------

\*Age as at 01/07/2021 or pension start date for new pensions.



SuperHelp Australia Pty Ltd

ABN 60 061 126 663

P O Box 454

Burwood, NSW 1805

Phone: 1 300 736 453

Fax: (02) 8456 5904

Website: [www.superhelp.com.au](http://www.superhelp.com.au)

Date: 02 December  
2022

Dear Sir/Madam,

**Re: Pension Requirements for Pension Member(s) for  
Peter Milton Super Fund**

Please find attached your pension requirement(s) for the 2022-2023 financial year.

Please ensure that the pension for the 2022-2023 income year fits within these Minimum and Maximum levels. Please note that any pensions that would have been commenced during the 2022-2023 income year are not included in the calculations.

Sincerely Yours,

Superhelp Australia Pty Ltd

**Peter Milton Super Fund**  
**Yearly Projected Pension Calculation Report**

As at 01 July 2022

Member Name	Member Code	Pension Type	Pension Start/ Conversion Date	Age (as at 01/07/2022)	Opening Balance	Minimum Amount *	Maximum Amount	Tax Free %	Min Tax Free Payments	Min Taxable Payments
Milton, Peter Frank	MILPET00001P	Account Based Pension	14/08/2009	68	360,991.32	9,020.00	N/A	100.00	9,020.00	0.00
					<b>360,991.32</b>	<b>9,020.00</b>			<b>9,020.00</b>	<b>0.00</b>
					<b>360,991.32</b>	<b>9,020.00</b>			<b>9,020.00</b>	<b>0.00</b>

\* COVID-19 50% reduction has been applied to the minimum pension amount

# 48500 - Income Tax Expense

2022 Financial Year

---

**Preparer** Desiree Yutuc

**Reviewer** Steven Lee

**Status** Completed

Account Code	Description	CY Balance	LY Balance	Change
48500	Income Tax Expense	(\$335.86)		100%
<b>TOTAL</b>		<b>CY Balance</b>	<b>LY Balance</b>	
		(\$335.86)		

## Supporting Documents

No supporting documents

# 49000 - Profit/Loss Allocation Account

2022 Financial Year

**Preparer** Desiree Yutuc

**Reviewer** Steven Lee

**Status** Completed

Account Code	Description	CY Balance	LY Balance	Change
49000	Profit/Loss Allocation Account	(\$27,605.24)	(\$9,552.93)	188.97%
<b>TOTAL</b>		<b>CY Balance</b>	<b>LY Balance</b>	
		(\$27,605.24)	(\$9,552.93)	

## Supporting Documents

No supporting documents



# 50000 - Members

2022 Financial Year

Preparer Desiree Yutuc

Reviewer Steven Lee

Status Completed

Account Code	Description	Opening Balance	Contribution Income	Earnings	Member Payments	Tax & Fees	Closing Balance	Change
MILPET00001P	Milton, Peter Frank - Pension (Pension)	(\$388,596.56)		\$17,805.24	\$9,800.00		(\$360,991.32)	(7.1)%
<b>TOTAL</b>		<b>Opening Balance</b>	<b>Contribution Income</b>	<b>Earnings</b>	<b>Member Payments</b>	<b>Tax &amp; Fees</b>	<b>Closing Balance</b>	
		(\$388,596.56)		\$17,805.24	\$9,800.00		(\$360,991.32)	

## Supporting Documents

- Members Statements [Report](#)
- Members Summary [Report](#)

## Standard Checklist

- Attach copies of Members Statements

# Peter Milton Super Fund

## Members Statement

Peter Frank Milton  
 136 Lucas Road  
 Seven Hills, New South Wales, 2147, Australia

### Your Details

Date of Birth :	Provided	Nominated Beneficiaries:	N/A
Age:	68	Nomination Type:	N/A
Tax File Number:	Provided	Vested Benefits:	360,991.32
Date Joined Fund:	07/07/2008	Total Death Benefit:	360,991.32
Service Period Start Date:	07/07/2008	Current Salary:	0.00
Date Left Fund:		Previous Salary:	0.00
Member Code:	MILPET00001P	Disability Benefit:	0.00
Account Start Date:	14/08/2009		
Account Phase:	Retirement Phase		
Account Description:	Pension		

### Your Balance

Total Benefits	360,991.32
<u>Preservation Components</u>	
Preserved	
Unrestricted Non Preserved	360,991.32
Restricted Non Preserved	
<u>Tax Components</u>	
Tax Free (100.00%)	360,991.32
Taxable	

### Your Detailed Account Summary

	This Year	Last Year
Opening balance at 01/07/2021	388,596.56	398,149.49
<u>Increases to Member account during the period</u>		
Employer Contributions		
Personal Contributions (Concessional)		
Personal Contributions (Non Concessional)		
Government Co-Contributions		
Other Contributions		
Proceeds of Insurance Policies		
Transfers In		
Net Earnings	(17,805.24)	447.07
Internal Transfer In		
<u>Decreases to Member account during the period</u>		
Pensions Paid	9,800.00	10,000.00
Contributions Tax		
Income Tax		
No TFN Excess Contributions Tax		
Excess Contributions Tax		
Refund Excess Contributions		
Division 293 Tax		
Insurance Policy Premiums Paid		
Management Fees		
Member Expenses		
Benefits Paid/Transfers Out		
Superannuation Surcharge Tax		
Internal Transfer Out		
Closing balance at 30/06/2022	360,991.32	388,596.56

**Peter Milton Super Fund**  
**Members Statement**

---

**Trustee's Disclaimer**

This statement has been prepared by the Trustee for the member whose name appears at the top of this statement. Every effort has been made by the Trustee to ensure the accuracy and completeness of this Statement. The Trustee does not accept any liability for any error, omission or misprint. All amounts shown in relation to benefits do not take into account any amounts which may be withheld to satisfy the requirements imposed by the Income Tax Assessment Act 1936.

Signed by all the trustees of the fund

\_\_\_\_\_  
Peter Frank Milton  
Trustee

\_\_\_\_\_  
Suzanne Joy Sim  
Trustee

# Peter Milton Super Fund

## Members Statement

Peter Frank Milton  
 136 Lucas Road  
 Seven Hills, New South Wales, 2147, Australia

### Your Details

Date of Birth :	Provided	Nominated Beneficiaries:	N/A
Age:	68	Nomination Type:	N/A
Tax File Number:	Provided	Vested Benefits:	
Date Joined Fund:	07/07/2008		
Service Period Start Date:			
Date Left Fund:			
Member Code:	MILPET00002A		
Account Start Date:	07/07/2008		
Account Phase:	Accumulation Phase		
Account Description:	Accumulation		

### Your Balance

#### Total Benefits

#### Preservation Components

Preserved  
 Unrestricted Non Preserved  
 Restricted Non Preserved

#### Tax Components

Tax Free  
 Taxable

### Your Detailed Account Summary

	This Year	Last Year
Opening balance at 01/07/2021		
<u>Increases to Member account during the period</u>		
Employer Contributions		
Personal Contributions (Concessional)		
Personal Contributions (Non Concessional)		
Government Co-Contributions		
Other Contributions		
Proceeds of Insurance Policies		
Transfers In		
Net Earnings		
Internal Transfer In		
<u>Decreases to Member account during the period</u>		
Pensions Paid		
Contributions Tax		
Income Tax		
No TFN Excess Contributions Tax		
Excess Contributions Tax		
Refund Excess Contributions		
Division 293 Tax		
Insurance Policy Premiums Paid		
Management Fees		
Member Expenses		
Benefits Paid/Transfers Out		
Superannuation Surcharge Tax		
Internal Transfer Out		
Closing balance at 30/06/2022	0.00	0.00

**Peter Milton Super Fund**  
**Members Statement**

---

**Trustee's Disclaimer**

This statement has been prepared by the Trustee for the member whose name appears at the top of this statement. Every effort has been made by the Trustee to ensure the accuracy and completeness of this Statement. The Trustee does not accept any liability for any error, omission or misprint. All amounts shown in relation to benefits do not take into account any amounts which may be withheld to satisfy the requirements imposed by the Income Tax Assessment Act 1936.

Signed by all the trustees of the fund

\_\_\_\_\_  
Peter Frank Milton  
Trustee

\_\_\_\_\_  
Suzanne Joy Sim  
Trustee

Peter Milton Super Fund  
**Members Summary**

As at 30 June 2022

Opening Balances	Increases				Decreases					Closing Balance	
	Contributions	Transfers In	Net Earnings	Insurance Proceeds	Pensions Paid	Contributions Tax	Taxes Paid	Benefits Paid/ Transfers Out	Insurance Premiums		Member Expenses
<b>Peter Frank Milton (Age: 68)</b>											
MILPET00001P - Pension - Tax Free: 100.00%											
388,596.56			(17,805.24)		9,800.00						360,991.32
MILPET00002A - Accumulation											
<b>388,596.56</b>			<b>(17,805.24)</b>		<b>9,800.00</b>						<b>360,991.32</b>
<b>388,596.56</b>			<b>(17,805.24)</b>		<b>9,800.00</b>						<b>360,991.32</b>

# 60400 - Bank Accounts

2022 Financial Year

Preparer Desiree Yutuc

Reviewer Steven Lee

Status Completed

Account Code	Description	CY Balance	LY Balance	Change
CBA11194095	CBA Direct Investment Account 11194095	\$123,442.90	\$59,318.13	108.1%
PIB002765700	RaboDirect Savings 0027657-00	\$2,371.65	\$162.85	1356.34%
PIB002765710	RaboDirect PremiumSaver 0027657-10	\$220,688.91	\$319,115.58	(30.84)%
<b>TOTAL</b>		<b>CY Balance</b>	<b>LY Balance</b>	
		\$346,503.46	\$378,596.56	

## Supporting Documents

- Bank Statement Report [Report](#)
- 2022\_CBA CDIA 095.pdf [CBA11194095](#)
- 2022\_Rabo 0027657 00.pdf [PIB002765700](#)
- 2022\_Rabo 0027657 10.pdf [PIB002765710](#)

## Standard Checklist

- Attach Copies of Bank Statements
- Attach copy of Bank Statement Report
- Ensure all Balances match Statement Balances at June 30
- Ensure all Transactions have been entered

# Peter Milton Super Fund Bank Statement Report

For The Period 01 July 2021 to 30 June 2022

**Chart Code:** 60400 / CBA11194095

**Account Name:** CBA Direct Investment Account 11194095

**BSB and Account Number:** 067167 11194095

<b>Opening Balance</b>	-	<b>Total Debits</b>	+	<b>Total Credits</b>	=	<b>Closing Balance</b>	<b>Data Feed Used</b>
\$ 59,318.13		\$ 195,442.02		\$ 259,566.79		\$ 123,442.90	

Date	Description	Debit \$	Credit \$	Ledger Balance \$	Statement Balance \$	Variance \$
01/07/2021	Opening Balance			59,318.13		
05/07/2021	Transfer to other Bank NetBank SMSF Transfer 01 [PETER MILTON 067167 11194095 SMSF Transfer 01]	2,400.00		56,918.13		
01/11/2021	BUY 1360 KAR [BUY 2110 JAN] [BUY 770 RDY] [BUY 720 AND] [BUY 150 LOV] [BUY 2300 XF1] [BUY 220 NCK] [BUY 900 MAD] [BUY 790 JLG] [BUY 1860 SLC] [Direct Debit 062934 COMMSEC SECURITI COMMSEC]	27,557.19		29,360.94		
02/11/2021	BUY 2170 SXL [BUY 560 EGG] [BUY 1040 BIS] [BUY 1000 RHY] [Direct Debit 062934 COMMSEC SECURITI COMMSEC]	10,990.88		18,370.06		
03/11/2021	BUY 4300 IMU [BUY 1070 GLN] [Direct Debit 062934 COMMSEC SECURITI COMMSEC]	4,138.30		14,231.76		
05/11/2021	BUY 174 PMV [BUY 1300 CDD] [BUY 1140 HZR] [Direct Debit 062934 COMMSEC SECURITI COMMSEC]	9,529.05		4,702.71		
08/11/2021	Transfer to other Bank NetBank verify [PETER MILTON 067167 11194095 verify]	1.00		4,701.71		
10/11/2021	Direct Credit 319181 Peter Milton Sup FT21314PRZT9 [Peter Milton Super Fund BSB 067167 A/C 11194095]		50,000.00	54,701.71		
15/11/2021	BUY 2340 SWM [BUY 2500 IHL] [BUY 2900 PRT] [Direct Debit 062934 COMMSEC SECURITI COMMSEC]	4,377.05		50,324.66		
17/11/2021	BUY 1820 PRU [BUY 1750 GOR] [BUY 11700 IMA] [BUY 8900 RED] [Direct Debit 062934 COMMSEC SECURITI COMMSEC]	11,413.35		38,911.31		
18/11/2021	BUY 59000 IXR [BUY 7600 MSL] [BUY 4000 PNR] [Direct Debit 062934 COMMSEC SECURITI COMMSEC]	6,086.85		32,824.46		
24/11/2021	Transfer To Superhelp Australia NetBank Peter Milton Super Fund Fee01	550.00		32,274.46		



Peter Milton Super Fund

**Bank Statement Report**

For The Period 01 July 2021 to 30 June 2022

Date	Description	Debit \$	Credit \$	Ledger Balance \$	Statement Balance \$	Variance \$
29/11/2021	Direct Credit 319181 Peter Milton Sup Capital Trnsf [Peter Milton Super Fund / Capital Trnsf BSB 067167 A/C 11194095]		50,000.00	82,274.46		
09/12/2021	SELL 2900 PRT [Direct Credit 062895 COMMONWEALTH SEC COMMSEC]		1,227.05	83,501.51		
22/12/2021	BUY 2020 MCR [BUY 1800 BBC] [Direct Debit 062934 COMMSEC SECURITI COMMSEC]	5,379.40		78,122.11		
22/12/2021	Direct Credit 326860 CARDNO LIMITED AUD21/00801566 [Return of Capital: \$0.92 per unit]		1,937.00	80,059.11		
24/12/2021	BUY 1500 ARF [BUY 140 EBO] [BUY 920 KPG] [SELL 1300 CDD] [Direct Debit 062934 COMMSEC SECURITI COMMSEC]	16,066.60		63,992.51		
06/01/2022	Direct Credit 458106 PRU REPLACEMENT DEC21/99999999		15.30	64,007.81		
11/01/2022	BUY 2900 LPI [BUY 2000 GRR] [Direct Debit 062934 COMMSEC SECURITI COMMSEC]	3,381.90		60,625.91		
24/01/2022	SELL 150 LOV [SELL 1040 BIS] [SELL 1820 PRU] [SELL 7600 MSL] [SELL 220 NCK] [SELL 900 MAD] [SELL 1140 HZR] [SELL 2170 SXL] [SELL 560 EGG] [SELL 720 AND] [SELL 174 PMV] [SELL 770 RDY] [SELL 4300 IMU] [SELL 1360 KAR] [SELL 1000 RHY] [Direct Credit 062895 COMMONWEALTH SEC COMMSEC]		33,522.39	94,148.30		
25/01/2022	SELL 2500 IHL [SELL 1860 SLC] [SELL 11700 IMA] [Direct Credit 062895 COMMONWEALTH SEC COMMSEC]		5,365.70	99,514.00		
27/01/2022	SELL 1070 GLN [SELL 1750 GOR] [SELL 140 EBO] [Direct Credit 062895 COMMONWEALTH SEC COMMSEC]		9,075.33	108,589.33		
27/01/2022	Direct Credit 358020 PMV INVEST LTD JAN22/00804351 [System Matched Income Data]		80.04	108,669.37		
28/01/2022	SELL 4000 PNR [SELL 8900 RED] [SELL 790 JLG] [Direct Credit 062895 COMMONWEALTH SEC COMMSEC]		9,137.95	117,807.32		
31/01/2022	SELL 1500 ARF [Direct Credit 062895 COMMONWEALTH SEC COMMSEC] (Auto reprocessed due to distribution entered / deleted on 30/06/2022)		6,955.05	124,762.37		
10/02/2022	BUY 7500 TER [BUY 2100 IGL] [BUY 460 NUF] [BUY 2000 PTB] [BUY 3770 MRM] [Direct Debit 062934 COMMSEC SECURITI COMMSEC]	13,273.35		111,489.02		
15/02/2022	BUY 23700 HZN [BUY 6340 ANG] [Direct Debit 062934 COMMSEC SECURITI COMMSEC]	4,699.10		106,789.92		

Peter Milton Super Fund

# Bank Statement Report

For The Period 01 July 2021 to 30 June 2022

Date	Description	Debit \$	Credit \$	Ledger Balance \$	Statement Balance \$	Variance \$
17/02/2022	SELL 2300 XF1 [SELL 2110 JAN] [BUY 5150 MBH] [Direct Credit 062895 COMMONWEALTH SEC COMMSEC]		826.21	107,616.13		
21/02/2022	BUY 3000 SMI [Direct Debit 062934 COMMSEC SECURITI COMMSEC]	1,444.95		106,171.18		
21/02/2022	Direct Credit 458106 KPG REPLACEMENT JAN22/99999994		3.34	106,174.52		
22/02/2022	BUY 5560 NEW [SELL 2340 SWM] [SELL 2900 LPI] [Direct Debit 062934 COMMSEC SECURITI COMMSEC]	2,117.15		104,057.37		
24/02/2022	BUY 430 IVC [BUY 970 NWH] [SELL 59000 IXR] [Direct Debit 062934 COMMSEC SECURITI COMMSEC]	4,487.75		99,569.62		
28/02/2022	Direct Credit 458106 KPG DIV FEB22/00800313 [System Matched Income Data]		3.34	99,572.96		
14/03/2022	SELL 2000 PTB [SELL 5150 MBH] [Direct Credit 062895 COMMONWEALTH SEC COMMSEC]		4,873.85	104,446.81		
17/03/2022	BUY 600 HPI [BUY 2520 ELT] [Direct Debit 062934 COMMSEC SECURITI COMMSEC]	4,252.50		100,194.31		
18/03/2022	BUY 1000 ZEL [BUY 1000 OFX] [BUY 470 NEU] [SELL 430 IVC] [Direct Debit 062934 COMMSEC SECURITI COMMSEC]	3,003.50		97,190.81		
22/03/2022	BUY 2700 RIC [BUY 2400 COG] [BUY 840 TGF] [BUY 940 SRL] [Direct Debit 062934 COMMSEC SECURITI COMMSEC]	13,009.60		84,181.21		
22/03/2022	Transfer To Superhelp Australia NetBank PeterMiltonSuperFund final pa...	920.00		83,261.21		
23/03/2022	BUY 6300 AMI [BUY 3500 MLX] [Direct Debit 062934 COMMSEC SECURITI COMMSEC]	5,552.40		77,708.81		
23/03/2022	Direct Debit 062934 COMMSEC SECURITI COMMSEC [BUY 1800 WIC] [BUY 5600 PGC] [BUY 1800 PGF] [BUY 2250 CAI] [BUY 2500 JRV]	12,515.00		65,193.81		
23/03/2022	Direct Credit 483066 ARENA REIT S00061416978		41.25	65,235.06		
24/03/2022	BUY 4600 SRG [BUY 230 CXL] [Direct Debit 062934 COMMSEC SECURITI COMMSEC]	4,755.30		60,479.76		
29/03/2022	BUY 1800 HFR [BUY 8800 COI] [BUY 3000 STA] [SELL 5560 NEW] [Direct Debit 062934 COMMSEC SECURITI COMMSEC]	225.00		60,254.76		
29/03/2022	Direct Credit 507198 GRANGES RESOURCE 88002930950 [System Matched Income Data]		200.00	60,454.76		
31/03/2022	BUY 650 ABB [Direct Debit 062934 COMMSEC SECURITI COMMSEC]	3,594.95		56,859.81		

Peter Milton Super Fund

# Bank Statement Report

For The Period 01 July 2021 to 30 June 2022

Date	Description	Debit \$	Credit \$	Ledger Balance \$	Statement Balance \$	Variance \$
31/03/2022	Direct Credit 458106 KPG DIV MAR22/00800323 [System Matched Income Data]		3.34	56,863.15		
04/04/2022	SELL 1800 WIC [BUY 2200 TMT] [BUY 23400 HGO] [Direct Debit 062934 COMMSEC SECURITI COMMSEC]	550.05		56,313.10		
06/04/2022	Direct Credit 458106 AUSTIN ENG. APR22/00801093 [System Matched Income Data]		12.68	56,325.78		
07/04/2022	Direct Credit 208379 NWH ITM DIV 001276318641 [System Matched Income Data]		53.35	56,379.13		
08/04/2022	Direct Credit 218892 IVC FNL DIV 001275123071 [System Matched Income Data]		49.45	56,428.58		
11/04/2022	SELL 5600 PGC [BUY 45000 MMI] [Direct Credit 062895 COMMONWEALTH SEC COMMSEC]		378.10	56,806.68		
14/04/2022	BUY 5700 DCN [Direct Debit 062934 COMMSEC SECURITI COMMSEC]	1,758.45		55,048.23		
14/04/2022	Direct Credit 403290 IGL DIV 001276247537 [System Matched Income Data]		178.50	55,226.73		
26/04/2022	SELL 6340 ANG [Direct Credit 062895 COMMONWEALTH SEC COMMSEC]		1,628.45	56,855.18		
27/04/2022	SELL 6300 AMI [Direct Credit 062895 COMMONWEALTH SEC COMMSEC]		2,783.55	59,638.73		
28/04/2022	SELL 1800 PGF [SELL 2100 IGL] [SELL 5700 DCN] [SELL 970 NWH] [Direct Credit 062895 COMMONWEALTH SEC COMMSEC]		10,106.90	69,745.63		
28/04/2022	Direct Credit 616017 COG FINANCIAL SE Ref: 2379811 [System Matched Income Data]		84.00	69,829.63		
29/04/2022	Direct Credit 255730 PGF DIV S00061416978 [System Matched Income Data]		90.00	69,919.63		
29/04/2022	Direct Credit 458106 KPG DIV APR22/00800324 [System Matched Income Data]		3.34	69,922.97		
29/04/2022	Direct Credit 358020 RIDLEY DIV APR22/00803088 [System Matched Income Data]		91.80	70,014.77		
02/05/2022	SELL 45000 MMI [BUY 100 CTD] [BUY 200 PWH] [SELL 650 ABB] [Direct Debit 062934 COMMSEC SECURITI COMMSEC]	658.10		69,356.67		
05/05/2022	SELL 470 NEU [SELL 2520 ELT] [Direct Credit 062895 COMMONWEALTH SEC COMMSEC] [SELL 100 CTD] [BUY 430 SMR] [BUY 2880 MGX] [BUY 560 RHI]		44.19	69,400.86		
06/05/2022	TAX OFFICE PAYMENTS NetBank BPAY 75556 551008840680030821 Peter Milton SMSF	259.00		69,141.86		
06/05/2022	Direct Credit 062895 COMMONWEALTH SEC COMMSEC [SELL 1800 BBC]		1,996.05	71,137.91		

Peter Milton Super Fund

# Bank Statement Report

For The Period 01 July 2021 to 30 June 2022

Date	Description	Debit \$	Credit \$	Ledger Balance \$	Statement Balance \$	Variance \$
10/05/2022	SELL 2200 TMT [SELL 840 TGF] [SELL 600 HPI] [SELL 3500 MLX] [Direct Credit 062895 COMMONWEALTH SEC COMMSEC]		6,898.72	78,036.63		
10/05/2022	Direct Credit 535907 Z ENERGY LIMITED 001277144294		3,430.27	81,466.90		
11/05/2022	SELL 920 KPG [SELL 230 CXL] [SELL 200 PWH] [SELL 2020 MCR] [SELL 4600 SRG] [SELL 2250 CAI] [SELL 2500 JRV] [Direct Credit 062895 COMMONWEALTH SEC COMMSEC]		18,005.15	99,472.05		
13/05/2022	SELL 3000 STA [SELL 23400 HGO] [SELL 2700 RIC] [Direct Credit 062895 COMMONWEALTH SEC COMMSEC]		6,756.75	106,228.80		
19/05/2022	Direct Credit 062895 COMMONWEALTH SEC COMMSEC [SELL 1800 HFR]		1,672.05	107,900.85		
27/05/2022	Direct Credit 062895 COMMONWEALTH SEC COMMSEC [SELL 460 NUF]		2,316.85	110,217.70		
31/05/2022	SELL 560 RHI [BUY 10000 LIN] [Direct Credit 062895 COMMONWEALTH SEC COMMSEC]		938.05	111,155.75		
31/05/2022	Direct Credit 627712 RED HILL IRON LI Ref: 2454448 [System Matched Income Data]		112.00	111,267.75		
02/06/2022	BUY 400 NHF [Direct Debit 062934 COMMSEC SECURITI COMMSEC]	2,951.95		108,315.80		
07/06/2022	BUY 1500 EZL [SELL 1000 OFX] [Direct Debit 062934 COMMSEC SECURITI COMMSEC]	572.40		107,743.40		
08/06/2022	Direct Debit 062934 COMMSEC SECURITI COMMSEC [BUY 250 MND]	3,169.95		104,573.45		
16/06/2022	SELL 940 SRL [SELL 430 SMR] [Direct Credit 062895 COMMONWEALTH SEC COMMSEC]		3,338.25	107,911.70		
17/06/2022	Direct Credit 062895 COMMONWEALTH SEC COMMSEC [SELL 2880 MGX] [SELL 2400 COG] [SELL 23700 HZN] [SELL 250 MND] [SELL 3770 MRM] [SELL 3000 SMI]		14,639.00	122,550.70		
21/06/2022	SELL 8800 COI [SELL 2000 GRR] [SELL 1500 EZL] [Direct Credit 062895 COMMONWEALTH SEC COMMSEC]		6,362.15	128,912.85		
24/06/2022	Transfer To PETER FRANK MILTON NetBank SMSF Pension Payment 2021-22	9,800.00		119,112.85		
24/06/2022	Direct Credit 062895 COMMONWEALTH SEC COMMSEC [SELL 7500 TER]		4,330.05	123,442.90		
30/06/2022	CLOSING BALANCE			123,442.90		
		<u>195,442.02</u>	<u>259,566.79</u>			

**Peter Milton Super Fund**  
**Bank Statement Report**

For The Period 01 July 2021 to 30 June 2022

**Chart Code:** 60400 / PIB002765700

**Account Name:** RaboDirect Savings 0027657-00

**BSB and Account Number:** 142201 002765700

<b>Opening Balance</b>	-	<b>Total Debits</b>	+	<b>Total Credits</b>	=	<b>Closing Balance</b>	<b>Data Feed Used</b>
\$ 162.85		\$ 2,200.00		\$ 4,408.80		\$ 2,371.65	

<b>Date</b>	<b>Description</b>	<b>Debit</b> \$	<b>Credit</b> \$	<b>Ledger Balance</b> \$	<b>Statement Balance</b> \$	<b>Variance</b> \$
01/07/2021	Opening Balance			162.85		
05/07/2021	Transfer to other Bank NetBank SMSF Transfer 01 [PETER MILTON 067167 11194095 SMSF Transfer 01]		2,400.00	2,562.85		
06/07/2021	A/c 142201002765700 to a/c 142201002765710 [A/c 142201002765700 to a/c 142201002765710]	200.00		2,362.85		
31/07/2021	Credit Interest		0.44	2,363.29		
16/08/2021	A/c 142201002765700 to a/c 142201002765710 [A/c 142201002765700 to a/c 142201002765710]	200.00		2,163.29		
31/08/2021	Credit Interest		0.48	2,163.77		
22/09/2021	A/c 142201002765700 to a/c 142201002765710 [A/c 142201002765700 to a/c 142201002765710]	200.00		1,963.77		
30/09/2021	Credit Interest		0.43	1,964.20		
20/10/2021	A/c 142201002765700 to a/c 142201002765710 [A/c 142201002765700 to a/c 142201002765710]	200.00		1,764.20		
31/10/2021	Credit Interest		0.40	1,764.60		
08/11/2021	Transfer to other Bank NetBank verify [PETER MILTON 067167 11194095 verify]		1.00	1,765.60		
10/11/2021	A/c 142201002765710 to a/c 142201002765700 [A/c 142201002765710 to a/c 142201002765700]		2,000.00	3,765.60		
30/11/2021	Credit Interest		0.65	3,766.25		
15/12/2021	A/c 142201002765700 to a/c 142201002765710 [A/c 142201002765700 to a/c 142201002765710]	200.00		3,566.25		

**Peter Milton Super Fund**  
**Bank Statement Report**

For The Period 01 July 2021 to 30 June 2022

Date	Description	Debit \$	Credit \$	Ledger Balance \$	Statement Balance \$	Variance \$
31/12/2021	Credit Interest		0.78	3,567.03		
25/01/2022	A/c 142201002765700 to a/c 142201002765710 [A/c 142201002765700 to a/c 142201002765710]	200.00		3,367.03		
31/01/2022	Credit Interest		0.75	3,367.78		
21/02/2022	A/c 142201002765700 to a/c 142201002765710 [A/c 142201002765700 to a/c 142201002765710]	200.00		3,167.78		
28/02/2022	Credit Interest		0.63	3,168.41		
22/03/2022	A/c 142201002765700 to a/c 142201002765710 [A/c 142201002765700 to a/c 142201002765710]	200.00		2,968.41		
31/03/2022	Credit Interest		0.66	2,969.07		
19/04/2022	A/c 142201002765700 to a/c 142201002765710 [A/c 142201002765700 to a/c 142201002765710]	200.00		2,769.07		
30/04/2022	Credit Interest		0.59	2,769.66		
11/05/2022	A/c 142201002765700 to a/c 142201002765710 [A/c 142201002765700 to a/c 142201002765710]	200.00		2,569.66		
31/05/2022	Credit Interest		0.81	2,570.47		
21/06/2022	A/c 142201002765700 to a/c 142201002765710 [A/c 142201002765700 to a/c 142201002765710]	200.00		2,370.47		
30/06/2022	Credit Interest		1.18	2,371.65		
30/06/2022	CLOSING BALANCE			2,371.65		
		<u>2,200.00</u>	<u>4,408.80</u>			

**Peter Milton Super Fund**  
**Bank Statement Report**

For The Period 01 July 2021 to 30 June 2022

**Chart Code:** 60400 / PIB002765710

**Account Name:** RaboDirect PremiumSaver 0027657-10

**BSB and Account Number:** 142201 002765710

**Opening Balance** - **Total Debits** + **Total Credits** = **Closing Balance**  
 \$ 319,115.58 \$ 102,000.00 \$ 3,573.33 \$ 220,688.91

**Data Feed Used**

Date	Description	Debit \$	Credit \$	Ledger Balance \$	Statement Balance \$	Variance \$
01/07/2021	Opening Balance			319,115.58		
06/07/2021	A/c 142201002765700 to a/c 142201002765710 [A/c 142201002765700 to a/c 142201002765710]		200.00	319,315.58		
31/07/2021	Credit Interest		27.12	319,342.70		
31/07/2021	Premium Bonus Interest		116.14	319,458.84		
16/08/2021	A/c 142201002765700 to a/c 142201002765710 [A/c 142201002765700 to a/c 142201002765710]		200.00	319,658.84		
31/08/2021	Credit Interest		27.14	319,685.98		
31/08/2021	Premium Bonus Interest		116.23	319,802.21		
22/09/2021	A/c 142201002765700 to a/c 142201002765710 [A/c 142201002765700 to a/c 142201002765710]		200.00	320,002.21		
30/09/2021	Credit Interest		26.29	320,028.50		
30/09/2021	Premium Bonus Interest		112.56	320,141.06		
20/10/2021	A/c 142201002765700 to a/c 142201002765710 [A/c 142201002765700 to a/c 142201002765710]		200.00	320,341.06		
31/10/2021	Credit Interest		27.20	320,368.26		
31/10/2021	Premium Bonus Interest		116.42	320,484.68		
10/11/2021	A/c 142201002765710 to a/c 142201002765700 [A/c 142201002765710 to a/c 142201002765700]	2,000.00		318,484.68		

**Peter Milton Super Fund**  
**Bank Statement Report**

For The Period 01 July 2021 to 30 June 2022

Date	Description	Debit \$	Credit \$	Ledger Balance \$	Statement Balance \$	Variance \$
10/11/2021	Direct Credit 319181 Peter Milton Sup FT21314PRZT9 [Peter Milton Super Fund BSB 067167 A/C 11194095]	50,000.00		268,484.68		
29/11/2021	Direct Credit 319181 Peter Milton Sup Capital Trnsf [Peter Milton Super Fund / Capital Trnsf BSB 067167 A/C 11194095]	50,000.00		218,484.68		
30/11/2021	Credit Interest		23.08	218,507.76		
15/12/2021	A/c 142201002765700 to a/c 142201002765710 [A/c 142201002765700 to a/c 142201002765710]		200.00	218,707.76		
31/12/2021	Credit Interest		18.57	218,726.33		
31/12/2021	Premium Bonus Interest		83.55	218,809.88		
25/01/2022	A/c 142201002765700 to a/c 142201002765710 [A/c 142201002765700 to a/c 142201002765710]		200.00	219,009.88		
31/01/2022	Credit Interest		18.59	219,028.47		
31/01/2022	Premium Bonus Interest		83.64	219,112.11		
21/02/2022	A/c 142201002765700 to a/c 142201002765710 [A/c 142201002765700 to a/c 142201002765710]		200.00	219,312.11		
28/02/2022	Credit Interest		16.81	219,328.92		
28/02/2022	Premium Bonus Interest		75.66	219,404.58		
22/03/2022	A/c 142201002765700 to a/c 142201002765710 [A/c 142201002765700 to a/c 142201002765710]		200.00	219,604.58		
31/03/2022	Credit Interest		18.64	219,623.22		
31/03/2022	Premium Bonus Interest		83.88	219,707.10		
19/04/2022	A/c 142201002765700 to a/c 142201002765710 [A/c 142201002765700 to a/c 142201002765710]		200.00	219,907.10		
30/04/2022	Credit Interest		18.06	219,925.16		
30/04/2022	Premium Bonus Interest		81.29	220,006.45		



**Peter Milton Super Fund**  
**Bank Statement Report**

For The Period 01 July 2021 to 30 June 2022

Date	Description	Debit \$	Credit \$	Ledger Balance \$	Statement Balance \$	Variance \$
11/05/2022	A/c 142201002765700 to a/c 142201002765710 [A/c 142201002765700 to a/c 142201002765710]		200.00	220,206.45		
31/05/2022	Credit Interest		18.70	220,225.15		
31/05/2022	Premium Bonus Interest		105.25	220,330.40		
21/06/2022	A/c 142201002765700 to a/c 142201002765710 [A/c 142201002765700 to a/c 142201002765710]		200.00	220,530.40		
30/06/2022	Credit Interest		28.99	220,559.39		
30/06/2022	Premium Bonus Interest		129.52	220,688.91		
30/06/2022	CLOSING BALANCE			220,688.91		
		<u>102,000.00</u>	<u>3,573.33</u>			



# Your Statement

Statement 103 (Page 1 of 2)

Account Number 06 7167 11194095

Statement Period 1 Jul 2021 - 31 Jul 2021

Closing Balance \$56,918.13 CR

Enquiries 13 1998  
 (24 hours a day, 7 days a week)



005

MRS SUZANNE JOY SIM AND  
 MR P F MILTON AND PETER MILTON  
 136 LUCAS RD  
 SEVEN HILLS NSW 2147

## Direct Investment Account

If this account has an attached overdraft limit or facility and we send you a statement every 4 or 6 months, we will update your statement preference to every 3 months as part of changes made to the new Banking Code of Practice from 1 July 2019.

Your CommSec Commonwealth Direct Investment Account specifically designed for CommSec share traders can grow your savings while you plan your next investment. Earn a competitive rate of interest on balances over \$10,000. You can enjoy instant access to your money through ATMs, NetBank, EFTPOS, telephone banking and bank branches.

Name: MR PETER FRANK MILTON + MRS SUZANNE JOY  
 SIM ITF PETER MILTON SUPER FUND

Note: Have you checked your statement today? It's easy to find out more information about each of your transactions by logging on to the CommBank App or NetBank. Should you have any questions on fees or see an error please contact us on the details above. Cheque proceeds are available when cleared.

The date of transactions shown here may be different on your other transaction lists (for example, the transaction list that appears on the CommBank app).

Date	Transaction	Debit	Credit	Balance
01 Jul	2021 OPENING BALANCE			\$59,318.13 CR
05 Jul	Transfer to other Bank NetBank SMSF Transfer 01	2,400.00		\$56,918.13 CR
31 Jul	2021 CLOSING BALANCE			\$56,918.13 CR


<b>Opening balance</b>	-	<b>Total debits</b>	+	<b>Total credits</b>	=	<b>Closing balance</b>
\$59,318.13 CR		\$2,400.00		Nil		\$56,918.13 CR

## Your Credit Interest Rate Summary

Date	Balance	Standard Credit Interest Rate (p.a.)
31 Jul	Less than \$10,000.00	0.00%
	\$10,000.00 - \$19,999.99	0.00%
	\$20,000.00 - \$49,999.99	0.00%
	\$50,000.00 - \$99,999.99	0.00%
	\$100,000.00 - \$249,999.99	0.00%
	\$250,000.00 - \$499,999.99	0.00%
	\$500,000.00 and over	0.10%



\*# 10036.19384.1.1.ZZ258R3.0303.SL.R3.S941.D212.O.V06.00.33



Note. Interest rates are effective as at the date shown but are subject to change.



Account Number 06 7167 11194095

Statement Period 1 Aug 2021 - 31 Aug 2021

Closing Balance \$56,918.13 CR

Enquiries 13 1998  
 (24 hours a day, 7 days a week)



005

MRS SUZANNE JOY SIM AND  
 MR P F MILTON AND PETER MILTON  
 136 LUCAS RD  
 SEVEN HILLS NSW 2147

## Direct Investment Account

If this account has an attached overdraft limit or facility and we send you a statement every 4 or 6 months, we will update your statement preference to every 3 months as part of changes made to the new Banking Code of Practice from 1 July 2019.

The Commonwealth Direct Investment Account is the preferred cash account for CommSec investors. You will receive discounted brokerage when you link your CDIA to a CommSec Trading Account, and enjoy the convenience of managing your funds through NetBank and the CommBank app.

Name: MR PETER FRANK MILTON + MRS SUZANNE JOY  
 SIM ITF PETER MILTON SUPER FUND

Note: Have you checked your statement today? It's easy to find out more information about each of your transactions by logging on to the CommBank App or NetBank. Should you have any questions on fees or see an error please contact us on the details above. Cheque proceeds are available when cleared.

The date of transactions shown here may be different on your other transaction lists (for example, the transaction list that appears on the CommBank app).

Date	Transaction	Debit	Credit	Balance
01 Aug 2021	OPENING BALANCE			\$56,918.13 CR
31 Aug 2021	CLOSING BALANCE			\$56,918.13 CR

Opening balance	-	Total debits	+	Total credits	=	Closing balance
\$56,918.13 CR		Nil		Nil		\$56,918.13 CR

## Your Credit Interest Rate Summary

Date	Balance	Standard Credit Interest Rate (p.a.)
31 Aug	Less than \$10,000.00	0.00%
	\$10,000.00 - \$19,999.99	0.00%
	\$20,000.00 - \$49,999.99	0.00%
	\$50,000.00 - \$99,999.99	0.00%
	\$100,000.00 - \$249,999.99	0.00%
	\$250,000.00 - \$499,999.99	0.00%
	\$500,000.00 and over	0.10%

Note. Interest rates are effective as at the date shown but are subject to change.





# Your Statement

Statement 105 (Page 1 of 1)

Account Number 06 7167 11194095

Statement Period 1 Sep 2021 - 30 Sep 2021

Closing Balance \$56,918.13 CR

Enquiries 13 1998  
 (24 hours a day, 7 days a week)



005

MRS SUZANNE JOY SIM AND  
 MR P F MILTON AND PETER MILTON  
 136 LUCAS RD  
 SEVEN HILLS NSW 2147

## Direct Investment Account

If this account has an attached overdraft limit or facility and we send you a statement every 4 or 6 months, we will update your statement preference to every 3 months as part of changes made to the new Banking Code of Practice from 1 July 2019.

The Commonwealth Direct Investment Account is the preferred cash account for CommSec investors. You will receive discounted brokerage when you link your CDIA to a CommSec Trading Account, and enjoy the convenience of managing your funds through NetBank and the CommBank app.

Name: MR PETER FRANK MILTON + MRS SUZANNE JOY  
 SIM ITF PETER MILTON SUPER FUND

Note: Have you checked your statement today? It's easy to find out more information about each of your transactions by logging on to the CommBank App or NetBank. Should you have any questions on fees or see an error please contact us on the details above. Cheque proceeds are available when cleared.

The date of transactions shown here may be different on your other transaction lists (for example, the transaction list that appears on the CommBank app).


Date	Transaction	Debit	Credit	Balance
01 Sep 2021	OPENING BALANCE			\$56,918.13 CR
30 Sep 2021	CLOSING BALANCE			\$56,918.13 CR

<b>Opening balance</b>	-	<b>Total debits</b>	+	<b>Total credits</b>	=	<b>Closing balance</b>
\$56,918.13 CR		Nil		Nil		\$56,918.13 CR

## Your Credit Interest Rate Summary

Date	Balance	Standard Credit Interest Rate (p.a.)
30 Sep	Less than \$10,000.00	0.00%
	\$10,000.00 - \$19,999.99	0.00%
	\$20,000.00 - \$49,999.99	0.00%
	\$50,000.00 - \$99,999.99	0.00%
	\$100,000.00 - \$249,999.99	0.00%
	\$250,000.00 - \$499,999.99	0.00%
	\$500,000.00 and over	0.10%

Note. Interest rates are effective as at the date shown but are subject to change.



12731.22529.1.1.ZZ258R3.0303.SL.R3.S94E.D273.OV06.00.33



Account Number 06 7167 11194095

Statement Period 1 Oct 2021 - 31 Oct 2021

Closing Balance \$56,918.13 CR

Enquiries 13 1998  
 (24 hours a day, 7 days a week)



005

MRS SUZANNE JOY SIM AND  
 MR P F MILTON AND PETER MILTON  
 136 LUCAS RD  
 SEVEN HILLS NSW 2147

## Direct Investment Account

If this account has an attached overdraft limit or facility and we send you a statement every 4 or 6 months, we will update your statement preference to every 3 months as part of changes made to the new Banking Code of Practice from 1 July 2019.

The Commonwealth Direct Investment Account is the preferred cash account for CommSec investors. You will receive discounted brokerage when you link your CDIA to a CommSec Trading Account, and enjoy the convenience of managing your funds through NetBank and the CommBank app.

Name: MR PETER FRANK MILTON + MRS SUZANNE JOY  
 SIM ITF PETER MILTON SUPER FUND

Note: Have you checked your statement today? It's easy to find out more information about each of your transactions by logging on to the CommBank App or NetBank. Should you have any questions on fees or see an error please contact us on the details above. Cheque proceeds are available when cleared.

The date of transactions shown here may be different on your other transaction lists (for example, the transaction list that appears on the CommBank app).

Date	Transaction	Debit	Credit	Balance
01 Oct 2021	OPENING BALANCE			\$56,918.13 CR
31 Oct 2021	CLOSING BALANCE			\$56,918.13 CR


Opening balance	-	Total debits	+	Total credits	=	Closing balance
\$56,918.13 CR		Nil		Nil		\$56,918.13 CR

## Your Credit Interest Rate Summary

Date	Balance	Standard Credit Interest Rate (p.a.)
31 Oct	Less than \$10,000.00	0.00%
	\$10,000.00 - \$19,999.99	0.00%
	\$20,000.00 - \$49,999.99	0.00%
	\$50,000.00 - \$99,999.99	0.00%
	\$100,000.00 - \$249,999.99	0.00%
	\$250,000.00 - \$499,999.99	0.00%
	\$500,000.00 and over	0.10%

Note. Interest rates are effective as at the date shown but are subject to change.



**Important Information:**

We try to get things right the first time – but if we don't, we'll do what we can to fix it.

You can fix most problems simply by contacting us.

Write to: CBA Group Customer Relations, Reply Paid 41, Sydney NSW 2001

Tell us online: [commbank.com.au/support/compliments-and-complaints.html](http://commbank.com.au/support/compliments-and-complaints.html)

Call: 1800 805 605 (free call)

You can also contact the Australian Financial Complaints Authority, AFCA, an independent external dispute resolution body approved by ASIC - time limits may apply, visit AFCA, [afca.org.au](http://afca.org.au), website for more information.

Write to: Australian Financial Complaints Authority, GPO Box 3, Melbourne VIC 3001

Email: [info@afca.org.au](mailto:info@afca.org.au)

Call: 1800 931 678, free call Monday to Friday 9am– 5pm, AEST





Account Number 06 7167 11194095

Statement Period 1 Nov 2021 - 30 Nov 2021

Closing Balance \$82,274.46 CR

Enquiries 13 1998  
 (24 hours a day, 7 days a week)



005

MRS SUZANNE JOY SIM AND  
 MR P F MILTON AND PETER MILTON  
 136 LUCAS RD  
 SEVEN HILLS NSW 2147

## Direct Investment Account

If this account has an attached overdraft limit or facility and we send you a statement every 4 or 6 months, we will update your statement preference to every 3 months as part of changes made to the new Banking Code of Practice from 1 July 2019.

The Commonwealth Direct Investment Account is the preferred cash account for CommSec investors. You will receive discounted brokerage when you link your CDIA to a CommSec Trading Account, and enjoy the convenience of managing your funds through NetBank and the CommBank app.

Name: MR PETER FRANK MILTON + MRS SUZANNE JOY  
 SIM ITF PETER MILTON SUPER FUND


Note: Have you checked your statement today? It's easy to find out more information about each of your transactions by logging on to the CommBank App or NetBank. Should you have any questions on fees or see an error please contact us on the details above. Cheque proceeds are available when cleared.

The date of transactions shown here may be different on your other transaction lists (for example, the transaction list that appears on the CommBank app).

Date	Transaction	Debit	Credit	Balance
01 Nov 2021	OPENING BALANCE			\$56,918.13 CR
03 Nov	Direct Debit 062934 COMMSEC SECURITI COMMSEC	27,557.19		\$29,360.94 CR
04 Nov	Direct Debit 062934 COMMSEC SECURITI COMMSEC	10,990.88		\$18,370.06 CR
05 Nov	Direct Debit 062934 COMMSEC SECURITI COMMSEC	4,138.30		\$14,231.76 CR
08 Nov	Transfer to other Bank NetBank verify	1.00		\$14,230.76 CR
09 Nov	Direct Debit 062934 COMMSEC SECURITI COMMSEC	9,529.05		\$4,701.71 CR
10 Nov	Direct Credit 319181 Peter Milton Sup FT21314PRZT9		50,000.00	\$54,701.71 CR
17 Nov	Direct Debit 062934 COMMSEC SECURITI COMMSEC	4,377.05		\$50,324.66 CR
19 Nov	Direct Debit 062934 COMMSEC SECURITI COMMSEC	11,413.35		\$38,911.31 CR
22 Nov	Direct Debit 062934 COMMSEC SECURITI COMMSEC	6,086.85		\$32,824.46 CR
24 Nov	Transfer To Superhelp Australia NetBank Peter Milton Super Fund Fee01	550.00		\$32,274.46 CR







Date	Transaction	Debit	Credit	Balance			
29 Nov	Direct Credit 319181 Peter Milton Sup Capital Trnsf		50,000.00	\$82,274.46 CR			
30 Nov	2021 CLOSING BALANCE			\$82,274.46 CR			
	<b>Opening balance</b>	<b>-</b>	<b>Total debits</b>	<b>+</b>	<b>Total credits</b>	<b>=</b>	<b>Closing balance</b>
	\$56,918.13 CR		\$74,643.67		\$100,000.00		\$82,274.46 CR

**Your Credit Interest Rate Summary**

Date	Balance	Standard Credit Interest Rate (p.a.)
30 Nov	Less than \$10,000.00	0.00%
	\$10,000.00 - \$19,999.99	0.00%
	\$20,000.00 - \$49,999.99	0.00%
	\$50,000.00 - \$99,999.99	0.00%
	\$100,000.00 - \$249,999.99	0.00%
	\$250,000.00 - \$499,999.99	0.00%
	\$500,000.00 and over	0.10%

Note. Interest rates are effective as at the date shown but are subject to change.

**Important Information:**

We try to get things right the first time – but if we don't, we'll do what we can to fix it. You can fix most problems simply by contacting us.  
 Write to: CBA Group Customer Relations, Reply Paid 41, Sydney NSW 2001  
 Tell us online: [commbank.com.au/support/compliments-and-complaints.html](http://commbank.com.au/support/compliments-and-complaints.html)  
 Call: 1800 805 605 (free call)

You can also contact the Australian Financial Complaints Authority, AFCA, an independent external dispute resolution body approved by ASIC - time limits may apply, visit AFCA, [afca.org.au](http://afca.org.au), website for more information.  
 Write to: Australian Financial Complaints Authority, GPO Box 3, Melbourne VIC 3001  
 Email: [info@afca.org.au](mailto:info@afca.org.au)  
 Call: 1800 931 678, free call Monday to Friday 9am– 5pm, AEST



Account Number 06 7167 11194095

Statement Period 1 Dec 2021 - 31 Dec 2021

Closing Balance \$63,992.51 CR

Enquiries 13 1998  
 (24 hours a day, 7 days a week)



005

MRS SUZANNE JOY SIM AND  
 MR P F MILTON AND PETER MILTON  
 136 LUCAS RD  
 SEVEN HILLS NSW 2147

## Direct Investment Account

If this account has an attached overdraft limit or facility and we send you a statement every 4 or 6 months, we will update your statement preference to every 3 months as part of changes made to the new Banking Code of Practice from 1 July 2019.

The Commonwealth Direct Investment Account is the preferred cash account for CommSec investors. You will receive discounted brokerage when you link your CDIA to a CommSec Trading Account, and enjoy the convenience of managing your funds through NetBank and the CommBank app.


Name: MR PETER FRANK MILTON + MRS SUZANNE JOY  
 SIM ITF PETER MILTON SUPER FUND


Note: Have you checked your statement today? It's easy to find out more information about each of your transactions by logging on to the CommBank App or NetBank. Should you have any questions on fees or see an error please contact us on the details above. Cheque proceeds are available when cleared.

The date of transactions shown here may be different on your other transaction lists (for example, the transaction list that appears on the CommBank app).

Date	Transaction	Debit	Credit	Balance
01 Dec 2021	OPENING BALANCE			\$82,274.46 CR
13 Dec	Direct Credit 062895 COMMONWEALTH SEC COMMSEC		1,227.05	\$83,501.51 CR
22 Dec	Direct Credit 326860 CARDNO LIMITED AUD21/00801566		1,937.00	\$85,438.51 CR
24 Dec	Direct Debit 062934 COMMSEC SECURITI COMMSEC	5,379.40		\$80,059.11 CR
30 Dec	Direct Debit 062934 COMMSEC SECURITI COMMSEC	16,066.60		\$63,992.51 CR
31 Dec 2021	CLOSING BALANCE			\$63,992.51 CR

Opening balance	-	Total debits	+	Total credits	=	Closing balance
\$82,274.46 CR		\$21,446.00		\$3,164.05		\$63,992.51 CR





### Your Credit Interest Rate Summary

Date	Balance	Standard Credit Interest Rate (p.a.)
31 Dec	Less than \$10,000.00	0.00%
	\$10,000.00 - \$19,999.99	0.00%
	\$20,000.00 - \$49,999.99	0.00%
	\$50,000.00 - \$99,999.99	0.00%
	\$100,000.00 - \$249,999.99	0.00%
	\$250,000.00 - \$499,999.99	0.00%
	\$500,000.00 and over	0.10%

Note. Interest rates are effective as at the date shown but are subject to change.

### Important Information:

We try to get things right the first time – but if we don't, we'll do what we can to fix it.

You can fix most problems simply by contacting us.

Write to: CBA Group Customer Relations, Reply Paid 41, Sydney NSW 2001

Tell us online: [commbank.com.au/support/compliments-and-complaints.html](http://commbank.com.au/support/compliments-and-complaints.html)

Call: 1800 805 605 (free call)

You can also contact the Australian Financial Complaints Authority, AFCA, an independent external dispute resolution body approved by ASIC - time limits may apply, visit AFCA, [afca.org.au](http://afca.org.au), website for more information.

Write to: Australian Financial Complaints Authority, GPO Box 3, Melbourne VIC 3001

Email: [info@afca.org.au](mailto:info@afca.org.au)

Call: 1800 931 678, free call Monday to Friday 9am– 5pm, AEST



005

MRS SUZANNE JOY SIM AND  
 MR P F MILTON AND PETER MILTON  
 136 LUCAS RD  
 SEVEN HILLS NSW 2147

**Account Number** 06 7167 11194095

**Statement Period** 1 Jan 2022 - 31 Jan 2022

**Closing Balance** \$108,669.37 CR

**Enquiries** 13 1998  
 (24 hours a day, 7 days a week)

## Direct Investment Account

If this account has an attached overdraft limit or facility and we send you a statement every 4 or 6 months, we will update your statement preference to every 3 months as part of changes made to the new Banking Code of Practice from 1 July 2019.

The Commonwealth Direct Investment Account is the preferred cash account for CommSec investors. You will receive discounted brokerage when you link your CDIA to a CommSec Trading Account, and enjoy the convenience of managing your funds through NetBank and the CommBank app.

**Name:** MR PETER FRANK MILTON + MRS SUZANNE JOY  
 SIM ITF PETER MILTON SUPER FUND

**Note:** Have you checked your statement today? It's easy to find out more information about each of your transactions by logging on to the CommBank App or NetBank. Should you have any questions on fees or see an error please contact us on the details above. Cheque proceeds are available when cleared.

The date of transactions shown here may be different on your other transaction lists (for example, the transaction list that appears on the CommBank app).


Date	Transaction	Debit	Credit	Balance
01 Jan	2022 OPENING BALANCE			\$63,992.51 CR
06 Jan	Direct Credit 458106 PRU REPLACEMENT DEC21/99999999		15.30	\$64,007.81 CR
13 Jan	Direct Debit 062934 COMMSEC SECURITI COMMSEC	3,381.90		\$60,625.91 CR
27 Jan	Direct Credit 062895 COMMONWEALTH SEC COMMSEC		33,522.39	\$94,148.30 CR
27 Jan	Direct Credit 358020 PMV INVEST LTD JAN22/00804351		80.04	\$94,228.34 CR
28 Jan	Direct Credit 062895 COMMONWEALTH SEC COMMSEC		5,365.70	\$99,594.04 CR
31 Jan	Direct Credit 062895 COMMONWEALTH SEC COMMSEC		9,075.33	\$108,669.37 CR
31 Jan	2022 CLOSING BALANCE			\$108,669.37 CR

<b>Opening balance</b>	-	<b>Total debits</b>	+	<b>Total credits</b>	=	<b>Closing balance</b>
\$63,992.51 CR		\$3,381.90		\$48,058.76		\$108,669.37 CR



\*# 17616.35421.1.1.ZZ258R3.0303.SL.R3.S941.D031.O.V06.00.35





### Your Credit Interest Rate Summary

Date	Balance	Standard Credit Interest Rate (p.a.)
31 Jan	Less than \$10,000.00	0.00%
	\$10,000.00 - \$19,999.99	0.00%
	\$20,000.00 - \$49,999.99	0.00%
	\$50,000.00 - \$99,999.99	0.00%
	\$100,000.00 - \$249,999.99	0.00%
	\$250,000.00 - \$499,999.99	0.00%
	\$500,000.00 and over	0.10%

Note. Interest rates are effective as at the date shown but are subject to change.

#### Important Information:

We try to get things right the first time – but if we don't, we'll do what we can to fix it.

You can fix most problems simply by contacting us.

Write to: CBA Group Customer Relations, Reply Paid 41, Sydney NSW 2001

Tell us online: [commbank.com.au/support/compliments-and-complaints.html](http://commbank.com.au/support/compliments-and-complaints.html)

Call: 1800 805 605 (free call)

You can also contact the Australian Financial Complaints Authority, AFCA, an independent external dispute resolution body approved by ASIC - time limits may apply, visit AFCA, [afca.org.au](http://afca.org.au), website for more information.

Write to: Australian Financial Complaints Authority, GPO Box 3, Melbourne VIC 3001

Email: [info@afca.org.au](mailto:info@afca.org.au)

Call: 1800 931 678, free call Monday to Friday 9am– 5pm, AEST



Account Number 06 7167 11194095

Statement Period 1 Feb 2022 - 28 Feb 2022

Closing Balance \$99,572.96 CR

Enquiries 13 1998  
 (24 hours a day, 7 days a week)



005

MRS SUZANNE JOY SIM AND  
 MR P F MILTON AND PETER MILTON  
 136 LUCAS RD  
 SEVEN HILLS NSW 2147

## Direct Investment Account

If this account has an attached overdraft limit or facility and we send you a statement every 4 or 6 months, we will update your statement preference to every 3 months as part of changes made to the new Banking Code of Practice from 1 July 2019.

The Commonwealth Direct Investment Account is the preferred cash account for CommSec investors. You will receive discounted brokerage when you link your CDIA to a CommSec Trading Account, and enjoy the convenience of managing your funds through NetBank and the CommBank app.


Name: MR PETER FRANK MILTON + MRS SUZANNE JOY  
 SIM ITF PETER MILTON SUPER FUND

Note: Have you checked your statement today? It's easy to find out more information about each of your transactions by logging on to the CommBank App or NetBank. Should you have any questions on fees or see an error please contact us on the details above. Cheque proceeds are available when cleared.

The date of transactions shown here may be different on your other transaction lists (for example, the transaction list that appears on the CommBank app).

Date	Transaction	Debit	Credit	Balance
01 Feb	2022 OPENING BALANCE			\$108,669.37 CR
01 Feb	Direct Credit 062895 COMMONWEALTH SEC COMMSEC		9,137.95	\$117,807.32 CR
02 Feb	Direct Credit 062895 COMMONWEALTH SEC COMMSEC		6,955.05	\$124,762.37 CR
14 Feb	Direct Debit 062934 COMMSEC SECURITI COMMSEC	13,273.35		\$111,489.02 CR
17 Feb	Direct Debit 062934 COMMSEC SECURITI COMMSEC	4,699.10		\$106,789.92 CR
21 Feb	Direct Credit 062895 COMMONWEALTH SEC COMMSEC		826.21	\$107,616.13 CR
21 Feb	Direct Credit 458106 KPG REPLACEMENT JAN22/99999994		3.34	\$107,619.47 CR
23 Feb	Direct Debit 062934 COMMSEC SECURITI COMMSEC	1,444.95		\$106,174.52 CR
24 Feb	Direct Debit 062934 COMMSEC SECURITI COMMSEC	2,117.15		\$104,057.37 CR
28 Feb	Direct Credit 458106 KPG DIV FEB22/00800313		3.34	\$104,060.71 CR





Date	Transaction	Debit	Credit	Balance			
28 Feb	Direct Debit 062934 COMMSEC SECURITI COMMSEC	4,487.75		\$99,572.96 CR			
28 Feb	2022 CLOSING BALANCE			\$99,572.96 CR			
<b>Opening balance</b>		<b>-</b>	<b>Total debits</b>	<b>+</b>	<b>Total credits</b>	<b>=</b>	<b>Closing balance</b>
\$108,669.37 CR			\$26,022.30		\$16,925.89		\$99,572.96 CR

**Your Credit Interest Rate Summary**

Date	Balance	Standard Credit Interest Rate (p.a.)
28 Feb	Less than \$10,000.00	0.00%
	\$10,000.00 - \$19,999.99	0.00%
	\$20,000.00 - \$49,999.99	0.00%
	\$50,000.00 - \$99,999.99	0.00%
	\$100,000.00 - \$249,999.99	0.00%
	\$250,000.00 - \$499,999.99	0.00%
	\$500,000.00 and over	0.10%

Note. Interest rates are effective as at the date shown but are subject to change.

**Important Information:**

We try to get things right the first time – but if we don't, we'll do what we can to fix it. You can fix most problems simply by contacting us.  
 Write to: CBA Group Customer Relations, Reply Paid 41, Sydney NSW 2001  
 Tell us online: [commbank.com.au/support/compliments-and-complaints.html](http://commbank.com.au/support/compliments-and-complaints.html)  
 Call: 1800 805 605 (free call)

You can also contact the Australian Financial Complaints Authority, AFCA, an independent external dispute resolution body approved by ASIC - time limits may apply, visit AFCA, [afca.org.au](http://afca.org.au), website for more information.  
 Write to: Australian Financial Complaints Authority, GPO Box 3, Melbourne VIC 3001  
 Email: [info@afca.org.au](mailto:info@afca.org.au)  
 Call: 1800 931 678, free call Monday to Friday 9am– 5pm, AEST



Account Number 06 7167 11194095

Statement Period 1 Mar 2022 - 31 Mar 2022

Closing Balance \$60,458.10 CR

Enquiries 13 1998  
 (24 hours a day, 7 days a week)



005

MRS SUZANNE JOY SIM AND  
 MR P F MILTON AND PETER MILTON  
 136 LUCAS RD  
 SEVEN HILLS NSW 2147

## Direct Investment Account

If this account has an attached overdraft limit or facility and we send you a statement every 4 or 6 months, we will update your statement preference to every 3 months as part of changes made to the new Banking Code of Practice from 1 July 2019.

The Commonwealth Direct Investment Account is the preferred cash account for CommSec investors. You will receive discounted brokerage when you link your CDIA to a CommSec Trading Account, and enjoy the convenience of managing your funds through NetBank and the CommBank app.

Name: MR PETER FRANK MILTON + MRS SUZANNE JOY  
 SIM ITF PETER MILTON SUPER FUND


Note: Have you checked your statement today? It's easy to find out more information about each of your transactions by logging on to the CommBank App or NetBank. Should you have any questions on fees or see an error please contact us on the details above. Cheque proceeds are available when cleared.

The date of transactions shown here may be different on your other transaction lists (for example, the transaction list that appears on the CommBank app).

Date	Transaction	Debit	Credit	Balance
01 Mar	2022 OPENING BALANCE			\$99,572.96 CR
16 Mar	Direct Credit 062895 COMMONWEALTH SEC COMMSEC		4,873.85	\$104,446.81 CR
21 Mar	Direct Debit 062934 COMMSEC SECURITI COMMSEC	4,252.50		\$100,194.31 CR
22 Mar	Transfer To Superhelp Australia NetBank PeterMiltonSuperFund final pa...	920.00		\$99,274.31 CR
22 Mar	Direct Debit 062934 COMMSEC SECURITI COMMSEC	3,003.50		\$96,270.81 CR
23 Mar	Direct Credit 483066 ARENA REIT S00061416978		41.25	\$96,312.06 CR
23 Mar	Direct Debit 062934 COMMSEC SECURITI COMMSEC	12,515.00		\$83,797.06 CR
24 Mar	Direct Debit 062934 COMMSEC SECURITI COMMSEC	13,009.60		\$70,787.46 CR
25 Mar	Direct Debit 062934 COMMSEC SECURITI COMMSEC	5,552.40		\$65,235.06 CR
28 Mar	Direct Debit 062934 COMMSEC SECURITI COMMSEC	4,755.30		\$60,479.76 CR
29 Mar	Direct Credit 507198 GRANGES RESOURCE 88002930950		200.00	\$60,679.76 CR







Date	Transaction	Debit	Credit	Balance
31 Mar	Direct Credit 458106 KPG DIV MAR22/00800323		3.34	\$60,683.10 CR
31 Mar	Direct Debit 062934 COMMSEC SECURITI COMMSEC	225.00		\$60,458.10 CR
31 Mar	2022 CLOSING BALANCE			\$60,458.10 CR

Opening balance	-	Total debits	+	Total credits	=	Closing balance
\$99,572.96 CR		\$44,233.30		\$5,118.44		\$60,458.10 CR

### Your Credit Interest Rate Summary

Date	Balance	Standard Credit Interest Rate (p.a.)
31 Mar	Less than \$10,000.00	0.00%
	\$10,000.00 - \$19,999.99	0.00%
	\$20,000.00 - \$49,999.99	0.00%
	\$50,000.00 - \$99,999.99	0.00%
	\$100,000.00 - \$249,999.99	0.00%
	\$250,000.00 - \$499,999.99	0.00%
	\$500,000.00 and over	0.10%

Note. Interest rates are effective as at the date shown but are subject to change.

### Important Information:

We try to get things right the first time – but if we don't, we'll do what we can to fix it.  
 You can fix most problems simply by contacting us.  
 Write to: CBA Group Customer Relations, Reply Paid 41, Sydney NSW 2001  
 Tell us online: [commbank.com.au/support/compliments-and-complaints.html](http://commbank.com.au/support/compliments-and-complaints.html)  
 Call: 1800 805 605 (free call)

You can also contact the Australian Financial Complaints Authority, AFCA, an independent external dispute resolution body approved by ASIC - time limits may apply, visit AFCA, [afca.org.au](http://afca.org.au), website for more information.  
 Write to: Australian Financial Complaints Authority, GPO Box 3, Melbourne VIC 3001  
 Email: [info@afca.org.au](mailto:info@afca.org.au)  
 Call: 1800 931 678, free call Monday to Friday 9am– 5pm, AEST



Account Number 06 7167 11194095

Statement Period 1 Apr 2022 - 30 Apr 2022

Closing Balance \$59,907.87 CR

Enquiries 13 1998  
 (24 hours a day, 7 days a week)



005

MRS SUZANNE JOY SIM AND  
 MR P F MILTON AND PETER MILTON  
 136 LUCAS RD  
 SEVEN HILLS NSW 2147

## Direct Investment Account

If this account has an attached overdraft limit or facility and we send you a statement every 4 or 6 months, we will update your statement preference to every 3 months as part of changes made to the new Banking Code of Practice from 1 July 2019.

The Commonwealth Direct Investment Account is the preferred cash account for CommSec investors. You will receive discounted brokerage when you link your CDIA to a CommSec Trading Account, and enjoy the convenience of managing your funds through NetBank and the CommBank app.


Name: MR PETER FRANK MILTON + MRS SUZANNE JOY  
 SIM ITF PETER MILTON SUPER FUND

Note: Have you checked your statement today? It's easy to find out more information about each of your transactions by logging on to the CommBank App or NetBank. Should you have any questions on fees or see an error please contact us on the details above. Cheque proceeds are available when cleared.

The date of transactions shown here may be different on your other transaction lists (for example, the transaction list that appears on the CommBank app).

Date	Transaction	Debit	Credit	Balance
01 Apr	2022 OPENING BALANCE			\$60,458.10 CR
04 Apr	Direct Debit 062934 COMMSEC SECURITI COMMSEC	3,594.95		\$56,863.15 CR
06 Apr	Direct Credit 458106 AUSTIN ENG. APR22/00801093		12.68	\$56,875.83 CR
07 Apr	Direct Credit 208379 NWH ITM DIV 001276318641		53.35	\$56,929.18 CR
07 Apr	Direct Debit 062934 COMMSEC SECURITI COMMSEC	550.05		\$56,379.13 CR
08 Apr	Direct Credit 218892 IVC FNL DIV 001275123071		49.45	\$56,428.58 CR
13 Apr	Direct Credit 062895 COMMONWEALTH SEC COMMSEC		378.10	\$56,806.68 CR
14 Apr	Direct Credit 403290 IGL DIV 001276247537		178.50	\$56,985.18 CR
20 Apr	Direct Debit 062934 COMMSEC SECURITI COMMSEC	1,758.45		\$55,226.73 CR
28 Apr	Direct Credit 062895 COMMONWEALTH SEC COMMSEC		1,628.45	\$56,855.18 CR
28 Apr	Direct Credit 616017 COG FINANCIAL SE Ref: 2379811		84.00	\$56,939.18 CR





Date	Transaction	Debit	Credit	Balance
29 Apr	Direct Credit 062895 COMMONWEALTH SEC COMMSEC		2,783.55	\$59,722.73 CR
29 Apr	Direct Credit 358020 RIDLEY DIV APR22/00803088		91.80	\$59,814.53 CR
29 Apr	Direct Credit 458106 KPG DIV APR22/00800324		3.34	\$59,817.87 CR
29 Apr	Direct Credit 255730 PGF DIV S00061416978		90.00	\$59,907.87 CR
30 Apr	2022 CLOSING BALANCE			\$59,907.87 CR

<b>Opening balance</b>	-	<b>Total debits</b>	+	<b>Total credits</b>	=	<b>Closing balance</b>
\$60,458.10 CR		\$5,903.45		\$5,353.22		\$59,907.87 CR

**Your Credit Interest Rate Summary**

Date	Balance	Standard Credit Interest Rate (p.a.)
30 Apr	Less than \$10,000.00	0.00%
	\$10,000.00 - \$19,999.99	0.00%
	\$20,000.00 - \$49,999.99	0.00%
	\$50,000.00 - \$99,999.99	0.00%
	\$100,000.00 - \$249,999.99	0.00%
	\$250,000.00 - \$499,999.99	0.00%
	\$500,000.00 and over	0.10%

Note. Interest rates are effective as at the date shown but are subject to change.

**Important Information:**

We try to get things right the first time – but if we don't, we'll do what we can to fix it. You can fix most problems simply by contacting us. Write to: CBA Group Customer Relations, Reply Paid 41, Sydney NSW 2001 Tell us online: [commbank.com.au/support/compliments-and-complaints.html](http://commbank.com.au/support/compliments-and-complaints.html) Call: 1800 805 605 (free call)

You can also contact the Australian Financial Complaints Authority, AFCA, an independent external dispute resolution body approved by ASIC - time limits may apply, visit AFCA, [afca.org.au](http://afca.org.au), website for more information. Write to: Australian Financial Complaints Authority, GPO Box 3, Melbourne VIC 3001 Email: [info@afca.org.au](mailto:info@afca.org.au) Call: 1800 931 678, free call Monday to Friday 9am– 5pm, AEST



**Account Number** 06 7167 11194095

**Statement Period** 1 May 2022 - 31 May 2022

**Closing Balance** \$110,329.70 CR

**Enquiries** 13 1998  
 (24 hours a day, 7 days a week)



005

MRS SUZANNE JOY SIM AND  
 MR P F MILTON AND PETER MILTON  
 136 LUCAS RD  
 SEVEN HILLS NSW 2147

## Direct Investment Account

If this account has an attached overdraft limit or facility and we send you a statement every 4 or 6 months, we will update your statement preference to every 3 months as part of changes made to the new Banking Code of Practice from 1 July 2019.

The Commonwealth Direct Investment Account is the preferred cash account for CommSec investors. You will receive discounted brokerage when you link your CDIA to a CommSec Trading Account, and enjoy the convenience of managing your funds through NetBank and the CommBank app.

**Name:** MR PETER FRANK MILTON + MRS SUZANNE JOY  
 SIM ITF PETER MILTON SUPER FUND

**Note:** Have you checked your statement today? It's easy to find out more information about each of your transactions by logging on to the CommBank App or NetBank. Should you have any questions on fees or see an error please contact us on the details above. Cheque proceeds are available when cleared.


The date of transactions shown here may be different on your other transaction lists (for example, the transaction list that appears on the CommBank app).

Date	Transaction	Debit	Credit	Balance
01 May 2022	OPENING BALANCE			\$59,907.87 CR
02 May	Direct Credit 062895 COMMONWEALTH SEC COMMSEC		10,106.90	\$70,014.77 CR
04 May	Direct Debit 062934 COMMSEC SECURITI COMMSEC	658.10		\$69,356.67 CR
06 May	Direct Credit 062895 COMMONWEALTH SEC COMMSEC		1,996.05	\$71,352.72 CR
06 May	TAX OFFICE PAYMENTS NetBank BPAY 75556 551008840680030821 Peter Milton SMSF	259.00		\$71,093.72 CR
10 May	Direct Credit 535907 Z ENERGY LIMITED 001277144294		3,430.27	\$74,523.99 CR
11 May	Direct Credit 062895 COMMONWEALTH SEC COMMSEC		44.19	\$74,568.18 CR
12 May	Direct Credit 062895 COMMONWEALTH SEC COMMSEC		6,898.72	\$81,466.90 CR
13 May	Direct Credit 062895 COMMONWEALTH SEC COMMSEC		18,005.15	\$99,472.05 CR
17 May	Direct Credit 062895 COMMONWEALTH SEC COMMSEC		6,756.75	\$106,228.80 CR
19 May	Direct Credit 062895 COMMONWEALTH SEC COMMSEC		1,672.05	\$107,900.85 CR



\*\* 9876.20347.1.1 ZZ258R3 0303SL.R3.S941.D151.O.V06.00.35





Date	Transaction	Debit	Credit	Balance			
27 May	Direct Credit 062895 COMMONWEALTH SEC COMMSEC		2,316.85	\$110,217.70 CR			
31 May	Direct Credit 627712 RED HILL IRON LI Ref: 2454448		112.00	\$110,329.70 CR			
31 May	2022 CLOSING BALANCE			\$110,329.70 CR			
	<b>Opening balance</b>	<b>-</b>	<b>Total debits</b>	<b>+</b>	<b>Total credits</b>	<b>=</b>	<b>Closing balance</b>
	\$59,907.87 CR		\$917.10		\$51,338.93		\$110,329.70 CR

### Your Credit Interest Rate Summary

Date	Balance	Standard Credit Interest Rate (p.a.)
31 May	Less than \$10,000.00	0.00%
	\$10,000.00 - \$19,999.99	0.00%
	\$20,000.00 - \$49,999.99	0.00%
	\$50,000.00 - \$99,999.99	0.00%
	\$100,000.00 - \$249,999.99	0.00%
	\$250,000.00 - \$499,999.99	0.00%
	\$500,000.00 and over	0.20%

Note. Interest rates are effective as at the date shown but are subject to change.

### Important Information:

We try to get things right the first time – but if we don't, we'll do what we can to fix it.  
 You can fix most problems simply by contacting us.  
 Write to: CBA Group Customer Relations, Reply Paid 41, Sydney NSW 2001  
 Tell us online: [commbank.com.au/support/compliments-and-complaints.html](http://commbank.com.au/support/compliments-and-complaints.html)  
 Call: 1800 805 605 (free call)

You can also contact the Australian Financial Complaints Authority, AFCA, an independent external dispute resolution body approved by ASIC - time limits may apply, visit AFCA, [afca.org.au](http://afca.org.au), website for more information.  
 Write to: Australian Financial Complaints Authority, GPO Box 3, Melbourne VIC 3001  
 Email: [info@afca.org.au](mailto:info@afca.org.au)  
 Call: 1800 931 678, free call Monday to Friday 9am– 5pm, AEST



005

MRS SUZANNE JOY SIM AND  
 MR P F MILTON AND PETER MILTON  
 136 LUCAS RD  
 SEVEN HILLS NSW 2147

**Account Number** 06 7167 11194095

**Statement Period** 1 Jun 2022 - 30 Jun 2022

**Closing Balance** \$123,442.90 CR

**Enquiries** 13 1998  
 (24 hours a day, 7 days a week)

## Direct Investment Account

If this account has an attached overdraft limit or facility and we send you a statement every 4 or 6 months, we will update your statement preference to every 3 months as part of changes made to the new Banking Code of Practice from 1 July 2019.


The Commonwealth Direct Investment Account is the preferred cash account for CommSec investors. You will receive discounted brokerage when you link your CDIA to a CommSec Trading Account, and enjoy the convenience of managing your funds through NetBank and the CommBank app.


**Name:** MR PETER FRANK MILTON + MRS SUZANNE JOY  
 SIM ITF PETER MILTON SUPER FUND

**Note:** Have you checked your statement today? It's easy to find out more information about each of your transactions by logging on to the CommBank App or NetBank. Should you have any questions on fees or see an error please contact us on the details above. Cheque proceeds are available when cleared.

The date of transactions shown here may be different on your other transaction lists (for example, the transaction list that appears on the CommBank app).

Date	Transaction	Debit	Credit	Balance
01 Jun	2022 OPENING BALANCE			\$110,329.70 CR
02 Jun	Direct Credit 062895 COMMONWEALTH SEC COMMSEC		938.05	\$111,267.75 CR
06 Jun	Direct Debit 062934 COMMSEC SECURITI COMMSEC	2,951.95		\$108,315.80 CR
08 Jun	Direct Debit 062934 COMMSEC SECURITI COMMSEC	3,169.95		\$105,145.85 CR
09 Jun	Direct Debit 062934 COMMSEC SECURITI COMMSEC	572.40		\$104,573.45 CR
17 Jun	Direct Credit 062895 COMMONWEALTH SEC COMMSEC		14,639.00	\$119,212.45 CR
20 Jun	Direct Credit 062895 COMMONWEALTH SEC COMMSEC		3,338.25	\$122,550.70 CR
23 Jun	Direct Credit 062895 COMMONWEALTH SEC COMMSEC		6,362.15	\$128,912.85 CR
24 Jun	Direct Credit 062895 COMMONWEALTH SEC COMMSEC		4,330.05	\$133,242.90 CR





Date	Transaction	Debit	Credit	Balance			
24 Jun	Transfer To PETER FRANK MILTON NetBank SMSF Pension Payment 2021-22	9,800.00		\$123,442.90 CR			
30 Jun	2022 CLOSING BALANCE			\$123,442.90 CR			
	<b>Opening balance</b>	<b>-</b>	<b>Total debits</b>	<b>+</b>	<b>Total credits</b>	<b>=</b>	<b>Closing balance</b>
	\$110,329.70 CR		\$16,494.30		\$29,607.50		\$123,442.90 CR

**Your Credit Interest Rate Summary**

Date	Balance	Standard Credit Interest Rate (p.a.)
30 Jun	Less than \$10,000.00	0.00%
	\$10,000.00 - \$19,999.99	0.05%
	\$20,000.00 - \$49,999.99	0.05%
	\$50,000.00 - \$99,999.99	0.05%
	\$100,000.00 - \$249,999.99	0.10%
	\$250,000.00 - \$499,999.99	0.15%
	\$500,000.00 and over	0.35%

Note. Interest rates are effective as at the date shown but are subject to change.

**Important Information:**

We try to get things right the first time – but if we don't, we'll do what we can to fix it. You can fix most problems simply by contacting us.  
 Write to: CBA Group Customer Relations, Reply Paid 41, Sydney NSW 2001  
 Tell us online: [commbank.com.au/support/compliments-and-complaints.html](http://commbank.com.au/support/compliments-and-complaints.html)  
 Call: 1800 805 605 (free call)

You can also contact the Australian Financial Complaints Authority, AFCA, an independent external dispute resolution body approved by ASIC - time limits may apply, visit AFCA, [afca.org.au](http://afca.org.au), website for more information.  
 Write to: Australian Financial Complaints Authority, GPO Box 3, Melbourne VIC 3001  
 Email: [info@afca.org.au](mailto:info@afca.org.au)  
 Call: 1800 931 678, free call Monday to Friday 9am– 5pm, AEST

The Trustees  
 PETER MILTON & SUZANNE SIM ATF PETER  
 MILTON SUPER FUND  
 136 Lucas Road  
 SEVEN HILLS NSW 2147

**Address** Rabobank Online Savings  
 GPO Box 4715  
 Sydney NSW 2001  
**Telephone** 1800 445 445  
**Fax** 1800 121 615  
**E-mail** [clientservicesAU@rabobank.com](mailto:clientservicesAU@rabobank.com)  
**Website** [www.Rabobank.com.au](http://www.Rabobank.com.au)

**Statement Period** 01-07-2021 to 30-06-2022  
**Statement Date** 08-07-2022  
**Account Name** Peter Milton Super Fund

**Account Type** HISA  
**Account Number** 142-201-0027657-00

Date	Transaction Details	Debit	Credit	Balance
01-07-2021	Opening balance			162.85
05-07-2021	PETER MILTON 067167 11194095 SMSF Transfer 01		2,400.00	2,562.85
06-07-2021	A/c 142201002765700 to a/c 142201002765710	200.00		2,362.85
31-07-2021	Credit Interest		0.44	2,363.29
16-08-2021	A/c 142201002765700 to a/c 142201002765710	200.00		2,163.29
31-08-2021	Credit Interest		0.48	2,163.77
22-09-2021	A/c 142201002765700 to a/c 142201002765710	200.00		1,963.77
30-09-2021	Credit Interest		0.43	1,964.20
20-10-2021	A/c 142201002765700 to a/c 142201002765710	200.00		1,764.20
31-10-2021	Credit Interest		0.40	1,764.60
08-11-2021	PETER MILTON 067167 11194095 verify		1.00	1,765.60
10-11-2021	A/c 142201002765710 to a/c 142201002765700		2,000.00	3,765.60

Rabobank Australia Limited ABN 50 001 621 129, AFSL 234 700.

Customers are advised that they should check all entries and report any apparent errors or unauthorised transactions as soon as possible.

At Rabobank we pride ourselves on providing high quality service to our clients, so if we don't measure up to your expectations we genuinely want to know.

For information on how to make a complaint, our complaints management process or if you are unhappy with the resolution of your complaint and require

information on how to escalate your complaint to the Australian Financial Complaints Authority (AFCA) please visit our website on

<https://www.rabobank.com.au/compliments-and-complaints/>.

Information about the products you hold with us are available on request by calling us on 1800 445 445 during operating hours.



**Statement Period** 01-07-2021 to 30-06-2022  
**Statement Date** 08-07-2022  
**Account Name** Peter Milton Super Fund

**Account Type** HISA  
**Account Number** 142-201-0027657-00

Date	Transaction Details	Debit	Credit	Balance
30-11-2021	Credit Interest		0.65	3,766.25
15-12-2021	A/c 142201002765700 to a/c 142201002765710	200.00		3,566.25
31-12-2021	Credit Interest		0.78	3,567.03
25-01-2022	A/c 142201002765700 to a/c 142201002765710	200.00		3,367.03
31-01-2022	Credit Interest		0.75	3,367.78
21-02-2022	A/c 142201002765700 to a/c 142201002765710	200.00		3,167.78
28-02-2022	Credit Interest		0.63	3,168.41
22-03-2022	A/c 142201002765700 to a/c 142201002765710	200.00		2,968.41
31-03-2022	Credit Interest		0.66	2,969.07
19-04-2022	A/c 142201002765700 to a/c 142201002765710	200.00		2,769.07
30-04-2022	Credit Interest		0.59	2,769.66
11-05-2022	A/c 142201002765700 to a/c 142201002765710	200.00		2,569.66
31-05-2022	Credit Interest		0.81	2,570.47
21-06-2022	A/c 142201002765700 to a/c 142201002765710	200.00		2,370.47
30-06-2022	Credit Interest		1.18	2,371.65

Rabobank Australia Limited ABN 50 001 621 129, AFSL 234 700.

Customers are advised that they should check all entries and report any apparent errors or unauthorised transactions as soon as possible.

At Rabobank we pride ourselves on providing high quality service to our clients, so if we don't measure up to your expectations we genuinely want to know.

For information on how to make a complaint, our complaints management process or if you are unhappy with the resolution of your complaint and require

information on how to escalate your complaint to the Australian Financial Complaints Authority (AFCA) please visit our website on

<https://www.rabobank.com.au/compliments-and-complaints/>.

Information about the products you hold with us are available on request by calling us on 1800 445 445 during operating hours.

**Statement Period** 01-07-2021 to 30-06-2022  
**Statement Date** 08-07-2022  
**Account Name** Peter Milton Super Fund

**Account Type** HISA  
**Account Number** 142-201-0027657-00

<b>Date</b>	<b>Transaction Details</b>	<b>Debit</b>	<b>Credit</b>	<b>Balance</b>
30-06-2022	Closing balance			2,371.65

**Statement Period** 01-07-2021 to 30-06-2022  
**Statement Date** 08-07-2022  
**Account Name** Peter Milton Super Fund

**Account Type** HISA  
**Account Number** 142-201-0027657-00

**Tier 1 rate**  
**From** \$0.00  
**To** \$250,000.00

**Date**

01-07-2021	0.25%
18-05-2022	0.50%
22-06-2022	0.75%
30-06-2022	0.75%

The Trustees  
PETER MILTON & SUZANNE SIM ATF PETER  
MILTON SUPER FUND  
136 Lucas Road  
SEVEN HILLS NSW 2147

**Address** Rabobank Online Savings  
GPO Box 4715  
Sydney NSW 2001  
**Telephone** 1800 445 445  
**Fax** 1800 121 615  
**E-mail** [clientservicesAU@rabobank.com](mailto:clientservicesAU@rabobank.com)  
**Website** [www.Rabobank.com.au](http://www.Rabobank.com.au)

**Statement Period** 01-07-2021 to 30-06-2022  
**Statement Date** 08-07-2022  
**Account Name** Peter Milton Super Fund

**Account Type** PremiumSaver  
**Account Number** 142-201-0027657-10

Date	Transaction Details	Debit	Credit	Balance
01-07-2021	Opening balance			319,115.58
06-07-2021	A/c 142201002765700 to a/c 142201002765710		200.00	319,315.58
31-07-2021	Premium Bonus Interest		116.14	319,431.72
31-07-2021	Credit Interest		27.12	319,458.84
16-08-2021	A/c 142201002765700 to a/c 142201002765710		200.00	319,658.84
31-08-2021	Premium Bonus Interest		116.23	319,775.07
31-08-2021	Credit Interest		27.14	319,802.21
22-09-2021	A/c 142201002765700 to a/c 142201002765710		200.00	320,002.21
30-09-2021	Premium Bonus Interest		112.56	320,114.77
30-09-2021	Credit Interest		26.29	320,141.06
20-10-2021	A/c 142201002765700 to a/c 142201002765710		200.00	320,341.06
31-10-2021	Premium Bonus Interest		116.42	320,457.48

Rabobank Australia Limited ABN 50 001 621 129, AFSL 234 700.

Customers are advised that they should check all entries and report any apparent errors or unauthorised transactions as soon as possible.

At Rabobank we pride ourselves on providing high quality service to our clients, so if we don't measure up to your expectations we genuinely want to know.

For information on how to make a complaint, our complaints management process or if you are unhappy with the resolution of your complaint and require

information on how to escalate your complaint to the Australian Financial Complaints Authority (AFCA) please visit our website on

<https://www.rabobank.com.au/compliments-and-complaints/>.

Information about the products you hold with us are available on request by calling us on 1800 445 445 during operating hours.

**Statement Period** 01-07-2021 to 30-06-2022  
**Statement Date** 08-07-2022  
**Account Name** Peter Milton Super Fund

**Account Type** PremiumSaver  
**Account Number** 142-201-0027657-10

Date	Transaction Details	Debit	Credit	Balance
31-10-2021	Credit Interest		27.20	320,484.68
10-11-2021	Peter Milton Super Fund BSB 067167 A/C 11194095	50,000.00		270,484.68
10-11-2021	A/c 142201002765710 to a/c 142201002765700	2,000.00		268,484.68
29-11-2021	Peter Milton Super Fund / Capital Trnsf BSB 067167 A/C 11194095	50,000.00		218,484.68
30-11-2021	Credit Interest		23.08	218,507.76
15-12-2021	A/c 142201002765700 to a/c 142201002765710		200.00	218,707.76
31-12-2021	Premium Bonus Interest		83.55	218,791.31
31-12-2021	Credit Interest		18.57	218,809.88
25-01-2022	A/c 142201002765700 to a/c 142201002765710		200.00	219,009.88
31-01-2022	Premium Bonus Interest		83.64	219,093.52
31-01-2022	Credit Interest		18.59	219,112.11
21-02-2022	A/c 142201002765700 to a/c 142201002765710		200.00	219,312.11
28-02-2022	Premium Bonus Interest		75.66	219,387.77
28-02-2022	Credit Interest		16.81	219,404.58

Rabobank Australia Limited ABN 50 001 621 129, AFSL 234 700.

Customers are advised that they should check all entries and report any apparent errors or unauthorised transactions as soon as possible.

At Rabobank we pride ourselves on providing high quality service to our clients, so if we don't measure up to your expectations we genuinely want to know.

For information on how to make a complaint, our complaints management process or if you are unhappy with the resolution of your complaint and require

information on how to escalate your complaint to the Australian Financial Complaints Authority (AFCA) please visit our website on

<https://www.rabobank.com.au/compliments-and-complaints/>.

Information about the products you hold with us are available on request by calling us on 1800 445 445 during operating hours.

**Statement Period** 01-07-2021 to 30-06-2022  
**Statement Date** 08-07-2022  
**Account Name** Peter Milton Super Fund

**Account Type** PremiumSaver  
**Account Number** 142-201-0027657-10

Date	Transaction Details	Debit	Credit	Balance
22-03-2022	A/c 142201002765700 to a/c 142201002765710		200.00	219,604.58
31-03-2022	Premium Bonus Interest		83.88	219,688.46
31-03-2022	Credit Interest		18.64	219,707.10
19-04-2022	A/c 142201002765700 to a/c 142201002765710		200.00	219,907.10
30-04-2022	Premium Bonus Interest		81.29	219,988.39
30-04-2022	Credit Interest		18.06	220,006.45
11-05-2022	A/c 142201002765700 to a/c 142201002765710		200.00	220,206.45
31-05-2022	Premium Bonus Interest		105.25	220,311.70
31-05-2022	Credit Interest		18.70	220,330.40
21-06-2022	A/c 142201002765700 to a/c 142201002765710		200.00	220,530.40
30-06-2022	Premium Bonus Interest		129.52	220,659.92
30-06-2022	Credit Interest		28.99	220,688.91
30-06-2022	Closing balance			220,688.91

Rabobank Australia Limited ABN 50 001 621 129, AFSL 234 700.

Customers are advised that they should check all entries and report any apparent errors or unauthorised transactions as soon as possible.

At Rabobank we pride ourselves on providing high quality service to our clients, so if we don't measure up to your expectations we genuinely want to know.

For information on how to make a complaint, our complaints management process or if you are unhappy with the resolution of your complaint and require

information on how to escalate your complaint to the Australian Financial Complaints Authority (AFCA) please visit our website on

<https://www.rabobank.com.au/compliments-and-complaints/>.

Information about the products you hold with us are available on request by calling us on 1800 445 445 during operating hours.

**Statement Period** 01-07-2021 to 30-06-2022  
**Statement Date** 08-07-2022  
**Account Name** Peter Milton Super Fund

**Account Type** PremiumSaver  
**Account Number** 142-201-0027657-10

Date	From To	Tier 1 rate			Tier 2 rate		
		Min	Bonus	Total	Min	Bonus	Total
		<b>\$0.00</b>			<b>\$250,000.00</b>		
		<b>\$250,000.00</b>			<b>\$1,000,000.00</b>		
01-07-2021		0.10%	0.45%	0.55%	0.10%	0.35%	0.45%
18-05-2022		0.10%	0.70%	0.80%	0.10%	0.60%	0.70%
22-06-2022		0.30%	0.75%	1.05%	0.30%	0.65%	0.95%
30-06-2022		0.30%	0.75%	1.05%	0.30%	0.65%	0.95%

# 74700 - Managed Investments (Australian)

2022 Financial Year

Preparer Desiree Yutuc

Reviewer Steven Lee

Status Completed

Account Code	Description	CY Units	CY Balance	LY Units	LY Balance	Change
SHSAFPMARKETS	FP Markets Forex a/c 285892	1.000000	\$10,000.00	1.000000	\$10,000.00	0%
<b>TOTAL</b>		<b>CY Units</b>	<b>CY Balance</b>	<b>LY Units</b>	<b>LY Balance</b>	
		1.000000	\$10,000.00	1.000000	\$10,000.00	

## Supporting Documents

- Investment Movement Report [Report](#)
- Yearly\_Statement\_ENG\_285892-2021-2022.pdf [SHSAFPMARKETS](#)

## Standard Checklist

- Attach Annual statements from fund managers, Master Trust, Platform or Wrap providers confirming ownership and value
- Attach copies of Statements and Source Documentation
- Attach Investment Movement Report
- Ensure all Investments are valued correctly at June 30
- Ensure the investment is in accordance with the Fund's investment strategy
- Ensure the investment is in accordance with the SIS Act



Peter Milton Super Fund

# Investment Movement Report

As at 30 June 2022

Investment	Opening Balance		Additions		Disposals			Closing Balance		
	Units	Cost	Units	Cost	Units	Cost	Accounting Profit/(Loss)	Units	Cost	Market Value
<b>Bank Accounts</b>										
CBA Direct Investment Account 11194095		59,318.13		259,566.79		(195,442.02)			123,442.90	123,442.90
RaboDirect PremiumSaver 0027657-10		319,115.58		3,573.33		(102,000.00)			220,688.91	220,688.91
RaboDirect Savings 0027657-00		162.85		4,408.80		(2,200.00)			2,371.65	2,371.65
		<b>378,596.56</b>		<b>267,548.92</b>		<b>(299,642.02)</b>			<b>346,503.46</b>	<b>346,503.46</b>
<b>Managed Investments (Australian)</b>										
SHSAFPMARKETS - FP Markets Forex a/c 285892										
	1.00	10,000.00						1.00	10,000.00	10,000.00
		<b>10,000.00</b>							<b>10,000.00</b>	<b>10,000.00</b>
<b>Shares in Listed Companies (Australian)</b>										
AND.AX - Ansarada Group Limited			720.00	1,647.15	(720.00)	(1,647.15)	(356.70)			0.00
AMI.AX - Aurelia Metals Limited			6,300.00	3,169.95	(6,300.00)	(3,169.95)	(386.40)			0.00
ABB.AX - Aussie Broadband Limited			650.00	3,594.95	(650.00)	(3,594.95)	(803.20)			0.00
ANG.AX - Austin Engineering Limited - Ordinary Fully Paid			6,340.00	1,953.65	(6,340.00)	(1,953.65)	(325.20)			0.00
BIS.AX - Bisalloy Steel Group Limited			1,040.00	1,923.15	(1,040.00)	(1,923.15)	(518.30)			0.00

Peter Milton Super Fund

# Investment Movement Report

As at 30 June 2022

Investment	Opening Balance		Additions		Disposals			Closing Balance		
	Units	Cost	Units	Cost	Units	Cost	Accounting Profit/(Loss)	Units	Cost	Market Value
BBC.AX1 - Bnk Banking Corporation Limited			1,800.00	2,278.95	(1,800.00)	(2,278.95)	(282.90)			0.00
CAI.AX - Calidus Resources Limited			2,250.00	2,101.20	(2,250.00)	(2,101.20)	(186.15)			0.00
CXL.AX - Calix Limited			230.00	1,866.85	(230.00)	(1,866.85)	(253.80)			0.00
CDD.AX - Cardno Limited			1,300.00	2,028.45	(1,300.00)	(3,224.45)	(1,758.95)		(1,196.00)	
COI.AX - Comet Ridge Limited - Ordinary Fully Paid			8,800.00	1,603.95	(8,800.00)	(1,603.95)	(171.90)			0.00
COG.AX - Consolidated Operations Group Limited			2,400.00	3,691.95	(2,400.00)	(3,691.95)	(183.90)			0.00
CTD.AX - Corporate Travel Management Limited			100.00	2,629.95	(100.00)	(2,629.95)	(416.51)			0.00
DCN.AX - Dacian Gold Limited			5,700.00	1,758.45	(5,700.00)	(1,758.45)	(467.40)			0.00
EBO.AX - Ebos Group Limited			140.00	5,311.95	(140.00)	(5,311.95)	(263.90)			0.00
ELT.AX - Elementos Limited			2,520.00	1,922.55	(2,520.00)	(1,922.55)	(128.10)			0.00
EGG.AX - Enero Group Limited - Ordinary Fully Paid			560.00	2,253.03	(560.00)	(2,253.03)	(318.58)			0.00
EZL.AX - Euroz Limited - Ordinary Fully Paid			1,500.00	2,727.45	(1,500.00)	(2,727.45)	(257.40)			0.00

Peter Milton Super Fund

# Investment Movement Report

As at 30 June 2022

Investment	Opening Balance		Additions		Disposals			Closing Balance		
	Units	Cost	Units	Cost	Units	Cost	Accounting Profit/(Loss)	Units	Cost	Market Value
GLN.AX - Galan Lithium Limited			1,070.00	1,753.35	(1,070.00)	(1,753.35)	(125.50)			0.00
GOR.AX - Gold Road Resources Limited			1,750.00	2,881.20	(1,750.00)	(2,881.20)	(481.77)			0.00
GRR.AX - Grange Resources Limited.			2,000.00	1,679.95	(2,000.00)	(1,679.95)	780.10			0.00
HZR.AX - Hazer Group Limited			1,140.00	1,895.25	(1,140.00)	(1,895.25)	(804.27)			0.00
HFR.AX - Highfield Resources Limited - Ordinary Fully Paid			1,800.00	1,909.95	(1,800.00)	(1,909.95)	(237.90)			0.00
HGO.AX - Hillgrove Resources Limited			23,400.00	1,845.15	(23,400.00)	(1,845.15)	(367.50)			0.00
HZN.AX - Horizon Oil Limited			23,700.00	2,745.45	(23,700.00)	(2,745.45)	197.10			0.00
IMA.AX - Image Resources NI			11,700.00	2,652.45	(11,700.00)	(2,652.45)	(332.40)			0.00
IMU.AX - Imugene Limited			4,300.00	2,384.95	(4,300.00)	(2,384.95)	(1,093.40)			0.00
IHL.AX - Incannex Healthcare Limited			2,500.00	1,469.95	(2,500.00)	(1,469.95)	(389.90)			0.00
IVC.AX - Invocare Limited			430.00	5,351.95	(430.00)	(5,351.95)	(250.60)			0.00
IXR.AX - Ionic Rare Earths Limited			59,000.00	2,674.95	(59,000.00)	(2,674.95)	314.10			0.00

Peter Milton Super Fund

# Investment Movement Report

As at 30 June 2022

Investment	Opening Balance		Additions		Disposals			Closing Balance		
	Units	Cost	Units	Cost	Units	Cost	Accounting Profit/(Loss)	Units	Cost	Market Value
IGL.AX - Ive Group Limited			2,100.00	4,051.95	(2,100.00)	(4,051.95)	(18.90)		0.00	
JAN.AX - Janison Education Group Limited			2,110.00	2,652.24	(2,110.00)	(2,652.24)	(140.19)		0.00	
JRV.AX - Jervois Global Limited			2,500.00	2,144.95	(2,500.00)	(2,144.95)	(339.90)		0.00	
JLG.AX - Johns Lyng Group Limited			790.00	5,336.65	(790.00)	(5,336.65)	476.20		0.00	
KAR.AX - Karoon Energy Ltd			1,360.00	2,556.35	(1,360.00)	(2,556.35)	(43.30)		0.00	
KPG.AX - Kelly Partners Group Holdings Limited			920.00	3,999.20	(920.00)	(3,999.20)	212.85		0.00	
LIN.AX - Lindian Resources Limited			10,000.00	890.00				10,000.00	890.00	1,200.00
LPI.AX - Lithium Power International Limited			2,900.00	1,701.95	(2,900.00)	(1,701.95)	(170.40)		0.00	
LOV.AX - Lovisa Holdings Limited			150.00	3,249.45	(150.00)	(3,249.45)	(669.90)		0.00	
MBH.AX - Maggie Beer Holdings Ltd			5,150.00	3,137.89	(5,150.00)	(3,137.89)	(454.09)		0.00	
MAD.AX - Maverick Drilling and Exploration Limited - Ordinary Fully Paid			900.00	1,747.95	(900.00)	(1,747.95)	10.66		0.00	
MRM.AX - Mermaid Marine Australia Limited - Ordinary Fully Paid			3,770.00	1,980.35	(3,770.00)	(1,980.35)	35.50		0.00	

**Peter Milton Super Fund**  
**Investment Movement Report**

As at 30 June 2022

Investment	Opening Balance		Additions		Disposals			Closing Balance		
	Units	Cost	Units	Cost	Units	Cost	Accounting Profit/(Loss)	Units	Cost	Market Value
MLX.AX - Metals X Limited			3,500.00	2,382.45	(3,500.00)	(2,382.45)	(494.90)			0.00
MMI.AX - Metro Mining Limited			45,000.00	1,729.95	(45,000.00)	(1,729.95)	(489.90)			0.00
MCR.AX - Mincor Resources NI - Ordinary Fully Paid			2,020.00	3,100.45	(2,020.00)	(3,100.45)	1,000.40			0.00
MND.AX - Monadelphous Group Limited			250.00	3,169.95	(250.00)	(3,169.95)	(709.90)			0.00
MGX.AX - Mount Gibson Iron Limited			2,880.00	2,064.75	(2,880.00)	(2,064.75)	(342.30)			0.00
MSL.AX - MSL Solutions Limited.			7,600.00	2,071.95	(7,600.00)	(2,071.95)	(419.90)			0.00
NEU.AX - Neuren Pharmaceuticals Limited			470.00	2,134.95	(470.00)	(2,134.95)	(415.90)			0.00
NEW.AX1 - NEW Energy Solar Limited			5,560.00	5,079.55	(5,560.00)	(5,079.55)	(345.70)			0.00
NHF.AX - Nib Holdings Limited			400.00	2,951.95				400.00	2,951.95	2,952.00
NCK.AX - Nick Scali Limited			220.00	3,311.15	(220.00)	(3,311.15)	(382.87)			0.00
NWH.AX - Nrw Holdings Limited			970.00	2,124.85	(970.00)	(2,124.85)	(292.10)			0.00
NUF.AX - Nufarm Limited			460.00	2,651.15	(460.00)	(2,651.15)	(334.30)			0.00

**Peter Milton Super Fund**  
**Investment Movement Report**

As at 30 June 2022

Investment	Opening Balance		Additions		Disposals			Closing Balance		Market Value
	Units	Cost	Units	Cost	Units	Cost	Accounting Profit/(Loss)	Units	Cost	
OFX.AX - OFX Group Limited			1,000.00	2,459.95	(1,000.00)	(2,459.95)	(304.90)		0.00	
PNR.AX - Pantoro Limited			4,000.00	1,339.95	(4,000.00)	(1,339.95)	(219.90)		0.00	
PGC.AX - Paragon Care Limited			5,600.00	2,567.95	(5,600.00)	(2,567.95)	(459.90)		0.00	
PRU.AX - Perseus Mining Limited			1,820.00	3,323.25	(1,820.00)	(3,323.25)	(604.10)		0.00	
PGF.AX - Pm Capital Global Opportunities Fund Limited			1,800.00	3,142.95	(1,800.00)	(3,142.95)	(192.90)		0.00	
PMV.AX - Premier Investments Limited			174.00	5,605.35	(174.00)	(5,605.35)	(843.78)		0.00	
PRT.AX - PRT Company Limited			2,900.00	1,295.95	(2,900.00)	(1,295.95)	(68.90)		0.00	
PTB.AX - PTB Group Limited			2,000.00	2,619.95	(2,000.00)	(2,619.95)	(429.90)		0.00	
PWH.AX - Pwr Holdings Limited			200.00	2,059.95	(200.00)	(2,059.95)	(325.90)		0.00	
RDY.AX - Readytech Holdings Limited			770.00	2,984.45	(770.00)	(2,984.45)	(613.55)		0.00	
RED.AX - RED 5 Limited			8,900.00	2,556.45	(8,900.00)	(2,556.45)	(351.40)		0.00	
RHI.AX - Red Hill Iron Limited			560.00	2,467.15	(560.00)	(2,467.15)	(639.10)		0.00	

Peter Milton Super Fund

# Investment Movement Report

As at 30 June 2022

Investment	Opening Balance		Additions		Disposals			Closing Balance		
	Units	Cost	Units	Cost	Units	Cost	Accounting Profit/(Loss)	Units	Cost	Market Value
RHY.AX - Rhythm Biosciences Limited			1,000.00	1,716.95	(1,000.00)	(1,716.95)	(386.90)			0.00
RIC.AX - Ridley Corporation Limited			2,700.00	4,474.95	(2,700.00)	(4,474.95)	(255.90)			0.00
SMI.AX - Santana Minerals Limited			3,000.00	1,444.95	(3,000.00)	(1,444.95)	545.10			0.00
SWM.AX - Seven West Media Limited			2,340.00	1,611.15	(2,340.00)	(1,611.15)	(180.30)			0.00
SXL.AX - Southern Cross Media Group Limited			2,170.00	5,097.75	(2,170.00)	(5,097.75)	(1,200.85)			0.00
SRG.AX - SRG Global Limited			4,600.00	2,888.45	(4,600.00)	(2,888.45)	(263.40)			0.00
SMR.AX - Stanmore Coal Limited - Ordinary Fully Paid			430.00	1,150.85	(430.00)	(1,150.85)	(283.65)			0.00
STA.AX - Strandline Resources Limited - Ordinary Fully Paid (Gunson Resources)			3,000.00	1,444.95	(3,000.00)	(1,444.95)	(384.90)			0.00
SRL.AX - Sunrise Energy Metals Limited			940.00	2,369.95	(940.00)	(2,369.95)	101.10			0.00
SLC.AX - Superloop Limited			1,860.00	2,372.85	(1,860.00)	(2,372.85)	(407.25)			0.00
TMT.AX - Technology Metals Australia Limited			2,200.00	1,339.95	(2,200.00)	(1,339.95)	(535.95)			0.00
TER.AX - Terracom Limited			7,500.00	1,969.95	(7,500.00)	(1,969.95)	2,360.10			0.00

Peter Milton Super Fund

# Investment Movement Report

As at 30 June 2022

Investment	Opening Balance		Additions		Disposals			Closing Balance		Market Value
	Units	Cost	Units	Cost	Units	Cost	Accounting Profit/(Loss)	Units	Cost	
TGF.AX - Tribeca Global Natural Resources Limited			840.00	2,472.75	(840.00)	(2,472.75)	(300.30)		0.00	
WIC.AX - Westoz Investment Company Limited			1,800.00	2,557.95	(1,800.00)	(2,557.95)	77.10		0.00	
XF1.AX - Xref Limited			2,300.00	1,698.95	(2,300.00)	(1,698.95)	(246.90)		0.00	
ZEL.AX - Z Energy Limited.			1,000.00	3,509.95	(1,000.00)	(3,509.95)	(79.68)		0.00	
				<b>208,475.76</b>		<b>(205,829.81)</b>	<b>(20,696.88)</b>		<b>2,645.95</b>	<b>4,152.00</b>
<b>Stapled Securities</b>										
ARF.AX2 - Arena Reit.			1,500.00	7,024.95	(1,500.00)	(7,024.95)	(69.90)		0.00	
HPI.AX2 - Hotel Property Investments			600.00	2,329.95	(600.00)	(2,329.95)	(295.23)		0.00	
				<b>9,354.90</b>		<b>(9,354.90)</b>	<b>(365.13)</b>		<b>0.00</b>	
	<b>388,596.56</b>			<b>485,379.58</b>		<b>(514,826.73)</b>	<b>(21,062.01)</b>		<b>359,149.41</b>	<b>360,655.46</b>



PETER MILTON SUPER FUND

136 LUCAS ROAD  
SEVEN HILLS  
2147  
AUSTRALIA

**CUSTOMER CONSOLIDATED ACCOUNT SUMMARY (AUD)**

CASH BALANCE BROUGHT FORWARD	10,000.00	CONSOLIDATION ROUNDING	0.00
TOTAL LEDGER ACTIVITY	0.00	<b>GROSS LIQUIDATION VALUE (GLV)</b>	<b>10,000.00</b>
CONSOLIDATION ROUNDING	0.00	TOTAL MARGIN (INCL. PENDING)	0.00
<b>CASH BALANCE CARRIED FORWARD</b>	<b>10,000.00</b>	CONSOLIDATION ROUNDING	0.00
TOTAL COLLATERAL (LESS HAIRCUT)	0.00	<b>FREE EQUITY</b>	<b>10,000.00</b>
UNREALISED PROFIT & LOSS	0.00	REALISED PROFIT & LOSS	0.00

**ACCOUNT SUMMARY**

CURRENCY	AUD	CONSOLIDATED (AUD)
FX RATE	1.0000	
CASH BALANCE BROUGHT FORWARD	10,000.00	10,000.00
REALISED PROFIT&LOSS	0.00	0.00
TOTAL COMMISSION	0.00	0.00
CONSOLIDATION ROUNDING		0.00
CASH BALANCE CARRIED FORWARD	10,000.00	10,000.00
UNREALISED PROFIT&LOSS	0.00	0.00
COLLATERAL VALUE (LESS HAIRCUT)	0.00	0.00
CONSOLIDATION ROUNDING		0.00
GROSS LIQUIDATION VALUE	10,000.00	10,000.00
OPEN POSITION MARGIN	0.00	0.00
PENDING ORDER MARGIN	0.00	0.00
CONSOLIDATION ROUNDING		0.00
FREE EQUITY	10,000.00	10,000.00

YOU SHOULD VERIFY THE INFORMATION IN THIS STATEMENT IS CORRECT, SHOULD THERE BE DISCREPANCIES PLEASE CONTACT OUR ACCOUNTSDEPARTMENT WITHIN THREE WORKING DAYS.

A PRODUCT DISCLOSURE STATEMENT IS AVAILABLE FROM FIRST PRUDENTIAL MARKETS (FPM) WEBSITE [WWW.FPMARKETS.COM.AU](http://WWW.FPMARKETS.COM.AU) AND SHOULD BE CONSIDERED BEFORE DECIDING TO DEAL IN FIRST PRUDENTIAL MARKETS' DERIVATIVE PRODUCTS. DERIVATIVES CAN BE HIGHLY LEVERAGED, CARRY A HIGH LEVEL OF RISK AND ARE NOT SUITABLE FOR ALL INVESTORS. FPM CFDS ARE OFFERED AS OVER-THE-COUNTER (OTC) PRODUCTS AND ARE THEREFORE NOT TRADED ON AN EXCHANGE. WHEN TRADING CFDS YOU DO NOT OWN OR HAVE ANY RIGHTS TO THE CFDS UNDERLYING ASSETS. INVESTORS SHOULD ONLY INVEST IN SUCH PRODUCTS IF THEY HAVE EXPERIENCE IN DERIVATIVES AND UNDERSTAND THE ASSOCIATED RISKS. FPM RECOMMENDS THAT YOU SEEK INDEPENDENT ADVICE. FIRST PRUDENTIAL MARKETS PTY LTD (ABN 16 112 600 281), AUSTRALIAN FINANCIAL SERVICES LICENCE NUMBER 286354.

## 77600 - Shares in Listed Companies (Australian)

2022 Financial Year

Preparer Desiree Yutuc

Reviewer Steven Lee

Status Completed

Account Code	Description	CY Units	CY Balance	LY Units	LY Balance	Change
ABB.AX	Aussie Broadband Limited	0.000000				0%
AMI.AX	Aurelia Metals Limited	0.000000				0%
AND.AX	Ansarada Group Limited	0.000000				0%
ANG.AX	Austin Engineering Limited - Ordinary Fully Paid	0.000000				0%
BBC.AX1	Bnk Banking Corporation Limited	0.000000				0%
BIS.AX	Bisalloy Steel Group Limited	0.000000				0%
CAI.AX	Calidus Resources Limited	0.000000				0%
CDD.AX	Cardno Limited	0.000000				0%
COG.AX	Consolidated Operations Group Limited	0.000000				0%
COI.AX	Comet Ridge Limited - Ordinary Fully Paid	0.000000				0%
CTD.AX	Corporate Travel Management Limited	0.000000				0%
CXL.AX	Calix Limited	0.000000				0%
DCN.AX	Dacian Gold Limited	0.000000				0%

Account Code	Description	CY Units	CY Balance	LY Units	LY Balance	Change
EBO.AX	Ebos Group Limited	0.000000				0%
EGG.AX	Enero Group Limited - Ordinary Fully Paid	0.000000				0%
ELT.AX	Elementos Limited	0.000000				0%
EZL.AX	Euroz Limited - Ordinary Fully Paid	0.000000				0%
GLN.AX	Galan Lithium Limited	0.000000				0%
GOR.AX	Gold Road Resources Limited	0.000000				0%
GRR.AX	Grange Resources Limited.	0.000000				0%
HFR.AX	Highfield Resources Limited - Ordinary Fully Paid	0.000000				0%
HGO.AX	Hillgrove Resources Limited	0.000000				0%
HZN.AX	Horizon Oil Limited	0.000000				0%
HZR.AX	Hazer Group Limited	0.000000				0%
IGL.AX	Ive Group Limited	0.000000				0%
IHL.AX	Incanex Healthcare Limited	0.000000				0%
IMA.AX	Image Resources NI	0.000000				0%
IMU.AX	Imugene Limited	0.000000				0%
IVC.AX	Invocare Limited	0.000000				0%
IXR.AX	Ionic Rare Earths Limited	0.000000				0%

Account Code	Description	CY Units	CY Balance	LY Units	LY Balance	Change
JAN.AX	Janison Education Group Limited	0.000000				0%
JLG.AX	Johns Lyng Group Limited	0.000000				0%
JRV.AX	Jervois Global Limited	0.000000				0%
KAR.AX	Karoon Energy Ltd	0.000000				0%
KPG.AX	Kelly Partners Group Holdings Limited	0.000000				0%
LIN.AX	Lindian Resources Limited	10000.000000	\$1,200.00			100%
LOV.AX	Lovisa Holdings Limited	0.000000				0%
LPI.AX	Lithium Power International Limited	0.000000				0%
MAD.AX	Maverick Drilling and Exploration Limited - Ordinary Fully Paid	0.000000				0%
MBH.AX	Maggie Beer Holdings Ltd	0.000000				0%
MCR.AX	Mincor Resources NI - Ordinary Fully Paid	0.000000				0%
MGX.AX	Mount Gibson Iron Limited	0.000000				0%
MLX.AX	Metals X Limited	0.000000				0%
MMI.AX	Metro Mining Limited	0.000000				0%
MND.AX	Monadelphous Group Limited	0.000000				0%

Account Code	Description	CY Units	CY Balance	LY Units	LY Balance	Change
MRM.AX	Mermaid Marine Australia Limited - Ordinary Fully Paid	0.000000				0%
MSL.AX	MSL Solutions Limited.	0.000000				0%
NCK.AX	Nick Scali Limited	0.000000				0%
NEU.AX	Neuren Pharmaceuticals Limited	0.000000				0%
NEW.AX1	NEW Energy Solar Limited	0.000000				0%
NHF.AX	Nib Holdings Limited	400.000000	\$2,952.00			100%
NUF.AX	Nufarm Limited	0.000000				0%
NWH.AX	Nrw Holdings Limited	0.000000				0%
OFX.AX	OFX Group Limited	0.000000				0%
PGC.AX	Paragon Care Limited	0.000000				0%
PGF.AX	Pm Capital Global Opportunities Fund Limited	0.000000				0%
PMV.AX	Premier Investments Limited	0.000000				0%
PNR.AX	Pantoro Limited	0.000000				0%
PRT.AX	PRT Company Limited	0.000000				0%
PRU.AX	Perseus Mining Limited	0.000000				0%
PTB.AX	PTB Group Limited	0.000000				0%

Account Code	Description	CY Units	CY Balance	LY Units	LY Balance	Change
PWH.AX	Pwr Holdings Limited	0.000000				0%
RDY.AX	Readytech Holdings Limited	0.000000				0%
RED.AX	RED 5 Limited	0.000000				0%
RHI.AX	Red Hill Iron Limited	0.000000				0%
RHY.AX	Rhythm Biosciences Limited	0.000000				0%
RIC.AX	Ridley Corporation Limited	0.000000				0%
SLC.AX	Superloop Limited	0.000000				0%
SMI.AX	Santana Minerals Limited	0.000000				0%
SMR.AX	Stanmore Coal Limited - Ordinary Fully Paid	0.000000				0%
SRG.AX	SRG Global Limited	0.000000				0%
SRL.AX	Sunrise Energy Metals Limited	0.000000				0%
STA.AX	Strandline Resources Limited - Ordinary Fully Paid (Gunson Resources)	0.000000				0%
SWM.AX	Seven West Media Limited	0.000000				0%
SXL.AX	Southern Cross Media Group Limited	0.000000				0%
TER.AX	Terracom Limited	0.000000				0%

Account Code	Description	CY Units	CY Balance	LY Units	LY Balance	Change
TGF.AX	Tribeca Global Natural Resources Limited	0.000000				0%
TMT.AX	Technology Metals Australia Limited	0.000000				0%
WIC.AX	Westoz Investment Company Limited	0.000000				0%
XF1.AX	Xref Limited	0.000000				0%
ZEL.AX	Z Energy Limited.	0.000000				0%
<b>TOTAL</b>		<b>CY Units</b>	<b>CY Balance</b>	<b>LY Units</b>	<b>LY Balance</b>	
		10400.000000	\$4,152.00			

### Supporting Documents

- Investment Movement Report [Report](#)
- Balance Review Report [Report](#)
- 2022\_Commsec\_Port Val & Transactions.pdf
- ZEL\_Payment\_Advice\_2022\_05\_10.pdf

### Standard Checklist

- Attach Balance Review Report
- Attach copies of HIN/SRN or Chess Statements, Broker Statements, Contract Notes Corporate Action documentation and any other relevant Source Documentation
- Attach Investment Movement Report
- Ensure all Investments are valued correctly at June 30
- Ensure the investment is in accordance with the Fund's investment strategy

**Peter Milton Super Fund**  
**Balance Review Report**

As at 30 June 2022

Investment Code	Investment Name	Holding Reference	Third Party Data			BGL Ledger	Variance
			Data Feed Provider	Balance Date	Balance Amount	Balance	
<b>60400</b>	<b>Bank Accounts</b>						
CBA11194095	CBA Direct Investment Account 11194095					123,442.90	
PIB002765710	RaboDirect PremiumSaver 0027657-10					220,688.91	
PIB002765700	RaboDirect Savings 0027657-00					2,371.65	
<b>74700</b>	<b>Managed Investments (Australian)</b>						
SHSAFPMARKET S	FP Markets Forex a/c 285892					1.0000	
<b>77600</b>	<b>Shares in Listed Companies (Australian)</b>						
LIN.AX	Lindian Resources Limited				Verify	10,000.0000	<b>10,000.0000</b>
NHF.AX	Nib Holdings Limited				Setup	400.0000	<b>400.0000</b>



Peter Milton Super Fund

# Investment Movement Report

As at 30 June 2022

Investment	Opening Balance		Additions		Disposals			Closing Balance		
	Units	Cost	Units	Cost	Units	Cost	Accounting Profit/(Loss)	Units	Cost	Market Value
<b>Bank Accounts</b>										
CBA Direct Investment Account 11194095		59,318.13		259,566.79		(195,442.02)			123,442.90	123,442.90
RaboDirect PremiumSaver 0027657-10		319,115.58		3,573.33		(102,000.00)			220,688.91	220,688.91
RaboDirect Savings 0027657-00		162.85		4,408.80		(2,200.00)			2,371.65	2,371.65
		<b>378,596.56</b>		<b>267,548.92</b>		<b>(299,642.02)</b>			<b>346,503.46</b>	<b>346,503.46</b>
<b>Managed Investments (Australian)</b>										
SHSAFPMARKETS - FP Markets Forex a/c 285892										
	1.00	10,000.00						1.00	10,000.00	10,000.00
		<b>10,000.00</b>							<b>10,000.00</b>	<b>10,000.00</b>
<b>Shares in Listed Companies (Australian)</b>										
AND.AX - Ansarada Group Limited			720.00	1,647.15	(720.00)	(1,647.15)	(356.70)			0.00
AMI.AX - Aurelia Metals Limited			6,300.00	3,169.95	(6,300.00)	(3,169.95)	(386.40)			0.00
ABB.AX - Aussie Broadband Limited			650.00	3,594.95	(650.00)	(3,594.95)	(803.20)			0.00
ANG.AX - Austin Engineering Limited - Ordinary Fully Paid			6,340.00	1,953.65	(6,340.00)	(1,953.65)	(325.20)			0.00
BIS.AX - Bisalloy Steel Group Limited			1,040.00	1,923.15	(1,040.00)	(1,923.15)	(518.30)			0.00

Peter Milton Super Fund

# Investment Movement Report

As at 30 June 2022

Investment	Opening Balance		Additions		Disposals			Closing Balance		
	Units	Cost	Units	Cost	Units	Cost	Accounting Profit/(Loss)	Units	Cost	Market Value
BBC.AX1 - Bnk Banking Corporation Limited			1,800.00	2,278.95	(1,800.00)	(2,278.95)	(282.90)			0.00
CAI.AX - Calidus Resources Limited			2,250.00	2,101.20	(2,250.00)	(2,101.20)	(186.15)			0.00
CXL.AX - Calix Limited			230.00	1,866.85	(230.00)	(1,866.85)	(253.80)			0.00
CDD.AX - Cardno Limited			1,300.00	2,028.45	(1,300.00)	(3,224.45)	(1,758.95)		(1,196.00)	
COI.AX - Comet Ridge Limited - Ordinary Fully Paid			8,800.00	1,603.95	(8,800.00)	(1,603.95)	(171.90)			0.00
COG.AX - Consolidated Operations Group Limited			2,400.00	3,691.95	(2,400.00)	(3,691.95)	(183.90)			0.00
CTD.AX - Corporate Travel Management Limited			100.00	2,629.95	(100.00)	(2,629.95)	(416.51)			0.00
DCN.AX - Dacian Gold Limited			5,700.00	1,758.45	(5,700.00)	(1,758.45)	(467.40)			0.00
EBO.AX - Ebos Group Limited			140.00	5,311.95	(140.00)	(5,311.95)	(263.90)			0.00
ELT.AX - Elementos Limited			2,520.00	1,922.55	(2,520.00)	(1,922.55)	(128.10)			0.00
EGG.AX - Enero Group Limited - Ordinary Fully Paid			560.00	2,253.03	(560.00)	(2,253.03)	(318.58)			0.00
EZL.AX - Euroz Limited - Ordinary Fully Paid			1,500.00	2,727.45	(1,500.00)	(2,727.45)	(257.40)			0.00

Peter Milton Super Fund

# Investment Movement Report

As at 30 June 2022

Investment	Opening Balance		Additions		Disposals			Closing Balance		
	Units	Cost	Units	Cost	Units	Cost	Accounting Profit/(Loss)	Units	Cost	Market Value
GLN.AX - Galan Lithium Limited			1,070.00	1,753.35	(1,070.00)	(1,753.35)	(125.50)			0.00
GOR.AX - Gold Road Resources Limited			1,750.00	2,881.20	(1,750.00)	(2,881.20)	(481.77)			0.00
GRR.AX - Grange Resources Limited.			2,000.00	1,679.95	(2,000.00)	(1,679.95)	780.10			0.00
HZR.AX - Hazer Group Limited			1,140.00	1,895.25	(1,140.00)	(1,895.25)	(804.27)			0.00
HFR.AX - Highfield Resources Limited - Ordinary Fully Paid			1,800.00	1,909.95	(1,800.00)	(1,909.95)	(237.90)			0.00
HGO.AX - Hillgrove Resources Limited			23,400.00	1,845.15	(23,400.00)	(1,845.15)	(367.50)			0.00
HZN.AX - Horizon Oil Limited			23,700.00	2,745.45	(23,700.00)	(2,745.45)	197.10			0.00
IMA.AX - Image Resources NI			11,700.00	2,652.45	(11,700.00)	(2,652.45)	(332.40)			0.00
IMU.AX - Imugene Limited			4,300.00	2,384.95	(4,300.00)	(2,384.95)	(1,093.40)			0.00
IHL.AX - Incannex Healthcare Limited			2,500.00	1,469.95	(2,500.00)	(1,469.95)	(389.90)			0.00
IVC.AX - Invocare Limited			430.00	5,351.95	(430.00)	(5,351.95)	(250.60)			0.00
IXR.AX - Ionic Rare Earths Limited			59,000.00	2,674.95	(59,000.00)	(2,674.95)	314.10			0.00

Peter Milton Super Fund

# Investment Movement Report

As at 30 June 2022

Investment	Opening Balance		Additions		Disposals			Closing Balance		
	Units	Cost	Units	Cost	Units	Cost	Accounting Profit/(Loss)	Units	Cost	Market Value
IGL.AX - Ive Group Limited			2,100.00	4,051.95	(2,100.00)	(4,051.95)	(18.90)		0.00	
JAN.AX - Janison Education Group Limited			2,110.00	2,652.24	(2,110.00)	(2,652.24)	(140.19)		0.00	
JRV.AX - Jervois Global Limited			2,500.00	2,144.95	(2,500.00)	(2,144.95)	(339.90)		0.00	
JLG.AX - Johns Lyng Group Limited			790.00	5,336.65	(790.00)	(5,336.65)	476.20		0.00	
KAR.AX - Karoon Energy Ltd			1,360.00	2,556.35	(1,360.00)	(2,556.35)	(43.30)		0.00	
KPG.AX - Kelly Partners Group Holdings Limited			920.00	3,999.20	(920.00)	(3,999.20)	212.85		0.00	
LIN.AX - Lindian Resources Limited			10,000.00	890.00				10,000.00	890.00	1,200.00
LPI.AX - Lithium Power International Limited			2,900.00	1,701.95	(2,900.00)	(1,701.95)	(170.40)		0.00	
LOV.AX - Lovisa Holdings Limited			150.00	3,249.45	(150.00)	(3,249.45)	(669.90)		0.00	
MBH.AX - Maggie Beer Holdings Ltd			5,150.00	3,137.89	(5,150.00)	(3,137.89)	(454.09)		0.00	
MAD.AX - Maverick Drilling and Exploration Limited - Ordinary Fully Paid			900.00	1,747.95	(900.00)	(1,747.95)	10.66		0.00	
MRM.AX - Mermaid Marine Australia Limited - Ordinary Fully Paid			3,770.00	1,980.35	(3,770.00)	(1,980.35)	35.50		0.00	

**Peter Milton Super Fund**  
**Investment Movement Report**

As at 30 June 2022

Investment	Opening Balance		Additions		Disposals			Closing Balance		
	Units	Cost	Units	Cost	Units	Cost	Accounting Profit/(Loss)	Units	Cost	Market Value
MLX.AX - Metals X Limited			3,500.00	2,382.45	(3,500.00)	(2,382.45)	(494.90)			0.00
MMI.AX - Metro Mining Limited			45,000.00	1,729.95	(45,000.00)	(1,729.95)	(489.90)			0.00
MCR.AX - Mincor Resources NI - Ordinary Fully Paid			2,020.00	3,100.45	(2,020.00)	(3,100.45)	1,000.40			0.00
MND.AX - Monadelphous Group Limited			250.00	3,169.95	(250.00)	(3,169.95)	(709.90)			0.00
MGX.AX - Mount Gibson Iron Limited			2,880.00	2,064.75	(2,880.00)	(2,064.75)	(342.30)			0.00
MSL.AX - MSL Solutions Limited.			7,600.00	2,071.95	(7,600.00)	(2,071.95)	(419.90)			0.00
NEU.AX - Neuren Pharmaceuticals Limited			470.00	2,134.95	(470.00)	(2,134.95)	(415.90)			0.00
NEW.AX1 - NEW Energy Solar Limited			5,560.00	5,079.55	(5,560.00)	(5,079.55)	(345.70)			0.00
NHF.AX - Nib Holdings Limited			400.00	2,951.95				400.00	2,951.95	2,952.00
NCK.AX - Nick Scali Limited			220.00	3,311.15	(220.00)	(3,311.15)	(382.87)			0.00
NWH.AX - Nrw Holdings Limited			970.00	2,124.85	(970.00)	(2,124.85)	(292.10)			0.00
NUF.AX - Nufarm Limited			460.00	2,651.15	(460.00)	(2,651.15)	(334.30)			0.00

**Peter Milton Super Fund**  
**Investment Movement Report**

As at 30 June 2022

Investment	Opening Balance		Additions		Disposals			Closing Balance		Market Value
	Units	Cost	Units	Cost	Units	Cost	Accounting Profit/(Loss)	Units	Cost	
OFX.AX - OFX Group Limited			1,000.00	2,459.95	(1,000.00)	(2,459.95)	(304.90)		0.00	
PNR.AX - Pantoro Limited			4,000.00	1,339.95	(4,000.00)	(1,339.95)	(219.90)		0.00	
PGC.AX - Paragon Care Limited			5,600.00	2,567.95	(5,600.00)	(2,567.95)	(459.90)		0.00	
PRU.AX - Perseus Mining Limited			1,820.00	3,323.25	(1,820.00)	(3,323.25)	(604.10)		0.00	
PGF.AX - Pm Capital Global Opportunities Fund Limited			1,800.00	3,142.95	(1,800.00)	(3,142.95)	(192.90)		0.00	
PMV.AX - Premier Investments Limited			174.00	5,605.35	(174.00)	(5,605.35)	(843.78)		0.00	
PRT.AX - PRT Company Limited			2,900.00	1,295.95	(2,900.00)	(1,295.95)	(68.90)		0.00	
PTB.AX - PTB Group Limited			2,000.00	2,619.95	(2,000.00)	(2,619.95)	(429.90)		0.00	
PWH.AX - Pwr Holdings Limited			200.00	2,059.95	(200.00)	(2,059.95)	(325.90)		0.00	
RDY.AX - Readytech Holdings Limited			770.00	2,984.45	(770.00)	(2,984.45)	(613.55)		0.00	
RED.AX - RED 5 Limited			8,900.00	2,556.45	(8,900.00)	(2,556.45)	(351.40)		0.00	
RHI.AX - Red Hill Iron Limited			560.00	2,467.15	(560.00)	(2,467.15)	(639.10)		0.00	

Peter Milton Super Fund

# Investment Movement Report

As at 30 June 2022

Investment	Opening Balance		Additions		Disposals			Closing Balance		
	Units	Cost	Units	Cost	Units	Cost	Accounting Profit/(Loss)	Units	Cost	Market Value
RHY.AX - Rhythm Biosciences Limited			1,000.00	1,716.95	(1,000.00)	(1,716.95)	(386.90)			0.00
RIC.AX - Ridley Corporation Limited			2,700.00	4,474.95	(2,700.00)	(4,474.95)	(255.90)			0.00
SMI.AX - Santana Minerals Limited			3,000.00	1,444.95	(3,000.00)	(1,444.95)	545.10			0.00
SWM.AX - Seven West Media Limited			2,340.00	1,611.15	(2,340.00)	(1,611.15)	(180.30)			0.00
SXL.AX - Southern Cross Media Group Limited			2,170.00	5,097.75	(2,170.00)	(5,097.75)	(1,200.85)			0.00
SRG.AX - SRG Global Limited			4,600.00	2,888.45	(4,600.00)	(2,888.45)	(263.40)			0.00
SMR.AX - Stanmore Coal Limited - Ordinary Fully Paid			430.00	1,150.85	(430.00)	(1,150.85)	(283.65)			0.00
STA.AX - Strandline Resources Limited - Ordinary Fully Paid (Gunson Resources)			3,000.00	1,444.95	(3,000.00)	(1,444.95)	(384.90)			0.00
SRL.AX - Sunrise Energy Metals Limited			940.00	2,369.95	(940.00)	(2,369.95)	101.10			0.00
SLC.AX - Superloop Limited			1,860.00	2,372.85	(1,860.00)	(2,372.85)	(407.25)			0.00
TMT.AX - Technology Metals Australia Limited			2,200.00	1,339.95	(2,200.00)	(1,339.95)	(535.95)			0.00
TER.AX - Terracom Limited			7,500.00	1,969.95	(7,500.00)	(1,969.95)	2,360.10			0.00

Peter Milton Super Fund

# Investment Movement Report

As at 30 June 2022

Investment	Opening Balance		Additions		Disposals			Closing Balance		Market Value
	Units	Cost	Units	Cost	Units	Cost	Accounting Profit/(Loss)	Units	Cost	
TGF.AX - Tribeca Global Natural Resources Limited			840.00	2,472.75	(840.00)	(2,472.75)	(300.30)		0.00	
WIC.AX - Westoz Investment Company Limited			1,800.00	2,557.95	(1,800.00)	(2,557.95)	77.10		0.00	
XF1.AX - Xref Limited			2,300.00	1,698.95	(2,300.00)	(1,698.95)	(246.90)		0.00	
ZEL.AX - Z Energy Limited.			1,000.00	3,509.95	(1,000.00)	(3,509.95)	(79.68)		0.00	
				<b>208,475.76</b>		<b>(205,829.81)</b>	<b>(20,696.88)</b>		<b>2,645.95</b>	<b>4,152.00</b>
<b>Stapled Securities</b>										
ARF.AX2 - Arena Reit.			1,500.00	7,024.95	(1,500.00)	(7,024.95)	(69.90)		0.00	
HPI.AX2 - Hotel Property Investments			600.00	2,329.95	(600.00)	(2,329.95)	(295.23)		0.00	
				<b>9,354.90</b>		<b>(9,354.90)</b>	<b>(365.13)</b>		<b>0.00</b>	
	<b>388,596.56</b>			<b>485,379.58</b>		<b>(514,826.73)</b>	<b>(21,062.01)</b>		<b>359,149.41</b>	<b>360,655.46</b>



# Financial Year Summary

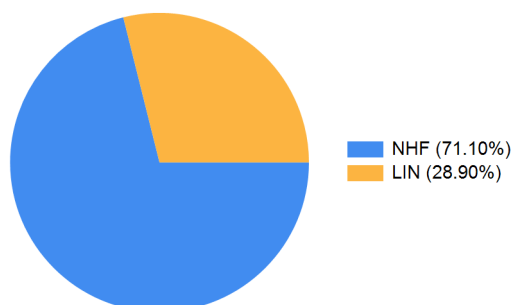
1 JULY 2021 - 30 JUNE 2022



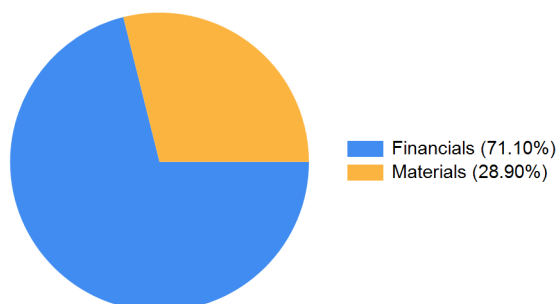
Portfolio Valuation	Account Number	Account Name	Value as at 30 June 2022
Shares	4203672	MR PETER FRANK MILTON + MRS SUZANNE JOY SIM <PETER MILTON SUPER FUND A/C>	\$4,152.00
CDIA	11194095	PETER MILTON SUPER FUND	\$123,442.90
<b>TOTAL PORTFOLIO VALUE</b>			<b>\$127,594.90</b>

## Allocation as at 30 June 2022

### Shares in your portfolio



### Sectors in your portfolio



## Estimated Interest & Dividends 2021-2022 Financial Year

Est. Franked Dividends	\$965.18
Est. Unfranked Dividends	\$800.25
Est. Franking Credits	\$413.62
Est. Interest Received from Interest Rate Securities	\$0.00
<b>TOTAL INCOME</b>	<b>\$1,765.43</b>

## Fees & Charges 2021-2022 Financial Year

Total Brokerage (inc. GST)	\$3,212.05
Total Subscriptions (inc. GST)	\$0.00
Other Fees (inc. GST)	\$0.00
<b>TOTAL FEES &amp; CHARGES</b>	<b>\$3,212.05</b>

# Financial Year Summary

1 JULY 2021 - 30 JUNE 2022



This statement only provides information for CDIA accounts that have been designated as the settlement account for your Commonwealth Securities Limited Share Trading account as at 30 June. Please refer to NetBank for interest income from all other CBA accounts.

The interest shown is net of any non-resident or TFN withholding tax (if applicable). Please refer to Netbank for bank fees paid on your designated CDIA settlement account in the financial year.

The total brokerage outlined does not include any rebates you may have received over the financial year. Refer to your transaction statement records for this information.

This report only includes an estimate of dividends paid for holdings held with Commonwealth Securities Limited as at the ex-dividend date. For instance, any dividends paid prior to holdings being transferred to Commonwealth Securities Limited are not included.

This statement is an estimated summary document only and it is not intended to replace any document which contains information that may be required for taxation purposes. You should therefore refer to your CHESSE statements, dividend statements, confirmation contract notes and other investment or bank account statements for your records in this regard. This statement may not include information on accounts which have been closed, switched product type, transferred Holder Identification Number (HIN), or switched Participant Identification Number (PID) during the financial year.

This statement is issued by Commonwealth Securities Limited ABN 60 067 254 399 AFSL 238814, a market participant of ASX and Cboe Australia Pty Ltd (formerly Chi-X Australia Pty Limited), a clearing participant of ASX Clear Pty Limited and a settlement participant of ASX Settlement Pty Limited. Commonwealth Securities Limited is a wholly owned but non-guaranteed subsidiary of the Commonwealth Bank of Australia ABN 48 123 123 124 AFSL 234945 ("CBA"). Information contained in this statement is believed to be accurate at the time the statement is generated. CBA and its subsidiaries do not accept any liability for any errors or omissions contained in this statement, or any responsibility for any action taken in reliance on this statement. This document contains general information only and does not take into account your individual objectives, financial and taxation situations or needs. Before acting on the information, consider the appropriateness of your own objectives, needs, financial and taxation situation and, if necessary, seek appropriate independent financial and taxation advice. CBA is not a registered tax (financial) adviser under the Tax Agent Services Act 2009. If there are any errors in this statement, please contact us.

Address: Commonwealth Securities Limited, Locked Bag 22, Australia Square NSW 1215 | Phone: 13 15 19 | Website: [www.commsec.com.au](http://www.commsec.com.au)

If you are not satisfied with the service or advice you receive from us, you are entitled to complain. We have established procedures to ensure that all enquiries and complaints are properly dealt with. Please refer to our Financial Services Guide for more information. If an issue has not been resolved to your satisfaction, you can lodge a complaint with the Australian Financial Complaints Authority. AFCA provides fair and independent financial services complaint resolution that is free to consumers. Website: [www.afca.org.au](http://www.afca.org.au), Telephone: 1800 931 678 (free call), Email: [info@afca.org.au](mailto:info@afca.org.au), In writing to: Australian Financial Complaints Authority, GPO Box 3, Melbourne VIC 3001.

# Portfolio Valuation

30 JUNE 2022



SHARES - 4203672 - HIN 49534639

MR PETER FRANK MILTON + MRS SUZANNE JOY SIM <PETER MILTON SUPER FUND A/C>

Portfolio	Units	Unit Price	Portfolio Value	% of Portfolio
LIN - LINDIAN RESOURCES FPO (ORDINARY FULLY PAID)	10,000	\$0.1200	\$1,200.00	0.94%
NHF - NIB HOLDINGS LIMITED FPO (ORDINARY FULLY PAID)	400	\$7.3800	\$2,952.00	2.31%
		<b>Sub Total</b>	<b>\$4,152.00</b>	<b>3.25%</b>

Cash Accounts	Portfolio Value	% of Portfolio	
CDIA - 06716711194095	\$123,442.90	96.75%	
	<b>TOTAL</b>	<b>\$127,594.90</b>	<b>100.00%</b>

30 JUNE 2022

This statement only provides information for CDIA accounts that have been designated as the settlement account for your Commonwealth Securities Limited Share Trading account as at 30 June. Please refer to NetBank for interest income from all other CBA accounts.

The interest shown is net of any non-resident or TFN withholding tax (if applicable). Please refer to Netbank for bank fees paid on your designated CDIA settlement account in the financial year.

The total brokerage outlined does not include any rebates you may have received over the financial year. Refer to your transaction statement records for this information.

This report only includes an estimate of dividends paid for holdings held with Commonwealth Securities Limited as at the ex-dividend date. For instance, any dividends paid prior to holdings being transferred to Commonwealth Securities Limited are not included.

This statement is an estimated summary document only and it is not intended to replace any document which contains information that may be required for taxation purposes. You should therefore refer to your CHESS statements, dividend statements, confirmation contract notes and other investment or bank account statements for your records in this regard. This statement may not include information on accounts which have been closed, switched product type, transferred Holder Identification Number (HIN), or switched Participant Identification Number (PID) during the financial year.

This statement is issued by Commonwealth Securities Limited ABN 60 067 254 399 AFSL 238814, a market participant of ASX and Cboe Australia Pty Ltd (formerly Chi-X Australia Pty Limited), a clearing participant of ASX Clear Pty Limited and a settlement participant of ASX Settlement Pty Limited. Commonwealth Securities Limited is a wholly owned but non-guaranteed subsidiary of the Commonwealth Bank of Australia ABN 48 123 123 124 AFSL 234945 ("CBA"). Information contained in this statement is believed to be accurate at the time the statement is generated. CBA and its subsidiaries do not accept any liability for any errors or omissions contained in this statement, or any responsibility for any action taken in reliance on this statement. This document contains general information only and does not take into account your individual objectives, financial and taxation situations or needs. Before acting on the information, consider the appropriateness of your own objectives, needs, financial and taxation situation and, if necessary, seek appropriate independent financial and taxation advice. CBA is not a registered tax (financial) adviser under the Tax Agent Services Act 2009. If there are any errors in this statement, please contact us.

Address: Commonwealth Securities Limited, Locked Bag 22, Australia Square NSW 1215 | Phone: 13 15 19 | Website: [www.commsec.com.au](http://www.commsec.com.au)

If you are not satisfied with the service or advice you receive from us, you are entitled to complain. We have established procedures to ensure that all enquiries and complaints are properly dealt with. Please refer to our Financial Services Guide for more information. If an issue has not been resolved to your satisfaction, you can lodge a complaint with the Australian Financial Complaints Authority. AFCA provides fair and independent financial services complaint resolution that is free to consumers. Website: [www.afca.org.au](http://www.afca.org.au), Telephone: 1800 931 678 (free call), Email: [info@afca.org.au](mailto:info@afca.org.au), In writing to: Australian Financial Complaints Authority, GPO Box 3, Melbourne VIC 3001.

# Transaction Summary

1 JULY 2021 - 30 JUNE 2022



MR PETER FRANK MILTON + MRS SUZANNE JOY  
SIM <PETER MILTON SUPER FUND A/C>

SHARES - 4203672 - HIN 49534639

Total Buys and Sells	2021 - 2022 Financial Year
Total Buys (inc. Brokerage + GST)	\$217,830.66
Total Sells (inc. Brokerage + GST)	\$189,496.43

## ABB - AUSSIE BROADBAND FPO (ORDINARY FULLY PAID)

Date	Type	Quantity	Unit Price	Trade Value	Brokerage+GST	GST	CNote	Total Value
03-May-2022	Sell	-650	\$4.3257	-\$2,811.70	\$19.95	\$1.81	132826172	-\$2,791.75
31-Mar-2022	Buy	650	\$5.5000	\$3,575.00	\$19.95	\$1.81	131651316	\$3,594.95
<b>Sub Total</b>					<b>\$39.90</b>	<b>\$3.62</b>		<b>\$803.20</b>

## AMI - AURELIA METALS LTD FPO (ORDINARY FULLY PAID)

Date	Type	Quantity	Unit Price	Trade Value	Brokerage+GST	GST	CNote	Total Value
27-Apr-2022	Sell	-6,300	\$0.4450	-\$2,803.50	\$19.95	\$1.81	132601848	-\$2,783.55
23-Mar-2022	Buy	6,300	\$0.5000	\$3,150.00	\$19.95	\$1.81	131340312	\$3,169.95
<b>Sub Total</b>					<b>\$39.90</b>	<b>\$3.62</b>		<b>\$386.40</b>

## AND - ANSARADA GROUP LTD FPO (ORDINARY FULLY PAID)

Date	Type	Quantity	Unit Price	Trade Value	Brokerage+GST	GST	CNote	Total Value
24-Jan-2022	Sell	-720	\$1.8200	-\$1,310.40	\$19.95	\$1.81	129036909	-\$1,290.45
01-Nov-2021	Buy	720	\$2.2600	\$1,627.20	\$19.95	\$1.81	125708273	\$1,647.15
<b>Sub Total</b>					<b>\$39.90</b>	<b>\$3.62</b>		<b>\$356.70</b>

## ANG - AUSTIN ENGINEERING FPO (ORDINARY FULLY PAID)

Date	Type	Quantity	Unit Price	Trade Value	Brokerage+GST	GST	CNote	Total Value
26-Apr-2022	Sell	-6,340	\$0.2600	-\$1,648.40	\$19.95	\$1.81	132525847	-\$1,628.45
15-Feb-2022	Buy	6,340	\$0.3050	\$1,933.70	\$19.95	\$1.81	129945668	\$1,953.65
<b>Sub Total</b>					<b>\$39.90</b>	<b>\$3.62</b>		<b>\$325.20</b>

## ARF - ARENA REIT. STAPLED (FULLY PAID ORDINARY/UNITS STAPLED SECURITIES)

Date	Type	Quantity	Unit Price	Trade Value	Brokerage+GST	GST	CNote	Total Value
31-Jan-2022	Sell	-1,500	\$4.6500	-\$6,975.00	\$19.95	\$1.81	129357070	-\$6,955.05
24-Dec-2021	Buy	1,500	\$4.6700	\$7,005.00	\$19.95	\$1.81	127918856	\$7,024.95
<b>Sub Total</b>					<b>\$39.90</b>	<b>\$3.62</b>		<b>\$69.90</b>

## BBC - BNK BANK CORP LTD FPO (ORDINARY FULLY PAID)

Date	Type	Quantity	Unit Price	Trade Value	Brokerage+GST	GST	CNote	Total Value
04-May-2022	Sell	-1,800	\$1.1200	-\$2,016.00	\$19.95	\$1.81	132872500	-\$1,996.05

# Transaction Summary

1 JULY 2021 - 30 JUNE 2022



## BBC - BNK BANK CORP LTD FPO (ORDINARY FULLY PAID)

Date	Type	Quantity	Unit Price	Trade Value	Brokerage+GST	GST	CNote	Total Value
22-Dec-2021	Buy	1,800	\$1.2550	\$2,259.00	\$19.95	\$1.81	127840744	\$2,278.95
<b>Sub Total</b>					<b>\$39.90</b>	<b>\$3.62</b>		<b>\$282.90</b>

## BIS - BISALLOY STEEL FPO (ORDINARY FULLY PAID)

Date	Type	Quantity	Unit Price	Trade Value	Brokerage+GST	GST	CNote	Total Value
24-Jan-2022	Sell	-1,040	\$1.3700	-\$1,424.80	\$19.95	\$1.81	129037008	-\$1,404.85
02-Nov-2021	Buy	1,040	\$1.8300	\$1,903.20	\$19.95	\$1.81	125776636	\$1,923.15
<b>Sub Total</b>					<b>\$39.90</b>	<b>\$3.62</b>		<b>\$518.30</b>

## CAI - CALIDUS RESOURCES FPO (ORDINARY FULLY PAID)

Date	Type	Quantity	Unit Price	Trade Value	Brokerage+GST	GST	CNote	Total Value
11-May-2022	Sell	-2,250	\$.8600	-\$1,935.00	\$19.95	\$1.81	133184965	-\$1,915.05
21-Mar-2022	Buy	2,250	\$.9250	\$2,081.25	\$19.95	\$1.81	131258890	\$2,101.20
<b>Sub Total</b>					<b>\$39.90</b>	<b>\$3.62</b>		<b>\$186.15</b>

## CDD - CARDNO LIMITED FPO (ORDINARY FULLY PAID)

Date	Type	Quantity	Unit Price	Trade Value	Brokerage+GST	GST	CNote	Total Value
24-Dec-2021	Sell	-1,300	\$.2150	-\$279.50	\$10.00	\$0.91	127923039	-\$269.50
05-Nov-2021	Buy	1,300	\$1.5450	\$2,008.50	\$19.95	\$1.81	125977459	\$2,028.45
<b>Sub Total</b>					<b>\$29.95</b>	<b>\$2.72</b>		<b>\$1,758.95</b>

## COG - CONSOLIDATED OPS GP FPO (ORDINARY FULLY PAID)

Date	Type	Quantity	Unit Price	Trade Value	Brokerage+GST	GST	CNote	Total Value
15-Jun-2022	Sell	-2,400	\$1.4700	-\$3,528.00	\$19.95	\$1.81	134324995	-\$3,508.05
22-Mar-2022	Buy	2,400	\$1.5300	\$3,672.00	\$19.95	\$1.81	131294164	\$3,691.95
<b>Sub Total</b>					<b>\$39.90</b>	<b>\$3.62</b>		<b>\$183.90</b>

## COI - COMET RIDGE LIMITED FPO (ORDINARY FULLY PAID)

Date	Type	Quantity	Unit Price	Trade Value	Brokerage+GST	GST	CNote	Total Value
21-Jun-2022	Sell	-8,800	\$.1650	-\$1,452.00	\$19.95	\$1.81	134549696	-\$1,432.05
29-Mar-2022	Buy	8,800	\$.1800	\$1,584.00	\$19.95	\$1.81	131554605	\$1,603.95
<b>Sub Total</b>					<b>\$39.90</b>	<b>\$3.62</b>		<b>\$171.90</b>

## CTD - CORP TRAVEL LIMITED FPO (ORDINARY FULLY PAID)

Date	Type	Quantity	Unit Price	Trade Value	Brokerage+GST	GST	CNote	Total Value
09-May-2022	Sell	-100	\$22.3339	-\$2,233.39	\$19.95	\$1.81	133041792	-\$2,213.44
02-May-2022	Buy	100	\$26.1000	\$2,610.00	\$19.95	\$1.81	132763705	\$2,629.95

# Transaction Summary

1 JULY 2021 - 30 JUNE 2022



**Sub Total**                      **\$39.90**                      **\$3.62**                      **\$416.51**

## CXL - CALIX LIMITED FPO (ORDINARY FULLY PAID)

Date	Type	Quantity	Unit Price	Trade Value	Brokerage+GST	GST	CNote	Total Value
11-May-2022	Sell	-230	\$7.1000	-\$1,633.00	\$19.95	\$1.81	133184893	-\$1,613.05
24-Mar-2022	Buy	230	\$8.0300	\$1,846.90	\$19.95	\$1.81	131392036	\$1,866.85
				<b>Sub Total</b>	<b>\$39.90</b>	<b>\$3.62</b>		<b>\$253.80</b>

## DCN - DACIAN GOLD LTD FPO (ORDINARY FULLY PAID)

Date	Type	Quantity	Unit Price	Trade Value	Brokerage+GST	GST	CNote	Total Value
28-Apr-2022	Sell	-5,700	\$.2300	-\$1,311.00	\$19.95	\$1.81	132664436	-\$1,291.05
14-Apr-2022	Buy	5,700	\$.3050	\$1,738.50	\$19.95	\$1.81	132247390	\$1,758.45
				<b>Sub Total</b>	<b>\$39.90</b>	<b>\$3.62</b>		<b>\$467.40</b>

## EBO - EBOS GROUP LTD FPO NZ (ORDINARY FULLY PAID)

Date	Type	Quantity	Unit Price	Trade Value	Brokerage+GST	GST	CNote	Total Value
27-Jan-2022	Sell	-140	\$36.2000	-\$5,068.00	\$19.95	\$1.81	129252947	-\$5,048.05
24-Dec-2021	Buy	140	\$37.8000	\$5,292.00	\$19.95	\$1.81	127909814	\$5,311.95
				<b>Sub Total</b>	<b>\$39.90</b>	<b>\$3.62</b>		<b>\$263.90</b>

## EGG - ENERO GROUP LTD FPO (ORDINARY FULLY PAID)

Date	Type	Quantity	Unit Price	Trade Value	Brokerage+GST	GST	CNote	Total Value
24-Jan-2022	Sell	-560	\$3.4900	-\$1,954.40	\$19.95	\$1.81	129037222	-\$1,934.45
02-Nov-2021	Buy	560	\$3.9876	\$2,233.08	\$19.95	\$1.81	125775066	\$2,253.03
				<b>Sub Total</b>	<b>\$39.90</b>	<b>\$3.62</b>		<b>\$318.58</b>

## ELT - ELEMENTOS LIMITED FPO (ORDINARY FULLY PAID)

Date	Type	Quantity	Unit Price	Trade Value	Brokerage+GST	GST	CNote	Total Value
05-May-2022	Sell	-2,520	\$.7200	-\$1,814.40	\$19.95	\$1.81	132925155	-\$1,794.45
17-Mar-2022	Buy	2,520	\$.7550	\$1,902.60	\$19.95	\$1.81	131145882	\$1,922.55
				<b>Sub Total</b>	<b>\$39.90</b>	<b>\$3.62</b>		<b>\$128.10</b>

## EZL - EUROZ HARTLEYS GROUP FPO (ORDINARY FULLY PAID)

Date	Type	Quantity	Unit Price	Trade Value	Brokerage+GST	GST	CNote	Total Value
21-Jun-2022	Sell	-1,500	\$1.6600	-\$2,490.00	\$19.95	\$1.81	134549769	-\$2,470.05
07-Jun-2022	Buy	1,500	\$1.8050	\$2,707.50	\$19.95	\$1.81	134021142	\$2,727.45
				<b>Sub Total</b>	<b>\$39.90</b>	<b>\$3.62</b>		<b>\$257.40</b>

# Transaction Summary

1 JULY 2021 - 30 JUNE 2022



## GLN - GALAN LITHIUM LTD FPO (ORDINARY FULLY PAID)

Date	Type	Quantity	Unit Price	Trade Value	Brokerage+GST	GST	CNote	Total Value
27-Jan-2022	Sell	-1,070	\$1.5400	-\$1,647.80	\$19.95	\$1.81	129253337	-\$1,627.85
03-Nov-2021	Buy	1,070	\$1.6200	\$1,733.40	\$19.95	\$1.81	125837109	\$1,753.35
<b>Sub Total</b>					<b>\$39.90</b>	<b>\$3.62</b>		<b>\$125.50</b>

## GOR - GOLD ROAD RES LTD FPO (ORDINARY FULLY PAID)

Date	Type	Quantity	Unit Price	Trade Value	Brokerage+GST	GST	CNote	Total Value
27-Jan-2022	Sell	-1,750	\$1.3825	-\$2,419.38	\$19.95	\$1.81	129253162	-\$2,399.43
17-Nov-2021	Buy	1,750	\$1.6350	\$2,861.25	\$19.95	\$1.81	126462377	\$2,881.20
<b>Sub Total</b>					<b>\$39.90</b>	<b>\$3.62</b>		<b>\$481.77</b>

## GRR - GRANGE RESOURCES. FPO (ORDINARY FULLY PAID)

Date	Type	Quantity	Unit Price	Trade Value	Brokerage+GST	GST	CNote	Total Value
21-Jun-2022	Sell	-2,000	\$1.2400	-\$2,480.00	\$19.95	\$1.81	134550450	-\$2,460.05
11-Jan-2022	Buy	2,000	\$.8300	\$1,660.00	\$19.95	\$1.81	128356840	\$1,679.95
<b>Sub Total</b>					<b>\$39.90</b>	<b>\$3.62</b>		<b>-\$780.10</b>

## HFR - HIGHFIELD RES LTD FPO (ORDINARY FULLY PAID)

Date	Type	Quantity	Unit Price	Trade Value	Brokerage+GST	GST	CNote	Total Value
17-May-2022	Sell	-1,800	\$.9400	-\$1,692.00	\$19.95	\$1.81	133382804	-\$1,672.05
29-Mar-2022	Buy	1,800	\$1.0500	\$1,890.00	\$19.95	\$1.81	131549834	\$1,909.95
<b>Sub Total</b>					<b>\$39.90</b>	<b>\$3.62</b>		<b>\$237.90</b>

## HGO - HILLGROVE RES LTD FPO (ORDINARY FULLY PAID)

Date	Type	Quantity	Unit Price	Trade Value	Brokerage+GST	GST	CNote	Total Value
13-May-2022	Sell	-23,400	\$.0640	-\$1,497.60	\$19.95	\$1.81	133289405	-\$1,477.65
05-Apr-2022	Buy	23,400	\$.0780	\$1,825.20	\$19.95	\$1.81	131856202	\$1,845.15
<b>Sub Total</b>					<b>\$39.90</b>	<b>\$3.62</b>		<b>\$367.50</b>

## HPI - HOTEL PROPERTY STAPLED (FULLY PAID ORDINARY/UNITS STAPLED SECURITIES)

Date	Type	Quantity	Unit Price	Trade Value	Brokerage+GST	GST	CNote	Total Value
10-May-2022	Sell	-600	\$3.4245	-\$2,054.67	\$19.95	\$1.81	133156394	-\$2,034.72
17-Mar-2022	Buy	600	\$3.8500	\$2,310.00	\$19.95	\$1.81	131147182	\$2,329.95
<b>Sub Total</b>					<b>\$39.90</b>	<b>\$3.62</b>		<b>\$295.23</b>

## HZN - HORIZON OIL LIMITED FPO (ORDINARY FULLY PAID)

Date	Type	Quantity	Unit Price	Trade Value	Brokerage+GST	GST	CNote	Total Value
15-Jun-2022	Sell	-23,700	\$.1250	-\$2,962.50	\$19.95	\$1.81	134326051	-\$2,942.55



# Transaction Summary

1 JULY 2021 - 30 JUNE 2022



## HZN - HORIZON OIL LIMITED FPO (ORDINARY FULLY PAID)

Date	Type	Quantity	Unit Price	Trade Value	Brokerage+GST	GST	CNote	Total Value
15-Feb-2022	Buy	23,700	\$.1150	\$2,725.50	\$19.95	\$1.81	129917019	\$2,745.45
<b>Sub Total</b>					<b>\$39.90</b>	<b>\$3.62</b>		<b>-\$197.10</b>

## HZR - HAZER GROUP LIMITED FPO (ORDINARY FULLY PAID)

Date	Type	Quantity	Unit Price	Trade Value	Brokerage+GST	GST	CNote	Total Value
24-Jan-2022	Sell	-1,140	\$.9745	-\$1,110.93	\$19.95	\$1.81	129038176	-\$1,090.98
05-Nov-2021	Buy	1,140	\$1.6450	\$1,875.30	\$19.95	\$1.81	125976659	\$1,895.25
<b>Sub Total</b>					<b>\$39.90</b>	<b>\$3.62</b>		<b>\$804.27</b>

## IGL - IVEGROUP FPO (ORDINARY FULLY PAID)

Date	Type	Quantity	Unit Price	Trade Value	Brokerage+GST	GST	CNote	Total Value
28-Apr-2022	Sell	-2,100	\$1.9300	-\$4,053.00	\$19.95	\$1.81	132665183	-\$4,033.05
10-Feb-2022	Buy	2,100	\$1.9200	\$4,032.00	\$19.95	\$1.81	129747773	\$4,051.95
<b>Sub Total</b>					<b>\$39.90</b>	<b>\$3.62</b>		<b>\$18.90</b>

## IHL - INCANNEX HEALTHCARE FPO (ORDINARY FULLY PAID)

Date	Type	Quantity	Unit Price	Trade Value	Brokerage+GST	GST	CNote	Total Value
25-Jan-2022	Sell	-2,500	\$.4400	-\$1,100.00	\$19.95	\$1.81	129149635	-\$1,080.05
15-Nov-2021	Buy	2,500	\$.5800	\$1,450.00	\$19.95	\$1.81	126338220	\$1,469.95
<b>Sub Total</b>					<b>\$39.90</b>	<b>\$3.62</b>		<b>\$389.90</b>

## IMA - IMAGE RESOURCES NL FPO (ORDINARY FULLY PAID)

Date	Type	Quantity	Unit Price	Trade Value	Brokerage+GST	GST	CNote	Total Value
25-Jan-2022	Sell	-11,700	\$.2000	-\$2,340.00	\$19.95	\$1.81	129150024	-\$2,320.05
17-Nov-2021	Buy	11,700	\$.2250	\$2,632.50	\$19.95	\$1.81	126462162	\$2,652.45
<b>Sub Total</b>					<b>\$39.90</b>	<b>\$3.62</b>		<b>\$332.40</b>

## IMU - IMUGENE LIMITED FPO (ORDINARY FULLY PAID)

Date	Type	Quantity	Unit Price	Trade Value	Brokerage+GST	GST	CNote	Total Value
24-Jan-2022	Sell	-4,300	\$.3050	-\$1,311.50	\$19.95	\$1.81	129038078	-\$1,291.55
03-Nov-2021	Buy	4,300	\$.5500	\$2,365.00	\$19.95	\$1.81	125836041	\$2,384.95
<b>Sub Total</b>					<b>\$39.90</b>	<b>\$3.62</b>		<b>\$1,093.40</b>

## IVC - INVOCARE LIMITED FPO (ORDINARY FULLY PAID)

Date	Type	Quantity	Unit Price	Trade Value	Brokerage+GST	GST	CNote	Total Value
21-Mar-2022	Sell	-430	\$11.9100	-\$5,121.30	\$19.95	\$1.81	131244897	-\$5,101.35
24-Feb-2022	Buy	430	\$12.4000	\$5,332.00	\$19.95	\$1.81	130306573	\$5,351.95

# Transaction Summary

1 JULY 2021 - 30 JUNE 2022



**Sub Total**                      **\$39.90**                      **\$3.62**                      **\$250.60**

## IXR - IONIC RARE EARTHS FPO (ORDINARY FULLY PAID)

Date	Type	Quantity	Unit Price	Trade Value	Brokerage+GST	GST	CNote	Total Value
25-Feb-2022	Sell	-59,000	\$.0510	-\$3,009.00	\$19.95	\$1.81	130392067	-\$2,989.05
18-Nov-2021	Buy	59,000	\$.0450	\$2,655.00	\$19.95	\$1.81	126558449	\$2,674.95
<b>Sub Total</b>				<b>\$39.90</b>	<b>\$3.62</b>			<b>-\$314.10</b>

## JAN - JANISON EDU GROUP FPO (ORDINARY FULLY PAID)

Date	Type	Quantity	Unit Price	Trade Value	Brokerage+GST	GST	CNote	Total Value
17-Feb-2022	Sell	-2,110	\$1.2000	-\$2,532.00	\$19.95	\$1.81	130017962	-\$2,512.05
01-Nov-2021	Buy	2,110	\$1.2475	\$2,632.29	\$19.95	\$1.81	125708914	\$2,652.24
<b>Sub Total</b>				<b>\$39.90</b>	<b>\$3.62</b>			<b>\$140.19</b>

## JLG - JOHNS LYNG GROUP FPO (ORDINARY FULLY PAID)

Date	Type	Quantity	Unit Price	Trade Value	Brokerage+GST	GST	CNote	Total Value
28-Jan-2022	Sell	-790	\$7.3833	-\$5,832.80	\$19.95	\$1.81	129320713	-\$5,812.85
01-Nov-2021	Buy	790	\$6.7300	\$5,316.70	\$19.95	\$1.81	125706634	\$5,336.65
<b>Sub Total</b>				<b>\$39.90</b>	<b>\$3.62</b>			<b>-\$476.20</b>

## JRV - JERVOIS GLOBAL LTD FPO (ORDINARY FULLY PAID)

Date	Type	Quantity	Unit Price	Trade Value	Brokerage+GST	GST	CNote	Total Value
11-May-2022	Sell	-2,500	\$.7300	-\$1,825.00	\$19.95	\$1.81	133185767	-\$1,805.05
21-Mar-2022	Buy	2,500	\$.8500	\$2,125.00	\$19.95	\$1.81	131245065	\$2,144.95
<b>Sub Total</b>				<b>\$39.90</b>	<b>\$3.62</b>			<b>\$339.90</b>

## KAR - KAROON ENERGY LTD FPO (ORDINARY FULLY PAID)

Date	Type	Quantity	Unit Price	Trade Value	Brokerage+GST	GST	CNote	Total Value
24-Jan-2022	Sell	-1,360	\$1.8625	-\$2,533.00	\$19.95	\$1.81	129037377	-\$2,513.05
01-Nov-2021	Buy	1,360	\$1.8650	\$2,536.40	\$19.95	\$1.81	125708711	\$2,556.35
<b>Sub Total</b>				<b>\$39.90</b>	<b>\$3.62</b>			<b>\$43.30</b>

## KPG - KELLY PARTNERS GROUP FPO (ORDINARY FULLY PAID)

Date	Type	Quantity	Unit Price	Trade Value	Brokerage+GST	GST	CNote	Total Value
11-May-2022	Sell	-920	\$4.6000	-\$4,232.00	\$19.95	\$1.81	133186082	-\$4,212.05
24-Dec-2021	Buy	920	\$4.3253	\$3,979.25	\$19.95	\$1.81	127922662	\$3,999.20
<b>Sub Total</b>				<b>\$39.90</b>	<b>\$3.62</b>			<b>-\$212.85</b>

# Transaction Summary

1 JULY 2021 - 30 JUNE 2022



LIN - LINDIAN RESOURCES FPO (ORDINARY FULLY PAID)								
Date	Type	Quantity	Unit Price	Trade Value	Brokerage+GST	GST	CNote	Total Value
01-Jun-2022	Buy	10,000	\$0.0880	\$880.00	\$10.00	\$0.91	133857883	\$890.00
<b>Sub Total</b>					<b>\$10.00</b>	<b>\$0.91</b>		<b>\$890.00</b>

LOV - LOVISA HOLDINGS LTD FPO (ORDINARY FULLY PAID)								
Date	Type	Quantity	Unit Price	Trade Value	Brokerage+GST	GST	CNote	Total Value
24-Jan-2022	Sell	-150	\$17.3300	-\$2,599.50	\$19.95	\$1.81	129037458	-\$2,579.55
01-Nov-2021	Buy	150	\$21.5300	\$3,229.50	\$19.95	\$1.81	125709068	\$3,249.45
<b>Sub Total</b>					<b>\$39.90</b>	<b>\$3.62</b>		<b>\$669.90</b>

LPI - LITHIUM PWR INT LTD FPO (ORDINARY FULLY PAID)								
Date	Type	Quantity	Unit Price	Trade Value	Brokerage+GST	GST	CNote	Total Value
23-Feb-2022	Sell	-2,900	\$0.5350	-\$1,551.50	\$19.95	\$1.81	130254960	-\$1,531.55
11-Jan-2022	Buy	2,900	\$0.5800	\$1,682.00	\$19.95	\$1.81	128357011	\$1,701.95
<b>Sub Total</b>					<b>\$39.90</b>	<b>\$3.62</b>		<b>\$170.40</b>

MAD - MADER GROUP LIMITED FPO (ORDINARY FULLY PAID)								
Date	Type	Quantity	Unit Price	Trade Value	Brokerage+GST	GST	CNote	Total Value
24-Jan-2022	Sell	-900	\$1.9762	-\$1,778.56	\$19.95	\$1.81	129037530	-\$1,758.61
01-Nov-2021	Buy	900	\$1.9200	\$1,728.00	\$19.95	\$1.81	125707234	\$1,747.95
<b>Sub Total</b>					<b>\$39.90</b>	<b>\$3.62</b>		<b>-\$10.66</b>

MBH - MAGGIE BEER HOLDINGS FPO (ORDINARY FULLY PAID)								
Date	Type	Quantity	Unit Price	Trade Value	Brokerage+GST	GST	CNote	Total Value
14-Mar-2022	Sell	-5,150	\$0.5250	-\$2,703.75	\$19.95	\$1.81	131011768	-\$2,683.80
18-Feb-2022	Buy	5,150	\$0.6054	\$3,117.94	\$19.95	\$1.81	130113744	\$3,137.89
<b>Sub Total</b>					<b>\$39.90</b>	<b>\$3.62</b>		<b>\$454.09</b>

MCR - MINCOR RESOURCES NL FPO (ORDINARY FULLY PAID)								
Date	Type	Quantity	Unit Price	Trade Value	Brokerage+GST	GST	CNote	Total Value
11-May-2022	Sell	-2,020	\$2.0400	-\$4,120.80	\$19.95	\$1.81	133186026	-\$4,100.85
22-Dec-2021	Buy	2,020	\$1.5250	\$3,080.50	\$19.95	\$1.81	127836173	\$3,100.45
<b>Sub Total</b>					<b>\$39.90</b>	<b>\$3.62</b>		<b>-\$1,000.40</b>

MGX - MOUNT GIBSON IRON FPO (ORDINARY FULLY PAID)								
Date	Type	Quantity	Unit Price	Trade Value	Brokerage+GST	GST	CNote	Total Value
15-Jun-2022	Sell	-2,880	\$0.6050	-\$1,742.40	\$19.95	\$1.81	134326099	-\$1,722.45
06-May-2022	Buy	2,880	\$0.7100	\$2,044.80	\$19.95	\$1.81	132974580	\$2,064.75

# Transaction Summary

1 JULY 2021 - 30 JUNE 2022



<b>Sub Total</b>	<b>\$39.90</b>	<b>\$3.62</b>	<b>\$342.30</b>
------------------	----------------	---------------	-----------------

## MLX - METALS X LIMITED FPO (ORDINARY FULLY PAID)

Date	Type	Quantity	Unit Price	Trade Value	Brokerage+GST	GST	CNote	Total Value
10-May-2022	Sell	-3,500	\$5.5450	-\$1,907.50	\$19.95	\$1.81	133155716	-\$1,887.55
23-Mar-2022	Buy	3,500	\$6.7500	\$2,362.50	\$19.95	\$1.81	131342128	\$2,382.45
<b>Sub Total</b>				<b>\$39.90</b>	<b>\$3.62</b>	<b>\$494.90</b>		

## MMI - METRO MINING LTD FPO (ORDINARY FULLY PAID)

Date	Type	Quantity	Unit Price	Trade Value	Brokerage+GST	GST	CNote	Total Value
02-May-2022	Sell	-45,000	\$0.0280	-\$1,260.00	\$19.95	\$1.81	132764776	-\$1,240.05
12-Apr-2022	Buy	45,000	\$0.0380	\$1,710.00	\$19.95	\$1.81	132149539	\$1,729.95
<b>Sub Total</b>				<b>\$39.90</b>	<b>\$3.62</b>	<b>\$489.90</b>		

## MND - MONADELPHOUS GROUP FPO (ORDINARY FULLY PAID)

Date	Type	Quantity	Unit Price	Trade Value	Brokerage+GST	GST	CNote	Total Value
15-Jun-2022	Sell	-250	\$9.9200	-\$2,480.00	\$19.95	\$1.81	134334479	-\$2,460.05
06-Jun-2022	Buy	250	\$12.6000	\$3,150.00	\$19.95	\$1.81	133979675	\$3,169.95
<b>Sub Total</b>				<b>\$39.90</b>	<b>\$3.62</b>	<b>\$709.90</b>		

## MRM - MMAOFFSHOR FPO (ORDINARY FULLY PAID)

Date	Type	Quantity	Unit Price	Trade Value	Brokerage+GST	GST	CNote	Total Value
15-Jun-2022	Sell	-3,770	\$5.5400	-\$2,035.80	\$19.95	\$1.81	134326050	-\$2,015.85
10-Feb-2022	Buy	3,770	\$5.2000	\$1,960.40	\$19.95	\$1.81	129747777	\$1,980.35
<b>Sub Total</b>				<b>\$39.90</b>	<b>\$3.62</b>	<b>-\$35.50</b>		

## MSL - MSL SOLUTIONS LTD. FPO (ORDINARY FULLY PAID)

Date	Type	Quantity	Unit Price	Trade Value	Brokerage+GST	GST	CNote	Total Value
24-Jan-2022	Sell	-7,600	\$0.2200	-\$1,672.00	\$19.95	\$1.81	129038510	-\$1,652.05
18-Nov-2021	Buy	7,600	\$0.2700	\$2,052.00	\$19.95	\$1.81	126557799	\$2,071.95
<b>Sub Total</b>				<b>\$39.90</b>	<b>\$3.62</b>	<b>\$419.90</b>		

## NCK - NICK SCALI LIMITED FPO (ORDINARY FULLY PAID)

Date	Type	Quantity	Unit Price	Trade Value	Brokerage+GST	GST	CNote	Total Value
24-Jan-2022	Sell	-220	\$13.4010	-\$2,948.23	\$19.95	\$1.81	129037619	-\$2,928.28
01-Nov-2021	Buy	220	\$14.9600	\$3,291.20	\$19.95	\$1.81	125709816	\$3,311.15
<b>Sub Total</b>				<b>\$39.90</b>	<b>\$3.62</b>	<b>\$382.87</b>		

# Transaction Summary

1 JULY 2021 - 30 JUNE 2022



## NEU - NEUREN PHARMACEUT. FPO NZ (ORDINARY FULLY PAID)

Date	Type	Quantity	Unit Price	Trade Value	Brokerage+GST	GST	CNote	Total Value
05-May-2022	Sell	-470	\$3.7000	-\$1,739.00	\$19.95	\$1.81	132926914	-\$1,719.05
18-Mar-2022	Buy	470	\$4.5000	\$2,115.00	\$19.95	\$1.81	131197488	\$2,134.95
<b>Sub Total</b>					<b>\$39.90</b>	<b>\$3.62</b>		<b>\$415.90</b>

## NEW - NEW ENERGY SOLAR FPO (ORDINARY FULLY PAID)

Date	Type	Quantity	Unit Price	Trade Value	Brokerage+GST	GST	CNote	Total Value
30-Mar-2022	Sell	-5,560	\$.8550	-\$4,753.80	\$19.95	\$1.81	131601190	-\$4,733.85
22-Feb-2022	Buy	5,560	\$.9100	\$5,059.60	\$19.95	\$1.81	130184253	\$5,079.55
<b>Sub Total</b>					<b>\$39.90</b>	<b>\$3.62</b>		<b>\$345.70</b>

## NHF - NIB HOLDINGS LIMITED FPO (ORDINARY FULLY PAID)

Date	Type	Quantity	Unit Price	Trade Value	Brokerage+GST	GST	CNote	Total Value
02-Jun-2022	Buy	400	\$7.3300	\$2,932.00	\$19.95	\$1.81	133895257	\$2,951.95
<b>Sub Total</b>					<b>\$19.95</b>	<b>\$1.81</b>		<b>\$2,951.95</b>

## NUF - NUFARM LIMITED FPO (ORDINARY FULLY PAID)

Date	Type	Quantity	Unit Price	Trade Value	Brokerage+GST	GST	CNote	Total Value
25-May-2022	Sell	-460	\$5.0800	-\$2,336.80	\$19.95	\$1.81	133636071	-\$2,316.85
10-Feb-2022	Buy	460	\$5.7200	\$2,631.20	\$19.95	\$1.81	129749373	\$2,651.15
<b>Sub Total</b>					<b>\$39.90</b>	<b>\$3.62</b>		<b>\$334.30</b>

## NWH - NRW HOLDINGS LIMITED FPO (ORDINARY FULLY PAID)

Date	Type	Quantity	Unit Price	Trade Value	Brokerage+GST	GST	CNote	Total Value
28-Apr-2022	Sell	-970	\$1.9100	-\$1,852.70	\$19.95	\$1.81	132666152	-\$1,832.75
24-Feb-2022	Buy	970	\$2.1700	\$2,104.90	\$19.95	\$1.81	130307395	\$2,124.85
<b>Sub Total</b>					<b>\$39.90</b>	<b>\$3.62</b>		<b>\$292.10</b>

## OFX - OFX GROUP LTD FPO (ORDINARY FULLY PAID)

Date	Type	Quantity	Unit Price	Trade Value	Brokerage+GST	GST	CNote	Total Value
08-Jun-2022	Sell	-1,000	\$2.1750	-\$2,175.00	\$19.95	\$1.81	134084452	-\$2,155.05
18-Mar-2022	Buy	1,000	\$2.4400	\$2,440.00	\$19.95	\$1.81	131197361	\$2,459.95
<b>Sub Total</b>					<b>\$39.90</b>	<b>\$3.62</b>		<b>\$304.90</b>

## PGC - PARAGON CARE LIMITED FPO (ORDINARY FULLY PAID)

Date	Type	Quantity	Unit Price	Trade Value	Brokerage+GST	GST	CNote	Total Value
11-Apr-2022	Sell	-5,600	\$.3800	-\$2,128.00	\$19.95	\$1.81	132095105	-\$2,108.05
21-Mar-2022	Buy	5,600	\$.4550	\$2,548.00	\$19.95	\$1.81	131281850	\$2,567.95

# Transaction Summary

1 JULY 2021 - 30 JUNE 2022



<b>Sub Total</b>	<b>\$39.90</b>	<b>\$3.62</b>	<b>\$459.90</b>
------------------	----------------	---------------	-----------------

## PGF - PM CAPITAL FUND FPO (ORDINARY FULLY PAID)

Date	Type	Quantity	Unit Price	Trade Value	Brokerage+GST	GST	CNote	Total Value
28-Apr-2022	Sell	-1,800	\$1.6500	-\$2,970.00	\$19.95	\$1.81	132666143	-\$2,950.05
21-Mar-2022	Buy	1,800	\$1.7350	\$3,123.00	\$19.95	\$1.81	131265835	\$3,142.95
<b>Sub Total</b>					<b>\$39.90</b>	<b>\$3.62</b>		<b>\$192.90</b>

## PMV - PREMIER INVESTMENTS FPO (ORDINARY FULLY PAID)

Date	Type	Quantity	Unit Price	Trade Value	Brokerage+GST	GST	CNote	Total Value
24-Jan-2022	Sell	-174	\$27.4800	-\$4,781.52	\$19.95	\$1.81	129038294	-\$4,761.57
05-Nov-2021	Buy	174	\$32.1000	\$5,585.40	\$19.95	\$1.81	125975871	\$5,605.35
<b>Sub Total</b>					<b>\$39.90</b>	<b>\$3.62</b>		<b>\$843.78</b>

## PNR - PANTORO LIMITED FPO (ORDINARY FULLY PAID)

Date	Type	Quantity	Unit Price	Trade Value	Brokerage+GST	GST	CNote	Total Value
28-Jan-2022	Sell	-4,000	\$.2850	-\$1,140.00	\$19.95	\$1.81	129320948	-\$1,120.05
18-Nov-2021	Buy	4,000	\$.3300	\$1,320.00	\$19.95	\$1.81	126555575	\$1,339.95
<b>Sub Total</b>					<b>\$39.90</b>	<b>\$3.62</b>		<b>\$219.90</b>

## PRT - PRIME MEDIA GRP LTD FPO (ORDINARY FULLY PAID)

Date	Type	Quantity	Unit Price	Trade Value	Brokerage+GST	GST	CNote	Total Value
09-Dec-2021	Sell	-2,900	\$.4300	-\$1,247.00	\$19.95	\$1.81	127452581	-\$1,227.05
15-Nov-2021	Buy	2,900	\$.4400	\$1,276.00	\$19.95	\$1.81	126334242	\$1,295.95
<b>Sub Total</b>					<b>\$39.90</b>	<b>\$3.62</b>		<b>\$68.90</b>

## PRU - PERSEUS MINING LTD FPO (ORDINARY FULLY PAID)

Date	Type	Quantity	Unit Price	Trade Value	Brokerage+GST	GST	CNote	Total Value
24-Jan-2022	Sell	-1,820	\$1.5050	-\$2,739.10	\$19.95	\$1.81	129038377	-\$2,719.15
17-Nov-2021	Buy	1,820	\$1.8150	\$3,303.30	\$19.95	\$1.81	126463967	\$3,323.25
<b>Sub Total</b>					<b>\$39.90</b>	<b>\$3.62</b>		<b>\$604.10</b>

## PTB - PTB GROUP LIMITED FPO (ORDINARY FULLY PAID)

Date	Type	Quantity	Unit Price	Trade Value	Brokerage+GST	GST	CNote	Total Value
14-Mar-2022	Sell	-2,000	\$1.1050	-\$2,210.00	\$19.95	\$1.81	131004024	-\$2,190.05
10-Feb-2022	Buy	2,000	\$1.3000	\$2,600.00	\$19.95	\$1.81	129749204	\$2,619.95
<b>Sub Total</b>					<b>\$39.90</b>	<b>\$3.62</b>		<b>\$429.90</b>

# Transaction Summary

1 JULY 2021 - 30 JUNE 2022



PWH - PWR HOLDINGS LIMITED FPO (ORDINARY FULLY PAID)								
Date	Type	Quantity	Unit Price	Trade Value	Brokerage+GST	GST	CNote	Total Value
11-May-2022	Sell	-200	\$8.7700	-\$1,754.00	\$19.95	\$1.81	133186797	-\$1,734.05
02-May-2022	Buy	200	\$10.2000	\$2,040.00	\$19.95	\$1.81	132766876	\$2,059.95
<b>Sub Total</b>					<b>\$39.90</b>	<b>\$3.62</b>		<b>\$325.90</b>

RDY - READYTECH HOLDINGS FPO (ORDINARY FULLY PAID)								
Date	Type	Quantity	Unit Price	Trade Value	Brokerage+GST	GST	CNote	Total Value
24-Jan-2022	Sell	-770	\$3.1050	-\$2,390.85	\$19.95	\$1.81	129037698	-\$2,370.90
01-Nov-2021	Buy	770	\$3.8500	\$2,964.50	\$19.95	\$1.81	125709663	\$2,984.45
<b>Sub Total</b>					<b>\$39.90</b>	<b>\$3.62</b>		<b>\$613.55</b>

RED - RED 5 LIMITED FPO (ORDINARY FULLY PAID)								
Date	Type	Quantity	Unit Price	Trade Value	Brokerage+GST	GST	CNote	Total Value
28-Jan-2022	Sell	-8,900	\$.2500	-\$2,225.00	\$19.95	\$1.81	129320774	-\$2,205.05
17-Nov-2021	Buy	8,900	\$.2850	\$2,536.50	\$19.95	\$1.81	126463715	\$2,556.45
<b>Sub Total</b>					<b>\$39.90</b>	<b>\$3.62</b>		<b>\$351.40</b>

RHI - RED HILL IRON FPO (ORDINARY FULLY PAID)								
Date	Type	Quantity	Unit Price	Trade Value	Brokerage+GST	GST	CNote	Total Value
31-May-2022	Sell	-560	\$3.3000	-\$1,848.00	\$19.95	\$1.81	133800027	-\$1,828.05
06-May-2022	Buy	560	\$4.3700	\$2,447.20	\$19.95	\$1.81	132996367	\$2,467.15
<b>Sub Total</b>					<b>\$39.90</b>	<b>\$3.62</b>		<b>\$639.10</b>

RHY - RHYTHM BIOSCIENCES FPO (ORDINARY FULLY PAID)								
Date	Type	Quantity	Unit Price	Trade Value	Brokerage+GST	GST	CNote	Total Value
24-Jan-2022	Sell	-1,000	\$1.3500	-\$1,350.00	\$19.95	\$1.81	129037836	-\$1,330.05
02-Nov-2021	Buy	1,000	\$1.6970	\$1,697.00	\$19.95	\$1.81	125775979	\$1,716.95
<b>Sub Total</b>					<b>\$39.90</b>	<b>\$3.62</b>		<b>\$386.90</b>

RIC - RIDLEY CORPORATION FPO (ORDINARY FULLY PAID)								
Date	Type	Quantity	Unit Price	Trade Value	Brokerage+GST	GST	CNote	Total Value
13-May-2022	Sell	-2,700	\$1.5700	-\$4,239.00	\$19.95	\$1.81	133290413	-\$4,219.05
22-Mar-2022	Buy	2,700	\$1.6500	\$4,455.00	\$19.95	\$1.81	131295866	\$4,474.95
<b>Sub Total</b>					<b>\$39.90</b>	<b>\$3.62</b>		<b>\$255.90</b>

SLC - SUPERLOOP LIMITED FPO (ORDINARY FULLY PAID)								
Date	Type	Quantity	Unit Price	Trade Value	Brokerage+GST	GST	CNote	Total Value
25-Jan-2022	Sell	-1,860	\$1.0675	-\$1,985.55	\$19.95	\$1.81	129150375	-\$1,965.60

# Transaction Summary

1 JULY 2021 - 30 JUNE 2022



## SLC - SUPERLOOP LIMITED FPO (ORDINARY FULLY PAID)

Date	Type	Quantity	Unit Price	Trade Value	Brokerage+GST	GST	CNote	Total Value
01-Nov-2021	Buy	1,860	\$1.2650	\$2,352.90	\$19.95	\$1.81	125708557	\$2,372.85
<b>Sub Total</b>					<b>\$39.90</b>	<b>\$3.62</b>		<b>\$407.25</b>

## SMI - SANTANA MINERALS LTD FPO (ORDINARY FULLY PAID)

Date	Type	Quantity	Unit Price	Trade Value	Brokerage+GST	GST	CNote	Total Value
15-Jun-2022	Sell	-3,000	\$.6700	-\$2,010.00	\$19.95	\$1.81	134328396	-\$1,990.05
21-Feb-2022	Buy	3,000	\$.4750	\$1,425.00	\$19.95	\$1.81	130127944	\$1,444.95
<b>Sub Total</b>					<b>\$39.90</b>	<b>\$3.62</b>		<b>-\$545.10</b>

## SMR - STANMORE RESOURCES FPO (ORDINARY FULLY PAID)

Date	Type	Quantity	Unit Price	Trade Value	Brokerage+GST	GST	CNote	Total Value
16-Jun-2022	Sell	-430	\$2.0400	-\$877.20	\$10.00	\$0.91	134388366	-\$867.20
06-May-2022	Buy	430	\$2.6300	\$1,130.90	\$19.95	\$1.81	132979941	\$1,150.85
<b>Sub Total</b>					<b>\$29.95</b>	<b>\$2.72</b>		<b>\$283.65</b>

## SRG - SRG GLOBAL LTD FPO (ORDINARY FULLY PAID)

Date	Type	Quantity	Unit Price	Trade Value	Brokerage+GST	GST	CNote	Total Value
11-May-2022	Sell	-4,600	\$.5750	-\$2,645.00	\$19.95	\$1.81	133187904	-\$2,625.05
24-Mar-2022	Buy	4,600	\$.6236	\$2,868.50	\$19.95	\$1.81	131434992	\$2,888.45
<b>Sub Total</b>					<b>\$39.90</b>	<b>\$3.62</b>		<b>\$263.40</b>

## SRL - SUNRISE FPO (ORDINARY FULLY PAID)

Date	Type	Quantity	Unit Price	Trade Value	Brokerage+GST	GST	CNote	Total Value
16-Jun-2022	Sell	-940	\$2.6500	-\$2,491.00	\$19.95	\$1.81	134388504	-\$2,471.05
22-Mar-2022	Buy	940	\$2.5000	\$2,350.00	\$19.95	\$1.81	131297293	\$2,369.95
<b>Sub Total</b>					<b>\$39.90</b>	<b>\$3.62</b>		<b>-\$101.10</b>

## STA - STRANDLINE RES LTD FPO (ORDINARY FULLY PAID)

Date	Type	Quantity	Unit Price	Trade Value	Brokerage+GST	GST	CNote	Total Value
13-May-2022	Sell	-3,000	\$.3600	-\$1,080.00	\$19.95	\$1.81	133291237	-\$1,060.05
29-Mar-2022	Buy	3,000	\$.4750	\$1,425.00	\$19.95	\$1.81	131552245	\$1,444.95
<b>Sub Total</b>					<b>\$39.90</b>	<b>\$3.62</b>		<b>\$384.90</b>

## SWM - SEVEN WEST MEDIA LTD FPO (ORDINARY FULLY PAID)

Date	Type	Quantity	Unit Price	Trade Value	Brokerage+GST	GST	CNote	Total Value
23-Feb-2022	Sell	-2,340	\$.6200	-\$1,450.80	\$19.95	\$1.81	130258132	-\$1,430.85
15-Nov-2021	Buy	2,340	\$.6800	\$1,591.20	\$19.95	\$1.81	126336926	\$1,611.15



# Transaction Summary

1 JULY 2021 - 30 JUNE 2022



<b>Sub Total</b>	<b>\$39.90</b>	<b>\$3.62</b>	<b>\$180.30</b>
------------------	----------------	---------------	-----------------

## SXL - STHN CROSS MEDIA FPO (ORDINARY FULLY PAID)

Date	Type	Quantity	Unit Price	Trade Value	Brokerage+GST	GST	CNote	Total Value
24-Jan-2022	Sell	-2,170	\$1.8050	-\$3,916.85	\$19.95	\$1.81	129037969	-\$3,896.90
02-Nov-2021	Buy	2,170	\$2.3400	\$5,077.80	\$19.95	\$1.81	125774118	\$5,097.75
<b>Sub Total</b>					<b>\$39.90</b>	<b>\$3.62</b>		<b>\$1,200.85</b>

## TER - TERRACOM LTD FPO (ORDINARY FULLY PAID)

Date	Type	Quantity	Unit Price	Trade Value	Brokerage+GST	GST	CNote	Total Value
22-Jun-2022	Sell	-7,500	\$.5800	-\$4,350.00	\$19.95	\$1.81	134596396	-\$4,330.05
10-Feb-2022	Buy	7,500	\$.2600	\$1,950.00	\$19.95	\$1.81	129750218	\$1,969.95
<b>Sub Total</b>					<b>\$39.90</b>	<b>\$3.62</b>		<b>-\$2,360.10</b>

## TGF - TRIBECA GLOBAL FPO (ORDINARY FULLY PAID)

Date	Type	Quantity	Unit Price	Trade Value	Brokerage+GST	GST	CNote	Total Value
10-May-2022	Sell	-840	\$2.6100	-\$2,192.40	\$19.95	\$1.81	133157044	-\$2,172.45
22-Mar-2022	Buy	840	\$2.9200	\$2,452.80	\$19.95	\$1.81	131302013	\$2,472.75
<b>Sub Total</b>					<b>\$39.90</b>	<b>\$3.62</b>		<b>\$300.30</b>

## TMT - TECHNOLOGY METALS FPO (ORDINARY FULLY PAID)

Date	Type	Quantity	Unit Price	Trade Value	Brokerage+GST	GST	CNote	Total Value
10-May-2022	Sell	-2,200	\$.3700	-\$814.00	\$10.00	\$0.91	133140459	-\$804.00
04-Apr-2022	Buy	2,200	\$.6000	\$1,320.00	\$19.95	\$1.81	131788052	\$1,339.95
<b>Sub Total</b>					<b>\$29.95</b>	<b>\$2.72</b>		<b>\$535.95</b>

## WIC - WESTOZ INV LTD FPO (ORDINARY FULLY PAID)

Date	Type	Quantity	Unit Price	Trade Value	Brokerage+GST	GST	CNote	Total Value
04-Apr-2022	Sell	-1,800	\$1.4750	-\$2,655.00	\$19.95	\$1.81	131846045	-\$2,635.05
21-Mar-2022	Buy	1,800	\$1.4100	\$2,538.00	\$19.95	\$1.81	131247243	\$2,557.95
<b>Sub Total</b>					<b>\$39.90</b>	<b>\$3.62</b>		<b>-\$77.10</b>

## XF1 - XREF LIMITED FPO NZ (ORDINARY FULLY PAID)

Date	Type	Quantity	Unit Price	Trade Value	Brokerage+GST	GST	CNote	Total Value
17-Feb-2022	Sell	-2,300	\$.6400	-\$1,472.00	\$19.95	\$1.81	130020391	-\$1,452.05
01-Nov-2021	Buy	2,300	\$.7300	\$1,679.00	\$19.95	\$1.81	125706776	\$1,698.95
<b>Sub Total</b>					<b>\$39.90</b>	<b>\$3.62</b>		<b>\$246.90</b>

# Transaction Summary

1 JULY 2021 - 30 JUNE 2022



ZEL - Z ENERGY LTD. FPO NZX (ORDINARY FULLY PAID FOREIGN EXEMPT NZX)								
Date	Type	Quantity	Unit Price	Trade Value	Brokerage+GST	GST	CNote	Total Value
18-Mar-2022	Buy	1,000	\$3.4900	\$3,490.00	\$19.95	\$1.81	131198839	\$3,509.95
<b>Sub Total</b>					<b>\$19.95</b>	<b>\$1.81</b>		<b>\$3,509.95</b>

# Transaction Summary

1 JULY 2021 - 30 JUNE 2022



The transaction summary is only able to display information available to Commonwealth Securities Limited. Certain transactions may not be displayed, including but not limited to transactions made off market such as Initial Public Offerings (IPOs) and Delivery vs Payment Settlements (DvP). Transactions regarding corporate actions or stock transfers are not included and can be found on your statements as issued by the company or the share registry. Transactions for Issuer Sponsored holdings placed outside of this account are not included in this summary. Links to some of the key share registries can be found below:

Computershare (<http://www.computershare.com/au/Pages/default.aspx>)  
Link Market Services (<https://investorcentre.linkmarketservices.com.au/Login.aspx/Login>)  
Boardroom Limited (<https://boardroomlimited.com.au>)  
Security Transfer Registrars (<https://www.securitytransfer.com.au>)  
Advanced Share Registry Services (<http://www.advancedshare.com.au/Home.aspx>)

The total brokerage outlined does not include any rebates you may have received over the financial year. Refer to your transaction statement records for this information.

This report only includes an estimate of dividends paid for holdings held with Commonwealth Securities Limited as at the ex-dividend date. For instance, any dividends paid prior to holdings being transferred to Commonwealth Securities Limited are not included.

This statement is an estimated summary document only and it is not intended to replace any document which contains information that may be required for taxation purposes. You should therefore refer to your CHESS statements, dividend statements, confirmation contract notes and other investment or bank account statements for your records in this regard. This statement may not include information on accounts which have been closed, switched product type, transferred Holder Identification Number (HIN), or switched Participant Identification Number (PID) during the financial year.

This statement is issued by Commonwealth Securities Limited ABN 60 067 254 399 AFSL 238814, a market participant of ASX and Cboe Australia Pty Ltd (formerly Chi-X Australia Pty Limited), a clearing participant of ASX Clear Pty Limited and a settlement participant of ASX Settlement Pty Limited. Commonwealth Securities Limited is a wholly owned but non-guaranteed subsidiary of the Commonwealth Bank of Australia ABN 48 123 123 124 AFSL 234945 ("CBA"). Information contained in this statement is believed to be accurate at the time the statement is generated. CBA and its subsidiaries do not accept any liability for any errors or omissions contained in this statement, or any responsibility for any action taken in reliance on this statement. This document contains general information only and does not take into account your individual objectives, financial and taxation situations or needs. Before acting on the information, consider the appropriateness of your own objectives, needs, financial and taxation situation and, if necessary, seek appropriate independent financial and taxation advice. CBA is not a registered tax (financial) adviser under the Tax Agent Services Act 2009. If there are any errors in this statement, please contact us.

Address: Commonwealth Securities Limited, Locked Bag 22, Australia Square NSW 1215 | Phone: 13 15 19 | Website: [www.commsec.com.au](http://www.commsec.com.au)

If you are not satisfied with the service or advice you receive from us, you are entitled to complain. We have established procedures to ensure that all enquiries and complaints are properly dealt with. Please refer to our Financial Services Guide for more information. If an issue has not been resolved to your satisfaction, you can lodge a complaint with the Australian Financial Complaints Authority. AFCA provides fair and independent financial services complaint resolution that is free to consumers. Website: [www.afca.org.au](http://www.afca.org.au), Telephone: 1800 931 678 (free call), Email: [info@afca.org.au](mailto:info@afca.org.au), In writing to: Australian Financial Complaints Authority, GPO Box 3, Melbourne VIC 3001.

**Z ENERGY LIMITED**

MR PETER FRANK MILTON &  
MRS SUZANNE JOY SIM  
<PETER MILTON SUPER FUND A/C>  
136 LUCAS ROAD  
SEVEN HILLS NSW 2147  
AUSTRALIA

**All Registry communications to:**  
Link Market Services Limited  
Locked Bag A14, Sydney South  
NSW, 1235, Australia  
Telephone: (02) 8280 7111  
Email: enquiries@linkmarketservices.co.nz  
Web: www.linkmarketservices.com.au

**SETTLEMENT STATEMENT**

Payment Date: 10/05/2022  
Holder Number: X\*\*\*\*\*4639  
TFN: TFN/ABN NOT RECEIVED  
OR RECORDED

The payment below has been despatched in accordance with the Scheme of Arrangement between Z Energy Limited, its shareholders, and Ampol Holdings NZ Limited.

Security Description	Number of Shares Transferred Under the Scheme of Arrangement	Price per Share	Payment Amount
FULLY PAID ORDINARY SHARES	1,000	\$3.782	\$3,782.00
		<b>TOTAL</b>	<b>\$3,782.00</b>

All amounts are expressed in New Zealand dollars.

The total payment amount despatched to you has been rounded to the nearest cent, with entitlements to greater than or equal to \$0.005 being rounded up to the nearest cent and entitlements less than \$0.005 being rounded down to the nearest cent.

If you are receiving payment in Australian dollars, the remittance amount has been converted into Australian dollars at the exchange rate of NZ\$1.00 = A\$0.9070.

The total payment amount of A\$3,430.27 has been credited to your bank account details we have recorded on the register.

**067-167 11194095**  
**PETER MILTON SUPER FUND**  
**COMMONWEALTH BANK OF AUSTRALIA**

The fully paid ordinary shares have been acquired by Ampol Holdings NZ Limited in consideration for the payment set out above.

**Remittance Advice and Taxation Certificate**

**Please retain this advice for tax purposes**

# 78000 - Stapled Securities

2022 Financial Year

**Preparer** Desiree Yutuc

**Reviewer** Steven Lee

**Status** Completed

Account Code	Description	CY Units	CY Balance	LY Units	LY Balance	Change
ARF.AX2	Arena Reit.	0.000000				0%
HPI.AX2	Hotel Property Investments	0.000000				0%
<b>TOTAL</b>		<b>CY Units</b>	<b>CY Balance</b>	<b>LY Units</b>	<b>LY Balance</b>	
		0.000000				

## Supporting Documents

- Investment Movement Report [Report](#)

## Standard Checklist

- Attach Investment Movement Report
- Attach relevant Statements and Source Documentation
- Ensure all Investments are valued correctly at June 30
- Ensure the investment is in accordance with the fund's investment strategy
- Ensure the investment is in accordance with the SIS Act

Peter Milton Super Fund

# Investment Movement Report

As at 30 June 2022

Investment	Opening Balance		Additions		Disposals			Closing Balance		
	Units	Cost	Units	Cost	Units	Cost	Accounting Profit/(Loss)	Units	Cost	Market Value
<b>Bank Accounts</b>										
CBA Direct Investment Account 11194095		59,318.13		259,566.79		(195,442.02)			123,442.90	123,442.90
RaboDirect PremiumSaver 0027657-10		319,115.58		3,573.33		(102,000.00)			220,688.91	220,688.91
RaboDirect Savings 0027657-00		162.85		4,408.80		(2,200.00)			2,371.65	2,371.65
		<b>378,596.56</b>		<b>267,548.92</b>		<b>(299,642.02)</b>			<b>346,503.46</b>	<b>346,503.46</b>
<b>Managed Investments (Australian)</b>										
SHSAFPMARKETS - FP Markets Forex a/c 285892										
	1.00	10,000.00						1.00	10,000.00	10,000.00
		<b>10,000.00</b>							<b>10,000.00</b>	<b>10,000.00</b>
<b>Shares in Listed Companies (Australian)</b>										
AND.AX - Ansarada Group Limited			720.00	1,647.15	(720.00)	(1,647.15)	(356.70)			0.00
AMI.AX - Aurelia Metals Limited			6,300.00	3,169.95	(6,300.00)	(3,169.95)	(386.40)			0.00
ABB.AX - Aussie Broadband Limited			650.00	3,594.95	(650.00)	(3,594.95)	(803.20)			0.00
ANG.AX - Austin Engineering Limited - Ordinary Fully Paid			6,340.00	1,953.65	(6,340.00)	(1,953.65)	(325.20)			0.00
BIS.AX - Bisalloy Steel Group Limited			1,040.00	1,923.15	(1,040.00)	(1,923.15)	(518.30)			0.00

Peter Milton Super Fund

# Investment Movement Report

As at 30 June 2022

Investment	Opening Balance		Additions		Disposals			Closing Balance		
	Units	Cost	Units	Cost	Units	Cost	Accounting Profit/(Loss)	Units	Cost	Market Value
BBC.AX1 - Bnk Banking Corporation Limited			1,800.00	2,278.95	(1,800.00)	(2,278.95)	(282.90)			0.00
CAI.AX - Calidus Resources Limited			2,250.00	2,101.20	(2,250.00)	(2,101.20)	(186.15)			0.00
CXL.AX - Calix Limited			230.00	1,866.85	(230.00)	(1,866.85)	(253.80)			0.00
CDD.AX - Cardno Limited			1,300.00	2,028.45	(1,300.00)	(3,224.45)	(1,758.95)		(1,196.00)	
COI.AX - Comet Ridge Limited - Ordinary Fully Paid			8,800.00	1,603.95	(8,800.00)	(1,603.95)	(171.90)			0.00
COG.AX - Consolidated Operations Group Limited			2,400.00	3,691.95	(2,400.00)	(3,691.95)	(183.90)			0.00
CTD.AX - Corporate Travel Management Limited			100.00	2,629.95	(100.00)	(2,629.95)	(416.51)			0.00
DCN.AX - Dacian Gold Limited			5,700.00	1,758.45	(5,700.00)	(1,758.45)	(467.40)			0.00
EBO.AX - Ebos Group Limited			140.00	5,311.95	(140.00)	(5,311.95)	(263.90)			0.00
ELT.AX - Elementos Limited			2,520.00	1,922.55	(2,520.00)	(1,922.55)	(128.10)			0.00
EGG.AX - Enero Group Limited - Ordinary Fully Paid			560.00	2,253.03	(560.00)	(2,253.03)	(318.58)			0.00
EZL.AX - Euroz Limited - Ordinary Fully Paid			1,500.00	2,727.45	(1,500.00)	(2,727.45)	(257.40)			0.00

Peter Milton Super Fund

# Investment Movement Report

As at 30 June 2022

Investment	Opening Balance		Additions		Disposals			Closing Balance		
	Units	Cost	Units	Cost	Units	Cost	Accounting Profit/(Loss)	Units	Cost	Market Value
GLN.AX - Galan Lithium Limited			1,070.00	1,753.35	(1,070.00)	(1,753.35)	(125.50)			0.00
GOR.AX - Gold Road Resources Limited			1,750.00	2,881.20	(1,750.00)	(2,881.20)	(481.77)			0.00
GRR.AX - Grange Resources Limited.			2,000.00	1,679.95	(2,000.00)	(1,679.95)	780.10			0.00
HZR.AX - Hazer Group Limited			1,140.00	1,895.25	(1,140.00)	(1,895.25)	(804.27)			0.00
HFR.AX - Highfield Resources Limited - Ordinary Fully Paid			1,800.00	1,909.95	(1,800.00)	(1,909.95)	(237.90)			0.00
HGO.AX - Hillgrove Resources Limited			23,400.00	1,845.15	(23,400.00)	(1,845.15)	(367.50)			0.00
HZN.AX - Horizon Oil Limited			23,700.00	2,745.45	(23,700.00)	(2,745.45)	197.10			0.00
IMA.AX - Image Resources NI			11,700.00	2,652.45	(11,700.00)	(2,652.45)	(332.40)			0.00
IMU.AX - Imugene Limited			4,300.00	2,384.95	(4,300.00)	(2,384.95)	(1,093.40)			0.00
IHL.AX - Incannex Healthcare Limited			2,500.00	1,469.95	(2,500.00)	(1,469.95)	(389.90)			0.00
IVC.AX - Invocare Limited			430.00	5,351.95	(430.00)	(5,351.95)	(250.60)			0.00
IXR.AX - Ionic Rare Earths Limited			59,000.00	2,674.95	(59,000.00)	(2,674.95)	314.10			0.00



Peter Milton Super Fund

# Investment Movement Report

As at 30 June 2022

Investment	Opening Balance		Additions		Disposals			Closing Balance		
	Units	Cost	Units	Cost	Units	Cost	Accounting Profit/(Loss)	Units	Cost	Market Value
IGL.AX - Ive Group Limited			2,100.00	4,051.95	(2,100.00)	(4,051.95)	(18.90)		0.00	
JAN.AX - Janison Education Group Limited			2,110.00	2,652.24	(2,110.00)	(2,652.24)	(140.19)		0.00	
JRV.AX - Jervois Global Limited			2,500.00	2,144.95	(2,500.00)	(2,144.95)	(339.90)		0.00	
JLG.AX - Johns Lyng Group Limited			790.00	5,336.65	(790.00)	(5,336.65)	476.20		0.00	
KAR.AX - Karoon Energy Ltd			1,360.00	2,556.35	(1,360.00)	(2,556.35)	(43.30)		0.00	
KPG.AX - Kelly Partners Group Holdings Limited			920.00	3,999.20	(920.00)	(3,999.20)	212.85		0.00	
LIN.AX - Lindian Resources Limited			10,000.00	890.00				10,000.00	890.00	1,200.00
LPI.AX - Lithium Power International Limited			2,900.00	1,701.95	(2,900.00)	(1,701.95)	(170.40)		0.00	
LOV.AX - Lovisa Holdings Limited			150.00	3,249.45	(150.00)	(3,249.45)	(669.90)		0.00	
MBH.AX - Maggie Beer Holdings Ltd			5,150.00	3,137.89	(5,150.00)	(3,137.89)	(454.09)		0.00	
MAD.AX - Maverick Drilling and Exploration Limited - Ordinary Fully Paid			900.00	1,747.95	(900.00)	(1,747.95)	10.66		0.00	
MRM.AX - Mermaid Marine Australia Limited - Ordinary Fully Paid			3,770.00	1,980.35	(3,770.00)	(1,980.35)	35.50		0.00	

**Peter Milton Super Fund**  
**Investment Movement Report**

As at 30 June 2022

Investment	Opening Balance		Additions		Disposals			Closing Balance		
	Units	Cost	Units	Cost	Units	Cost	Accounting Profit/(Loss)	Units	Cost	Market Value
MLX.AX - Metals X Limited			3,500.00	2,382.45	(3,500.00)	(2,382.45)	(494.90)			0.00
MMI.AX - Metro Mining Limited			45,000.00	1,729.95	(45,000.00)	(1,729.95)	(489.90)			0.00
MCR.AX - Mincor Resources NI - Ordinary Fully Paid			2,020.00	3,100.45	(2,020.00)	(3,100.45)	1,000.40			0.00
MND.AX - Monadelphous Group Limited			250.00	3,169.95	(250.00)	(3,169.95)	(709.90)			0.00
MGX.AX - Mount Gibson Iron Limited			2,880.00	2,064.75	(2,880.00)	(2,064.75)	(342.30)			0.00
MSL.AX - MSL Solutions Limited.			7,600.00	2,071.95	(7,600.00)	(2,071.95)	(419.90)			0.00
NEU.AX - Neuren Pharmaceuticals Limited			470.00	2,134.95	(470.00)	(2,134.95)	(415.90)			0.00
NEW.AX1 - NEW Energy Solar Limited			5,560.00	5,079.55	(5,560.00)	(5,079.55)	(345.70)			0.00
NHF.AX - Nib Holdings Limited			400.00	2,951.95				400.00	2,951.95	2,952.00
NCK.AX - Nick Scali Limited			220.00	3,311.15	(220.00)	(3,311.15)	(382.87)			0.00
NWH.AX - Nrw Holdings Limited			970.00	2,124.85	(970.00)	(2,124.85)	(292.10)			0.00
NUF.AX - Nufarm Limited			460.00	2,651.15	(460.00)	(2,651.15)	(334.30)			0.00

**Peter Milton Super Fund**  
**Investment Movement Report**

As at 30 June 2022

Investment	Opening Balance		Additions		Disposals			Closing Balance		Market Value
	Units	Cost	Units	Cost	Units	Cost	Accounting Profit/(Loss)	Units	Cost	
OFX.AX - OFX Group Limited			1,000.00	2,459.95	(1,000.00)	(2,459.95)	(304.90)		0.00	
PNR.AX - Pantoro Limited			4,000.00	1,339.95	(4,000.00)	(1,339.95)	(219.90)		0.00	
PGC.AX - Paragon Care Limited			5,600.00	2,567.95	(5,600.00)	(2,567.95)	(459.90)		0.00	
PRU.AX - Perseus Mining Limited			1,820.00	3,323.25	(1,820.00)	(3,323.25)	(604.10)		0.00	
PGF.AX - Pm Capital Global Opportunities Fund Limited			1,800.00	3,142.95	(1,800.00)	(3,142.95)	(192.90)		0.00	
PMV.AX - Premier Investments Limited			174.00	5,605.35	(174.00)	(5,605.35)	(843.78)		0.00	
PRT.AX - PRT Company Limited			2,900.00	1,295.95	(2,900.00)	(1,295.95)	(68.90)		0.00	
PTB.AX - PTB Group Limited			2,000.00	2,619.95	(2,000.00)	(2,619.95)	(429.90)		0.00	
PWH.AX - Pwr Holdings Limited			200.00	2,059.95	(200.00)	(2,059.95)	(325.90)		0.00	
RDY.AX - Readytech Holdings Limited			770.00	2,984.45	(770.00)	(2,984.45)	(613.55)		0.00	
RED.AX - RED 5 Limited			8,900.00	2,556.45	(8,900.00)	(2,556.45)	(351.40)		0.00	
RHI.AX - Red Hill Iron Limited			560.00	2,467.15	(560.00)	(2,467.15)	(639.10)		0.00	

Peter Milton Super Fund

# Investment Movement Report

As at 30 June 2022

Investment	Opening Balance		Additions		Disposals			Closing Balance		
	Units	Cost	Units	Cost	Units	Cost	Accounting Profit/(Loss)	Units	Cost	Market Value
RHY.AX - Rhythm Biosciences Limited			1,000.00	1,716.95	(1,000.00)	(1,716.95)	(386.90)			0.00
RIC.AX - Ridley Corporation Limited			2,700.00	4,474.95	(2,700.00)	(4,474.95)	(255.90)			0.00
SMI.AX - Santana Minerals Limited			3,000.00	1,444.95	(3,000.00)	(1,444.95)	545.10			0.00
SWM.AX - Seven West Media Limited			2,340.00	1,611.15	(2,340.00)	(1,611.15)	(180.30)			0.00
SXL.AX - Southern Cross Media Group Limited			2,170.00	5,097.75	(2,170.00)	(5,097.75)	(1,200.85)			0.00
SRG.AX - SRG Global Limited			4,600.00	2,888.45	(4,600.00)	(2,888.45)	(263.40)			0.00
SMR.AX - Stanmore Coal Limited - Ordinary Fully Paid			430.00	1,150.85	(430.00)	(1,150.85)	(283.65)			0.00
STA.AX - Strandline Resources Limited - Ordinary Fully Paid (Gunson Resources)			3,000.00	1,444.95	(3,000.00)	(1,444.95)	(384.90)			0.00
SRL.AX - Sunrise Energy Metals Limited			940.00	2,369.95	(940.00)	(2,369.95)	101.10			0.00
SLC.AX - Superloop Limited			1,860.00	2,372.85	(1,860.00)	(2,372.85)	(407.25)			0.00
TMT.AX - Technology Metals Australia Limited			2,200.00	1,339.95	(2,200.00)	(1,339.95)	(535.95)			0.00
TER.AX - Terracom Limited			7,500.00	1,969.95	(7,500.00)	(1,969.95)	2,360.10			0.00

Peter Milton Super Fund

# Investment Movement Report

As at 30 June 2022

Investment	Opening Balance		Additions		Disposals			Closing Balance		Market Value
	Units	Cost	Units	Cost	Units	Cost	Accounting Profit/(Loss)	Units	Cost	
TGF.AX - Tribeca Global Natural Resources Limited			840.00	2,472.75	(840.00)	(2,472.75)	(300.30)		0.00	
WIC.AX - Westoz Investment Company Limited			1,800.00	2,557.95	(1,800.00)	(2,557.95)	77.10		0.00	
XF1.AX - Xref Limited			2,300.00	1,698.95	(2,300.00)	(1,698.95)	(246.90)		0.00	
ZEL.AX - Z Energy Limited.			1,000.00	3,509.95	(1,000.00)	(3,509.95)	(79.68)		0.00	
				<b>208,475.76</b>		<b>(205,829.81)</b>	<b>(20,696.88)</b>		<b>2,645.95</b>	<b>4,152.00</b>
<b>Stapled Securities</b>										
ARF.AX2 - Arena Reit.			1,500.00	7,024.95	(1,500.00)	(7,024.95)	(69.90)		0.00	
HPI.AX2 - Hotel Property Investments			600.00	2,329.95	(600.00)	(2,329.95)	(295.23)		0.00	
				<b>9,354.90</b>		<b>(9,354.90)</b>	<b>(365.13)</b>		<b>0.00</b>	
	<b>388,596.56</b>			<b>485,379.58</b>		<b>(514,826.73)</b>	<b>(21,062.01)</b>		<b>359,149.41</b>	<b>360,655.46</b>

# 85000 - Income Tax Payable/Refundable

2022 Financial Year

Preparer Desiree Yutuc

Reviewer Steven Lee

Status Completed

Account Code	Description	CY Balance	LY Balance	Change
85000	Income Tax Payable/Refundable	\$335.86		100%
<b>TOTAL</b>		<b>CY Balance</b>	<b>LY Balance</b>	
		\$335.86		

## Supporting Documents

- Tax Reconciliation Report [Report](#)
- Non Deductible Expense Reconciliation [Report](#)
- Exempt Pension Reconciliation [Report](#)
- Statement of Taxable Income [Report](#)
- ATO\_Income Tax.pdf
- ATO\_Integrated.pdf

## Standard Checklist

- Attach Actuarial Certificate (if applicable)
- Attach any other Tax reconciliations
- Attach copy of Exempt Pension Reconciliation (if applicable)
- Attach copy of Non Deductible Expense Reconciliation (if applicable)
- Attach copy of Statement of Taxable Income
- Attach copy of Tax Reconciliation Report
- Confirm Transactions in ATO Portal

Peter Milton Super Fund

# Exempt Current Pension Income Reconciliation

For The Period 01 July 2021 - 30 June 2022

	Date	Account Code	Account Description	Taxable Amount	Actuary/Pool %	Exempt Amount
<b>Segment - 01 July 2021 to 30 June 2022</b>						
<b>Label C</b>						
	31/07/2021	25000/PIB002765710	RaboDirect PremiumSaver 0027657-10	116.14		
	31/07/2021	25000/PIB002765700	RaboDirect Savings 0027657-00	0.44		
	31/07/2021	25000/PIB002765710	RaboDirect PremiumSaver 0027657-10	27.12		
	31/08/2021	25000/PIB002765710	RaboDirect PremiumSaver 0027657-10	27.14		
	31/08/2021	25000/PIB002765710	RaboDirect PremiumSaver 0027657-10	116.23		
	31/08/2021	25000/PIB002765700	RaboDirect Savings 0027657-00	0.48		
	30/09/2021	25000/PIB002765710	RaboDirect PremiumSaver 0027657-10	112.56		
	30/09/2021	25000/PIB002765700	RaboDirect Savings 0027657-00	0.43		
	30/09/2021	25000/PIB002765710	RaboDirect PremiumSaver 0027657-10	26.29		
	31/10/2021	25000/PIB002765710	RaboDirect PremiumSaver 0027657-10	27.20		
	31/10/2021	25000/PIB002765710	RaboDirect PremiumSaver 0027657-10	116.42		
	31/10/2021	25000/PIB002765700	RaboDirect Savings 0027657-00	0.40		
	30/11/2021	25000/PIB002765700	RaboDirect Savings 0027657-00	0.65		
	30/11/2021	25000/PIB002765710	RaboDirect PremiumSaver 0027657-10	23.08		
	31/12/2021	25000/PIB002765710	RaboDirect PremiumSaver 0027657-10	18.57		
	31/12/2021	25000/PIB002765710	RaboDirect PremiumSaver 0027657-10	83.55		
	31/12/2021	25000/PIB002765700	RaboDirect Savings 0027657-00	0.78		
	31/01/2022	25000/PIB002765700	RaboDirect Savings 0027657-00	0.75		
	31/01/2022	25000/PIB002765710	RaboDirect PremiumSaver 0027657-10	83.64		
	31/01/2022	25000/PIB002765710	RaboDirect PremiumSaver 0027657-10	18.59		
	28/02/2022	25000/PIB002765700	RaboDirect Savings 0027657-00	0.63		

Peter Milton Super Fund

## Exempt Current Pension Income Reconciliation

For The Period 01 July 2021 - 30 June 2022

	Date	Account Code	Account Description	Taxable Amount	Actuary/Pool %	Exempt Amount
<b>Label C</b>						
	28/02/2022	25000/PIB002765710	RaboDirect PremiumSaver 0027657-10	75.66		
	28/02/2022	25000/PIB002765710	RaboDirect PremiumSaver 0027657-10	16.81		
	31/03/2022	25000/PIB002765710	RaboDirect PremiumSaver 0027657-10	18.64		
	31/03/2022	25000/PIB002765710	RaboDirect PremiumSaver 0027657-10	83.88		
	31/03/2022	25000/PIB002765700	RaboDirect Savings 0027657-00	0.66		
	30/04/2022	25000/PIB002765710	RaboDirect PremiumSaver 0027657-10	81.29		
	30/04/2022	25000/PIB002765710	RaboDirect PremiumSaver 0027657-10	18.06		
	30/04/2022	25000/PIB002765700	RaboDirect Savings 0027657-00	0.59		
	31/05/2022	25000/PIB002765710	RaboDirect PremiumSaver 0027657-10	18.70		
	31/05/2022	25000/PIB002765710	RaboDirect PremiumSaver 0027657-10	105.25		
	31/05/2022	25000/PIB002765700	RaboDirect Savings 0027657-00	0.81		
	30/06/2022	25000/PIB002765700	RaboDirect Savings 0027657-00	1.18		
	30/06/2022	25000/PIB002765710	RaboDirect PremiumSaver 0027657-10	28.99		
	30/06/2022	25000/PIB002765710	RaboDirect PremiumSaver 0027657-10	129.52		
			<b>Total</b>	1,381.13	100.000 %	<b>1,381.13</b>

**Label J**

	22/12/2021	23900/CDD.AX	Cardno Limited	741.00		
	06/01/2022	23900/PRU.AX	Perseus Mining Limited	27.30		
	08/04/2022	23900/IVC.AX	Invocare Limited	49.45		
	29/04/2022	23900/PGF.AX	Pm Capital Global Opportunities Fund	90.00		
	31/05/2022	23900/RHI.AX	Red Hill Iron Limited	112.00		



Peter Milton Super Fund

# Exempt Current Pension Income Reconciliation

For The Period 01 July 2021 - 30 June 2022

	Date	Account Code	Account Description	Taxable Amount	Actuary/Pool %	Exempt Amount
<b>Label J</b>						
			<b>Total</b>	1,019.75	100.000 %	<b>1,019.75</b>
<b>Label K</b>						
	27/01/2022	23900/PMV.AX	Premier Investments Limited	80.04		
	21/02/2022	23900/KPG.AX	Kelly Partners Group Holdings Limited	3.34		
	28/02/2022	23900/KPG.AX	Kelly Partners Group Holdings Limited	3.34		
	29/03/2022	23900/GRR.AX	Grange Resources Limited.	200.00		
	31/03/2022	23900/KPG.AX	Kelly Partners Group Holdings Limited	3.34		
	06/04/2022	23900/ANG.AX	Austin Engineering Limited - Ordinary Fully	12.68		
	07/04/2022	23900/NWH.AX	Nrw Holdings Limited	53.35		
	14/04/2022	23900/IGL.AX	Ive Group Limited	178.50		
	28/04/2022	23900/COG.AX	Consolidated Operations Group Limited	84.00		
	29/04/2022	23900/RIC.AX	Ridley Corporation Limited	91.80		
	29/04/2022	23900/KPG.AX	Kelly Partners Group Holdings Limited	3.34		
			<b>Total</b>	713.73	100.000 %	<b>713.73</b>
<b>Label L</b>						
	27/01/2022	23900/PMV.AX	Premier Investments Limited	34.30		
	21/02/2022	23900/KPG.AX	Kelly Partners Group Holdings Limited	1.43		
	28/02/2022	23900/KPG.AX	Kelly Partners Group Holdings Limited	1.43		
	29/03/2022	23900/GRR.AX	Grange Resources Limited.	85.71		
	31/03/2022	23900/KPG.AX	Kelly Partners Group Holdings Limited	1.43		
	06/04/2022	23900/ANG.AX	Austin Engineering Limited - Ordinary Fully	5.43		
	07/04/2022	23900/NWH.AX	Nrw Holdings Limited	22.86		

Peter Milton Super Fund

# Exempt Current Pension Income Reconciliation

For The Period 01 July 2021 - 30 June 2022

	Date	Account Code	Account Description	Taxable Amount	Actuary/Pool %	Exempt Amount
<b>Label L</b>						
	14/04/2022	23900/IGL.AX	Ive Group Limited	76.50		
	28/04/2022	23900/COG.AX	Consolidated Operations Group Limited	36.00		
	29/04/2022	23900/RIC.AX	Ridley Corporation Limited	39.34		
	29/04/2022	23900/KPG.AX	Kelly Partners Group Holdings Limited	1.43		
			<b>Total</b>	305.86	100.000 %	<b>305.86</b>
<b>Label M</b>						
	30/06/2022	23800/ARF.AX2	Arena Reit.	35.48		
			<b>Total</b>	35.48	100.000 %	<b>35.48</b>
					<b>Total Segment ECPI *</b>	<b>3,455.95</b>
					<b>SMSF Annual Return Rounding</b>	<b>2.95</b>
					<b>Total ECPI</b>	<b>3,453.00</b>

\* Total Segment ECPI does not include ECPI amounts from Label A. The total ECPI from Label A is shown separately at the start of the report.

Peter Milton Super Fund

# Pension Non Deductible Expense Report

For The Period 01 July 2021 - 30 June 2022

	Date	Account Code	Account Description	Amount	Expense %	Deductible	Non Deductible
<b>Segment - 01 July 2021 to 30 June 2022</b>							
<b>Label H</b>							
<b>Deemed Segregated</b>							
	24/11/2021	30700	Auditor's Remuneration	550.00			
			<b>Total</b>	550.00	100.000 %	0.00	550.00
<b>Label J</b>							
<b>Deemed Segregated</b>							
	22/03/2022	30100	Accountancy Fees	920.00			
			<b>Total</b>	920.00	100.000 %	0.00	920.00
<b>Deemed Segregated</b>							
	06/05/2022	30400	ATO Supervisory Levy	259.00			
			<b>Total</b>	259.00	0.000 %	0.00	259.00
			<b>Label Total</b>			0.00	1,179.00
			<b>Total Segment Expenses</b>			<b>0.00</b>	<b>1,729.00</b>
			<b>Total Expenses *</b>			<b>0.00</b>	<b>1,729.00</b>

\* General expense percentage - 100.000 %

\* Investment expense percentage - 100.000 %

Peter Milton Super Fund  
**Statement of Taxable Income**

For the year ended 30 June 2022

	<b>2022</b>
	<b>\$</b>
Benefits accrued as a result of operations	(27,941.10)
<b>Less</b>	
Increase in MV of investments	1,506.05
Exempt current pension income	3,453.00
Realised Accounting Capital Gains	(21,062.01)
Accounting Trust Distributions	41.25
	<u>(16,061.71)</u>
<b>Add</b>	
SMSF non deductible expenses	1,729.00
Pension Payments	9,800.00
Franking Credits	305.86
TFN Credits - Dividends	12.00
Taxable Trust Distributions	35.48
	<u>11,882.34</u>
SMSF Annual Return Rounding	(2.95)
<b>Taxable Income or Loss</b>	<u>0.00</u>
Income Tax on Taxable Income or Loss	0.00
<b>Less</b>	
Franking Credits	305.86
<b>TAX PAYABLE</b>	<u>(305.86)</u>
<b>Less</b>	
TFN Credits	30.00
<b>CURRENT TAX OR REFUND</b>	<u>(335.86)</u>
Supervisory Levy	259.00
<b>AMOUNT DUE OR REFUNDABLE</b>	<u>(76.86)</u>

Peter Milton Super Fund

# Tax Reconciliation Report

For the year ended 30 June 2022

Tax Return Label	Date	Account Code	Account Name	Amount \$
<b>H2 - Expenses - SMSF auditor fee non deductible</b>				
	24/11/2021	30700	Auditor's Remuneration	550.00
<b>Sub-Total</b>				<b>550.00</b>
<b>Ignore Cents</b>				<b>0.00</b>
<b>Total</b>				<b>550.00</b>
<b>J2 - Expenses - Management and administration expenses non deductible</b>				
	06/05/2022	30400	ATO Supervisory Levy	259.00
	22/03/2022	30100	Accountancy Fees	920.00
<b>Sub-Total</b>				<b>1,179.00</b>
<b>Ignore Cents</b>				<b>0.00</b>
<b>Total</b>				<b>1,179.00</b>
<b>Y - TOTAL NON DEDUCTIBLE EXPENSES</b>				1,729.00
<b>Sub-Total</b>				<b>1,729.00</b>
<b>Ignore Cents</b>				<b>0.00</b>
<b>Total</b>				<b>1,729.00</b>
<b>Z - TOTAL SMSF EXPENSES</b>				1,729.00
<b>Sub-Total</b>				<b>1,729.00</b>
<b>Ignore Cents</b>				<b>0.00</b>
<b>Total</b>				<b>1,729.00</b>
<b>E1 - Complying fund's franking credits tax offset</b>				
	27/01/2022	23900/PMV.AX	Premier Investments Limited	34.30
	21/02/2022	23900/KPG.AX	Kelly Partners Group Holdings Limited	1.43
	28/02/2022	23900/KPG.AX	Kelly Partners Group Holdings Limited	1.43
	29/03/2022	23900/GRR.AX	Grange Resources Limited.	85.71
	31/03/2022	23900/KPG.AX	Kelly Partners Group Holdings Limited	1.43
	06/04/2022	23900/ANG.AX	Austin Engineering Limited - Ordinary Fully Paid	5.43
	07/04/2022	23900/NWH.AX	Nrw Holdings Limited	22.86
	14/04/2022	23900/IGL.AX	Ive Group Limited	76.50
	28/04/2022	23900/COG.AX	Consolidated Operations Group Limited	36.00
	29/04/2022	23900/KPG.AX	Kelly Partners Group Holdings Limited	1.43
	29/04/2022	23900/RIC.AX	Ridley Corporation Limited	39.34
<b>Sub-Total</b>				<b>305.86</b>
<b>Ignore Cents</b>				<b>0.00</b>
<b>Total</b>				<b>305.86</b>
<b>E - Refundable tax offsets</b>				305.86

Peter Milton Super Fund

# Tax Reconciliation Report

For the year ended 30 June 2022

Tax Return Label	Date	Account Code	Account Name	Amount \$
<b>E - Refundable tax offsets</b>				
<b>Sub-Total</b>				<b>305.86</b>
<b>Ignore Cents</b>				<b>0.00</b>
<b>Total</b>				<b>305.86</b>
<b>H3 - Credit for tax withheld – where ABN or TFN not quoted (non-individual)</b>				
	06/01/2022	23900/PRU.AX	Perseus Mining Limited	12.00
	30/06/2022	23800/ARF.AX2	Arena Reit.	18.00
<b>Sub-Total</b>				<b>30.00</b>
<b>Ignore Cents</b>				<b>0.00</b>
<b>Total</b>				<b>30.00</b>
<b>H - Eligible credits</b>				
				30.00
<b>Sub-Total</b>				<b>30.00</b>
<b>Ignore Cents</b>				<b>0.00</b>
<b>Total</b>				<b>30.00</b>
<b>I - Remainder of refundable tax offsets</b>				
				305.86
<b>Sub-Total</b>				<b>305.86</b>
<b>Ignore Cents</b>				<b>0.00</b>
<b>Total</b>				<b>305.86</b>
<b>L - Supervisory levy</b>				
				259.00
<b>Sub-Total</b>				<b>259.00</b>
<b>Ignore Cents</b>				<b>0.00</b>
<b>Total</b>				<b>259.00</b>
<b>S - AMOUNT DUE OR REFUNDABLE</b>				
				(76.86)
<b>Sub-Total</b>				<b>(76.86)</b>
<b>Ignore Cents</b>				<b>0.00</b>
<b>Total</b>				<b>(76.86)</b>



## Income tax 551

<b>Date generated</b>	22/11/2022
<b>Overdue</b>	\$0.00
<b>Not yet due</b>	\$0.00
<b>Balance</b>	\$0.00

## Transactions

6 results found - from **22 November 2020** to **22 November 2022** sorted by **processed date** ordered **newest to oldest**

Processed date	Effective date	Description	Debit (DR)	Credit (CR)	Balance
9 May 2022	6 May 2022	Payment received		\$259.00	\$0.00
15 Mar 2022	16 May 2022	Tax return Self Man Superfund - Income Tax for the period from 01 Jul 20 to 30 Jun 21	\$259.00		\$259.00 DR
9 Jun 2021	17 May 2021	Tax return Self Man Superfund - Income Tax for the period from 01 Jul 19 to 30 Jun 20	\$259.00		\$0.00
9 Jun 2021	17 May 2021	Cancellation of Tax return Self Man Superfund - Income Tax for the period from 01 Jul 19 to 30 Jun 20		\$259.00	\$259.00 CR
9 Mar 2021	8 Mar 2021	Payment received		\$259.00	\$0.00
25 Jan 2021	17 May 2021	Tax return Self Man Superfund - Income Tax for the period from 01 Jul 19 to 30 Jun 20	\$259.00		\$259.00 DR



## Activity statement 001

<b>Date generated</b>	22/11/2022
<b>Overdue</b>	\$0.00
<b>Not yet due</b>	\$0.00
<b>Balance</b>	\$0.00

## Transactions

7 results found - from **22 November 2020** to **22 November 2022** sorted by **processed date** ordered **newest to oldest**

Processed date	Effective date	Description	Debit (DR)	Credit (CR)	Balance
26 Jul 2022	28 Jul 2022	Original Activity Statement for the period ending 30 Jun 22		\$0.00	\$0.00
29 Apr 2022	28 Apr 2022	Original Activity Statement for the period ending 31 Mar 22		\$0.00	\$0.00
15 Feb 2022	28 Feb 2022	Original Activity Statement for the period ending 31 Dec 21		\$0.00	\$0.00
1 Nov 2021	28 Oct 2021	Original Activity Statement for the period ending 30 Sep 21		\$0.00	\$0.00
12 Aug 2021	28 Jul 2021	Original Activity Statement for the period ending 30 Jun 21		\$0.00	\$0.00
30 Apr 2021	28 Apr 2021	Original Activity Statement for the period ending 31 Mar 21		\$0.00	\$0.00
18 Feb 2021	2 Mar 2021	Original Activity Statement for the period ending 31 Dec 20		\$0.00	\$0.00



# A - Financial Statements

2022 Financial Year

---

**Preparer** Desiree Yutuc

**Reviewer** Steven Lee

**Status** Completed

## Supporting Documents

No supporting documents

## Standard Checklist

- Attach copy of Financial Statements
- Attach copy of SMSF Annual Return

# B - Permanent Documents

2022 Financial Year

---

**Preparer** Desiree Yutuc

**Reviewer** Steven Lee

**Status** Completed

## Supporting Documents

- Fund Summary Report [Report](#)
- SF Lookup - Peter Milton Super Fund.pdf
- ABN Lookup - Peter Milton Super Fund.pdf

## Standard Checklist

- Attach latest copy of ASIC annual company statement (if corporate trustee)
- Ensure latest copies of ATO Trustee Declarations and ATO confirmation that the fund is a regulated fund is attached
- Ensure latest copies of trustee consents, member consents and registers are attached
- Ensure latest copy of trust deed (including amendments) are attached
- Use [Australian Business Register](#) to ensure details are correct
- Use [Super Fund Lookup](#) to check the eligibility to receive rollovers and contributions

# Peter Milton Super Fund

## Fund Summary Report

As at 30 June 2022

### Fund Details

Date Formed: 07/07/2008

Tax File Number: Provided

ABN: 60394949695

Period: 01/07/2021 - 30/06/2022

Fund Type: SMSF

GST Registered: No

### Postal Address:

136 Lucas Road

Seven Hills, New South Wales 2147

### Physical Address:

136 Lucas Road

Seven Hills, New South Wales 2147

### Members

Number of Members: 1

Name	Age	Member Accounts	Pension Accounts	Tax File Number	Beneficiary Details
Milton, Peter Frank	68	2	1	Provided	Not Provided

### Fund Relationships

Relationship Type	Contact
Accountant	Superhelp Australia Pty Limited
Auditor	Seaside Audit Services
Fund Contact	Milton, Peter Frank
Tax Agent	Superhelp Australia Pty Ltd
Trustee	Milton, Peter Frank
Trustee	Sim, Suzanne Joy



## Current details for ABN 60 394 949 695

### ABN details

Entity name:	PETER MILTON SUPER FUND
ABN status:	Active from 07 Jul 2008
Entity type:	Superannuation Fund
Goods & Services Tax (GST):	Not currently registered for GST
Main business location:	NSW 2147

### Super Fund Lookup

[Use Super Fund Lookup](#) to check the eligibility of **PETER MILTON SUPER FUND** to receive rollovers and contributions

### Deductible gift recipient status

Not entitled to receive tax deductible gifts

#### Disclaimer

The Registrar makes every reasonable effort to maintain current and accurate information on this site. The Commissioner of Taxation advises that if you use ABN Lookup for information about another entity for taxation purposes and that information turns out to be incorrect, in certain circumstances you will be protected from liability. For more information see [disclaimer](#)



## PETER MILTON SUPER FUND

### ABN details

ABN:	60 394 949 695 <a href="#">View record on ABN Lookup</a>
ABN Status:	Active from 07 Jul 2008
Fund type:	ATO Regulated Self-Managed Superannuation Fund
Contact details:	136 LUCAS RD SEVEN HILLS NSW 2147
Status:	Complying

### Previous name(s)

Previous fund name	From	To
The trustee for Peter Milton Super Fund	07 Jul 2008	10 Dec 2009

### What does 'Complying' mean?

A 'Complying' SMSF:

- is a regulated fund
- is a resident of Australia, and
- has been issued with a [Notice of compliance](#)

### APRA Funds

See the [guidance](#) issued by APRA for further assistance in managing transfers and rollovers to SMSFs. Use the [ATO Business Portal](#) to verify a person is a member of the SMSF before completing a transfer or rollover.

### Superannuation guarantee payments

Contributions made to complying funds can qualify as Superannuation Guarantee (SG) payments. This record extract can be used to confirm this fund has been issued with a Notice of Compliance and is currently entitled to receive employer SG payments.

### Tax rates

Complying funds that meet [Superannuation Industry \(Supervision\) Act 1993](#) (SISA) standards qualify for [concessional tax rates](#).

Also refer to [frequently asked questions](#)

### Disclaimer

This extract is based on information supplied by superannuation entities to the Commissioner of Taxation.

**Important** Neither the Australian Government nor the ATO endorse or guarantee the performance of super funds.

## C - Other Documents

2022 Financial Year

---

**Preparer** Desiree Yutuc

**Reviewer** Steven Lee

**Status** Completed

### Supporting Documents

- SMSF-Investment-Strategy-14-2021-2022.pdf

### Standard Checklist

- Attach copy of any SOAs issued during the Financial Year
- Attach copy of Investment Strategy
- Attach signed Engagement Letter
- Attach signed Trustee Representation Letter
- Attach Trustee Minutes prepared during the year

# Investment Strategy for the Peter Milton Super Fund

PMSMSF-IS-001.14

## 1. Investment Objective

The investment objective of the Fund is to generate medium growth of investments combined with security of capital to meet the future pension payments for the member, Peter Milton.

The fund will aim for a medium-term return of between the current RBA Cash Rate (0.10%) and 10.0%. This is consistent with the member's requirement to supplement his retirement income through the SMSF retirement pension.

## 2. Member's Profile and needs

- Peter is 68. Peter has retired and is currently in good health.
- He is able to withstand relatively large volatility in asset values without significant impact on lifestyle outcome.
- He does have both the skill and time to select and actively manage investments.
- The superannuation assets invested in the Peter Milton Super Fund Trust presently constitute a small part (15%) of his overall assets, the rest being invested in cash and shares, and other non-self-managed superannuation funds.

## 3. Desired Investments

- The Trust's funds will be directly invested in Australian Shares, Australian and International CFDs (Contracts For Difference), Managed Funds, and Fixed (medium and long term) and Variable (short term) Interest Rate Investments. The CFDs that the Trust can invest in include but are not limited to; Australian and International Share CFDs, Index and Commodity CFDs, and FOREX CFDs. The proportion of funds invested in each of these asset classes will be determined by the Trustee taking into account the current economic and market conditions at the time of the investment decision.
- The fund's strategy is to invest mainly in selected Australian Shares and CFDs, and in Fixed and Variable Interest Rate Investments. These are expected to provide medium growth and reliable income over the term of the investments.
- The level of exposure to these investments at any particular time will be actively managed, based on the anticipated returns and estimated market risks. There are no minimum or maximum set targets for any asset class. It is possible therefore, that exposure to any asset class at any point in time may be relatively very high or very low, even zero.
- A Cash Account will be used for maintaining most of the cash and for providing the pension income of the member.

#### 4. Liquidity & Diversification

- By investing in short term cash accounts, fixed term investment accounts, managed funds and directly in Shares and CFDs an appropriate degree of liquidity and diversification will be achieved.

#### 5. Member Death and Disability Insurance

The Trustees have considered the death and disability insurance needs for the Fund Member. It was noted that the Member (Mr Peter Milton) currently has no personal financial or business liabilities and does not have any dependants. The provision of death and disability insurance for the Member via the Fund is therefore not required.

#### Document Identification and Review Information:

##### Document Location:

f:\financial\_info\smsf peter milton super fund\smsf investment strategy\investment strategy peter milton super fund 07-06-2021.doc

##### Document Version:

Document Number	Version	Review Date
PMSMSF-IS-001	0.01	12/07/2008
PMSMSF-IS-001	0.02	30/07/2010
PMSMSF-IS-001	0.03	23/07/2011
PMSMSF-IS-001	0.04	21/07/2012
PMSMSF-IS-001	0.05	26/7/2013
PMSMSF-IS-001	0.06	18/12/2014
PMSMSF-IS-001	0.07	29/03/2015
PMSMSF-IS-001	0.08	10/05/2016
PMSMSF-IS-001	0.09	02/06/2017
PMSMSF-IS-001	0.10	05/06/2018
PMSMSF-IS-001	0.11	20/06/2019
PMSMSF-IS-001	0.12	15/06/2020
PMSMSF-IS-001	0.13	07/06/2021
PMSMSF-IS-001	0.14	20/06/2022

##### Notes:

This strategy is the fourteenth Investment Strategy for the Peter Milton Super Fund.

#### Signed by the Trustees

Peter Milton  
(Peter Milton)

SSim  
(Suzanne Sim)

20/06/2022  
Date



# D - Pension Documentation

2022 Financial Year

---

**Preparer** Desiree Yutuc

**Reviewer** Steven Lee

**Status** Completed

## Supporting Documents

- Pension Summary Report Report
- Transfer Balance Account Summary Report

## Standard Checklist

- Attach Actuarial Certificate
- Attach documentation supporting any pensions commenced during the financial year
- Attach documentation supporting any pensions commuted during the financial year
- Ensure correct Transfer Balance Account Reports have been lodged with the ATO

Peter Milton Super Fund

# Pension Summary

As at 30 June 2022

**Member Name** : Milton, Peter Frank

**Member Age** : 67\* (Date of Birth : Provided)

Member Code	Pension Type	Pension Start Date	Tax Free	Min / PF	Minimum	Maximum	Gross Pension Payments	PAYG	Net Pension Payment	Amount to reach Minimum
MILPET0001P	Account Based Pension	14/08/2009	100.00 %	2.50%	\$9,710.00*	N/A	\$9,800.00	\$0.00	\$9,800.00	NIL

\*COVID-19 50% reduction has been applied to the minimum pension amount.

					<b>\$9,710.00</b>	<b>\$0.00</b>	<b>\$9,800.00</b>	<b>\$0.00</b>	<b>\$9,800.00</b>	<b>\$0.00</b>
--	--	--	--	--	-------------------	---------------	-------------------	---------------	-------------------	---------------

**Total :**

					<b>\$9,710.00</b>	<b>\$0.00</b>	<b>\$9,800.00</b>	<b>\$0.00</b>	<b>\$9,800.00</b>	<b>\$0.00</b>
--	--	--	--	--	-------------------	---------------	-------------------	---------------	-------------------	---------------

\*Age as at 01/07/2021 or pension start date for new pensions.

Peter Milton Super Fund

# Transfer Balance Account Summary

For The Period 01 July 2021 - 30 June 2022

Member	Pension Type	Date	Lodgment Date	Transaction Type	Event Type	Debit	Credit	Balance	Cap Limit	Remaining Cap
Peter Frank Milton	Below Cap									
		01/07/2021		Cap Indexation (74.00%) - Highest TBA (426302.73/ 1600000.00)	N/A				1,674,000.00	1,247,697.27
		01/07/2021		Opening Balance				<b>426,302.73</b>	<b>1,674,000.00</b>	<b>1,247,697.27</b>

# E - Estate Planning

2022 Financial Year

---

**Preparer** Desiree Yutuc

**Reviewer** Steven Lee

**Status** Completed

## Supporting Documents

No supporting documents

## Standard Checklist

- Attach Death Benefit Nominations (if applicable)
- Attach Life Insurance Policies (if applicable)
- Attach Reversionary Pension documentation (if applicable)
- Attach SMSF Will (if applicable)
- Review current Estate planning to ensure it matches wishes of members