
Financial statements and reports for the year ended
30 June 2019

QM SUPER FUND

Prepared for:

QM SUPER FUND

Reports Index

Statement of Financial Position

Detailed Statement of Financial Position

Operating Statement

Detailed Operating Statement

Members Statement

Consolidated Members Statement

Members Summary

Notes to the Financial Statements

Statement of Taxable Income

Investment Summary

Investment Summary with Market Movement

Trustees Declaration

Compilation Report

QM SUPER FUND

Statement of Financial Position

As at 30 June 2019

	Note	2019 \$	2018 \$
Assets			
Investments			
Real Estate Properties (Australian - Non Residential)	2	527,620.00	527,620.00
Real Estate Properties (Australian - Non Residential)	3	875,406.88	0.00
Shares in Listed Companies (Australian)	4	9.00	9.00
Total Investments		<u>1,403,035.88</u>	<u>527,629.00</u>
Other Assets			
Other Assets		1,440.00	1,440.00
Sundry Debtors		1,572.00	1,572.00
THE TRUSTEE QM SUPER FUND		38,754.36	263,223.00
Capitalised Borrowing Expense		12,099.45	0.00
Less: Amortisation of Borrowing expense		(875.14)	0.00
Income Tax Refundable		0.00	3,752.30
Total Other Assets		<u>52,990.67</u>	<u>269,987.30</u>
Total Assets		<u>1,456,026.55</u>	<u>797,616.30</u>
Less:			
Liabilities			
GST Payable		2,181.44	0.00
Income Tax Payable		4,111.58	0.00
PAYG Payable		0.00	4,305.00
Investment Mortgage Loan		958,930.77	405,110.00
Total Liabilities		<u>965,223.79</u>	<u>409,415.00</u>
Net assets available to pay benefits		<u>490,802.76</u>	<u>388,201.30</u>
Represented by:			
Liability for accrued benefits allocated to members' accounts	6, 7		
Tran, Quyen Dieu - Accumulation		309,736.78	255,429.45
Lam, Minh Hoa - Accumulation		181,065.73	132,771.85
Total Liability for accrued benefits allocated to members' accounts		<u>490,802.51</u>	<u>388,201.30</u>
Statement of Financial Position Does Balance		0.00	0.00
Consisting of			
Current year profit/loss not allocated to members		0.00	0.00
Member Data Clearing Account		0.00	0.00

QM SUPER FUND**Detailed Statement of Financial Position**

As at 30 June 2019

	Note	2019 \$	2018 \$
Assets			
Investments			
Real Estate Properties (Australian - Non Residential)	2		
64 Clear River Boulevard, Ashmore QLD, Australia		527,620.00	527,620.00
Real Estate Properties (Australian - Non Residential)	3		
75 Bridge Mall, Ballarat Central VIC, Australia		875,406.88	0.00
Shares in Listed Companies (Australian)	4		
King River Copper Limited - Option		4.00	4.00
Six Sigma Metals Limited		5.00	5.00
Total Investments		<u>1,403,035.88</u>	<u>527,629.00</u>
Other Assets			
Bank Accounts	5		
THE TRUSTEE QM SUPER FUND		38,754.36	263,223.00
Capitalised Borrowing Expense		12,099.45	0.00
Less: Amortisation of Borrowing expense		(875.14)	0.00
Other Assets		1,440.00	1,440.00
Sundry Debtors		1,572.00	1,572.00
Income Tax Refundable		0.00	3,752.30
Total Other Assets		<u>52,990.67</u>	<u>269,987.30</u>
Total Assets		<u>1,456,026.55</u>	<u>797,616.30</u>
Less:			
Liabilities			
GST Payable		2,181.44	0.00
Income Tax Payable		4,111.58	0.00
Investment Mortgage Loan			
Macquarie 1079 - 64 Clear River		400,253.31	405,110.00
XChange 126667 - 75 Bridge Mall		558,677.46	0.00
PAYG Payable		0.00	4,305.00
Total Liabilities		<u>965,223.79</u>	<u>409,415.00</u>
Net assets available to pay benefits		<u>490,802.76</u>	<u>388,201.30</u>
Represented By :			
Liability for accrued benefits allocated to members' accounts	6, 7		
Tran, Quyen Dieu - Accumulation		309,736.78	255,429.45
Lam, Minh Hoa - Accumulation		181,065.73	132,771.85
Total Liability for accrued benefits allocated to members' accounts		<u>490,802.51</u>	<u>388,201.30</u>

QM SUPER FUND

Detailed Statement of Financial Position

As at 30 June 2019

	Note	2019	2018
Statement of Financial Position Does Balance		\$ 0.00	\$ 0.00
Consisting of			
Current year profit/loss not allocated to members		0.00	0.00

QM SUPER FUND**Operating Statement**

For the year ended 30 June 2019

	Note	2019	2018
		\$	\$
Income			
Investment Income			
Dividends Received	9	0.00	11,141.00
Interest Received		1,207.45	246.00
Property Income	10	56,721.29	18,912.00
Contribution Income			
Employer Contributions		53,648.73	20,824.00
Personal Concessional		0.00	24,785.00
Personal Non Concessional		48,769.68	220.00
Other Income			
Interest Received ATO General Interest Charge		5.65	0.00
Total Income		<u>160,352.80</u>	<u>76,128.00</u>
Expenses			
Accountancy Fees		2,142.25	1,430.00
Administration Costs		316.00	1,800.00
ATO Supervisory Levy		259.00	259.00
Auditor's Remuneration		0.00	550.00
Bank Charges		0.00	2.00
Borrowing Cost		875.14	360.00
Investment Expenses		9,327.73	0.00
Interest Paid - 64 Clear River		25,544.73	0.00
Interest Paid - 75 Bridge Mall		9,786.94	0.00
Property Expenses - Interest on Deposit Paid		0.00	16,295.00
Property Expense - Rental Expenses		0.00	6,630.00
Investment Losses			
Changes in Market Values	11	0.00	(5,811.00)
Total Expenses		<u>48,251.79</u>	<u>21,515.00</u>
Benefits accrued as a result of operations before income tax			
Income Tax Expense	12	<u>9,499.80</u>	<u>3,261.70</u>
Benefits accrued as a result of operations		<u>102,601.21</u>	<u>51,351.30</u>

QM SUPER FUND**Detailed Operating Statement**

For the year ended 30 June 2019

	2019	2018
	\$	\$
Income		
Investment Income		
Dividends Received		
Dividends Received	0.00	11,141.00
	<u>0.00</u>	<u>11,141.00</u>
Interest Received		
THE TRUSTEE QM SUPER FUND	1,207.45	246.00
	<u>1,207.45</u>	<u>246.00</u>
Property Income		
64 Clear River Boulevard, Ashmore QLD, Australia	26,431.50	18,912.00
75 Bridge Mall, Ballarat Central VIC, Australia	30,289.79	0.00
	<u>56,721.29</u>	<u>18,912.00</u>
Contribution Income		
Employer Contributions - Concessional		
Minh Hoa Lam	24,996.00	0.00
Quyen Dieu Tran	28,652.73	20,824.00
	<u>53,648.73</u>	<u>20,824.00</u>
Personal Contributions - Concessional		
Minh Hoa Lam	0.00	24,785.00
	<u>0.00</u>	<u>24,785.00</u>
Personal Contributions - Non Concessional		
Minh Hoa Lam	24,384.84	0.00
Quyen Dieu Tran	24,384.84	220.00
	<u>48,769.68</u>	<u>220.00</u>
Other Income		
Interest Received ATO General Interest Charge	5.65	0.00
	<u>5.65</u>	<u>0.00</u>
Total Income	<u>160,352.80</u>	<u>76,128.00</u>
Expenses		
Accountancy Fees	2,142.25	1,430.00
Administration Costs	316.00	1,800.00
ATO Supervisory Levy	259.00	259.00
Auditor's Remuneration	0.00	550.00
Bank Charges	0.00	2.00
Borrowing Cost	875.14	360.00
Interest Paid - 64 Clear River	25,544.73	0.00
Interest Paid - 75 Bridge Mall	9,786.94	0.00
	<u>38,924.06</u>	<u>4,401.00</u>
Investment Expenses		
64 Clear River Boulevard, Ashmore QLD, Australia	7,463.83	0.00
75 Bridge Mall Ballarat	1,863.90	0.00
	<u>9,327.73</u>	<u>0.00</u>
Property Expense - Rental Expenses		

QM SUPER FUND**Detailed Operating Statement**

For the year ended 30 June 2019

	2019	2018
	\$	\$
64 Clear River Boulevard, Ashmore QLD, Australia	0.00	6,630.00
	<u>0.00</u>	<u>6,630.00</u>
Property Expenses - Interest on Deposit Paid		
64 Clear River Boulevard, Ashmore QLD, Australia	0.00	16,295.00
	<u>0.00</u>	<u>16,295.00</u>
Investment Losses		
Other Revaluations	0.00	(5,811.00)
	<u>0.00</u>	<u>(5,811.00)</u>
Changes in Market Values	<u>0.00</u>	<u>(5,811.00)</u>
Total Expenses	<u>48,251.79</u>	<u>21,515.00</u>
Benefits accrued as a result of operations before income tax	<u>112,101.01</u>	<u>54,613.00</u>
Income Tax Expense		
Income Tax Expense	9,499.80	3,261.70
Total Income Tax	<u>9,499.80</u>	<u>3,261.70</u>
Benefits accrued as a result of operations	<u>102,601.21</u>	<u>51,351.30</u>

Members Statement

Quyên Dieu Tran
 3 Old Orchard Way
 Doncaster, Victoria, 3108, Australia

Your Details

Date of Birth : 14/10/1964
 Age: 54
 Tax File Number: Provided
 Date Joined Fund: 01/07/2017
 Service Period Start Date: 01/07/2003
 Date Left Fund:
 Member Code: TRAQUY00002A
 Account Start Date 01/07/2017
 Account Phase: Accumulation Phase
 Account Description: Accumulation

Nominated Beneficiaries N/A
 Vested Benefits 309,736.78
 Total Death Benefit 309,736.78

Your Balance

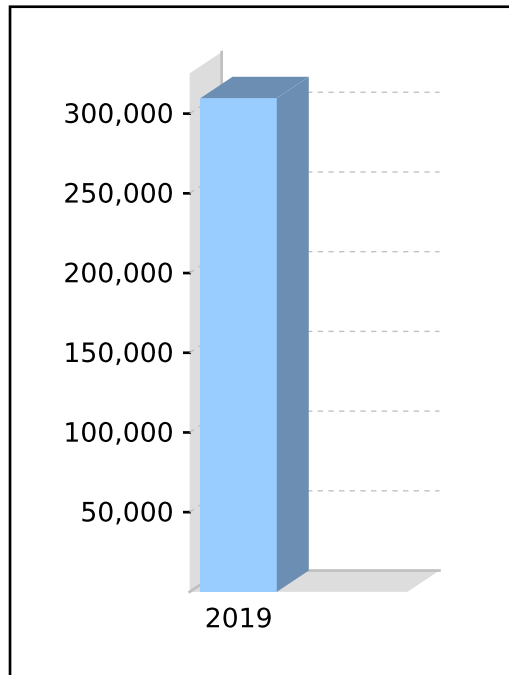
Total Benefits 309,736.78

Preservation Components
 Preserved 309,736.78
 Unrestricted Non Preserved
 Restricted Non Preserved

Tax Components
 Tax Free 35,012.84
 Taxable 274,723.94

Your Detailed Account Summary

	This Year
Opening balance at 01/07/2018	255,429.45
<u>Increases to Member account during the period</u>	
Employer Contributions	28,652.73
Personal Contributions (Concessional)	
Personal Contributions (Non Concessional)	24,384.84
Government Co-Contributions	
Other Contributions	
Proceeds of Insurance Policies	
Transfers In	
Net Earnings	6,550.28
Internal Transfer In	
<u>Decreases to Member account during the period</u>	
Pensions Paid	
Contributions Tax	4,297.91
Income Tax	982.61
No TFN Excess Contributions Tax	
Excess Contributions Tax	
Refund Excess Contributions	
Division 293 Tax	
Insurance Policy Premiums Paid	
Management Fees	
Member Expenses	
Benefits Paid/Transfers Out	
Superannuation Surcharge Tax	
Internal Transfer Out	
Closing balance at 30/06/2019	309,736.78



Members Statement

Minh Hoa Lam
 3 Old Orchard Way
 Doncaster, Victoria, 3108, Australia

Your Details

Date of Birth : 24/03/1965
 Age: 54
 Tax File Number: Provided
 Date Joined Fund: 01/07/2017
 Service Period Start Date:
 Date Left Fund:
 Member Code: LAMMIN00001A
 Account Start Date 01/07/2017
 Account Phase: Accumulation Phase
 Account Description: Accumulation

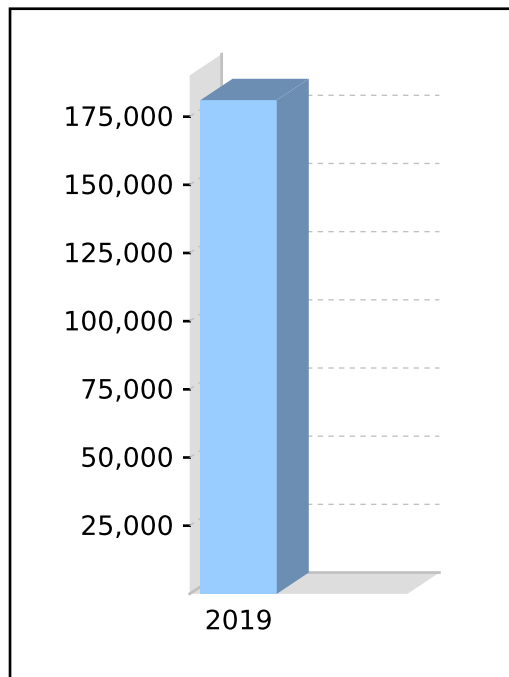
Nominated Beneficiaries N/A
 Vested Benefits 181,065.73
 Total Death Benefit 181,065.73

Your Balance

Total Benefits 181,065.73

Preservation Components
 Preserved 181,065.73
 Unrestricted Non Preserved
 Restricted Non Preserved

Tax Components
 Tax Free 30,553.26
 Taxable 150,512.47



Your Detailed Account Summary

	This Year
Opening balance at 01/07/2018	132,771.85
<u>Increases to Member account during the period</u>	
Employer Contributions	24,996.00
Personal Contributions (Concessional)	
Personal Contributions (Non Concessional)	24,384.84
Government Co-Contributions	
Other Contributions	
Proceeds of Insurance Policies	
Transfers In	
Net Earnings	3,132.32
Internal Transfer In	
<u>Decreases to Member account during the period</u>	
Pensions Paid	
Contributions Tax	3,749.40
Income Tax	469.88
No TFN Excess Contributions Tax	
Excess Contributions Tax	
Refund Excess Contributions	
Division 293 Tax	
Insurance Policy Premiums Paid	
Management Fees	
Member Expenses	
Benefits Paid/Transfers Out	
Superannuation Surcharge Tax	
Internal Transfer Out	
Closing balance at 30/06/2019	181,065.73

Members Statement

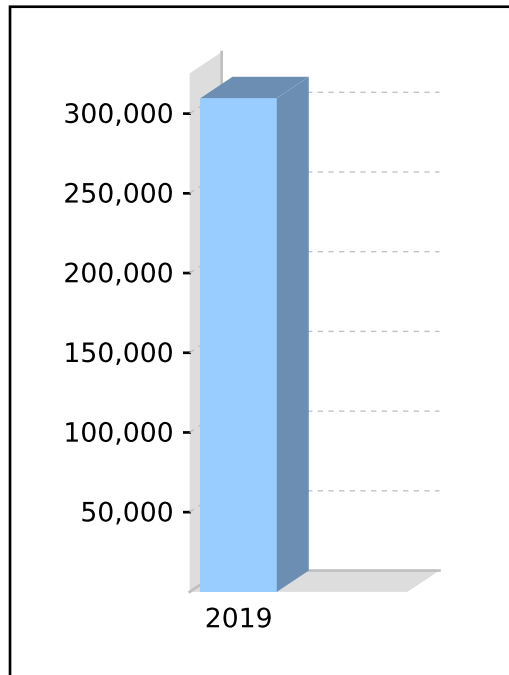
Quyên Dieu Tran
 3 Old Orchard Way
 Doncaster, Victoria, 3108, Australia

Your Details

Date of Birth :	14/10/1964	Vested Benefits	309,736.78
Age:	54	Total Death Benefit	309,736.78
Tax File Number:	Provided	Nominated Beneficiaries	N/A
Date Joined Fund:	01/07/2017		
Service Period Start Date:	01/07/2003		
Date Left Fund:			
Member Code:	Consolidated		
Account Start Date	01/07/2017		
Account Type:	Consolidated		
Account Description:	Consolidated		

Your Balance

Total Benefits	309,736.78
<u>Preservation Components</u>	
Preserved	309,736.78
Unrestricted Non Preserved	
Restricted Non Preserved	
<u>Tax Components</u>	
Tax Free	35,012.84
Taxable	274,723.94



Your Detailed Account Summary

	This Year
Opening balance at 01/07/2018	255,429.45
<u>Increases to Member account during the period</u>	
Employer Contributions	28,652.73
Personal Contributions (Concessional)	
Personal Contributions (Non Concessional)	24,384.84
Government Co-Contributions	
Other Contributions	
Proceeds of Insurance Policies	
Transfers In	
Net Earnings	6,550.28
Internal Transfer In	
<u>Decreases to Member account during the period</u>	
Pensions Paid	
Contributions Tax	4,297.91
Income Tax	982.61
No TFN Excess Contributions Tax	
Excess Contributions Tax	
Refund Excess Contributions	
Division 293 Tax	
Insurance Policy Premiums Paid	
Management Fees	
Member Expenses	
Benefits Paid/Transfers Out	
Superannuation Surcharge Tax	
Internal Transfer Out	
Closing balance at 30/06/2019	309,736.78

Members Statement

Minh Hoa Lam
 3 Old Orchard Way
 Doncaster, Victoria, 3108, Australia

Your Details

Date of Birth : 24/03/1965
 Age: 54
 Tax File Number: Provided
 Date Joined Fund: 01/07/2017
 Service Period Start Date:
 Date Left Fund:
 Member Code: Consolidated
 Account Start Date 01/07/2017
 Account Type: Consolidated
 Account Description: Consolidated

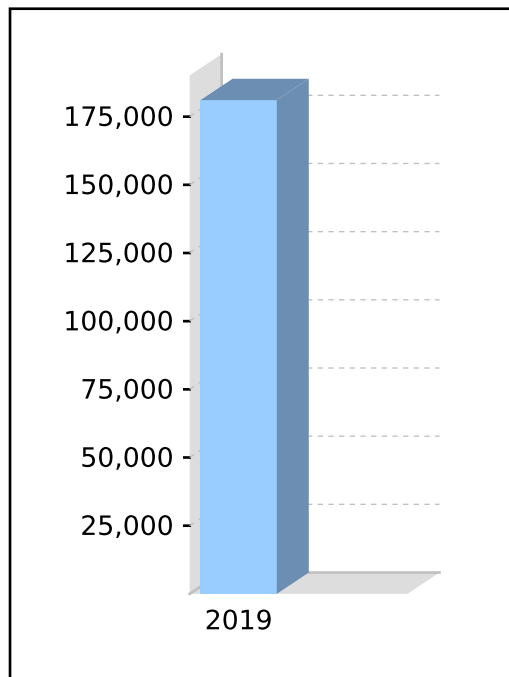
Vested Benefits 181,065.73
 Total Death Benefit 181,065.73
 Nominated Beneficiaries N/A

Your Balance

Total Benefits 181,065.73

Preservation Components
 Preserved 181,065.73
 Unrestricted Non Preserved
 Restricted Non Preserved

Tax Components
 Tax Free 30,553.26
 Taxable 150,512.47



Your Detailed Account Summary

	This Year
Opening balance at 01/07/2018	132,771.85
<u>Increases to Member account during the period</u>	
Employer Contributions	24,996.00
Personal Contributions (Concessional)	
Personal Contributions (Non Concessional)	24,384.84
Government Co-Contributions	
Other Contributions	
Proceeds of Insurance Policies	
Transfers In	
Net Earnings	3,132.32
Internal Transfer In	
<u>Decreases to Member account during the period</u>	
Pensions Paid	
Contributions Tax	3,749.40
Income Tax	469.88
No TFN Excess Contributions Tax	
Excess Contributions Tax	
Refund Excess Contributions	
Division 293 Tax	
Insurance Policy Premiums Paid	
Management Fees	
Member Expenses	
Benefits Paid/Transfers Out	
Superannuation Surcharge Tax	
Internal Transfer Out	
Closing balance at 30/06/2019	181,065.73

QM SUPER FUND

Members Summary Report

As at 30 June 2019

Opening Balance	Increases				Decreases					Closing Balance	
	Contributions	Transfers In	Net Earnings	Insurance Proceeds	Pensions Paid	Contributions Tax	Taxes Paid	Benefits Paid/ Transfers Out	Insurance Premiums		Member Expenses
Quyên Dieu Tran (Age: 54)											
TRAQUY00002A - Accumulation											
255,429.45	53,037.57		6,550.28			4,297.91	982.61				309,736.78
255,429.45	53,037.57		6,550.28			4,297.91	982.61				309,736.78
Minh Hoa Lam (Age: 54)											
LAMMIN00001A - Accumulation											
132,771.85	49,380.84		3,132.32			3,749.40	469.88				181,065.73
132,771.85	49,380.84		3,132.32			3,749.40	469.88				181,065.73
388,201.30	102,418.41		9,682.60			8,047.31	1,452.49				490,802.51

Notes to the Financial Statements

For the year ended 30 June 2019

Note 1: Summary of Significant Accounting Policies

The trustees have prepared the financial statements on the basis that the Superannuation Fund is a non-reporting entity because there are no users dependent on general purpose financial statements. The financial statements are therefore special purpose financial statements that have been prepared in order to meet the requirements of the Superannuation Industry (Supervision) Act 1993 and associated Regulations, the trust deed of the Fund and the needs of members.

The financial statements have been prepared on a cash basis and are based on historical costs, except for investments which have been measured at market value.

The following significant accounting policies, which are consistent with the policies applied in the previous period unless otherwise stated, have been adopted in the preparation of the financial statements.

The financial statements were authorised for issue by the Director(s).

a. Measurement of Investments

The Fund initially recognises:

- (i) an investment when it controls the future economic benefits expected to flow from the asset. For financial assets, the trade date is considered to be the date on which control of the future economic benefits attributable to the asset passes to the Fund; and
- (ii) a financial liability on the date it becomes a party to the contractual provisions of the instrument.

Investments of the Fund have been measured at market value, which refers to the amount that a willing buyer could reasonably be expected to pay to acquire an asset from a willing seller if the following assumptions were made:

- that the buyer and the seller deal with each other at arm's length in relation to the sale;
- that the sale occurred after proper marketing of the asset; and
- that the buyer and the seller acted knowledgeably and prudentially in relation to the sale.

Market value has been determined as follows:

- (i) shares and other securities listed on the Australian Securities Exchange by reference to the relevant market quotations at the end of the reporting period;
- (ii) units in managed funds by reference to the unit redemption price at the end of the reporting period;
- (iii) fixed-interest securities by reference to the redemption price at the end of the reporting period;
- (iv) unlisted investments are stated at trustees' assessment based on estimated market value at balance date or where necessary, an external valuer's opinion; and
- (v) investment properties at the trustees' assessment of the market value or where necessary a qualified independent valuer's opinion at the end of reporting period.

Financial liabilities, such as trade creditors and other payables, are measured at the gross value of the outstanding balance at the end of the reporting period. The trustees have determined that the gross values of the Fund's financial liabilities is equivalent to their market values. Any remeasurement changes in the gross values of non-current financial liabilities (including liabilities for members' accrued benefits) are recognised in the operating statement in the periods in which they occur.

b. Cash and Cash Equivalents

Cash and cash equivalents include cash on hand and at call, deposits with banks and short-term, highly liquid investments that are readily convertible to cash and subject to an insignificant risk of change in value.

c. Revenue

Revenue is recognised to the extent that it is probable that the economic benefits will flow to the Fund and the revenue can be reliably measured. Revenue is recognised at the fair value of the consideration received or receivable.

Notes to the Financial Statements

For the year ended 30 June 2019

Interest revenue

Interest revenue is recognised in respect of fixed-interest securities, and cash and cash equivalent balances. Interest revenue is recognised upon receipt.

Dividend revenue

Dividend revenue is recognised when the dividend has been paid or, in the case of dividend reinvestment schemes, when the dividend is credited to the benefit of the fund.

Rental revenue

Rental revenue arising from operating leases on investment properties is recognised upon receipt.

Distribution revenue

Distributions from unit trusts and managed funds are recognised as at the date the unit value is quoted ex-distribution and if not received at the end of the reporting period, are reflected in the statement of financial position as a receivable at market value.

Remeasurement changes in market values

Remeasurement changes in the market values of assets are recognised as income and determined as the difference between the market value at year-end or consideration received (if sold during the year) and the market value as at the prior year-end or cost (if acquired during the period).

Contributions

Contributions and transfers in are recognised when the control and the benefits from the revenue have been attained and are recorded by the Fund, gross of any taxes, in the period to which they relate.

d. Liability for Accrued Benefits

The liability for accrued benefits represents the Fund's present obligation to pay benefits to members and beneficiaries, and has been calculated as the difference between the carrying amount of the assets and the carrying amount of the other payables and income tax liabilities as at the end of the reporting period.

e. Goods and Services Tax (GST)

Revenues, expenses and assets are recognised net of the amount of GST, except where the amount of GST incurred is not recoverable from the Australian Taxation Office (ATO).

The net amount of GST recoverable from, or payable to, the ATO is included with other receivables or other payables in the statement of financial position.

f. Critical Accounting Estimates and Judgements

The preparation of financial statements requires the trustees to make judgements, estimates and assumptions that affect the application of accounting policies and the reported amounts of assets and liabilities, income and expenses. Actual results may differ from these estimates.

Estimates and underlying assumptions are reviewed on an ongoing basis. Revisions to accounting estimates are recognised in the period in which the estimate is revised and in any future period affected.

Note 2: Real Estate Properties (Australian - Non Residential)

	2019 \$	2018 \$
64 Clear River Boulevard, Ashmore QLD, Australia	527,620.00	527,620.00

QM SUPER FUND

Notes to the Financial Statements

For the year ended 30 June 2019

	527,620.00	527,620.00
Note 3: Real Estate Properties (Australian - Non Residential)		
	2019	2018
	\$	\$
75 Bridge Mall, Ballarat Central VIC, Australia	875,406.88	0.00
	875,406.88	0.00
Note 4: Shares in Listed Companies (Australian)		
	2019	2018
	\$	\$
King River Copper Limited - Option	4.00	4.00
Six Sigma Metals Limited	5.00	5.00
	9.00	9.00
Note 5: Banks and Term Deposits		
	2019	2018
	\$	\$
Banks		
THE TRUSTEE QM SUPER FUND	38,754.36	263,223.00
	38,754.36	263,223.00
Note 6: Liability for Accrued Benefits		
	2019	2018
	\$	\$
Liability for accrued benefits at beginning of year	388,201.30	0.00
Benefits accrued as a result of operations	102,601.21	51,351.30
Current year member movements	0.00	336,850.00
Liability for accrued benefits at end of year	490,802.51	388,201.30
Note 7: Vested Benefits		
Vested benefits are benefits that are not conditional upon continued membership of the fund (or any factor other than resignation from the plan) and include benefits which members were entitled to receive had they terminated their fund membership as at the end of the reporting period.		
	2019	2018
	\$	\$
Vested Benefits	490,802.51	388,201.30

QM SUPER FUND**Notes to the Financial Statements**

For the year ended 30 June 2019

Note 8: Guaranteed Benefits

No guarantees have been made in respect of any part of the liability for accrued benefits.

Note 9: Dividends

	2019 \$	2018 \$
Dividends Received	0.00	11,141.00
	0.00	11,141.00

Note 10: Rental Income

	2019 \$	2018 \$
64 Clear River Boulevard, Ashmore QLD, Australia	26,431.50	18,912.00
75 Bridge Mall, Ballarat Central VIC, Australia	30,289.79	0.00
	56,721.29	18,912.00

Note 11: Changes in Market Values**Unrealised Movements in Market Value**

	2019 \$	2018 \$
Other Revaluations		
Other Revaluations	0.00	5,811.00
	0.00	5,811.00
Total Unrealised Movement	0.00	5,811.00

Realised Movements in Market Value

	2019 \$	2018 \$
Total Realised Movement	0.00	0.00
	0.00	5,811.00
Changes in Market Values	0.00	5,811.00

Note 12: Income Tax Expense

	2019 \$	2018 \$
The components of tax expense comprise		
Current Tax	9,499.80	3,261.70

QM SUPER FUND**Notes to the Financial Statements**

For the year ended 30 June 2019

Income Tax Expense	9,499.80	3,261.70
--------------------	----------	----------

The prima facie tax on benefits accrued before income tax is reconciled to the income tax as follows:

Prima facie tax payable on benefits accrued before income tax at 15%	16,815.15	8,191.95
--	-----------	----------

Less:

Tax effect of:

Non Taxable Contributions	7,315.45	33.00
---------------------------	----------	-------

Increase in MV of Investments	0.00	871.65
-------------------------------	------	--------

Add:

Tax effect of:

Franking Credits	0.00	710.40
------------------	------	--------

Rounding	0.10	0.00
----------	------	------

Income Tax on Taxable Income or Loss	9,499.80	7,997.70
--------------------------------------	----------	----------

Less credits:

Franking Credits	0.00	4,736.00
------------------	------	----------

Current Tax or Refund	9,499.80	3,261.70
-----------------------	----------	----------

QM SUPER FUND**Statement of Taxable Income**

For the year ended 30 June 2019

	2019
	\$
Benefits accrued as a result of operations	112,101.01
Less	
Non Taxable Contributions	48,769.68
	<hr/> 48,769.68
SMSF Annual Return Rounding	0.67
	<hr/> 0.67
Taxable Income or Loss	<hr/> 63,332.00
Income Tax on Taxable Income or Loss	9,499.80
	<hr/> 9,499.80
CURRENT TAX OR REFUND	<hr/> 9,499.80
Supervisory Levy	259.00
Income Tax Instalments Paid	(5,388.00)
	<hr/> (5,388.00)
AMOUNT DUE OR REFUNDABLE	<hr/> 4,370.80

QM SUPER FUND

Investment Summary Report

As at 30 June 2019

Investment	Units	Market Price	Market Value	Average Cost	Accounting Cost	Unrealised Gain/(Loss)	Gain/(Loss)%	Portfolio Weight%	
Cash/Bank Accounts									
THE TRUSTEE QM SUPER FUND		38,754.360000	38,754.36	38,754.36	38,754.36			100.00 %	
			38,754.36		38,754.36		0.00 %	100.00 %	
Real Estate Properties (Australian - Non Residential)									
00002	75 Bridge Mall, Ballarat Central VIC, Australia	1.00	0.000000	0.00	82,500.00	82,500.00	(82,500.00)	(100.00) %	0.00 %
				0.00	82,500.00	(82,500.00)	(100.00) %	0.00 %	
			38,754.36		121,254.36	(82,500.00)	(68.04) %	100.00 %	

QM SUPER FUND**Investment Summary with Market Movement**

As at 30 June 2019

Investment	Units	Market Price	Market Value	Average Cost	Accounting Cost	Overall	Unrealised Current Year	Realised Movement	
Cash/Bank Accounts									
THE TRUSTEE QM SUPER FUND		38,754.360000	38,754.36	38,754.36	38,754.36				
			38,754.36		38,754.36				
Real Estate Properties (Australian - Non Residential)									
00002	75 Bridge Mall, Ballarat Central VIC, Australia	1.00	0.000000	0.00	82,500.00	82,500.00	(82,500.00)	792,906.88	0.00
				0.00	82,500.00	(82,500.00)	792,906.88	0.00	
				38,754.36	121,254.36	(82,500.00)	792,906.88	0.00	

Trustees Declaration

The directors of the trustee company have determined that the Fund is not a reporting entity and that these special purpose financial statements should be prepared in accordance with the accounting policies described in Note 1 to the financial statements.

The directors of the trustee company declare that:

- (i) the financial statements and notes to the financial statements for the year ended 30 June 2019 present fairly, in all material respects, the financial position of the Superannuation Fund at 30 June 2019 and the results of its operations for the year ended on that date in accordance with the accounting policies described in Note 1 to the financial statements;
- (ii) the financial statements and notes to the financial statements have been prepared in accordance with the requirements of the trust deed; and
- (iii) the operation of the superannuation fund has been carried out in accordance with its trust deed and in compliance with the requirements of the Superannuation Industry (Supervision) Act 1993 and associated Regulations during the year ended 30 June 2019.

Specifically, the directors of the trustee company declare that:

- in accordance with s120 of the Superannuation Industry (Supervision) Act 1993, no individual trustee has been or is a disqualified person;
- the Fund has satisfactory title to all assets, all assets are unencumbered and free from charge as prescribed by s50 of the Superannuation Industry (Supervision) Act 1993 and reg13.14 of the Superannuation Industry (Supervision) Act 1994; and
- to the knowledge of the directors of the trustee company, there have been no events or transactions subsequent to the balance date which could have a material impact on the Fund. Where such events have occurred, the effect of such events has been accounted and noted in the Fund's financial statements.

Signed in accordance with a resolution of the directors of the trustee company by:

26 October 2020

QM SUPER FUND

Compilation Report

We have compiled the accompanying special purpose financial statements of the QM SUPER FUND which comprise the statement of financial position as at 30/06/2019 the operating statement for the year then ended, a summary of significant accounting policies and other explanatory notes. The specific purpose for which the special purpose financial statements have been prepared is set out in Note 1 to the financial statements.

The Responsibility of the Trustee(s)

The Trustee(s) of QM SUPER FUND are solely responsible for the information contained in the special purpose financial statements, the reliability, accuracy and completeness of the information and for the determination that the financial reporting framework used is appropriate to meet their needs and for the purpose that the financial statements were prepared.

Our Responsibility

On the basis of information provided by the Trustee(s), we have compiled the accompanying special purpose financial statements in accordance with the financial reporting framework as described in Note 1 to the financial statements and APES 315: Compilation of Financial Information.

We have applied our expertise in accounting and financial reporting to compile these financial statements in accordance with the financial reporting framework described in Note 1 to the financial statements. We have complied with the relevant ethical requirements of APES 110: Code of Ethics for Professional Accountants.

Assurance Disclaimer

Since a compilation engagement is not an assurance engagement, we are not required to verify the reliability, accuracy or completeness of the information provided to us by management to compile these financial statements. Accordingly, we do not express an audit opinion or a review conclusion on these financial statements.

The special purpose financial statements were compiled exclusively for the benefit of the directors of the trustee company who are responsible for the reliability, accuracy and completeness of the information used to compile them. We do not accept responsibility for the contents of the special purpose financial statements.

Trident Financial Group

of

Level 1, 21 Shierlaw Avenue, Canterbury, Victoria 3126

Signed:

Dated: 26/10/2020