

Financial Statements and Reports
for the year ended
30 June 2023

Dillenbeck Superannuation Fund

Dillenbeck Superannuation Fund

Reports Index

Statement of Financial Position

Operating Statement

Notes to the Financial Statements

Statement of Taxable Income

Trustees Declaration

Compilation Report

Investment Summary

Investment Income

Realised Capital Gains

Members Statement

SMSF Annual Return

Dillenbeck Superannuation Fund

Statement of Financial Position

As at 30 June 2023

	Note	2023 \$	2022 \$
Assets			
Investments			
Fixed Interest Securities (Australian) - Unitised	2	540,000	540,000
Loans to Associated Entities (In house loans)	3	160,000	160,000
Managed Investments (Australian)	4	349,154	347,865
Shares in Listed Companies (Australian)	5	834,553	714,177
Stapled Securities	6	38,496	0
Units in Listed Unit Trusts (Australian)	7	704,263	650,193
Units in Unlisted Unit Trusts (Australian)	8	505,515	463,695
Total Investments		<u>3,131,981</u>	<u>2,875,930</u>
Other Assets			
Term Deposits	9	605,000	405,000
Bank Accounts	9	43,059	273,269
Distributions Receivable		20,948	26,488
Income Tax Refundable		18,877	17,239
Total Other Assets		<u>687,884</u>	<u>721,996</u>
Total Assets		<u>3,819,865</u>	<u>3,597,926</u>
Net assets available to pay benefits		<u>3,819,865</u>	<u>3,597,926</u>
Represented by:			
Liability for accrued benefits allocated to members' accounts			
Dillenbeck-Grantham, Timothy - Pension (Account Based Pension 1)		1,037,459	979,591
Dillenbeck-Grantham, Timothy - Pension (Account Based Pension 2)		652,926	616,442
Dillenbeck-Grantham, Timothy - Pension (Account Based Pension 3)		40,030	37,791
Dillenbeck-Grantham, Timothy - Pension (Account Based Pension 4)		149,608	141,240
Dillenbeck-Grantham, Annika - Pension (Account Based Pension 1)		1,507,487	1,416,588
Dillenbeck-Grantham, Annika - Pension (Account Based Pension 2)		93,941	88,263
Dillenbeck-Grantham, Annika - Pension (Account Based Pension 3)		104,963	98,638
Dillenbeck-Grantham, Annika - Pension (Account Based Pension 4)		233,451	219,373
Total Liability for accrued benefits allocated to members' accounts		<u>3,819,865</u>	<u>3,597,926</u>

Refer to compilation report

Dillenbeck Superannuation Fund

Operating Statement

For the year ended 30 June 2023

	Note	2023	2022
		\$	\$
Income			
Investment Income			
Trust Distributions	12	43,936	46,614
Dividends Received	11	44,804	41,551
Interest Received		63,478	61,233
Investment Gains			
Changes in Market Values	13	134,519	(167,281)
Total Income		<u>286,737</u>	<u>(17,883)</u>
Expenses			
Administration Costs		1,980	1,980
ATO Supervisory Levy		259	259
Auditor's Remuneration		550	550
ASIC Fees		59	56
Bank Charges		0	20
		<u>2,848</u>	<u>2,866</u>
Member Payments			
Pensions Paid		80,830	82,790
Total Expenses		<u>83,678</u>	<u>85,655</u>
Benefits accrued as a result of operations before income tax			
		<u>203,060</u>	<u>(103,540)</u>
Income Tax Expense	14	(18,877)	(17,239)
Benefits accrued as a result of operations		<u>221,937</u>	<u>(86,301)</u>

Notes to the Financial Statements

For the year ended 30 June 2023

Note 1: Summary of Significant Accounting Policies

The trustees have prepared the financial statements on the basis that the Superannuation Fund is not a reporting entity because it is not publicly accountable and is not required by law or governing document to prepare financial statements that comply with Australian Accounting Standards. The financial statements are therefore special purpose financial statements that have been prepared in order to meet the requirements of the Superannuation Industry (Supervision) Act 1993 and associated Regulations, the trust deed of the Fund and the needs of members.

The financial statements have been prepared on a cash basis and are based on historical costs, except for investments which have been measured at market value.

The following significant accounting policies, which are consistent with the policies applied in the previous period unless otherwise stated, have been adopted in the preparation of the financial statements.

The financial statements were authorised for issue by the Director(s).

a. Measurement of Investments

The Fund initially recognises:

- (i) an investment when it controls the future economic benefits expected to flow from the asset. For financial assets, the trade date is considered to be the date on which control of the future economic benefits attributable to the asset passes to the Fund; and
- (ii) a financial liability on the date it becomes a party to the contractual provisions of the instrument.

Investments of the Fund have been measured at market value, which refers to the amount that a willing buyer could reasonably be expected to pay to acquire an asset from a willing seller if the following assumptions were made:

- that the buyer and the seller deal with each other at arm's length in relation to the sale;
- that the sale occurred after proper marketing of the asset; and
- that the buyer and the seller acted knowledgeably and prudentially in relation to the sale.

Market value has been determined as follows:

- (i) shares and other securities listed on the Australian Securities Exchange by reference to the relevant market quotations at the end of the reporting period;
- (ii) units in managed funds by reference to the unit redemption price at the end of the reporting period;
- (iii) fixed-interest securities by reference to the redemption price at the end of the reporting period;
- (iv) unlisted investments are stated at trustees' assessment based on estimated market value at balance date or where necessary, an external valuer's opinion; and
- (v) investment properties at the trustees' assessment of the market value or where necessary a qualified independent valuer's opinion at the end of reporting period.

b. Cash and Cash Equivalents

Cash and cash equivalents include cash on hand and at call, deposits with banks and short-term, highly liquid investments that are readily convertible to cash and subject to an insignificant risk of change in value.

c. Revenue

Interest revenue

Interest revenue is recognised in respect of fixed-interest securities, and cash and cash equivalent balances. Interest revenue is recognised upon receipt.

Dividend revenue

Notes to the Financial Statements

For the year ended 30 June 2023

Dividend revenue is recognised when the dividend has been paid or, in the case of dividend reinvestment schemes, when the dividend is credited to the benefit of the fund.

Rental revenue

Upon entering into each contract as a lessor, the Fund assesses if the lease is a finance or operating lease. All leases have been assessed as operating leases. Rental revenue arising from operating leases on investment properties is recognised on straight-line basis over the term of the specific lease.

Distribution revenue

Distributions from unit trusts and managed funds are recognised as at the date the unit value is quoted ex-distribution and if not received at the end of the reporting period, are reflected in the statement of financial position as a receivable at market value.

Remeasurement changes in market values

Remeasurement changes in the market values of assets are recognised as income and determined as the difference between the market value at year-end or consideration received (if sold during the year) and the market value as at the prior year-end or cost (if acquired during the period).

Contributions

Contributions and transfers in are recognised when the control and the benefits from the revenue have been attained and are recorded by the Fund, gross of any taxes, in the period to which they relate.

d. Liability for Accrued Benefits

The liability for accrued benefits represents the Fund's present obligation to pay benefits to members and beneficiaries, and has been calculated as the difference between the carrying amount of the assets and the carrying amount of the other payables and income tax liabilities as at the end of the reporting period.

e. Trade and Other Payables

Financial liabilities, such as trade creditors and other payables, are measured at the gross value of the outstanding balance at the end of the reporting period. The trustees have determined that the gross value of the Fund's financial liabilities is equivalent to the market value. Any remeasurement changes in the gross value of non-current financial liabilities (including liabilities for members' accrued benefits) are recognised in the operating statement in the periods in which they occur.

f. Critical Accounting Estimates and Judgements

The preparation of financial statements requires the trustees to make judgements, estimates and assumptions that affect the application of accounting policies and the reported amounts of assets and liabilities, income and expenses. Actual results may differ from these estimates.

Estimates and underlying assumptions are reviewed on an ongoing basis. Revisions to accounting estimates are recognised in the period in which the estimate is revised and in any future period affected.

Note 2: Fixed Interest Securities (Australian) - Unitised

	2023 \$	2022 \$
ASCF Premium Capital Fund	100,000	100,000
ASCF Select Income Fund	75,000	75,000
La Trobe Aust Cred Fd 12 Mth T Act	365,000	365,000
	540,000	540,000

Notes to the Financial Statements

For the year ended 30 June 2023

Note 3: Loans to Associated Entities (In house loans)

	2023 \$	2022 \$
Loan - Dillienbeck Holdings Pty Ltd	160,000	160,000
	160,000	160,000

Note 4: Managed Investments (Australian)

	2023 \$	2022 \$
Australian Unity Health Care Property Trust Wholesale	179,550	176,462
Aberdeen Emerging Opportunities Fund	19,641	19,010
Wealthfocus Investment Advantage Bentham Global Income	103,817	107,308
Platinum Asia Fund	25,504	25,265
Platinum International Brands Fund	20,641	19,820
	349,153	347,865

Note 5: Shares in Listed Companies (Australian)

	2023 \$	2022 \$
AMP Limited	22,939	19,386
ANZ Group Holdings Limited	50,716	44,170
Alumina Limited	32,201	34,061
Bank Of Queensland Limited	22,234	27,014
Coles Group Limited.	34,077	32,948
Insurance Australia Group Limited	45,326	34,671
IOOF Holdings Limited	29,610	28,245
Mineral Resources Limited	47,144	31,858
Medibank Private Limited	45,232	41,762
National Australia Bank Limited	85,492	88,798
Nick Scali Limited	37,351	0
RIO Tinto Limited	75,925	67,987
Suncorp Group Limited	57,252	46,599
Telstra Corporation Limited	53,750	48,125
Westpac Banking Corporation	51,728	47,268
Woodside Energy Group Ltd	87,822	0

Dillenbeck Superannuation Fund

Notes to the Financial Statements

For the year ended 30 June 2023

Wesfarmers Limited	55,754	47,358
Woodside Petroleum Limited	0	73,924
	834,553	714,174

Note 6: Stapled Securities

	2023 \$	2022 \$
Charter Hall Long Wholesale REIT	38,496	0
	38,496	0

Note 7: Units in Listed Unit Trusts (Australian)

	2023 \$	2022 \$
Centuria Industrial Reit	44,950	0
Betashares Crypto Innovators Etf	3,465	2,453
SPDR Dow Jones Global Real Estate Fund	52,690	54,808
Betashares Global Sustainability Leaders Etf	61,008	50,736
Vaneck Morningstar International Wide Moat Etf	65,150	56,800
Growthpoint Properties Australia	46,314	56,606
Betashares Global Cybersecurity ETF	52,192	48,776
Vaneck Vectors Ftse Global Infrastructure (Hedged) ETF	52,520	55,900
Betashares Global Robotics And Artificial Intelligence Etf	49,438	34,276
Rural Funds Group	50,364	71,623
Stockland - Units/Ordinary Fully Paid Stapled Securities (GG)	72,137	64,619
SPDR S&P/ASX 200 Listed Property Fund	58,429	58,652
Vanguard Ftse Asia Ex Japan Shares Index Etf	46,906	47,065
Vanguard Australian Property Securities Index Etf	48,699	47,880
	704,262	650,194

Note 8: Units in Unlisted Unit Trusts (Australian)

	2023 \$	2022 \$
Perth Mint Australia Depository Unallocated Gold	505,515	463,695
	505,515	463,695

Notes to the Financial Statements

For the year ended 30 June 2023

Note 9: Banks and Term Deposits

	2023	2022
	\$	\$
Banks		
Bank - Australia Unity	61	59
Bank - Bank Australia	35	34
Bank - CBA Commsec Cash	3,145	1,736
Bank - Greater Bank	2	1
Bank - Heritage Business Cheque	3	3
Bank - Macquarie CMA	30,823	262,991
Bank - Qudos Bank	4	6
Bank - Rabobank	8,942	8,396
Bank - Suncorp	43	43
	<hr/>	<hr/>
	43,058	273,269
	<hr/>	<hr/>
	2023	2022
	\$	\$
Term Deposits		
Term Deposit - AMP	75,000	75,000
Term Deposit - Greater Bank \$90k	90,000	90,000
Term Deposit - Qudos Bank \$200k	200,000	0
Term Deposit - Rabobank	240,000	240,000
	<hr/>	<hr/>
	605,000	405,000
	<hr/>	<hr/>

Note 10: Guaranteed Benefits

No guarantees have been made in respect of any part of the liability for accrued benefits.

Note 11: Dividends

	2023	2022
	\$	\$
AMP Limited	508	0
ANZ Group Holdings Limited	3,026	2,847
Alumina Limited	1,422	1,987
Bank Of Queensland Limited	1,782	1,782
Coles Group Limited.	1,221	1,128

Dillenbeck Superannuation Fund

Notes to the Financial Statements

For the year ended 30 June 2023

IOOF Holdings Limited	2,342	2,446
Insurance Australia Group Limited	875	1,511
Medibank Private Limited	1,748	1,670
Mineral Resources Limited	1,452	0
National Australia Bank Limited	4,895	4,117
Nick Scali Limited	1,640	0
RIO Tinto Limited	4,701	9,420
Suncorp Group Limited	2,122	3,013
Telstra Corporation Limited	2,125	2,000
Wesfarmers Limited	2,124	1,921
Westpac Banking Corporation	3,248	2,933
Woodside Energy Group Ltd	9,573	0
Woodside Petroleum Limited	0	4,773
	<hr/>	<hr/>
	44,804	41,548
	<hr/>	<hr/>

Dillenbeck Superannuation Fund

Notes to the Financial Statements

For the year ended 30 June 2023

Note 12: Trust Distributions

	2023 \$	2022 \$
Platinum International Brands Fund	1,623	2,670
SPDR Dow Jones Global Real Estate Fund	1,648	3,627
Stockland - Units/Ordinary Fully Paid Stapled Securities (GG)	4,690	4,761
Vaneck Morningstar International Wide Moat Etf	1,000	1,300
SPDR S&P/ASX 200 Listed Property Fund	4,342	4,526
Centuria Industrial Reit	1,740	0
Charter Hall Long Wholesale REIT	2,016	0
Wealthfocus Investment Advantage Bentham Global Income	5,125	3,098
Vaneck Vectors Ftse Global Infrastructure (Hedged) ETF	1,690	1,664
Vanguard Australian Property Securities Index Etf	1,972	2,183
Rural Funds Group	3,347	3,348
Growthpoint Properties Australia	3,552	3,453
Vanguard Ftse Asia Ex Japan Shares Index Etf	1,075	920
Betashares Global Robotics And Artificial Intelligence Etf	24	305
Platinum Asia Fund	288	1,432
Aberdeen Emerging Opportunities Fund	231	1,681
Betashares Global Sustainability Leaders Etf	2,896	1,377
Australian Unity Health Care Property Trust Wholesale	6,678	6,456
Betashares Global Cybersecurity ETF	0	3,812
	43,937	46,613

Note 13: Changes in Market Values

Unrealised Movements in Market Value

	2023 \$	2022 \$
Managed Investments (Australian)		
Aberdeen Emerging Opportunities Fund	631	(9,195)
Australian Unity Health Care Property Trust Wholesale	3,088	28,177
Platinum Asia Fund	240	(5,947)
Platinum International Brands Fund	821	(9,295)
Wealthfocus Investment Advantage Bentham Global Income	(3,491)	(4,612)
	1,289	(872)

Refer to compilation report

Notes to the Financial Statements

For the year ended 30 June 2023

Shares in Listed Companies (Australian)

AMP Limited	3,552	(3,451)
ANZ Group Holdings Limited	4,013	(12,271)
Alumina Limited	(1,860)	(4,185)
Bank Of Queensland Limited	(4,779)	(9,882)
Coles Group Limited.	1,128	1,332
IOOF Holdings Limited	1,365	(16,590)
Insurance Australia Group Limited	10,656	(6,362)
Medibank Private Limited	3,470	1,156
Mineral Resources Limited	15,286	759
National Australia Bank Limited	(3,307)	3,793
Nick Scali Limited	(2,179)	0
RIO Tinto Limited	7,937	(15,848)
Suncorp Group Limited	10,652	(552)
Telstra Corporation Limited	5,625	1,125
Wesfarmers Limited	8,396	(17,165)
Westpac Banking Corporation	4,460	(15,295)
Woodside Energy Group Ltd	17,397	0
Woodside Petroleum Limited	(3,500)	17,289
	78,313	(76,145)

Stapled Securities

Charter Hall Long Wholesale REIT	(1,200)	0
	(1,200)	0

Units in Listed Unit Trusts (Australian)

Betashares Crypto Innovators Etf	1,012	(9,952)
Betashares Global Cybersecurity ETF	3,416	(13,122)
Betashares Global Robotics And Artificial Intelligence Etf	15,162	(27,836)
Betashares Global Sustainability Leaders Etf	10,272	(11,931)
Centuria Industrial Reit	5,178	0
Growthpoint Properties Australia	(10,292)	(10,956)
Rural Funds Group	(21,259)	(3,449)
SPDR Dow Jones Global Real Estate Fund	(2,118)	(6,682)
SPDR S&P/ASX 200 Listed Property Fund	(223)	(13,034)

Dillenbeck Superannuation Fund

Notes to the Financial Statements

For the year ended 30 June 2023

Stockland - Units/Ordinary Fully Paid Stapled Securities (GG)	7,518	(18,795)
Vaneck Morningstar International Wide Moat Etf	8,350	(7,127)
Vaneck Vectors Ftse Global Infrastructure (Hedged) ETF	(3,380)	1,898
Vanguard Australian Property Securities Index Etf	819	(9,129)
Vanguard Ftse Asia Ex Japan Shares Index Etf	(159)	(10,723)
	<u>14,297</u>	<u>(140,838)</u>
Units in Unlisted Unit Trusts (Australian)		
Perth Mint Australia Depository Unallocated Gold	41,820	50,573
	<u>41,820</u>	<u>50,573</u>
Total Unrealised Movement	<u>134,519</u>	<u>(167,281)</u>
Realised Movements in Market Value		
	2023	2022
	\$	\$
Total Realised Movement	<u>0</u>	<u>0</u>
Changes in Market Values	<u>134,519</u>	<u>(167,281)</u>
Note 14: Income Tax Expense		
	2023	2022
	\$	\$
The components of tax expense comprise		
Current Tax	(18,877)	(17,239)
Income Tax Expense	<u>(18,877)</u>	<u>(17,239)</u>

The prima facie tax on benefits accrued before income tax is reconciled to the income tax as follows:

Prima facie tax payable on benefits accrued before income tax at 15%	30,459	(15,531)
Less:		
Tax effect of:		
Increase in MV of Investments	20,178	0
Exempt Pension Income	22,530	21,394
Accounting Trust Distributions	6,590	6,992

Dillenbeck Superannuation Fund

Notes to the Financial Statements

For the year ended 30 June 2023

Add:

Tax effect of:

Decrease in MV of Investments	0	25,092
SMSF Non-Deductible Expenses	427	430
Pension Payments	12,124	12,418
Franking Credits	2,832	2,586
Foreign Credits	144	162
Taxable Trust Distributions	1,997	1,732
Distributed Foreign Income	1,315	1,498
Rounding	0	(1)
Less credits:		
Franking Credits	18,877	17,239
Current Tax or Refund	<u>(18,877)</u>	<u>(17,239)</u>

Dillenbeck Superannuation Fund
Statement of Taxable Income

For the year ended 30 June 2023

	2023
	\$
Benefits accrued as a result of operations	203,060.00
Less	
Increase in MV of investments	134,519.00
Exempt current pension income	150,198.00
Accounting Trust Distributions	43,936.00
	<hr/> 328,653.00
Add	
SMSF non deductible expenses	2,848.00
Pension Payments	80,830.00
Franking Credits	18,877.00
Foreign Credits	958.00
Taxable Trust Distributions	13,313.00
Distributed Foreign income	8,769.00
	<hr/> 125,595.00
SMSF Annual Return Rounding	(2.00)
	<hr/> 0.00
Taxable Income or Loss	<hr/> 0.00
Income Tax on Taxable Income or Loss	0.00
Less	
Franking Credits	18,877.47
	<hr/>
CURRENT TAX OR REFUND	<hr/> (18,877.47)
Supervisory Levy	259.00
	<hr/>
AMOUNT DUE OR REFUNDABLE	<hr/> (18,618.47)

Trustees Declaration

The directors of the trustee company have determined that the fund is not a reporting entity and that the special purpose financial statements should be prepared in accordance with the accounting policies described in Note 1 to the financial statements.

The directors of the trustee company declare that:

- (i) the financial statements and notes to the financial statements for the year ended 30 June 2023 present fairly, in all material respects, the financial position of the superannuation fund at 30 June 2023 and the results of its operations for the year ended on that date in accordance with the accounting policies described in Note 1 to the financial statements;
- (ii) the financial statements and notes to the financial statements have been prepared in accordance with the requirements of the trust deed; and
- (iii) the operation of the superannuation fund has been carried out in accordance with its trust deed and in compliance with the requirements of the Superannuation Industry (Supervision) Act 1993 and associated Regulations during the year ended 30 June 2023.

Signed in accordance with a resolution of the directors of the trustee company by:

.....
Timothy Dillenbeck-Grantham
Dillenbeck Holdings Pty Ltd
Director

.....
Annika Dillenbeck-Grantham
Dillenbeck Holdings Pty Ltd
Director

Dated this day of

Dillenbeck Superannuation Fund

Compilation Report

We have compiled the accompanying special purpose financial statements of the Dillenbeck Superannuation Fund which comprise the statement of financial position as at 30 June 2023 the operating statement for the year then ended, a summary of significant accounting policies and other explanatory notes. The specific purpose for which the special purpose financial statements have been prepared is set out in Note 1 to the financial statements.

The Responsibility of the Trustee

The Trustee of Dillenbeck Superannuation Fund are solely responsible for the information contained in the special purpose financial statements, the reliability, accuracy and completeness of the information and for the determination that the financial reporting framework used is appropriate to meet their needs and for the purpose that the financial statements were prepared.

Our Responsibility

On the basis of information provided by the Trustee, we have compiled the accompanying special purpose financial statements in accordance with the financial reporting framework as described in Note 1 to the financial statements and APES 315: Compilation of Financial Information.

We have applied our expertise in accounting and financial reporting to compile these financial statements in accordance with the financial reporting framework described in Note 1 to the financial statements. We have complied with the relevant ethical requirements of APES 110: Code of Ethics for Professional Accountants.

Assurance Disclaimer

Since a compilation engagement is not an assurance engagement, we are not required to verify the reliability, accuracy or completeness of the information provided to us by management to compile these financial statements. Accordingly, we do not express an audit opinion or a review conclusion on these financial statements.

The special purpose financial statements were compiled exclusively for the benefit of the directors of the trustee company who are responsible for the reliability, accuracy and completeness of the information used to compile them. We do not accept responsibility for the contents of the special purpose financial statements.

Joseph Hoang

of

ProPlus Super Pty Ltd
PO Box 1839
BROADBEACH QLD 4218

Signed:

Dated:

Dillenbeck Superannuation Fund

Investment Summary Report

As at 30 June 2023

Investment	Units	Market Price	Market Value	Average Cost	Accounting Cost	Unrealised Gain/(Loss)	Gain/(Loss)%	Portfolio Weight%
Cash/Bank Accounts								
Bank - Australia Unity		61.370000	61.37	61.37	61.37			0.00 %
Bank - Bank Australia		34.900000	34.90	34.90	34.90			0.00 %
Bank - CBA Commsec Cash		3,144.970000	3,144.97	3,144.97	3,144.97			0.08 %
Bank - Greater Bank		2.000000	2.00	2.00	2.00			0.00 %
Bank - Heritage Business Cheque		3.030000	3.03	3.03	3.03			0.00 %
Bank - Macquarie CMA		30,823.030000	30,823.03	30,823.03	30,823.03			0.82 %
Bank - Qudos Bank		4.450000	4.45	4.45	4.45			0.00 %
Bank - Rabobank		8,941.630000	8,941.63	8,941.63	8,941.63			0.24 %
Bank - Suncorp		43.360000	43.36	43.36	43.36			0.00 %
Term Deposit - AMP		75,000.000000	75,000.00	75,000.00	75,000.00			1.98 %
Term Deposit - Greater Bank \$90k		90,000.000000	90,000.00	90,000.00	90,000.00			2.38 %
Term Deposit - Qudos Bank \$200k		200,000.000000	200,000.00	200,000.00	200,000.00			5.29 %
Term Deposit - Rabobank		240,000.000000	240,000.00	240,000.00	240,000.00			6.35 %
			648,058.74		648,058.74			17.14 %
Fixed Interest Securities (Australian) - Unitised								
ASE0660AU ASCF Premium Capital Fund	100,000.00	1.000000	100,000.00	1.00	100,000.00	0.00	0.00 %	2.65 %
ASE3314AU ASCF Select Income Fund	75,000.00	1.000000	75,000.00	1.00	75,000.00	0.00	0.00 %	1.98 %
LTC0002AU La Trobe Aust Cred Fd 12 Mth T Act	365,000.00	1.000000	365,000.00	1.00	365,000.00	0.00	0.00 %	9.66 %
			540,000.00		540,000.00	0.00	0.00 %	14.29 %
Loans to Associated Entities (In house loans)								
Loan - Dillienbeck Holdings Pty Ltd		160,000.000000	160,000.00	160,000.00	160,000.00			4.23 %
			160,000.00		160,000.00			4.23 %
Managed Investments (Australian)								
ETL0032AU Aberdeen Emerging Opportunities Fund	13,087.63	1.500700	19,640.61	1.91	25,000.00	(5,359.39)	(21.44) %	0.52 %
AUS0112AU Australian Unity Health Care Property Trust	66,118.04	2.715600	179,550.16	1.51	99,815.49	79,734.67	79.88 %	4.75 %

Dillenbeck Superannuation Fund

Investment Summary Report

As at 30 June 2023

Investment	Units	Market Price	Market Value	Average Cost	Accounting Cost	Unrealised Gain/(Loss)	Gain/(Loss)%	Portfolio Weight%	
Wholesale									
PLA0004AU	Platinum Asia Fund	11,465.26	2.224500	25,504.47	2.62	30,000.00	(4,495.53)	(14.99) %	0.67 %
PLA0100AU	Platinum International Brands Fund	11,236.46	1.837000	20,641.38	2.22	25,000.00	(4,358.62)	(17.43) %	0.55 %
PER0467AU	Wealthfocus Investment Advantage Bentham Global Income	77,061.37	1.347200	103,817.07	1.46	112,823.41	(9,006.34)	(7.98) %	2.75 %
			349,153.69		292,638.90	56,514.79	19.31 %	9.24 %	
Shares in Listed Companies (Australian)									
AWC.AX	Alumina Limited	23,250.00	1.385000	32,201.25	1.58	36,740.50	(4,539.25)	(12.35) %	0.85 %
AMP.AX	AMP Limited	20,300.00	1.130000	22,939.00	1.97	40,073.40	(17,134.40)	(42.76) %	0.61 %
ANZ.AX	ANZ Group Holdings Limited	2,139.00	23.710000	50,715.69	30.97	66,235.12	(15,519.43)	(23.43) %	1.34 %
BOQ.AX	Bank Of Queensland Limited	4,050.00	5.490000	22,234.50	9.82	39,780.67	(17,546.17)	(44.11) %	0.59 %
COL.AX	Coles Group Limited.	1,850.00	18.420000	34,077.00	15.46	28,609.40	5,467.60	19.11 %	0.90 %
IAG.AX	Insurance Australia Group Limited	7,952.00	5.700000	45,326.40	5.39	42,838.17	2,488.23	5.81 %	1.20 %
IFL.AX	IOOF Holdings Limited	10,500.00	2.820000	29,610.00	4.95	51,930.79	(22,320.79)	(42.98) %	0.78 %
MPL.AX	Medibank Private Limited	12,850.00	3.520000	45,232.00	2.63	33,790.24	11,441.76	33.86 %	1.20 %
MIN.AX	Mineral Resources Limited	660.00	71.430000	47,143.80	47.12	31,098.98	16,044.82	51.59 %	1.25 %
NAB.AX	National Australia Bank Limited	3,242.00	26.370000	85,491.54	25.57	82,882.09	2,609.45	3.15 %	2.26 %
NCK.AX	Nick Scali Limited	4,100.00	9.110000	37,351.00	9.64	39,530.23	(2,179.23)	(5.51) %	0.99 %
RIO.AX	RIO Tinto Limited	662.00	114.690000	75,924.78	68.73	45,500.09	30,424.69	66.87 %	2.01 %
SUN.AX	Suncorp Group Limited	4,244.00	13.490000	57,251.56	11.93	50,635.30	6,616.26	13.07 %	1.51 %
TLS.AX	Telstra Corporation Limited	12,500.00	4.300000	53,750.00	4.00	49,943.17	3,806.83	7.62 %	1.42 %
WES.AX	Wesfarmers Limited	1,130.00	49.340000	55,754.20	34.69	39,204.61	16,549.59	42.21 %	1.47 %
WBC.AX	Westpac Banking Corporation	2,424.00	21.340000	51,728.16	29.30	71,015.58	(19,287.42)	(27.16) %	1.37 %
WDS.AX	Woodside Energy Group Ltd	2,550.00	34.440000	87,822.00	27.62	70,424.53	17,397.47	24.70 %	2.32 %
			834,552.88		820,232.87	14,320.01	1.75 %	22.08 %	
Stapled Securities									

Dillenbeck Superannuation Fund

Investment Summary Report

As at 30 June 2023

Investment	Units	Market Price	Market Value	Average Cost	Accounting Cost	Unrealised Gain/(Loss)	Gain/(Loss)%	Portfolio Weight%	
CLW.AX	Charter Hall Long Wholesale REIT	9,600.00	4.010000	38,496.00	4.13	39,695.58	(1,199.58)	(3.02) %	1.02 %
			38,496.00		39,695.58	(1,199.58)	(3.02) %	1.02 %	
Units in Listed Unit Trusts (Australian)									
CRYP.AX	Betashares Crypto Innovators Etf	1,100.00	3.150000	3,465.00	11.28	12,404.95	(8,939.95)	(72.07) %	0.09 %
HACK.AX	Betashares Global Cybersecurity ETF	5,600.00	9.320000	52,192.00	11.05	61,898.18	(9,706.18)	(15.68) %	1.38 %
RBTZ.AX	Betashares Global Robotics And Artificial Intelligence Etf	3,800.00	13.010000	49,438.00	16.35	62,112.49	(12,674.49)	(20.41) %	1.31 %
ETHI.AX	Betashares Global Sustainability Leaders Etf	4,800.00	12.710000	61,008.00	13.06	62,667.11	(1,659.11)	(2.65) %	1.61 %
CIP.AX	Centuria Industrial Reit	14,500.00	3.100000	44,950.00	2.74	39,772.42	5,177.58	13.02 %	1.19 %
GOZ.AX	Growthpoint Properties Australia	16,600.00	2.790000	46,314.00	3.25	53,958.74	(7,644.74)	(14.17) %	1.23 %
RFF.AX	Rural Funds Group	28,535.00	1.765000	50,364.28	2.20	62,871.38	(12,507.10)	(19.89) %	1.33 %
DJRE.AX	SPDR Dow Jones Global Real Estate Fund	2,750.00	19.160000	52,690.00	18.20	50,056.85	2,633.15	5.26 %	1.39 %
SLF.AX	SPDR S&P/ASX 200 Listed Property Fund	5,570.00	10.490000	58,429.30	11.14	62,054.39	(3,625.09)	(5.84) %	1.55 %
SGP.AX	Stockland - Units/Ordinary Fully Paid Stapled Securities (GG)	17,900.00	4.030000	72,137.00	3.98	71,323.63	813.37	1.14 %	1.91 %
GOAT.AX	Vaneck Morningstar International Wide Moat Etf	2,500.00	26.060000	65,150.00	25.57	63,926.62	1,223.38	1.91 %	1.72 %
IFRA.AX	Vaneck Vectors Ftse Global Infrastructure (Hedged) ETF	2,600.00	20.200000	52,520.00	19.41	50,473.14	2,046.86	4.06 %	1.39 %
VAP.AX	Vanguard Australian Property Securities Index Etf	630.00	77.300000	48,699.00	79.46	50,061.31	(1,362.31)	(2.72) %	1.29 %
VAE.AX	Vanguard Ftse Asia Ex Japan Shares Index Etf	690.00	67.980000	46,906.20	73.52	50,727.76	(3,821.56)	(7.53) %	1.24 %
			704,262.78		754,308.97	(50,046.19)	(6.63) %	18.63 %	
Units in Unlisted Unit Trusts (Australian)									
DEPGOLD	Perth Mint Australia Depository Unallocated Gold	176.05	2,871.460000	505,514.79	1,732.47	304,998.31	200,516.48	65.74 %	13.37 %
			505,514.79		304,998.31	200,516.48	65.74 %	13.37 %	

Dillenbeck Superannuation Fund
Investment Summary Report

As at 30 June 2023

Investment	Units	Market Price	Market Value	Average Cost	Accounting Cost	Unrealised Gain/(Loss)	Gain/(Loss)%	Portfolio Weight%
			3,780,038.88		3,559,933.37	220,105.51	6.18 %	100.00 %

Dillenbeck Superannuation Fund

Investment Income Report

As at 30 June 2023

Investment	Total Income	Franked	Unfranked	Interest/ Other	Franking Credits	Foreign Income	Foreign Credits * 1	Assessable Income	TFN Credits	Other Deductions	Distributed Capital Gains	Non-Assessable Payments
								(Excl. Capital Gains) * 2				
Bank Accounts												
Bank - Australia Unity	1.37			1.37	0.00	0.00	0.00	1.37			0.00	0.00
Bank - CBA Commsec Cash	406.89			406.89	0.00	0.00	0.00	406.89			0.00	0.00
Bank - Macquarie CMA	2,323.44			2,323.44	0.00	0.00	0.00	2,323.44			0.00	0.00
Bank - Qudos Bank	0.42			0.42	0.00	0.00	0.00	0.42			0.00	0.00
Bank - Rabobank	145.74			145.74	0.00	0.00	0.00	145.74			0.00	0.00
Bank - Suncorp	0.67			0.67	0.00	0.00	0.00	0.67			0.00	0.00
	2,878.53			2,878.53	0.00	0.00	0.00	2,878.53			0.00	0.00
Fixed Interest Securities (Australian) - Unitised												
ASE0660AU ASCF Premium Capital Fund	5,219.48			5,219.48	0.00	0.00	0.00	5,219.48			0.00	0.00
ASE3314AU ASCF Select Income Fund	3,938.18			3,938.18	0.00	0.00	0.00	3,938.18			0.00	0.00
LTC0002AU La Trobe Aust Cred Fd 12 Mth T Act	19,003.01			19,003.01	0.00	0.00	0.00	19,003.01			0.00	0.00
	28,160.67			28,160.67	0.00	0.00	0.00	28,160.67			0.00	0.00
Loans to Associated Entities (In house loans)												
Loan - Dillienbeck Holdings Pty Ltd	15,999.96			15,999.96	0.00	0.00	0.00	15,999.96			0.00	0.00
	15,999.96			15,999.96	0.00	0.00	0.00	15,999.96			0.00	0.00
Managed Investments (Australian)												
ETL0032AU Aberdeen Emerging Opportunities Fund	230.54	0.00	0.00	3.31	0.00	227.23	84.98	315.52	0.00	0.00	0.00	0.00
AUS0112AU Australian Unity Health Care Property Trust Wholesale	6,677.92	0.00	0.00	648.38	0.00	0.00	0.00	648.38	0.00	0.00	2,307.90	3,721.64
PLA0004AU Platinum Asia Fund	287.79	0.00	0.00	0.00	0.00	287.77	40.77	328.54	0.00	0.00	0.02	0.00
PLA0100AU Platinum International Brands Fund	1,623.36	0.00	0.00	614.61	0.00	17.57	39.95	672.13	0.00	0.00	991.18	0.00
PER0467AU Wealthfocus Investment Advantage Bentham Global Income	5,124.86	2.04	0.00	1,054.73	2.31	4,068.09	16.03	5,143.20	0.00	0.00	0.00	0.00
	13,944.47	2.04	0.00	2,321.03	2.31	4,600.66	181.73	7,107.77	0.00	0.00	3,299.10	3,721.64
Shares in Listed Companies (Australian)												
AWC.AX Alumina Limited	1,421.92	1,421.92	0.00		609.39			2,031.31		0.00		
AMP.AX AMP Limited	507.50	101.50	406.00		43.50			551.00		0.00		

Dillenbeck Superannuation Fund

Investment Income Report

As at 30 June 2023

Investment		Total Income	Franked	Unfranked	Interest/ Other	Franking Credits	Foreign Income	Foreign Credits * 1	Assessable Income	TFN Credits	Other Deductions	Distributed Capital Gains	Non-Assessable Payments
									(Excl. Capital Gains) * 2				
ANZ.AX	ANZ Group Holdings Limited	3,026.46	3,026.46	0.00		1,297.06			4,323.52		0.00		
BOQ.AX	Bank Of Queensland Limited	1,782.00	1,782.00	0.00		763.71			2,545.71		0.00		
COL.AX	Coles Group Limited.	1,221.00	1,221.00	0.00		523.29			1,744.29		0.00		
IAG.AX	Insurance Australia Group Limited	874.72	421.46	453.26		180.63			1,055.35		0.00		
IFL.AX	IOOF Holdings Limited	2,341.50	1,790.25	551.25		767.25			3,108.75		0.00		
MPL.AX	Medibank Private Limited	1,747.60	1,747.60	0.00		748.97			2,496.57		0.00		
MIN.AX	Mineral Resources Limited	1,452.00	1,452.00	0.00		622.29			2,074.29		0.00		
NAB.AX	National Australia Bank Limited	4,895.42	4,895.42	0.00		2,098.03			6,993.45		0.00		
NCK.AX	Nick Scali Limited	1,640.00	1,640.00	0.00		702.86			2,342.86		0.00		
RIO.AX	RIO Tinto Limited	4,701.45	4,701.45	0.00		2,014.91			6,716.36		0.00		
SUN.AX	Suncorp Group Limited	2,122.00	2,122.00	0.00		909.43			3,031.43		0.00		
TLS.AX	Telstra Corporation Limited	2,125.00	2,125.00	0.00		910.72			3,035.72		0.00		
WES.AX	Wesfarmers Limited	2,124.40	2,124.40	0.00		910.46			3,034.86		0.00		
WBC.AX	Westpac Banking Corporation	3,248.16	3,248.16	0.00		1,392.07			4,640.23		0.00		
WDS.AX	Woodside Energy Group Ltd	9,572.52	9,572.52	0.00		4,102.51			13,675.03		0.00		
		44,803.65	43,393.14	1,410.51		18,597.08			63,400.73		0.00		
Stapled Securities													
CLW.AX	Charter Hall Long Wholesale REIT	2,016.00	0.00	0.00	518.14	0.00	0.00	0.00	518.14	0.00	0.00	375.22	1,122.64
		2,016.00	0.00	0.00	518.14	0.00	0.00	0.00	518.14	0.00	0.00	375.22	1,122.64
Term Deposits													
	Term Deposit - AMP	2,356.03			2,356.03	0.00	0.00	0.00	2,356.03			0.00	0.00
	Term Deposit - Greater Bank \$90k	2,790.00			2,790.00	0.00	0.00	0.00	2,790.00			0.00	0.00
	Term Deposit - Qudos Bank \$200k	2,893.15			2,893.15	0.00	0.00	0.00	2,893.15			0.00	0.00
	Term Deposit - Rabobank	8,400.00			8,400.00	0.00	0.00	0.00	8,400.00			0.00	0.00
		16,439.18			16,439.18	0.00	0.00	0.00	16,439.18			0.00	0.00
Units in Listed Unit Trusts (Australian)													
RBTZ.AX	Betashares Global Robotics	23.81	0.00	0.00	0.00	0.00	23.81	37.62	61.43	0.00	0.00	0.00	0.00

Dillenbeck Superannuation Fund

Investment Income Report

As at 30 June 2023

Investment	Total Income	Franked	Unfranked	Interest/ Other	Franking Credits	Foreign Income	Foreign Credits * 1	Assessable Income	TFN Credits	Other Deductions	Distributed Capital Gains	Non-Assessable Payments	
								(Excl. Capital Gains) * 2					
	And Artificial Intelligence Etf												
ETHI.AX	Betashares Global Sustainability Leaders Etf	2,896.00	0.00	0.00	0.37	0.00	610.59	140.34	751.30	0.00	0.00	2,285.04	0.00
CIP.AX	Centuria Industrial Reit	1,740.00	0.00	0.00	721.02	0.00	0.00	0.00	721.02	0.00	0.00	786.06	232.92
GOZ.AX	Growthpoint Properties Australia	3,552.40	0.00	0.00	2,051.34	0.00	0.00	0.00	2,051.34	0.00	0.00	984.64	516.42
RFF.AX	Rural Funds Group	3,347.16	234.72	1,521.64	653.48	100.59	0.00	0.00	2,510.43	0.00	0.00	0.00	937.32
DJRE.AX	SPDR Dow Jones Global Real Estate Fund	1,648.40	7.41	0.00	43.60	3.78	1,558.94	299.13	1,912.86	0.00	0.00	22.48	15.97
SLF.AX	SPDR S&P/ASX 200 Listed Property Fund	4,341.58	167.91	41.64	1,145.40	94.41	37.56	2.64	1,489.56	0.00	0.00	2,422.72	526.35
SGP.AX	Stockland - Units/Ordinary Fully Paid Stapled Securities (GG)	4,689.80	0.00	0.00	2,975.80	0.00	0.00	0.00	2,975.80	0.00	0.00	418.58	1,295.42
GOAT.AX	Vaneck Morningstar International Wide Moat Etf	1,000.00	0.00	0.00	0.00	0.00	960.20	139.70	1,099.90	0.00	0.00	2,963.60	(2,923.80)
IFRA.AX	Vaneck Vectors Ftse Global Infrastructure (Hedged) ETF	1,690.00	0.00	0.00	0.00	3.21	0.00	0.00	3.21	0.00	0.00	1,079.57	610.43
VAP.AX	Vanguard Australian Property Securities Index Etf	1,972.31	170.89	30.33	669.30	76.09	29.14	1.26	977.01	0.00	0.00	1,072.65	0.00
VAE.AX	Vanguard Ftse Asia Ex Japan Shares Index Etf	1,074.57	0.00	0.00	36.83	0.00	948.54	155.32	1,140.69	0.00	0.00	0.00	89.20
		27,976.03	580.93	1,593.61	8,297.14	278.08	4,168.78	776.01	15,694.55	0.00	0.00	12,035.34	1,300.23
		152,218.49	43,976.11	3,004.12	74,614.65	18,877.47	8,769.44	957.74	150,199.53	0.00	0.00	15,709.66	6,144.51

Assessable Income (Excl. Capital Gains) **150,199.53**

Net Capital Gain **10,756.99**

Total Assessable Income 160,956.52

* 1 Includes foreign credits from foreign capital gains.

* 2 Assessable Income in the SMSF Annual Return will be different as capital gains and losses from disposals of assets have not been included.

For a breakdown of Distributed Capital Gains and Non-Assessable Payments refer to Distributions Reconciliation Report.

Dillenbeck Superannuation Fund

Realised Capital Gains Report

For The Period 01 July 2022 - 30 June 2023

Investment		Accounting Treatment				Tax Treatment						
Purchase Contract Date	Disposal Contract Date	Units	Cost	Proceeds	Accounting Profit/(Loss)	Adjusted Cost Base	Reduced Cost Base	Indexed Cost Base	Indexed Gains	Discounted Gains (Gross)	Other Gains	Capital Loss
Managed Investments (Australian)												
AUS0112AU - Australian Unity Health Care Property Trust Wholesale												
		0.00	0.00	0.00	0.00	0.00	0.00	0.00	0.00	2,307.90	0.00	0.00
		0.00	0.00	0.00	0.00	0.00	0.00	0.00	0.00	2,307.90	0.00	0.00
PLA0004AU - Platinum Asia Fund												
		0.00	0.00	0.00	0.00	0.00	0.00	0.00	0.00	0.02	0.00	0.00
		0.00	0.00	0.00	0.00	0.00	0.00	0.00	0.00	0.02	0.00	0.00
PLA0100AU - Platinum International Brands Fund												
		0.00	0.00	0.00	0.00	0.00	0.00	0.00	0.00	602.30	388.88	0.00
		0.00	0.00	0.00	0.00	0.00	0.00	0.00	0.00	602.30	388.88	0.00
		0.00	0.00	0.00	0.00	0.00	0.00	0.00	0.00	2,910.22	388.88	0.00
Stapled Securities												
CLW.AX1 - Charter Hall Long Wholesale REIT												
		0.00	0.00	0.00	0.00	0.00	0.00	0.00	0.00	375.22	0.00	0.00
		0.00	0.00	0.00	0.00	0.00	0.00	0.00	0.00	375.22	0.00	0.00
		0.00	0.00	0.00	0.00	0.00	0.00	0.00	0.00	375.22	0.00	0.00
Units in Listed Unit Trusts (Australian)												
CIP.AX - Centuria Industrial Reit												
		0.00	0.00	0.00	0.00	0.00	0.00	0.00	0.00	786.06	0.00	0.00
		0.00	0.00	0.00	0.00	0.00	0.00	0.00	0.00	786.06	0.00	0.00
DJRE.AX1 - SPDR Dow Jones Global Real Estate Fund												

Dillenbeck Superannuation Fund

Realised Capital Gains Report

For The Period 01 July 2022 - 30 June 2023

Investment		Accounting Treatment				Tax Treatment						
Purchase Contract Date	Disposal Contract Date	Units	Cost	Proceeds	Accounting Profit/(Loss)	Adjusted Cost Base	Reduced Cost Base	Indexed Cost Base	Indexed Gains	Discounted Gains (Gross)	Other Gains	Capital Loss
Units in Listed Unit Trusts (Australian)												
		0.00	0.00	0.00	0.00	0.00	0.00	0.00	0.00	22.48	0.00	0.00
		0.00	0.00	0.00	0.00	0.00	0.00	0.00	0.00	22.48	0.00	0.00
ETHI.AX - Betashares Global Sustainability Leaders Etf												
		0.00	0.00	0.00	0.00	0.00	0.00	0.00	0.00	2,285.04	0.00	0.00
		0.00	0.00	0.00	0.00	0.00	0.00	0.00	0.00	2,285.04	0.00	0.00
GOAT.AX - Vaneck Morningstar International Wide Moat Etf												
		0.00	0.00	0.00	0.00	0.00	0.00	0.00	0.00	2,716.80	246.80	0.00
		0.00	0.00	0.00	0.00	0.00	0.00	0.00	0.00	2,716.80	246.80	0.00
GOZ.AX - Growthpoint Properties Australia												
		0.00	0.00	0.00	0.00	0.00	0.00	0.00	0.00	984.64	0.00	0.00
		0.00	0.00	0.00	0.00	0.00	0.00	0.00	0.00	984.64	0.00	0.00
IFRA.AX - Vaneck Vectors Ftse Global Infrastructure (Hedged) ETF												
		0.00	0.00	0.00	0.00	0.00	0.00	0.00	0.00	863.58	215.99	0.00
		0.00	0.00	0.00	0.00	0.00	0.00	0.00	0.00	863.58	215.99	0.00
SGP.AX - Stockland - Units/Ordinary Fully Paid Stapled Securities (GG)												
		0.00	0.00	0.00	0.00	0.00	0.00	0.00	0.00	418.57	0.00	0.00
		0.00	0.00	0.00	0.00	0.00	0.00	0.00	0.00	418.57	0.00	0.00
SLF.AX - SPDR S&P/ASX 200 Listed Property Fund												
		0.00	0.00	0.00	0.00	0.00	0.00	0.00	0.00	2,422.71	0.00	0.00
		0.00	0.00	0.00	0.00	0.00	0.00	0.00	0.00	2,422.71	0.00	0.00

Dillenbeck Superannuation Fund
Realised Capital Gains Report

For The Period 01 July 2022 - 30 June 2023

Investment		Accounting Treatment				Tax Treatment						
Purchase Contract Date	Disposal Contract Date	Units	Cost	Proceeds	Accounting Profit/(Loss)	Adjusted Cost Base	Reduced Cost Base	Indexed Cost Base	Indexed Gains	Discounted Gains (Gross)	Other Gains	Capital Loss
Units in Listed Unit Trusts (Australian)												
VAP.AX1 - Vanguard Australian Property Securities Index Etf												
		0.00	0.00	0.00	0.00	0.00	0.00	0.00	0.00	1,072.65	0.00	0.00
		0.00	0.00	0.00	0.00	0.00	0.00	0.00	0.00	1,072.65	0.00	0.00
		0.00	0.00	0.00	0.00	0.00	0.00	0.00	0.00	11,572.53	462.79	0.00
		0.00	0.00	0.00	0.00	0.00	0.00	0.00	0.00	14,857.97	851.67	0.00

Dillenbeck Superannuation Fund

Members Statement

Timothy Lars Dillenbeck-Grantham
 Unit 8 12 Taylor Street
 BIGGERA WATERS, Queensland, 4216, Australia

Your Details

Date of Birth :	Provided	Nominated Beneficiaries:	N/A
Age:	68	Nomination Type:	N/A
Tax File Number:	Provided	Vested Benefits:	1,037,456
Date Joined Fund:	30/07/2009	Total Death Benefit:	1,037,456
Service Period Start Date:	30/07/2009	Current Salary:	0
Date Left Fund:		Previous Salary:	0
Member Code:	DILTIM00002P	Disability Benefit:	0
Account Start Date:	01/07/2014		
Account Phase:	Retirement Phase		
Account Description:	Account Based Pension 1		

Your Balance

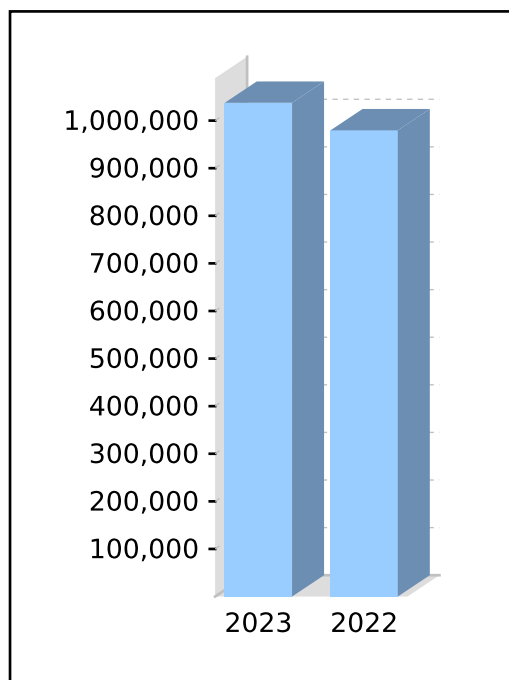
Total Benefits 1,037,456

Preservation Components

Preserved
 Unrestricted Non Preserved 1,037,456
 Restricted Non Preserved

Tax Components

Tax Free (51.62%) 535,534
 Taxable 501,922
 Investment Earnings Rate 8%



Your Detailed Account Summary

	This Year	Last Year
Opening balance at 01/07/2022	979,594	1,005,692
<u>Increases to Member account during the period</u>		
Employer Contributions		
Personal Contributions (Concessional)		
Personal Contributions (Non Concessional)		
Government Co-Contributions		
Other Contributions		
Proceeds of Insurance Policies		
Transfers In		
Net Earnings	82,352	(958)
Internal Transfer In		
<u>Decreases to Member account during the period</u>		
Pensions Paid	24,490	25,140
Contributions Tax		
Income Tax		
No TFN Excess Contributions Tax		
Excess Contributions Tax		
Refund Excess Contributions		
Division 293 Tax		
Insurance Policy Premiums Paid		
Management Fees		
Member Expenses		
Benefits Paid/Transfers Out		
Superannuation Surcharge Tax		
Internal Transfer Out		
Closing balance at 30/06/2023	1,037,456	979,594

Dillenbeck Superannuation Fund

Members Statement

Trustee's Disclaimer

This statement has been prepared by the Trustee for the member whose name appears at the top of this statement. Every effort has been made by the Trustee to ensure the accuracy and completeness of this Statement. The Trustee does not accept any liability for any error, omission or misprint. All amounts shown in relation to benefits do not take into account any amounts which may be withheld to satisfy the requirements imposed by the Income Tax Assessment Act 1936.

Signed by all the trustees of the fund

Timothy Lars Dillenbeck-Grantham
Director

Annika Karin Dillenbeck-Grantham
Director

Dillenbeck Superannuation Fund

Members Statement

Timothy Lars Dillenbeck-Grantham
 Unit 8 12 Taylor Street
 BIGGERA WATERS, Queensland, 4216, Australia

Your Details

Date of Birth :	Provided	Nominated Beneficiaries:	Annika Karin Dillenbeck-Grantham
Age:	68	Nomination Type:	N/A
Tax File Number:	Provided	Vested Benefits:	652,926
Date Joined Fund:	30/07/2009	Total Death Benefit:	652,926
Service Period Start Date:	30/07/2009	Current Salary:	0
Date Left Fund:		Previous Salary:	0
Member Code:	DILTIM00003P	Disability Benefit:	0
Account Start Date:	01/07/2015		
Account Phase:	Retirement Phase		
Account Description:	Account Based Pension 2		

Your Balance

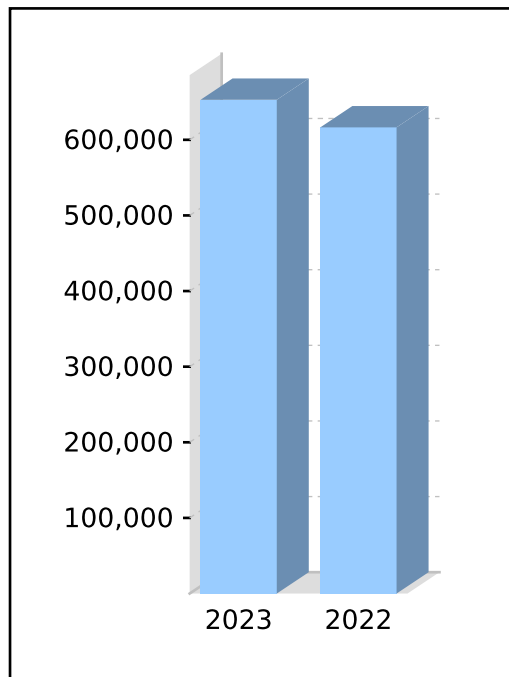
Total Benefits 652,926

Preservation Components

Preserved
 Unrestricted Non Preserved 652,926
 Restricted Non Preserved

Tax Components

Tax Free (94.32%) 615,830
 Taxable 37,096
 Investment Earnings Rate 8%



Your Detailed Account Summary

	This Year	Last Year
Opening balance at 01/07/2022	616,442	632,864
<u>Increases to Member account during the period</u>		
Employer Contributions		
Personal Contributions (Concessional)		
Personal Contributions (Non Concessional)		
Government Co-Contributions		
Other Contributions		
Proceeds of Insurance Policies		
Transfers In		
Net Earnings	51,894	(603)
Internal Transfer In		
<u>Decreases to Member account during the period</u>		
Pensions Paid	15,410	15,820
Contributions Tax		
Income Tax		
No TFN Excess Contributions Tax		
Excess Contributions Tax		
Refund Excess Contributions		
Division 293 Tax		
Insurance Policy Premiums Paid		
Management Fees		
Member Expenses		
Benefits Paid/Transfers Out		
Superannuation Surcharge Tax		
Internal Transfer Out		
Closing balance at 30/06/2023	652,926	616,441

Dillenbeck Superannuation Fund

Members Statement

Trustee's Disclaimer

This statement has been prepared by the Trustee for the member whose name appears at the top of this statement. Every effort has been made by the Trustee to ensure the accuracy and completeness of this Statement. The Trustee does not accept any liability for any error, omission or misprint. All amounts shown in relation to benefits do not take into account any amounts which may be withheld to satisfy the requirements imposed by the Income Tax Assessment Act 1936.

Signed by all the trustees of the fund

Timothy Lars Dillenbeck-Grantham
Director

Annika Karin Dillenbeck-Grantham
Director

Dillenbeck Superannuation Fund

Members Statement

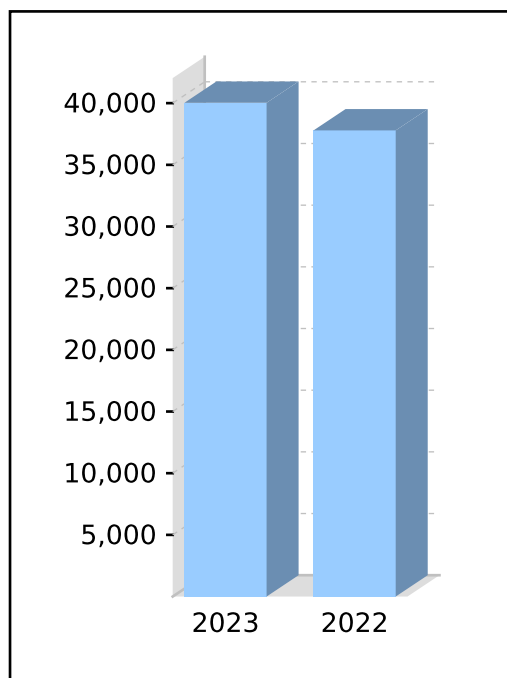
Timothy Lars Dillenbeck-Grantham
 Unit 8 12 Taylor Street
 BIGGERA WATERS, Queensland, 4216, Australia

Your Details

Date of Birth :	Provided	Nominated Beneficiaries:	Annika Karin Dillenbeck-Grantham
Age:	68	Nomination Type:	N/A
Tax File Number:	Provided	Vested Benefits:	40,030
Date Joined Fund:	30/07/2009	Total Death Benefit:	40,030
Service Period Start Date:	30/07/2009	Current Salary:	0
Date Left Fund:		Previous Salary:	0
Member Code:	DILTIM00004P	Disability Benefit:	0
Account Start Date:	01/07/2016		
Account Phase:	Retirement Phase		
Account Description:	Account Based Pension 3		

Your Balance

Total Benefits	40,030
<u>Preservation Components</u>	
Preserved	
Unrestricted Non Preserved	40,030
Restricted Non Preserved	
<u>Tax Components</u>	
Tax Free (98.55%)	39,451
Taxable	579
Investment Earnings Rate	8%



Your Detailed Account Summary

	This Year	Last Year
Opening balance at 01/07/2022	37,791	38,798
<u>Increases to Member account during the period</u>		
Employer Contributions		
Personal Contributions (Concessional)		
Personal Contributions (Non Concessional)		
Government Co-Contributions		
Other Contributions		
Proceeds of Insurance Policies		
Transfers In		
Net Earnings	3,179	(37)
Internal Transfer In		
<u>Decreases to Member account during the period</u>		
Pensions Paid	940	970
Contributions Tax		
Income Tax		
No TFN Excess Contributions Tax		
Excess Contributions Tax		
Refund Excess Contributions		
Division 293 Tax		
Insurance Policy Premiums Paid		
Management Fees		
Member Expenses		
Benefits Paid/Transfers Out		
Superannuation Surcharge Tax		
Internal Transfer Out		
Closing balance at 30/06/2023	40,030	37,791

Dillenbeck Superannuation Fund

Members Statement

Trustee's Disclaimer

This statement has been prepared by the Trustee for the member whose name appears at the top of this statement. Every effort has been made by the Trustee to ensure the accuracy and completeness of this Statement. The Trustee does not accept any liability for any error, omission or misprint. All amounts shown in relation to benefits do not take into account any amounts which may be withheld to satisfy the requirements imposed by the Income Tax Assessment Act 1936.

Signed by all the trustees of the fund

Timothy Lars Dillenbeck-Grantham
Director

Annika Karin Dillenbeck-Grantham
Director

Dillenbeck Superannuation Fund

Members Statement

Timothy Lars Dillenbeck-Grantham
 Unit 8 12 Taylor Street
 BIGGERA WATERS, Queensland, 4216, Australia

Your Details

Date of Birth :	Provided	Nominated Beneficiaries:	N/A
Age:	68	Nomination Type:	N/A
Tax File Number:	Provided	Vested Benefits:	149,608
Date Joined Fund:	30/07/2009	Total Death Benefit:	149,608
Service Period Start Date:	30/07/2009	Current Salary:	0
Date Left Fund:		Previous Salary:	0
Member Code:	DILTIM00005P	Disability Benefit:	0
Account Start Date:	01/07/2018		
Account Phase:	Retirement Phase		
Account Description:	Account Based Pension 4		

Your Balance

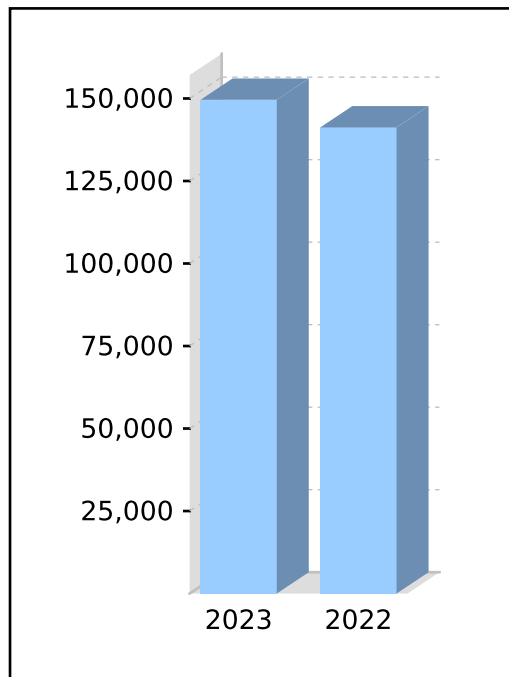
Total Benefits 149,608

Preservation Components

Preserved
 Unrestricted Non Preserved 149,608
 Restricted Non Preserved

Tax Components

Tax Free (80.39%) 120,273
 Taxable 29,335
 Investment Earnings Rate 8%



Your Detailed Account Summary

	This Year	Last Year
Opening balance at 01/07/2022	141,240	145,008
<u>Increases to Member account during the period</u>		
Employer Contributions		
Personal Contributions (Concessional)		
Personal Contributions (Non Concessional)		
Government Co-Contributions		
Other Contributions		
Proceeds of Insurance Policies		
Transfers In		
Net Earnings	11,898	(138)
Internal Transfer In		
<u>Decreases to Member account during the period</u>		
Pensions Paid	3,530	3,630
Contributions Tax		
Income Tax		
No TFN Excess Contributions Tax		
Excess Contributions Tax		
Refund Excess Contributions		
Division 293 Tax		
Insurance Policy Premiums Paid		
Management Fees		
Member Expenses		
Benefits Paid/Transfers Out		
Superannuation Surcharge Tax		
Internal Transfer Out		
Closing balance at 30/06/2023	149,608	141,240

Dillenbeck Superannuation Fund

Members Statement

Trustee's Disclaimer

This statement has been prepared by the Trustee for the member whose name appears at the top of this statement. Every effort has been made by the Trustee to ensure the accuracy and completeness of this Statement. The Trustee does not accept any liability for any error, omission or misprint. All amounts shown in relation to benefits do not take into account any amounts which may be withheld to satisfy the requirements imposed by the Income Tax Assessment Act 1936.

Signed by all the trustees of the fund

Timothy Lars Dillenbeck-Grantham
Director

Annika Karin Dillenbeck-Grantham
Director

Dillenbeck Superannuation Fund

Members Statement

Annika Karin Dillenbeck-Grantham
 Unit 8 12 Taylor Street
 BIGGERA WATERS, Queensland, 4216, Australia

Your Details

Date of Birth :	Provided	Nominated Beneficiaries:	N/A
Age:	65	Nomination Type:	N/A
Tax File Number:	Provided	Vested Benefits:	
Date Joined Fund:	30/07/2009	Total Death Benefit:	0
Service Period Start Date:	30/07/2009	Current Salary:	0
Date Left Fund:		Previous Salary:	0
Member Code:	DILANN00001A	Disability Benefit:	0
Account Start Date:	30/07/2009		
Account Phase:	Accumulation Phase		
Account Description:	Accumulation		

Your Balance

Total Benefits


Preservation Components

Preserved
 Unrestricted Non Preserved
 Restricted Non Preserved

Tax Components

Tax Free
 Taxable

Investment Earnings Rate 0%



Your Detailed Account Summary

	This Year	Last Year
Opening balance at 01/07/2022		
<u>Increases to Member account during the period</u>		
Employer Contributions		
Personal Contributions (Concessional)		
Personal Contributions (Non Concessional)		
Government Co-Contributions		
Other Contributions		
Proceeds of Insurance Policies		
Transfers In		
Net Earnings		
Internal Transfer In		
<u>Decreases to Member account during the period</u>		
Pensions Paid		
Contributions Tax		
Income Tax		
No TFN Excess Contributions Tax		
Excess Contributions Tax		
Refund Excess Contributions		
Division 293 Tax		
Insurance Policy Premiums Paid		
Management Fees		
Member Expenses		
Benefits Paid/Transfers Out		
Superannuation Surcharge Tax		
Internal Transfer Out		
Closing balance at 30/06/2023	0	0

Dillenbeck Superannuation Fund

Members Statement

Trustee's Disclaimer

This statement has been prepared by the Trustee for the member whose name appears at the top of this statement. Every effort has been made by the Trustee to ensure the accuracy and completeness of this Statement. The Trustee does not accept any liability for any error, omission or misprint. All amounts shown in relation to benefits do not take into account any amounts which may be withheld to satisfy the requirements imposed by the Income Tax Assessment Act 1936.

Signed by all the trustees of the fund

Timothy Lars Dillenbeck-Grantham
Director

Annika Karin Dillenbeck-Grantham
Director

Dillenbeck Superannuation Fund

Members Statement

Annika Karin Dillenbeck-Grantham
 Unit 8 12 Taylor Street
 BIGGERA WATERS, Queensland, 4216, Australia

Your Details

Date of Birth : Provided
 Age: 65
 Tax File Number: Provided
 Date Joined Fund: 30/07/2009
 Service Period Start Date: 30/07/2009
 Date Left Fund:
 Member Code: DILANN00002P
 Account Start Date: 01/07/2017
 Account Phase: Retirement Phase
 Account Description: Account Based Pension 1

Nominated Beneficiaries: Timothy Lars Dillenbeck-Grantham
 Nomination Type: N/A
 Vested Benefits: 1,507,487
 Total Death Benefit: 1,507,487
 Current Salary: 0
 Previous Salary: 0
 Disability Benefit: 0

Your Balance

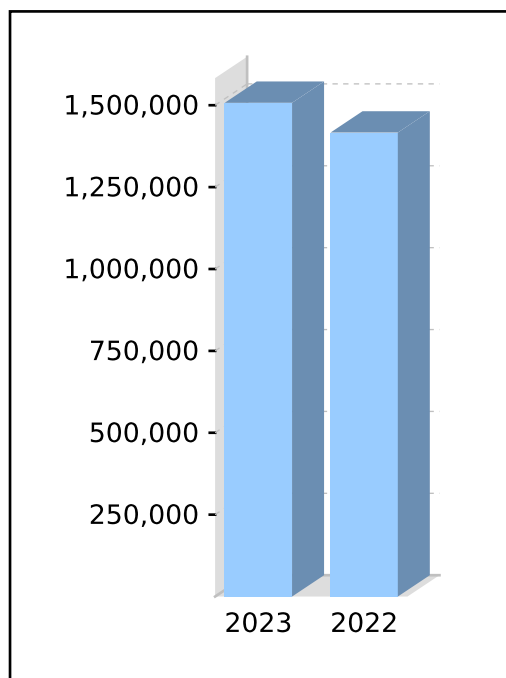
Total Benefits 1,507,487

Preservation Components

Preserved
 Unrestricted Non Preserved 1,507,487
 Restricted Non Preserved

Tax Components

Tax Free (58.17%) 876,950
 Taxable 630,537
 Investment Earnings Rate 8%



Your Detailed Account Summary

	This Year	Last Year
Opening balance at 01/07/2022	1,416,588	1,446,906
<u>Increases to Member account during the period</u>		
Employer Contributions		
Personal Contributions (Concessional)		
Personal Contributions (Non Concessional)		
Government Co-Contributions		
Other Contributions		
Proceeds of Insurance Policies		
Transfers In		
Net Earnings	119,229	(1,379)
Internal Transfer In		
<u>Decreases to Member account during the period</u>		
Pensions Paid	28,330	28,940
Contributions Tax		
Income Tax		
No TFN Excess Contributions Tax		
Excess Contributions Tax		
Refund Excess Contributions		
Division 293 Tax		
Insurance Policy Premiums Paid		
Management Fees		
Member Expenses		
Benefits Paid/Transfers Out		
Superannuation Surcharge Tax		
Internal Transfer Out		
Closing balance at 30/06/2023	1,507,487	1,416,587

Dillenbeck Superannuation Fund

Members Statement

Trustee's Disclaimer

This statement has been prepared by the Trustee for the member whose name appears at the top of this statement. Every effort has been made by the Trustee to ensure the accuracy and completeness of this Statement. The Trustee does not accept any liability for any error, omission or misprint. All amounts shown in relation to benefits do not take into account any amounts which may be withheld to satisfy the requirements imposed by the Income Tax Assessment Act 1936.

Signed by all the trustees of the fund

Timothy Lars Dillenbeck-Grantham
Director

Annika Karin Dillenbeck-Grantham
Director

Dillenbeck Superannuation Fund

Members Statement

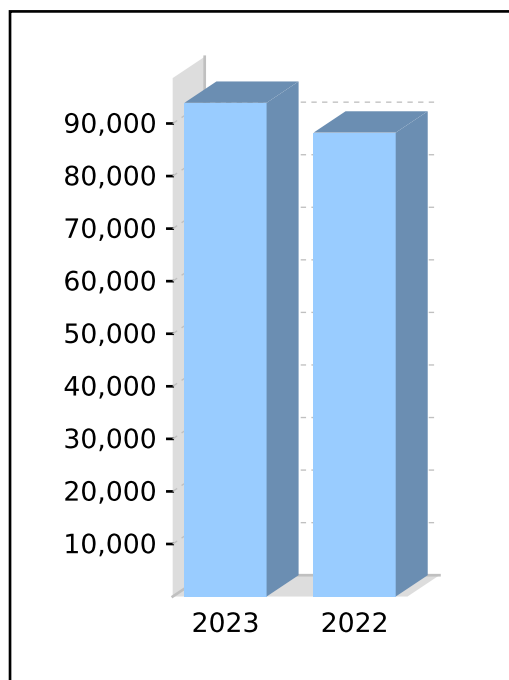
Annika Karin Dillenbeck-Grantham
 Unit 8 12 Taylor Street
 BIGGERA WATERS, Queensland, 4216, Australia

Your Details

Date of Birth :	Provided	Nominated Beneficiaries:	N/A
Age:	65	Nomination Type:	N/A
Tax File Number:	Provided	Vested Benefits:	93,941
Date Joined Fund:	30/07/2009	Total Death Benefit:	93,941
Service Period Start Date:	30/07/2009	Current Salary:	0
Date Left Fund:		Previous Salary:	0
Member Code:	DILANN00003P	Disability Benefit:	0
Account Start Date:	01/07/2018		
Account Phase:	Retirement Phase		
Account Description:	Account Based Pension 2		

Your Balance

Total Benefits	93,941
<u>Preservation Components</u>	
Preserved	
Unrestricted Non Preserved	93,941
Restricted Non Preserved	
<u>Tax Components</u>	
Tax Free (97.47%)	91,562
Taxable	2,380
Investment Earnings Rate	8%



Your Detailed Account Summary

	This Year	Last Year
Opening balance at 01/07/2022	88,263	90,149
<u>Increases to Member account during the period</u>		
Employer Contributions		
Personal Contributions (Concessional)		
Personal Contributions (Non Concessional)		
Government Co-Contributions		
Other Contributions		
Proceeds of Insurance Policies		
Transfers In		
Net Earnings	7,448	(86)
Internal Transfer In		
<u>Decreases to Member account during the period</u>		
Pensions Paid	1,770	1,800
Contributions Tax		
Income Tax		
No TFN Excess Contributions Tax		
Excess Contributions Tax		
Refund Excess Contributions		
Division 293 Tax		
Insurance Policy Premiums Paid		
Management Fees		
Member Expenses		
Benefits Paid/Transfers Out		
Superannuation Surcharge Tax		
Internal Transfer Out		
Closing balance at 30/06/2023	93,941	88,263

Dillenbeck Superannuation Fund

Members Statement

Trustee's Disclaimer

This statement has been prepared by the Trustee for the member whose name appears at the top of this statement. Every effort has been made by the Trustee to ensure the accuracy and completeness of this Statement. The Trustee does not accept any liability for any error, omission or misprint. All amounts shown in relation to benefits do not take into account any amounts which may be withheld to satisfy the requirements imposed by the Income Tax Assessment Act 1936.

Signed by all the trustees of the fund

Timothy Lars Dillenbeck-Grantham
Director

Annika Karin Dillenbeck-Grantham
Director

Dillenbeck Superannuation Fund

Members Statement

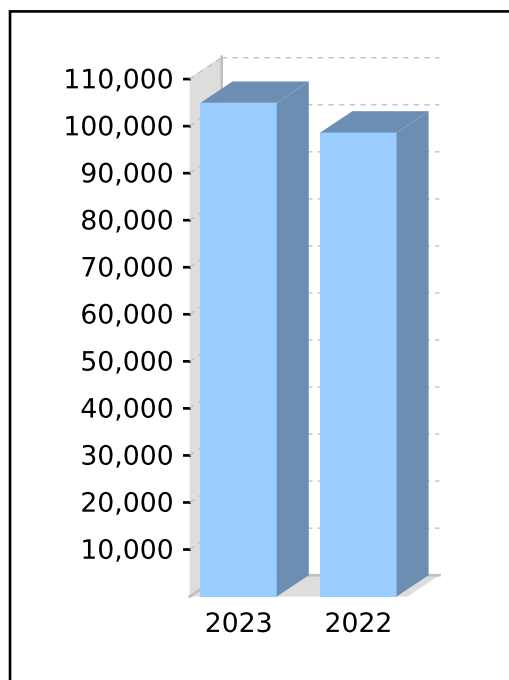
Annika Karin Dillenbeck-Grantham
 Unit 8 12 Taylor Street
 BIGGERA WATERS, Queensland, 4216, Australia

Your Details

Date of Birth :	Provided	Nominated Beneficiaries:	N/A
Age:	65	Nomination Type:	N/A
Tax File Number:	Provided	Vested Benefits:	104,963
Date Joined Fund:	30/07/2009	Total Death Benefit:	104,963
Service Period Start Date:	30/07/2009	Current Salary:	0
Date Left Fund:		Previous Salary:	0
Member Code:	DILANN00005P	Disability Benefit:	0
Account Start Date:	26/10/2018		
Account Phase:	Retirement Phase		
Account Description:	Account Based Pension 3		

Your Balance

Total Benefits	104,963
<u>Preservation Components</u>	
Preserved	
Unrestricted Non Preserved	104,963
Restricted Non Preserved	
<u>Tax Components</u>	
Tax Free (100.00%)	104,963
Taxable	
Investment Earnings Rate	8%



Your Detailed Account Summary

	This Year	Last Year
Opening balance at 01/07/2022	98,638	100,744
<u>Increases to Member account during the period</u>		
Employer Contributions		
Personal Contributions (Concessional)		
Personal Contributions (Non Concessional)		
Government Co-Contributions		
Other Contributions		
Proceeds of Insurance Policies		
Transfers In		
Net Earnings	8,295	(96)
Internal Transfer In		
<u>Decreases to Member account during the period</u>		
Pensions Paid	1,970	2,010
Contributions Tax		
Income Tax		
No TFN Excess Contributions Tax		
Excess Contributions Tax		
Refund Excess Contributions		
Division 293 Tax		
Insurance Policy Premiums Paid		
Management Fees		
Member Expenses		
Benefits Paid/Transfers Out		
Superannuation Surcharge Tax		
Internal Transfer Out		
Closing balance at 30/06/2023	104,963	98,638

Dillenbeck Superannuation Fund

Members Statement

Trustee's Disclaimer

This statement has been prepared by the Trustee for the member whose name appears at the top of this statement. Every effort has been made by the Trustee to ensure the accuracy and completeness of this Statement. The Trustee does not accept any liability for any error, omission or misprint. All amounts shown in relation to benefits do not take into account any amounts which may be withheld to satisfy the requirements imposed by the Income Tax Assessment Act 1936.

Signed by all the trustees of the fund

Timothy Lars Dillenbeck-Grantham
Director

Annika Karin Dillenbeck-Grantham
Director

Dillenbeck Superannuation Fund

Members Statement

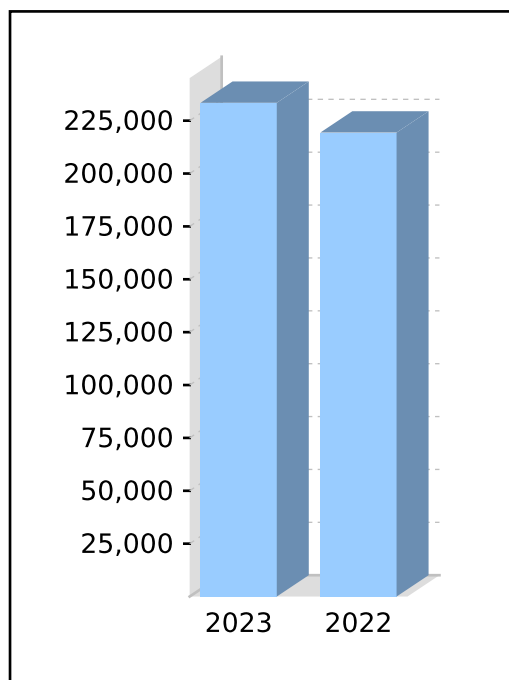
Annika Karin Dillenbeck-Grantham
 Unit 8 12 Taylor Street
 BIGGERA WATERS, Queensland, 4216, Australia

Your Details

Date of Birth :	Provided	Nominated Beneficiaries:	N/A
Age:	65	Nomination Type:	N/A
Tax File Number:	Provided	Vested Benefits:	233,451
Date Joined Fund:	30/07/2009	Total Death Benefit:	233,451
Service Period Start Date:	30/07/2009	Current Salary:	0
Date Left Fund:		Previous Salary:	0
Member Code:	DILANN00006P	Disability Benefit:	0
Account Start Date:	20/12/2018		
Account Phase:	Retirement Phase		
Account Description:	Account Based Pension 4		

Your Balance

Total Benefits	233,451
<u>Preservation Components</u>	
Preserved	
Unrestricted Non Preserved	233,451
Restricted Non Preserved	
<u>Tax Components</u>	
Tax Free (100.00%)	233,451
Taxable	
Investment Earnings Rate	8%



Your Detailed Account Summary

	This Year	Last Year
Opening balance at 01/07/2022	219,373	224,066
<u>Increases to Member account during the period</u>		
Employer Contributions		
Personal Contributions (Concessional)		
Personal Contributions (Non Concessional)		
Government Co-Contributions		
Other Contributions		
Proceeds of Insurance Policies		
Transfers In		
Net Earnings	18,468	(213)
Internal Transfer In		
<u>Decreases to Member account during the period</u>		
Pensions Paid	4,390	4,480
Contributions Tax		
Income Tax		
No TFN Excess Contributions Tax		
Excess Contributions Tax		
Refund Excess Contributions		
Division 293 Tax		
Insurance Policy Premiums Paid		
Management Fees		
Member Expenses		
Benefits Paid/Transfers Out		
Superannuation Surcharge Tax		
Internal Transfer Out		
Closing balance at 30/06/2023	233,451	219,373

Dillenbeck Superannuation Fund

Members Statement

Trustee's Disclaimer

This statement has been prepared by the Trustee for the member whose name appears at the top of this statement. Every effort has been made by the Trustee to ensure the accuracy and completeness of this Statement. The Trustee does not accept any liability for any error, omission or misprint. All amounts shown in relation to benefits do not take into account any amounts which may be withheld to satisfy the requirements imposed by the Income Tax Assessment Act 1936.

Signed by all the trustees of the fund

Timothy Lars Dillenbeck-Grantham
Director

Annika Karin Dillenbeck-Grantham
Director

Self-managed superannuation fund annual return **2023**

Who should complete this annual return?

Only self-managed superannuation funds (SMSFs) can complete this annual return. All other funds must complete the *Fund income tax return 2023* (NAT 71287).

- ❗ The *Self-managed superannuation fund annual return instructions 2023* (NAT 71606) (the instructions) can assist you to complete this annual return.
- ⊖ The SMSF annual return cannot be used to notify us of a change in fund membership. You must update fund details via ABR.gov.au or complete the Change of details for superannuation entities form (NAT 3036).

To complete this annual return

- Print clearly, using a BLACK pen only.
- Use BLOCK LETTERS and print one character per box.

S	M	/	T	#		S	T				
---	---	---	---	---	--	---	---	--	--	--	--

- Place in ALL applicable boxes.

➤ Postal address for annual returns:

Australian Taxation Office
GPO Box 9845
[insert the name and postcode
of your capital city]

For example;

Australian Taxation Office
GPO Box 9845
SYDNEY NSW 2001

Section A: Fund information

1 Tax file number (TFN)

- ❗ The ATO is authorised by law to request your TFN. You are not obliged to quote your TFN but not quoting it could increase the chance of delay or error in processing your annual return. See the Privacy note in the Declaration.

➤ To assist processing, write the fund's TFN at the top of pages 3, 5, 7, 9 and 11.

2 Name of self-managed superannuation fund (SMSF)

3 Australian business number (ABN) (if applicable)

4 Current postal address

Suburb/town

State/territory

Postcode

5 Annual return status

- Is this an amendment to the SMSF's 2023 return? **A** No **Yes**
- Is this the first required return for a newly registered SMSF? **B** No **Yes**

6 SMSF auditor

Auditor's name

Title: Mr Mrs Miss Ms Other

Family name

First given name

Other given names

SMSF Auditor Number

Auditor's phone number

Postal address

Suburb/town

State/territory

Postcode

Date audit was completed **A** Day / Month / Year

Was Part A of the audit report qualified? **B** No Yes

Was Part B of the audit report qualified? **C** No Yes

If Part B of the audit report was qualified,
have the reported issues been rectified? **D** No Yes

7 Electronic funds transfer (EFT)

We need your self-managed super fund's financial institution details to pay any super payments and tax refunds owing to you.

A Fund's financial institution account details

This account is used for super contributions and rollovers. Do not provide a tax agent account here.

Fund BSB number

Fund account number

Fund account name

I would like my tax refunds made to this account. [Go to C.](#)

B Financial institution account details for tax refunds

This account is used for tax refunds. You can provide a tax agent account here.

BSB number

Account number

Account name

C Electronic service address alias

Provide the electronic service address alias (ESA) issued by your SMSF messaging provider.
(For example, SMSFdataESAAlias). See instructions for more information.

8 Status of SMSF Australian superannuation fund **A** No Yes Fund benefit structure **B** Code
 Does the fund trust deed allow acceptance of the Government's Super Co-contribution and Low Income Super Amounts? **C** No Yes

9 Was the fund wound up during the income year?
 No Yes **▶** If yes, provide the date on which the fund was wound up Day / Month / Year **▶** Have all tax lodgment and payment obligations been met? No Yes

10 Exempt current pension income

Did the fund pay retirement phase superannuation income stream benefits to one or more members in the income year?

⊖ To claim a tax exemption for current pension income, you must pay at least the minimum benefit payment under the law. Record exempt current pension income at Label **A**.

No **▶** Go to Section B: Income.

Yes **▶** Exempt current pension income amount **A** \$

Which method did you use to calculate your exempt current pension income?

Segregated assets method **B**

Unsegregated assets method **C** **▶** Was an actuarial certificate obtained? **D** Yes

Did the fund have any other income that was assessable?

E **Yes** **▶** Go to Section B: Income.

No **▶** Choosing 'No' means that you do not have any assessable income, including no-TFN quoted contributions. Go to Section C: Deductions and non-deductible expenses. (Do **not** complete Section B: Income.)

⊖ If you are entitled to claim any tax offsets, you can list these at Section D: Income tax calculation statement.

Section B: Income

Do not complete this section if all superannuation interests in the SMSF were supporting superannuation income streams in the retirement phase for the **entire year**, there was **no** other income that was assessable, and you **have not** realised a deferred notional gain. If you are entitled to claim any tax offsets, you can record these at Section D: Income tax calculation statement.

11 Income

Did you have a capital gains tax (CGT) event during the year?

G No Yes

If the total capital loss or total capital gain is greater than \$10,000 or you elected to use the transitional CGT relief in 2017 and the deferred notional gain has been realised, complete and attach a *Capital gains tax (CGT) schedule 2023*.

Have you applied an exemption or rollover?

M No Yes

Code

Net capital gain **A \$**

Gross rent and other leasing and hiring income **B \$**

Gross interest **C \$**

Forestry managed investment scheme income **X \$**

Gross foreign income		Loss
D1 \$	Net foreign income	D \$

Australian franking credits from a New Zealand company **E \$**

Number

Transfers from foreign funds **F \$**

Gross payments where ABN not quoted **H \$**

Calculation of assessable contributions	
Assessable employer contributions	
R1 \$	
<i>plus</i> Assessable personal contributions	
R2 \$	
<i>plus</i> **No-TFN-quoted contributions	
R3 \$	
<i>(an amount must be included even if it is zero)</i>	
<i>less</i> Transfer of liability to life insurance company or PST	
R6 \$	

Gross distribution from partnerships **I \$**

Loss

*Unfranked dividend amount **J \$**

*Franked dividend amount **K \$**

*Dividend franking credit **L \$**

*Gross trust distributions **M \$**

Code

Assessable contributions
R \$
(R1 plus R2 plus R3 less R6)

Calculation of non-arm's length income	
*Net non-arm's length private company dividends	
U1 \$	
<i>plus</i> *Net non-arm's length trust distributions	
U2 \$	
<i>plus</i> *Net other non-arm's length income	
U3 \$	

*Other income **S \$**

Code

*Assessable income due to changed tax status of fund **T \$**

Net non-arm's length income
U \$
(subject to 45% tax rate)
(U1 plus U2 plus U3)

#This is a mandatory label.

*If an amount is entered at this label, check the instructions to ensure the correct tax treatment has been applied.

GROSS INCOME <i>(Sum of labels A to U)</i>	W \$	Loss
--	-------------	------

Exempt current pension income **Y \$**

TOTAL ASSESSABLE INCOME (W less Y)	V \$	Loss
---	-------------	------

Section C: Deductions and non-deductible expenses

12 Deductions and non-deductible expenses

- Under 'Deductions' list all expenses and allowances you are entitled to claim a deduction for. Under 'Non-deductible expenses', list all other expenses or normally allowable deductions that you cannot claim as a deduction (for example, all expenses related to exempt current pension income should be recorded in the 'Non-deductible expenses' column).

	DEDUCTIONS		NON-DEDUCTIBLE EXPENSES
Interest expenses within Australia	A1 \$		A2 \$
Interest expenses overseas	B1 \$		B2 \$
Capital works expenditure	D1 \$		D2 \$
Decline in value of depreciating assets	E1 \$		E2 \$
Insurance premiums – members	F1 \$		F2 \$
SMSF auditor fee	H1 \$		H2 \$
Investment expenses	I1 \$		I2 \$
Management and administration expenses	J1 \$		J2 \$
Forestry managed investment scheme expense	U1 \$		U2 \$
Other amounts	L1 \$	Code	L2 \$
Tax losses deducted	M1 \$		

TOTAL DEDUCTIONS
N \$
(Total **A1** to **M1**)

TOTAL NON-DEDUCTIBLE EXPENSES
Y \$
(Total **A2** to **L2**)

#TAXABLE INCOME OR LOSS Loss
O \$
(**TOTAL ASSESSABLE INCOME** less
TOTAL DEDUCTIONS)

TOTAL SMSF EXPENSES
Z \$
(**N plus Y**)

#This is a mandatory label.

Section D: Income tax calculation statement

#Important:

Section B label **R3**, Section C label **O** and Section D labels **A, T1, J, T5** and **I** are mandatory. If you leave these labels blank, you will have specified a zero amount.

13 Calculation statement

Please refer to the *Self-managed superannuation fund annual return instructions 2023* on how to complete the calculation statement.

#Taxable income **A \$** *(an amount must be included even if it is zero)*

#Tax on taxable income **T1 \$** *(an amount must be included even if it is zero)*

#Tax on no-TFN-quoted contributions **J \$** *(an amount must be included even if it is zero)*

Gross tax **B \$**
(T1 plus J)

Foreign income tax offset C1 \$	
Rebates and tax offsets C2 \$	Non-refundable non-carry forward tax offsets C \$
	<i>(C1 plus C2)</i>

SUBTOTAL 1
T2 \$
(B less C – cannot be less than zero)

Early stage venture capital limited partnership tax offset D1 \$	
Early stage venture capital limited partnership tax offset carried forward from previous year D2 \$	Non-refundable carry forward tax offsets D \$
Early stage investor tax offset D3 \$	<i>(D1 plus D2 plus D3 plus D4)</i>
Early stage investor tax offset carried forward from previous year D4 \$	

SUBTOTAL 2
T3 \$
(T2 less D – cannot be less than zero)

Complying fund's franking credits tax offset E1 \$	
No-TFN tax offset E2 \$	
National rental affordability scheme tax offset E3 \$	Refundable tax offsets E \$
Exploration credit tax offset E4 \$	<i>(E1 plus E2 plus E3 plus E4)</i>

#TAX PAYABLE **T5 \$**
(T3 less E – cannot be less than zero)

Section 102AAM interest charge
G \$

Credit for tax withheld – foreign resident withholding (excluding capital gains)	
H2 \$	
Credit for tax withheld – where ABN or TFN not quoted (non-individual)	
H3 \$	
Credit for TFN amounts withheld from payments from closely held trusts	
H5 \$	
Credit for interest on no-TFN tax offset	
H6 \$	
Credit for foreign resident capital gains withholding amounts	
H8 \$	
	Eligible credits
	H \$
	<i>(H2 plus H3 plus H5 plus H6 plus H8)</i>

#Tax offset refunds	I \$
(Remainder of refundable tax offsets)	
	<i>(unused amount from label E – an amount must be included even if it is zero)</i>

PAYG instalments raised

K \$

Supervisory levy

L \$

Supervisory levy adjustment for wound up funds

M \$

Supervisory levy adjustment for new funds

N \$

AMOUNT DUE OR REFUNDABLE	S \$
A positive amount at S is what you owe, while a negative amount is refundable to you.	
	<i>(T5 plus G less H less I less K plus L less M plus N)</i>

#This is a mandatory label.

Section E: Losses

14 Losses

! If total loss is greater than \$100,000, complete and attach a *Losses schedule 2023*.

Tax losses carried forward to later income years **U \$**
 Net capital losses carried forward to later income years **V \$**

Section F: Member information

MEMBER 1

Title: Mr Mrs Miss Ms Other

Family name

First given name

Other given names

Member's TFN

See the Privacy note in the Declaration.

Day Month Year

Date of birth

Contributions

OPENING ACCOUNT BALANCE \$

I Refer to instructions for completing these labels.

- A** \$ Employer contributions
- A1** ABN of principal employer
- B** \$ Personal contributions
- C** \$ CGT small business retirement exemption
- D** \$ CGT small business 15-year exemption amount
- E** \$ Personal injury election
- F** \$ Spouse and child contributions
- G** \$ Other third party contributions

- H** \$ Proceeds from primary residence disposal
- H1** Receipt date / /
- I** \$ Assessable foreign superannuation fund amount
- J** \$ Non-assessable foreign superannuation fund amount
- K** \$ Transfer from reserve: assessable amount
- L** \$ Transfer from reserve: non-assessable amount
- M** \$ Contributions from non-complying funds and previously non-complying funds
- T** \$ Any other contributions (including Super Co-contributions and Low Income Super Amounts)

TOTAL CONTRIBUTIONS N \$

(Sum of labels **A** to **M**)

Other transactions

- S1** \$ Accumulation phase account balance
- S2** \$ Retirement phase account balance - Non CDBIS
- S3** \$ Retirement phase account balance - CDBIS

- O** \$ Allocated earnings or losses Loss
- P** \$ Inward rollovers and transfers
- Q** \$ Outward rollovers and transfers
- R1** \$ Lump Sum payments Code
- R2** \$ Income stream payments Code

TRIS Count

CLOSING ACCOUNT BALANCE S \$

(**S1** plus **S2** plus **S3**)

Accumulation phase value **X1** \$

Retirement phase value **X2** \$

Outstanding limited recourse borrowing arrangement amount **Y** \$

MEMBER 2

Title: Mr Mrs Miss Ms Other

Family name

First given name

Other given names

Member's TFN

See the Privacy note in the Declaration.

Day Month Year

Date of birth

Contributions

OPENING ACCOUNT BALANCE \$

! Refer to instructions for completing these labels.

A \$ Employer contributions

ABN of principal employer

A1

Personal contributions

B \$

CGT small business retirement exemption

C \$

CGT small business 15-year exemption amount

D \$

Personal injury election

E \$

Spouse and child contributions

F \$

Other third party contributions

G \$

H \$ Proceeds from primary residence disposal

H1 Receipt date Day / Month / Year

I \$ Assessable foreign superannuation fund amount

J \$ Non-assessable foreign superannuation fund amount

K \$ Transfer from reserve: assessable amount

L \$ Transfer from reserve: non-assessable amount

M \$ Contributions from non-complying funds and previously non-complying funds

T \$ Any other contributions (including Super Co-contributions and Low Income Super Amounts)

M \$

TOTAL CONTRIBUTIONS N \$ (Sum of labels **A** to **M**)

Other transactions

S1 \$ Accumulation phase account balance

S2 \$ Retirement phase account balance - Non CDBIS

S3 \$ Retirement phase account balance - CDBIS

TRIS Count

CLOSING ACCOUNT BALANCE S \$ (**S1 plus S2 plus S3**)

O \$ Allocated earnings or losses Loss

P \$ Inward rollovers and transfers

Q \$ Outward rollovers and transfers

R1 \$ Lump Sum payments Code

R2 \$ Income stream payments Code

Accumulation phase value **X1 \$**

Retirement phase value **X2 \$**

Outstanding limited recourse borrowing arrangement amount **Y \$**

Section H: **Assets and liabilities**

15 ASSETS

15a Australian managed investments

Listed trusts **A \$**

Unlisted trusts **B \$**

Insurance policy **C \$**

Other managed investments **D \$**

15b Australian direct investments

Cash and term deposits **E \$**

Limited recourse borrowing arrangements	Debt securities F \$
Australian residential real property	Loans G \$
J1 \$	Listed shares H \$
Australian non-residential real property	Unlisted shares I \$
J2 \$	Limited recourse borrowing arrangements J \$
Overseas real property	Non-residential real property K \$
J3 \$	Residential real property L \$
Australian shares	Collectables and personal use assets M \$
J4 \$	Other assets O \$
Overseas shares	
J5 \$	
Other	
J6 \$	
Property count	
J7	

15c Other investments

Crypto-Currency **N \$**

15d Overseas direct investments

Overseas shares **P \$**

Overseas non-residential real property **Q \$**

Overseas residential real property **R \$**

Overseas managed investments **S \$**

Other overseas assets **T \$**

TOTAL AUSTRALIAN AND OVERSEAS ASSETS U \$ (Sum of labels A to T)
--

15e In-house assets

Did the fund have a loan to, lease to or investment in, related parties (known as in-house assets) at the end of the income year?

A No Yes **B** \$

15f Limited recourse borrowing arrangements

If the fund had an LRBA were the LRBA borrowings from a licensed financial institution? **A** No Yes

Did the members or related parties of the fund use personal guarantees or other security for the LRBA? **B** No Yes

16 LIABILITIES

Borrowings for limited recourse borrowing arrangements V1 \$	
Permissible temporary borrowings V2 \$	
Other borrowings V3 \$	
	Borrowings V \$
Total member closing account balances (total of all CLOSING ACCOUNT BALANCES from Sections F and G)	W \$
	Reserve accounts X \$
	Other liabilities Y \$
	TOTAL LIABILITIES Z \$

Section I: Taxation of financial arrangements

17 Taxation of financial arrangements (TOFA)

Total TOFA gains **H \$**

Total TOFA losses **I \$**

Section J: Other information

Family trust election status

If the trust or fund has made, or is making, a family trust election, write the four-digit **income year specified** of the election (for example, for the 2022–23 income year, write 2023). **A**

If revoking or varying a family trust election, print **R** for revoke or print **V** for variation, and complete and attach the *Family trust election, revocation or variation 2023*. **B**

Interposed entity election status

If the trust or fund has an existing election, write the earliest income year specified. If the trust or fund is making one or more elections this year, write the earliest income year being specified and complete an *Interposed entity election or revocation 2023* for each election. **C**

If revoking an interposed entity election, print **R**, and complete and attach the *Interposed entity election or revocation 2023*. **D**

Section K: **Declarations**

 Penalties may be imposed for false or misleading information in addition to penalties relating to any tax shortfalls.

Important

Before making this declaration check to ensure that all income has been disclosed and the annual return, all attached schedules and any additional documents are true and correct in every detail. If you leave labels blank, you will have specified a zero amount or the label was not applicable to you. If you are in doubt about any aspect of the annual return, place all the facts before the ATO.

Privacy

The ATO is authorised by the *Taxation Administration Act 1953* to request the provision of tax file numbers (TFNs). We will use the TFN to identify the entity in our records. It is not an offence not to provide the TFN. However if you do not provide the TFN, the processing of this form may be delayed.

Taxation law authorises the ATO to collect information and disclose it to other government agencies. For information about your privacy go to ato.gov.au/privacy

TRUSTEE'S OR DIRECTOR'S DECLARATION:

I declare that, the current trustees and directors have authorised this annual return and it is documented as such in the SMSF's records. I have received a copy of the audit report and are aware of any matters raised therein. The information on this annual return, including any attached schedules and additional documentation is true and correct.

Authorised trustee's, director's or public officer's signature

Date / /
Day / Month / Year

Preferred trustee or director contact details:

Title: Mr Mrs Miss Ms Other

Family name

First given name

Other given names

Phone number

Email address

Non-individual trustee name (if applicable)

ABN of non-individual trustee

Time taken to prepare and complete this annual return Hrs

 The Commissioner of Taxation, as Registrar of the Australian Business Register, may use the ABN and business details which you provide on this annual return to maintain the integrity of the register. For further information, refer to the instructions.

TAX AGENT'S DECLARATION:

I declare that the *Self-managed superannuation fund annual return 2023* has been prepared in accordance with information provided by the trustees, that the trustees have given me a declaration stating that the information provided to me is true and correct, and that the trustees have authorised me to lodge this annual return.

Tax agent's signature

Date / /
Day / Month / Year

Tax agent's contact details

Title: Mr Mrs Miss Ms Other

Family name

First given name

Other given names

Tax agent's practice

Tax agent's phone number

Reference number

Tax agent number