

# SMSF AUDIT WORKPAPERS

Client name	<b>FJ SUPER FUND</b>	Fin Accounts Prepared by	<b>Fiona Ludlam</b>
Client code	FJSF	Date prepared	13-Feb-2024
Year ended	30-Jun-2023	Reviewed by	AB
SRN/HIN	X0037145343	AB Reviewed	Y / N
Postcode	5007	Start of next FY	01-Jul-2023

## Checklist

### WP INDEX

### WP NAME

	Current WIP
<a href="#">CHK</a>	Check List
<a href="#">NYP</a>	Points for Attention Next Year
<a href="#">PMR</a>	Partner/Manager Review Point
<a href="#">QUE</a>	Queries
<a href="#">A1</a>	Trust Deed Summary
<a href="#">A2</a>	Governing Rules
<a href="#">A3</a>	Minutes and Documentation
<a href="#">A5</a>	Engagement Check List
<a href="#">A6</a>	Audit Risks
<a href="#">A7</a>	Audit Completion
<a href="#">A8</a>	Financial Analysis (Going Concern)
<a href="#">B</a>	Record Keeping
<a href="#">C</a>	Financial Reporting
<a href="#">E</a>	Investments
<a href="#">F</a>	Cash and Receivables
<a href="#">G</a>	Income Tax
<a href="#">L</a>	Liabilities/Pensions
<a href="#">M</a>	Members' Benefits
<a href="#">N</a>	Contributions & Transfers In
<a href="#">R</a>	Revenue
<a href="#">X</a>	Expenses
<a href="#">X1</a>	Benefit Paid and Transfer Out
<a href="#">U</a>	General Workpapers & Correspondence

**NOTES:**



# Chartered Accountants Practice Workpapers

# NYP

<b>Client name</b>	FJ SUPER FUND	<b>Fin Accounts Prepared by</b>	Fiona Ludlam
<b>Client code</b>	FJSF	<b>Date prepared</b>	13-Feb-2024
<b>Year ended</b>	30-Jun-2023	<b>Reviewed by</b>	
<b>SRN/HIN</b>	X0037145343	<b>Date reviewed</b>	
<b>Postcode</b>	5007	<a href="#">Back to Cover</a>	

ITEM: **POINTS FOR ATTENTION NEXT YEAR**

Sch Ref	Question	Response	INITIAL
	Corporate trustee??		

Client name	FJ SUPER FUND	Fin Accounts Prepared by	Fiona Ludlam
Client code	FJSF	Date prepared	13-Feb-2024
Year ended	30-Jun-2023	Reviewed by	
SRN/HIN	X0037145343	Date reviewed	
Postcode	5007	<a href="#">Back to Cover</a>	

ITEM: PARTNER / MANAGER REVIEW POINTS

Sch Ref	Question	Response	
Recontribution Strategy	Have you considered a recontribution strategy for members of this super fund?	N/A	
Trust Deed		18/05/2004	
BDBN Dates	Missing Dominic's	Up to date	
GST checked Annual/Quarterly GST prepared for lodgement.		N/A	
Change GST to annually from quarterly		N/A	



# Chartered Accountants Practice Workpapers

# QUE

<b>Client name</b>	FJ SUPER FUND	<b>Fin Accounts Prepared by</b>	Fiona Ludlam
<b>Client code</b>	FJSF	<b>Date prepared</b>	13-Feb-2024
<b>Year ended</b>	30-Jun-2023	<b>Reviewed by</b>	
<b>SRN/HIN</b>	X0037145343	<b>Date reviewed</b>	
<b>Postcode</b>	5007	<a href="#">Back to Cover</a>	

ITEM:

QUERIES

Item	Question	Response	INITIAL

<b>Client name</b>	<b>FJ SUPER FUND</b>	<b>Fin Accounts Prepared by</b>	Fiona Ludlam
<b>Client code</b>	FJSF	<b>Date prepared</b>	13-Feb-2024
<b>Year ended</b>	30-Jun-2023	<b>Reviewed by</b>	
<b>SRN/HIN</b>	X0037145343	<b>Date reviewed</b>	
<b>Postcode</b>	5007	<a href="#">Back to Cover</a>	

**1 Membership of Fund**

Was there a new member joining the fund during the financial year?

No

*(Please ensure that each new member has been given a PDS and a copy of the Trust Deed)*

**2 Contributions & Investments:**

- a Trustees cannot accept contributions other than that permitted by Superannuation Law
- b Contributions can be cash or non cash (fair value)  
Contributions shall be vested and can be used by the trustees to invest in accordance with investment strategies
- c strategies
- d Can be used to invest in arms length arrangements with related parties
- e Shall not borrow except in limited circumstances (7 days to settle trade, 90 days for payment of benefits)
- f Unallocated earnings must be held in reserves
- g Trustees must formulate investment strategies and objectives and regularly review them

**3 Member not to deal with benefit**

Members are not allowed to deal with his or her interests in the fund

**4 Actuarial Appointment**

As and when required by SIS Act and Regulations

**5 Vesting of Benefits**

Benefits shall vest in the individual when accrue

**6 Payment of Benefits**

Minimum requirements for payment of pensions - refer to section 8 in Deed  
Minimum requirements for payment of lump sum benefits - refer to section 8 in Deed

**7 Trustees to Provide Certificate**

When a person ceases to become a member

**8 Transfer of Benefits**

Upon request of a member to transfer benefits to another fund

**9 Auditor**

Trustees to appoint independent registered auditor

**10 Trustees Responsibilities**

Fit and proper person  
Comply with the sole purpose test  
Manage the fund's investments  
Pay benefits in accordance with the rules  
Meet administrative obligations  
Each member has been provided with a PDS

**11 SMSF Requirements**

Less than 5 members  
All members are trustees or directors of the corporate trustee  
Election to become regulated by SISA (1993)  
No member of the fund is an employee of another

<b>Client name</b>	FJ SUPER FUND	<b>Fin Accounts Prepared by</b>	Fiona Ludlam
<b>Client code</b>	FJSF	<b>Date prepared</b>	13-Feb-2024
<b>Year ended</b>	30-Jun-2023	<b>Reviewed by</b>	
<b>SRN/HIN</b>	X0037145343	<b>Date reviewed</b>	
<b>Postcode</b>	5007	<a href="#">Back to Cover</a>	

**12 Trustees**

Appointment and removal of trustees  
 Record Keeping - 10 years - written records for all decisions  
 Record Keeping - 5 years for accounting records  
 Ensure proper accounting including maintenance of member accounts

**13 Amendments to Trust Deed**

Deed was reviewed and there were no amendments made to the trust deed  
*Check to make sure there is an "Evergreen" clause to ensure that it is up to date with legislation*  
 All deeds dated in 2002 should be updated. If this is your case, please let Catherine know so she can prepare all the necessary documentations

**14 Binding Death Benefit Nominations**

Does the trust deed provide for non-lapsing binding death benefit nominations?  
*(All Trust Deeds from Patricia Holdings should have this, please check para 51.2.8 or relevant paragraph. Members without dependants should amend their deed immediately)*

Yes
-----

Client name	FJ SUPER FUND	Fin Accounts Prepared by	Fiona Ludlam
Client code	FJSF	Date prepared	13-Feb-2024
Year ended	30-Jun-2023	Reviewed by	
SRN/HIN	X0037145343	Date reviewed	
Postcode	5007	<a href="#">Back to Cover</a>	

(i) Access the link below for a print out compliance status of the super fund

<http://superfundlookup.gov.au/Index.aspx>

Yes

(ii) Reviewed Trustee Covenants - consistent with governing rules as per section 51 SISA (1993) Refer to Trust deed summary

1. Act honestly in all matters affecting the entity
2. To exercise the degree of care skill and diligence of an ordinary prudent person
3. To act in the best interests of beneficiaries
4. To keep fund assets separate
5. Not to do anything that would impede the proper performance of functions and powers
6. To formulate and give effect to an investment strategy
7. To manage reserves responsibly
8. To allow a beneficiary access to certain information

*Note: super fund's governing rules are consistent with trustees' covenants as per s52 SISA (1993)*

Yes

(iii) Reviewed the governing rules which appeared to allow for the the operations of the fund to be "indefinitely continuing". Refer to Summary of Governing Rules

(iv) Super fund activities complied with the investment strategy permitted by the trust deed and that the purpose is to provide retirement benefits to members



## F J SUPER FUND

### ABN details

ABN:	78 531 928 860 <a href="#">View record on ABN Lookup</a>
ABN Status:	Active from 18 May 2004
Fund type:	ATO Regulated Self-Managed Superannuation Fund
Contact details:	Se 7 L 5 66 HUNTER ST SYDNEY NSW 2000 AUSTRALIA
Status:	Complying

### Previous name(s)

Previous fund name	From	To
The Trustee for F J SUPERANNUATION FUND	18 May 2004	17 Apr 2009

### What does 'Complying' mean?

- A 'Complying' SMSF:
- is a regulated fund
  - is a resident of Australia, and
  - has been issued with a [Notice of compliance](#)

### APRA Funds

See the [guidance](#) issued by APRA for further assistance in managing transfers and rollovers to SMSFs. Use the SMSF verification service through [Standard Business Reporting](#) software. More information can be found on [ato.gov.au](#).

### Superannuation guarantee payments

Contributions made to complying funds can qualify as Superannuation Guarantee (SG) payments. This record extract can be used to confirm this fund has been issued with a Notice of Compliance and is currently entitled to receive employer SG payments.

### Tax rates

Complying funds that meet [Superannuation Industry \(Supervision\) Act 1993](#) (SISA) standards qualify for [concessional tax rates](#).

Also refer to [frequently asked questions](#)

### Disclaimer

This extract is based on information supplied by superannuation entities to the Commissioner of Taxation.

**Important** Neither the Australian Government nor the ATO endorse or guarantee the performance of super funds.

### Warning Statement

Anyone who tells you to set up a SMSF is giving you financial advice. This means the person or company must have an [Australian Financial Services \(AFS\) licence](#). Check [ASIC Connect Professional Registers](#).



Client name	FJ SUPER FUND	Fin Accounts Prepared by	Fiona Ludlam
Client code	FJSF	Date prepared	13-Feb-2024
Year ended	30-Jun-2023	Reviewed by	
SRN/HIN	X0037145343	Date reviewed	
Postcode	5007	<a href="#">Back to Cover</a>	

**Objective** To ensure that records are maintained in accordance with the trust deed and are consistent with SISA (1993) and general accepted accounting principles

### Accounting Records

**1 Maintenance of Records**

The super fund's financial records were inspected and appeared to be kept in order  
Minutes were inspected and it appeared that all decisions relating to the super fund were recorded  
(Attach minutes of significant matters such as appointment of auditor, commencement of pension)

Was there options trading during the financial year?

No

*If yes, please ensure a derivative risk statement is included in the financial accounts.*

**Documentation of Investment Decisions**

The super fund's minute book was reviewed and there were no matters noted that would materially effect the financial statements

**2 ATO Correspondence**

Reviewed correspondence with ATO and there were no outstanding matters of audit significance

<b>Client name</b>	FJ SUPER FUND	<b>Fin Accounts Prepared by</b>	Fiona Ludlam
<b>Client code</b>	FJSF	<b>Date prepared</b>	13-Feb-2024
<b>Year ended</b>	30-Jun-2023	<b>Reviewed by</b>	
<b>SRN/HIN</b>	X0037145343	<b>Date reviewed</b>	
<b>Postcode</b>	5007	<a href="#">Back to Cover</a>	

**Objective** To ensure the audit engagement is planned properly and performed efficiently

### All Engagements

- 5 Copy of Trust Deed**  
Obtained a copy of the trust deed - Refer to Deed Summary (A1 & A2)  
- There were no amendments
- 6 Issues Relating to Fund History**  
Reviewed prior year accounts and workpapers and there were no ongoing issues
- 7 Audit Plan**  
Audit plan is prepared and approved by partner
- 8 Minutes**  
Reviewed Minutes of meetings for the super fund for the year and there were no items of audit significance. (If significant, please document)
- 9 Legal Advice**  
Reviewed correspondence and there was no legal advice received by the trustee during the year
- 10 Trustee Declaration**  
Sighted ATO Trustee declaration for new trustees appointed after 30th June 2007.

### New Engagements

No
----

<b>Client name</b>	FJ SUPER FUND	<b>Fin Accounts Prepared by</b>	Fiona Ludlam
<b>Client code</b>	FJSF	<b>Date prepared</b>	13-Feb-2024
<b>Year ended</b>	30-Jun-2023	<b>Reviewed by</b>	
<b>SRN/HIN</b>	X0037145343	<b>Date reviewed</b>	
<b>Postcode</b>	5007	<a href="#">Back to Cover</a>	

- 1 Contribution Risks**  
 All Contributions were allocated to the appropriate member(s) and agreed to employers contributions received and individual tax returns  
  
 Confirmed member contributions were received by the fund (see attached) and compared to the member's individual tax return to ensure the correct amount have been claimed as deduction.
- 2 Other Income Risks**  
 A random sample was selected (see attached chess statements) and were confirmed to share registry records. From the sample selected it was reasonable to suggest that all incomes are reported and are at correct amounts
- 3 Expenditure Risks**  
 A sample was selected (see attached) and vouched to source documents. From the sample selected it is reasonable to suggest that all expenditures incurred were related to S/F and were correctly reported
- 4 Benefits Payments Risks**  
 See Attached Member's Benefits Calculation Statement. Reviewed calculations were reasonable and in accordance with current requirements
- 5 Investments and Other Assets Risks**  
 A sample was selected and vouched to bank statements, chess statements and portfolio valuations. From the selected sample, it was reasonable that investments and other assets were held in the super fund's name (See Attached Chess Statements)  
 From the sample selected, market values agreed with those published in AFR and were appropriately reported in the accounts
- 6 Liabilities and Members Benefits Risks**  
 All investments are shares and cash and therefore the only reasonable risk of unrecorded liability is tax which was brought to balance sheet

<b>Client name</b>	FJ SUPER FUND	<b>Fin Accounts Prepared by</b>	Fiona Ludlam
<b>Client code</b>	FJSF	<b>Date prepared</b>	13-Feb-2024
<b>Year ended</b>	30-Jun-2023	<b>Reviewed by</b>	
<b>SRN/HIN</b>	X0037145343	<b>Date reviewed</b>	
<b>Postcode</b>	5007	<a href="#">Back to Cover</a>	

**Audit Completion**

- 10 Assessment and Documentation of Going Concern**  
 Super fund has no debt other than tax and accrued members benefits  
 Super fund's assets are adequate to meet any short and long term liabilities (payments of benefits)
- 11 Commitments and Contingencies Properly Disclosed**  
 Reviewed accounts and all contingencies and commitments have been adequately review and disclosed in the financial report
- 13 Subsequent Events**  
 Reviewed correspondence and activity post year end and there were no material events Post balance date
- 14 ATO Return**  
 Viewed super fund's signed tax return and lodged and compared with audit WP
- 16 Financial Accounts**  
 All Reports in financial accounts have been signed

<b>Client name</b>	FJ SUPER FUND	<b>Fin Accounts Prepared by</b>	Fiona Ludlam
<b>Client code</b>	FJSF	<b>Date prepared</b>	13-Feb-2024
<b>Year ended</b>	30-Jun-2023	<b>Reviewed by</b>	
<b>SRN/HIN</b>	X0037145343	<b>Date reviewed</b>	
<b>Postcode</b>	5007	<a href="#">Back to Cover</a>	

**Objective** To ensure that records are maintained in accordance with the trust deed and are consistent with general accounting principles.

### Accounting Records

- 1 Opening Balances**  
Obtained trial balance and agreed the current year's opening balances to the closing balances from last year
- 2 Comparative Balances Agreed to Prior Year Audited Financial Statements**  
Obtained trial balance and agreed audited financial report from last year
- 3 Maintenance of Records**  
The super fund's financial records were inspected and appeared to be kept in order (5 years)  
Minutes were inspected and it appeared that all decisions relating to the S/F were recorded (Attach minutes of significance matters - these are kept for 10 years)
- 4 Other Records**  
Investment decisions were documented and updated in minute book

Investment strategy was prepared and reviewed regularly (at least annually) to take into account of risk, return, liquidity, diversification and the super fund's ability to meet its short and long term commitments.

The super fund's investments were reviewed and are within guidelines of its investment strategy.

<b>Client name</b>	FJ SUPER FUND	<b>Fin Accounts Prepared by</b>	Fiona Ludlam
<b>Client code</b>	FJSF	<b>Date prepared</b>	13-Feb-2024
<b>Year ended</b>	30-Jun-2023	<b>Reviewed by</b>	
<b>SRN/HIN</b>	X0037145343	<b>Date reviewed</b>	
<b>Postcode</b>	5007	<a href="#">Back to Cover</a>	

**Objective** To ensure that financial report complies with AAS, UIG's and trust deed

**Accounting Records**

- 1 **Financial Report Disclosures Complied with AAS and UIG's Listed in Note 1**  
Reviewed super fund's financial disclosures and it appeared to comply
  
- 2 **Consistency in Treatment of Accounting Policies**  
The basis of accounting is accrual and is consistent with prior year. There were no changes made and hence zero impact on financial statements
  
- 3 **Financial Prepared in Accordance with Trust Deed**  
Financial reports were prepared in accordance with trust deed requirements

# F J Super Fund

## Detailed Trial Balance as at 30 June 2023

Prior Year		Description	Current Year	
Debits	Credits		Debits	Credits
<b>INCOME</b>				
Contributions - Employer				
-	16,282.14	Mr Dominic Finlay-Jones	-	19,365.99
-	19,406.08	Ms Amy Finlay-Jones	-	22,056.97
-	8,378.69	Ms Zoe Finlay-Jones	-	13,844.43
Increase in Market Value - Shares in Listed Companies				
-	-	Als Limited	1,970.50	-
-	-	Ampol Limited	876.95	-
-	1,379.95	Aurelia Metals Limited	-	-
-	10,283.21	Beach Energy Limited	-	-
12,262.84	-	Beacon Lighting Group Limited	7,716.90	-
-	-	Beacon Minerals Limited	545.82	-
9,859.72	-	BHP Group Limited	-	3,919.15
1,328.55	-	Brambles Limited	-	-
23,145.81	-	Breville Group Limited - Ordinary Fully Paid	2,466.90	-
30,266.22	-	Codan Limited	2,117.99	-
-	1,146.05	Coles Group Limited.	-	732.00
664.40	-	Csl Limited - Ordinary Fully Paid	-	832.00
-	-	Cti Logistics Limited	1,437.45	-
-	905.92	Data#3 Limited	-	5,706.46
572.18	-	Deterra Royalties Limited - Ordinary Fully Paid Deferred Settlement	-	-
13,788.93	-	Dicker Data Limited	-	-
34,453.26	-	Domino's Pizza Enterprises Limited	-	-
4,134.00	-	Eden Energy Limited	2,385.00	-
2,630.47	-	Fortescue Metals Group Ltd	-	2,630.47
1,774.38	-	G.U.D. Holdings Limited	-	-
-	-	Gr Engineering Services Limited	-	791.05
-	1,878.83	GWA Group Limited.	-	-
1,914.28	-	Hansen Technologies Limited	-	1,914.28
-	609.00	Iluka Resources Limited	9,012.72	-
4,372.05	-	Inghams Group Limited	-	-
7,704.57	-	Integral Diagnostics Limited	-	-
1,798.80	-	IPH Limited	-	-
3,231.24	-	Ive Group Limited	-	-
6,957.89	-	Jb Hi-Fi Limited - Ordinary Fully Paid	-	-
23,071.78	-	Johns Lyng Group Limited	-	-
-	1,751.93	Lycopodium Limited	-	23,424.00
-	-	Macquarie Group Limited	38.31	-
-	-	McMillan Shakespeare Limited - Ordinary Fully Paid	-	9,105.76
-	-	Nick Scali Limited - Ordinary Fully Paid	5,056.85	-
579.65	-	Northern Star Resources Ltd	-	-
9,227.40	-	Pendal Group Limited	-	-
-	-	Rea Group Ltd - Ordinary Fully Paid	-	3,064.39
5,408.29	-	Rio Tinto Limited	-	3,602.60
-	-	Sierra Rutile Holdings Limited - Ordinary Fully Paid Deferred Settlement	-	148.77
3,009.15	-	Smartgroup Corporation Ltd	-	5,122.05
-	-	Super Retail Group Limited	-	2,034.37
-	567.00	Telstra Corporation Limited. - Ordinary Fully Paid	-	2,835.00
934.74	-	Woodside Energy Group Ltd	-	2,197.00
Increase in Market Value - Stapled Securities				
-	-	Goodman Group - Fully Paid Ordinary/Units Stapled Securities	75.36	-
-	-	Stockland - Fully Paid Ordinary/Units Stapled Securities	-	807.27
Distributions - Stapled Securities				
-	-	Charter Hall Group - Stapled Securities	-	375.12

# F J Super Fund

## Detailed Trial Balance as at 30 June 2023

Prior Year		Description	Current Year	
Debits	Credits		Debits	Credits
-	-	Us Prohibited	-	-
-	-	Goodman Group - Fully Paid	-	100.07
-	-	Ordinary/Units Stapled Securities	-	-
-	-	Stockland - Fully Paid Ordinary/Units	-	1,676.80
-	-	Stapled Securities	-	-
Dividends - Shares in Listed Companies				
-	-	Als Limited	-	406.00
-	-	Ampol Limited	-	1,007.50
-	-	ARB Corporation Limited.	-	192.00
-	-	Baby Bunting Group Limited	-	463.50
-	1,513.00	Beacon Lighting Group Limited	-	1,004.40
-	5,423.30	BHP Group Limited	-	790.91
-	270.56	Brambles Limited	-	-
-	437.76	Breville Group Limited - Ordinary Fully Paid	-	135.00
-	277.50	Class Limited	-	-
-	462.00	Codan Limited	-	696.00
-	732.00	Coles Group Limited.	-	792.00
-	253.57	Csl Limited - Ordinary Fully Paid	-	337.98
-	-	Cti Logistics Limited	-	225.00
-	319.00	Data#3 Limited	-	929.25
-	241.92	Deterra Royalties Limited - Ordinary Fully Paid Deferred Settlement	-	-
-	1,540.08	Dicker Data Limited	-	-
-	382.95	Domino's Pizza Enterprises Limited	-	-
-	-	Elders Limited	-	560.00
-	231.25	Emeco Holdings Limited	-	-
-	1,118.00	Fortescue Metals Group Ltd	-	975.00
-	576.00	G.U.D. Holdings Limited	-	-
-	-	Hansen Technologies Limited	-	225.00
-	504.00	Iluka Resources Limited	-	900.00
-	558.00	Inghams Group Limited	-	-
-	371.00	Integral Diagnostics Limited	-	-
-	840.00	IPH Limited	-	-
-	2,480.00	Ive Group Limited	-	-
-	1,485.00	Jb Hi-Fi Limited - Ordinary Fully Paid	-	-
-	473.87	Johns Lyng Group Limited	-	-
-	864.00	Lycopodium Limited	-	3,456.00
-	-	McMillan Shakespeare Limited - Ordinary Fully Paid	-	2,508.00
-	-	Nick Scali Limited - Ordinary Fully Paid	-	2,200.00
-	403.65	Northern Star Resources Ltd	-	-
-	1,568.88	Pendal Group Limited	-	-
-	-	Pengana Capital Group Limited	-	116.00
-	-	Pinnacle Investment Management Group Limited	-	393.75
-	-	Platinum Asset Management Limited - Ordinary Fully Paid	-	644.00
-	-	Rea Group Ltd - Ordinary Fully Paid	-	328.00
-	-	Resimac Group Ltd	-	640.00
-	3,044.65	Rio Tinto Limited	-	783.58
-	2,061.50	Smartgroup Corporation Ltd	-	928.00
-	-	South32 Limited	-	425.43
-	-	Super Retail Group Limited	-	816.00
-	1,008.00	Telstra Corporation Limited. - Ordinary Fully Paid	-	1,071.00
-	480.00	Vita Group Limited	-	-
-	-	Woodside Energy Group Ltd	-	3,172.07
Foreign Income - Foreign Dividend - Shares in Listed Companies				
-	123.90	Fisher & Paykel Healthcare Corporation Limited	-	-
Interest - Cash At Bank				



# F J Super Fund

## Detailed Trial Balance as at 30 June 2023

Prior Year		Description	Current Year	
Debits	Credits		Debits	Credits
-	-	CBA Direct Investment Account	-	2,523.91
-	-	ATO Interest Payments	-	0.51
<b>EXPENSE</b>				
50,000.00	-	Pensions Paid - Mr Robert Finlay-Jones Pension 01.07.11	40,000.00	-
2,970.00	-	Accountancy Fee	3,190.00	-
110.00	-	Actuarial Fee	110.00	-
385.00	-	Auditor Fee	385.00	-
5.00	-	Bank Fees - Cash At Bank CBA Direct Investment Account	5.00	-
415.00	-	Fund Administration Fee	415.00	-
259.00	-	SMSF Supervisory Levy	259.00	-
Realised Capital Losses - Shares in Listed Companies				
6,952.12	-	Adairs Limited	4,682.50	-
-	-	ARB Corporation Limited.	3,746.36	-
4,784.90	-	Aurelia Metals Limited	-	-
-	-	AVA Risk Group Limited	1,334.90	-
-	-	Baby Bunting Group Limited	4,263.29	-
10,076.16	-	Beach Energy Limited	-	-
-	9,253.30	Beacon Lighting Group Limited	-	-
-	939.72	BHP Group Limited	5,162.39	-
2,577.40	-	Brambles Limited	-	-
-	16,289.83	Breville Group Limited - Ordinary Fully Paid	-	-
-	12,402.42	Class Limited	-	-
-	17,358.41	Codan Limited	-	-
8,848.92	-	Data#3 Limited	-	-
959.77	-	Deterra Royalties Limited - Ordinary Fully Paid Deferred Settlement	-	-
-	12,556.83	Dicker Data Limited	-	-
-	26,808.31	Domino's Pizza Enterprises Limited	-	-
-	-	Elders Limited	7,832.76	-
3,844.45	-	Emeco Holdings Limited	-	-
3,560.05	-	Fisher & Paykel Healthcare Corporation Limited	-	-
-	-	Fortescue Metals Group Ltd	-	132.92
1,022.97	-	G.U.D. Holdings Limited	-	-
1,710.78	-	GWA Group Limited.	-	-
-	-	Hansen Technologies Limited	4,145.84	-
-	-	Iluka Resources Limited	-	4,851.90
-	622.10	Inghams Group Limited	-	-
-	804.11	Integral Diagnostics Limited	-	-
-	475.09	IPH Limited	-	-
-	6,805.77	Ive Group Limited	-	-
-	132.62	Jb Hi-Fi Limited - Ordinary Fully Paid	-	-
-	28,467.96	Johns Lyng Group Limited	-	-
-	128.92	Mineral Resources Limited	-	-
2,513.90	-	Northern Star Resources Ltd	-	-
4,152.95	-	Pental Group Limited	-	-
-	-	Pengana Capital Group Limited	2,635.76	-
-	-	Pinnacle Investment Management Group Limited	6,506.72	-
-	-	Platinum Asset Management Limited - Ordinary Fully Paid	4,328.67	-
7,109.78	-	Ramelius Resources Limited	-	-
-	-	Resimac Group Ltd	5,764.36	-
1,845.20	-	Rio Tinto Limited	2,691.82	-
1,288.60	-	Smartgroup Corporation Ltd	-	-
-	-	South32 Limited	3,412.66	-
4,135.15	-	Vita Group Limited	-	-

# F J Super Fund

## Detailed Trial Balance as at 30 June 2023

Prior Year		Description	Current Year	
Debits	Credits		Debits	Credits
-	-	Realised Capital Losses - Stapled Securities		
		Charter Hall Group - Stapled Securities	5,908.60	-
		Us Prohibited		
<hr/>				
<b>INCOME TAX</b>				
15,027.45	-	Income Tax Expense	12,358.35	-
5.88	-	Excessive Foreign Tax Credit Writeoff Expense	0.02	-
Imputation Credits - Shares in Listed Companies				
		Ampol Limited	-	431.79
		ARB Corporation Limited.	-	82.29
		Baby Bunting Group Limited	-	198.64
	648.43	Beacon Lighting Group Limited	-	430.46
	2,324.28	BHP Group Limited	-	338.96
	34.79	Brambles Limited	-	-
	187.61	Breville Group Limited - Ordinary Fully Paid	-	57.86
	118.93	Class Limited	-	-
	198.00	Codan Limited	-	298.29
	313.71	Coles Group Limited.	-	339.43
	4.77	Csl Limited - Ordinary Fully Paid	-	7.53
	-	Cti Logistics Limited	-	96.43
	136.71	Data#3 Limited	-	398.25
	103.68	Deterra Royalties Limited - Ordinary Fully Paid Deferred Settlement	-	-
	660.04	Dicker Data Limited	-	-
	114.88	Domino's Pizza Enterprises Limited	-	-
	-	Elders Limited	-	72.00
	99.11	Emeco Holdings Limited	-	-
	23.47	Fisher & Paykel Healthcare Corporation Limited	-	-
	479.14	Fortescue Metals Group Ltd	-	417.86
	246.86	G.U.D. Holdings Limited	-	-
	-	Hansen Technologies Limited	-	28.93
	216.00	Iluka Resources Limited	-	385.71
	239.14	Inghams Group Limited	-	-
	159.00	Integral Diagnostics Limited	-	-
	144.00	IPH Limited	-	-
	1,062.86	Ive Group Limited	-	-
	636.42	Jb Hi-Fi Limited - Ordinary Fully Paid	-	-
	203.09	Johns Lyng Group Limited	-	-
	370.29	Lycopodium Limited	-	1,481.14
	-	McMillan Shakespeare Limited - Ordinary Fully Paid	-	1,074.86
	-	Nick Scali Limited - Ordinary Fully Paid	-	942.86
	172.99	Northern Star Resources Ltd	-	-
	67.24	Pendal Group Limited	-	-
	-	Pengana Capital Group Limited	-	49.71
	-	Pinnacle Investment Management Group Limited	-	168.75
	-	Platinum Asset Management Limited - Ordinary Fully Paid	-	276.00
	-	Rea Group Ltd - Ordinary Fully Paid	-	140.58
	-	Resimac Group Ltd	-	274.29
	1,304.85	Rio Tinto Limited	-	335.82
	883.50	Smartgroup Corporation Ltd	-	397.71
	-	South32 Limited	-	182.33
	-	Super Retail Group Limited	-	349.71
	432.00	Telstra Corporation Limited. - Ordinary Fully Paid	-	459.00
	205.71	Vita Group Limited	-	-
	-	Woodside Energy Group Ltd	-	1,359.46

# F J Super Fund

## Detailed Trial Balance as at 30 June 2023

Prior Year		Description	Current Year	
Debits	Credits		Debits	Credits
-	-	Imputation Credits - Stapled Securities		
-	-	Charter Hall Group - Stapled Securities	-	72.36
-	-	Us Prohibited		
-	-	Goodman Group - Fully Paid	-	1.03
-	-	Ordinary/Units Stapled Securities		
<b>PROFIT &amp; LOSS CLEARING ACCOUNT</b>				
-	100,180.00	<b>Profit &amp; Loss Clearing Account</b>	19,226.90	-
<b>ASSETS</b>				
Shares in Listed Companies				
-	-	Als Limited	22,320.00	-
-	-	Ampol Limited	19,461.00	-
-	-	Beacon Lighting Group Limited	17,712.00	-
-	-	Beacon Minerals Limited	20,300.00	-
21,862.50	-	BHP Group Limited	26,094.20	-
-	-	Breville Group Limited - Ordinary Fully Paid	17,946.00	-
-	-	Codan Limited	23,287.00	-
21,372.00	-	Coles Group Limited.	22,104.00	-
26,906.00	-	Csl Limited - Ordinary Fully Paid	27,738.00	-
-	-	Cti Logistics Limited	7,200.00	-
-	-	Data#3 Limited	32,400.00	-
3,498.00	-	Eden Energy Limited	1,113.00	-
22,789.00	-	Fortescue Metals Group Ltd	-	-
-	-	Gr Engineering Services Limited	21,400.00	-
23,400.00	-	Hansen Technologies Limited	-	-
19,824.00	-	Iluka Resources Limited	-	-
27,360.00	-	Lycopodium Limited	50,784.00	-
-	-	Macquarie Group Limited	24,866.80	-
-	-	McMillan Shakespeare Limited - Ordinary Fully Paid	34,314.00	-
-	-	Nick Scali Limited - Ordinary Fully Paid	30,974.00	-
-	-	Rea Group Ltd - Ordinary Fully Paid	28,606.00	-
23,621.00	-	Rio Tinto Limited	27,525.60	-
-	-	Sierra Rutile Holdings Limited - Ordinary Fully Paid Deferred Settlement	525.00	-
-	-	Smartgroup Corporation Ltd	25,344.00	-
-	-	Super Retail Group Limited	27,432.00	-
24,255.00	-	Telstra Corporation Limited. - Ordinary Fully Paid	27,090.00	-
26,904.80	-	Woodside Energy Group Ltd	29,101.80	-
Stapled Securities				
-	-	Goodman Group - Fully Paid	20,070.00	-
-	-	Ordinary/Units Stapled Securities		
-	-	Stockland - Fully Paid Ordinary/Units Stapled Securities	25,792.00	-
Cash At Bank				
578,483.60	-	CBA Direct Investment Account	226,876.81	-
Receivables - Investment Income Receivable - Distributions				
-	-	Goodman Group - Fully Paid	53.00	-
-	-	Ordinary/Units Stapled Securities		
-	-	Stockland - Fully Paid Ordinary/Units Stapled Securities	921.60	-
Current Tax Assets				
-	15,027.45	Provision for Income Tax	-	12,358.35
Current Tax Assets - Withholding Credits - Shares in Listed Companies				
-	-	Elders Limited	184.00	-
122.00	-	IPH Limited	-	-

# F J Super Fund

## Detailed Trial Balance as at 30 June 2023

Prior Year		Description	Current Year	
Debits	Credits		Debits	Credits
		Current Tax Assets - Withholding Credits - Stapled Securities		
-	-	Charter Hall Group - Stapled Securities	96.00	-
		Us Prohibited		
-	-	Goodman Group - Fully Paid Ordinary/Units Stapled Securities	47.00	-
		Current Tax Assets - Franking Credits - Shares in Listed Companies		
-	-	Ampol Limited	431.79	-
-	-	ARB Corporation Limited.	82.29	-
-	-	Baby Bunting Group Limited	198.64	-
648.43	-	Beacon Lighting Group Limited	430.46	-
2,324.28	-	BHP Group Limited	338.96	-
34.79	-	Brambles Limited	-	-
187.61	-	Breville Group Limited - Ordinary Fully Paid	57.86	-
118.93	-	Class Limited	-	-
198.00	-	Codan Limited	298.29	-
313.71	-	Coles Group Limited.	339.43	-
4.77	-	Csl Limited - Ordinary Fully Paid	7.53	-
-	-	Cti Logistics Limited	96.43	-
136.71	-	Data#3 Limited	398.25	-
103.68	-	Deterra Royalties Limited - Ordinary Fully Paid Deferred Settlement	-	-
660.04	-	Dicker Data Limited	-	-
114.88	-	Domino's Pizza Enterprises Limited	-	-
-	-	Elders Limited	72.00	-
99.11	-	Emeco Holdings Limited	-	-
23.47	-	Fisher & Paykel Healthcare Corporation Limited	-	-
479.14	-	Fortescue Metals Group Ltd	417.86	-
246.86	-	G.U.D. Holdings Limited	-	-
-	-	Hansen Technologies Limited	28.93	-
216.00	-	Iluka Resources Limited	385.71	-
239.14	-	Inghams Group Limited	-	-
159.00	-	Integral Diagnostics Limited	-	-
144.00	-	IPH Limited	-	-
1,062.86	-	Ive Group Limited	-	-
636.42	-	Jb Hi-Fi Limited - Ordinary Fully Paid	-	-
203.09	-	Johns Lyng Group Limited	-	-
370.29	-	Lycopodium Limited	1,481.14	-
-	-	McMillan Shakespeare Limited - Ordinary Fully Paid	1,074.86	-
-	-	Nick Scali Limited - Ordinary Fully Paid	942.86	-
172.99	-	Northern Star Resources Ltd	-	-
67.24	-	Pendal Group Limited	-	-
-	-	Pengana Capital Group Limited	49.71	-
-	-	Pinnacle Investment Management Group Limited	168.75	-
-	-	Platinum Asset Management Limited - Ordinary Fully Paid	276.00	-
-	-	Rea Group Ltd - Ordinary Fully Paid	140.58	-
-	-	Resimac Group Ltd	274.29	-
1,304.85	-	Rio Tinto Limited	335.82	-
883.50	-	Smartgroup Corporation Ltd	397.71	-
-	-	South32 Limited	182.33	-
-	-	Super Retail Group Limited	349.71	-
432.00	-	Telstra Corporation Limited. - Ordinary Fully Paid	459.00	-
205.71	-	Vita Group Limited	-	-
-	-	Woodside Energy Group Ltd	1,359.46	-
		Current Tax Assets - Franking Credits - Stapled Securities		
-	-	Charter Hall Group - Stapled Securities	72.36	-

# F J Super Fund

## Detailed Trial Balance as at 30 June 2023

Prior Year		Description	Current Year	
Debits	Credits		Debits	Credits
-	-	Us Prohibited Goodman Group - Fully Paid Ordinary/Units Stapled Securities	1.03	-
18.58	-	Current Tax Assets - Foreign Tax Credits - Shares in Listed Companies Fisher & Paykel Healthcare Corporation Limited	-	-
-	-	Current Tax Assets - Foreign Tax Credits - Stapled Securities Goodman Group - Fully Paid Ordinary/Units Stapled Securities	0.07	-
-	5.88	Current Tax Assets Excessive Foreign Tax Credit Writeoff	-	0.02
5,769.00	-	Income Tax Instalments Paid	3,285.00	-
<b>LIABILITIES</b>				
-	-	Fund Administration Fee	415.00	-
-	259.00	SMSF Supervisory Levy	-	259.00
<b>MEMBER ENTITLEMENTS</b>				
-	209,071.69	Mr Dominic Finlay-Jones Accumulation	-	228,376.50
-	236,668.57	Mr Robert Finlay-Jones Pension 01.07.11	-	200,953.74
-	0.47	Pension 06.06.14	-	0.48
-	105,081.03	Ms Amy Finlay-Jones Accumulation	-	125,324.24
-	271,862.89	Ms Zoe Finlay-Jones Accumulation	-	287,256.59
<u>1,175,628.01</u>	<u>1,175,628.01</u>		<u>1,026,595.57</u>	<u>1,026,595.57</u>

**F J Super Fund**  
**General Ledger Account Movement**  
**For the period from 1 July 2022 to 30 June 2023**

Date	Description	Quantity	Debits	Credits	Balance
<b>Income</b>					
<b>Member Receipts</b>					
<b>Contributions - Employer</b>					
<b>Mr Dominic Finlay-Jones</b>					
01/07/2022	Opening Balance				0.00
30/08/2022	Employer Contribution: THE TRUSTEE FOR FINFOX FAMILY			4,142.46	4,142.46 CR
03/11/2022	Employer Contribution: THE TRUSTEE FOR FINFOX FAMILY			5,799.44	9,941.90 CR
02/02/2023	ATO008000017694963 ATO			4,349.58	14,291.48 CR
27/04/2023	Employer Contribution: DFJ Architects			5,074.51	19,365.99 CR
30/06/2023	Closing Balance				<b>19,365.99 CR</b>
<b>Ms Amy Finlay-Jones</b>					
01/07/2022	Opening Balance				0.00
08/07/2022	Employer Contribution: TELETHON KIDS INSTITUTE			836.76	836.76 CR
22/07/2022	Employer Contribution: TELETHON KIDS INSTITUTE			836.76	1,673.52 CR
05/08/2022	Employer Contribution: TELETHON KIDS INSTITUTE			836.76	2,510.28 CR
19/08/2022	Employer Contribution: TELETHON KIDS INSTITUTE			836.76	3,347.04 CR
05/09/2022	Employer Contribution: TELETHON KIDS INSTITUTE			836.76	4,183.80 CR
16/09/2022	Employer Contribution: TELETHON KIDS INSTITUTE			836.76	5,020.56 CR
30/09/2022	Employer Contribution: TELETHON KIDS INSTITUTE			836.76	5,857.32 CR
21/10/2022	Employer Contribution: TELETHON KIDS INSTITUTE			836.76	6,694.08 CR
01/11/2022	Employer Contribution: TELETHON KIDS INSTITUTE			836.76	7,530.84 CR
11/11/2022	Employer Contribution: TELETHON KIDS INSTITUTE			836.76	8,367.60 CR
25/11/2022	Employer Contribution: TELETHON KIDS INSTITUTE			836.76	9,204.36 CR
12/12/2022	Employer Contribution: TELETHON KIDS INSTITUTE			836.76	10,041.12 CR
21/12/2022	Employer Contribution: TELETHON KIDS INSTITUTE			836.76	10,877.88 CR
04/01/2023	Employer Contribution: TELETHON KIDS INSTITUTE			836.76	11,714.64 CR
20/01/2023	Employer Contribution: TELETHON KIDS INSTITUTE			861.86	12,576.50 CR
03/02/2023	Employer Contribution: TELETHON KIDS INSTITUTE			861.86	13,438.36 CR
20/02/2023	Employer Contribution: TELETHON KIDS INSTITUTE			861.86	14,300.22 CR
03/03/2023	Employer Contribution: TELETHON KIDS INSTITUTE			861.87	15,162.09 CR
20/03/2023	Employer Contribution: TELETHON KIDS INSTITUTE			861.86	16,023.95 CR
03/04/2023	Employer Contribution: TELETHON KIDS INSTITUTE			861.86	16,885.81 CR
17/04/2023	Employer Contribution: TELETHON KIDS INSTITUTE			861.86	17,747.67 CR
01/05/2023	Employer Contribution: TELETHON KIDS INSTITUTE			861.86	18,609.53 CR
12/05/2023	Employer Contribution: TELETHON KIDS INSTITUTE			861.86	19,471.39 CR
26/05/2023	Employer Contribution: TELETHON KIDS INSTITUTE			861.86	20,333.25 CR
12/06/2023	Employer Contribution: TELETHON KIDS INSTITUTE			861.86	21,195.11 CR
26/06/2023	Employer Contribution: TELETHON KIDS INSTITUTE			861.86	22,056.97 CR
30/06/2023	Closing Balance				<b>22,056.97 CR</b>
<b>Ms Zoe Finlay-Jones</b>					
01/07/2022	Opening Balance				0.00
05/08/2022	Employer Contribution: ADAPT by Design Pty Ltd			892.46	892.46 CR
05/08/2022	Employer Contribution: ADAPT by Design Pty Ltd			893.86	1,786.32 CR
16/09/2022	Employer Contribution: ADAPT by Design Pty Ltd			1,004.23	2,790.55 CR
16/09/2022	Employer Contribution: ADAPT by Design Pty Ltd			1,004.23	3,794.78 CR
04/11/2022	Employer Contribution: ADAPT by Design Pty Ltd			1,005.70	4,800.48 CR
18/11/2022	Employer Contribution: ADAPT by Design Pty Ltd			1,004.23	5,804.71 CR
10/01/2023	Employer Contribution: ADAPT by Design Pty Ltd			1,004.23	6,808.94 CR
10/01/2023	Employer Contribution: ADAPT by Design Pty Ltd			1,004.23	7,813.17 CR
24/02/2023	Employer Contribution: ADAPT by Design Pty Ltd			1,004.23	8,817.40 CR
24/02/2023	Employer Contribution: ADAPT by Design Pty Ltd			1,004.23	9,821.63 CR
20/03/2023	Employer Contribution: ADAPT by Design Pty Ltd			1,007.17	10,828.80 CR
21/06/2023	Employer Contribution: ADAPT by Design Pty Ltd			3,015.63	13,844.43 CR
30/06/2023	Closing Balance				<b>13,844.43 CR</b>

**F J Super Fund**  
**General Ledger Account Movement**  
**For the period from 1 July 2022 to 30 June 2023**

Date	Description	Quantity	Debits	Credits	Balance
<b>Income</b>					
<b>Investment Gains</b>					
<b>Increase in Market Value - Shares in Listed Companies</b>					
<b>Als Limited</b>					
01/07/2022	Opening Balance				0.00
30/06/2023	Market Value Adjustment		1,970.50		1,970.50 DR
30/06/2023	Closing Balance				1,970.50 DR
<b>Ampol Limited</b>					
01/07/2022	Opening Balance				0.00
30/06/2023	Market Value Adjustment		876.95		876.95 DR
30/06/2023	Closing Balance				876.95 DR
<b>Beacon Lighting Group Limited</b>					
01/07/2022	Opening Balance				0.00
30/06/2023	Market Value Adjustment		7,716.90		7,716.90 DR
30/06/2023	Closing Balance				7,716.90 DR
<b>Beacon Minerals Limited</b>					
01/07/2022	Opening Balance				0.00
30/06/2023	Market Value Adjustment		545.82		545.82 DR
30/06/2023	Closing Balance				545.82 DR
<b>BHP Group Limited</b>					
01/07/2022	Opening Balance				0.00
30/06/2023	Market Value Adjustment			3,919.15	3,919.15 CR
30/06/2023	Closing Balance				3,919.15 CR
<b>Breville Group Limited - Ordinary Fully Paid</b>					
01/07/2022	Opening Balance				0.00
30/06/2023	Market Value Adjustment		2,466.90		2,466.90 DR
30/06/2023	Closing Balance				2,466.90 DR
<b>Codan Limited</b>					
01/07/2022	Opening Balance				0.00
30/06/2023	Market Value Adjustment		2,117.99		2,117.99 DR
30/06/2023	Closing Balance				2,117.99 DR
<b>Coles Group Limited.</b>					
01/07/2022	Opening Balance				0.00
30/06/2023	Market Value Adjustment			732.00	732.00 CR
30/06/2023	Closing Balance				732.00 CR
<b>Csl Limited - Ordinary Fully Paid</b>					
01/07/2022	Opening Balance				0.00
30/06/2023	Market Value Adjustment			832.00	832.00 CR
30/06/2023	Closing Balance				832.00 CR
<b>Cti Logistics Limited</b>					
01/07/2022	Opening Balance				0.00
30/06/2023	Market Value Adjustment		1,437.45		1,437.45 DR
30/06/2023	Closing Balance				1,437.45 DR
<b>Data#3 Limited</b>					
01/07/2022	Opening Balance				0.00
30/06/2023	Market Value Adjustment			5,706.46	5,706.46 CR
30/06/2023	Closing Balance				5,706.46 CR

**F J Super Fund**  
**General Ledger Account Movement**  
**For the period from 1 July 2022 to 30 June 2023**

Date	Description	Quantity	Debits	Credits	Balance
<b>Income</b>					
<b>Eden Energy Limited</b>					
01/07/2022	Opening Balance				0.00
30/06/2023	Market Value Adjustment		2,385.00		2,385.00 DR
30/06/2023	Closing Balance				2,385.00 DR
<b>Fortescue Metals Group Ltd</b>					
01/07/2022	Opening Balance				0.00
30/06/2023	Market Value Adjustment			2,630.47	2,630.47 CR
30/06/2023	Closing Balance				2,630.47 CR
<b>Gr Engineering Services Limited</b>					
01/07/2022	Opening Balance				0.00
30/06/2023	Market Value Adjustment			791.05	791.05 CR
30/06/2023	Closing Balance				791.05 CR
<b>Hansen Technologies Limited</b>					
01/07/2022	Opening Balance				0.00
30/06/2023	Market Value Adjustment			1,914.28	1,914.28 CR
30/06/2023	Closing Balance				1,914.28 CR
<b>Iluka Resources Limited</b>					
01/07/2022	Opening Balance				0.00
30/06/2023	Market Value Adjustment		9,012.72		9,012.72 DR
30/06/2023	Closing Balance				9,012.72 DR
<b>Lycopodium Limited</b>					
01/07/2022	Opening Balance				0.00
30/06/2023	Market Value Adjustment			23,424.00	23,424.00 CR
30/06/2023	Closing Balance				23,424.00 CR
<b>Macquarie Group Limited</b>					
01/07/2022	Opening Balance				0.00
30/06/2023	Market Value Adjustment		38.31		38.31 DR
30/06/2023	Closing Balance				38.31 DR
<b>McMillan Shakespeare Limited - Ordinary Fully Paid</b>					
01/07/2022	Opening Balance				0.00
30/06/2023	Market Value Adjustment			9,105.76	9,105.76 CR
30/06/2023	Closing Balance				9,105.76 CR
<b>Nick Scali Limited - Ordinary Fully Paid</b>					
01/07/2022	Opening Balance				0.00
30/06/2023	Market Value Adjustment		5,056.85		5,056.85 DR
30/06/2023	Closing Balance				5,056.85 DR
<b>Rea Group Ltd - Ordinary Fully Paid</b>					
01/07/2022	Opening Balance				0.00
30/06/2023	Market Value Adjustment			3,064.39	3,064.39 CR
30/06/2023	Closing Balance				3,064.39 CR
<b>Rio Tinto Limited</b>					
01/07/2022	Opening Balance				0.00
30/06/2023	Market Value Adjustment			3,602.60	3,602.60 CR
30/06/2023	Closing Balance				3,602.60 CR
<b>Sierra Rutile Holdings Limited - Ordinary Fully Paid Deferred Settlement</b>					
01/07/2022	Opening Balance				0.00
30/06/2023	Market Value Adjustment			148.77	148.77 CR
30/06/2023	Closing Balance				148.77 CR



**F J Super Fund**  
**General Ledger Account Movement**  
**For the period from 1 July 2022 to 30 June 2023**

Date	Description	Quantity	Debits	Credits	Balance
<b>Income</b>					
<b>Smartgroup Corporation Ltd</b>					
01/07/2022	Opening Balance				0.00
30/06/2023	Market Value Adjustment			5,122.05	5,122.05 CR
30/06/2023	Closing Balance				5,122.05 CR
<b>Super Retail Group Limited</b>					
01/07/2022	Opening Balance				0.00
30/06/2023	Market Value Adjustment			2,034.37	2,034.37 CR
30/06/2023	Closing Balance				2,034.37 CR
<b>Telstra Corporation Limited. - Ordinary Fully Paid</b>					
01/07/2022	Opening Balance				0.00
30/06/2023	Market Value Adjustment			2,835.00	2,835.00 CR
30/06/2023	Closing Balance				2,835.00 CR
<b>Woodside Energy Group Ltd</b>					
01/07/2022	Opening Balance				0.00
30/06/2023	Market Value Adjustment			2,197.00	2,197.00 CR
30/06/2023	Closing Balance				2,197.00 CR
<b>Increase in Market Value - Stapled Securities</b>					
<b>Goodman Group - Fully Paid Ordinary/Units Stapled Securities</b>					
01/07/2022	Opening Balance				0.00
30/06/2023	Market Value Adjustment		75.36		75.36 DR
30/06/2023	Closing Balance				75.36 DR
<b>Stockland - Fully Paid Ordinary/Units Stapled Securities</b>					
01/07/2022	Opening Balance				0.00
30/06/2023	Market Value Adjustment			807.27	807.27 CR
30/06/2023	Closing Balance				807.27 CR
<b>Disposal Suspense - Shares in Listed Companies</b>					
<b>Adairs Limited</b>					
01/07/2022	Opening Balance	0.00000			0.00
17/03/2023	Sale of 7000 units of ADH @ \$2.218769	7,000.00000		15,501.43	15,501.43 CR
17/03/2023	Sale of 7000 units of ADH @ \$2.218769	-7,000.00000	15,501.43		0.00 CR
30/06/2023	Closing Balance	0.00000			0.00
<b>ARB Corporation Limited.</b>					
01/07/2022	Opening Balance	0.00000			0.00
27/06/2023	Sale of 600 units of ARB @ \$27.628233	600.00000		16,546.99	16,546.99 CR
27/06/2023	Sale of 600 units of ARB @ \$27.628233	-600.00000	16,546.99		0.00 CR
30/06/2023	Closing Balance	0.00000			0.00
<b>AVA Risk Group Limited</b>					
01/07/2022	Opening Balance	0.00000			0.00
15/09/2022	Sale of 37000 units of AVA @ \$0.235	37,000.00000		8,675.05	8,675.05 CR
15/09/2022	Sale of 37000 units of AVA @ \$0.235	-37,000.00000	8,675.05		0.00 CR
30/06/2023	Closing Balance	0.00000			0.00
<b>Baby Bunting Group Limited</b>					
01/07/2022	Opening Balance	0.00000			0.00
19/09/2022	Sale of 5150 units of BBN @ \$4.045	5,150.00000		20,801.80	20,801.80 CR
19/09/2022	Sale of 5150 units of BBN @ \$4.045	-5,150.00000	20,801.80		0.00 CR
30/06/2023	Closing Balance	0.00000			0.00

**F J Super Fund**  
**General Ledger Account Movement**  
**For the period from 1 July 2022 to 30 June 2023**

Date	Description	Quantity	Debits	Credits	Balance
<b>Income</b>					
<b>BHP Group Limited</b>					
01/07/2022	Opening Balance	0.00000			0.00
25/07/2022	Sale of 530 units of BHP @ \$37.14266	530.00000		19,655.66	19,655.66 CR
25/07/2022	Sale of 530 units of BHP @ \$37.14266	-530.00000	19,655.66		0.00 CR
30/06/2023	Closing Balance	0.00000			0.00
<b>Elders Limited</b>					
01/07/2022	Opening Balance	0.00000			0.00
13/03/2023	Sale of 2000 units of ELD @ \$9.02806	2,000.00000		18,026.17	18,026.17 CR
13/03/2023	Sale of 2000 units of ELD @ \$9.02806	-2,000.00000	18,026.17		0.00 CR
30/06/2023	Closing Balance	0.00000			0.00
<b>Fortescue Metals Group Ltd</b>					
01/07/2022	Opening Balance	0.00000			0.00
04/07/2022	Sale of 1300 units of FMG @ \$17.327446	1,300.00000		22,495.73	22,495.73 CR
04/07/2022	Sale of 1300 units of FMG @ \$17.327446	-1,300.00000	22,495.73		0.00 CR
17/03/2023	Sale of 1300 units of FMG @ \$21.40	1,300.00000		27,786.61	27,786.61 CR
17/03/2023	Sale of 1300 units of FMG @ \$21.40	-1,300.00000	27,786.61		0.00 CR
30/06/2023	Closing Balance	0.00000			0.00
<b>Hansen Technologies Limited</b>					
01/07/2022	Opening Balance	0.00000			0.00
15/09/2022	Sale of 4500 units of HSN @ \$4.710753	4,500.00000		21,168.44	21,168.44 CR
15/09/2022	Sale of 4500 units of HSN @ \$4.710753	-4,500.00000	21,168.44		0.00 CR
30/06/2023	Closing Balance	0.00000			0.00
<b>Iluka Resources Limited</b>					
01/07/2022	Opening Balance	0.00000			0.00
31/10/2022	Sale of 3600 units of ILU @ \$8.59	3,600.00000		30,886.90	30,886.90 CR
31/10/2022	Sale of 3600 units of ILU @ \$8.59	-3,600.00000	30,886.90		0.00 CR
30/06/2023	Closing Balance	0.00000			0.00
<b>Pengana Capital Group Limited</b>					
01/07/2022	Opening Balance	0.00000			0.00
13/03/2023	Sale of 5800 units of PCG @ \$1.324162	5,800.00000		7,660.19	7,660.19 CR
13/03/2023	Sale of 5800 units of PCG @ \$1.324162	-5,800.00000	7,660.19		0.00 CR
30/06/2023	Closing Balance	0.00000			0.00
<b>Pinnacle Investment Management Group Limited</b>					
01/07/2022	Opening Balance	0.00000			0.00
03/10/2022	Sale of 2250 units of PNI @ \$8.230649	2,250.00000		18,489.01	18,489.01 CR
03/10/2022	Sale of 2250 units of PNI @ \$8.230649	-2,250.00000	18,489.01		0.00 CR
30/06/2023	Closing Balance	0.00000			0.00
<b>Platinum Asset Management Limited - Ordinary Fully Paid</b>					
01/07/2022	Opening Balance	0.00000			0.00
17/03/2023	Sale of 9200 units of PTM @ \$1.715	9,200.00000		15,748.05	15,748.05 CR
17/03/2023	Sale of 9200 units of PTM @ \$1.715	-9,200.00000	15,748.05		0.00 CR
30/06/2023	Closing Balance	0.00000			0.00
<b>Resimac Group Ltd</b>					
01/07/2022	Opening Balance	0.00000			0.00
13/03/2023	Sale of 16000 units of RMC @ \$0.962434	16,000.00000		15,368.99	15,368.99 CR
13/03/2023	Sale of 16000 units of RMC @ \$0.962434	-16,000.00000	15,368.99		0.00 CR
30/06/2023	Closing Balance	0.00000			0.00

**F J Super Fund**  
**General Ledger Account Movement**  
**For the period from 1 July 2022 to 30 June 2023**

Date	Description	Quantity	Debits	Credits	Balance
<b>Income</b>					
<b>Rio Tinto Limited</b>					
01/07/2022	Opening Balance	0.00000			0.00
11/07/2022	Sale of 230 units of RIO @ \$95.85	230.00000		22,015.55	22,015.55 CR
11/07/2022	Sale of 230 units of RIO @ \$95.85	-230.00000	22,015.55		0.00 CR
30/06/2023	Closing Balance	0.00000			0.00
<b>South32 Limited</b>					
01/07/2022	Opening Balance	0.00000			0.00
27/06/2023	Sale of 5800 units of S32 @ \$3.726938	5,800.00000		21,586.29	21,586.29 CR
27/06/2023	Sale of 5800 units of S32 @ \$3.726938	-5,800.00000	21,586.29		0.00 CR
30/06/2023	Closing Balance	0.00000			0.00
<b>Telstra Corporation Limited. - Ordinary Fully Paid</b>					
01/07/2022	Opening Balance	0.00000			0.00
31/10/2022	TLS Takeover/Merger	6,300.00000		20,252.95	20,252.95 CR
31/10/2022	TLS Takeover/Merger	-6,300.00000	20,252.95		0.00 CR
30/06/2023	Closing Balance	0.00000			0.00
<b>Telstra Group Limited - Ordinary Fully Paid Deferred Settlement</b>					
01/07/2022	Opening Balance	0.00000			0.00
01/11/2022	TLSDA to TLS	6,300.00000		20,252.95	20,252.95 CR
01/11/2022	TLSDA to TLS	-6,300.00000	20,252.95		0.00 CR
30/06/2023	Closing Balance	0.00000			0.00
<b>Disposal Suspense - Shares in Unlisted Companies</b>					
<b>EDE_R</b>					
01/07/2022	Opening Balance	0.00000			0.00
27/01/2023	EDE_R to EDE; 1:10 NON-RENOUCE ISSUE OF ORD SH#1,800.00000				0.00 CR
27/01/2023	EDE_R to EDE; 1:10 NON-RENOUCE ISSUE OF ORD SH#1,800.00000				0.00 CR
30/06/2023	Closing Balance	0.00000			0.00
<b>Disposal Suspense - Stapled Securities</b>					
<b>Charter Hall Group - Stapled Securities Us Prohibited</b>					
01/07/2022	Opening Balance	0.00000			0.00
06/04/2023	Sale of 1800 units of CHC @ \$10.683089	1,800.00000		19,199.61	19,199.61 CR
06/04/2023	Sale of 1800 units of CHC @ \$10.683089	-1,800.00000	19,199.61		0.00 CR
30/06/2023	Closing Balance	0.00000			0.00
<b>Investment Income</b>					
<b>Distributions - Stapled Securities</b>					
<b>Charter Hall Group - Stapled Securities Us Prohibited</b>					
01/07/2022	Opening Balance				0.00
29/12/2022	CHC AUD 0.0938 FRANKED, 30% CTR, DRP SUSP			375.12	375.12 CR
29/12/2022	Distribution - Tax Statement				375.12 CR
30/06/2023	Closing Balance				375.12 CR
<b>Goodman Group - Fully Paid Ordinary/Units Stapled Securities</b>					
01/07/2022	Opening Balance				0.00
29/06/2023	GMG AUD 0.002412435 FRANKED, 30% CTR			100.00	100.00 CR
30/06/2023	Distribution - Tax Statement			0.07	100.07 CR
30/06/2023	Closing Balance				100.07 CR
<b>Stockland - Fully Paid Ordinary/Units Stapled Securities</b>					
01/07/2022	Opening Balance				0.00
29/12/2022	SGP AUD EST 0.118			755.20	755.20 CR
29/06/2023	SGP AUD EST 0.144			921.60	1,676.80 CR
30/06/2023	Distribution - Tax Statement				1,676.80 CR
30/06/2023	Distribution - Tax Statement				1,676.80 CR
30/06/2023	Closing Balance				1,676.80 CR

**F J Super Fund**  
**General Ledger Account Movement**  
**For the period from 1 July 2022 to 30 June 2023**

Date	Description	Quantity	Debits	Credits	Balance
<b>Income</b>					
<b>Dividends - Shares in Listed Companies</b>					
<b>Als Limited</b>					
01/07/2022	Opening Balance				0.00
16/12/2022	ALQ AUD UNFRANKED, NIL CFI, DRP SUSP			406.00	406.00 CR
30/06/2023	Closing Balance				406.00 CR
<b>Ampol Limited</b>					
01/07/2022	Opening Balance				0.00
30/03/2023	ALD AUD 0.5 SPEC, 1.55 FRANKED, 30% CTR			1,007.50	1,007.50 CR
30/06/2023	Closing Balance				1,007.50 CR
<b>ARB Corporation Limited.</b>					
01/07/2022	Opening Balance				0.00
21/04/2023	ARB AUD 0.32 FRANKED, 30% CTR, DRP 2% DISC, BSP			192.00	192.00 CR
30/06/2023	Closing Balance				192.00 CR
<b>Baby Bunting Group Limited</b>					
01/07/2022	Opening Balance				0.00
09/09/2022	BBN AUD 0.09 FRANKED, 30% CTR			463.50	463.50 CR
30/06/2023	Closing Balance				463.50 CR
<b>Beacon Lighting Group Limited</b>					
01/07/2022	Opening Balance				0.00
20/09/2022	BLX AUD 0.05 FRANKED, 30% CTR, DRP SUSP			540.00	540.00 CR
17/03/2023	BLX AUD 0.043 FRANKED, 30% CTR, DRP 5% DISC			464.40	1,004.40 CR
30/06/2023	Closing Balance				1,004.40 CR
<b>BHP Group Limited</b>					
01/07/2022	Opening Balance				0.00
30/03/2023	BHP USD 0.9, 0.9 FRANKED, 30% CTR, DRP NIL DISC			790.91	790.91 CR
30/06/2023	Closing Balance				790.91 CR
<b>Breville Group Limited - Ordinary Fully Paid</b>					
01/07/2022	Opening Balance				0.00
27/03/2023	BRG AUD 0.15 FRANKED, 30% CTR, DRP SUSP			135.00	135.00 CR
30/06/2023	Closing Balance				135.00 CR
<b>Codan Limited</b>					
01/07/2022	Opening Balance				0.00
07/09/2022	CDA AUD 0.15 FRANKED, 30% CTR			435.00	435.00 CR
10/03/2023	CDA AUD 0.09 FRANKED, 30% CTR			261.00	696.00 CR
30/06/2023	Closing Balance				696.00 CR
<b>Coles Group Limited.</b>					
01/07/2022	Opening Balance				0.00
28/09/2022	COL AUD 0.3 FRANKED, 30% CTR, DRP NIL DISC			360.00	360.00 CR
30/03/2023	COL AUD 0.36 FRANKED, 30% CTR, DRP NIL DISC			432.00	792.00 CR
30/06/2023	Closing Balance				792.00 CR
<b>CSL Limited - Ordinary Fully Paid</b>					
01/07/2022	Opening Balance				0.00
05/10/2022	CSL USD 1.18, 0.118 FRANKED, 30% CTR, 1.062 CFI, DRP :			175.83	175.83 CR
05/04/2023	CSL USD 1.07, UNFRANKED, 1.07 CFI, DRP SUSP			162.15	337.98 CR
30/06/2023	Closing Balance				337.98 CR
<b>Cti Logistics Limited</b>					
01/07/2022	Opening Balance				0.00
06/04/2023	CLX AUD 0.05 FRANKED, 30% CTR, DRP 2.5% DISC, BSP			225.00	225.00 CR
30/06/2023	Closing Balance				225.00 CR

**F J Super Fund**  
**General Ledger Account Movement**  
**For the period from 1 July 2022 to 30 June 2023**

Date	Description	Quantity	Debits	Credits	Balance
<b>Income</b>					
<b>Data#3 Limited</b>					
01/07/2022	Opening Balance				0.00
30/09/2022	DTL AUD 0.1065 FRANKED, 30% CTR			479.25	479.25 CR
31/03/2023	DTL AUD 0.1 FRANKED, 30% CTR			450.00	929.25 CR
30/06/2023	Closing Balance				929.25 CR
<b>Elders Limited</b>					
01/07/2022	Opening Balance				0.00
16/12/2022	ELD AUD 0.084 FRANKED, 30% CTR, NIL CFI, DRP NIL DIS			560.00	560.00 CR
30/06/2023	Closing Balance				560.00 CR
<b>Fortescue Metals Group Ltd</b>					
01/07/2022	Opening Balance				0.00
29/03/2023	FMG AUD 0.75 FRANKED, 30% CTR, DRP NIL DISC			975.00	975.00 CR
30/06/2023	Closing Balance				975.00 CR
<b>Hansen Technologies Limited</b>					
01/07/2022	Opening Balance				0.00
21/09/2022	HSN AUD 0.015 FRANKED, 30% CTR, 0.035 CFI, DRP NIL D			225.00	225.00 CR
30/06/2023	Closing Balance				225.00 CR
<b>Iluka Resources Limited</b>					
01/07/2022	Opening Balance				0.00
30/09/2022	ILU AUD 0.25 FRANKED, 30% CTR, DRP NIL DISC			900.00	900.00 CR
30/06/2023	Closing Balance				900.00 CR
<b>Lycopodium Limited</b>					
01/07/2022	Opening Balance				0.00
07/10/2022	LYL AUD 0.36 FRANKED, 30% CTR			1,728.00	1,728.00 CR
06/04/2023	LYL AUD 0.36 FRANKED, 30% CTR			1,728.00	3,456.00 CR
30/06/2023	Closing Balance				3,456.00 CR
<b>McMillan Shakespeare Limited - Ordinary Fully Paid</b>					
01/07/2022	Opening Balance				0.00
10/11/2022	MMS AUD 0.74 FRANKED, 30% CTR			1,406.00	1,406.00 CR
24/03/2023	MMS AUD 0.58 FRANKED, 30% CTR			1,102.00	2,508.00 CR
30/06/2023	Closing Balance				2,508.00 CR
<b>Nick Scali Limited - Ordinary Fully Paid</b>					
01/07/2022	Opening Balance				0.00
24/10/2022	NCK AUD 0.35 FRANKED, 30% CTR			840.00	840.00 CR
28/03/2023	NCK AUD 0.4 FRANKED, 30% CTR			1,360.00	2,200.00 CR
30/06/2023	Closing Balance				2,200.00 CR
<b>Pengana Capital Group Limited</b>					
01/07/2022	Opening Balance				0.00
16/03/2023	PCG AUD 0.02 FRANKED, 30% CTR, DRP SUSP			116.00	116.00 CR
30/06/2023	Closing Balance				116.00 CR
<b>Pinnacle Investment Management Group Limited</b>					
01/07/2022	Opening Balance				0.00
16/09/2022	PNI AUD 0.175 FRANKED, 30% CTR, DRP NIL DISC			393.75	393.75 CR
30/06/2023	Closing Balance				393.75 CR
<b>Platinum Asset Management Limited - Ordinary Fully Paid</b>					
01/07/2022	Opening Balance				0.00
17/03/2023	PTM AUD 0.07 FRANKED, 30% CTR, DRP SUSP			644.00	644.00 CR
30/06/2023	Closing Balance				644.00 CR

**F J Super Fund**  
**General Ledger Account Movement**  
**For the period from 1 July 2022 to 30 June 2023**

Date	Description	Quantity	Debits	Credits	Balance
<b>Income</b>					
<b>Rea Group Ltd - Ordinary Fully Paid</b>					
01/07/2022	Opening Balance				0.00
15/09/2022	REA AUD 0.89 FRANKED, 30% CTR			178.00	178.00 CR
21/03/2023	REA AUD 0.75 FRANKED, 30% CTR			150.00	328.00 CR
30/06/2023	Closing Balance				328.00 CR
<b>Resimac Group Ltd</b>					
01/07/2022	Opening Balance				0.00
24/03/2023	RMC AUD 0.04 FRANKED, 30% CTR, DRP SUSP			640.00	640.00 CR
30/06/2023	Closing Balance				640.00 CR
<b>Rio Tinto Limited</b>					
01/07/2022	Opening Balance				0.00
20/04/2023	RIO AUD 3.2649 FRANKED, 30% CTR, DRP NIL DISC			783.58	783.58 CR
30/06/2023	Closing Balance				783.58 CR
<b>Smartgroup Corporation Ltd</b>					
01/07/2022	Opening Balance				0.00
23/03/2023	SIQ AUD 0.14 SPEC, 0.29 FRANKED, 30% CTR			928.00	928.00 CR
30/06/2023	Closing Balance				928.00 CR
<b>South32 Limited</b>					
01/07/2022	Opening Balance				0.00
06/04/2023	S32 USD 0.049, 0.049 FRANKED, 30% CTR			425.43	425.43 CR
30/06/2023	Closing Balance				425.43 CR
<b>Super Retail Group Limited</b>					
01/07/2022	Opening Balance				0.00
14/04/2023	SUL AUD 0.34 FRANKED, 30% CTR, DRP NIL DISC			816.00	816.00 CR
30/06/2023	Closing Balance				816.00 CR
<b>Telstra Corporation Limited. - Ordinary Fully Paid</b>					
01/07/2022	Opening Balance				0.00
21/09/2022	TLS AUD 0.01 SPEC, 0.085 FRANKED, 30% CTR, DRP NIL I			535.50	535.50 CR
31/03/2023	TLS AUD 0.085 FRANKED, 30% CTR, DRP NIL DISC			535.50	1,071.00 CR
30/06/2023	Closing Balance				1,071.00 CR
<b>Woodside Energy Group Ltd</b>					
01/07/2022	Opening Balance				0.00
06/10/2022	WDS USD 1.09, 1.09 FRANKED, 30% CTR, DRP NIL DISC			1,351.60	1,351.60 CR
05/04/2023	WDS USD 1.44, 1.44 FRANKED, 30% CTR, DRP SUSP			1,820.47	3,172.07 CR
30/06/2023	Closing Balance				3,172.07 CR
<b>Interest - Cash At Bank</b>					
<b>CBA Direct Investment Account</b>					
01/07/2022	Opening Balance				0.00
01/10/2022	DEPOSIT INTEREST			660.67	660.67 CR
01/01/2023	DEPOSIT INTEREST			1,402.43	2,063.10 CR
01/04/2023	DEPOSIT INTEREST			460.81	2,523.91 CR
30/06/2023	Closing Balance				2,523.91 CR
<b>Other Income</b>					
<b>ATO Interest Payments</b>					
01/07/2022	Opening Balance				0.00
16/05/2023	Fund Income Tax Payment			0.51	0.51 CR
30/06/2023	Closing Balance				0.51 CR

**F J Super Fund**  
**General Ledger Account Movement**  
**For the period from 1 July 2022 to 30 June 2023**

Date	Description	Quantity	Debits	Credits	Balance
<b>Expenses</b>					
<b>Member Payments</b>					
<b>Pensions Paid - Mr Robert Finlay-Jones</b>					
<b>Pension 01.07.11</b>					
01/07/2022	Opening Balance				0.00
24/08/2022	Pension Drawdown - Gross		10,000.00		10,000.00 DR
30/11/2022	Pension Drawdown - Gross		10,000.00		20,000.00 DR
02/03/2023	Pension Drawdown - Gross		10,000.00		30,000.00 DR
18/04/2023	Pension Drawdown - Gross		10,000.00		40,000.00 DR
30/06/2023	Closing Balance				40,000.00 DR
<b>Other Expenses</b>					
<b>Accountancy Fee</b>					
01/07/2022	Opening Balance				0.00
22/05/2023	Transfer To Roach Bruce Consulting		3,190.00		3,190.00 DR
30/06/2023	Closing Balance				3,190.00 DR
<b>Actuarial Fee</b>					
01/07/2022	Opening Balance				0.00
03/05/2023	Transfer To Verus Actuaries NetBank		110.00		110.00 DR
30/06/2023	Closing Balance				110.00 DR
<b>Auditor Fee</b>					
01/07/2022	Opening Balance				0.00
11/05/2023	Transfer To Super Audits NetBank Au		385.00		385.00 DR
30/06/2023	Closing Balance				385.00 DR
<b>Bank Fees - Cash At Bank</b>					
<b>CBA Direct Investment Account</b>					
01/07/2022	Opening Balance				0.00
01/07/2022	Paper Statement Fe		2.50		2.50 DR
01/01/2023	Paper Statement Fe		2.50		5.00 DR
30/06/2023	Closing Balance				5.00 DR
<b>Fund Administration Fee</b>					
01/07/2022	Opening Balance				0.00
05/07/2022	Transfer To Weblink Systems NetBank		415.00		415.00 DR
30/06/2023	Closing Balance				415.00 DR
<b>SMSF Supervisory Levy</b>					
01/07/2022	Opening Balance				0.00
30/06/2023	SMSF Supervisory Levy		259.00		259.00 DR
30/06/2023	Closing Balance				259.00 DR
<b>Investment Losses</b>					
<b>Realised Capital Losses - Shares in Listed Companies</b>					
<b>Adairs Limited</b>					
01/07/2022	Opening Balance				0.00
17/03/2023	Sale of 7000 units of ADH @ \$2.218769		4,682.50		4,682.50 DR
30/06/2023	Closing Balance				4,682.50 DR
<b>ARB Corporation Limited.</b>					
01/07/2022	Opening Balance				0.00
27/06/2023	Sale of 600 units of ARB @ \$27.628233		3,746.36		3,746.36 DR
30/06/2023	Closing Balance				3,746.36 DR

**F J Super Fund**  
**General Ledger Account Movement**  
**For the period from 1 July 2022 to 30 June 2023**

Date	Description	Quantity	Debits	Credits	Balance
<b>Expenses</b>					
<b>AVA Risk Group Limited</b>					
01/07/2022	Opening Balance				0.00
15/09/2022	Sale of 37000 units of AVA @ \$0.235		1,334.90		1,334.90 DR
30/06/2023	Closing Balance				1,334.90 DR
<b>Baby Bunting Group Limited</b>					
01/07/2022	Opening Balance				0.00
19/09/2022	Sale of 5150 units of BBN @ \$4.045		4,263.29		4,263.29 DR
30/06/2023	Closing Balance				4,263.29 DR
<b>BHP Group Limited</b>					
01/07/2022	Opening Balance				0.00
25/07/2022	Sale of 530 units of BHP @ \$37.14266		5,162.39		5,162.39 DR
30/06/2023	Closing Balance				5,162.39 DR
<b>Elders Limited</b>					
01/07/2022	Opening Balance				0.00
13/03/2023	Sale of 2000 units of ELD @ \$9.02806		7,832.76		7,832.76 DR
30/06/2023	Closing Balance				7,832.76 DR
<b>Fortescue Metals Group Ltd</b>					
01/07/2022	Opening Balance				0.00
04/07/2022	Sale of 1300 units of FMG @ \$17.327446		2,923.74		2,923.74 DR
17/03/2023	Sale of 1300 units of FMG @ \$21.40			3,056.66	132.92 CR
30/06/2023	Closing Balance				132.92 CR
<b>Hansen Technologies Limited</b>					
01/07/2022	Opening Balance				0.00
15/09/2022	Sale of 4500 units of HSN @ \$4.710753		4,145.84		4,145.84 DR
30/06/2023	Closing Balance				4,145.84 DR
<b>Iluka Resources Limited</b>					
01/07/2022	Opening Balance				0.00
31/10/2022	Sale of 3600 units of ILU @ \$8.59			4,851.90	4,851.90 CR
30/06/2023	Closing Balance				4,851.90 CR
<b>Pengana Capital Group Limited</b>					
01/07/2022	Opening Balance				0.00
13/03/2023	Sale of 5800 units of PCG @ \$1.324162		2,635.76		2,635.76 DR
30/06/2023	Closing Balance				2,635.76 DR
<b>Pinnacle Investment Management Group Limited</b>					
01/07/2022	Opening Balance				0.00
03/10/2022	Sale of 2250 units of PNI @ \$8.230649		6,506.72		6,506.72 DR
30/06/2023	Closing Balance				6,506.72 DR
<b>Platinum Asset Management Limited - Ordinary Fully Paid</b>					
01/07/2022	Opening Balance				0.00
17/03/2023	Sale of 9200 units of PTM @ \$1.715		4,328.67		4,328.67 DR
30/06/2023	Closing Balance				4,328.67 DR
<b>Resimac Group Ltd</b>					
01/07/2022	Opening Balance				0.00
13/03/2023	Sale of 16000 units of RMC @ \$0.962434		5,764.36		5,764.36 DR
30/06/2023	Closing Balance				5,764.36 DR



**F J Super Fund**  
**General Ledger Account Movement**  
**For the period from 1 July 2022 to 30 June 2023**

<b>Date</b>	<b>Description</b>	<b>Quantity</b>	<b>Debits</b>	<b>Credits</b>	<b>Balance</b>
<b>Expenses</b>					
<b>Rio Tinto Limited</b>					
01/07/2022	Opening Balance				0.00
11/07/2022	Sale of 230 units of RIO @ \$95.85		2,691.82		2,691.82 DR
30/06/2023	Closing Balance				2,691.82 DR
<b>South32 Limited</b>					
01/07/2022	Opening Balance				0.00
27/06/2023	Sale of 5800 units of S32 @ \$3.726938		3,412.66		3,412.66 DR
30/06/2023	Closing Balance				3,412.66 DR
<b>Realised Capital Losses - Stapled Securities</b>					
<b>Charter Hall Group - Stapled Securities Us Prohibited</b>					
01/07/2022	Opening Balance				0.00
06/04/2023	Sale of 1800 units of CHC @ \$10.683089		5,908.60		5,908.60 DR
30/06/2023	Closing Balance				5,908.60 DR
<b>Income Tax</b>					
<b>Income Tax Expense</b>					
<b>Income Tax Expense</b>					
01/07/2022	Opening Balance				0.00
08/07/2022	Fund Income Tax		125.51		125.51 DR
22/07/2022	Fund Income Tax		125.51		251.02 DR
05/08/2022	Fund Income Tax		125.51		376.53 DR
05/08/2022	Fund Income Tax		133.87		510.40 DR
05/08/2022	Fund Income Tax		134.08		644.48 DR
19/08/2022	Fund Income Tax		125.51		769.99 DR
30/08/2022	Fund Income Tax		621.37		1,391.36 DR
05/09/2022	Fund Income Tax		125.51		1,516.87 DR
16/09/2022	Fund Income Tax		125.51		1,642.38 DR
16/09/2022	Fund Income Tax		150.63		1,793.01 DR
16/09/2022	Fund Income Tax		150.63		1,943.64 DR
30/09/2022	Fund Income Tax		125.51		2,069.15 DR
21/10/2022	Fund Income Tax		125.51		2,194.66 DR
01/11/2022	Fund Income Tax		125.51		2,320.17 DR
03/11/2022	Fund Income Tax		869.92		3,190.09 DR
04/11/2022	Fund Income Tax		150.86		3,340.95 DR
11/11/2022	Fund Income Tax		125.51		3,466.46 DR
18/11/2022	Fund Income Tax		150.63		3,617.09 DR
25/11/2022	Fund Income Tax		125.51		3,742.60 DR
12/12/2022	Fund Income Tax		125.51		3,868.11 DR
21/12/2022	Fund Income Tax		125.51		3,993.62 DR
04/01/2023	Fund Income Tax		125.51		4,119.13 DR
10/01/2023	Fund Income Tax		150.63		4,269.76 DR
10/01/2023	Fund Income Tax		150.63		4,420.39 DR
20/01/2023	Fund Income Tax		129.28		4,549.67 DR
02/02/2023	Fund Income Tax		652.44		5,202.11 DR
03/02/2023	Fund Income Tax		129.28		5,331.39 DR
20/02/2023	Fund Income Tax		129.28		5,460.67 DR
24/02/2023	Fund Income Tax		150.63		5,611.30 DR
24/02/2023	Fund Income Tax		150.63		5,761.93 DR
03/03/2023	Fund Income Tax		129.28		5,891.21 DR
20/03/2023	Fund Income Tax		129.28		6,020.49 DR
20/03/2023	Fund Income Tax		151.08		6,171.57 DR
03/04/2023	Fund Income Tax		129.28		6,300.85 DR
17/04/2023	Fund Income Tax		129.28		6,430.13 DR
27/04/2023	Fund Income Tax		761.18		7,191.31 DR
01/05/2023	Fund Income Tax		129.28		7,320.59 DR
12/05/2023	Fund Income Tax		129.28		7,449.87 DR
26/05/2023	Fund Income Tax		129.28		7,579.15 DR

**F J Super Fund**  
**General Ledger Account Movement**  
**For the period from 1 July 2022 to 30 June 2023**

Date	Description	Quantity	Debits	Credits	Balance
<b>Income Tax</b>					
12/06/2023	Fund Income Tax		129.28		7,708.43 DR
21/06/2023	Fund Income Tax		452.34		8,160.77 DR
26/06/2023	Fund Income Tax		129.28		8,290.05 DR
30/06/2023	Fund Income Tax		4,068.30		12,358.35 DR
30/06/2023	<b>Closing Balance</b>				<b>12,358.35 DR</b>
<b>Excessive Foreign Tax Credit Writeoff Expense</b>					
01/07/2022	<b>Opening Balance</b>				<b>0.00</b>
30/06/2023	Excessive foreign tax credit written off		0.02		0.02 DR
30/06/2023	<b>Closing Balance</b>				<b>0.02 DR</b>
<b>Imputation Credits - Shares in Listed Companies</b>					
<b>Ampol Limited</b>					
01/07/2022	<b>Opening Balance</b>				<b>0.00</b>
30/03/2023	ALD AUD 0.5 SPEC, 1.55 FRANKED, 30% CTR			431.79	431.79 CR
30/06/2023	<b>Closing Balance</b>				<b>431.79 CR</b>
<b>ARB Corporation Limited.</b>					
01/07/2022	<b>Opening Balance</b>				<b>0.00</b>
21/04/2023	ARB AUD 0.32 FRANKED, 30% CTR, DRP 2% DISC, BSP			82.29	82.29 CR
30/06/2023	<b>Closing Balance</b>				<b>82.29 CR</b>
<b>Baby Bunting Group Limited</b>					
01/07/2022	<b>Opening Balance</b>				<b>0.00</b>
09/09/2022	BBN AUD 0.09 FRANKED, 30% CTR			198.64	198.64 CR
30/06/2023	<b>Closing Balance</b>				<b>198.64 CR</b>
<b>Beacon Lighting Group Limited</b>					
01/07/2022	<b>Opening Balance</b>				<b>0.00</b>
20/09/2022	BLX AUD 0.05 FRANKED, 30% CTR, DRP SUSP			231.43	231.43 CR
17/03/2023	BLX AUD 0.043 FRANKED, 30% CTR, DRP 5% DISC			199.03	430.46 CR
30/06/2023	<b>Closing Balance</b>				<b>430.46 CR</b>
<b>BHP Group Limited</b>					
01/07/2022	<b>Opening Balance</b>				<b>0.00</b>
30/03/2023	BHP USD 0.9, 0.9 FRANKED, 30% CTR, DRP NIL DISC			338.96	338.96 CR
30/06/2023	<b>Closing Balance</b>				<b>338.96 CR</b>
<b>Breville Group Limited - Ordinary Fully Paid</b>					
01/07/2022	<b>Opening Balance</b>				<b>0.00</b>
27/03/2023	BRG AUD 0.15 FRANKED, 30% CTR, DRP SUSP			57.86	57.86 CR
30/06/2023	<b>Closing Balance</b>				<b>57.86 CR</b>
<b>Codan Limited</b>					
01/07/2022	<b>Opening Balance</b>				<b>0.00</b>
07/09/2022	CDA AUD 0.15 FRANKED, 30% CTR			186.43	186.43 CR
10/03/2023	CDA AUD 0.09 FRANKED, 30% CTR			111.86	298.29 CR
30/06/2023	<b>Closing Balance</b>				<b>298.29 CR</b>
<b>Coles Group Limited.</b>					
01/07/2022	<b>Opening Balance</b>				<b>0.00</b>
28/09/2022	COL AUD 0.3 FRANKED, 30% CTR, DRP NIL DISC			154.29	154.29 CR
30/03/2023	COL AUD 0.36 FRANKED, 30% CTR, DRP NIL DISC			185.14	339.43 CR
30/06/2023	<b>Closing Balance</b>				<b>339.43 CR</b>
<b>Csl Limited - Ordinary Fully Paid</b>					
01/07/2022	<b>Opening Balance</b>				<b>0.00</b>
05/10/2022	CSL USD 1.18, 0.118 FRANKED, 30% CTR, 1.062 CFI, DRP :			7.53	7.53 CR
30/06/2023	<b>Closing Balance</b>				<b>7.53 CR</b>

**F J Super Fund**  
**General Ledger Account Movement**  
**For the period from 1 July 2022 to 30 June 2023**

Date	Description	Quantity	Debits	Credits	Balance
<b>Income Tax</b>					
<b>Cti Logistics Limited</b>					
01/07/2022	Opening Balance				0.00
06/04/2023	CLX AUD 0.05 FRANKED, 30% CTR, DRP 2.5% DISC, BSP			96.43	96.43 CR
30/06/2023	Closing Balance				96.43 CR
<b>Data#3 Limited</b>					
01/07/2022	Opening Balance				0.00
30/09/2022	DTL AUD 0.1065 FRANKED, 30% CTR			205.39	205.39 CR
31/03/2023	DTL AUD 0.1 FRANKED, 30% CTR			192.86	398.25 CR
30/06/2023	Closing Balance				398.25 CR
<b>Elders Limited</b>					
01/07/2022	Opening Balance				0.00
16/12/2022	ELD AUD 0.084 FRANKED, 30% CTR, NIL CFI, DRP NIL DIS			72.00	72.00 CR
30/06/2023	Closing Balance				72.00 CR
<b>Fortescue Metals Group Ltd</b>					
01/07/2022	Opening Balance				0.00
29/03/2023	FMG AUD 0.75 FRANKED, 30% CTR, DRP NIL DISC			417.86	417.86 CR
30/06/2023	Closing Balance				417.86 CR
<b>Hansen Technologies Limited</b>					
01/07/2022	Opening Balance				0.00
21/09/2022	HSN AUD 0.015 FRANKED, 30% CTR, 0.035 CFI, DRP NIL D			28.93	28.93 CR
30/06/2023	Closing Balance				28.93 CR
<b>Iluka Resources Limited</b>					
01/07/2022	Opening Balance				0.00
30/09/2022	ILU AUD 0.25 FRANKED, 30% CTR, DRP NIL DISC			385.71	385.71 CR
30/06/2023	Closing Balance				385.71 CR
<b>Lycopodium Limited</b>					
01/07/2022	Opening Balance				0.00
07/10/2022	LYL AUD 0.36 FRANKED, 30% CTR			740.57	740.57 CR
06/04/2023	LYL AUD 0.36 FRANKED, 30% CTR			740.57	1,481.14 CR
30/06/2023	Closing Balance				1,481.14 CR
<b>McMillan Shakespeare Limited - Ordinary Fully Paid</b>					
01/07/2022	Opening Balance				0.00
10/11/2022	MMS AUD 0.74 FRANKED, 30% CTR			602.57	602.57 CR
24/03/2023	MMS AUD 0.58 FRANKED, 30% CTR			472.29	1,074.86 CR
30/06/2023	Closing Balance				1,074.86 CR
<b>Nick Scali Limited - Ordinary Fully Paid</b>					
01/07/2022	Opening Balance				0.00
24/10/2022	NCK AUD 0.35 FRANKED, 30% CTR			360.00	360.00 CR
28/03/2023	NCK AUD 0.4 FRANKED, 30% CTR			582.86	942.86 CR
30/06/2023	Closing Balance				942.86 CR
<b>Pengana Capital Group Limited</b>					
01/07/2022	Opening Balance				0.00
16/03/2023	PCG AUD 0.02 FRANKED, 30% CTR, DRP SUSP			49.71	49.71 CR
30/06/2023	Closing Balance				49.71 CR
<b>Pinnacle Investment Management Group Limited</b>					
01/07/2022	Opening Balance				0.00
16/09/2022	PNI AUD 0.175 FRANKED, 30% CTR, DRP NIL DISC			168.75	168.75 CR
30/06/2023	Closing Balance				168.75 CR

**F J Super Fund**  
**General Ledger Account Movement**  
**For the period from 1 July 2022 to 30 June 2023**

Date	Description	Quantity	Debits	Credits	Balance
<b>Income Tax</b>					
<b>Platinum Asset Management Limited - Ordinary Fully Paid</b>					
01/07/2022	Opening Balance				0.00
17/03/2023	PTM AUD 0.07 FRANKED, 30% CTR, DRP SUSP			276.00	276.00 CR
30/06/2023	Closing Balance				276.00 CR
<b>Rea Group Ltd - Ordinary Fully Paid</b>					
01/07/2022	Opening Balance				0.00
15/09/2022	REA AUD 0.89 FRANKED, 30% CTR			76.29	76.29 CR
21/03/2023	REA AUD 0.75 FRANKED, 30% CTR			64.29	140.58 CR
30/06/2023	Closing Balance				140.58 CR
<b>Resimac Group Ltd</b>					
01/07/2022	Opening Balance				0.00
24/03/2023	RMC AUD 0.04 FRANKED, 30% CTR, DRP SUSP			274.29	274.29 CR
30/06/2023	Closing Balance				274.29 CR
<b>Rio Tinto Limited</b>					
01/07/2022	Opening Balance				0.00
20/04/2023	RIO AUD 3.2649 FRANKED, 30% CTR, DRP NIL DISC			335.82	335.82 CR
30/06/2023	Closing Balance				335.82 CR
<b>Smartgroup Corporation Ltd</b>					
01/07/2022	Opening Balance				0.00
23/03/2023	SIQ AUD 0.14 SPEC, 0.29 FRANKED, 30% CTR			397.71	397.71 CR
30/06/2023	Closing Balance				397.71 CR
<b>South32 Limited</b>					
01/07/2022	Opening Balance				0.00
06/04/2023	S32 USD 0.049, 0.049 FRANKED, 30% CTR			182.33	182.33 CR
30/06/2023	Closing Balance				182.33 CR
<b>Super Retail Group Limited</b>					
01/07/2022	Opening Balance				0.00
14/04/2023	SUL AUD 0.34 FRANKED, 30% CTR, DRP NIL DISC			349.71	349.71 CR
30/06/2023	Closing Balance				349.71 CR
<b>Telstra Corporation Limited. - Ordinary Fully Paid</b>					
01/07/2022	Opening Balance				0.00
21/09/2022	TLS AUD 0.01 SPEC, 0.085 FRANKED, 30% CTR, DRP NIL DISC			229.50	229.50 CR
31/03/2023	TLS AUD 0.085 FRANKED, 30% CTR, DRP NIL DISC			229.50	459.00 CR
30/06/2023	Closing Balance				459.00 CR
<b>Woodside Energy Group Ltd</b>					
01/07/2022	Opening Balance				0.00
06/10/2022	WDS USD 1.09, 1.09 FRANKED, 30% CTR, DRP NIL DISC			579.26	579.26 CR
05/04/2023	WDS USD 1.44, 1.44 FRANKED, 30% CTR, DRP SUSP			780.20	1,359.46 CR
30/06/2023	Closing Balance				1,359.46 CR
<b>Imputation Credits - Stapled Securities</b>					
<b>Charter Hall Group - Stapled Securities Us Prohibited</b>					
01/07/2022	Opening Balance				0.00
29/12/2022	Distribution - Tax Statement			72.36	72.36 CR
30/06/2023	Closing Balance				72.36 CR
<b>Goodman Group - Fully Paid Ordinary/Units Stapled Securities</b>					
01/07/2022	Opening Balance				0.00
30/06/2023	Distribution - Tax Statement			1.03	1.03 CR
30/06/2023	Closing Balance				1.03 CR

**F J Super Fund**  
**General Ledger Account Movement**  
**For the period from 1 July 2022 to 30 June 2023**

Date	Description	Quantity	Debits	Credits	Balance
<b>Assets</b>					
<b>Investments - Adairs Limited</b>					
01/07/2022	Opening Balance	0.00000			0.00
16/01/2023	Purchase of 7000 of ADH @ \$2.87914	7,000.00000	20,183.93		20,183.93 DR
17/03/2023	Sale of 7000 units of ADH @ \$2.218769	-7,000.00000		20,183.93	0.00 CR
30/06/2023	Closing Balance	0.00000			0.00
<b>Investments - Als Limited</b>					
01/07/2022	Opening Balance	0.00000			0.00
21/11/2022	Purchase of 2000 of ALQ @ \$12.130275	2,000.00000	24,290.50		24,290.50 DR
30/06/2023	Market Value Adjustment			1,970.50	22,320.00 DR
30/06/2023	Closing Balance	2,000.00000			22,320.00 DR
<b>Investments - Ampol Limited</b>					
01/07/2022	Opening Balance	0.00000			0.00
13/02/2023	Purchase of 650 of ALD @ \$31.243077	650.00000	20,337.95		20,337.95 DR
30/06/2023	Market Value Adjustment			876.95	19,461.00 DR
30/06/2023	Closing Balance	650.00000			19,461.00 DR
<b>Investments - ARB Corporation Limited.</b>					
01/07/2022	Opening Balance	0.00000			0.00
06/02/2023	Purchase of 600 of ARB @ \$33.772333	600.00000	20,293.35		20,293.35 DR
27/06/2023	Sale of 600 units of ARB @ \$27.628233	-600.00000		20,293.35	0.00 CR
30/06/2023	Closing Balance	0.00000			0.00
<b>Investments - AVA Risk Group Limited</b>					
01/07/2022	Opening Balance	0.00000			0.00
25/07/2022	Purchase of 37000 of AVA @ \$0.27	37,000.00000	10,009.95		10,009.95 DR
15/09/2022	Sale of 37000 units of AVA @ \$0.235	-37,000.00000		10,009.95	0.00 CR
30/06/2023	Closing Balance	0.00000			0.00
<b>Investments - Baby Bunting Group Limited</b>					
01/07/2022	Opening Balance	0.00000			0.00
08/08/2022	Purchase of 5150 of BBN @ \$4.861175	5,150.00000	25,065.09		25,065.09 DR
19/09/2022	Sale of 5150 units of BBN @ \$4.045	-5,150.00000		25,065.09	0.00 CR
30/06/2023	Closing Balance	0.00000			0.00
<b>Investments - Beacon Lighting Group Limited</b>					
01/07/2022	Opening Balance	0.00000			0.00
22/08/2022	Purchase of 10800 of BLX @ \$2.351706	10,800.00000	25,428.90		25,428.90 DR
30/06/2023	Market Value Adjustment			7,716.90	17,712.00 DR
30/06/2023	Closing Balance	10,800.00000			17,712.00 DR
<b>Investments - Beacon Minerals Limited</b>					
01/07/2022	Opening Balance	0.00000			0.00
16/01/2023	Purchase of 700000 of BCN @ \$0.029737	700,000.00000	20,845.82		20,845.82 DR
30/06/2023	Market Value Adjustment			545.82	20,300.00 DR
30/06/2023	Closing Balance	700,000.00000			20,300.00 DR
<b>Investments - BHP Group Limited</b>					
01/07/2022	Opening Balance	530.00000			21,862.50 DR
25/07/2022	Sale of 530 units of BHP @ \$37.14266	-530.00000		24,818.05	2,955.55 CR
21/11/2022	Purchase of 580 of BHP @ \$43.27669	580.00000	25,130.60		22,175.05 DR
30/06/2023	Market Value Adjustment		3,919.15		26,094.20 DR
30/06/2023	Closing Balance	580.00000			26,094.20 DR

**F J Super Fund**  
**General Ledger Account Movement**  
**For the period from 1 July 2022 to 30 June 2023**

Date	Description	Quantity	Debits	Credits	Balance
<b>Assets</b>					
<b>Investments - Breville Group Limited - Ordinary Fully Paid</b>					
01/07/2022	Opening Balance	0.00000			0.00
30/01/2023	Purchase of 900 of BRG @ \$22.647722	900.00000	20,412.90		20,412.90 DR
30/06/2023	Market Value Adjustment			2,466.90	17,946.00 DR
30/06/2023	Closing Balance	900.00000			17,946.00 DR
<b>Investments - Codan Limited</b>					
01/07/2022	Opening Balance	0.00000			0.00
15/08/2022	Purchase of 2900 of CDA @ \$8.749841	2,900.00000	25,404.99		25,404.99 DR
30/06/2023	Market Value Adjustment			2,117.99	23,287.00 DR
30/06/2023	Closing Balance	2,900.00000			23,287.00 DR
<b>Investments - Coles Group Limited.</b>					
01/07/2022	Opening Balance	1,200.00000			21,372.00 DR
30/06/2023	Market Value Adjustment		732.00		22,104.00 DR
30/06/2023	Closing Balance	1,200.00000			22,104.00 DR
<b>Investments - Csl Limited - Ordinary Fully Paid</b>					
01/07/2022	Opening Balance	100.00000			26,906.00 DR
30/06/2023	Market Value Adjustment		832.00		27,738.00 DR
30/06/2023	Closing Balance	100.00000			27,738.00 DR
<b>Investments - Cti Logistics Limited</b>					
01/07/2022	Opening Balance	0.00000			0.00
24/01/2023	Purchase of 4500 of CLX @ \$1.915	4,500.00000	8,637.45		8,637.45 DR
30/06/2023	Market Value Adjustment			1,437.45	7,200.00 DR
30/06/2023	Closing Balance	4,500.00000			7,200.00 DR
<b>Investments - Data#3 Limited</b>					
01/07/2022	Opening Balance	0.00000			0.00
25/07/2022	Purchase of 4500 of DTL @ \$5.924787	4,500.00000	26,693.54		26,693.54 DR
30/06/2023	Market Value Adjustment		5,706.46		32,400.00 DR
30/06/2023	Closing Balance	4,500.00000			32,400.00 DR
<b>Investments - Eden Energy Limited</b>					
01/07/2022	Opening Balance	318,000.00000			3,498.00 DR
30/06/2023	Market Value Adjustment			2,385.00	1,113.00 DR
30/06/2023	Closing Balance	318,000.00000			1,113.00 DR
<b>Investments - Elders Limited</b>					
01/07/2022	Opening Balance	0.00000			0.00
31/10/2022	Purchase of 2000 of ELD @ \$12.913965	2,000.00000	25,858.93		25,858.93 DR
13/03/2023	Sale of 2000 units of ELD @ \$9.02806	-2,000.00000		25,858.93	0.00 CR
30/06/2023	Closing Balance	0.00000			0.00
<b>Investments - Fortescue Metals Group Ltd</b>					
01/07/2022	Opening Balance	1,300.00000			22,789.00 DR
04/07/2022	Sale of 1300 units of FMG @ \$17.327446	-1,300.00000		25,419.47	2,630.47 CR
28/11/2022	Purchase of 1300 of FMG @ \$19.00	1,300.00000	24,729.95		22,099.48 DR
17/03/2023	Sale of 1300 units of FMG @ \$21.40	-1,300.00000		24,729.95	2,630.47 CR
30/06/2023	Market Value Adjustment		2,630.47		0.00 CR
30/06/2023	Closing Balance				0.00

**F J Super Fund**  
**General Ledger Account Movement**  
**For the period from 1 July 2022 to 30 June 2023**

Date	Description	Quantity	Debits	Credits	Balance
<b>Assets</b>					
<b>Investments - Gr Engineering Services Limited</b>					
01/07/2022	Opening Balance	0.00000			0.00
27/06/2023	Purchase of 10000 of GNG @ \$2.0579	10,000.00000	20,608.95		20,608.95 DR
30/06/2023	Market Value Adjustment		791.05		21,400.00 DR
30/06/2023	Closing Balance	10,000.00000			21,400.00 DR
<b>Investments - Hansen Technologies Limited</b>					
01/07/2022	Opening Balance	4,500.00000			23,400.00 DR
15/09/2022	Sale of 4500 units of HSN @ \$4.710753	-4,500.00000		25,314.28	1,914.28 CR
30/06/2023	Market Value Adjustment		1,914.28		0.00 CR
30/06/2023	Closing Balance				0.00
<b>Investments - Iluka Resources Limited</b>					
01/07/2022	Opening Balance	2,100.00000			19,824.00 DR
04/08/2022	1:1 DIST OF ORD SHS IN SIERRA RUTILE HOLDINGS (SR)			376.23	19,447.77 DR
29/08/2022	Purchase of 1500 of ILU @ \$10.38	1,500.00000	15,599.95		35,047.72 DR
31/10/2022	Sale of 3600 units of ILU @ \$8.59	-3,600.00000		26,035.00	9,012.72 DR
30/06/2023	Market Value Adjustment			9,012.72	0.00 CR
30/06/2023	Closing Balance				0.00
<b>Investments - Lycopodium Limited</b>					
01/07/2022	Opening Balance	4,800.00000			27,360.00 DR
30/06/2023	Market Value Adjustment		23,424.00		50,784.00 DR
30/06/2023	Closing Balance	4,800.00000			50,784.00 DR
<b>Investments - Macquarie Group Limited</b>					
01/07/2022	Opening Balance	0.00000			0.00
28/11/2022	Purchase of 140 of MQG @ \$177.679714	140.00000	24,905.11		24,905.11 DR
30/06/2023	Market Value Adjustment			38.31	24,866.80 DR
30/06/2023	Closing Balance	140.00000			24,866.80 DR
<b>Investments - McMillan Shakespeare Limited - Ordinary Fully Paid</b>					
01/07/2022	Opening Balance	0.00000			0.00
15/08/2022	Purchase of 1900 of MMS @ \$13.251589	1,900.00000	25,208.24		25,208.24 DR
30/06/2023	Market Value Adjustment		9,105.76		34,314.00 DR
30/06/2023	Closing Balance	1,900.00000			34,314.00 DR
<b>Investments - Nick Scali Limited - Ordinary Fully Paid</b>					
01/07/2022	Opening Balance	0.00000			0.00
07/09/2022	Purchase of 2400 of NCK @ \$10.355	2,400.00000	24,881.95		24,881.95 DR
06/02/2023	Purchase of 1000 of NCK @ \$11.11895	1,000.00000	11,148.90		36,030.85 DR
30/06/2023	Market Value Adjustment			5,056.85	30,974.00 DR
30/06/2023	Closing Balance	3,400.00000			30,974.00 DR
<b>Investments - Pengana Capital Group Limited</b>					
01/07/2022	Opening Balance	0.00000			0.00
06/02/2023	Purchase of 5402 of PCG @ \$1.77	5,402.00000	9,581.49		9,581.49 DR
07/02/2023	Purchase of 398 of PCG @ \$1.77	398.00000	714.46		10,295.95 DR
13/03/2023	Sale of 5800 units of PCG @ \$1.324162	-5,800.00000		10,295.95	0.00 CR
30/06/2023	Closing Balance	0.00000			0.00

**F J Super Fund**  
**General Ledger Account Movement**  
**For the period from 1 July 2022 to 30 June 2023**

Date	Description	Quantity	Debits	Credits	Balance
<b>Assets</b>					
<b>Investments - Pinnacle Investment Management Group Limited</b>					
01/07/2022	Opening Balance	0.00000			0.00
15/08/2022	Purchase of 2250 of PNI @ \$11.095902	2,250.00000	24,995.73		24,995.73 DR
03/10/2022	Sale of 2250 units of PNI @ \$8.230649	-2,250.00000		24,995.73	0.00 CR
30/06/2023	Closing Balance	0.00000			0.00
<b>Investments - Platinum Asset Management Limited - Ordinary Fully Paid</b>					
01/07/2022	Opening Balance	0.00000			0.00
16/01/2023	Purchase of 9200 of PTM @ \$2.178997	9,200.00000	20,076.72		20,076.72 DR
17/03/2023	Sale of 9200 units of PTM @ \$1.715	-9,200.00000		20,076.72	0.00 CR
30/06/2023	Closing Balance	0.00000			0.00
<b>Investments - Rea Group Ltd - Ordinary Fully Paid</b>					
01/07/2022	Opening Balance	0.00000			0.00
22/08/2022	Purchase of 200 of REA @ \$127.555	200.00000	25,541.61		25,541.61 DR
30/06/2023	Market Value Adjustment		3,064.39		28,606.00 DR
30/06/2023	Closing Balance	200.00000			28,606.00 DR
<b>Investments - Resimac Group Ltd</b>					
01/07/2022	Opening Balance	0.00000			0.00
23/01/2023	Purchase of 16000 of RMC @ \$1.318962	16,000.00000	21,133.35		21,133.35 DR
13/03/2023	Sale of 16000 units of RMC @ \$0.962434	-16,000.00000		21,133.35	0.00 CR
30/06/2023	Closing Balance	0.00000			0.00
<b>Investments - Rio Tinto Limited</b>					
01/07/2022	Opening Balance	230.00000			23,621.00 DR
11/07/2022	Sale of 230 units of RIO @ \$95.85	-230.00000		24,707.37	1,086.37 CR
28/11/2022	Purchase of 240 of RIO @ \$104.080917	240.00000	25,009.37		23,923.00 DR
30/06/2023	Market Value Adjustment		3,602.60		27,525.60 DR
30/06/2023	Closing Balance	240.00000			27,525.60 DR
<b>Investments - Sierra Rutile Holdings Limited - Ordinary Fully Paid Deferred Settlement</b>					
01/07/2022	Opening Balance	0.00000			0.00
04/08/2022	1:1 DIST OF ORD SHS IN SIERRA RUTILE HOLDINGS (SR)	2,100.00000	376.23		376.23 DR
30/06/2023	Market Value Adjustment		148.77		525.00 DR
30/06/2023	Closing Balance	2,100.00000			525.00 DR
<b>Investments - Smartgroup Corporation Ltd</b>					
01/07/2022	Opening Balance	0.00000			0.00
27/02/2023	Purchase of 3200 of SIQ @ \$6.31	3,200.00000	20,221.95		20,221.95 DR
30/06/2023	Market Value Adjustment		5,122.05		25,344.00 DR
30/06/2023	Closing Balance	3,200.00000			25,344.00 DR
<b>Investments - South32 Limited</b>					
01/07/2022	Opening Balance	0.00000			0.00
05/12/2022	Purchase of 5800 of S32 @ \$4.305	5,800.00000	24,998.95		24,998.95 DR
27/06/2023	Sale of 5800 units of S32 @ \$3.726938	-5,800.00000		24,998.95	0.00 CR
30/06/2023	Closing Balance	0.00000			0.00
<b>Investments - Super Retail Group Limited</b>					
01/07/2022	Opening Balance	0.00000			0.00
15/11/2022	Purchase of 2400 of SUL @ \$10.569662	2,400.00000	25,397.63		25,397.63 DR
30/06/2023	Market Value Adjustment		2,034.37		27,432.00 DR
30/06/2023	Closing Balance	2,400.00000			27,432.00 DR



**F J Super Fund**  
**General Ledger Account Movement**  
**For the period from 1 July 2022 to 30 June 2023**

Date	Description	Quantity	Debits	Credits	Balance
<b>Assets</b>					
<b>Investments - Telstra Corporation Limited. - Ordinary Fully Paid</b>					
01/07/2022	Opening Balance	6,300.00000			24,255.00 DR
31/10/2022	TLS Takeover/Merger	-6,300.00000		20,252.95	4,002.05 DR
01/11/2022	TLSDA to TLS	6,300.00000	20,252.95		24,255.00 DR
30/06/2023	Market Value Adjustment		2,835.00		27,090.00 DR
30/06/2023	Closing Balance	6,300.00000			27,090.00 DR
<b>Investments - Telstra Group Limited - Ordinary Fully Paid Deferred Settlement</b>					
01/07/2022	Opening Balance	0.00000			0.00
31/10/2022	TLS Takeover/Merger	6,300.00000	20,252.95		20,252.95 DR
01/11/2022	TLSDA to TLS	-6,300.00000		20,252.95	0.00 CR
30/06/2023	Closing Balance	0.00000			0.00
<b>Investments - Woodside Energy Group Ltd</b>					
01/07/2022	Opening Balance	845.00000			26,904.80 DR
30/06/2023	Market Value Adjustment		2,197.00		29,101.80 DR
30/06/2023	Closing Balance	845.00000			29,101.80 DR
<b>Investments - EDE_R</b>					
01/07/2022	Opening Balance	0.00000			0.00
22/12/2022	EDE_R to EDE; 1:10 NON-RENOUCE ISSUE OF ORD SHA 4,000.00000				0.00 CR
22/12/2022	EDE_R to EDE; 1:10 NON-RENOUCE ISSUE OF ORD SHA 800.00000				0.00 CR
22/12/2022	EDE_R to EDE; 1:10 NON-RENOUCE ISSUE OF ORD SHA 27,000.00000				0.00 CR
27/01/2023	EDE_R to EDE; 1:10 NON-RENOUCE ISSUE OF ORD SHA 1,800.00000				0.00 CR
30/06/2023	Closing Balance	0.00000			0.00
<b>Investments - Charter Hall Group - Stapled Securities Us Prohibited</b>					
01/07/2022	Opening Balance	0.00000			0.00
21/11/2022	Purchase of 1800 of CHC @ \$13.932283	1,800.00000	25,108.21		25,108.21 DR
06/04/2023	Sale of 1800 units of CHC @ \$10.683089	-1,800.00000		25,108.21	0.00 CR
30/06/2023	Closing Balance	0.00000			0.00
<b>Investments - Goodman Group - Fully Paid Ordinary/Units Stapled Securities</b>					
01/07/2022	Opening Balance	0.00000			0.00
30/01/2023	Purchase of 1000 of GMG @ \$20.11541	1,000.00000	20,145.36		20,145.36 DR
30/06/2023	Market Value Adjustment			75.36	20,070.00 DR
30/06/2023	Closing Balance	1,000.00000			20,070.00 DR
<b>Investments - Stockland - Fully Paid Ordinary/Units Stapled Securities</b>					
01/07/2022	Opening Balance	0.00000			0.00
05/12/2022	Purchase of 6400 of SGP @ \$3.899184	6,400.00000	24,984.73		24,984.73 DR
30/06/2023	Market Value Adjustment		807.27		25,792.00 DR
30/06/2023	Closing Balance	6,400.00000			25,792.00 DR
<b>Cash At Bank - CBA Direct Investment Account</b>					
01/07/2022	Opening Balance				578,483.60 DR
01/07/2022	Paper Statement Fe			2.50	578,481.10 DR
05/07/2022	Transfer To Weblink Systems NetBank			415.00	578,066.10 DR
06/07/2022	COMMSEC COMMONWEALTH SEC		22,495.73		600,561.83 DR
08/07/2022	QUICKSPR3246739368 QUICKSUPER		836.76		601,398.59 DR
13/07/2022	COMMSEC COMMONWEALTH SEC		22,015.55		623,414.14 DR
22/07/2022	QUICKSPR3257786638 QUICKSUPER		836.76		624,250.90 DR
27/07/2022	COMMSEC COMMSEC SECURITI			17,047.83	607,203.07 DR
05/08/2022	PC010822-195002108 SuperChoice P-L		893.86		608,096.93 DR
05/08/2022	PC010822-195002140 SuperChoice P-L		892.46		608,989.39 DR
05/08/2022	QUICKSPR3268785389 QUICKSUPER		836.76		609,826.15 DR
10/08/2022	COMMSEC COMMSEC SECURITI			25,065.09	584,761.06 DR
17/08/2022	COMMSEC COMMSEC SECURITI			75,608.96	509,152.10 DR

**F J Super Fund**  
**General Ledger Account Movement**  
**For the period from 1 July 2022 to 30 June 2023**

Date	Description	Quantity	Debits	Credits	Balance
<b>Assets</b>					
<b>Cash At Bank - CBA Direct Investment Account</b>					
19/08/2022	QUICKSPR3279145310 QUICKSUPER		836.76		509,988.86 DR
24/08/2022	COMMSEC COMMSEC SECURITI			50,970.51	459,018.35 DR
24/08/2022	Transfer to xx6393			10,000.00	449,018.35 DR
30/08/2022	ATO005000016873285 ATO		4,142.46		453,160.81 DR
31/08/2022	COMMSEC COMMSEC SECURITI			15,599.95	437,560.86 DR
05/09/2022	QUICKSPR3291114879 QUICKSUPER		836.76		438,397.62 DR
07/09/2022	22SEP-00802496 CODAN DIVIDEND		435.00		438,832.62 DR
09/09/2022	COMMSEC COMMSEC SECURITI			24,881.95	413,950.67 DR
09/09/2022	SEP22-00801868 BABY BUNTING GRP		463.50		414,414.17 DR
15/09/2022	001282424603 REA DIV		178.00		414,592.17 DR
16/09/2022	PC120922-150219844 SuperChoice P-L		1,004.23		415,596.40 DR
16/09/2022	PC120922-150219866 SuperChoice P-L		1,004.23		416,600.63 DR
16/09/2022	QUICKSPR3300639343 QUICKSUPER		836.76		417,437.39 DR
16/09/2022	SEP22-00801172 PINNACLE INVEST		393.75		417,831.14 DR
19/09/2022	COMMSEC COMMONWEALTH SEC		29,843.49		447,674.63 DR
20/09/2022	SEP22-00800397 BLX DIVIDEND		540.00		448,214.63 DR
21/09/2022	001282325094 TLS FNL DIV		535.50		448,750.13 DR
21/09/2022	001284739747 HSN FNL DIV		225.00		448,975.13 DR
21/09/2022	COMMSEC COMMONWEALTH SEC		20,801.80		469,776.93 DR
28/09/2022	FIN22-01047611 COLES GROUP LTD		360.00		470,136.93 DR
30/09/2022	001284782178 DATA#3 FNL DIV		479.25		470,616.18 DR
30/09/2022	QUICKSPR3310770923 QUICKSUPER		836.76		471,452.94 DR
30/09/2022	SEP22-00806881 ILUKA RESOURCES		900.00		472,352.94 DR
01/10/2022	DEPOSIT INTEREST		660.67		473,013.61 DR
02/10/2022	NETBANK BPAY TAX OFFICE PAYMENTS			578.00	472,435.61 DR
05/10/2022	AUF22-00948882 CSL LTD DIVIDEND		175.83		472,611.44 DR
05/10/2022	COMMSEC COMMONWEALTH SEC		18,489.01		491,100.45 DR
06/10/2022	INT22-00728821 WOODSIDE		1,351.60		492,452.05 DR
07/10/2022	AUF22-00800517 LYCOPODIUM LTD		1,728.00		494,180.05 DR
21/10/2022	QUICKSPR3327755583 QUICKSUPER		836.76		495,016.81 DR
24/10/2022	001284933896 NCK FNL DIV		840.00		495,856.81 DR
01/11/2022	QUICKSPR3335915305 QUICKSUPER		836.76		496,693.57 DR
02/11/2022	COMMSEC COMMONWEALTH SEC		5,027.97		501,721.54 DR
03/11/2022	ATO005000017236507 ATO		5,799.44		507,520.98 DR
04/11/2022	PC311022-171347471 SuperChoice P-L		1,005.70		508,526.68 DR
10/11/2022	NOV22-00801200 MMS PAYMENT		1,406.00		509,932.68 DR
11/11/2022	QUICKSPR3343972471 QUICKSUPER		836.76		510,769.44 DR
17/11/2022	COMMSEC COMMSEC SECURITI			25,397.63	485,371.81 DR
18/11/2022	PC141122-108165637 SuperChoice P-L		1,004.23		486,376.04 DR
23/11/2022	COMMSEC COMMSEC SECURITI			74,529.31	411,846.73 DR
25/11/2022	QUICKSPR3354348842 QUICKSUPER		836.76		412,683.49 DR
30/11/2022	COMMSEC COMMSEC SECURITI			74,644.43	338,039.06 DR
30/11/2022	RFJ pension Transfer to xx6393			10,000.00	328,039.06 DR
07/12/2022	COMMSEC COMMSEC SECURITI			49,983.68	278,055.38 DR
12/12/2022	QUICKSPR3366187832 QUICKSUPER		836.76		278,892.14 DR
16/12/2022	S00014699295 ALS LIMITED		406.00		279,298.14 DR
16/12/2022	S00014699295 ELDERS LIMITED		376.00		279,674.14 DR
21/12/2022	QUICKSPR3372973006 QUICKSUPER		836.76		280,510.90 DR
01/01/2023	DEPOSIT INTEREST		1,402.43		281,913.33 DR
01/01/2023	Paper Statement Fe			2.50	281,910.83 DR
04/01/2023	QUICKSPR3380902080 QUICKSUPER		836.76		282,747.59 DR
10/01/2023	PC040123-194641203 SuperChoice P-L		1,004.23		283,751.82 DR
10/01/2023	PC040123-194641229 SuperChoice P-L		1,004.23		284,756.05 DR
18/01/2023	COMMSEC COMMSEC SECURITI			61,106.47	223,649.58 DR
20/01/2023	QUICKSPR3392528949 QUICKSUPER		861.86		224,511.44 DR
25/01/2023	COMMSEC COMMSEC SECURITI			21,133.35	203,378.09 DR
27/01/2023	COMMSEC COMMSEC SECURITI			8,637.45	194,740.64 DR

**F J Super Fund**  
**General Ledger Account Movement**  
**For the period from 1 July 2022 to 30 June 2023**

Date	Description	Quantity	Debits	Credits	Balance
<b>Assets</b>					
<b>Cash At Bank - CBA Direct Investment Account</b>					
01/02/2023	COMMSEC COMMSEC SECURITI			40,558.26	154,182.38 DR
02/02/2023	ATO008000017694963 ATO		4,349.58		158,531.96 DR
03/02/2023	QUICKSPR3402399792 QUICKSUPER		861.86		159,393.82 DR
07/02/2023	NETBANK BPAY TAX OFFICE PAYMENTS			578.00	158,815.82 DR
08/02/2023	COMMSEC COMMSEC SECURITI			41,023.74	117,792.08 DR
09/02/2023	COMMSEC COMMSEC SECURITI			714.46	117,077.62 DR
15/02/2023	COMMSEC COMMSEC SECURITI			20,337.95	96,739.67 DR
20/02/2023	QUICKSPR3414069750 QUICKSUPER		861.86		97,601.53 DR
24/02/2023	PC200223-115860911 SuperChoice P-L		1,004.23		98,605.76 DR
24/02/2023	PC200223-115860936 SuperChoice P-L		1,004.23		99,609.99 DR
28/02/2023	001289724648 CHC DST		279.12		99,889.11 DR
28/02/2023	FEB23-00821379 STOCKLAND LTD		755.20		100,644.31 DR
01/03/2023	COMMSEC COMMSEC SECURITI			20,221.95	80,422.36 DR
02/03/2023	Transfer to xx6393			10,000.00	70,422.36 DR
03/03/2023	QUICKSPR3423362332 QUICKSUPER		861.87		71,284.23 DR
10/03/2023	23MAR-00802621 CODAN DIVIDEND		261.00		71,545.23 DR
15/03/2023	COMMSEC COMMONWEALTH SEC		41,055.35		112,600.58 DR
16/03/2023	MAR23-00800876 PCG DIVIDEND		116.00		112,716.58 DR
17/03/2023	MAR23-00800317 BLX DIVIDEND		464.40		113,180.98 DR
17/03/2023	MAR23-00806830 PTM DIVIDEND		644.00		113,824.98 DR
20/03/2023	PC140323-155056498 SuperChoice P-L		1,007.17		114,832.15 DR
20/03/2023	QUICKSPR3434852479 QUICKSUPER		861.86		115,694.01 DR
21/03/2023	001293884497 REA DIV		150.00		115,844.01 DR
21/03/2023	COMMSEC COMMONWEALTH SEC		59,036.09		174,880.10 DR
23/03/2023	001294484967 SIQ DIV		928.00		175,808.10 DR
24/03/2023	MAR23-00800516 RESIMAC GROUP		640.00		176,448.10 DR
24/03/2023	MAR23-00801270 MMS PAYMENT		1,102.00		177,550.10 DR
27/03/2023	S00014699295 Breville DIV		135.00		177,685.10 DR
28/03/2023	001293931347 NCK DIV		1,360.00		179,045.10 DR
29/03/2023	001292113061 FMG DIVIDEND		975.00		180,020.10 DR
30/03/2023	001294473448 ALD DIV		1,007.50		181,027.60 DR
30/03/2023	AI387-00272920 BHP GROUP DIV		790.91		181,818.51 DR
30/03/2023	INT23-01042881 COLES GROUP LTD		432.00		182,250.51 DR
31/03/2023	001293294816 TLS ITM DIV		535.50		182,786.01 DR
31/03/2023	001295014838 DATA#3 ITM DIV		450.00		183,236.01 DR
01/04/2023	DEPOSIT INTEREST		460.81		183,696.82 DR
03/04/2023	QUICKSPR3445076459 QUICKSUPER		861.86		184,558.68 DR
05/04/2023	23AUD-00847693 CSL LTD DIVIDEND		162.15		184,720.83 DR
05/04/2023	FIN22-00740066 WOODSIDE		1,820.47		186,541.30 DR
06/04/2023	AI013-00932102 SOUTH32 DIVIDEND		425.43		186,966.73 DR
06/04/2023	AUF23-00800235 CTI DIVIDEND		225.00		187,191.73 DR
06/04/2023	INT23-00800633 LYCOPODIUM LTD		1,728.00		188,919.73 DR
12/04/2023	COMMSEC COMMONWEALTH SEC		19,199.61		208,119.34 DR
14/04/2023	001294599227 SUPER RETAIL DIV		816.00		208,935.34 DR
17/04/2023	QUICKSPR3455249058 QUICKSUPER		861.86		209,797.20 DR
18/04/2023	RFJ Pension Transfer to xx6393			10,000.00	199,797.20 DR
20/04/2023	AUF22-00119939 RIO TINTO LTD		783.58		200,580.78 DR
21/04/2023	APR23-00801902 ARB CORP LTD		192.00		200,772.78 DR
27/04/2023	PC200423-190237710 SuperChoice P-L		5,074.51		205,847.29 DR
01/05/2023	QUICKSPR3465617261 QUICKSUPER		861.86		206,709.15 DR
03/05/2023	NETBANK BPAY TAX OFFICE PAYMENTS			578.00	206,131.15 DR
03/05/2023	Transfer To Verus Actuaries NetBank			110.00	206,021.15 DR
11/05/2023	Transfer To Super Audits NetBank Au			385.00	205,636.15 DR
12/05/2023	QUICKSPR3475098500 QUICKSUPER		861.86		206,498.01 DR
16/05/2023	ATO004000017631049 ATO		2,409.26		208,907.27 DR
22/05/2023	Transfer To Roach Bruce Consulting			3,190.00	205,717.27 DR
26/05/2023	QUICKSPR3485564062 QUICKSUPER		861.86		206,579.13 DR

**F J Super Fund**  
**General Ledger Account Movement**  
**For the period from 1 July 2022 to 30 June 2023**

Date	Description	Quantity	Debits	Credits	Balance
<b>Assets</b>					
<b>Cash At Bank - CBA Direct Investment Account</b>					
12/06/2023	QUICKSPR3497806963 QUICKSUPER		861.86		207,440.99 DR
21/06/2023	PC140623-126230611 SuperChoice P-L		3,015.63		210,456.62 DR
26/06/2023	QUICKSPR3508198208 QUICKSUPER		861.86		211,318.48 DR
27/06/2023	NETBANK BPAY TAX OFFICE PAYMENTS			1,551.00	209,767.48 DR
27/06/2023	Transfer To Weblink Systems NetBank			415.00	209,352.48 DR
29/06/2023	COMMSEC COMMONWEALTH SEC		17,524.33		226,876.81 DR
30/06/2023	<b>Closing Balance</b>				<b>226,876.81 DR</b>
<b>Other Assets - Unsettled Trades</b>					
<b>Acquisitions - Shares in Listed Companies</b>					
<b>Adairs Limited</b>					
01/07/2022	<b>Opening Balance</b>				<b>0.00</b>
16/01/2023	Purchase of 7000 of ADH @ \$2.87914			20,183.93	20,183.93 CR
18/01/2023	Purchase of 7000 of ADH @ \$2.87914		20,183.93		0.00 CR
30/06/2023	<b>Closing Balance</b>				<b>0.00</b>
<b>Als Limited</b>					
01/07/2022	<b>Opening Balance</b>				<b>0.00</b>
21/11/2022	Purchase of 2000 of ALQ @ \$12.130275			24,290.50	24,290.50 CR
23/11/2022	Purchase of 2000 of ALQ @ \$12.130275		24,290.50		0.00 CR
30/06/2023	<b>Closing Balance</b>				<b>0.00</b>
<b>Ampol Limited</b>					
01/07/2022	<b>Opening Balance</b>				<b>0.00</b>
13/02/2023	Purchase of 650 of ALD @ \$31.243077			20,337.95	20,337.95 CR
15/02/2023	Purchase of 650 of ALD @ \$31.243077		20,337.95		0.00 CR
30/06/2023	<b>Closing Balance</b>				<b>0.00</b>
<b>ARB Corporation Limited.</b>					
01/07/2022	<b>Opening Balance</b>				<b>0.00</b>
06/02/2023	Purchase of 600 of ARB @ \$33.772333			20,293.35	20,293.35 CR
08/02/2023	Purchase of 600 of ARB @ \$33.772333		20,293.35		0.00 CR
30/06/2023	<b>Closing Balance</b>				<b>0.00</b>
<b>AVA Risk Group Limited</b>					
01/07/2022	<b>Opening Balance</b>				<b>0.00</b>
25/07/2022	Purchase of 37000 of AVA @ \$0.27			10,009.95	10,009.95 CR
27/07/2022	Purchase of 37000 of AVA @ \$0.27		10,009.95		0.00 CR
30/06/2023	<b>Closing Balance</b>				<b>0.00</b>
<b>Baby Bunting Group Limited</b>					
01/07/2022	<b>Opening Balance</b>				<b>0.00</b>
08/08/2022	Purchase of 5150 of BBN @ \$4.861175			25,065.09	25,065.09 CR
10/08/2022	Purchase of 5150 of BBN @ \$4.861175		25,065.09		0.00 CR
30/06/2023	<b>Closing Balance</b>				<b>0.00</b>
<b>Beacon Lighting Group Limited</b>					
01/07/2022	<b>Opening Balance</b>				<b>0.00</b>
22/08/2022	Purchase of 10800 of BLX @ \$2.351706			25,428.90	25,428.90 CR
24/08/2022	Purchase of 10800 of BLX @ \$2.351706		25,428.90		0.00 CR
30/06/2023	<b>Closing Balance</b>				<b>0.00</b>
<b>Beacon Minerals Limited</b>					
01/07/2022	<b>Opening Balance</b>				<b>0.00</b>
16/01/2023	Purchase of 700000 of BCN @ \$0.029737			20,845.82	20,845.82 CR
18/01/2023	Purchase of 700000 of BCN @ \$0.029737		20,845.82		0.00 CR
30/06/2023	<b>Closing Balance</b>				<b>0.00</b>

**F J Super Fund**  
**General Ledger Account Movement**  
**For the period from 1 July 2022 to 30 June 2023**

Date	Description	Quantity	Debits	Credits	Balance
<b>Assets</b>					
<b>BHP Group Limited</b>					
01/07/2022	Opening Balance				0.00
21/11/2022	Purchase of 580 of BHP @ \$43.27669			25,130.60	25,130.60 CR
23/11/2022	Purchase of 580 of BHP @ \$43.27669		25,130.60		0.00 CR
30/06/2023	Closing Balance				0.00
<b>Breville Group Limited - Ordinary Fully Paid</b>					
01/07/2022	Opening Balance				0.00
30/01/2023	Purchase of 900 of BRG @ \$22.647722			20,412.90	20,412.90 CR
01/02/2023	Purchase of 900 of BRG @ \$22.647722		20,412.90		0.00 CR
30/06/2023	Closing Balance				0.00
<b>Codan Limited</b>					
01/07/2022	Opening Balance				0.00
15/08/2022	Purchase of 2900 of CDA @ \$8.749841			25,404.99	25,404.99 CR
17/08/2022	Purchase of 2900 of CDA @ \$8.749841		25,404.99		0.00 CR
30/06/2023	Closing Balance				0.00
<b>Cti Logistics Limited</b>					
01/07/2022	Opening Balance				0.00
24/01/2023	Purchase of 4500 of CLX @ \$1.915			8,637.45	8,637.45 CR
27/01/2023	Purchase of 4500 of CLX @ \$1.915		8,637.45		0.00 CR
30/06/2023	Closing Balance				0.00
<b>Data#3 Limited</b>					
01/07/2022	Opening Balance				0.00
25/07/2022	Purchase of 4500 of DTL @ \$5.924787			26,693.54	26,693.54 CR
27/07/2022	Purchase of 4500 of DTL @ \$5.924787		26,693.54		0.00 CR
30/06/2023	Closing Balance				0.00
<b>Elders Limited</b>					
01/07/2022	Opening Balance				0.00
31/10/2022	Purchase of 2000 of ELD @ \$12.913965			25,858.93	25,858.93 CR
02/11/2022	Purchase of 2000 of ELD @ \$12.913965		25,858.93		0.00 CR
30/06/2023	Closing Balance				0.00
<b>Fortescue Metals Group Ltd</b>					
01/07/2022	Opening Balance				0.00
28/11/2022	Purchase of 1300 of FMG @ \$19.00			24,729.95	24,729.95 CR
30/11/2022	Purchase of 1300 of FMG @ \$19.00		24,729.95		0.00 CR
30/06/2023	Closing Balance				0.00
<b>Gr Engineering Services Limited</b>					
01/07/2022	Opening Balance				0.00
27/06/2023	Purchase of 10000 of GNG @ \$2.0579			20,608.95	20,608.95 CR
29/06/2023	Purchase of 10000 of GNG @ \$2.0579		20,608.95		0.00 CR
30/06/2023	Closing Balance				0.00
<b>Iluka Resources Limited</b>					
01/07/2022	Opening Balance				0.00
29/08/2022	Purchase of 1500 of ILU @ \$10.38			15,599.95	15,599.95 CR
31/08/2022	Purchase of 1500 of ILU @ \$10.38		15,599.95		0.00 CR
30/06/2023	Closing Balance				0.00
<b>Macquarie Group Limited</b>					
01/07/2022	Opening Balance				0.00
28/11/2022	Purchase of 140 of MQG @ \$177.679714			24,905.11	24,905.11 CR
30/11/2022	Purchase of 140 of MQG @ \$177.679714		24,905.11		0.00 CR
30/06/2023	Closing Balance				0.00

**F J Super Fund**  
**General Ledger Account Movement**  
**For the period from 1 July 2022 to 30 June 2023**

Date	Description	Quantity	Debits	Credits	Balance
<b>Assets</b>					
<b>McMillan Shakespeare Limited - Ordinary Fully Paid</b>					
01/07/2022	Opening Balance				0.00
15/08/2022	Purchase of 1900 of MMS @ \$13.251589			25,208.24	25,208.24 CR
17/08/2022	Purchase of 1900 of MMS @ \$13.251589		25,208.24		0.00 CR
30/06/2023	Closing Balance				0.00
<b>Nick Scali Limited - Ordinary Fully Paid</b>					
01/07/2022	Opening Balance				0.00
07/09/2022	Purchase of 2400 of NCK @ \$10.355			24,881.95	24,881.95 CR
09/09/2022	Purchase of 2400 of NCK @ \$10.355		24,881.95		0.00 CR
06/02/2023	Purchase of 1000 of NCK @ \$11.11895			11,148.90	11,148.90 CR
08/02/2023	Purchase of 1000 of NCK @ \$11.11895		11,148.90		0.00 CR
30/06/2023	Closing Balance				0.00
<b>Pengana Capital Group Limited</b>					
01/07/2022	Opening Balance				0.00
06/02/2023	Purchase of 5402 of PCG @ \$1.77			9,581.49	9,581.49 CR
07/02/2023	Purchase of 398 of PCG @ \$1.77			714.46	10,295.95 CR
08/02/2023	Purchase of 5402 of PCG @ \$1.77		9,581.49		714.46 CR
09/02/2023	Purchase of 398 of PCG @ \$1.77		714.46		0.00 CR
30/06/2023	Closing Balance				0.00
<b>Pinnacle Investment Management Group Limited</b>					
01/07/2022	Opening Balance				0.00
15/08/2022	Purchase of 2250 of PNI @ \$11.095902			24,995.73	24,995.73 CR
17/08/2022	Purchase of 2250 of PNI @ \$11.095902		24,995.73		0.00 CR
30/06/2023	Closing Balance				0.00
<b>Platinum Asset Management Limited - Ordinary Fully Paid</b>					
01/07/2022	Opening Balance				0.00
16/01/2023	Purchase of 9200 of PTM @ \$2.178997			20,076.72	20,076.72 CR
18/01/2023	Purchase of 9200 of PTM @ \$2.178997		20,076.72		0.00 CR
30/06/2023	Closing Balance				0.00
<b>Rea Group Ltd - Ordinary Fully Paid</b>					
01/07/2022	Opening Balance				0.00
22/08/2022	Purchase of 200 of REA @ \$127.555			25,541.61	25,541.61 CR
24/08/2022	Purchase of 200 of REA @ \$127.555		25,541.61		0.00 CR
30/06/2023	Closing Balance				0.00
<b>Resimac Group Ltd</b>					
01/07/2022	Opening Balance				0.00
23/01/2023	Purchase of 16000 of RMC @ \$1.318962			21,133.35	21,133.35 CR
25/01/2023	Purchase of 16000 of RMC @ \$1.318962		21,133.35		0.00 CR
30/06/2023	Closing Balance				0.00
<b>Rio Tinto Limited</b>					
01/07/2022	Opening Balance				0.00
28/11/2022	Purchase of 240 of RIO @ \$104.080917			25,009.37	25,009.37 CR
30/11/2022	Purchase of 240 of RIO @ \$104.080917		25,009.37		0.00 CR
30/06/2023	Closing Balance				0.00
<b>Smartgroup Corporation Ltd</b>					
01/07/2022	Opening Balance				0.00
27/02/2023	Purchase of 3200 of SIQ @ \$6.31			20,221.95	20,221.95 CR
01/03/2023	Purchase of 3200 of SIQ @ \$6.31		20,221.95		0.00 CR
30/06/2023	Closing Balance				0.00

**F J Super Fund**  
**General Ledger Account Movement**  
**For the period from 1 July 2022 to 30 June 2023**

Date	Description	Quantity	Debits	Credits	Balance
<b>Assets</b>					
<b>South32 Limited</b>					
01/07/2022	Opening Balance				0.00
05/12/2022	Purchase of 5800 of S32 @ \$4.305			24,998.95	24,998.95 CR
07/12/2022	Purchase of 5800 of S32 @ \$4.305		24,998.95		0.00 CR
30/06/2023	Closing Balance				0.00
<b>Super Retail Group Limited</b>					
01/07/2022	Opening Balance				0.00
15/11/2022	Purchase of 2400 of SUL @ \$10.569662			25,397.63	25,397.63 CR
17/11/2022	Purchase of 2400 of SUL @ \$10.569662		25,397.63		0.00 CR
30/06/2023	Closing Balance				0.00
<b>Acquisitions - Stapled Securities</b>					
<b>Charter Hall Group - Stapled Securities Us Prohibited</b>					
01/07/2022	Opening Balance				0.00
21/11/2022	Purchase of 1800 of CHC @ \$13.932283			25,108.21	25,108.21 CR
23/11/2022	Purchase of 1800 of CHC @ \$13.932283		25,108.21		0.00 CR
30/06/2023	Closing Balance				0.00
<b>Goodman Group - Fully Paid Ordinary/Units Stapled Securities</b>					
01/07/2022	Opening Balance				0.00
30/01/2023	Purchase of 1000 of GMG @ \$20.11541			20,145.36	20,145.36 CR
01/02/2023	Purchase of 1000 of GMG @ \$20.11541		20,145.36		0.00 CR
30/06/2023	Closing Balance				0.00
<b>Stockland - Fully Paid Ordinary/Units Stapled Securities</b>					
01/07/2022	Opening Balance				0.00
05/12/2022	Purchase of 6400 of SGP @ \$3.899184			24,984.73	24,984.73 CR
07/12/2022	Purchase of 6400 of SGP @ \$3.899184		24,984.73		0.00 CR
30/06/2023	Closing Balance				0.00
<b>Disposals - Shares in Listed Companies</b>					
<b>Adairs Limited</b>					
01/07/2022	Opening Balance				0.00
17/03/2023	Sale of 7000 units of ADH @ \$2.218769		15,501.43		15,501.43 DR
21/03/2023	Sale of 7000 units of ADH @ \$2.218769			15,501.43	0.00 CR
30/06/2023	Closing Balance				0.00
<b>ARB Corporation Limited.</b>					
01/07/2022	Opening Balance				0.00
27/06/2023	Sale of 600 units of ARB @ \$27.628233		16,546.99		16,546.99 DR
29/06/2023	Sale of 600 units of ARB @ \$27.628233			16,546.99	0.00 CR
30/06/2023	Closing Balance				0.00
<b>AVA Risk Group Limited</b>					
01/07/2022	Opening Balance				0.00
15/09/2022	Sale of 37000 units of AVA @ \$0.235		8,675.05		8,675.05 DR
19/09/2022	Sale of 37000 units of AVA @ \$0.235			8,675.05	0.00 CR
30/06/2023	Closing Balance				0.00
<b>Baby Bunting Group Limited</b>					
01/07/2022	Opening Balance				0.00
19/09/2022	Sale of 5150 units of BBN @ \$4.045		20,801.80		20,801.80 DR
21/09/2022	Sale of 5150 units of BBN @ \$4.045			20,801.80	0.00 CR
30/06/2023	Closing Balance				0.00

**F J Super Fund**  
**General Ledger Account Movement**  
**For the period from 1 July 2022 to 30 June 2023**

Date	Description	Quantity	Debits	Credits	Balance
<b>Assets</b>					
<b>BHP Group Limited</b>					
01/07/2022	Opening Balance				0.00
25/07/2022	Sale of 530 units of BHP @ \$37.14266		19,655.66		19,655.66 DR
27/07/2022	Sale of 530 units of BHP @ \$37.14266			19,655.66	0.00 CR
30/06/2023	Closing Balance				0.00
<b>Elders Limited</b>					
01/07/2022	Opening Balance				0.00
13/03/2023	Sale of 2000 units of ELD @ \$9.02806		18,026.17		18,026.17 DR
15/03/2023	Sale of 2000 units of ELD @ \$9.02806			18,026.17	0.00 CR
30/06/2023	Closing Balance				0.00
<b>Fortescue Metals Group Ltd</b>					
01/07/2022	Opening Balance				0.00
04/07/2022	Sale of 1300 units of FMG @ \$17.327446		22,495.73		22,495.73 DR
06/07/2022	Sale of 1300 units of FMG @ \$17.327446			22,495.73	0.00 CR
17/03/2023	Sale of 1300 units of FMG @ \$21.40		27,786.61		27,786.61 DR
21/03/2023	Sale of 1300 units of FMG @ \$21.40			27,786.61	0.00 CR
30/06/2023	Closing Balance				0.00
<b>Hansen Technologies Limited</b>					
01/07/2022	Opening Balance				0.00
15/09/2022	Sale of 4500 units of HSN @ \$4.710753		21,168.44		21,168.44 DR
19/09/2022	Sale of 4500 units of HSN @ \$4.710753			21,168.44	0.00 CR
30/06/2023	Closing Balance				0.00
<b>Iluka Resources Limited</b>					
01/07/2022	Opening Balance				0.00
31/10/2022	Sale of 3600 units of ILU @ \$8.59		30,886.90		30,886.90 DR
02/11/2022	Sale of 3600 units of ILU @ \$8.59			30,886.90	0.00 CR
30/06/2023	Closing Balance				0.00
<b>Pengana Capital Group Limited</b>					
01/07/2022	Opening Balance				0.00
13/03/2023	Sale of 5800 units of PCG @ \$1.324162		7,660.19		7,660.19 DR
15/03/2023	Sale of 5800 units of PCG @ \$1.324162			7,660.19	0.00 CR
30/06/2023	Closing Balance				0.00
<b>Pinnacle Investment Management Group Limited</b>					
01/07/2022	Opening Balance				0.00
03/10/2022	Sale of 2250 units of PNI @ \$8.230649		18,489.01		18,489.01 DR
05/10/2022	Sale of 2250 units of PNI @ \$8.230649			18,489.01	0.00 CR
30/06/2023	Closing Balance				0.00
<b>Platinum Asset Management Limited - Ordinary Fully Paid</b>					
01/07/2022	Opening Balance				0.00
17/03/2023	Sale of 9200 units of PTM @ \$1.715		15,748.05		15,748.05 DR
21/03/2023	Sale of 9200 units of PTM @ \$1.715			15,748.05	0.00 CR
30/06/2023	Closing Balance				0.00
<b>Resimac Group Ltd</b>					
01/07/2022	Opening Balance				0.00
13/03/2023	Sale of 16000 units of RMC @ \$0.962434		15,368.99		15,368.99 DR
15/03/2023	Sale of 16000 units of RMC @ \$0.962434			15,368.99	0.00 CR
30/06/2023	Closing Balance				0.00



**F J Super Fund**  
**General Ledger Account Movement**  
**For the period from 1 July 2022 to 30 June 2023**

Date	Description	Quantity	Debits	Credits	Balance
<b>Assets</b>					
<b>Rio Tinto Limited</b>					
01/07/2022	Opening Balance				0.00
11/07/2022	Sale of 230 units of RIO @ \$95.85		22,015.55		22,015.55 DR
13/07/2022	Sale of 230 units of RIO @ \$95.85			22,015.55	0.00 CR
30/06/2023	Closing Balance				0.00
<b>South32 Limited</b>					
01/07/2022	Opening Balance				0.00
27/06/2023	Sale of 5800 units of S32 @ \$3.726938		21,586.29		21,586.29 DR
29/06/2023	Sale of 5800 units of S32 @ \$3.726938			21,586.29	0.00 CR
30/06/2023	Closing Balance				0.00
<b>Disposals - Stapled Securities</b>					
<b>Charter Hall Group - Stapled Securities Us Prohibited</b>					
01/07/2022	Opening Balance				0.00
06/04/2023	Sale of 1800 units of CHC @ \$10.683089		19,199.61		19,199.61 DR
12/04/2023	Sale of 1800 units of CHC @ \$10.683089			19,199.61	0.00 CR
30/06/2023	Closing Balance				0.00
<b>Other Assets - Receivables</b>					
<b>Investment Income Receivable - Distributions - Stapled Securities</b>					
<b>Charter Hall Group - Stapled Securities Us Prohibited</b>					
01/07/2022	Opening Balance				0.00
29/12/2022	CHC AUD 0.0938 FRANKED, 30% CTR, DRP SUSP		279.12		279.12 DR
28/02/2023	CHC AUD 0.0938 FRANKED, 30% CTR, DRP SUSP			279.12	0.00 CR
30/06/2023	Closing Balance				0.00
<b>Goodman Group - Fully Paid Ordinary/Units Stapled Securities</b>					
01/07/2022	Opening Balance				0.00
29/06/2023	GMG AUD 0.002412435 FRANKED, 30% CTR		53.00		53.00 DR
30/06/2023	Closing Balance				53.00 DR
<b>Stockland - Fully Paid Ordinary/Units Stapled Securities</b>					
01/07/2022	Opening Balance				0.00
29/12/2022	SGP AUD EST 0.118		755.20		755.20 DR
28/02/2023	SGP AUD EST 0.118			755.20	0.00 CR
29/06/2023	SGP AUD EST 0.144		921.60		921.60 DR
30/06/2023	Closing Balance				921.60 DR
<b>Investment Income Receivable - Dividends - Shares in Listed Companies</b>					
<b>Als Limited</b>					
01/07/2022	Opening Balance				0.00
16/12/2022	ALQ AUD UNFRANKED, NIL CFI, DRP SUSP			406.00	406.00 CR
16/12/2022	ALQ AUD UNFRANKED, NIL CFI, DRP SUSP		406.00		0.00 CR
30/06/2023	Closing Balance				0.00
<b>Ampol Limited</b>					
01/07/2022	Opening Balance				0.00
30/03/2023	ALD AUD 0.5 SPEC, 1.55 FRANKED, 30% CTR			1,007.50	1,007.50 CR
30/03/2023	ALD AUD 0.5 SPEC, 1.55 FRANKED, 30% CTR		1,007.50		0.00 CR
30/06/2023	Closing Balance				0.00
<b>ARB Corporation Limited.</b>					
01/07/2022	Opening Balance				0.00
21/04/2023	ARB AUD 0.32 FRANKED, 30% CTR, DRP 2% DISC, BSP			192.00	192.00 CR
21/04/2023	ARB AUD 0.32 FRANKED, 30% CTR, DRP 2% DISC, BSP		192.00		0.00 CR
30/06/2023	Closing Balance				0.00

**F J Super Fund**  
**General Ledger Account Movement**  
**For the period from 1 July 2022 to 30 June 2023**

Date	Description	Quantity	Debits	Credits	Balance
<b>Assets</b>					
<b>Baby Bunting Group Limited</b>					
01/07/2022	Opening Balance				0.00
09/09/2022	BBN AUD 0.09 FRANKED, 30% CTR			463.50	463.50 CR
09/09/2022	BBN AUD 0.09 FRANKED, 30% CTR		463.50		0.00 CR
30/06/2023	Closing Balance				0.00
<b>Beacon Lighting Group Limited</b>					
01/07/2022	Opening Balance				0.00
20/09/2022	BLX AUD 0.05 FRANKED, 30% CTR, DRP SUSP			540.00	540.00 CR
20/09/2022	BLX AUD 0.05 FRANKED, 30% CTR, DRP SUSP		540.00		0.00 CR
17/03/2023	BLX AUD 0.043 FRANKED, 30% CTR, DRP 5% DISC			464.40	464.40 CR
17/03/2023	BLX AUD 0.043 FRANKED, 30% CTR, DRP 5% DISC		464.40		0.00 CR
30/06/2023	Closing Balance				0.00
<b>BHP Group Limited</b>					
01/07/2022	Opening Balance				0.00
30/03/2023	BHP USD 0.9, 0.9 FRANKED, 30% CTR, DRP NIL DISC			790.91	790.91 CR
30/03/2023	BHP USD 0.9, 0.9 FRANKED, 30% CTR, DRP NIL DISC		790.91		0.00 CR
30/06/2023	Closing Balance				0.00
<b>Breville Group Limited - Ordinary Fully Paid</b>					
01/07/2022	Opening Balance				0.00
27/03/2023	BRG AUD 0.15 FRANKED, 30% CTR, DRP SUSP			135.00	135.00 CR
27/03/2023	BRG AUD 0.15 FRANKED, 30% CTR, DRP SUSP		135.00		0.00 CR
30/06/2023	Closing Balance				0.00
<b>Codan Limited</b>					
01/07/2022	Opening Balance				0.00
07/09/2022	CDA AUD 0.15 FRANKED, 30% CTR			435.00	435.00 CR
07/09/2022	CDA AUD 0.15 FRANKED, 30% CTR		435.00		0.00 CR
10/03/2023	CDA AUD 0.09 FRANKED, 30% CTR			261.00	261.00 CR
10/03/2023	CDA AUD 0.09 FRANKED, 30% CTR		261.00		0.00 CR
30/06/2023	Closing Balance				0.00
<b>Coles Group Limited.</b>					
01/07/2022	Opening Balance				0.00
28/09/2022	COL AUD 0.3 FRANKED, 30% CTR, DRP NIL DISC			360.00	360.00 CR
28/09/2022	COL AUD 0.3 FRANKED, 30% CTR, DRP NIL DISC		360.00		0.00 CR
30/03/2023	COL AUD 0.36 FRANKED, 30% CTR, DRP NIL DISC			432.00	432.00 CR
30/03/2023	COL AUD 0.36 FRANKED, 30% CTR, DRP NIL DISC		432.00		0.00 CR
30/06/2023	Closing Balance				0.00
<b>Csl Limited - Ordinary Fully Paid</b>					
01/07/2022	Opening Balance				0.00
05/10/2022	CSL USD 1.18, 0.118 FRANKED, 30% CTR, 1.062 CFI, DRP :			175.83	175.83 CR
05/10/2022	CSL USD 1.18, 0.118 FRANKED, 30% CTR, 1.062 CFI, DRP :		175.83		0.00 CR
05/04/2023	CSL USD 1.07, UNFRANKED, 1.07 CFI, DRP SUSP			162.15	162.15 CR
05/04/2023	CSL USD 1.07, UNFRANKED, 1.07 CFI, DRP SUSP		162.15		0.00 CR
30/06/2023	Closing Balance				0.00
<b>Cti Logistics Limited</b>					
01/07/2022	Opening Balance				0.00
06/04/2023	CLX AUD 0.05 FRANKED, 30% CTR, DRP 2.5% DISC, BSP			225.00	225.00 CR
06/04/2023	CLX AUD 0.05 FRANKED, 30% CTR, DRP 2.5% DISC, BSP		225.00		0.00 CR
30/06/2023	Closing Balance				0.00

**F J Super Fund**  
**General Ledger Account Movement**  
**For the period from 1 July 2022 to 30 June 2023**

Date	Description	Quantity	Debits	Credits	Balance
<b>Assets</b>					
<b>Data#3 Limited</b>					
01/07/2022	Opening Balance				0.00
30/09/2022	DTL AUD 0.1065 FRANKED, 30% CTR			479.25	479.25 CR
30/09/2022	DTL AUD 0.1065 FRANKED, 30% CTR		479.25		0.00 CR
31/03/2023	DTL AUD 0.1 FRANKED, 30% CTR			450.00	450.00 CR
31/03/2023	DTL AUD 0.1 FRANKED, 30% CTR		450.00		0.00 CR
30/06/2023	Closing Balance				0.00
<b>Elders Limited</b>					
01/07/2022	Opening Balance				0.00
16/12/2022	ELD AUD 0.084 FRANKED, 30% CTR, NIL CFI, DRP NIL DIS			376.00	376.00 CR
16/12/2022	ELD AUD 0.084 FRANKED, 30% CTR, NIL CFI, DRP NIL DIS		376.00		0.00 CR
30/06/2023	Closing Balance				0.00
<b>Fortescue Metals Group Ltd</b>					
01/07/2022	Opening Balance				0.00
29/03/2023	FMG AUD 0.75 FRANKED, 30% CTR, DRP NIL DISC			975.00	975.00 CR
29/03/2023	FMG AUD 0.75 FRANKED, 30% CTR, DRP NIL DISC		975.00		0.00 CR
30/06/2023	Closing Balance				0.00
<b>Hansen Technologies Limited</b>					
01/07/2022	Opening Balance				0.00
21/09/2022	HSN AUD 0.015 FRANKED, 30% CTR, 0.035 CFI, DRP NIL D			225.00	225.00 CR
21/09/2022	HSN AUD 0.015 FRANKED, 30% CTR, 0.035 CFI, DRP NIL D		225.00		0.00 CR
30/06/2023	Closing Balance				0.00
<b>Iluka Resources Limited</b>					
01/07/2022	Opening Balance				0.00
30/09/2022	ILU AUD 0.25 FRANKED, 30% CTR, DRP NIL DISC			900.00	900.00 CR
30/09/2022	ILU AUD 0.25 FRANKED, 30% CTR, DRP NIL DISC		900.00		0.00 CR
30/06/2023	Closing Balance				0.00
<b>Lycopodium Limited</b>					
01/07/2022	Opening Balance				0.00
07/10/2022	LYL AUD 0.36 FRANKED, 30% CTR			1,728.00	1,728.00 CR
07/10/2022	LYL AUD 0.36 FRANKED, 30% CTR		1,728.00		0.00 CR
06/04/2023	LYL AUD 0.36 FRANKED, 30% CTR			1,728.00	1,728.00 CR
06/04/2023	LYL AUD 0.36 FRANKED, 30% CTR		1,728.00		0.00 CR
30/06/2023	Closing Balance				0.00
<b>McMillan Shakespeare Limited - Ordinary Fully Paid</b>					
01/07/2022	Opening Balance				0.00
10/11/2022	MMS AUD 0.74 FRANKED, 30% CTR			1,406.00	1,406.00 CR
10/11/2022	MMS AUD 0.74 FRANKED, 30% CTR		1,406.00		0.00 CR
24/03/2023	MMS AUD 0.58 FRANKED, 30% CTR			1,102.00	1,102.00 CR
24/03/2023	MMS AUD 0.58 FRANKED, 30% CTR		1,102.00		0.00 CR
30/06/2023	Closing Balance				0.00
<b>Nick Scali Limited - Ordinary Fully Paid</b>					
01/07/2022	Opening Balance				0.00
24/10/2022	NCK AUD 0.35 FRANKED, 30% CTR			840.00	840.00 CR
24/10/2022	NCK AUD 0.35 FRANKED, 30% CTR		840.00		0.00 CR
28/03/2023	NCK AUD 0.4 FRANKED, 30% CTR			1,360.00	1,360.00 CR
28/03/2023	NCK AUD 0.4 FRANKED, 30% CTR		1,360.00		0.00 CR
30/06/2023	Closing Balance				0.00

**F J Super Fund**  
**General Ledger Account Movement**  
**For the period from 1 July 2022 to 30 June 2023**

Date	Description	Quantity	Debits	Credits	Balance
<b>Assets</b>					
<b>Pengana Capital Group Limited</b>					
01/07/2022	Opening Balance				0.00
16/03/2023	PCG AUD 0.02 FRANKED, 30% CTR, DRP SUSP			116.00	116.00 CR
16/03/2023	PCG AUD 0.02 FRANKED, 30% CTR, DRP SUSP		116.00		0.00 CR
30/06/2023	Closing Balance				0.00
<b>Pinnacle Investment Management Group Limited</b>					
01/07/2022	Opening Balance				0.00
16/09/2022	PNI AUD 0.175 FRANKED, 30% CTR, DRP NIL DISC			393.75	393.75 CR
16/09/2022	PNI AUD 0.175 FRANKED, 30% CTR, DRP NIL DISC		393.75		0.00 CR
30/06/2023	Closing Balance				0.00
<b>Platinum Asset Management Limited - Ordinary Fully Paid</b>					
01/07/2022	Opening Balance				0.00
17/03/2023	PTM AUD 0.07 FRANKED, 30% CTR, DRP SUSP			644.00	644.00 CR
17/03/2023	PTM AUD 0.07 FRANKED, 30% CTR, DRP SUSP		644.00		0.00 CR
30/06/2023	Closing Balance				0.00
<b>Rea Group Ltd - Ordinary Fully Paid</b>					
01/07/2022	Opening Balance				0.00
15/09/2022	REA AUD 0.89 FRANKED, 30% CTR			178.00	178.00 CR
15/09/2022	REA AUD 0.89 FRANKED, 30% CTR		178.00		0.00 CR
21/03/2023	REA AUD 0.75 FRANKED, 30% CTR			150.00	150.00 CR
21/03/2023	REA AUD 0.75 FRANKED, 30% CTR		150.00		0.00 CR
30/06/2023	Closing Balance				0.00
<b>Resimac Group Ltd</b>					
01/07/2022	Opening Balance				0.00
24/03/2023	RMC AUD 0.04 FRANKED, 30% CTR, DRP SUSP			640.00	640.00 CR
24/03/2023	RMC AUD 0.04 FRANKED, 30% CTR, DRP SUSP		640.00		0.00 CR
30/06/2023	Closing Balance				0.00
<b>Rio Tinto Limited</b>					
01/07/2022	Opening Balance				0.00
20/04/2023	RIO AUD 3.2649 FRANKED, 30% CTR, DRP NIL DISC			783.58	783.58 CR
20/04/2023	RIO AUD 3.2649 FRANKED, 30% CTR, DRP NIL DISC		783.58		0.00 CR
30/06/2023	Closing Balance				0.00
<b>Smartgroup Corporation Ltd</b>					
01/07/2022	Opening Balance				0.00
23/03/2023	SIQ AUD 0.14 SPEC, 0.29 FRANKED, 30% CTR			928.00	928.00 CR
23/03/2023	SIQ AUD 0.14 SPEC, 0.29 FRANKED, 30% CTR		928.00		0.00 CR
30/06/2023	Closing Balance				0.00
<b>South32 Limited</b>					
01/07/2022	Opening Balance				0.00
06/04/2023	S32 USD 0.049, 0.049 FRANKED, 30% CTR			425.43	425.43 CR
06/04/2023	S32 USD 0.049, 0.049 FRANKED, 30% CTR		425.43		0.00 CR
30/06/2023	Closing Balance				0.00
<b>Super Retail Group Limited</b>					
01/07/2022	Opening Balance				0.00
14/04/2023	SUL AUD 0.34 FRANKED, 30% CTR, DRP NIL DISC			816.00	816.00 CR
14/04/2023	SUL AUD 0.34 FRANKED, 30% CTR, DRP NIL DISC		816.00		0.00 CR
30/06/2023	Closing Balance				0.00

**F J Super Fund**  
**General Ledger Account Movement**  
**For the period from 1 July 2022 to 30 June 2023**

Date	Description	Quantity	Debits	Credits	Balance
<b>Assets</b>					
<b>Telstra Corporation Limited. - Ordinary Fully Paid</b>					
01/07/2022	Opening Balance				0.00
21/09/2022	TLS AUD 0.01 SPEC, 0.085 FRANKED, 30% CTR, DRP NIL I			535.50	535.50 CR
21/09/2022	TLS AUD 0.01 SPEC, 0.085 FRANKED, 30% CTR, DRP NIL I		535.50		0.00 CR
31/03/2023	TLS AUD 0.085 FRANKED, 30% CTR, DRP NIL DISC			535.50	535.50 CR
31/03/2023	TLS AUD 0.085 FRANKED, 30% CTR, DRP NIL DISC		535.50		0.00 CR
30/06/2023	Closing Balance				0.00
<b>Woodside Energy Group Ltd</b>					
01/07/2022	Opening Balance				0.00
06/10/2022	WDS USD 1.09, 1.09 FRANKED, 30% CTR, DRP NIL DISC			1,351.60	1,351.60 CR
06/10/2022	WDS USD 1.09, 1.09 FRANKED, 30% CTR, DRP NIL DISC		1,351.60		0.00 CR
05/04/2023	WDS USD 1.44, 1.44 FRANKED, 30% CTR, DRP SUSP			1,820.47	1,820.47 CR
05/04/2023	WDS USD 1.44, 1.44 FRANKED, 30% CTR, DRP SUSP		1,820.47		0.00 CR
30/06/2023	Closing Balance				0.00
<b>Investment Income Receivable - Interest - Cash At Bank</b>					
<b>CBA Direct Investment Account</b>					
01/07/2022	Opening Balance				0.00
01/10/2022	DEPOSIT INTEREST			660.67	660.67 CR
01/10/2022	DEPOSIT INTEREST		660.67		0.00 CR
01/01/2023	DEPOSIT INTEREST			1,402.43	1,402.43 CR
01/01/2023	DEPOSIT INTEREST		1,402.43		0.00 CR
01/04/2023	DEPOSIT INTEREST			460.81	460.81 CR
01/04/2023	DEPOSIT INTEREST		460.81		0.00 CR
30/06/2023	Closing Balance				0.00
<b>Member Income Receivable - Contributions</b>					
<b>Mr Dominic Finlay-Jones</b>					
01/07/2022	Opening Balance				0.00
30/08/2022	Contribution Received			4,142.46	4,142.46 CR
30/08/2022	Employer Contribution: THE TRUSTEE FOR FINFOX FAMILY		4,142.46		0.00 CR
03/11/2022	Contribution Received			5,799.44	5,799.44 CR
03/11/2022	Employer Contribution: THE TRUSTEE FOR FINFOX FAMILY		5,799.44		0.00 CR
02/02/2023	ATO008000017694963 ATO		4,349.58		4,349.58 DR
02/02/2023	Contribution Received			4,349.58	0.00 CR
27/04/2023	Contribution Received			5,074.51	5,074.51 CR
27/04/2023	Employer Contribution: DFJ Architects		5,074.51		0.00 CR
30/06/2023	Closing Balance				0.00
<b>Ms Amy Finlay-Jones</b>					
01/07/2022	Opening Balance				0.00
08/07/2022	Contribution Received			836.76	836.76 CR
08/07/2022	Employer Contribution: TELETHON KIDS INSTITUTE		836.76		0.00 CR
22/07/2022	Contribution Received			836.76	836.76 CR
22/07/2022	Employer Contribution: TELETHON KIDS INSTITUTE		836.76		0.00 CR
05/08/2022	Contribution Received			836.76	836.76 CR
05/08/2022	Employer Contribution: TELETHON KIDS INSTITUTE		836.76		0.00 CR
19/08/2022	Contribution Received			836.76	836.76 CR
19/08/2022	Employer Contribution: TELETHON KIDS INSTITUTE		836.76		0.00 CR
05/09/2022	Contribution Received			836.76	836.76 CR
05/09/2022	Employer Contribution: TELETHON KIDS INSTITUTE		836.76		0.00 CR
16/09/2022	Contribution Received			836.76	836.76 CR
16/09/2022	Employer Contribution: TELETHON KIDS INSTITUTE		836.76		0.00 CR
30/09/2022	Contribution Received			836.76	836.76 CR
30/09/2022	Employer Contribution: TELETHON KIDS INSTITUTE		836.76		0.00 CR
21/10/2022	Contribution Received			836.76	836.76 CR
21/10/2022	Employer Contribution: TELETHON KIDS INSTITUTE		836.76		0.00 CR
01/11/2022	Contribution Received			836.76	836.76 CR
01/11/2022	Employer Contribution: TELETHON KIDS INSTITUTE		836.76		0.00 CR
11/11/2022	Contribution Received			836.76	836.76 CR

**F J Super Fund**  
**General Ledger Account Movement**  
**For the period from 1 July 2022 to 30 June 2023**

<b>Date</b>	<b>Description</b>	<b>Quantity</b>	<b>Debits</b>	<b>Credits</b>	<b>Balance</b>
<b>Assets</b>					
11/11/2022	Employer Contribution: TELETHON KIDS INSTITUTE		836.76		0.00 CR
25/11/2022	Contribution Received			836.76	836.76 CR
25/11/2022	Employer Contribution: TELETHON KIDS INSTITUTE		836.76		0.00 CR
12/12/2022	Contribution Received			836.76	836.76 CR
12/12/2022	Employer Contribution: TELETHON KIDS INSTITUTE		836.76		0.00 CR
21/12/2022	Contribution Received			836.76	836.76 CR
21/12/2022	Employer Contribution: TELETHON KIDS INSTITUTE		836.76		0.00 CR
04/01/2023	Contribution Received			836.76	836.76 CR
04/01/2023	Employer Contribution: TELETHON KIDS INSTITUTE		836.76		0.00 CR
20/01/2023	Contribution Received			861.86	861.86 CR
20/01/2023	Employer Contribution: TELETHON KIDS INSTITUTE		861.86		0.00 CR
03/02/2023	Contribution Received			861.86	861.86 CR
03/02/2023	Employer Contribution: TELETHON KIDS INSTITUTE		861.86		0.00 CR
20/02/2023	Contribution Received			861.86	861.86 CR
20/02/2023	Employer Contribution: TELETHON KIDS INSTITUTE		861.86		0.00 CR
03/03/2023	Contribution Received			861.87	861.87 CR
03/03/2023	Employer Contribution: TELETHON KIDS INSTITUTE		861.87		0.00 CR
20/03/2023	Contribution Received			861.86	861.86 CR
20/03/2023	Employer Contribution: TELETHON KIDS INSTITUTE		861.86		0.00 CR
03/04/2023	Contribution Received			861.86	861.86 CR
03/04/2023	Employer Contribution: TELETHON KIDS INSTITUTE		861.86		0.00 CR
17/04/2023	Contribution Received			861.86	861.86 CR
17/04/2023	Employer Contribution: TELETHON KIDS INSTITUTE		861.86		0.00 CR
01/05/2023	Contribution Received			861.86	861.86 CR
01/05/2023	Employer Contribution: TELETHON KIDS INSTITUTE		861.86		0.00 CR
12/05/2023	Contribution Received			861.86	861.86 CR
12/05/2023	Employer Contribution: TELETHON KIDS INSTITUTE		861.86		0.00 CR
26/05/2023	Contribution Received			861.86	861.86 CR
26/05/2023	Employer Contribution: TELETHON KIDS INSTITUTE		861.86		0.00 CR
12/06/2023	Contribution Received			861.86	861.86 CR
12/06/2023	Employer Contribution: TELETHON KIDS INSTITUTE		861.86		0.00 CR
26/06/2023	Contribution Received			861.86	861.86 CR
26/06/2023	Employer Contribution: TELETHON KIDS INSTITUTE		861.86		0.00 CR
<b>30/06/2023</b>	<b>Closing Balance</b>				<b>0.00</b>
<b>Ms Zoe Finlay-Jones</b>					
<b>01/07/2022</b>	<b>Opening Balance</b>				<b>0.00</b>
05/08/2022	Contribution Received			892.46	892.46 CR
05/08/2022	Contribution Received			893.86	1,786.32 CR
05/08/2022	Employer Contribution: ADAPT by Design Pty Ltd		892.46		893.86 CR
05/08/2022	Employer Contribution: ADAPT by Design Pty Ltd		893.86		0.00 CR
16/09/2022	Contribution Received			1,004.23	1,004.23 CR
16/09/2022	Contribution Received			1,004.23	2,008.46 CR
16/09/2022	Employer Contribution: ADAPT by Design Pty Ltd		1,004.23		1,004.23 CR
16/09/2022	Employer Contribution: ADAPT by Design Pty Ltd		1,004.23		0.00 CR
04/11/2022	Contribution Received			1,005.70	1,005.70 CR
04/11/2022	Employer Contribution: ADAPT by Design Pty Ltd		1,005.70		0.00 CR
18/11/2022	Contribution Received			1,004.23	1,004.23 CR
18/11/2022	Employer Contribution: ADAPT by Design Pty Ltd		1,004.23		0.00 CR
10/01/2023	Contribution Received			1,004.23	1,004.23 CR
10/01/2023	Contribution Received			1,004.23	2,008.46 CR
10/01/2023	Employer Contribution: ADAPT by Design Pty Ltd		1,004.23		1,004.23 CR
10/01/2023	Employer Contribution: ADAPT by Design Pty Ltd		1,004.23		0.00 CR
24/02/2023	Contribution Received			1,004.23	1,004.23 CR
24/02/2023	Contribution Received			1,004.23	2,008.46 CR
24/02/2023	Employer Contribution: ADAPT by Design Pty Ltd		1,004.23		1,004.23 CR
24/02/2023	Employer Contribution: ADAPT by Design Pty Ltd		1,004.23		0.00 CR
20/03/2023	Contribution Received			1,007.17	1,007.17 CR
20/03/2023	Employer Contribution: ADAPT by Design Pty Ltd		1,007.17		0.00 CR
21/06/2023	Contribution Received			3,015.63	3,015.63 CR

**F J Super Fund**  
**General Ledger Account Movement**  
**For the period from 1 July 2022 to 30 June 2023**

Date	Description	Quantity	Debits	Credits	Balance
<b>Assets</b>					
21/06/2023	Employer Contribution: ADAPT by Design Pty Ltd		3,015.63		0.00 CR
30/06/2023	<b>Closing Balance</b>				<b>0.00</b>
<b>Other Assets - Current Tax Assets</b>					
<b>Income Tax Payable</b>					
01/07/2022	<b>Opening Balance</b>				<b>0.00</b>
01/07/2022	Fund Tax Finalisation		2,667.75		2,667.75 DR
16/05/2023	Fund Income Tax Payment			2,667.75	0.00 CR
30/06/2023	<b>Closing Balance</b>				<b>0.00</b>
<b>Provision for Income Tax</b>					
01/07/2022	<b>Opening Balance</b>				<b>15,027.45</b> CR
01/07/2022	Fund Tax Finalisation		15,027.45		0.00 CR
08/07/2022	Tax Effect Of Income			125.51	125.51 CR
22/07/2022	Tax Effect Of Income			125.51	251.02 CR
05/08/2022	Tax Effect Of Income			125.51	376.53 CR
05/08/2022	Tax Effect Of Income			133.87	510.40 CR
05/08/2022	Tax Effect Of Income			134.08	644.48 CR
19/08/2022	Tax Effect Of Income			125.51	769.99 CR
30/08/2022	Tax Effect Of Income			621.37	1,391.36 CR
05/09/2022	Tax Effect Of Income			125.51	1,516.87 CR
16/09/2022	Tax Effect Of Income			125.51	1,642.38 CR
16/09/2022	Tax Effect Of Income			150.63	1,793.01 CR
16/09/2022	Tax Effect Of Income			150.63	1,943.64 CR
30/09/2022	Tax Effect Of Income			125.51	2,069.15 CR
21/10/2022	Tax Effect Of Income			125.51	2,194.66 CR
01/11/2022	Tax Effect Of Income			125.51	2,320.17 CR
03/11/2022	Tax Effect Of Income			869.92	3,190.09 CR
04/11/2022	Tax Effect Of Income			150.86	3,340.95 CR
11/11/2022	Tax Effect Of Income			125.51	3,466.46 CR
18/11/2022	Tax Effect Of Income			150.63	3,617.09 CR
25/11/2022	Tax Effect Of Income			125.51	3,742.60 CR
12/12/2022	Tax Effect Of Income			125.51	3,868.11 CR
21/12/2022	Tax Effect Of Income			125.51	3,993.62 CR
04/01/2023	Tax Effect Of Income			125.51	4,119.13 CR
10/01/2023	Tax Effect Of Income			150.63	4,269.76 CR
10/01/2023	Tax Effect Of Income			150.63	4,420.39 CR
20/01/2023	Tax Effect Of Income			129.28	4,549.67 CR
02/02/2023	Tax Effect Of Income			652.44	5,202.11 CR
03/02/2023	Tax Effect Of Income			129.28	5,331.39 CR
20/02/2023	Tax Effect Of Income			129.28	5,460.67 CR
24/02/2023	Tax Effect Of Income			150.63	5,611.30 CR
24/02/2023	Tax Effect Of Income			150.63	5,761.93 CR
03/03/2023	Tax Effect Of Income			129.28	5,891.21 CR
20/03/2023	Tax Effect Of Income			129.28	6,020.49 CR
20/03/2023	Tax Effect Of Income			151.08	6,171.57 CR
03/04/2023	Tax Effect Of Income			129.28	6,300.85 CR
17/04/2023	Tax Effect Of Income			129.28	6,430.13 CR
27/04/2023	Tax Effect Of Income			761.18	7,191.31 CR
01/05/2023	Tax Effect Of Income			129.28	7,320.59 CR
12/05/2023	Tax Effect Of Income			129.28	7,449.87 CR
26/05/2023	Tax Effect Of Income			129.28	7,579.15 CR
12/06/2023	Tax Effect Of Income			129.28	7,708.43 CR
21/06/2023	Tax Effect Of Income			452.34	8,160.77 CR
26/06/2023	Tax Effect Of Income			129.28	8,290.05 CR
30/06/2023	Tax Effect Of Income			4,068.30	12,358.35 CR
30/06/2023	<b>Closing Balance</b>				<b>12,358.35</b> CR

**F J Super Fund**  
**General Ledger Account Movement**  
**For the period from 1 July 2022 to 30 June 2023**

Date	Description	Quantity	Debits	Credits	Balance
<b>Assets</b>					
<b>Withholding Credits - Shares in Listed Companies</b>					
<b>Elders Limited</b>					
01/07/2022	Opening Balance				0.00
16/12/2022	ELD AUD 0.084 FRANKED, 30% CTR, NIL CFI, DRP NIL DIS		184.00		184.00 DR
30/06/2023	Closing Balance				184.00 DR
<b>IPH Limited</b>					
01/07/2022	Opening Balance				122.00 DR
01/07/2022	Fund Tax Finalisation			122.00	0.00 CR
30/06/2023	Closing Balance				0.00
<b>Withholding Credits - Stapled Securities</b>					
<b>Charter Hall Group - Stapled Securities Us Prohibited</b>					
01/07/2022	Opening Balance				0.00
29/12/2022	CHC AUD 0.0938 FRANKED, 30% CTR, DRP SUSP		96.00		96.00 DR
30/06/2023	Closing Balance				96.00 DR
<b>Goodman Group - Fully Paid Ordinary/Units Stapled Securities</b>					
01/07/2022	Opening Balance				0.00
29/06/2023	GMG AUD 0.002412435 FRANKED, 30% CTR		47.00		47.00 DR
30/06/2023	Closing Balance				47.00 DR
<b>Franking Credits - Shares in Listed Companies</b>					
<b>Ampol Limited</b>					
01/07/2022	Opening Balance				0.00
30/03/2023	ALD AUD 0.5 SPEC, 1.55 FRANKED, 30% CTR		431.79		431.79 DR
30/06/2023	Closing Balance				431.79 DR
<b>ARB Corporation Limited.</b>					
01/07/2022	Opening Balance				0.00
21/04/2023	ARB AUD 0.32 FRANKED, 30% CTR, DRP 2% DISC, BSP		82.29		82.29 DR
30/06/2023	Closing Balance				82.29 DR
<b>Baby Bunting Group Limited</b>					
01/07/2022	Opening Balance				0.00
09/09/2022	BBN AUD 0.09 FRANKED, 30% CTR		198.64		198.64 DR
30/06/2023	Closing Balance				198.64 DR
<b>Beacon Lighting Group Limited</b>					
01/07/2022	Opening Balance				648.43 DR
01/07/2022	Fund Tax Finalisation			648.43	0.00 CR
20/09/2022	BLX AUD 0.05 FRANKED, 30% CTR, DRP SUSP		231.43		231.43 DR
17/03/2023	BLX AUD 0.043 FRANKED, 30% CTR, DRP 5% DISC		199.03		430.46 DR
30/06/2023	Closing Balance				430.46 DR
<b>BHP Group Limited</b>					
01/07/2022	Opening Balance				2,324.28 DR
01/07/2022	Fund Tax Finalisation			2,324.28	0.00 CR
30/03/2023	BHP USD 0.9, 0.9 FRANKED, 30% CTR, DRP NIL DISC		338.96		338.96 DR
30/06/2023	Closing Balance				338.96 DR
<b>Brambles Limited</b>					
01/07/2022	Opening Balance				34.79 DR
01/07/2022	Fund Tax Finalisation			34.79	0.00 CR
30/06/2023	Closing Balance				0.00



**F J Super Fund**  
**General Ledger Account Movement**  
**For the period from 1 July 2022 to 30 June 2023**

Date	Description	Quantity	Debits	Credits	Balance
<b>Assets</b>					
<b>Breville Group Limited - Ordinary Fully Paid</b>					
01/07/2022	Opening Balance				187.61 DR
01/07/2022	Fund Tax Finalisation			187.61	0.00 CR
27/03/2023	BRG AUD 0.15 FRANKED, 30% CTR, DRP SUSP		57.86		57.86 DR
30/06/2023	Closing Balance				57.86 DR
<b>Class Limited</b>					
01/07/2022	Opening Balance				118.93 DR
01/07/2022	Fund Tax Finalisation			118.93	0.00 CR
30/06/2023	Closing Balance				0.00
<b>Codan Limited</b>					
01/07/2022	Opening Balance				198.00 DR
01/07/2022	Fund Tax Finalisation			198.00	0.00 CR
07/09/2022	CDA AUD 0.15 FRANKED, 30% CTR		186.43		186.43 DR
10/03/2023	CDA AUD 0.09 FRANKED, 30% CTR		111.86		298.29 DR
30/06/2023	Closing Balance				298.29 DR
<b>Coles Group Limited.</b>					
01/07/2022	Opening Balance				313.71 DR
01/07/2022	Fund Tax Finalisation			313.71	0.00 CR
28/09/2022	COL AUD 0.3 FRANKED, 30% CTR, DRP NIL DISC		154.29		154.29 DR
30/03/2023	COL AUD 0.36 FRANKED, 30% CTR, DRP NIL DISC		185.14		339.43 DR
30/06/2023	Closing Balance				339.43 DR
<b>CSI Limited - Ordinary Fully Paid</b>					
01/07/2022	Opening Balance				4.77 DR
01/07/2022	Fund Tax Finalisation			4.77	0.00 CR
05/10/2022	CSL USD 1.18, 0.118 FRANKED, 30% CTR, 1.062 CFI, DRP :		7.53		7.53 DR
30/06/2023	Closing Balance				7.53 DR
<b>Cti Logistics Limited</b>					
01/07/2022	Opening Balance				0.00
06/04/2023	CLX AUD 0.05 FRANKED, 30% CTR, DRP 2.5% DISC, BSP		96.43		96.43 DR
30/06/2023	Closing Balance				96.43 DR
<b>Data#3 Limited</b>					
01/07/2022	Opening Balance				136.71 DR
01/07/2022	Fund Tax Finalisation			136.71	0.00 CR
30/09/2022	DTL AUD 0.1065 FRANKED, 30% CTR		205.39		205.39 DR
31/03/2023	DTL AUD 0.1 FRANKED, 30% CTR		192.86		398.25 DR
30/06/2023	Closing Balance				398.25 DR
<b>Deterra Royalties Limited - Ordinary Fully Paid Deferred Settlement</b>					
01/07/2022	Opening Balance				103.68 DR
01/07/2022	Fund Tax Finalisation			103.68	0.00 CR
30/06/2023	Closing Balance				0.00
<b>Dicker Data Limited</b>					
01/07/2022	Opening Balance				660.04 DR
01/07/2022	Fund Tax Finalisation			660.04	0.00 CR
30/06/2023	Closing Balance				0.00
<b>Domino's Pizza Enterprises Limited</b>					
01/07/2022	Opening Balance				114.88 DR
01/07/2022	Fund Tax Finalisation			114.88	0.00 CR
30/06/2023	Closing Balance				0.00

**F J Super Fund**  
**General Ledger Account Movement**  
**For the period from 1 July 2022 to 30 June 2023**

Date	Description	Quantity	Debits	Credits	Balance
<b>Assets</b>					
<b>Elders Limited</b>					
01/07/2022	Opening Balance				0.00
16/12/2022	ELD AUD 0.084 FRANKED, 30% CTR, NIL CFI, DRP NIL DIS		72.00		72.00 DR
30/06/2023	Closing Balance				72.00 DR
<b>Emeco Holdings Limited</b>					
01/07/2022	Opening Balance				99.11 DR
01/07/2022	Fund Tax Finalisation			99.11	0.00 CR
30/06/2023	Closing Balance				0.00
<b>Fisher &amp; Paykel Healthcare Corporation Limited</b>					
01/07/2022	Opening Balance				23.47 DR
01/07/2022	Fund Tax Finalisation			23.47	0.00 CR
30/06/2023	Closing Balance				0.00
<b>Fortescue Metals Group Ltd</b>					
01/07/2022	Opening Balance				479.14 DR
01/07/2022	Fund Tax Finalisation			479.14	0.00 CR
29/03/2023	FMG AUD 0.75 FRANKED, 30% CTR, DRP NIL DISC		417.86		417.86 DR
30/06/2023	Closing Balance				417.86 DR
<b>G.U.D. Holdings Limited</b>					
01/07/2022	Opening Balance				246.86 DR
01/07/2022	Fund Tax Finalisation			246.86	0.00 CR
30/06/2023	Closing Balance				0.00
<b>Hansen Technologies Limited</b>					
01/07/2022	Opening Balance				0.00
21/09/2022	HSN AUD 0.015 FRANKED, 30% CTR, 0.035 CFI, DRP NIL D		28.93		28.93 DR
30/06/2023	Closing Balance				28.93 DR
<b>Iluka Resources Limited</b>					
01/07/2022	Opening Balance				216.00 DR
01/07/2022	Fund Tax Finalisation			216.00	0.00 CR
30/09/2022	ILU AUD 0.25 FRANKED, 30% CTR, DRP NIL DISC		385.71		385.71 DR
30/06/2023	Closing Balance				385.71 DR
<b>Inghams Group Limited</b>					
01/07/2022	Opening Balance				239.14 DR
01/07/2022	Fund Tax Finalisation			239.14	0.00 CR
30/06/2023	Closing Balance				0.00
<b>Integral Diagnostics Limited</b>					
01/07/2022	Opening Balance				159.00 DR
01/07/2022	Fund Tax Finalisation			159.00	0.00 CR
30/06/2023	Closing Balance				0.00
<b>IPH Limited</b>					
01/07/2022	Opening Balance				144.00 DR
01/07/2022	Fund Tax Finalisation			144.00	0.00 CR
30/06/2023	Closing Balance				0.00
<b>Ive Group Limited</b>					
01/07/2022	Opening Balance				1,062.86 DR
01/07/2022	Fund Tax Finalisation			1,062.86	0.00 CR
30/06/2023	Closing Balance				0.00

**F J Super Fund**  
**General Ledger Account Movement**  
**For the period from 1 July 2022 to 30 June 2023**

Date	Description	Quantity	Debits	Credits	Balance
<b>Assets</b>					
<b>Jb Hi-Fi Limited - Ordinary Fully Paid</b>					
01/07/2022	Opening Balance				636.42 DR
01/07/2022	Fund Tax Finalisation			636.42	0.00 CR
30/06/2023	Closing Balance				0.00
<b>Johns Lyng Group Limited</b>					
01/07/2022	Opening Balance				203.09 DR
01/07/2022	Fund Tax Finalisation			203.09	0.00 CR
30/06/2023	Closing Balance				0.00
<b>Lycopodium Limited</b>					
01/07/2022	Opening Balance				370.29 DR
01/07/2022	Fund Tax Finalisation			370.29	0.00 CR
07/10/2022	LYL AUD 0.36 FRANKED, 30% CTR		740.57		740.57 DR
06/04/2023	LYL AUD 0.36 FRANKED, 30% CTR		740.57		1,481.14 DR
30/06/2023	Closing Balance				1,481.14 DR
<b>McMillan Shakespeare Limited - Ordinary Fully Paid</b>					
01/07/2022	Opening Balance				0.00
10/11/2022	MMS AUD 0.74 FRANKED, 30% CTR		602.57		602.57 DR
24/03/2023	MMS AUD 0.58 FRANKED, 30% CTR		472.29		1,074.86 DR
30/06/2023	Closing Balance				1,074.86 DR
<b>Nick Scali Limited - Ordinary Fully Paid</b>					
01/07/2022	Opening Balance				0.00
24/10/2022	NCK AUD 0.35 FRANKED, 30% CTR		360.00		360.00 DR
28/03/2023	NCK AUD 0.4 FRANKED, 30% CTR		582.86		942.86 DR
30/06/2023	Closing Balance				942.86 DR
<b>Northern Star Resources Ltd</b>					
01/07/2022	Opening Balance				172.99 DR
01/07/2022	Fund Tax Finalisation			172.99	0.00 CR
30/06/2023	Closing Balance				0.00
<b>Pendal Group Limited</b>					
01/07/2022	Opening Balance				67.24 DR
01/07/2022	Fund Tax Finalisation			67.24	0.00 CR
30/06/2023	Closing Balance				0.00
<b>Pengana Capital Group Limited</b>					
01/07/2022	Opening Balance				0.00
16/03/2023	PCG AUD 0.02 FRANKED, 30% CTR, DRP SUSP		49.71		49.71 DR
30/06/2023	Closing Balance				49.71 DR
<b>Pinnacle Investment Management Group Limited</b>					
01/07/2022	Opening Balance				0.00
16/09/2022	PNI AUD 0.175 FRANKED, 30% CTR, DRP NIL DISC		168.75		168.75 DR
30/06/2023	Closing Balance				168.75 DR
<b>Platinum Asset Management Limited - Ordinary Fully Paid</b>					
01/07/2022	Opening Balance				0.00
17/03/2023	PTM AUD 0.07 FRANKED, 30% CTR, DRP SUSP		276.00		276.00 DR
30/06/2023	Closing Balance				276.00 DR
<b>Rea Group Ltd - Ordinary Fully Paid</b>					
01/07/2022	Opening Balance				0.00
15/09/2022	REA AUD 0.89 FRANKED, 30% CTR		76.29		76.29 DR
21/03/2023	REA AUD 0.75 FRANKED, 30% CTR		64.29		140.58 DR
30/06/2023	Closing Balance				140.58 DR

**F J Super Fund**  
**General Ledger Account Movement**  
**For the period from 1 July 2022 to 30 June 2023**

Date	Description	Quantity	Debits	Credits	Balance
<b>Assets</b>					
<b>Resimac Group Ltd</b>					
01/07/2022	Opening Balance				0.00
24/03/2023	RMC AUD 0.04 FRANKED, 30% CTR, DRP SUSP		274.29		274.29 DR
30/06/2023	Closing Balance				274.29 DR
<b>Rio Tinto Limited</b>					
01/07/2022	Opening Balance				1,304.85 DR
01/07/2022	Fund Tax Finalisation			1,304.85	0.00 CR
20/04/2023	RIO AUD 3.2649 FRANKED, 30% CTR, DRP NIL DISC		335.82		335.82 DR
30/06/2023	Closing Balance				335.82 DR
<b>Smartgroup Corporation Ltd</b>					
01/07/2022	Opening Balance				883.50 DR
01/07/2022	Fund Tax Finalisation			883.50	0.00 CR
23/03/2023	SIQ AUD 0.14 SPEC, 0.29 FRANKED, 30% CTR		397.71		397.71 DR
30/06/2023	Closing Balance				397.71 DR
<b>South32 Limited</b>					
01/07/2022	Opening Balance				0.00
06/04/2023	S32 USD 0.049, 0.049 FRANKED, 30% CTR		182.33		182.33 DR
30/06/2023	Closing Balance				182.33 DR
<b>Super Retail Group Limited</b>					
01/07/2022	Opening Balance				0.00
14/04/2023	SUL AUD 0.34 FRANKED, 30% CTR, DRP NIL DISC		349.71		349.71 DR
30/06/2023	Closing Balance				349.71 DR
<b>Telstra Corporation Limited. - Ordinary Fully Paid</b>					
01/07/2022	Opening Balance				432.00 DR
01/07/2022	Fund Tax Finalisation			432.00	0.00 CR
21/09/2022	TLS AUD 0.01 SPEC, 0.085 FRANKED, 30% CTR, DRP NIL I		229.50		229.50 DR
31/03/2023	TLS AUD 0.085 FRANKED, 30% CTR, DRP NIL DISC		229.50		459.00 DR
30/06/2023	Closing Balance				459.00 DR
<b>Vita Group Limited</b>					
01/07/2022	Opening Balance				205.71 DR
01/07/2022	Fund Tax Finalisation			205.71	0.00 CR
30/06/2023	Closing Balance				0.00
<b>Woodside Energy Group Ltd</b>					
01/07/2022	Opening Balance				0.00
06/10/2022	WDS USD 1.09, 1.09 FRANKED, 30% CTR, DRP NIL DISC		579.26		579.26 DR
05/04/2023	WDS USD 1.44, 1.44 FRANKED, 30% CTR, DRP SUSP		780.20		1,359.46 DR
30/06/2023	Closing Balance				1,359.46 DR
<b>Franking Credits - Stapled Securities</b>					
<b>Charter Hall Group - Stapled Securities Us Prohibited</b>					
01/07/2022	Opening Balance				0.00
29/12/2022	Distribution - Tax Statement		72.36		72.36 DR
30/06/2023	Closing Balance				72.36 DR
<b>Goodman Group - Fully Paid Ordinary/Units Stapled Securities</b>					
01/07/2022	Opening Balance				0.00
30/06/2023	Distribution - Tax Statement		1.03		1.03 DR
30/06/2023	Closing Balance				1.03 DR

**F J Super Fund**  
**General Ledger Account Movement**  
**For the period from 1 July 2022 to 30 June 2023**

Date	Description	Quantity	Debits	Credits	Balance
<b>Assets</b>					
<b>Foreign Tax Credits - Shares in Listed Companies</b>					
<b>Fisher &amp; Paykel Healthcare Corporation Limited</b>					
01/07/2022	Opening Balance				18.58 DR
01/07/2022	Fund Tax Finalisation			18.58	0.00 CR
30/06/2023	Closing Balance				0.00
<b>Foreign Tax Credits - Stapled Securities</b>					
<b>Goodman Group - Fully Paid Ordinary/Units Stapled Securities</b>					
01/07/2022	Opening Balance				0.00
30/06/2023	Distribution - Tax Statement		0.07		0.07 DR
30/06/2023	Closing Balance				0.07 DR
<b>Excessive Foreign Tax Credit Writeoff</b>					
01/07/2022	Opening Balance				5.88 CR
01/07/2022	Fund Tax Finalisation		5.88		0.00 CR
30/06/2023	Excessive foreign tax credit written off			0.02	0.02 CR
30/06/2023	Closing Balance				0.02 CR
<b>Income Tax Instalments Paid</b>					
01/07/2022	Opening Balance				5,769.00 DR
01/07/2022	Fund Tax Finalisation			5,769.00	0.00 CR
30/09/2022	NETBANK BPAY TAX OFFICE PAYMENTS		578.00		578.00 DR
31/12/2022	NETBANK BPAY TAX OFFICE PAYMENTS		578.00		1,156.00 DR
31/03/2023	NETBANK BPAY TAX OFFICE PAYMENTS		578.00		1,734.00 DR
30/06/2023	NETBANK BPAY TAX OFFICE PAYMENTS		1,551.00		3,285.00 DR
30/06/2023	Closing Balance				3,285.00 DR
<b>Liabilities</b>					
<b>Other Creditors and Accruals</b>					
<b>Accountancy Fee</b>					
01/07/2022	Opening Balance				0.00
22/05/2023	Transfer To Roach Bruce Consulting			3,190.00	3,190.00 CR
22/05/2023	Transfer To Roach Bruce Consulting		3,190.00		0.00 CR
30/06/2023	Closing Balance				0.00
<b>Actuarial Fee</b>					
01/07/2022	Opening Balance				0.00
03/05/2023	Transfer To Verus Actuaries NetBank			110.00	110.00 CR
03/05/2023	Transfer To Verus Actuaries NetBank		110.00		0.00 CR
30/06/2023	Closing Balance				0.00
<b>Auditor Fee</b>					
01/07/2022	Opening Balance				0.00
11/05/2023	Transfer To Super Audits NetBank Au			385.00	385.00 CR
11/05/2023	Transfer To Super Audits NetBank Au		385.00		0.00 CR
30/06/2023	Closing Balance				0.00
<b>Bank Fees - Cash At Bank</b>					
<b>CBA Direct Investment Account</b>					
01/07/2022	Opening Balance				0.00
01/07/2022	Paper Statement Fe			2.50	2.50 CR
01/07/2022	Paper Statement Fe		2.50		0.00 CR
01/01/2023	Paper Statement Fe			2.50	2.50 CR
01/01/2023	Paper Statement Fe		2.50		0.00 CR
30/06/2023	Closing Balance				0.00

**F J Super Fund**  
**General Ledger Account Movement**  
**For the period from 1 July 2022 to 30 June 2023**

Date	Description	Quantity	Debits	Credits	Balance
<b>Liabilities</b>					
<b>Fund Administration Fee</b>					
01/07/2022	Opening Balance				0.00
05/07/2022	Transfer To Weblink Systems NetBank			415.00	415.00 CR
05/07/2022	Transfer To Weblink Systems NetBank		415.00		0.00 CR
27/06/2023	Transfer To Weblink Systems NetBank		415.00		415.00 DR
30/06/2023	Closing Balance				415.00 DR
<b>SMSF Supervisory Levy</b>					
01/07/2022	Opening Balance				259.00 CR
16/05/2023	SMSF Supervisory Levy		259.00		0.00 CR
30/06/2023	SMSF Supervisory Levy			259.00	259.00 CR
30/06/2023	Closing Balance				259.00 CR
<b>Member Payments</b>					
<b>Pensions Paid - Mr Robert Finlay-Jones</b>					
<b>Pension 01.07.11</b>					
01/07/2022	Opening Balance				0.00
24/08/2022	Pension Drawdown - Net			10,000.00	10,000.00 CR
24/08/2022	Pension Drawdown - Paid		10,000.00		0.00 CR
30/11/2022	Pension Drawdown - Net			10,000.00	10,000.00 CR
30/11/2022	Pension Drawdown - Paid		10,000.00		0.00 CR
02/03/2023	Pension Drawdown - Net			10,000.00	10,000.00 CR
02/03/2023	Pension Drawdown - Paid		10,000.00		0.00 CR
18/04/2023	Pension Drawdown - Net			10,000.00	10,000.00 CR
18/04/2023	Pension Drawdown - Paid		10,000.00		0.00 CR
30/06/2023	Closing Balance				0.00
<b>Income Tax Suspense</b>					
01/07/2022	Opening Balance				0.00
16/05/2023	Fund Income Tax Payment			259.00	259.00 CR
16/05/2023	Fund Income Tax Payment			2,409.26	2,668.26 CR
16/05/2023	Fund Income Tax Payment		2,668.26		0.00 CR
30/06/2023	Closing Balance				0.00
<b>Other Taxes Payable</b>					
<b>Activity Statement Payable/Refundable</b>					
01/07/2022	Opening Balance				0.00
30/09/2022	NETBANK BPAY TAX OFFICE PAYMENTS			578.00	578.00 CR
02/10/2022	NETBANK BPAY TAX OFFICE PAYMENTS		578.00		0.00 CR
31/12/2022	NETBANK BPAY TAX OFFICE PAYMENTS			578.00	578.00 CR
07/02/2023	NETBANK BPAY TAX OFFICE PAYMENTS		578.00		0.00 CR
31/03/2023	NETBANK BPAY TAX OFFICE PAYMENTS			578.00	578.00 CR
03/05/2023	NETBANK BPAY TAX OFFICE PAYMENTS		578.00		0.00 CR
27/06/2023	NETBANK BPAY TAX OFFICE PAYMENTS		1,551.00		1,551.00 DR
30/06/2023	NETBANK BPAY TAX OFFICE PAYMENTS			1,551.00	0.00 CR
30/06/2023	Closing Balance				0.00
<b>Fund Suspense</b>					
<b>CBA Direct Investment Account</b>					
01/07/2022	Opening Balance				0.00
01/07/2022	Paper Statement Fe			2.50	2.50 CR
01/07/2022	Paper Statement Fe		2.50		0.00 CR
05/07/2022	Transfer To Weblink Systems NetBank			415.00	415.00 CR
05/07/2022	Transfer To Weblink Systems NetBank		415.00		0.00 CR
06/07/2022	COMMSEC COMMONWEALTH SEC			22,495.73	22,495.73 CR
06/07/2022	COMMSEC COMMONWEALTH SEC		22,495.73		0.00 CR
08/07/2022	QUICKSPR3246739368 QUICKSUPER			836.76	836.76 CR
08/07/2022	QUICKSPR3246739368 QUICKSUPER		836.76		0.00 CR
13/07/2022	COMMSEC COMMONWEALTH SEC			22,015.55	22,015.55 CR

**F J Super Fund**  
**General Ledger Account Movement**  
**For the period from 1 July 2022 to 30 June 2023**

Date	Description	Quantity	Debits	Credits	Balance
<b>Liabilities</b>					
13/07/2022	COMMSEC COMMONWEALTH SEC		22,015.55		0.00 CR
22/07/2022	QUICKSPR3257786638 QUICKSUPER			836.76	836.76 CR
22/07/2022	QUICKSPR3257786638 QUICKSUPER		836.76		0.00 CR
27/07/2022	COMMSEC COMMSEC SECURITI			10,009.95	10,009.95 CR
27/07/2022	COMMSEC COMMSEC SECURITI			26,693.54	36,703.49 CR
27/07/2022	COMMSEC COMMSEC SECURITI		17,047.83		19,655.66 CR
27/07/2022	COMMSEC COMMSEC SECURITI		19,655.66		0.00 CR
05/08/2022	PC010822-195002108 SuperChoice P-L			893.86	893.86 CR
05/08/2022	PC010822-195002108 SuperChoice P-L		893.86		0.00 CR
05/08/2022	PC010822-195002140 SuperChoice P-L			892.46	892.46 CR
05/08/2022	PC010822-195002140 SuperChoice P-L		892.46		0.00 CR
05/08/2022	QUICKSPR3268785389 QUICKSUPER			836.76	836.76 CR
05/08/2022	QUICKSPR3268785389 QUICKSUPER		836.76		0.00 CR
10/08/2022	COMMSEC COMMSEC SECURITI			25,065.09	25,065.09 CR
10/08/2022	COMMSEC COMMSEC SECURITI		25,065.09		0.00 CR
17/08/2022	COMMSEC COMMSEC SECURITI			24,995.73	24,995.73 CR
17/08/2022	COMMSEC COMMSEC SECURITI			25,208.24	50,203.97 CR
17/08/2022	COMMSEC COMMSEC SECURITI			25,404.99	75,608.96 CR
17/08/2022	COMMSEC COMMSEC SECURITI		75,608.96		0.00 CR
19/08/2022	QUICKSPR3279145310 QUICKSUPER			836.76	836.76 CR
19/08/2022	QUICKSPR3279145310 QUICKSUPER		836.76		0.00 CR
24/08/2022	COMMSEC COMMSEC SECURITI			25,428.90	25,428.90 CR
24/08/2022	COMMSEC COMMSEC SECURITI			25,541.61	50,970.51 CR
24/08/2022	COMMSEC COMMSEC SECURITI		50,970.51		0.00 CR
24/08/2022	Transfer to xx6393			10,000.00	10,000.00 CR
24/08/2022	Transfer to xx6393		10,000.00		0.00 CR
30/08/2022	ATO005000016873285 ATO			4,142.46	4,142.46 CR
30/08/2022	ATO005000016873285 ATO		4,142.46		0.00 CR
31/08/2022	COMMSEC COMMSEC SECURITI			15,599.95	15,599.95 CR
31/08/2022	COMMSEC COMMSEC SECURITI		15,599.95		0.00 CR
05/09/2022	QUICKSPR3291114879 QUICKSUPER			836.76	836.76 CR
05/09/2022	QUICKSPR3291114879 QUICKSUPER		836.76		0.00 CR
07/09/2022	22SEP-00802496 CODAN DIVIDEND			435.00	435.00 CR
07/09/2022	22SEP-00802496 CODAN DIVIDEND		435.00		0.00 CR
09/09/2022	COMMSEC COMMSEC SECURITI			24,881.95	24,881.95 CR
09/09/2022	COMMSEC COMMSEC SECURITI		24,881.95		0.00 CR
09/09/2022	SEP22-00801868 BABY BUNTING GRP			463.50	463.50 CR
09/09/2022	SEP22-00801868 BABY BUNTING GRP		463.50		0.00 CR
15/09/2022	001282424603 REA DIV			178.00	178.00 CR
15/09/2022	001282424603 REA DIV		178.00		0.00 CR
16/09/2022	PC120922-150219844 SuperChoice P-L			1,004.23	1,004.23 CR
16/09/2022	PC120922-150219844 SuperChoice P-L		1,004.23		0.00 CR
16/09/2022	PC120922-150219866 SuperChoice P-L			1,004.23	1,004.23 CR
16/09/2022	PC120922-150219866 SuperChoice P-L		1,004.23		0.00 CR
16/09/2022	QUICKSPR3300639343 QUICKSUPER			836.76	836.76 CR
16/09/2022	QUICKSPR3300639343 QUICKSUPER		836.76		0.00 CR
16/09/2022	SEP22-00801172 PINNACLE INVEST			393.75	393.75 CR
16/09/2022	SEP22-00801172 PINNACLE INVEST		393.75		0.00 CR
19/09/2022	COMMSEC COMMONWEALTH SEC			29,843.49	29,843.49 CR
19/09/2022	COMMSEC COMMONWEALTH SEC		8,675.05		21,168.44 CR
19/09/2022	COMMSEC COMMONWEALTH SEC		21,168.44		0.00 CR
20/09/2022	SEP22-00800397 BLX DIVIDEND			540.00	540.00 CR
20/09/2022	SEP22-00800397 BLX DIVIDEND		540.00		0.00 CR
21/09/2022	001282325094 TLS FNL DIV			535.50	535.50 CR
21/09/2022	001282325094 TLS FNL DIV		535.50		0.00 CR
21/09/2022	001284739747 HSN FNL DIV			225.00	225.00 CR
21/09/2022	001284739747 HSN FNL DIV		225.00		0.00 CR
21/09/2022	COMMSEC COMMONWEALTH SEC			20,801.80	20,801.80 CR
21/09/2022	COMMSEC COMMONWEALTH SEC		20,801.80		0.00 CR

**F J Super Fund**  
**General Ledger Account Movement**  
**For the period from 1 July 2022 to 30 June 2023**

Date	Description	Quantity	Debits	Credits	Balance
<b>Liabilities</b>					
28/09/2022	FIN22-01047611 COLES GROUP LTD			360.00	360.00 CR
28/09/2022	FIN22-01047611 COLES GROUP LTD		360.00		0.00 CR
30/09/2022	001284782178 DATA#3 FNL DIV			479.25	479.25 CR
30/09/2022	001284782178 DATA#3 FNL DIV		479.25		0.00 CR
30/09/2022	QUICKSPR3310770923 QUICKSUPER			836.76	836.76 CR
30/09/2022	QUICKSPR3310770923 QUICKSUPER		836.76		0.00 CR
30/09/2022	SEP22-00806881 ILUKA RESOURCES			900.00	900.00 CR
30/09/2022	SEP22-00806881 ILUKA RESOURCES		900.00		0.00 CR
01/10/2022	DEPOSIT INTEREST			660.67	660.67 CR
01/10/2022	DEPOSIT INTEREST		660.67		0.00 CR
02/10/2022	NETBANK BPAY TAX OFFICE PAYMENTS			578.00	578.00 CR
02/10/2022	NETBANK BPAY TAX OFFICE PAYMENTS		578.00		0.00 CR
05/10/2022	AUF22-00948882 CSL LTD DIVIDEND			175.83	175.83 CR
05/10/2022	AUF22-00948882 CSL LTD DIVIDEND		175.83		0.00 CR
05/10/2022	COMMSEC COMMONWEALTH SEC			18,489.01	18,489.01 CR
05/10/2022	COMMSEC COMMONWEALTH SEC		18,489.01		0.00 CR
06/10/2022	INT22-00728821 WOODSIDE			1,351.60	1,351.60 CR
06/10/2022	INT22-00728821 WOODSIDE		1,351.60		0.00 CR
07/10/2022	AUF22-00800517 LYCOPODIUM LTD			1,728.00	1,728.00 CR
07/10/2022	AUF22-00800517 LYCOPODIUM LTD		1,728.00		0.00 CR
21/10/2022	QUICKSPR3327755583 QUICKSUPER			836.76	836.76 CR
21/10/2022	QUICKSPR3327755583 QUICKSUPER		836.76		0.00 CR
24/10/2022	001284933896 NCK FNL DIV			840.00	840.00 CR
24/10/2022	001284933896 NCK FNL DIV		840.00		0.00 CR
01/11/2022	QUICKSPR3335915305 QUICKSUPER			836.76	836.76 CR
01/11/2022	QUICKSPR3335915305 QUICKSUPER		836.76		0.00 CR
02/11/2022	COMMSEC COMMONWEALTH SEC			5,027.97	5,027.97 CR
02/11/2022	COMMSEC COMMONWEALTH SEC			25,858.93	30,886.90 CR
02/11/2022	COMMSEC COMMONWEALTH SEC		30,886.90		0.00 CR
03/11/2022	ATO005000017236507 ATO			5,799.44	5,799.44 CR
03/11/2022	ATO005000017236507 ATO		5,799.44		0.00 CR
04/11/2022	PC311022-171347471 SuperChoice P-L			1,005.70	1,005.70 CR
04/11/2022	PC311022-171347471 SuperChoice P-L		1,005.70		0.00 CR
10/11/2022	NOV22-00801200 MMS PAYMENT			1,406.00	1,406.00 CR
10/11/2022	NOV22-00801200 MMS PAYMENT		1,406.00		0.00 CR
11/11/2022	QUICKSPR3343972471 QUICKSUPER			836.76	836.76 CR
11/11/2022	QUICKSPR3343972471 QUICKSUPER		836.76		0.00 CR
17/11/2022	COMMSEC COMMSEC SECURITI			25,397.63	25,397.63 CR
17/11/2022	COMMSEC COMMSEC SECURITI		25,397.63		0.00 CR
18/11/2022	PC141122-108165637 SuperChoice P-L			1,004.23	1,004.23 CR
18/11/2022	PC141122-108165637 SuperChoice P-L		1,004.23		0.00 CR
23/11/2022	COMMSEC COMMSEC SECURITI			24,290.50	24,290.50 CR
23/11/2022	COMMSEC COMMSEC SECURITI			25,108.21	49,398.71 CR
23/11/2022	COMMSEC COMMSEC SECURITI			25,130.60	74,529.31 CR
23/11/2022	COMMSEC COMMSEC SECURITI		74,529.31		0.00 CR
25/11/2022	QUICKSPR3354348842 QUICKSUPER			836.76	836.76 CR
25/11/2022	QUICKSPR3354348842 QUICKSUPER		836.76		0.00 CR
30/11/2022	COMMSEC COMMSEC SECURITI			24,729.95	24,729.95 CR
30/11/2022	COMMSEC COMMSEC SECURITI			24,905.11	49,635.06 CR
30/11/2022	COMMSEC COMMSEC SECURITI			25,009.37	74,644.43 CR
30/11/2022	COMMSEC COMMSEC SECURITI		74,644.43		0.00 CR
30/11/2022	RFJ pension Transfer to xx6393			10,000.00	10,000.00 CR
30/11/2022	RFJ pension Transfer to xx6393		10,000.00		0.00 CR
07/12/2022	COMMSEC COMMSEC SECURITI			24,984.73	24,984.73 CR
07/12/2022	COMMSEC COMMSEC SECURITI			24,998.95	49,983.68 CR
07/12/2022	COMMSEC COMMSEC SECURITI		49,983.68		0.00 CR
12/12/2022	QUICKSPR3366187832 QUICKSUPER			836.76	836.76 CR
12/12/2022	QUICKSPR3366187832 QUICKSUPER		836.76		0.00 CR
16/12/2022	S00014699295 ALS LIMITED			406.00	406.00 CR



**F J Super Fund**  
**General Ledger Account Movement**  
**For the period from 1 July 2022 to 30 June 2023**

<b>Date</b>	<b>Description</b>	<b>Quantity</b>	<b>Debits</b>	<b>Credits</b>	<b>Balance</b>
<b>Liabilities</b>					
16/12/2022	S00014699295 ALS LIMITED		406.00		0.00 CR
16/12/2022	S00014699295 ELDERS LIMITED			376.00	376.00 CR
16/12/2022	S00014699295 ELDERS LIMITED		376.00		0.00 CR
21/12/2022	QUICKSPR3372973006 QUICKSUPER			836.76	836.76 CR
21/12/2022	QUICKSPR3372973006 QUICKSUPER		836.76		0.00 CR
01/01/2023	DEPOSIT INTEREST			1,402.43	1,402.43 CR
01/01/2023	DEPOSIT INTEREST		1,402.43		0.00 CR
01/01/2023	Paper Statement Fe			2.50	2.50 CR
01/01/2023	Paper Statement Fe		2.50		0.00 CR
04/01/2023	QUICKSPR3380902080 QUICKSUPER			836.76	836.76 CR
04/01/2023	QUICKSPR3380902080 QUICKSUPER		836.76		0.00 CR
10/01/2023	PC040123-194641203 SuperChoice P-L			1,004.23	1,004.23 CR
10/01/2023	PC040123-194641203 SuperChoice P-L		1,004.23		0.00 CR
10/01/2023	PC040123-194641229 SuperChoice P-L			1,004.23	1,004.23 CR
10/01/2023	PC040123-194641229 SuperChoice P-L		1,004.23		0.00 CR
18/01/2023	COMMSEC COMMSEC SECURITI			20,076.72	20,076.72 CR
18/01/2023	COMMSEC COMMSEC SECURITI			20,183.93	40,260.65 CR
18/01/2023	COMMSEC COMMSEC SECURITI			20,845.82	61,106.47 CR
18/01/2023	COMMSEC COMMSEC SECURITI		61,106.47		0.00 CR
20/01/2023	QUICKSPR3392528949 QUICKSUPER			861.86	861.86 CR
20/01/2023	QUICKSPR3392528949 QUICKSUPER		861.86		0.00 CR
25/01/2023	COMMSEC COMMSEC SECURITI			21,133.35	21,133.35 CR
25/01/2023	COMMSEC COMMSEC SECURITI		21,133.35		0.00 CR
27/01/2023	COMMSEC COMMSEC SECURITI			8,637.45	8,637.45 CR
27/01/2023	COMMSEC COMMSEC SECURITI		8,637.45		0.00 CR
01/02/2023	COMMSEC COMMSEC SECURITI			20,145.36	20,145.36 CR
01/02/2023	COMMSEC COMMSEC SECURITI			20,412.90	40,558.26 CR
01/02/2023	COMMSEC COMMSEC SECURITI		40,558.26		0.00 CR
02/02/2023	ATO008000017694963 ATO			4,349.58	4,349.58 CR
02/02/2023	ATO008000017694963 ATO		4,349.58		0.00 CR
03/02/2023	QUICKSPR3402399792 QUICKSUPER			861.86	861.86 CR
03/02/2023	QUICKSPR3402399792 QUICKSUPER		861.86		0.00 CR
07/02/2023	NETBANK BPAY TAX OFFICE PAYMENTS			578.00	578.00 CR
07/02/2023	NETBANK BPAY TAX OFFICE PAYMENTS		578.00		0.00 CR
08/02/2023	COMMSEC COMMSEC SECURITI			9,581.49	9,581.49 CR
08/02/2023	COMMSEC COMMSEC SECURITI			11,148.90	20,730.39 CR
08/02/2023	COMMSEC COMMSEC SECURITI			20,293.35	41,023.74 CR
08/02/2023	COMMSEC COMMSEC SECURITI		41,023.74		0.00 CR
09/02/2023	COMMSEC COMMSEC SECURITI			714.46	714.46 CR
09/02/2023	COMMSEC COMMSEC SECURITI		714.46		0.00 CR
15/02/2023	COMMSEC COMMSEC SECURITI			20,337.95	20,337.95 CR
15/02/2023	COMMSEC COMMSEC SECURITI		20,337.95		0.00 CR
20/02/2023	QUICKSPR3414069750 QUICKSUPER			861.86	861.86 CR
20/02/2023	QUICKSPR3414069750 QUICKSUPER		861.86		0.00 CR
24/02/2023	PC200223-115860911 SuperChoice P-L			1,004.23	1,004.23 CR
24/02/2023	PC200223-115860911 SuperChoice P-L		1,004.23		0.00 CR
24/02/2023	PC200223-115860936 SuperChoice P-L			1,004.23	1,004.23 CR
24/02/2023	PC200223-115860936 SuperChoice P-L		1,004.23		0.00 CR
28/02/2023	001289724648 CHC DST			279.12	279.12 CR
28/02/2023	001289724648 CHC DST		279.12		0.00 CR
28/02/2023	FEB23-00821379 STOCKLAND LTD			755.20	755.20 CR
28/02/2023	FEB23-00821379 STOCKLAND LTD		755.20		0.00 CR
01/03/2023	COMMSEC COMMSEC SECURITI			20,221.95	20,221.95 CR
01/03/2023	COMMSEC COMMSEC SECURITI		20,221.95		0.00 CR
02/03/2023	Transfer to xx6393			10,000.00	10,000.00 CR
02/03/2023	Transfer to xx6393		10,000.00		0.00 CR
03/03/2023	QUICKSPR3423362332 QUICKSUPER			861.87	861.87 CR
03/03/2023	QUICKSPR3423362332 QUICKSUPER		861.87		0.00 CR
10/03/2023	23MAR-00802621 CODAN DIVIDEND			261.00	261.00 CR

**F J Super Fund**  
**General Ledger Account Movement**  
**For the period from 1 July 2022 to 30 June 2023**

<b>Date</b>	<b>Description</b>	<b>Quantity</b>	<b>Debits</b>	<b>Credits</b>	<b>Balance</b>
<b>Liabilities</b>					
10/03/2023	23MAR-00802621 CODAN DIVIDEND		261.00		0.00 CR
15/03/2023	COMMSEC COMMONWEALTH SEC			41,055.35	41,055.35 CR
15/03/2023	COMMSEC COMMONWEALTH SEC		7,660.19		33,395.16 CR
15/03/2023	COMMSEC COMMONWEALTH SEC		15,368.99		18,026.17 CR
15/03/2023	COMMSEC COMMONWEALTH SEC		18,026.17		0.00 CR
16/03/2023	MAR23-00800876 PCG DIVIDEND			116.00	116.00 CR
16/03/2023	MAR23-00800876 PCG DIVIDEND		116.00		0.00 CR
17/03/2023	MAR23-00800317 BLX DIVIDEND			464.40	464.40 CR
17/03/2023	MAR23-00800317 BLX DIVIDEND		464.40		0.00 CR
17/03/2023	MAR23-00806830 PTM DIVIDEND			644.00	644.00 CR
17/03/2023	MAR23-00806830 PTM DIVIDEND		644.00		0.00 CR
20/03/2023	PC140323-155056498 SuperChoice P-L			1,007.17	1,007.17 CR
20/03/2023	PC140323-155056498 SuperChoice P-L		1,007.17		0.00 CR
20/03/2023	QUICKSPR3434852479 QUICKSUPER			861.86	861.86 CR
20/03/2023	QUICKSPR3434852479 QUICKSUPER		861.86		0.00 CR
21/03/2023	001293884497 REA DIV			150.00	150.00 CR
21/03/2023	001293884497 REA DIV		150.00		0.00 CR
21/03/2023	COMMSEC COMMONWEALTH SEC			59,036.09	59,036.09 CR
21/03/2023	COMMSEC COMMONWEALTH SEC		15,501.43		43,534.66 CR
21/03/2023	COMMSEC COMMONWEALTH SEC		15,748.05		27,786.61 CR
21/03/2023	COMMSEC COMMONWEALTH SEC		27,786.61		0.00 CR
23/03/2023	001294484967 SIQ DIV			928.00	928.00 CR
23/03/2023	001294484967 SIQ DIV		928.00		0.00 CR
24/03/2023	MAR23-00800516 RESIMAC GROUP			640.00	640.00 CR
24/03/2023	MAR23-00800516 RESIMAC GROUP		640.00		0.00 CR
24/03/2023	MAR23-00801270 MMS PAYMENT			1,102.00	1,102.00 CR
24/03/2023	MAR23-00801270 MMS PAYMENT		1,102.00		0.00 CR
27/03/2023	S00014699295 Breville DIV			135.00	135.00 CR
27/03/2023	S00014699295 Breville DIV		135.00		0.00 CR
28/03/2023	001293931347 NCK DIV			1,360.00	1,360.00 CR
28/03/2023	001293931347 NCK DIV		1,360.00		0.00 CR
29/03/2023	001292113061 FMG DIVIDEND			975.00	975.00 CR
29/03/2023	001292113061 FMG DIVIDEND		975.00		0.00 CR
30/03/2023	001294473448 ALD DIV			1,007.50	1,007.50 CR
30/03/2023	001294473448 ALD DIV		1,007.50		0.00 CR
30/03/2023	AI387-00272920 BHP GROUP DIV			790.91	790.91 CR
30/03/2023	AI387-00272920 BHP GROUP DIV		790.91		0.00 CR
30/03/2023	INT23-01042881 COLES GROUP LTD			432.00	432.00 CR
30/03/2023	INT23-01042881 COLES GROUP LTD		432.00		0.00 CR
31/03/2023	001293294816 TLS ITM DIV			535.50	535.50 CR
31/03/2023	001293294816 TLS ITM DIV		535.50		0.00 CR
31/03/2023	001295014838 DATA#3 ITM DIV			450.00	450.00 CR
31/03/2023	001295014838 DATA#3 ITM DIV		450.00		0.00 CR
01/04/2023	DEPOSIT INTEREST			460.81	460.81 CR
01/04/2023	DEPOSIT INTEREST		460.81		0.00 CR
03/04/2023	QUICKSPR3445076459 QUICKSUPER			861.86	861.86 CR
03/04/2023	QUICKSPR3445076459 QUICKSUPER		861.86		0.00 CR
05/04/2023	23AUD-00847693 CSL LTD DIVIDEND			162.15	162.15 CR
05/04/2023	23AUD-00847693 CSL LTD DIVIDEND		162.15		0.00 CR
05/04/2023	FIN22-00740066 WOODSIDE			1,820.47	1,820.47 CR
05/04/2023	FIN22-00740066 WOODSIDE		1,820.47		0.00 CR
06/04/2023	AI013-00932102 SOUTH32 DIVIDEND			425.43	425.43 CR
06/04/2023	AI013-00932102 SOUTH32 DIVIDEND		425.43		0.00 CR
06/04/2023	AUF23-00800235 CTI DIVIDEND			225.00	225.00 CR
06/04/2023	AUF23-00800235 CTI DIVIDEND		225.00		0.00 CR
06/04/2023	INT23-00800633 LYCOPODIUM LTD			1,728.00	1,728.00 CR
06/04/2023	INT23-00800633 LYCOPODIUM LTD		1,728.00		0.00 CR
12/04/2023	COMMSEC COMMONWEALTH SEC			19,199.61	19,199.61 CR
12/04/2023	COMMSEC COMMONWEALTH SEC		19,199.61		0.00 CR

**F J Super Fund**  
**General Ledger Account Movement**  
**For the period from 1 July 2022 to 30 June 2023**

Date	Description	Quantity	Debits	Credits	Balance
<b>Liabilities</b>					
14/04/2023	001294599227 SUPER RETAIL DIV			816.00	816.00 CR
14/04/2023	001294599227 SUPER RETAIL DIV		816.00		0.00 CR
17/04/2023	QUICKSPR3455249058 QUICKSUPER			861.86	861.86 CR
17/04/2023	QUICKSPR3455249058 QUICKSUPER		861.86		0.00 CR
18/04/2023	RFJ Pension Transfer to xx6393			10,000.00	10,000.00 CR
18/04/2023	RFJ Pension Transfer to xx6393		10,000.00		0.00 CR
20/04/2023	AUF22-00119939 RIO TINTO LTD			783.58	783.58 CR
20/04/2023	AUF22-00119939 RIO TINTO LTD		783.58		0.00 CR
21/04/2023	APR23-00801902 ARB CORP LTD			192.00	192.00 CR
21/04/2023	APR23-00801902 ARB CORP LTD		192.00		0.00 CR
27/04/2023	PC200423-190237710 SuperChoice P-L			5,074.51	5,074.51 CR
27/04/2023	PC200423-190237710 SuperChoice P-L		5,074.51		0.00 CR
01/05/2023	QUICKSPR3465617261 QUICKSUPER			861.86	861.86 CR
01/05/2023	QUICKSPR3465617261 QUICKSUPER		861.86		0.00 CR
03/05/2023	NETBANK BPAY TAX OFFICE PAYMENTS			578.00	578.00 CR
03/05/2023	NETBANK BPAY TAX OFFICE PAYMENTS		578.00		0.00 CR
03/05/2023	Transfer To Verus Actuaries NetBank			110.00	110.00 CR
03/05/2023	Transfer To Verus Actuaries NetBank		110.00		0.00 CR
11/05/2023	Transfer To Super Audits NetBank Au			385.00	385.00 CR
11/05/2023	Transfer To Super Audits NetBank Au		385.00		0.00 CR
12/05/2023	QUICKSPR3475098500 QUICKSUPER			861.86	861.86 CR
12/05/2023	QUICKSPR3475098500 QUICKSUPER		861.86		0.00 CR
16/05/2023	ATO004000017631049 ATO			2,409.26	2,409.26 CR
16/05/2023	ATO004000017631049 ATO		2,409.26		0.00 CR
22/05/2023	Transfer To Roach Bruce Consulting			3,190.00	3,190.00 CR
22/05/2023	Transfer To Roach Bruce Consulting		3,190.00		0.00 CR
26/05/2023	QUICKSPR3485564062 QUICKSUPER			861.86	861.86 CR
26/05/2023	QUICKSPR3485564062 QUICKSUPER		861.86		0.00 CR
12/06/2023	QUICKSPR3497806963 QUICKSUPER			861.86	861.86 CR
12/06/2023	QUICKSPR3497806963 QUICKSUPER		861.86		0.00 CR
21/06/2023	PC140623-126230611 SuperChoice P-L			3,015.63	3,015.63 CR
21/06/2023	PC140623-126230611 SuperChoice P-L		3,015.63		0.00 CR
26/06/2023	QUICKSPR3508198208 QUICKSUPER			861.86	861.86 CR
26/06/2023	QUICKSPR3508198208 QUICKSUPER		861.86		0.00 CR
27/06/2023	NETBANK BPAY TAX OFFICE PAYMENTS			1,551.00	1,551.00 CR
27/06/2023	NETBANK BPAY TAX OFFICE PAYMENTS		1,551.00		0.00 CR
27/06/2023	Transfer To Weblink Systems NetBank			415.00	415.00 CR
27/06/2023	Transfer To Weblink Systems NetBank		415.00		0.00 CR
29/06/2023	COMMSEC COMMONWEALTH SEC			17,524.33	17,524.33 CR
29/06/2023	COMMSEC COMMONWEALTH SEC			20,608.95	38,133.28 CR
29/06/2023	COMMSEC COMMONWEALTH SEC		16,546.99		21,586.29 CR
29/06/2023	COMMSEC COMMONWEALTH SEC		21,586.29		0.00 CR
30/06/2023	Closing Balance				<b>0.00</b>

## Member Entitlements

### Member Entitlement Accounts

#### Mr Dominic Finlay-Jones

##### Accumulation

01/07/2022	Opening Balance				<b>209,071.69</b> CR
30/08/2022	Contribution Tax Withheld		621.37		208,450.32 CR
30/08/2022	Employer Contribution: THE TRUSTEE FOR FINFOX FAMILY			4,142.46	212,592.78 CR
03/11/2022	Contribution Tax Withheld		869.92		211,722.86 CR
03/11/2022	Employer Contribution: THE TRUSTEE FOR FINFOX FAMILY			5,799.44	217,522.30 CR
02/02/2023	ATO008000017694963 ATO			4,349.58	221,871.88 CR
02/02/2023	Contribution Tax Withheld		652.44		221,219.44 CR
27/04/2023	Contribution Tax Withheld		761.18		220,458.26 CR
27/04/2023	Employer Contribution: DFJ Architects			5,074.51	225,532.77 CR
30/06/2023	Contribution Tax			0.01	225,532.78 CR

**F J Super Fund**  
**General Ledger Account Movement**  
**For the period from 1 July 2022 to 30 June 2023**

Date	Description	Quantity	Debits	Credits	Balance
<b>Member Entitlements</b>					
30/06/2023	Income Taxes Allocated			1,483.08	227,015.86 CR
30/06/2023	Investment Profit or Loss			1,360.64	228,376.50 CR
<b>30/06/2023</b>	<b>Closing Balance</b>				<b>228,376.50 CR</b>
<b>Mr Robert Finlay-Jones</b>					
<b>Pension 01.07.11</b>					
<b>01/07/2022</b>	<b>Opening Balance</b>				<b>236,668.57 CR</b>
24/08/2022	Pension Drawdown - Gross		10,000.00		226,668.57 CR
30/11/2022	Pension Drawdown - Gross		10,000.00		216,668.57 CR
02/03/2023	Pension Drawdown - Gross		10,000.00		206,668.57 CR
18/04/2023	Pension Drawdown - Gross		10,000.00		196,668.57 CR
30/06/2023	Income Taxes Allocated			2,928.03	199,596.60 CR
30/06/2023	Investment Profit or Loss			1,357.14	200,953.74 CR
<b>30/06/2023</b>	<b>Closing Balance</b>				<b>200,953.74 CR</b>
<b>Pension 06.06.14</b>					
<b>01/07/2022</b>	<b>Opening Balance</b>				<b>0.47 CR</b>
30/06/2023	Investment Profit or Loss			0.01	0.48 CR
<b>30/06/2023</b>	<b>Closing Balance</b>				<b>0.48 CR</b>
<b>Ms Amy Finlay-Jones</b>					
<b>Accumulation</b>					
<b>01/07/2022</b>	<b>Opening Balance</b>				<b>105,081.03 CR</b>
08/07/2022	Contribution Tax Withheld		125.51		104,955.52 CR
08/07/2022	Employer Contribution: TELETHON KIDS INSTITUTE			836.76	105,792.28 CR
22/07/2022	Contribution Tax Withheld		125.51		105,666.77 CR
22/07/2022	Employer Contribution: TELETHON KIDS INSTITUTE			836.76	106,503.53 CR
05/08/2022	Contribution Tax Withheld		125.51		106,378.02 CR
05/08/2022	Employer Contribution: TELETHON KIDS INSTITUTE			836.76	107,214.78 CR
19/08/2022	Contribution Tax Withheld		125.51		107,089.27 CR
19/08/2022	Employer Contribution: TELETHON KIDS INSTITUTE			836.76	107,926.03 CR
05/09/2022	Contribution Tax Withheld		125.51		107,800.52 CR
05/09/2022	Employer Contribution: TELETHON KIDS INSTITUTE			836.76	108,637.28 CR
16/09/2022	Contribution Tax Withheld		125.51		108,511.77 CR
16/09/2022	Employer Contribution: TELETHON KIDS INSTITUTE			836.76	109,348.53 CR
30/09/2022	Contribution Tax Withheld		125.51		109,223.02 CR
30/09/2022	Employer Contribution: TELETHON KIDS INSTITUTE			836.76	110,059.78 CR
21/10/2022	Contribution Tax Withheld		125.51		109,934.27 CR
21/10/2022	Employer Contribution: TELETHON KIDS INSTITUTE			836.76	110,771.03 CR
01/11/2022	Contribution Tax Withheld		125.51		110,645.52 CR
01/11/2022	Employer Contribution: TELETHON KIDS INSTITUTE			836.76	111,482.28 CR
11/11/2022	Contribution Tax Withheld		125.51		111,356.77 CR
11/11/2022	Employer Contribution: TELETHON KIDS INSTITUTE			836.76	112,193.53 CR
25/11/2022	Contribution Tax Withheld		125.51		112,068.02 CR
25/11/2022	Employer Contribution: TELETHON KIDS INSTITUTE			836.76	112,904.78 CR
12/12/2022	Contribution Tax Withheld		125.51		112,779.27 CR
12/12/2022	Employer Contribution: TELETHON KIDS INSTITUTE			836.76	113,616.03 CR
21/12/2022	Contribution Tax Withheld		125.51		113,490.52 CR
21/12/2022	Employer Contribution: TELETHON KIDS INSTITUTE			836.76	114,327.28 CR
04/01/2023	Contribution Tax Withheld		125.51		114,201.77 CR
04/01/2023	Employer Contribution: TELETHON KIDS INSTITUTE			836.76	115,038.53 CR
20/01/2023	Contribution Tax Withheld		129.28		114,909.25 CR
20/01/2023	Employer Contribution: TELETHON KIDS INSTITUTE			861.86	115,771.11 CR
03/02/2023	Contribution Tax Withheld		129.28		115,641.83 CR
03/02/2023	Employer Contribution: TELETHON KIDS INSTITUTE			861.86	116,503.69 CR
20/02/2023	Contribution Tax Withheld		129.28		116,374.41 CR
20/02/2023	Employer Contribution: TELETHON KIDS INSTITUTE			861.86	117,236.27 CR
03/03/2023	Contribution Tax Withheld		129.28		117,106.99 CR
03/03/2023	Employer Contribution: TELETHON KIDS INSTITUTE			861.87	117,968.86 CR
20/03/2023	Contribution Tax Withheld		129.28		117,839.58 CR
20/03/2023	Employer Contribution: TELETHON KIDS INSTITUTE			861.86	118,701.44 CR

**F J Super Fund**  
**General Ledger Account Movement**  
**For the period from 1 July 2022 to 30 June 2023**

Date	Description	Quantity	Debits	Credits	Balance
<b>Member Entitlements</b>					
03/04/2023	Contribution Tax Withheld		129.28		118,572.16 CR
03/04/2023	Employer Contribution: TELETHON KIDS INSTITUTE			861.86	119,434.02 CR
17/04/2023	Contribution Tax Withheld		129.28		119,304.74 CR
17/04/2023	Employer Contribution: TELETHON KIDS INSTITUTE			861.86	120,166.60 CR
01/05/2023	Contribution Tax Withheld		129.28		120,037.32 CR
01/05/2023	Employer Contribution: TELETHON KIDS INSTITUTE			861.86	120,899.18 CR
12/05/2023	Contribution Tax Withheld		129.28		120,769.90 CR
12/05/2023	Employer Contribution: TELETHON KIDS INSTITUTE			861.86	121,631.76 CR
26/05/2023	Contribution Tax Withheld		129.28		121,502.48 CR
26/05/2023	Employer Contribution: TELETHON KIDS INSTITUTE			861.86	122,364.34 CR
12/06/2023	Contribution Tax Withheld		129.28		122,235.06 CR
12/06/2023	Employer Contribution: TELETHON KIDS INSTITUTE			861.86	123,096.92 CR
26/06/2023	Contribution Tax Withheld		129.28		122,967.64 CR
26/06/2023	Employer Contribution: TELETHON KIDS INSTITUTE			861.86	123,829.50 CR
30/06/2023	Contribution Tax		0.05		123,829.45 CR
30/06/2023	Income Taxes Allocated			779.58	124,609.03 CR
30/06/2023	Investment Profit or Loss			715.21	125,324.24 CR
<b>30/06/2023</b>	<b>Closing Balance</b>				<b>125,324.24 CR</b>
<b>Ms Zoe Finlay-Jones</b>					
<b>Accumulation</b>					
<b>01/07/2022</b>	<b>Opening Balance</b>				<b>271,862.89 CR</b>
05/08/2022	Contribution Tax Withheld		133.87		271,729.02 CR
05/08/2022	Contribution Tax Withheld		134.08		271,594.94 CR
05/08/2022	Employer Contribution: ADAPT by Design Pty Ltd			892.46	272,487.40 CR
05/08/2022	Employer Contribution: ADAPT by Design Pty Ltd			893.86	273,381.26 CR
16/09/2022	Contribution Tax Withheld		150.63		273,230.63 CR
16/09/2022	Contribution Tax Withheld		150.63		273,080.00 CR
16/09/2022	Employer Contribution: ADAPT by Design Pty Ltd			1,004.23	274,084.23 CR
16/09/2022	Employer Contribution: ADAPT by Design Pty Ltd			1,004.23	275,088.46 CR
04/11/2022	Contribution Tax Withheld		150.86		274,937.60 CR
04/11/2022	Employer Contribution: ADAPT by Design Pty Ltd			1,005.70	275,943.30 CR
18/11/2022	Contribution Tax Withheld		150.63		275,792.67 CR
18/11/2022	Employer Contribution: ADAPT by Design Pty Ltd			1,004.23	276,796.90 CR
10/01/2023	Contribution Tax Withheld		150.63		276,646.27 CR
10/01/2023	Contribution Tax Withheld		150.63		276,495.64 CR
10/01/2023	Employer Contribution: ADAPT by Design Pty Ltd			1,004.23	277,499.87 CR
10/01/2023	Employer Contribution: ADAPT by Design Pty Ltd			1,004.23	278,504.10 CR
24/02/2023	Contribution Tax Withheld		150.63		278,353.47 CR
24/02/2023	Contribution Tax Withheld		150.63		278,202.84 CR
24/02/2023	Employer Contribution: ADAPT by Design Pty Ltd			1,004.23	279,207.07 CR
24/02/2023	Employer Contribution: ADAPT by Design Pty Ltd			1,004.23	280,211.30 CR
20/03/2023	Contribution Tax Withheld		151.08		280,060.22 CR
20/03/2023	Employer Contribution: ADAPT by Design Pty Ltd			1,007.17	281,067.39 CR
21/06/2023	Contribution Tax Withheld		452.34		280,615.05 CR
21/06/2023	Employer Contribution: ADAPT by Design Pty Ltd			3,015.63	283,630.68 CR
30/06/2023	Contribution Tax		0.02		283,630.66 CR
30/06/2023	Income Taxes Allocated			1,891.09	285,521.75 CR
30/06/2023	Investment Profit or Loss			1,734.84	287,256.59 CR
<b>30/06/2023</b>	<b>Closing Balance</b>				<b>287,256.59 CR</b>

Client name	FJ SUPER FUND	Fin Accounts Prepared by	Fiona Ludlam
Client code	FJSF	Date prepared	13-Feb-2024
Year ended	30-Jun-2023	Reviewed by	
SRN/HIN	X0037145343	Date reviewed	
Postcode	5007	<a href="#">Back to Cover</a>	

	WP Ref	Amount	Percentage
CASH AT BANK	<a href="#">E</a>	226,876.81	26.95%
LISTED INVESTMENTS	<a href="#">E1</a>	611,500.40	72.65%
UNLISTED INVESTMENTS	<a href="#">E2</a>	-	0.00%
PROPERTY	<a href="#">E3</a>	-	0.00%
RECEIVABLES	<a href="#">E</a>	3,378.34	0.40%
OTHER ASSETS	<a href="#">E</a>	-	0.00%
		<b>\$ 841,755.55</b>	<b>100.00%</b>

Total Assets per Balance Sheet

841,755.55

Variance (must be nil)

0.00

**F J Super Fund**  
**Statement of Financial Position**  
**as at 30 June 2023**

	Note	2023 \$	2022 \$
<b>Assets</b>			
Investments			
Shares in Listed Companies	6A	565,638.40	241,792.30
Stapled Securities	6B	45,862.00	-
Other Assets			
Cash At Bank		226,876.81	578,483.60
Receivables		974.60	-
Current Tax Assets		2,403.74	2,667.75
<b>Total Assets</b>		<b>841,755.55</b>	<b>822,943.65</b>
<b>Liabilities</b>			
Other Creditors and Accruals		(156.00)	259.00
<b>Total Liabilities</b>		<b>(156.00)</b>	<b>259.00</b>
<b>Net Assets Available to Pay Benefits</b>		<b>841,911.55</b>	<b>822,684.65</b>
<i>Represented by:</i>			
<b>Liability for Accrued Benefits</b>	2		
Mr Dominic Finlay-Jones		228,376.50	209,071.69
Mr Robert Finlay-Jones		200,954.22	236,669.04
Ms Amy Finlay-Jones		125,324.24	105,081.03
Ms Zoe Finlay-Jones		287,256.59	271,862.89
<b>Total Liability for Accrued Benefits</b>		<b>841,911.55</b>	<b>822,684.65</b>

*The accompanying notes form part of these financial statements.  
This report should be read in conjunction with the accompanying compilation report.*

<b>Client name</b>	FJ SUPER FUND	<b>Fin Accounts Prepared by</b>	Fiona Ludlam
<b>Client code</b>	FJSF	<b>Date prepared</b>	13-Feb-2024
<b>Year ended</b>	30-Jun-2023	<b>Reviewed by</b>	
<b>SRN/HIN</b>	X0037145343	<b>Date reviewed</b>	
<b>Postcode</b>	5007	<a href="#">Back to Cover</a>	

Select a random sample of investments and from the sample selected:

- \* Agree name of holding and quantity of shares with Share Registry
- \* Obtain market price on balance date and agree market valuation to Broker/AFR
- \* Attach our valuation report and reconcile for differences
- \* Agree to minutes for proper authorisation
- \* Agree to source documents, bank statements and transfer forms
- \* Unrealised are properly recorded in financial report
- \* Disposals are at market value
- \* Investments are at armslength, in accordance with investment strategy and conform with sole purpose
- \* Attach all printed registries' confirmation

ASX Code	Company	Units Held	Market Price	Market Valuation
1	GMG GOODMAN GROUP	1,000	20.070	20,070.00
2	SGP STOCKLAND	6,400	4.030	25,792.00
3	NCK NICK SCALI LIMITED	3,400	9.110	30,974.00
4	LYL LYCOPODIUM LIMITED	4,800	10.580	50,784.00
5	BHP BHP GROUP LIMITED	580	44.990	26,094.20
6	WDS WOODSIDE ENERGY	845	34.440	29,101.80
7			-	-
8			-	-
9			-	-
10			-	-

**Total** 182,816.00

Sampling % 29.9%

**Reconciliation**

Roach & Bruce's Valuation	611,500.40	
Less Cash		611,500.40
Broker's Valuation	838,377.21	
Less Cash	226,876.81	611,500.40
Variance		<u><u>0.00</u></u>

Variance is explained by:

Item	Description	Account	Amount
1			
2			
3			
4			
5			
6			
			<u><u>0.00</u></u>

Balance should be nil **0.00**



**F J Super Fund**  
**Investment Summary as at 30 June 2023**

<b>Investment</b>	<b>Units</b>	<b>Average Cost Price</b>	<b>Market Price</b>	<b>Accounting Cost</b>	<b>Market Value</b>	<b>Unrealised Accounting Gain/(Loss)</b>	<b>Accounting Gain/(Loss) (%)</b>	<b>Portfolio Weight (%)</b>
<b><u>Bank</u></b>								
CBA Direct Investment Account				226,876.81	226,876.81			27.06%
				<b>226,876.81</b>	<b>226,876.81</b>			<b>27.06%</b>
<b><u>Listed Securities Market</u></b>								
Ampol Limited (ASX:ALD)	650.00000	31.2892	29.9400	20,337.95	19,461.00	(876.95)	(4.31)%	2.32%
Als Limited (ASX:ALQ)	2,000.00000	12.1453	11.1600	24,290.50	22,320.00	(1,970.50)	(8.11)%	2.66%
Beacon Minerals Limited (ASX:BCN)	700,000.00000	0.0298	0.0290	20,845.82	20,300.00	(545.82)	(2.62)%	2.42%
BHP Group Limited (ASX:BHP)	580.00000	43.3286	44.9900	25,130.60	26,094.20	963.60	3.83%	3.11%
Beacon Lighting Group Limited (ASX:BLX)	10,800.00000	2.3545	1.6400	25,428.90	17,712.00	(7,716.90)	(30.35)%	2.11%
Breville Group Limited - Ordinary Fully Paid (ASX:BRG)	900.00000	22.6810	19.9400	20,412.90	17,946.00	(2,466.90)	(12.09)%	2.14%
Codan Limited (ASX:CDA)	2,900.00000	8.7603	8.0300	25,404.99	23,287.00	(2,117.99)	(8.34)%	2.78%
Cti Logistics Limited (ASX:CLX)	4,500.00000	1.9194	1.6000	8,637.45	7,200.00	(1,437.45)	(16.64)%	0.86%
Coles Group Limited. (ASX:COL)	1,200.00000	16.8550	18.4200	20,225.95	22,104.00	1,878.05	9.29%	2.64%
Csl Limited - Ordinary Fully Paid (ASX:CSL)	100.00000	276.3185	277.3800	27,631.85	27,738.00	106.15	0.38%	3.31%
Data#3 Limited (ASX:DTL)	4,500.00000	5.9319	7.2000	26,693.54	32,400.00	5,706.46	21.38%	3.86%
Eden Energy Limited (ASX:EDE)	318,000.00000	0.0637	0.0035	20,261.90	1,113.00	(19,148.90)	(94.51)%	0.13%
Goodman Group - Fully Paid Ordinary/Units Stapled Securities (ASX:GMG)	1,000.00000	20.1454	20.0700	20,145.36	20,070.00	(75.36)	(0.37)%	2.39%
Gr Engineering Services Limited (ASX:GNG)	10,000.00000	2.0609	2.1400	20,608.95	21,400.00	791.05	3.84%	2.55%
Lycopodium Limited (ASX:LYL)	4,800.00000	5.3350	10.5800	25,608.07	50,784.00	25,175.93	98.31%	6.06%
McMillan Shakespeare Limited - Ordinary Fully Paid (ASX:MMS)	1,900.00000	13.2675	18.0600	25,208.24	34,314.00	9,105.76	36.12%	4.09%
Macquarie Group Limited (ASX:MQG)	140.00000	177.8936	177.6200	24,905.11	24,866.80	(38.31)	(0.15)%	2.97%
Nick Scali Limited - Ordinary Fully Paid (ASX:NCK)	3,400.00000	10.5973	9.1100	36,030.85	30,974.00	(5,056.85)	(14.03)%	3.69%
Rea Group Ltd - Ordinary Fully Paid (ASX:REA)	200.00000	127.7081	143.0300	25,541.61	28,606.00	3,064.39	12.00%	3.41%
Rio Tinto Limited (ASX:RIO)	240.00000	104.2057	114.6900	25,009.37	27,525.60	2,516.23	10.06%	3.28%
Stockland - Fully Paid Ordinary/Units Stapled Securities (ASX:SGP)	6,400.00000	3.9039	4.0300	24,984.73	25,792.00	807.27	3.23%	3.08%
Smartgroup Corporation Ltd (ASX:SIQ)	3,200.00000	6.3194	7.9200	20,221.95	25,344.00	5,122.05	25.33%	3.02%

**F J Super Fund**  
**Investment Summary as at 30 June 2023**

Investment	Units	Average Cost Price	Market Price	Accounting Cost	Market Value	Unrealised Accounting Gain/(Loss)	Accounting Gain/(Loss) (%)	Portfolio Weight (%)
<b><i>Listed Securities Market</i></b>								
Sierra Rutile Holdings Limited - Ordinary Fully Paid Deferred Settlement (ASX:SRX)	2,100.00000	0.1792	0.2500	376.23	525.00	148.77	39.54%	0.06%
Super Retail Group Limited (ASX:SUL)	2,400.00000	10.5823	11.4300	25,397.63	27,432.00	2,034.37	8.01%	3.27%
Telstra Corporation Limited. - Ordinary Fully Paid (ASX:TLS)	6,300.00000	3.2148	4.3000	20,252.95	27,090.00	6,837.05	33.76%	3.23%
Woodside Energy Group Ltd (ASX:WDS)	845.00000	32.9462	34.4400	27,839.54	29,101.80	1,262.26	4.53%	3.47%
				<b>587,432.94</b>	<b>611,500.40</b>	<b>24,067.46</b>	<b>4.10%</b>	<b>72.94%</b>
				<b>814,309.75</b>	<b>838,377.21</b>	<b>24,067.46</b>	<b>2.96%</b>	<b>100.00%</b>

The accounting cost is the original cost base adjusted by any subsequent capital call/improvement or capital return transactions. In many cases, it is not the same as the adjusted or reduced cost base, or the reset cost base resulting from the CGT relief. To view the tax cost base and unrealised gain/(loss) for tax purposes refer to the Unrealised Capital Gains Report or change the report parameter to tax cost base.

# Portfolio Valuation

30 JUNE 2023



SHARES - 4010484 - HIN 37145343

DR ROBERT ASTLEY FINLAY-JONES <FJ SUPER FUND A/C>

Portfolio	Units	Unit Price	Portfolio Value	% of Portfolio
ALD - AMPOL LIMITED FPO (ORDINARY FULLY PAID)	650	\$29.9400	\$19,461.00	2.32%
ALQ - ALS LTD FPO (ORDINARY FULLY PAID)	2,000	\$11.1600	\$22,320.00	2.66%
BCN - BEACON MINERALS FPO (ORDINARY FULLY PAID)	700,000	\$0.0290	\$20,300.00	2.42%
BHP - BHP GROUP LIMITED FPO (ORDINARY FULLY PAID)	580	\$44.9900	\$26,094.20	3.11%
BLX - BEACON LIGHTING GRP FPO (ORDINARY FULLY PAID)	10,800	\$1.6400	\$17,712.00	2.11%
BRG - BREVILLE GROUP LTD FPO (ORDINARY FULLY PAID)	900	\$19.9400	\$17,946.00	2.14%
CDA - CODAN LIMITED FPO (ORDINARY FULLY PAID)	2,900	\$8.0300	\$23,287.00	2.78%
CLX - CTI LOGISTICS FPO (ORDINARY FULLY PAID)	4,500	\$1.6000	\$7,200.00	0.86%
COL - COLES GROUP FPO (ORDINARY FULLY PAID)	1,200	\$18.4200	\$22,104.00	2.64%
CSL - CSL LIMITED FPO (ORDINARY FULLY PAID)	100	\$277.3800	\$27,738.00	3.31%
DTL - DATA#3 LIMITED FPO (ORDINARY FULLY PAID)	4,500	\$7.2000	\$32,400.00	3.86%
EDE - EDEN INV LTD FPO (ORDINARY FULLY PAID)	318,000	\$0.0035	\$1,113.00	0.13%
GMG - GOODMAN GROUP STAPLED (FULLY PAID ORDINARY/UNITS STAPLED SECURITIES)	1,000	\$20.0700	\$20,070.00	2.39%
GNG - GR ENGINEERING LTD FPO (ORDINARY FULLY PAID)	10,000	\$2.1400	\$21,400.00	2.55%
LYL - LYCOPODIUM LIMITED FPO (ORDINARY FULLY PAID)	4,800	\$10.5800	\$50,784.00	6.06%
MMS - MCMILLAN SHAKESPEARE FPO (ORDINARY FULLY PAID)	1,900	\$18.0600	\$34,314.00	4.09%
MQG - MACQUARIE GROUP LTD FPO (ORDINARY FULLY PAID)	140	\$177.6200	\$24,866.80	2.97%
NCK - NICK SCALI LIMITED FPO (ORDINARY FULLY PAID)	3,400	\$9.1100	\$30,974.00	3.69%
REA - REA GROUP FPO (ORDINARY FULLY PAID)	200	\$143.0300	\$28,606.00	3.41%
RIO - RIO TINTO LIMITED FPO (ORDINARY FULLY PAID)	240	\$114.6900	\$27,525.60	3.28%
SGP - STOCKLAND STAPLED (FULLY PAID ORDINARY/UNITS STAPLED SECURITIES)	6,400	\$4.0300	\$25,792.00	3.08%
SIQ - SMARTGRP CORPORATION FPO (ORDINARY FULLY PAID)	3,200	\$7.9200	\$25,344.00	3.02%
SRX - SIERRA RUTILE FPO (ORDINARY FULLY PAID)	2,100	\$0.2500	\$525.00	0.06%
SUL - SUPER RET REP LTD FPO (ORDINARY FULLY PAID)	2,400	\$11.4300	\$27,432.00	3.27%
TLS - TELSTRA GROUP FPO (ORDINARY FULLY PAID)	6,300	\$4.3000	\$27,090.00	3.23%
WDS - WOODSIDE ENERGY FPO (ORDINARY FULLY PAID)	845	\$34.4400	\$29,101.80	3.47%
		<b>Sub Total</b>	<b>\$611,500.40</b>	<b>72.94%</b>

Cash Accounts	Portfolio Value	% of Portfolio
CDIA - 06500010783097	\$226,876.81	27.06%
	<b>TOTAL</b>	<b>\$838,377.21 100.00%</b>

# Transaction Summary

1 JULY 2022 - 30 JUNE 2023



DR ROBERT ASTLEY FINLAY-JONES <FJ SUPER FUND A/C>

SHARES - 4010484 - HIN 37145343

Total Buys and Sells	2022 - 2023 Financial Year
Total Buys (inc. Brokerage + GST)	\$713,586.51
Total Sells (inc. Brokerage + GST)	\$321,612.47

## ADH - ADAIRS LIMITED FPO (ORDINARY FULLY PAID)

Date	Type	Quantity	Unit Price	Trade Value	Brokerage+GST	GST	CNote	Total Value
17-Mar-2023	Sell	-7,000	\$2.2188	-\$15,531.38	\$29.95	\$2.72	141684263	-\$15,501.43
16-Jan-2023	Buy	7,000	\$2.8791	\$20,153.98	\$29.95	\$2.72	140097745	\$20,183.93
<b>Sub Total</b>					<b>\$59.90</b>	<b>\$5.44</b>		<b>\$4,682.50</b>

## ALD - AMPOL LIMITED FPO (ORDINARY FULLY PAID)

Date	Type	Quantity	Unit Price	Trade Value	Brokerage+GST	GST	CNote	Total Value
13-Feb-2023	Buy	650	\$31.2431	\$20,308.00	\$29.95	\$2.72	140799972	\$20,337.95
<b>Sub Total</b>					<b>\$29.95</b>	<b>\$2.72</b>		<b>\$20,337.95</b>

## ALQ - ALS LTD FPO (ORDINARY FULLY PAID)

Date	Type	Quantity	Unit Price	Trade Value	Brokerage+GST	GST	CNote	Total Value
21-Nov-2022	Buy	2,000	\$12.1303	\$24,260.55	\$29.95	\$2.72	138848777	\$24,290.50
<b>Sub Total</b>					<b>\$29.95</b>	<b>\$2.72</b>		<b>\$24,290.50</b>

## ARB - ARB CORPORATION. FPO (ORDINARY FULLY PAID)

Date	Type	Quantity	Unit Price	Trade Value	Brokerage+GST	GST	CNote	Total Value
27-Jun-2023	Sell	-600	\$27.6282	-\$16,576.94	\$29.95	\$2.72	143982627	-\$16,546.99
06-Feb-2023	Buy	600	\$33.7723	\$20,263.40	\$29.95	\$2.72	140628215	\$20,293.35
<b>Sub Total</b>					<b>\$59.90</b>	<b>\$5.44</b>		<b>\$3,746.36</b>

## AVA - AVA RISK GROUP LTD FPO (ORDINARY FULLY PAID)

Date	Type	Quantity	Unit Price	Trade Value	Brokerage+GST	GST	CNote	Total Value
15-Sep-2022	Sell	-37,000	\$.2350	-\$8,695.00	\$19.95	\$1.81	137039945	-\$8,675.05
25-Jul-2022	Buy	37,000	\$.2700	\$9,990.00	\$19.95	\$1.81	135450456	\$10,009.95
<b>Sub Total</b>					<b>\$39.90</b>	<b>\$3.62</b>		<b>\$1,334.90</b>

## BBN - BABY BUNTING GRP LTD FPO (ORDINARY FULLY PAID)

Date	Type	Quantity	Unit Price	Trade Value	Brokerage+GST	GST	CNote	Total Value
19-Sep-2022	Sell	-5,150	\$4.0450	-\$20,831.75	\$29.95	\$2.72	137134223	-\$20,801.80
08-Aug-2022	Buy	5,150	\$4.8612	\$25,035.05	\$30.04	\$2.73	135852183	\$25,065.09
<b>Sub Total</b>					<b>\$59.99</b>	<b>\$5.45</b>		<b>\$4,263.29</b>

# Transaction Summary

1 JULY 2022 - 30 JUNE 2023



## BCN - BEACON MINERALS FPO (ORDINARY FULLY PAID)

Date	Type	Quantity	Unit Price	Trade Value	Brokerage+GST	GST	CNote	Total Value
16-Jan-2023	Buy	700,000	\$0.0297	\$20,815.87	\$29.95	\$2.72	140098801	\$20,845.82
<b>Sub Total</b>					<b>\$29.95</b>	<b>\$2.72</b>		<b>\$20,845.82</b>

## BHP - BHP GROUP LIMITED FPO (ORDINARY FULLY PAID)

Date	Type	Quantity	Unit Price	Trade Value	Brokerage+GST	GST	CNote	Total Value
21-Nov-2022	Buy	580	\$43.2767	\$25,100.48	\$30.12	\$2.74	138848609	\$25,130.60
25-Jul-2022	Sell	-530	\$37.1427	-\$19,685.61	\$29.95	\$2.72	135450111	-\$19,655.66
<b>Sub Total</b>					<b>\$60.07</b>	<b>\$5.46</b>		<b>\$5,474.94</b>

## BLX - BEACON LIGHTING GRP FPO (ORDINARY FULLY PAID)

Date	Type	Quantity	Unit Price	Trade Value	Brokerage+GST	GST	CNote	Total Value
22-Aug-2022	Buy	10,800	\$2.3517	\$25,398.42	\$30.48	\$2.77	136263609	\$25,428.90
<b>Sub Total</b>					<b>\$30.48</b>	<b>\$2.77</b>		<b>\$25,428.90</b>

## BRG - BREVILLE GROUP LTD FPO (ORDINARY FULLY PAID)

Date	Type	Quantity	Unit Price	Trade Value	Brokerage+GST	GST	CNote	Total Value
30-Jan-2023	Buy	900	\$22.6477	\$20,382.95	\$29.95	\$2.72	140414371	\$20,412.90
<b>Sub Total</b>					<b>\$29.95</b>	<b>\$2.72</b>		<b>\$20,412.90</b>

## CDA - CODAN LIMITED FPO (ORDINARY FULLY PAID)

Date	Type	Quantity	Unit Price	Trade Value	Brokerage+GST	GST	CNote	Total Value
15-Aug-2022	Buy	2,900	\$8.7498	\$25,374.54	\$30.45	\$2.77	136047391	\$25,404.99
<b>Sub Total</b>					<b>\$30.45</b>	<b>\$2.77</b>		<b>\$25,404.99</b>

## CHC - CHARTER HALL GROUP STP FORUS (STAPLED SECURITIES US PROHIBITED)

Date	Type	Quantity	Unit Price	Trade Value	Brokerage+GST	GST	CNote	Total Value
06-Apr-2023	Sell	-1,800	\$10.6831	-\$19,229.56	\$29.95	\$2.72	142139710	-\$19,199.61
21-Nov-2022	Buy	1,800	\$13.9323	\$25,078.11	\$30.10	\$2.74	138848895	\$25,108.21
<b>Sub Total</b>					<b>\$60.05</b>	<b>\$5.46</b>		<b>\$5,908.60</b>

## CLX - CTI LOGISTICS FPO (ORDINARY FULLY PAID)

Date	Type	Quantity	Unit Price	Trade Value	Brokerage+GST	GST	CNote	Total Value
24-Jan-2023	Buy	4,500	\$1.9150	\$8,617.50	\$19.95	\$1.81	140297806	\$8,637.45
<b>Sub Total</b>					<b>\$19.95</b>	<b>\$1.81</b>		<b>\$8,637.45</b>

# Transaction Summary

1 JULY 2022 - 30 JUNE 2023



## DTL - DATA#3 LIMITED FPO (ORDINARY FULLY PAID)

Date	Type	Quantity	Unit Price	Trade Value	Brokerage+GST	GST	CNote	Total Value
25-Jul-2022	Buy	4,500	\$5.9248	\$26,661.54	\$32.00	\$2.91	135450333	\$26,693.54
<b>Sub Total</b>					<b>\$32.00</b>	<b>\$2.91</b>		<b>\$26,693.54</b>

## ELD - ELDERS LIMITED FPO (ORDINARY FULLY PAID)

Date	Type	Quantity	Unit Price	Trade Value	Brokerage+GST	GST	CNote	Total Value
13-Mar-2023	Sell	-2,000	\$9.0281	-\$18,056.12	\$29.95	\$2.72	141506709	-\$18,026.17
31-Oct-2022	Buy	2,000	\$12.9140	\$25,827.93	\$31.00	\$2.82	138236547	\$25,858.93
<b>Sub Total</b>					<b>\$60.95</b>	<b>\$5.54</b>		<b>\$7,832.76</b>

## FMG - FORTESCUE METALS GRP FPO (ORDINARY FULLY PAID)

Date	Type	Quantity	Unit Price	Trade Value	Brokerage+GST	GST	CNote	Total Value
17-Mar-2023	Sell	-1,300	\$21.4000	-\$27,820.00	\$33.39	\$3.04	141683782	-\$27,786.61
28-Nov-2022	Buy	1,300	\$19.0000	\$24,700.00	\$29.95	\$2.72	139027797	\$24,729.95
04-Jul-2022	Sell	-1,300	\$17.3274	-\$22,525.68	\$29.95	\$2.72	134951707	-\$22,495.73
<b>Sub Total</b>					<b>\$93.29</b>	<b>\$8.48</b>		<b>-\$25,552.39</b>

## GMG - GOODMAN GROUP STAPLED (FULLY PAID ORDINARY/UNITS STAPLED SECURITIES)

Date	Type	Quantity	Unit Price	Trade Value	Brokerage+GST	GST	CNote	Total Value
30-Jan-2023	Buy	1,000	\$20.1154	\$20,115.41	\$29.95	\$2.72	140414947	\$20,145.36
<b>Sub Total</b>					<b>\$29.95</b>	<b>\$2.72</b>		<b>\$20,145.36</b>

## GNG - GR ENGINEERING LTD FPO (ORDINARY FULLY PAID)

Date	Type	Quantity	Unit Price	Trade Value	Brokerage+GST	GST	CNote	Total Value
27-Jun-2023	Buy	10,000	\$2.0579	\$20,579.00	\$29.95	\$2.72	143983041	\$20,608.95
<b>Sub Total</b>					<b>\$29.95</b>	<b>\$2.72</b>		<b>\$20,608.95</b>

## HSN - HANSEN TECHNOLOGIES FPO (ORDINARY FULLY PAID)

Date	Type	Quantity	Unit Price	Trade Value	Brokerage+GST	GST	CNote	Total Value
15-Sep-2022	Sell	-4,500	\$4.7108	-\$21,198.39	\$29.95	\$2.72	137042796	-\$21,168.44
<b>Sub Total</b>					<b>\$29.95</b>	<b>\$2.72</b>		<b>-\$21,168.44</b>

## ILU - ILUKA RESOURCES FPO (ORDINARY FULLY PAID)

Date	Type	Quantity	Unit Price	Trade Value	Brokerage+GST	GST	CNote	Total Value
31-Oct-2022	Sell	-3,600	\$8.5900	-\$30,924.00	\$37.10	\$3.37	138246769	-\$30,886.90
29-Aug-2022	Buy	1,500	\$10.3800	\$15,570.00	\$29.95	\$2.72	136495210	\$15,599.95
<b>Sub Total</b>					<b>\$67.05</b>	<b>\$6.09</b>		<b>-\$15,286.95</b>

# Transaction Summary

1 JULY 2022 - 30 JUNE 2023



## MMS - MCMILLAN SHAKESPEARE FPO (ORDINARY FULLY PAID)

Date	Type	Quantity	Unit Price	Trade Value	Brokerage+GST	GST	CNote	Total Value
15-Aug-2022	Buy	1,900	\$13.2516	\$25,178.02	\$30.22	\$2.75	136049916	\$25,208.24
<b>Sub Total</b>					<b>\$30.22</b>	<b>\$2.75</b>		<b>\$25,208.24</b>

## MQG - MACQUARIE GROUP LTD FPO (ORDINARY FULLY PAID)

Date	Type	Quantity	Unit Price	Trade Value	Brokerage+GST	GST	CNote	Total Value
28-Nov-2022	Buy	140	\$177.6797	\$24,875.16	\$29.95	\$2.72	139027684	\$24,905.11
<b>Sub Total</b>					<b>\$29.95</b>	<b>\$2.72</b>		<b>\$24,905.11</b>

## NCK - NICK SCALI LIMITED FPO (ORDINARY FULLY PAID)

Date	Type	Quantity	Unit Price	Trade Value	Brokerage+GST	GST	CNote	Total Value
06-Feb-2023	Buy	1,000	\$11.1190	\$11,118.95	\$29.95	\$2.72	140628625	\$11,148.90
07-Sep-2022	Buy	2,400	\$10.3550	\$24,852.00	\$29.95	\$2.72	136810642	\$24,881.95
<b>Sub Total</b>					<b>\$59.90</b>	<b>\$5.44</b>		<b>\$36,030.85</b>

## PCG - PENGANA CAPITAL FPO (ORDINARY FULLY PAID)

Date	Type	Quantity	Unit Price	Trade Value	Brokerage+GST	GST	CNote	Total Value
13-Mar-2023	Sell	-5,800	\$1.3242	-\$7,680.14	\$19.95	\$1.81	141504586	-\$7,660.19
07-Feb-2023	Buy	398	\$1.7700	\$704.46	\$10.00	\$0.91	140655301	\$714.46
06-Feb-2023	Buy	5,402	\$1.7700	\$9,561.54	\$19.95	\$1.81	140650841	\$9,581.49
<b>Sub Total</b>					<b>\$49.90</b>	<b>\$4.53</b>		<b>\$2,635.76</b>

## PNI - PINNACLE INVESTMENT FPO (ORDINARY FULLY PAID)

Date	Type	Quantity	Unit Price	Trade Value	Brokerage+GST	GST	CNote	Total Value
03-Oct-2022	Sell	-2,250	\$8.2306	-\$18,518.96	\$29.95	\$2.72	137520289	-\$18,489.01
15-Aug-2022	Buy	2,250	\$11.0959	\$24,965.78	\$29.95	\$2.72	136049080	\$24,995.73
<b>Sub Total</b>					<b>\$59.90</b>	<b>\$5.44</b>		<b>\$6,506.72</b>

## PTM - PLATINUM ASSET FPO (ORDINARY FULLY PAID)

Date	Type	Quantity	Unit Price	Trade Value	Brokerage+GST	GST	CNote	Total Value
17-Mar-2023	Sell	-9,200	\$1.7150	-\$15,778.00	\$29.95	\$2.72	141684160	-\$15,748.05
16-Jan-2023	Buy	9,200	\$2.1790	\$20,046.77	\$29.95	\$2.72	140098115	\$20,076.72
<b>Sub Total</b>					<b>\$59.90</b>	<b>\$5.44</b>		<b>\$4,328.67</b>

## REA - REA GROUP FPO (ORDINARY FULLY PAID)

Date	Type	Quantity	Unit Price	Trade Value	Brokerage+GST	GST	CNote	Total Value
22-Aug-2022	Buy	200	\$127.5550	\$25,511.00	\$30.61	\$2.78	136268458	\$25,541.61
<b>Sub Total</b>					<b>\$30.61</b>	<b>\$2.78</b>		<b>\$25,541.61</b>

# Transaction Summary

1 JULY 2022 - 30 JUNE 2023



## RIO - RIO TINTO LIMITED FPO (ORDINARY FULLY PAID)

Date	Type	Quantity	Unit Price	Trade Value	Brokerage+GST	GST	CNote	Total Value
28-Nov-2022	Buy	240	\$104.0809	\$24,979.42	\$29.95	\$2.72	139027870	\$25,009.37
11-Jul-2022	Sell	-230	\$95.8500	-\$22,045.50	\$29.95	\$2.72	135111783	-\$22,015.55
<b>Sub Total</b>					<b>\$59.90</b>	<b>\$5.44</b>		<b>\$2,993.82</b>

## RMC - RESIMAC GRP LTD FPO (ORDINARY FULLY PAID)

Date	Type	Quantity	Unit Price	Trade Value	Brokerage+GST	GST	CNote	Total Value
13-Mar-2023	Sell	-16,000	\$ .9624	-\$15,398.94	\$29.95	\$2.72	141504072	-\$15,368.99
23-Jan-2023	Buy	16,000	\$1.3190	\$21,103.40	\$29.95	\$2.72	140265758	\$21,133.35
<b>Sub Total</b>					<b>\$59.90</b>	<b>\$5.44</b>		<b>\$5,764.36</b>

## S32 - SOUTH32 LIMITED FPO (ORDINARY FULLY PAID)

Date	Type	Quantity	Unit Price	Trade Value	Brokerage+GST	GST	CNote	Total Value
27-Jun-2023	Sell	-5,800	\$3.7269	-\$21,616.24	\$29.95	\$2.72	143982577	-\$21,586.29
05-Dec-2022	Buy	5,800	\$4.3050	\$24,969.00	\$29.95	\$2.72	139205513	\$24,998.95
<b>Sub Total</b>					<b>\$59.90</b>	<b>\$5.44</b>		<b>\$3,412.66</b>

## SGP - STOCKLAND STAPLED (FULLY PAID ORDINARY/UNITS STAPLED SECURITIES)

Date	Type	Quantity	Unit Price	Trade Value	Brokerage+GST	GST	CNote	Total Value
05-Dec-2022	Buy	6,400	\$3.8992	\$24,954.78	\$29.95	\$2.72	139205358	\$24,984.73
<b>Sub Total</b>					<b>\$29.95</b>	<b>\$2.72</b>		<b>\$24,984.73</b>

## SIQ - SMARTGRP CORPORATION FPO (ORDINARY FULLY PAID)

Date	Type	Quantity	Unit Price	Trade Value	Brokerage+GST	GST	CNote	Total Value
27-Feb-2023	Buy	3,200	\$6.3100	\$20,192.00	\$29.95	\$2.72	141178337	\$20,221.95
<b>Sub Total</b>					<b>\$29.95</b>	<b>\$2.72</b>		<b>\$20,221.95</b>

## SUL - SUPER RET REP LTD FPO (ORDINARY FULLY PAID)

Date	Type	Quantity	Unit Price	Trade Value	Brokerage+GST	GST	CNote	Total Value
15-Nov-2022	Buy	2,400	\$10.5697	\$25,367.19	\$30.44	\$2.77	138695000	\$25,397.63
<b>Sub Total</b>					<b>\$30.44</b>	<b>\$2.77</b>		<b>\$25,397.63</b>



## Transactions

### GOODMAN GROUP

#### Recent Transactions

**Dr Robert Astley Finlay-Jones X\*\*\*\*\*5343**

TRIPLE STAPLED SECURITIES

<b>Date</b>	<b>Transaction</b>	<b>Movement</b>	<b>Running balance</b>
22/08/2023	CHESS DAILY MOVEMENT DOWN	-1000	0
1/02/2023	CHESS DAILY MOVEMENT UP	+1000	1000

## Transactions

### STOCKLAND CORPORATION LTD

#### Recent Transactions

**Dr Robert Astley Finlay-Jones X\*\*\*\*\*5343**

FULLY PAID STAPLED SECURITIES

<b>Date</b>	<b>Transaction</b>	<b>Movement</b>	<b>Running balance</b>
31/10/2023	CHESS DAILY MOVEMENT DOWN	-6400	0
7/12/2022	CHESS DAILY MOVEMENT UP	+6400	6400

## Transaction History

◀ View: NCK, X\*\*\*\*\*5343 (DR ROBERT ASTLEY FINLAY-JONES <FJ SUPER FUND A/C>)

Date range from (dd/mm/yyyy)   to (dd/mm/yyyy)  

Displaying Transaction History from 30 Jan 2022 to 30 Jan 2024

Holding Number	Security Code	Date	Transaction	Change	Running Balance
<a href="#">X*****5343</a>	<a href="#">NCK</a>	08/02/2023	Holding Net Movement (CHESS 510)	1,000	3,400
<a href="#">X*****5343</a>	<a href="#">NCK</a>	09/09/2022	Holding Net Movement (CHESS 510)	2,400	2,400

Viewing 1 - 2 of 2

All material copyright © 2024 Link Market Services Limited

Ask us now 

## Transactions

### LYCOPODIUM LIMITED

#### Recent Transactions

#### Dr Robert Astley Finlay-Jones X\*\*\*\*\*5343

ORDINARY FULLY PAID SHARES

Date	Transaction	Movement	Running balance
24/08/2023	CHESS DAILY MOVEMENT UP	+1000	5800
3/12/2021	CHESS DAILY MOVEMENT UP	+1692	4800
2/12/2021	CHESS DAILY MOVEMENT UP	+3108	3108

## Transactions

### BHP GROUP LIMITED

#### Recent Transactions

#### Dr Robert Astley Finlay-Jones X\*\*\*\*\*5343

ORDINARY FULLY PAID SHARES

Date	Transaction	Movement	Running balance
23/11/2022	CHESS DAILY MOVEMENT UP	+580	580
26/07/2022	CHESS DAILY MOVEMENT DOWN	-530	0
19/01/2022	CHESS DAILY MOVEMENT UP	+530	530
21/09/2021	CHESS DAILY MOVEMENT DOWN	-550	0
17/06/2020	CHESS DAILY MOVEMENT UP	+550	550

## Transactions

### WOODSIDE ENERGY GROUP LTD

#### Recent Transactions

#### Dr Robert Astley Finlay-Jones X\*\*\*\*\*5343

ORDINARY FULLY PAID SHARES

Date	Transaction	Movement	Running balance
1/06/2022	AU IN-SPECIE DIVIDEND FROM BHP	+95	845
25/05/2022	CHESS DAILY MOVEMENT UP	+750	750
25/05/2022	COMPANY ASX CHANGE	-750	0
10/03/2022	CHESS DAILY MOVEMENT UP	+750	750
18/12/2018	CHESS DAILY MOVEMENT DOWN	-517	0
3/10/2018	CHESS DAILY MOVEMENT UP	+500	517
16/02/2010	CHESS DAILY MOVEMENT DOWN	-200	17
11/02/2010	ALLOTMENT FOR ORDS	+17	217
6/08/2009	CHESS DAILY MOVEMENT UP	+200	200



**SMSF AUDIT WORKPAPERS - Cash, Receivables and Other Assets**

**F**

<b>Client name</b>	FJ SUPER FUND	<b>Fin Accounts Prepared by</b>	Fiona Ludlam
<b>Client code</b>	FJSF	<b>Date prepared</b>	13-Feb-2024
<b>Year ended</b>	30-Jun-2023	<b>Reviewed by</b>	
<b>SRN/HIN</b>	X0037145343	<b>Date reviewed</b>	
<b>Postcode</b>	5007	<a href="#">Back to Cover</a>	

1 Have all appropriate Class Super data feeds (bank and investment) been setup properly?

Yes

Additional Notes:

2 For Class Super bank data feed clients, was there a change of bank accounts during the year? *If yes, please ensure authority forms are completed for the new accounts.*

No

*Bank audit confirmations are not necessary for those on Class Super. Ensure data feed agrees with ledger balance. For those not on Class Super data feeds, a bank confirmation is necessary if risks are high.*

**Debit Balance** - considered circumstances that caused bank account to be in debit, and was satisfied that no further action was required.

**Bank and Term Deposit Accounts**

AC No.	Description	GL Account No	Amount
1	Cash at Bank - CDIA		226,876.81
2			
3			
4			
5			
6			
7			
8			
9			
10			
<b>Total Cash</b>			<b>226,876.81</b>

<b>Client name</b>	FJ SUPER FUND	<b>Fin Accounts Prepared by</b>	Fiona Ludlam
<b>Client code</b>	FJSF	<b>Date prepared</b>	13-Feb-2024
<b>Year ended</b>	30-Jun-2023	<b>Reviewed by</b>	
<b>SRN/HIN</b>	X0037145343	<b>Date reviewed</b>	
<b>Postcode</b>	5007	<a href="#">Back to Cover</a>	

**Receivables**

- 3 Reviewed deposits after balance date and confirmed that there were receivables (from dividends, trust distributions, income tax refund) and were recorded properly in the accounts at year end.
- 4 Reviewed bank statements and there were no transactions with related parties by the super fund.

Yes
Yes

*If yes, details of receivables*

Item	Description	GL Account No	Amount
1	Distribution receivable - see trial balance for listing		974.60
2	Income tax refundable - see G		2,403.74
3			
4			
5			
<b>Total Receivables</b>			<b>3,378.34</b>

**Other Assets**

- 5 - 7 Reviewed trustee minutes and investments report and confirmed that there were no other investments held apart from publicly listed shares, unlisted shares, managed funds and properties.

Yes
-----

*If yes, details of other assets*

Item	Description	GL Account No	Amount
1			
2			
<b>Total Other Assets</b>			<b>-</b>

**General**

- 8 Where appropriate, additions and disposals were supported with external source documents. Reviewed minutes and bank statements and there were no other investments made.
- 9 Reviewed and no external source documentation required since there were no other investments.
- 10 Reviewed and no valuation required since there were no other investments.
- 11 Reviewed and there were no investments in other assets (arms length).
- 12 Reviewed and since there were no investments in other assets, therefore, no disposals.
- 13 Reviewed since there were no investment in other assets. This is consistent with the fund's investment strategy.





**Account Number** 06 5000 10783097

**Statement Period** 3 Jun 2022 - 2 Sep 2022

**Closing Balance** \$437,560.86 CR

**Enquiries** 13 1998  
 (24 hours a day, 7 days a week)



046

THE TRUSTEES  
 FJ SUPER FUND  
 PO BOX 212  
 BROMPTON SA 5007

## Direct Investment Account


If this account has an attached overdraft limit or facility and we send you a statement every 4 or 6 months, we will update your statement preference to every 3 months as part of changes made to the new Banking Code of Practice from 1 July 2019.


Name: ZOE FINLAY-JONES AND AMY LOUISE  
 FINLAY-JONES AND ROBERT A FINLAY-JONES  
 AND DOMINIC ROBERT FINLAY-JONES IN TRUST FOR  
 FJ SUPER FUND

Note: Have you checked your statement today? It's easy to find out more information about each of your transactions by logging on to the CommBank App or NetBank. Should you have any questions on fees or see an error please contact us on the details above. Cheque proceeds are available when cleared.

The date of transactions shown here may be different on your other transaction lists (for example, the transaction list that appears on the CommBank app).

Date	Transaction	Debit	Credit	Balance
03 Jun	2022 OPENING BALANCE			\$366,109.98 CR
03 Jun	Direct Credit 062895 COMMONWEALTH SEC COMMSEC		77,205.51	\$443,315.49 CR
08 Jun	Direct Credit 062895 COMMONWEALTH SEC COMMSEC		20,923.92	\$464,239.41 CR
08 Jun	Transfer to xx6393 NetBank RFJ Pension	10,000.00		\$454,239.41 CR
13 Jun	Direct Credit 361578 QUICKSUPER QUICKSPR3227508074		770.08	\$455,009.49 CR
20 Jun	Direct Credit 481471 SuperChoice P/L PC140622-108868331		891.76	\$455,901.25 CR
22 Jun	Direct Credit 062895 COMMONWEALTH SEC COMMSEC		121,812.27	\$577,713.52 CR
24 Jun	Direct Credit 361578 QUICKSUPER QUICKSPR3236299655		770.08	\$578,483.60 CR
01 Jul	Paper Statement Fee	2.50		\$578,481.10 CR
05 Jul	Transfer To Weblink Systems NetBank ASX Data	415.00		\$578,066.10 CR
06 Jul	Direct Credit 062895 COMMONWEALTH SEC COMMSEC		22,495.73	\$600,561.83 CR
08 Jul	Direct Credit 361578 QUICKSUPER QUICKSPR3246739368		836.76	\$601,398.59 CR





Date	Transaction	Debit	Credit	Balance				
13 Jul	Direct Credit 062895 COMMONWEALTH SEC COMMSEC		22,015.55	\$623,414.14 CR				
22 Jul	Direct Credit 361578 QUICKSUPER QUICKSPR3257786638		836.76	\$624,250.90 CR				
27 Jul	Direct Debit 062934 COMMSEC SECURITI COMMSEC	17,047.83		\$607,203.07 CR				
05 Aug	Direct Credit 361578 QUICKSUPER QUICKSPR3268785389		836.76	\$608,039.83 CR				
05 Aug	Direct Credit 481471 SuperChoice P/L PC010822-195002140		892.46	\$608,932.29 CR				
05 Aug	Direct Credit 481471 SuperChoice P/L PC010822-195002108		893.86	\$609,826.15 CR				
10 Aug	Direct Debit 062934 COMMSEC SECURITI COMMSEC	25,065.09		\$584,761.06 CR				
17 Aug	Direct Debit 062934 COMMSEC SECURITI COMMSEC	75,608.96		\$509,152.10 CR				
19 Aug	Direct Credit 361578 QUICKSUPER QUICKSPR3279145310		836.76	\$509,988.86 CR				
24 Aug	Transfer to xx6393 NetBank	10,000.00		\$499,988.86 CR				
24 Aug	Direct Debit 062934 COMMSEC SECURITI COMMSEC	50,970.51		\$449,018.35 CR				
30 Aug	Direct Credit 012721 ATO ATO005000016873285		4,142.46	\$453,160.81 CR				
31 Aug	Direct Debit 062934 COMMSEC SECURITI COMMSEC	15,599.95		\$437,560.86 CR				
02 Sep	2022 CLOSING BALANCE			\$437,560.86 CR				
		<b>Opening balance</b>	<b>-</b>	<b>Total debits</b>	<b>+</b>	<b>Total credits</b>	<b>=</b>	<b>Closing balance</b>
		\$366,109.98 CR		\$204,709.84		\$276,160.72		\$437,560.86 CR

**Your Credit Interest Rate Summary**

Date	Balance	Standard Credit Interest Rate (p.a.)
02 Sep	Less than \$5,000.00	0.00%
	\$5,000.00 - \$49,999.99	0.25%
	\$50,000.00 - \$249,999.99	0.50%
	\$250,000.00 and over	0.80%

Note. Interest rates are effective as at the date shown but are subject to change.

**Important Information:**

We try to get things right the first time – but if we don't, we'll do what we can to fix it.

You can fix most problems simply by contacting us.

Write to: CBA Group Customer Relations, Reply Paid 41, Sydney NSW 2001

Tell us online: [commbank.com.au/support/compliments-and-complaints.html](http://commbank.com.au/support/compliments-and-complaints.html)

Call: 1800 805 605 (free call)

You can also contact the Australian Financial Complaints Authority, AFCA, an independent external dispute resolution body approved by ASIC - time limits may apply, visit AFCA, [afca.org.au](http://afca.org.au), website for more information.

Write to: Australian Financial Complaints Authority, GPO Box 3, Melbourne VIC 3001

Email: [info@afca.org.au](mailto:info@afca.org.au)

Call: 1800 931 678, free call Monday to Friday 9am– 5pm, AEST





046

THE TRUSTEES  
 FJ SUPER FUND  
 PO BOX 212  
 BROMPTON SA 5007

**Account Number** 06 5000 10783097

**Statement Period** 3 Sep 2022 - 2 Dec 2022

**Closing Balance** \$328,039.06 CR

**Enquiries** 13 1998  
 (24 hours a day, 7 days a week)

## Direct Investment Account

If this account has an attached overdraft limit or facility and we send you a statement every 4 or 6 months, we will update your statement preference to every 3 months as part of changes made to the new Banking Code of Practice from 1 July 2019.

Name: ZOE FINLAY-JONES AND AMY LOUISE  
 FINLAY-JONES AND ROBERT A FINLAY-JONES  
 AND DOMINIC ROBERT FINLAY-JONES IN TRUST FOR  
 FJ SUPER FUND

Note: Have you checked your statement today? It's easy to find out more information about each of your transactions by logging on to the CommBank App or NetBank. Should you have any questions on fees or see an error please contact us on the details above. Cheque proceeds are available when cleared.


The date of transactions shown here may be different on your other transaction lists (for example, the transaction list that appears on the CommBank app).

Date	Transaction	Debit	Credit	Balance
03 Sep	2022 OPENING BALANCE			\$437,560.86 CR
05 Sep	Direct Credit 361578 QUICKSUPER QUICKSPR3291114879		836.76	\$438,397.62 CR
07 Sep	Direct Credit 396297 CODAN DIVIDEND 22SEP/00802496		435.00	\$438,832.62 CR
09 Sep	Direct Credit 458106 BABY BUNTING GRP SEP22/00801868		463.50	\$439,296.12 CR
09 Sep	Direct Debit 062934 COMMSEC SECURITI COMMSEC	24,881.95		\$414,414.17 CR
15 Sep	Direct Credit 513269 REA DIV 001282424603		178.00	\$414,592.17 CR
16 Sep	Direct Credit 361578 QUICKSUPER QUICKSPR3300639343		836.76	\$415,428.93 CR
16 Sep	Direct Credit 326860 PINNACLE INVEST SEP22/00801172		393.75	\$415,822.68 CR
16 Sep	Direct Credit 481471 SuperChoice P/L PC120922-150219844		1,004.23	\$416,826.91 CR
16 Sep	Direct Credit 481471 SuperChoice P/L PC120922-150219866		1,004.23	\$417,831.14 CR
19 Sep	Direct Credit 062895 COMMONWEALTH SEC COMMSEC		29,843.49	\$447,674.63 CR
20 Sep	Direct Credit 458106 BLX DIVIDEND SEP22/00800397		540.00	\$448,214.63 CR



Account Number

06 5000 10783097



Date	Transaction	Debit	Credit	Balance
21 Sep	Direct Credit 629786 TLS FNL DIV 001282325094		535.50	\$448,750.13 CR
21 Sep	Direct Credit 062895 COMMONWEALTH SEC COMMSEC		20,801.80	\$469,551.93 CR
21 Sep	Direct Credit 526328 HSN FNL DIV 001284739747		225.00	\$469,776.93 CR
28 Sep	Direct Credit 458106 COLES GROUP LTD FIN22/01047611		360.00	\$470,136.93 CR
30 Sep	Direct Credit 208379 DATA#3 FNL DIV 001284782178		479.25	\$470,616.18 CR
30 Sep	Direct Credit 458106 ILUKA RESOURCES SEP22/00806881		900.00	\$471,516.18 CR
30 Sep	Direct Credit 361578 QUICKSUPER QUICKSPR3310770923		836.76	\$472,352.94 CR
01 Oct	Credit Interest		660.67	\$473,013.61 CR
02 Oct	TAX OFFICE PAYMENTS NetBank BPAY 75556 785319288609160 PAYG Sep 22	578.00		\$472,435.61 CR
05 Oct	Direct Credit 062895 COMMONWEALTH SEC COMMSEC		18,489.01	\$490,924.62 CR
05 Oct	Direct Credit 458106 CSL LTD DIVIDEND AUF22/00948882		175.83	\$491,100.45 CR
06 Oct	Direct Credit 458106 WOODSIDE INT22/00728821		1,351.60	\$492,452.05 CR
07 Oct	Direct Credit 458106 LYCOPODIUM LTD AUF22/00800517		1,728.00	\$494,180.05 CR
21 Oct	Direct Credit 361578 QUICKSUPER QUICKSPR3327755583		836.76	\$495,016.81 CR
24 Oct	Direct Credit 263505 NCK FNL DIV 001284933896		840.00	\$495,856.81 CR
01 Nov	Direct Credit 361578 QUICKSUPER QUICKSPR3335915305		836.76	\$496,693.57 CR
02 Nov	Direct Credit 062895 COMMONWEALTH SEC COMMSEC		5,027.97	\$501,721.54 CR
03 Nov	Direct Credit 012721 ATO ATO005000017236507		5,799.44	\$507,520.98 CR
04 Nov	Direct Credit 481471 SuperChoice P/L PC311022-171347471		1,005.70	\$508,526.68 CR
10 Nov	Direct Credit 270211 MMS PAYMENT NOV22/00801200		1,406.00	\$509,932.68 CR
11 Nov	Direct Credit 361578 QUICKSUPER QUICKSPR3343972471		836.76	\$510,769.44 CR
17 Nov	Direct Debit 062934 COMMSEC SECURITI COMMSEC	25,397.63		\$485,371.81 CR

Date	Transaction	Debit	Credit	Balance			
18 Nov	Direct Credit 481471 SuperChoice P/L PC141122-108165637		1,004.23	\$486,376.04 CR			
23 Nov	Direct Debit 062934 COMMSEC SECURITI COMMSEC	74,529.31		\$411,846.73 CR			
25 Nov	Direct Credit 361578 QUICKSUPER QUICKSPR3354348842		836.76	\$412,683.49 CR			
30 Nov	Transfer to xx6393 NetBank RFJ pension	10,000.00		\$402,683.49 CR			
30 Nov	Direct Debit 062934 COMMSEC SECURITI COMMSEC	74,644.43		\$328,039.06 CR			
02 Dec 2022	CLOSING BALANCE			\$328,039.06 CR			
	<b>Opening balance</b>	<b>-</b>	<b>Total debits</b>	<b>+</b>	<b>Total credits</b>	<b>=</b>	<b>Closing balance</b>
	\$437,560.86 CR		\$210,031.32		\$100,509.52		\$328,039.06 CR

### Your Credit Interest Rate Summary

Date	Balance	Standard Credit Interest Rate (p.a.)
02 Dec	Less than \$5,000.00	0.00%
	\$5,000.00 - \$49,999.99	0.35%
	\$50,000.00 - \$249,999.99	0.90%
	\$250,000.00 and over	1.40%

Note. Interest rates are effective as at the date shown but are subject to change.

### Important Information:

We try to get things right the first time – but if we don't, we'll do what we can to fix it.

You can fix most problems simply by contacting us.

Write to: CBA Group Customer Relations, Reply Paid 41, Sydney NSW 2001

Tell us online: [commbank.com.au/support/compliments-and-complaints.html](http://commbank.com.au/support/compliments-and-complaints.html)

Call: 1800 805 605 (free call)

You can also contact the Australian Financial Complaints Authority, AFCA, an independent external dispute resolution body approved by ASIC - time limits may apply, visit AFCA, [afca.org.au](http://afca.org.au), website for more information.

Write to: Australian Financial Complaints Authority, GPO Box 3, Melbourne VIC 3001

Email: [info@afca.org.au](mailto:info@afca.org.au)

Call: 1800 931 678, free call Monday to Friday 9am– 5pm, AEST







**Account Number** 06 5000 10783097

**Statement Period** 3 Dec 2022 - 2 Mar 2023

**Closing Balance** \$70,422.36 CR

**Enquiries** 13 1998  
 (24 hours a day, 7 days a week)



046

THE TRUSTEES  
 FJ SUPER FUND  
 PO BOX 212  
 BROMPTON SA 5007

## Direct Investment Account

If this account has an attached overdraft limit or facility and we send you a statement every 4 or 6 months, we will update your statement preference to every 3 months as part of changes made to the new Banking Code of Practice from 1 July 2019.

Name: ZOE FINLAY-JONES AND AMY LOUISE  
 FINLAY-JONES AND ROBERT A FINLAY-JONES  
 AND DOMINIC ROBERT FINLAY-JONES IN TRUST FOR  
 FJ SUPER FUND

Note: Have you checked your statement today? It's easy to find out more information about each of your transactions by logging on to the CommBank App or NetBank. Should you have any questions on fees or see an error please contact us on the details above. Cheque proceeds are available when cleared.

The date of transactions shown here may be different on your other transaction lists (for example, the transaction list that appears on the CommBank app).


Date	Transaction	Debit	Credit	Balance
03 Dec	2022 OPENING BALANCE			\$328,039.06 CR
07 Dec	Direct Debit 062934 COMMSEC SECURITI COMMSEC	49,983.68		\$278,055.38 CR
12 Dec	Direct Credit 361578 QUICKSUPER QUICKSPR3366187832		836.76	\$278,892.14 CR
16 Dec	Direct Credit 255730 ALS LIMITED S00014699295		406.00	\$279,298.14 CR
16 Dec	Direct Credit 255730 ELDERS LIMITED S00014699295		376.00	\$279,674.14 CR
21 Dec	Direct Credit 361578 QUICKSUPER QUICKSPR3372973006		836.76	\$280,510.90 CR
01 Jan	Paper Statement Fee	2.50		\$280,508.40 CR
01 Jan	Credit Interest		1,402.43	\$281,910.83 CR
04 Jan	Direct Credit 361578 QUICKSUPER QUICKSPR3380902080		836.76	\$282,747.59 CR
10 Jan	Direct Credit 481471 SuperChoice P/L PC040123-194641203		1,004.23	\$283,751.82 CR
10 Jan	Direct Credit 481471 SuperChoice P/L PC040123-194641229		1,004.23	\$284,756.05 CR
18 Jan	Direct Debit 062934 COMMSEC SECURITI COMMSEC	61,106.47		\$223,649.58 CR
20 Jan	Direct Credit 361578 QUICKSUPER QUICKSPR3392528949		861.86	\$224,511.44 CR



\*# 410.1322.1.2 ZZ258R3 0303SL.R3.S111.D061.O.V06.00.36

Account Number

06 5000 10783097



Date	Transaction	Debit	Credit	Balance
25 Jan	Direct Debit 062934 COMMSEC SECURITI COMMSEC	21,133.35		\$203,378.09 CR
27 Jan	Direct Debit 062934 COMMSEC SECURITI COMMSEC	8,637.45		\$194,740.64 CR
01 Feb	Direct Debit 062934 COMMSEC SECURITI COMMSEC	40,558.26		\$154,182.38 CR
02 Feb	Direct Credit 012721 ATO ATO008000017694963		4,349.58	\$158,531.96 CR
03 Feb	Direct Credit 361578 QUICKSUPER QUICKSPR3402399792		861.86	\$159,393.82 CR
07 Feb	TAX OFFICE PAYMENTS NetBank BPAY 75556 785319288609160 PAYG Dec 2022	578.00		\$158,815.82 CR
08 Feb	Direct Debit 062934 COMMSEC SECURITI COMMSEC	41,023.74		\$117,792.08 CR
09 Feb	Direct Debit 062934 COMMSEC SECURITI COMMSEC	714.46		\$117,077.62 CR
15 Feb	Direct Debit 062934 COMMSEC SECURITI COMMSEC	20,337.95		\$96,739.67 CR
20 Feb	Direct Credit 361578 QUICKSUPER QUICKSPR3414069750		861.86	\$97,601.53 CR
24 Feb	Direct Credit 481471 SuperChoice P/L PC200223-115860911		1,004.23	\$98,605.76 CR
24 Feb	Direct Credit 481471 SuperChoice P/L PC200223-115860936		1,004.23	\$99,609.99 CR
28 Feb	Direct Credit 323551 CHC DST 001289724648		279.12	\$99,889.11 CR
28 Feb	Direct Credit 207454 STOCKLAND LTD FEB23/00821379		755.20	\$100,644.31 CR
01 Mar	Direct Debit 062934 COMMSEC SECURITI COMMSEC	20,221.95		\$80,422.36 CR
02 Mar	Transfer to xx6393 NetBank	10,000.00		\$70,422.36 CR
02 Mar	2023 CLOSING BALANCE			\$70,422.36 CR

<b>Opening balance</b>	-	<b>Total debits</b>	+	<b>Total credits</b>	=	<b>Closing balance</b>
\$328,039.06 CR		\$274,297.81		\$16,681.11		\$70,422.36 CR



### Your Credit Interest Rate Summary

Date	Balance	Standard Credit Interest Rate (p.a.)
02 Mar	Less than \$5,000.00	0.00%
	\$5,000.00 - \$49,999.99	0.35%
	\$50,000.00 - \$249,999.99	1.15%
	\$250,000.00 and over	1.65%

Note. Interest rates are effective as at the date shown but are subject to change.

#### Important Information:

We try to get things right the first time – but if we don't, we'll do what we can to fix it.

You can fix most problems simply by contacting us.

Write to: CBA Group Customer Relations, Reply Paid 41, Sydney NSW 2001

Tell us online: [commbank.com.au/support/compliments-and-complaints.html](http://commbank.com.au/support/compliments-and-complaints.html)

Call: 1800 805 605 (free call)

You can also contact the Australian Financial Complaints Authority, AFCA, an independent external dispute resolution body approved by ASIC - time limits may apply, visit AFCA, [afca.org.au](http://afca.org.au), website for more information.

Write to: Australian Financial Complaints Authority, GPO Box 3, Melbourne VIC 3001

Email: [info@afca.org.au](mailto:info@afca.org.au)

Call: 1800 931 678, free call Monday to Friday 9am– 5pm, AEST





**Account Number** 06 5000 10783097

**Statement Period** 3 Mar 2023 - 2 Jun 2023

**Closing Balance** \$206,579.13 CR

**Enquiries** 13 1998  
 (24 hours a day, 7 days a week)



046

THE TRUSTEES  
 FJ SUPER FUND  
 PO BOX 212  
 BROMPTON SA 5007

## Direct Investment Account

If this account has an attached overdraft limit or facility and we send you a statement every 4 or 6 months, we will update your statement preference to every 3 months as part of changes made to the new Banking Code of Practice from 1 July 2019.

Name: ZOE FINLAY-JONES AND AMY LOUISE  
 FINLAY-JONES AND ROBERT A FINLAY-JONES  
 AND DOMINIC ROBERT FINLAY-JONES IN TRUST FOR  
 FJ SUPER FUND

Note: Have you checked your statement today? It's easy to find out more information about each of your transactions by logging on to the CommBank App or NetBank. Should you have any questions on fees or see an error please contact us on the details above. Cheque proceeds are available when cleared.

The date of transactions shown here may be different on your other transaction lists (for example, the transaction list that appears on the CommBank app).


Date	Transaction	Debit	Credit	Balance
03 Mar	2023 OPENING BALANCE			\$70,422.36 CR
03 Mar	Direct Credit 361578 QUICKSUPER QUICKSPR3423362332		861.87	\$71,284.23 CR
10 Mar	Direct Credit 396297 CODAN DIVIDEND 23MAR/00802621		261.00	\$71,545.23 CR
15 Mar	Direct Credit 062895 COMMONWEALTH SEC COMMSEC		41,055.35	\$112,600.58 CR
16 Mar	Direct Credit 458106 PCG DIVIDEND MAR23/00800876		116.00	\$112,716.58 CR
17 Mar	Direct Credit 458106 BLX DIVIDEND MAR23/00800317		464.40	\$113,180.98 CR
17 Mar	Direct Credit 458106 PTM DIVIDEND MAR23/00806830		644.00	\$113,824.98 CR
20 Mar	Direct Credit 361578 QUICKSUPER QUICKSPR3434852479		861.86	\$114,686.84 CR
20 Mar	Direct Credit 481471 SuperChoice P/L PC140323-155056498		1,007.17	\$115,694.01 CR
21 Mar	Direct Credit 513269 REA DIV 001293884497		150.00	\$115,844.01 CR
21 Mar	Direct Credit 062895 COMMONWEALTH SEC COMMSEC		59,036.09	\$174,880.10 CR
23 Mar	Direct Credit 481028 SIQ DIV 001294484967		928.00	\$175,808.10 CR



\*# 437.1182.1.3 ZZ258R3 0303SL.R3.S111.D153.O.V06.00.36

Account Number

06 5000 10783097



Date	Transaction	Debit	Credit	Balance
24 Mar	Direct Credit 251626 RESIMAC GROUP MAR23/00800516		640.00	\$176,448.10 CR
24 Mar	Direct Credit 270211 MMS PAYMENT MAR23/00801270		1,102.00	\$177,550.10 CR
27 Mar	Direct Credit 632099 Breville DIV S00014699295		135.00	\$177,685.10 CR
28 Mar	Direct Credit 263505 NCK DIV 001293931347		1,360.00	\$179,045.10 CR
29 Mar	Direct Credit 436383 FMG DIVIDEND 001292113061		975.00	\$180,020.10 CR
30 Mar	Direct Credit 629509 ALD DIV 001294473448		1,007.50	\$181,027.60 CR
30 Mar	Direct Credit 458106 COLES GROUP LTD INT23/01042881		432.00	\$181,459.60 CR
30 Mar	Direct Credit 458106 BHP GROUP DIV AI387/00272920		790.91	\$182,250.51 CR
31 Mar	Direct Credit 208379 DATA#3 ITM DIV 001295014838		450.00	\$182,700.51 CR
31 Mar	Direct Credit 629786 TLS ITM DIV 001293294816		535.50	\$183,236.01 CR
01 Apr	Credit Interest		460.81	\$183,696.82 CR
03 Apr	Direct Credit 361578 QUICKSUPER QUICKSPR3445076459		861.86	\$184,558.68 CR
05 Apr	Direct Credit 458106 CSL LTD DIVIDEND 23AUD/00847693		162.15	\$184,720.83 CR
05 Apr	Direct Credit 458106 WOODSIDE FIN22/00740066		1,820.47	\$186,541.30 CR
06 Apr	Direct Credit 396297 CTI DIVIDEND AUF23/00800235		225.00	\$186,766.30 CR
06 Apr	Direct Credit 458106 LYCOPODIUM LTD INT23/00800633		1,728.00	\$188,494.30 CR
06 Apr	Direct Credit 458106 SOUTH32 DIVIDEND AI013/00932102		425.43	\$188,919.73 CR
12 Apr	Direct Credit 062895 COMMONWEALTH SEC COMMSEC		19,199.61	\$208,119.34 CR
14 Apr	Direct Credit 208379 SUPER RETAIL DIV 001294599227		816.00	\$208,935.34 CR
17 Apr	Direct Credit 361578 QUICKSUPER QUICKSPR3455249058		861.86	\$209,797.20 CR
18 Apr	Transfer to xx6393 NetBank RFJ Pension	10,000.00		\$199,797.20 CR
20 Apr	Direct Credit 458106 RIO TINTO LTD AUF22/00119939		783.58	\$200,580.78 CR

Date	Transaction	Debit	Credit	Balance
21 Apr	Direct Credit 458106 ARB CORP LTD APR23/00801902		192.00	\$200,772.78 CR
27 Apr	Direct Credit 481471 SuperChoice P/L PC200423-190237710		5,074.51	\$205,847.29 CR
01 May	Direct Credit 361578 QUICKSUPER QUICKSPR3465617261		861.86	\$206,709.15 CR
03 May	TAX OFFICE PAYMENTS NetBank BPAY 75556 001785319288607760 FJ Super PAYG	578.00		\$206,131.15 CR
03 May	Transfer To Verus Actuaries NetBank Actuary FJ S F Tax Return 202...	110.00		\$206,021.15 CR
11 May	Transfer To Super Audits NetBank Audit FJ Super Fund 2022	385.00		\$205,636.15 CR
12 May	Direct Credit 361578 QUICKSUPER QUICKSPR3475098500		861.86	\$206,498.01 CR
16 May	Direct Credit 012721 ATO ATO004000017631049		2,409.26	\$208,907.27 CR
22 May	Transfer To Roach Bruce Consulting Pty NetBank Accountant Fees	3,190.00		\$205,717.27 CR
26 May	Direct Credit 361578 QUICKSUPER QUICKSPR3485564062		861.86	\$206,579.13 CR
02 Jun	2023 CLOSING BALANCE			\$206,579.13 CR

Opening balance	-	Total debits	+	Total credits	=	Closing balance
\$70,422.36 CR		\$14,263.00		\$150,419.77		\$206,579.13 CR

### Your Credit Interest Rate Summary

Date	Balance	Standard Credit Interest Rate (p.a.)
02 Jun	Less than \$5,000.00	0.00%
	\$5,000.00 - \$49,999.99	0.35%
	\$50,000.00 - \$249,999.99	1.25%
	\$250,000.00 and over	1.75%

Note. Interest rates are effective as at the date shown but are subject to change.

### Important Information:

We try to get things right the first time – but if we don't, we'll do what we can to fix it.

You can fix most problems simply by contacting us.

Write to: CBA Group Customer Relations, Reply Paid 41, Sydney NSW 2001

Tell us online: [commbank.com.au/support/compliments-and-complaints.html](http://commbank.com.au/support/compliments-and-complaints.html)

Call: 1800 805 605 (free call)

You can also contact the Australian Financial Complaints Authority, AFCA, an independent external dispute resolution body approved by ASIC - time limits may apply, visit AFCA, [afca.org.au](http://afca.org.au), website for more information.

Write to: Australian Financial Complaints Authority, GPO Box 3, Melbourne VIC 3001

Email: [info@afca.org.au](mailto:info@afca.org.au)

Call: 1800 931 678, free call Monday to Friday 9am– 5pm, AEST





# Your Statement

Statement 107 (Page 1 of 3)

Account Number 06 5000 10783097

Statement Period 3 Jun 2023 - 2 Sep 2023

Closing Balance \$226,687.34 CR

Enquiries 13 1998  
 (24 hours a day, 7 days a week)



046

THE TRUSTEES  
 FJ SUPER FUND  
 PO BOX 212  
 BROMPTON SA 5007

## Direct Investment Account

If this account has an attached overdraft limit or facility and we send you a statement every 4 or 6 months, we will update your statement preference to every 3 months as part of changes made to the new Banking Code of Practice from 1 July 2019.

The Commonwealth Direct Investment Account is the preferred cash account for SMSF customers. You will receive discounted brokerage when you link your CDIA to a CommSec Trading Account, and enjoy the convenience of managing your investments through NetBank and the CommBank app.

Name: ZOE FINLAY-JONES AND AMY LOUISE  
 FINLAY-JONES AND ROBERT A FINLAY-JONES  
 AND DOMINIC ROBERT FINLAY-JONES IN TRUST FOR  
 FJ SUPER FUND

Note: Have you checked your statement today? It's easy to find out more information about each of your transactions by logging on to the CommBank App or NetBank. Should you have any questions on fees or see an error please contact us on the details above. Cheque proceeds are available when cleared.


The date of transactions shown here may be different on your other transaction lists (for example, the transaction list that appears on the CommBank app).

Date	Transaction	Debit	Credit	Balance
03 Jun	2023 OPENING BALANCE			\$206,579.13 CR
12 Jun	Direct Credit 361578 QUICKSUPER QUICKSPR3497806963		861.86	\$207,440.99 CR
21 Jun	Direct Credit 481471 SuperChoice P/L PC140623-126230611		3,015.63	\$210,456.62 CR
26 Jun	Direct Credit 361578 QUICKSUPER QUICKSPR3508198208		861.86	\$211,318.48 CR
27 Jun	TAX OFFICE PAYMENTS NetBank BPAY 75556 001785319288607760 June 2023 IAS	1,551.00		\$209,767.48 CR
27 Jun	Transfer To Weblink Systems NetBank Data Director EOD	415.00		\$209,352.48 CR
29 Jun	Direct Credit 062895 COMMONWEALTH SEC COMMSEC		17,524.33	\$226,876.81 CR
01 Jul	CREDIT INTEREST EARNED on this account to June 30, 2023 is \$2,523.91			
01 Jul	Credit Interest		396.05	\$227,272.86 CR
01 Jul	Credit Interest		454.04	\$227,726.90 CR
04 Jul	Direct Credit 077669 MQG FNL DIV 001296946663		630.00	\$228,356.90 CR



\*# 765 2290.1.2 ZZ258R3 0303SL.R3.S111.D247.OV06.00.36





Date	Transaction	Debit	Credit	Balance			
06 Jul	Direct Credit 255730 ALS LIMITED S00014699295		388.00	\$228,744.90 CR			
07 Jul	Direct Credit 361578 QUICKSUPER QUICKSPR3517665361		861.86	\$229,606.76 CR			
11 Jul	Transfer to xx6393 NetBank RFJ Pension	10,000.00		\$219,606.76 CR			
17 Jul	Transfer to xx6393 NetBank RFJ Pension	10,000.00		\$209,606.76 CR			
24 Jul	Direct Credit 361578 QUICKSUPER QUICKSPR3529755357		861.86	\$210,468.62 CR			
24 Jul	Direct Credit 481471 SuperChoice P/L PC180723-154097831		4,349.58	\$214,818.20 CR			
01 Aug	Credit Interest		558.12	\$215,376.32 CR			
07 Aug	Direct Credit 361578 QUICKSUPER QUICKSPR3540883728		861.86	\$216,238.18 CR			
16 Aug	Direct Credit 062895 COMMONWEALTH SEC COMMSEC		18,170.05	\$234,408.23 CR			
21 Aug	Direct Credit 361578 QUICKSUPER QUICKSPR3551480027		861.86	\$235,270.09 CR			
23 Aug	Direct Credit 062895 COMMONWEALTH SEC COMMSEC		12,341.83	\$247,611.92 CR			
25 Aug	Direct Credit 458106 GOODMAN GROUP AUG23/00808799		103.00	\$247,714.92 CR			
30 Aug	Direct Debit 062934 COMMSEC SECURITI COMMSEC	22,529.95		\$225,184.97 CR			
31 Aug	Direct Credit 207454 STOCKLAND LTD AUG23/00820442		921.60	\$226,106.57 CR			
01 Sep	Credit Interest		580.77	\$226,687.34 CR			
02 Sep	2023 CLOSING BALANCE			\$226,687.34 CR			
<b>Opening balance</b>		<b>-</b>	<b>Total debits</b>	<b>+</b>	<b>Total credits</b>	<b>=</b>	<b>Closing balance</b>
\$206,579.13 CR			\$44,495.95		\$64,604.16		\$226,687.34 CR

**Your Credit Interest Rate Summary**

Date	Balance	Standard Credit Interest Rate (p.a.)
02 Sep	Less than \$10,000.00	0.35%
	\$10,000.00 and over	3.00%

Note. Interest rates are effective as at the date shown but are subject to change.

**Important Information:**

We try to get things right the first time – but if we don't, we'll do what we can to fix it.

You can fix most problems simply by contacting us.

Write to: CBA Group Customer Relations, Reply Paid 41, Sydney NSW 2001

Tell us online: [commbank.com.au/support/compliments-and-complaints.html](http://commbank.com.au/support/compliments-and-complaints.html)

Call: 1800 805 605 (free call)

You can also contact the Australian Financial Complaints Authority, AFCA, an independent external dispute resolution body approved by ASIC - time limits may apply, visit AFCA, [afca.org.au](http://afca.org.au), website for more information.

Write to: Australian Financial Complaints Authority, GPO Box 3, Melbourne VIC 3001

Email: [info@afca.org.au](mailto:info@afca.org.au)

Call: 1800 931 678, free call Monday to Friday 9am– 5pm, AEST



<b>Client name</b>	FJ SUPER FUND	<b>Fin Accounts Prepared by</b>	Fiona Ludlam
<b>Client code</b>	FJSF	<b>Date prepared</b>	13-Feb-2024
<b>Year ended</b>	30-Jun-2023	<b>Reviewed by</b>	
<b>SRN/HIN</b>	X0037145343	<b>Date reviewed</b>	
<b>Postcode</b>	5007	<a href="#">Back to Cover</a>	

**1 Income Tax Reconciliation**

Attach a tax reconciliation report. Tax reconciliation was reviewed to ensure that tax details are correct and agreed DTA/DTL. *Please note that for super funds predominantly in pension phase, DTA and DTL should be nil.*

**2 Tax Receipts and Payments**

Attach ATO portal printouts for ITA and ICA  
Reviewed tax payments and receipts and agreed to the ATO portal

**3 Deducted Members Contribution**

Were there member deducted contributions during the financial year? *If yes, please ensure that members meet conditions of acceptance and that members' election and trustees' acknowledgement under s290-170 have been documented in financial account*

No
----

**4,5,6 Calculations**

Reviewed tax WP, tax rec and tax return - correct application of Tax Laws  
Expenses were recorded correctly  
Refer to attached tax reconciliation report



# F J Super Fund

## Tax Accounting Reconciliation

For the period 1 July 2022 to 30 June 2023

<b>Operating Statement Profit vs. Provision for Income Tax</b>		<b>2023</b>
		<b>\$</b>
<b>Benefits Accrued as a Result of Operations before Income Tax</b>		<b>20,435.23</b>
<b><u>ADD:</u></b>		
Franking Credits		11,150.04
Pension Non-deductible Expenses		466.62
Pensions Paid		40,000.00
Realised Capital Losses		57,431.81
<b><u>LESS:</u></b>		
Increase in Market Value		35,165.87
Pension Exempt Income		11,044.00
Distributed Capital Gains		360.18
Non-Taxable Income		522.39
Rounding		2.26
<b>Taxable Income or Loss</b>		<b>82,389.00</b>
	<b>Income Amount</b>	<b>Tax Amount</b>
Gross Tax @ 15% for Concessional Income	82,389.00	12,358.35
Gross Tax @ 45% for Net Non-Arm's Length Income	0.00	0.00
No-TFN Quoted Contributions @ 32%	0.00	0.00
Change in Carried Forward Losses	0.00	0.00
<b>Provision for Income Tax</b>		<b>12,358.35</b>

## Provision for Income Tax vs. Income Tax Expense

<b>Provision for Income Tax</b>		<b>12,358.35</b>
<b><u>ADD:</u></b>		
Excessive Foreign Tax Credit Writeoff		0.02
<b><u>LESS:</u></b>		
Franking Credits		11,150.04
<b>Income Tax Expense</b>		<b>1,208.33</b>

## Provision for Income Tax vs. Income Tax Payable

<b>Provision for Income Tax</b>		<b>12,358.35</b>
<b><u>ADD:</u></b>		
Excessive Foreign Tax Credit Writeoff		0.02
<b><u>LESS:</u></b>		
Withholding Credits		327.00
Franking Credits		11,150.04
Foreign Tax Credits		0.07
Income Tax Instalments Paid		3,285.00
<b>Income Tax Payable (Receivable)</b>		<b>(2,403.74)</b>

---

## F J Super Fund

### Tax Accounting Reconciliation

For the period 1 July 2022 to 30 June 2023

---

#### Exempt Current Pension Income Settings

---

Pension Exempt % (Actuarial)	26.2600%
Pension Exempt % (Expenses)	11.3490%
Assets Segregated For Pensions	No

**F J Super Fund**  
**Investment Income Summary**  
**For the period 1 July 2022 to 30 June 2023**

Total Income	Add			Less					Taxable Income (excluding Capital Gains)	Indexed Capital Gains *	Discounted Capital Gains *	Other Capital Gains *	CGT Concession Amount *	
	Franking Credits	Foreign Credits	TFN Credits	Tax Free	Tax Exempt	Tax Deferred	Distributed Capital Gains	GST						
<b><i>Bank</i></b>														
CBA Direct Investment Account														
2,523.91	0.00	0.00	0.00	0.00	0.00	0.00	0.00	0.00	0.00	2,523.91	0.00	0.00	0.00	0.00
<b>2,523.91</b>	<b>0.00</b>	<b>0.00</b>	<b>0.00</b>	<b>0.00</b>	<b>0.00</b>	<b>0.00</b>	<b>0.00</b>	<b>0.00</b>	<b>0.00</b>	<b>2,523.91</b>	<b>0.00</b>	<b>0.00</b>	<b>0.00</b>	<b>0.00</b>
<b><i>Listed Securities Market</i></b>														
Als Limited (ASX:ALQ)														
406.00	0.00	0.00	0.00	0.00	0.00	0.00	0.00	0.00	0.00	406.00	0.00	0.00	0.00	0.00
Ampol Limited (ASX:ALD)														
1,007.50	431.79	0.00	0.00	0.00	0.00	0.00	0.00	0.00	0.00	1,439.29	0.00	0.00	0.00	0.00
ARB Corporation Limited. (ASX:ARB)														
192.00	82.29	0.00	0.00	0.00	0.00	0.00	0.00	0.00	0.00	274.29	0.00	0.00	0.00	0.00
Baby Bunting Group Limited (ASX:BBN)														
463.50	198.64	0.00	0.00	0.00	0.00	0.00	0.00	0.00	0.00	662.14	0.00	0.00	0.00	0.00
Beacon Lighting Group Limited (ASX:BLX)														
1,004.40	430.46	0.00	0.00	0.00	0.00	0.00	0.00	0.00	0.00	1,434.86	0.00	0.00	0.00	0.00
BHP Group Limited (ASX:BHP)														
790.91	338.96	0.00	0.00	0.00	0.00	0.00	0.00	0.00	0.00	1,129.87	0.00	0.00	0.00	0.00
Breville Group Limited - Ordinary Fully Paid (ASX:BRG)														
135.00	57.86	0.00	0.00	0.00	0.00	0.00	0.00	0.00	0.00	192.86	0.00	0.00	0.00	0.00
Charter Hall Group - Stapled Securities Us Prohibited (ASX:CHC)														
279.12	72.36	0.00	96.00	0.00	47.35	0.00	127.34	0.00	0.00	272.79	0.00	63.67	0.00	63.67
Codan Limited (ASX:CDA)														
696.00	298.29	0.00	0.00	0.00	0.00	0.00	0.00	0.00	0.00	994.29	0.00	0.00	0.00	0.00
Coles Group Limited. (ASX:COL)														
792.00	339.43	0.00	0.00	0.00	0.00	0.00	0.00	0.00	0.00	1,131.43	0.00	0.00	0.00	0.00
Csl Limited - Ordinary Fully Paid (ASX:CSL)														
337.98	7.53	0.00	0.00	0.00	0.00	0.00	0.00	0.00	0.00	345.51	0.00	0.00	0.00	0.00
Cti Logistics Limited (ASX:CLX)														

**F J Super Fund**  
**Investment Income Summary**  
**For the period 1 July 2022 to 30 June 2023**

Total Income	Add			Less					Taxable Income (excluding Capital Gains)	Indexed Capital Gains *	Discounted Capital Gains *	Other Capital Gains *	CGT Concession Amount *
	Franking Credits	Foreign Credits	TFN Credits	Tax Free	Tax Exempt	Tax Deferred	Distributed Capital Gains	GST					
225.00	96.43	0.00	0.00	0.00	0.00	0.00	0.00	0.00	321.43	0.00	0.00	0.00	0.00
Data#3 Limited (ASX:DTL)													
929.25	398.25	0.00	0.00	0.00	0.00	0.00	0.00	0.00	1,327.50	0.00	0.00	0.00	0.00
Elders Limited (ASX:ELD)													
376.00	72.00	0.00	184.00	0.00	0.00	0.00	0.00	0.00	632.00	0.00	0.00	0.00	0.00
Fortescue Metals Group Ltd (ASX:FMG)													
975.00	417.86	0.00	0.00	0.00	0.00	0.00	0.00	0.00	1,392.86	0.00	0.00	0.00	0.00
Goodman Group - Fully Paid Ordinary/Units Stapled Securities (ASX:GMG)													
53.00	1.03	0.07	47.00	0.00	0.00	11.88	83.18	0.00	6.04	0.00	41.59	0.00	41.59
Hansen Technologies Limited (ASX:HSN)													
225.00	28.93	0.00	0.00	0.00	0.00	0.00	0.00	0.00	253.93	0.00	0.00	0.00	0.00
Iluka Resources Limited (ASX:ILU)													
900.00	385.71	0.00	0.00	0.00	0.00	0.00	0.00	0.00	1,285.71	0.00	0.00	0.00	0.00
Lycopodium Limited (ASX:LYL)													
3,456.00	1,481.14	0.00	0.00	0.00	0.00	0.00	0.00	0.00	4,937.14	0.00	0.00	0.00	0.00
McMillan Shakespeare Limited - Ordinary Fully Paid (ASX:MMS)													
2,508.00	1,074.86	0.00	0.00	0.00	0.00	0.00	0.00	0.00	3,582.86	0.00	0.00	0.00	0.00
Nick Scali Limited - Ordinary Fully Paid (ASX:NCK)													
2,200.00	942.86	0.00	0.00	0.00	0.00	0.00	0.00	0.00	3,142.86	0.00	0.00	0.00	0.00
Pengana Capital Group Limited (ASX:PCG)													
116.00	49.71	0.00	0.00	0.00	0.00	0.00	0.00	0.00	165.71	0.00	0.00	0.00	0.00
Pinnacle Investment Management Group Limited (ASX:PNI)													
393.75	168.75	0.00	0.00	0.00	0.00	0.00	0.00	0.00	562.50	0.00	0.00	0.00	0.00
Platinum Asset Management Limited - Ordinary Fully Paid (ASX:PTM)													
644.00	276.00	0.00	0.00	0.00	0.00	0.00	0.00	0.00	920.00	0.00	0.00	0.00	0.00
Rea Group Ltd - Ordinary Fully Paid (ASX:REA)													
328.00	140.58	0.00	0.00	0.00	0.00	0.00	0.00	0.00	468.58	0.00	0.00	0.00	0.00
Resimac Group Ltd (ASX:RMC)													
640.00	274.29	0.00	0.00	0.00	0.00	0.00	0.00	0.00	914.29	0.00	0.00	0.00	0.00

**F J Super Fund**  
**Investment Income Summary**  
**For the period 1 July 2022 to 30 June 2023**

Total Income	Add			Less					Taxable Income (excluding Capital Gains)	Indexed Capital Gains *	Discounted Capital Gains *	Other Capital Gains *	CGT Concession Amount *	
	Franking Credits	Foreign Credits	TFN Credits	Tax Free	Tax Exempt	Tax Deferred	Distributed Capital Gains	GST						
Rio Tinto Limited (ASX:RIO)														
783.58	335.82	0.00	0.00	0.00	0.00	0.00	0.00	0.00	0.00	1,119.40	0.00	0.00	0.00	0.00
Smartgroup Corporation Ltd (ASX:SIQ)														
928.00	397.71	0.00	0.00	0.00	0.00	0.00	0.00	0.00	0.00	1,325.71	0.00	0.00	0.00	0.00
South32 Limited (ASX:S32)														
425.43	182.33	0.00	0.00	0.00	0.00	0.00	0.00	0.00	0.00	607.76	0.00	0.00	0.00	0.00
Stockland - Fully Paid Ordinary/Units Stapled Securities (ASX:SGP)														
1,676.80	0.00	0.00	0.00	0.00	463.16	0.00	149.66	0.00	0.00	1,063.98	0.00	74.83	0.00	74.83
Super Retail Group Limited (ASX:SUL)														
816.00	349.71	0.00	0.00	0.00	0.00	0.00	0.00	0.00	0.00	1,165.71	0.00	0.00	0.00	0.00
Telstra Corporation Limited. - Ordinary Fully Paid (ASX:TLS)														
1,071.00	459.00	0.00	0.00	0.00	0.00	0.00	0.00	0.00	0.00	1,530.00	0.00	0.00	0.00	0.00
Woodside Energy Group Ltd (ASX:WDS)														
3,172.07	1,359.46	0.00	0.00	0.00	0.00	0.00	0.00	0.00	0.00	4,531.53	0.00	0.00	0.00	0.00
<b>28,946.29</b>	<b>11,150.04</b>	<b>0.07</b>	<b>327.00</b>	<b>0.00</b>	<b>510.51</b>	<b>11.88</b>	<b>360.18</b>	<b>0.00</b>	<b>0.00</b>	<b>39,540.83</b>	<b>0.00</b>	<b>180.09</b>	<b>0.00</b>	<b>180.09</b>
<b>31,470.20</b>	<b>11,150.04</b>	<b>0.07</b>	<b>327.00</b>	<b>0.00</b>	<b>510.51</b>	<b>11.88</b>	<b>360.18</b>	<b>0.00</b>	<b>0.00</b>	<b>42,064.74</b>	<b>0.00</b>	<b>180.09</b>	<b>0.00</b>	<b>180.09</b>

\* Distributed capital gains components correspond to the cash amount received. You should refer to Realised Capital Gains or Distribution Reconciliation Reports for tax and capital gain reporting purpose.

**F J Super Fund**  
**Realised Capital Gains**  
**For the period from 1 July 2022 to 30 June 2023**

	Accounting Treatment					Taxation Treatment					
	Quantity	Proceeds	Excess Tax Value*	Original Cost	Accounting Profit/(Loss)	Cost Base Calculation		Capital Gains Calculation			
						Adjusted	Reduced	Indexation	Discounted	Other	Deferred
<b><u>Listed Securities Market</u></b>											
<b>Adairs Limited (ASX:ADH)</b>											
17/03/2023	Sale	7,000.00	15,501.43	20,183.93	(4,682.50)		20,183.93				4,682.50
		7,000.00	15,501.43	20,183.93	(4,682.50)		20,183.93			0.00	4,682.50
<b>ARB Corporation Limited. (ASX:ARB)</b>											
27/06/2023	Sale	600.00	16,546.99	20,293.35	(3,746.36)		20,293.35				3,746.36
		600.00	16,546.99	20,293.35	(3,746.36)		20,293.35			0.00	3,746.36
<b>AVA Risk Group Limited (ASX:AVA)</b>											
15/09/2022	Sale	37,000.00	8,675.05	10,009.95	(1,334.90)		10,009.95				1,334.90
		37,000.00	8,675.05	10,009.95	(1,334.90)		10,009.95			0.00	1,334.90
<b>Baby Bunting Group Limited (ASX:BBN)</b>											
19/09/2022	Sale	5,150.00	20,801.80	25,065.09	(4,263.29)		25,065.09				4,263.29
		5,150.00	20,801.80	25,065.09	(4,263.29)		25,065.09			0.00	4,263.29
<b>BHP Group Limited (ASX:BHP)</b>											
25/07/2022	Sale	530.00	19,655.66	24,818.05	(5,162.39)		24,818.05				5,162.39
		530.00	19,655.66	24,818.05	(5,162.39)		24,818.05			0.00	5,162.39
<b>Charter Hall Group - Stapled Securities Us Prohibited (ASX:CHC)</b>											
29/12/2022	Dist	0.00	0.00	0.00					127.35		
06/04/2023	Sale	1,800.00	19,199.61	25,108.21	(5,908.60)		25,060.86				5,861.25
		1,800.00	19,199.61	25,108.21	(5,908.60)		25,060.86		127.35	0.00	5,861.25
<b>Elders Limited (ASX:ELD)</b>											
13/03/2023	Sale	2,000.00	18,026.17	25,858.93	(7,832.76)		25,858.93				7,832.76
		2,000.00	18,026.17	25,858.93	(7,832.76)		25,858.93			0.00	7,832.76
<b>Fortescue Metals Group Ltd (ASX:FMG)</b>											
04/07/2022	Sale	1,300.00	22,495.73	25,419.47	(2,923.74)		25,419.47				2,923.74
17/03/2023	Sale	1,300.00	27,786.61	24,729.95	3,056.66	24,729.95			3,056.66		
		2,600.00	50,282.34	50,149.42	132.92	24,729.95	25,419.47		3,056.66	0.00	2,923.74
<b>Goodman Group - Fully Paid Ordinary/Units Stapled Securities (ASX:GMG)</b>											
30/06/2023	Dist	0.00	0.00	0.00					83.17		
		0.00	0.00	0.00					83.17	0.00	

**F J Super Fund**  
**Realised Capital Gains**  
**For the period from 1 July 2022 to 30 June 2023**

	Accounting Treatment					Taxation Treatment					
	Quantity	Proceeds	Excess Tax Value*	Original Cost	Accounting Profit/(Loss)	Cost Base Calculation		Capital Gains Calculation			
						Adjusted	Reduced	Indexation	Discounted	Other	Deferred
<b><u>Listed Securities Market</u></b>											
<b>Hansen Technologies Limited (ASX:HSN)</b>											
15/09/2022	Sale	4,500.00	21,168.44	25,314.28	(4,145.84)		25,314.28				4,145.84
		4,500.00	21,168.44	25,314.28	(4,145.84)		25,314.28			0.00	4,145.84
<b>Iluka Resources Limited (ASX:ILU)</b>											
31/10/2022	Sale	3,600.00	30,886.90	26,035.00	4,851.90	10,435.05	15,599.95		7,582.31		2,730.41
		3,600.00	30,886.90	26,035.00	4,851.90	10,435.05	15,599.95		7,582.31	0.00	2,730.41
<b>Pengana Capital Group Limited (ASX:PCG)</b>											
13/03/2023	Sale	5,800.00	7,660.19	10,295.95	(2,635.76)		10,295.95				2,635.76
		5,800.00	7,660.19	10,295.95	(2,635.76)		10,295.95			0.00	2,635.76
<b>Pinnacle Investment Management Group Limited (ASX:PNI)</b>											
03/10/2022	Sale	2,250.00	18,489.01	24,995.73	(6,506.72)		24,995.73				6,506.72
		2,250.00	18,489.01	24,995.73	(6,506.72)		24,995.73			0.00	6,506.72
<b>Platinum Asset Management Limited - Ordinary Fully Paid (ASX:PTM)</b>											
17/03/2023	Sale	9,200.00	15,748.05	20,076.72	(4,328.67)		20,076.72				4,328.67
		9,200.00	15,748.05	20,076.72	(4,328.67)		20,076.72			0.00	4,328.67
<b>Resimac Group Ltd (ASX:RMC)</b>											
13/03/2023	Sale	16,000.00	15,368.99	21,133.35	(5,764.36)		21,133.35				5,764.36
		16,000.00	15,368.99	21,133.35	(5,764.36)		21,133.35			0.00	5,764.36
<b>Rio Tinto Limited (ASX:RIO)</b>											
11/07/2022	Sale	230.00	22,015.55	24,707.37	(2,691.82)		24,707.37				2,691.82
		230.00	22,015.55	24,707.37	(2,691.82)		24,707.37			0.00	2,691.82
<b>South32 Limited (ASX:S32)</b>											
27/06/2023	Sale	5,800.00	21,586.29	24,998.95	(3,412.66)		24,998.95				3,412.66
		5,800.00	21,586.29	24,998.95	(3,412.66)		24,998.95			0.00	3,412.66
<b>Stockland - Fully Paid Ordinary/Units Stapled Securities (ASX:SGP)</b>											
30/06/2023	Dist	0.00	0.00	0.00					149.66		
		0.00	0.00	0.00					149.66	0.00	
<b>Telstra Corporation Limited. - Ordinary Fully Paid (ASX:TLS)</b>											
31/10/2022	Sale	6,300.00	20,252.95	20,252.95	0.00	20,252.95			0.00		
		6,300.00	20,252.95	20,252.95	0.00	20,252.95			0.00	0.00	

**F J Super Fund**  
**Realised Capital Gains**  
For the period from 1 July 2022 to 30 June 2023

	Accounting Treatment				Taxation Treatment							
	Quantity	Proceeds	Excess Tax Value*	Original Cost	Accounting Profit/(Loss)	Cost Base Calculation		Capital Gains Calculation				
						Adjusted	Reduced	Indexation	Discounted	Other	Deferred	Capital Loss
<b><u>Listed Securities Market</u></b>												
Telstra Group Limited - Ordinary Fully Paid Deferred Settlement (ASX:TLSDA)												
01/11/2022	Sale	6,300.00	20,252.95	20,252.95	0.00	20,252.95			0.00			
		6,300.00	20,252.95	20,252.95	0.00	20,252.95			0.00		0.00	
<b>Listed Securities Market Total</b>		362,118.37		419,550.18	(57,431.81)	75,670.90	343,831.93		7,942.49	3,056.66	0.00	68,023.43
<b><u>Unlisted Market</u></b>												
EDE_R (ASX:EDE_R)												
27/01/2023	Sale	31,800.00	0.00	0.00		0.00			0.00			
		31,800.00	0.00	0.00		0.00			0.00		0.00	
<b>Unlisted Market Total</b>		0.00		0.00		0.00			0.00		0.00	
<b>Grand Total</b>		362,118.37		419,550.18	(57,431.81)	75,670.90	343,831.93		7,942.49	3,056.66	0.00	68,023.43

\* Where there is an Excess Tax Value Amount, the Accounting Profit/(Loss) figure takes account of this. Accounting Profit/(Loss) equals Proceeds less Excess Tax Value less Original Cost.



**F J Super Fund**  
**Realised Capital Gains**  
**For the period from 1 July 2022 to 30 June 2023**

**Capital Gains Tax Return Summary**

	<b>Indexation</b>	<b>Discount</b>	<b>Other</b>	<b>Deferred</b>	<b>Total Capital Gains</b>	<b>Capital Losses</b>
<b>Current Year Capital Gains</b>						
Shares & Units - Listed Shares	0.00	7,582.00	3,056.00	0.00	10,638.00	62,162.00
Shares & Units - Other Shares	0.00	0.00	0.00	0.00	0.00	0.00
Shares & Units - Listed Trusts	0.00	0.00	0.00	0.00	0.00	5,861.00
Shares & Units - Other Units	0.00	0.00	0.00	0.00	0.00	0.00
Australian Real Estate	0.00	0.00	0.00	0.00	0.00	0.00
Other Real Estate	0.00	0.00	0.00	0.00	0.00	0.00
Collectables	0.00	0.00	0.00	0.00	0.00	0.00
Other CGT Assets & Other CGT Events	0.00	0.00	0.00	0.00	0.00	0.00
Distributed Capital Gains from Trusts	0.00	360.00	0.00	0.00	360.00	0.00
	0.00	7,942.00	3,056.00	0.00	10,998.00	68,023.00
<b>Capital Losses Applied</b>						
Current Year	0.00	7,942.00	3,056.00	0.00	10,998.00	
Prior Years	0.00	0.00	0.00	0.00	0.00	
	0.00	7,942.00	3,056.00	0.00	10,998.00	
<b>Net Capital Gains</b>						
Net Gain after applying losses	0.00	0.00	0.00	0.00	0.00	
Discount applicable		0.00				
Net Gain after applying discount	0.00	0.00	0.00	0.00	0.00	

13 February 2024

The Trustees  
F J Super Fund  
c/- Roach & Bruce Consulting Pty Ltd  
Suite 7 Level 5  
66 Hunter Street  
**SYDNEY NSW 2000**

Dear Trustees,

**Subject: Actuarial Certificate – Tax Exempt Percentage for the 2022/23 year  
F J Super Fund**

Thank you for requesting this actuarial certificate from Verus SMSF Actuaries.

#### Results

We calculate that the tax exempt percentage for F J Super Fund in the 2022/23 financial year is **26.26%**.

#### More Information

Further details regarding this actuarial certificate are contained in the appendices, including:

- Appendix 1: Data Summary
- Appendix 2: Detailed Results
- Appendix 3: Further Information

Note that the results in this certificate are based on the information provided to us. If there are any material changes to the information provided, please contact us, as the results may need to be updated.

If you would like to discuss any aspect of this actuarial certificate, please don't hesitate to contact us.

Yours sincerely,



**Alfred Au**, B.Com, LL.B. (Hons), FIAA  
Consulting Actuary

Verus Reference Number: ZC14075004044

## Appendix 1 - Data Summary

### Contact Details

Name	Fiona Ludlam
Company	Roach & Bruce Consulting Pty Ltd
Telephone	02 9232 8211

### Fund Details

Fund Name	F J Super Fund
Name of Trustees	Amy Finlay-Jones
	Dominic Finlay-Jones
	Robert Finlay-Jones
	Zoe Finlay-Jones
Tax Year for Actuarial Certificate	2022/23
ABN of Fund	78 531 928 860

### Member Details

Members' Names	Amy Finlay-Jones
	Dominic Finlay-Jones
	Robert Finlay-Jones
	Zoe Finlay-Jones

### Financial Details

	Amount (\$)
Opening Balance at 1 July 2022	822,684.65
Concessional Contributions	55,267.39
Non-concessional Contributions	0.00
Rollovers-in	0.00
Rollovers-out	0.00
Lump Sum and Pension Benefits Paid	40,000.00
Other Net Income	4,283.96
Closing Balance at 30 June 2023	842,236.00

We understand that the Fund's financial statements have not been audited at the time this certificate has been prepared.

### Segregation

The Fund did not have any segregated current pension assets during the financial year.

**Appendix 2 - Detailed Results**

Tax Exempt Percentage

This actuarial certificate has been prepared to provide the tax exempt percentage applying to F J Super Fund for the 2022/23 financial year.

During the 2022/23 financial year, the Fund contained only member accounts in accumulation phase and account based pensions. Therefore no assumptions about future inflation, investment returns or discount rates have been required to calculate the tax exempt percentage. Only data regarding the Fund’s balances in accumulation phase and the Fund’s balances in retirement phase plus details of transactions within, to and from the Fund during the year have been provided for this calculation.

Using the data supplied, we have calculated the tax exempt percentage based on the ratio below:

$$\frac{\text{Average value of current pension liabilities}}{\text{Average value of superannuation liabilities}}$$

$$= \$216,970 / \$826,227$$

$$= 26.26\%$$

The values for the current pension liabilities and the superannuation liabilities shown above are time weighted average balances over the financial year. Segregated current pension assets and segregated non-current assets (if any) have been excluded from the values shown above.

Member Breakdown

To assist you, we have also calculated the breakdown of the tax exempt percentage between the Fund’s members, as follows:

<b>Member Name</b>	<b>Tax Exempt Percentage</b>	<b>Taxable Percentage</b>
Amy Finlay-Jones	0.00%	13.84%
Dominic Finlay-Jones	0.00%	26.33%
Robert Finlay-Jones	26.26%	0.00%
Zoe Finlay-Jones	0.00%	33.57%
Reserve	0.00%	0.00%
<b>Total</b>	<b>26.26%</b>	<b>73.74%</b>

This breakdown between members is not required for the Fund’s tax return, but may assist in other ways, for example with allocating the Fund’s tax liabilities between members.

### **Appendix 3 - Further Information**

#### Actuarial Standards

This actuarial certificate has been prepared in accordance with Professional Standard 406 of the Institute of Actuaries of Australia.

#### Other Comments

We have been informed by the trustee and/or their advisors that the relevant pension liabilities meet the requirements to be considered a retirement phase superannuation income stream. We have relied upon this information in preparing this actuarial certificate.

As required under Professional Standard 406, we are satisfied that the value of particular liabilities of the Fund at a particular time as set out in this certificate is the amount of the Fund's assets, together with any future contributions in respect of the benefits concerned and expected earnings on the assets and contributions after that time, that would provide the amount required to discharge those liabilities as they fall due.

We also document the following information items provided to us, and upon which we have relied, when preparing this certificate:

<b>Item</b>	<b>Information Provided</b>
Does the Fund meet the definition of Disregarded Small Fund Assets for the tax year covered by this certificate?	No
Have the trustee(s) chosen (if eligible) to treat all of the assets of the fund as not being segregated current pension assets for the whole of the tax year covered by this certificate?	No

#### Requirement for and Use of Actuarial Certification

This actuarial certificate is required so that the Fund can claim an exemption from tax on the investment income derived from the unsegregated assets supporting members' balances that are in retirement phase. The certificate should be obtained before the Fund submits its tax return. It does not need to be submitted with the Fund's tax return, but should be retained in the Fund's records.

An actuarial certificate is required for a Fund that has been partly in retirement phase and partly in accumulation phase during the year and which is not applying the segregated method throughout the year. Therefore an actuarial certificate is not required if:

- The Fund was entirely in accumulation phase for the whole of the tax year; or
- The Fund was entirely in retirement phase for the whole of the tax year; or
- The Fund's retirement phase assets and accumulation phase assets were fully segregated throughout the tax year.

The tax exempt percentage should be applied to the Fund's assessable income (excluding any non-arm's length income, concessional contributions and any income derived from segregated assets) to determine how much income is exempt from tax.



**Australian Government**  
**Australian Taxation Office**

## PAYG Instalments report 2023

**Tax Agent** 66576009  
**Last Updated** 27/01/2024

<b>TFN</b>	<b>Client Name</b>	<b>Quarter 1 (\$)</b>	<b>Quarter 2 (\$)</b>	<b>Quarter 3 (\$)</b>	<b>Quarter 4 (\$)</b>	<b>Total Instalment (\$)</b>
817102332	F J SUPER FUND	578.00	578.00	578.00	1,551.00	3,285.00

**Total No of Clients: 1**



## Activity statement 001

<b>Date generated</b>	30 January 2024
<b>Overdue</b>	\$0.00
<b>Not yet due</b>	\$0.00
<b>Balance</b>	\$0.00

## Transactions

23 results found - from 30 January 2022 to 30 January 2024 sorted by **processed date** ordered **newest to oldest**

Processed date	Effective date	Description	Debit (DR)	Credit (CR)	Balance
25 Jan 2024	28 Feb 2024	Original Activity Statement for the period ending 31 Dec 23 - PAYG Instalments	\$854.00		\$0.00
3 Jan 2024	2 Jan 2024	Payment received		\$854.00	\$854.00 CR
19 Oct 2023	30 Oct 2023	Original Activity Statement for the period ending 30 Sep 23 - PAYG Instalments	\$854.00		\$0.00
18 Oct 2023	17 Oct 2023	Payment received		\$854.00	\$854.00 CR
6 Jul 2023	28 Jul 2023	Original Activity Statement for the period ending 30 Jun 23 - PAYG Instalments	\$1,551.00		\$0.00
28 Jun 2023	27 Jun 2023	Payment received		\$1,551.00	\$1,551.00 CR
4 May 2023	4 May 2023	General interest charge			\$0.00
4 May 2023	3 May 2023	Payment received		\$578.00	\$0.00
1 May 2023	1 May 2023	General interest charge			\$578.00 DR
30 Apr 2023	28 Apr 2023	Original Activity Statement for the period ending 31 Mar 23 - PAYG Instalments	\$578.00		\$578.00 DR

Processed date	Effective date	Description	Debit (DR)	Credit (CR)	Balance
8 Feb 2023	7 Feb 2023	Payment received		\$578.00	\$0.00
7 Feb 2023	28 Feb 2023	Original Activity Statement for the period ending 31 Dec 22 - PAYG Instalments	\$578.00		\$578.00 DR
27 Oct 2022	28 Oct 2022	Original Activity Statement for the period ending 30 Sep 22 - PAYG Instalments	\$578.00		\$0.00
5 Oct 2022	3 Oct 2022	Payment received		\$578.00	\$578.00 CR
1 Jul 2022	28 Jul 2022	Original Activity Statement for the period ending 30 Jun 22		\$0.00	\$0.00
2 May 2022	2 May 2022	General interest charge			\$0.00
28 Apr 2022	28 Apr 2022	Original Activity Statement for the period ending 31 Mar 22 - PAYG Instalments	\$1,923.00		\$0.00
28 Apr 2022	26 Apr 2022	Payment received		\$1,923.00	\$1,923.00 CR
23 Mar 2022	23 Mar 2022	General interest charge			\$0.00
23 Mar 2022	22 Mar 2022	Payment received		\$3,846.00	\$0.00
23 Mar 2022	1 Mar 2022	General interest charge			\$3,846.00 DR
7 Mar 2022	28 Feb 2022	Original Activity Statement for the period ending 31 Dec 21 - PAYG Instalments	\$1,923.00		\$3,846.00 DR
1 Feb 2022	1 Feb 2022	General interest charge			\$1,923.00 DR





## Income tax 551

<b>Date generated</b>	30 January 2024
<b>Overdue</b>	\$0.00
<b>Not yet due</b>	\$0.00
<b>Balance</b>	\$0.00

## Transactions

6 results found - from **30 January 2022** to **30 January 2024** sorted by **processed date** ordered **newest to oldest**

Processed date	Effective date	Description	Debit (DR)	Credit (CR)	Balance
11 May 2023	16 May 2023	EFT refund for Income Tax for the period from 01 Jul 21 to 30 Jun 22	\$2,409.26		\$0.00
11 May 2023	11 May 2023	Interest on overpayment for Income Tax for the period from 01 Jul 21 to 30 Jun 22		\$0.51	\$2,409.26 CR
11 May 2023	11 May 2023	Tax return Self Man Superfund - Income Tax for the period from 01 Jul 21 to 30 Jun 22		\$2,408.75	\$2,408.75 CR
20 May 2022	20 May 2022	General interest charge			\$0.00
20 May 2022	19 May 2022	Payment received		\$326.39	\$0.00
17 May 2022	14 Jun 2022	Tax return Self Man Superfund - Income Tax for the period from 01 Jul 20 to 30 Jun 21	\$326.39		\$326.39 DR

<b>Client name</b>	FJ SUPER FUND	<b>Fin Accounts Prepared by</b>	Fiona Ludlam
<b>Client code</b>	FJSF	<b>Date prepared</b>	13-Feb-2024
<b>Year ended</b>	30-Jun-2023	<b>Reviewed by</b>	
<b>SRN/HIN</b>	X0037145343	<b>Date reviewed</b>	
<b>Postcode</b>	5007	<a href="#">Back to Cover</a>	


**Benefits Paid**

b Did the member participate in early access to super? No

1.1 a Were there pension benefits paid to members during the financial year? Yes

c Have you confirmed with the ATO, the tax free low rate cap of the Superannuation Lump Sum benefit for the following members? N/A

- [Enter name of member 1]
- [Enter name of member 2]
- [Enter name of member 3]
- [Enter name of member 4]



*This amount is beneficial to members who have reached preservation age and are permanently retired (never intending to work again) as it is tax free. For the year ended 30 June 2019, 30 June 2020, 30 June 2021 & 30 June 2023 the thresholds are \$205,000, \$210,000, \$215,000 & \$230,000 respectively.*

Was there also an accumulation account for more than one day? Yes

**WARNING - ACTUARIAL CERTIFICATE IS REQUIRED PRIOR TO LODGEMENT OF TAX RETURN. Otherwise pension exempt factor is zero**

<b>Client name</b>	FJ SUPER FUND	<b>Fin Accounts Prepared by</b>	Fiona Ludlam
<b>Client code</b>	FJSF	<b>Date prepared</b>	13-Feb-2024
<b>Year ended</b>	30-Jun-2023	<b>Reviewed by</b>	
<b>SRN/HIN</b>	X0037145343	<b>Date reviewed</b>	
<b>Postcode</b>	5007	<a href="#">Back to Cover</a>	

<b>Minimum pension for the financial year beginning</b>	01-Jul-2022	
Days in financial year	365.00	
<b>Name of members</b>	<b>Robert Finlay-Jones</b>	<b>Member 2</b>
<b>Account ID (please use M0000X format)</b>	<b>M00001</b>	<b>M00002</b>
Member's date of birth	19-Nov-1946	19-Nov-1946
Age at beginning of financial year audited	75	75
Pension commencement date	01-Jul-2011	01-Jul-2011
Is this a transition to retirement pension?	<b>No</b>	<b>No</b>
Days in pension during financial year	365	365
Member's account balance at the end of the previous financial year or when pension is commenced	236,669.04	
Account based percentage for previous financial year	3.0%	3.0%
Minimum pension amount	7,100.00	-
Maximum pension amount		
Pension taken for the financial year ending 30 Jun 2023	40,000.00	

<b>Client name</b>	FJ SUPER FUND	<b>Fin Accounts Prepared by</b>	Fiona Ludlam
<b>Client code</b>	FJSF	<b>Date prepared</b>	13-Feb-2024
<b>Year ended</b>	30-Jun-2023	<b>Reviewed by</b>	
<b>SRN/HIN</b>	X0037145343	<b>Date reviewed</b>	
<b>Postcode</b>	5007	<a href="#">Back to Cover</a>	

**Minimum pension for the next financial year beginning**

01-Jul-2023

	<b>Robert Finlay-Jones</b>	<b>Member 2</b>
Name of members	<b>M00001</b>	<b>M00002</b>
Account ID (please use M0000X format)		
Age at beginning of next financial year	76	76
Is this a transition to retirement pension?	No	No
Member's account balance at the beginning of the financial year	200,954.22	
Account based percentage for next financial year	6.0%	6.0%
Minimum pension amount	12,060.00	-
Maximum pension amount		

1.2 Has the minimum pension requirement been met and paid out correctly?

Yes

1.3 Was the pension paid consistent with prior years?

Yes

1.4 Is the pension reversionary?

No

1.5 Does the pension member have a Commonwealth Seniors Health Card?

No

1.6 Was TBAR Reporting update to date? Add Relevant tag in Class Super.

Yes

**Creditors**

**2 & 3** Super fund does not have any creditors apart from tax liabilities (current and deferred) and/or accrued accounting/audit fees.

**Borrowings**

**4** Reviewed records and reasonably confirm that there were no borrowings that would cause the

**F J Super Fund**  
**Pension Withdrawal Limits**  
**For the Period 1 July 2022 to 30 June 2023**

**Mr Robert Finlay-Jones**  
**YTD Summaries**

	Drawdowns to date	Rqd. for Minimum	Minimum	Rqd for Plan	Plan*	Remaining until Max	Maximum	Tax Free %
Pension 01.07.11	40,000.00	OK!	7,100.00	OK!	7,100.00	-	-	100.00%
Pension 01.07.11 (2)	0.00	OK!	0.00	OK!	0.00	-	-	13.41%
Pension 06.06.14	0.00	OK!	0.00	OK!	0.00	-	-	100.00%

**Totals**

Gross Drawdowns	40,000.00	0.00	7,100.00	0.00	7,100.00			
PAYG Tax	0.00	0.00	0.00	0.00	0.00			
Net Drawdowns	40,000.00	0.00	7,100.00	0.00	7,100.00			

Footnotes:

\*The plan amount is the annual pension review amount or the minimum amount where no review amount is recorded.

**Pension Payments**

Pension 01.07.11

Date	Gross Amount	PAYG	Net Amount	Description
24/08/2022	10,000.00	0.00	10,000.00	Transfer to xx6393
30/11/2022	10,000.00	0.00	10,000.00	RFJ pension Transfer to xx6393
02/03/2023	10,000.00	0.00	10,000.00	Transfer to xx6393
18/04/2023	10,000.00	0.00	10,000.00	RFJ Pension Transfer to xx6393
<b>Totals:</b>	<b>40,000.00</b>	<b>0.00</b>	<b>40,000.00</b>	

Client name	FJ SUPER FUND	Fin Accounts Prepared by	Fiona Ludlam
Client code	FJSF	Date prepared	13-Feb-2024
Year ended	30-Jun-2023	Reviewed by	
SRN/HIN	X0037145343	Date reviewed	
Postcode	5007	<a href="#">Back to Cover</a>	

**1 Benefits (member's balances)**

Reviewed member statements and agreed to financial report  
*Referred to attached Member Benefit Statements*

Yes

**2 Earnings**

Reviewed member statements and confirmed that incomes and expenses have been recorded and allocated correctly to members accounts.

Yes

**3 Reserves**

All earnings were allocated to members accounts. Ensure reserves were permitted and recorded in the financial report in accordance with the trustees' policy.

N/A

**4 Contributions**

Confirmed all contributions received have been allocated to the correct members account. Otherwise must be rejected within 28 days after the end of the month in which it is received. Refer to Schedule N

Yes

**5 External Superannuation Interests**

Do the member(s) have superannuation interests outside of the SMSF?

No

Has this been entered into Class?

N/A

**If No, enter into Class using the following steps: Select "Members" --> "Contribution Caps" --> "Edit" (bottom left corner) --> Under Total Superannuation Balance include it in the accumulation/retirement phase "External" box**

**6 Binding Death Benefit Nominations (BDBNs)**

BDBNs have been reviewed and are still valid?  
*Ensure has been entered into Class Super*

Yes

**Note: Does the trust deed provide for non-lapsing BDBNs? All new and amended Trust Deeds from Patricia Holdings should have this, please check para 51.2.8 or relevant paragraph. Members without dependants should amend their deed immediately)**

**BDBNs can only be left to financial dependants Check trust deed in the event of death of member and there is no binding death nomination**

**Witnesses to the BDBNs should not be trustees or beneficiaries of the super fund i.e. independent**

## F J Super Fund

### Members Summary Report - For the period 01/07/2022 to 30/06/2023

Member's Detail	Opening Balance	Increases				Decreases					Closing Balance
		Contrib	Tran In	Profit	Ins Proc	Tax	Exp	Ins Prem	Tran Out	Ben Paid	
<b>Ms Amy Finlay-Jones</b>											
41 Swan Street Mosman Park WA 6012											
Accumulation <b>Accumulation</b>	105,081.03	22,056.97	0.00	715.21	0.00	(2,528.97)	0.00	0.00	0.00	0.00	125,324.24
	105,081.03	22,056.97	0.00	715.21	0.00	(2,528.97)	0.00	0.00	0.00	0.00	125,324.24
<b>Mr Dominic Finlay-Jones</b>											
Po Box 431 Banqalow NSW 2479											
Accumulation <b>Accumulation</b>	209,071.69	19,365.99	0.00	1,360.64	0.00	(1,421.82)	0.00	0.00	0.00	0.00	228,376.50
	209,071.69	19,365.99	0.00	1,360.64	0.00	(1,421.82)	0.00	0.00	0.00	0.00	228,376.50
<b>Mr Robert Finlay-Jones</b>											
123 Drayton Street Bowden SA 5007											
Pension <b>Pension 01.07.11</b>	236,668.57	0.00	0.00	1,357.14	0.00	2,928.03	0.00	0.00	0.00	(40,000.00)	200,953.74
Pension <b>Pension 06.06.14</b>	0.47	0.00	0.00	0.01	0.00	0.00	0.00	0.00	0.00	0.00	0.48
	236,669.04	0.00	0.00	1,357.15	0.00	2,928.03	0.00	0.00	0.00	(40,000.00)	200,954.22
<b>Ms Zoe Finlay-Jones</b>											
Po Box 921 South Fremantle Loo WA 6162											
Accumulation <b>Accumulation</b>	271,862.89	13,844.43	0.00	1,734.84	0.00	(185.57)	0.00	0.00	0.00	0.00	287,256.59
	271,862.89	13,844.43	0.00	1,734.84	0.00	(185.57)	0.00	0.00	0.00	0.00	287,256.59
	822,684.65	55,267.39	0.00	5,167.84	0.00	(1,208.33)	0.00	0.00	0.00	(40,000.00)	841,911.55

**F J Super Fund**  
(ABN: 78 531 928 860)

**Consolidated Member Benefit Totals**

Period	Member Account Details
1 July 2022 - 30 June 2023	Residential Address: 41 Swan Street Mosman Park, WA 6012
Member	Number: FINLAA0
Ms Amy Finlay-Jones	Date of Birth: 10 January 1984 Date Joined Fund: 18 May 2004 Eligible Service Date: 18 May 2004 Tax File Number Held: Yes

*Note: this report provides a consolidated view of the Member's interests in the SMSF  
Refer to the Member Benefit Statements produced for each member account for further details*

**Your Accounts**

<b>Withdrawal Benefit</b> as at 1 Jul 2022	
Accumulation	105,081.03
<b>Total</b> as at 1 Jul 2022	<b>105,081.03</b>

<b>Withdrawal Benefit</b> as at 30 Jun 2023	
Accumulation	125,324.24
<b>Total</b> as at 30 Jun 2023	<b>125,324.24</b>

**Your Tax Components**

Tax Free	-
Taxable - Taxed	125,324.24
Taxable - Untaxed	-

**Your Preservation Components**

Preserved	125,324.24
Restricted Non Preserved	-
Unrestricted Non Preserved	-

**Your Insurance Benefits**

No insurance details have been recorded

**Your Beneficiaries**

**Non Lapsing Binding Death Nomination\***

100% Legal personal representative

\* Nomination in effect from **18 October 2018**

**For Enquiries:**

phone 0292328211 | fax 0292353510  
mail F J Super Fund, 123 Drayton Street, Bowden SA 5007



**F J Super Fund**  
(ABN: 78 531 928 860)

**Member Benefit Statement**

<b>Period</b>	<b>Member Account Details</b>
<b>1 July 2022 - 30 June 2023</b>	Residential Address: 41 Swan Street Mosman Park, WA 6012
<b>Member</b>	Number: FINLAA0
<b>Ms Amy Finlay-Jones</b>	Date of Birth: 10 January 1984 Date Joined Fund: 18 May 2004 Eligible Service Date: 18 May 2004
<b>Accumulation Account</b>	Tax File Number Held: Yes
<b>Accumulation</b>	Account Start Date: 18 May 2004

<b>Your Account Summary</b>	
<b>Withdrawal Benefit</b> as at 1 Jul 2022	<b>105,081.03</b>
<i><u>Increases to your account:</u></i>	
Employer Contributions	22,056.97
Share Of Net Fund Income	715.21
Tax on Net Fund Income	779.58
<b><u>Total Increases</u></b>	<b>23,551.76</b>
<i><u>Decreases to your account:</u></i>	
Contributions Tax	3,308.55
<b><u>Total Decreases</u></b>	<b>3,308.55</b>
<b>Withdrawal Benefit</b> as at 30 Jun 2023	<b>125,324.24</b>

<b>Your Tax Components</b>	
Tax Free	0.0000 % -
Taxable - Taxed	125,324.24
Taxable - Untaxed	-
<b>Your Preservation Components</b>	
Preserved	125,324.24
Restricted Non Preserved	-
Unrestricted Non Preserved	-
<b>Your Insurance Benefits</b>	
No insurance details have been recorded	
<b>Your Beneficiaries</b>	
<b>Non Lapsing Binding Death Nomination*</b>	
100% Legal personal representative	
* Nomination in effect from <b>18 October 2018</b>	

**Trustees**

The Trustees of the Fund are as follows:

Zoe Finlay-Jones,  
Robert Finlay-Jones,  
Amy Finlay-Jones and  
Dominic Finlay-Jones

**Availability of Other Fund Information**

Additional information regarding your membership is available on request. What your Fund can do is governed by the provisions of its Trust Deed, which is available for inspection. If you require further information or clarification of any aspect of your membership of the Fund, please contact your Fund's Administrator or Trustees.

**Trustees Disclaimer**

This statement has been prepared by the Trustees for the member whose name appears at the top of this statement. While every effort has been made by the Trustees to ensure the accuracy and completeness of this statement, the Trustees do not accept any liability for any errors, omissions or misprints.

Signed on behalf of the Trustees of the Fund

.....  
Zoe Finlay-Jones  
Trustee

.....  
Robert Finlay-Jones  
Trustee

.....  
Amy Finlay-Jones  
Trustee

.....  
Dominic Finlay-Jones  
Trustee

Statement Date: 30 June 2023

**F J Super Fund**  
(ABN: 78 531 928 860)

**Consolidated Member Benefit Totals**

Period	Member Account Details
1 July 2022 - 30 June 2023	Residential Address: Po Box 431 Bangalow, NSW 2479
Member	Number: FINLAD0
Mr Dominic Finlay-Jones	Date of Birth: 11 June 1977 Date Joined Fund: 18 May 2004 Eligible Service Date: 18 May 2004 Tax File Number Held: Yes

*Note: this report provides a consolidated view of the Member's interests in the SMSF  
Refer to the Member Benefit Statements produced for each member account for further details*

**Your Accounts**

<b>Withdrawal Benefit</b> as at 1 Jul 2022	
Accumulation	209,071.69
<b>Total</b> as at 1 Jul 2022	<b>209,071.69</b>
<b>Withdrawal Benefit</b> as at 30 Jun 2023	
Accumulation	228,376.50
<b>Total</b> as at 30 Jun 2023	<b>228,376.50</b>

**Your Tax Components**

Tax Free	-
Taxable - Taxed	228,376.50
Taxable - Untaxed	-

**Your Preservation Components**

Preserved	228,376.50
Restricted Non Preserved	-
Unrestricted Non Preserved	-

**Your Insurance Benefits**

No insurance details have been recorded

**Your Beneficiaries**

**Binding Beneficiary Nomination\***

100% Wife Georgia Elvy Fox

\* Nomination in effect from **16 March 2016**

**For Enquiries:**

phone 0292328211 | fax 0292353510  
mail F J Super Fund, 123 Drayton Street, Bowden SA 5007

**F J Super Fund**  
(ABN: 78 531 928 860)

**Member Benefit Statement**

Period	Member Account Details
<b>1 July 2022 - 30 June 2023</b>	Residential Address: Po Box 431 Bangalow, NSW 2479
<b>Member</b> Number: FINLAD0	Date of Birth: 11 June 1977
<b>Mr Dominic Finlay-Jones</b>	Date Joined Fund: 18 May 2004
<b>Accumulation Account</b>	Eligible Service Date: 18 May 2004
<b>Accumulation</b>	Tax File Number Held: Yes
	Account Start Date: 18 May 2004

Your Account Summary	
<b>Withdrawal Benefit</b> as at 1 Jul 2022	<b>209,071.69</b>
<i><u>Increases to your account:</u></i>	
Employer Contributions	19,365.99
Share Of Net Fund Income	1,360.64
Tax on Net Fund Income	1,483.08
<b><u>Total Increases</u></b>	<b>22,209.71</b>
<i><u>Decreases to your account:</u></i>	
Contributions Tax	2,904.90
<b><u>Total Decreases</u></b>	<b>2,904.90</b>
<b>Withdrawal Benefit</b> as at 30 Jun 2023	<b>228,376.50</b>

Your Tax Components		
Tax Free	0.0000 %	-
Taxable - Taxed		228,376.50
Taxable - Untaxed		-

Your Preservation Components	
Preserved	228,376.50
Restricted Non Preserved	-
Unrestricted Non Preserved	-

Your Insurance Benefits	
No insurance details have been recorded	

Your Beneficiaries	
<b>Binding Beneficiary Nomination*</b>	
100% Wife Georgia Elvy Fox	
* Nomination in effect from <b>16 March 2016</b>	

**Trustees**

The Trustees of the Fund are as follows:

Zoe Finlay-Jones,  
Robert Finlay-Jones,  
Amy Finlay-Jones and  
Dominic Finlay-Jones

**Availability of Other Fund Information**

Additional information regarding your membership is available on request. What your Fund can do is governed by the provisions of its Trust Deed, which is available for inspection. If you require further information or clarification of any aspect of your membership of the Fund, please contact your Fund's Administrator or Trustees.

**Trustees Disclaimer**

This statement has been prepared by the Trustees for the member whose name appears at the top of this statement . While every effort has been made by the Trustees to ensure the accuracy and completeness of this statement, the Trustees do not accept any liability for any errors, omissions or misprints.

Signed on behalf of the Trustees of the Fund

.....  
Zoe Finlay-Jones  
Trustee

.....  
Robert Finlay-Jones  
Trustee

.....  
Amy Finlay-Jones  
Trustee

.....  
Dominic Finlay-Jones  
Trustee

Statement Date: 30 June 2023

**F J Super Fund**  
(ABN: 78 531 928 860)

**Consolidated Member Benefit Totals**

Period	Member Account Details
1 July 2022 - 30 June 2023	Residential Address: 123 Drayton Street Bowden, SA 5007
Member	Number: FINLAR0
Mr Robert Finlay-Jones	Date of Birth: 19 November 1946 Date Joined Fund: 18 May 2004 Eligible Service Date: 18 May 2004 Tax File Number Held: Yes

*Note: this report provides a consolidated view of the Member's interests in the SMSF  
Refer to the Member Benefit Statements produced for each member account for further details*

**Your Accounts**

<b>Withdrawal Benefit</b> as at 1 Jul 2022	
Pension 01.07.11	236,668.57
Pension 06.06.14	0.47
<b>Total</b> as at 1 Jul 2022	<b>236,669.04</b>

<b>Withdrawal Benefit</b> as at 30 Jun 2023	
Pension 01.07.11	200,953.74
Pension 06.06.14	0.48
<b>Total</b> as at 30 Jun 2023	<b>200,954.22</b>

**Your Tax Components**

Tax Free	200,954.22
Taxable - Taxed	-
Taxable - Untaxed	-

**Your Preservation Components**

Preserved	-
Restricted Non Preserved	-
Unrestricted Non Preserved	200,954.22

**Your Insurance Benefits**

No insurance details have been recorded

**Your Beneficiaries**

**Non Lapsing Binding Death Nomination\***

100% Legal Personal Representative

\* Nomination in effect from **18 October 2018**

**For Enquiries:**

phone **0292328211** | fax **0292353510**  
mail **F J Super Fund, 123 Drayton Street, Bowden SA 5007**

**F J Super Fund**  
(ABN: 78 531 928 860)

**Member Benefit Statement**

<b>Period</b>	<b>Member Account Details</b>
1 July 2022 - 30 June 2023	Residential Address: 123 Drayton Street Bowden, SA 5007
<b>Member</b> Number: FINLAR0	Date of Birth: 19 November 1946
<b>Mr Robert Finlay-Jones</b>	Date Joined Fund: 18 May 2004
<b>Pension Account</b>	Eligible Service Date: 18 May 2004
<b>Pension 01.07.11</b>	Tax File Number Held: Yes
	Account Start Date: 1 July 2011

<b>Your Account Summary</b>	
<b>Withdrawal Benefit</b> as at 1 Jul 2022	<b>236,668.57</b>
<i><u>Increases to your account:</u></i>	
Share Of Net Fund Income	1,357.14
Tax on Net Fund Income	2,928.03
<u>Total Increases</u>	<u>4,285.17</u>
<i><u>Decreases to your account:</u></i>	
Pension Payments	40,000.00
<u>Total Decreases</u>	<u>40,000.00</u>
<b>Withdrawal Benefit</b> as at 30 Jun 2023	<b>200,953.74</b>

<b>Your Tax Components</b>		
Tax Free	100.0000 %	200,953.74
Taxable - Taxed		-
Taxable - Untaxed		-
<b>Your Preservation Components</b>		
Preserved		-
Restricted Non Preserved		-
Unrestricted Non Preserved		200,953.74
<b>Your Insurance Benefits</b>		
No insurance details have been recorded		
<b>Your Beneficiaries</b>		
<b>Non Lapsing Binding Death Nomination*</b>		
100% Legal Personal Representative		
* Nomination in effect from <b>18 October 2018</b>		

**F J Super Fund**  
(ABN: 78 531 928 860)

**Member Benefit Statement**

<b>Period</b>	<b>Member Account Details</b>
<b>1 July 2022 - 30 June 2023</b>	Residential Address: 123 Drayton Street Bowden, SA 5007
<b>Member</b>	Date of Birth: 19 November 1946
Number: FINLAR0	Date Joined Fund: 18 May 2004
<b>Mr Robert Finlay-Jones</b>	Eligible Service Date: 18 May 2004
<b>Pension Account</b>	Tax File Number Held: Yes
<b>Pension 06.06.14</b>	Account Start Date: 6 June 2014

<b>Your Account Summary</b>		<b>Your Tax Components</b>	
<b>Withdrawal Benefit</b> as at 1 Jul 2022	<b>0.47</b>	Tax Free	100.0000 % 0.48
<i>Increases to your account:</i>		Taxable - Taxed	-
Share Of Net Fund Income	0.01	Taxable - Untaxed	-
<u>Total Increases</u>	<u>0.01</u>		
<b>Withdrawal Benefit</b> as at 30 Jun 2023	<b><u>0.48</u></b>		
		<b>Your Preservation Components</b>	
		Preserved	-
		Restricted Non Preserved	-
		Unrestricted Non Preserved	0.48
		<b>Your Insurance Benefits</b>	
		No insurance details have been recorded	
		<b>Your Beneficiaries</b>	
		<b>Non Lapsing Binding Death Nomination*</b>	
		100% Legal Personal Representative	
		* Nomination in effect from <b>18 October 2018</b>	

**For Enquiries:**

phone 0292328211 | fax 0292353510  
mail F J Super Fund, 123 Drayton Street, Bowden SA 5007



**Trustees**

The Trustees of the Fund are as follows:

Zoe Finlay-Jones,  
Robert Finlay-Jones,  
Amy Finlay-Jones and  
Dominic Finlay-Jones

**Availability of Other Fund Information**

Additional information regarding your membership is available on request. What your Fund can do is governed by the provisions of its Trust Deed, which is available for inspection. If you require further information or clarification of any aspect of your membership of the Fund, please contact your Fund's Administrator or Trustees.

**Trustees Disclaimer**

This statement has been prepared by the Trustees for the member whose name appears at the top of this statement . While every effort has been made by the Trustees to ensure the accuracy and completeness of this statement, the Trustees do not accept any liability for any errors, omissions or misprints.

Signed on behalf of the Trustees of the Fund

.....  
Zoe Finlay-Jones  
Trustee

.....  
Robert Finlay-Jones  
Trustee

.....  
Amy Finlay-Jones  
Trustee

.....  
Dominic Finlay-Jones  
Trustee

Statement Date: 30 June 2023

**F J Super Fund**  
(ABN: 78 531 928 860)

**Consolidated Member Benefit Totals**

Period	Member Account Details
1 July 2022 - 30 June 2023	Residential Address: Po Box 921 South Fremantle Lpo, WA 6162
Member	Number: FINLAZ0
Ms Zoe Finlay-Jones	Date of Birth: 25 November 1974 Date Joined Fund: 18 May 2004 Eligible Service Date: 18 May 2004 Tax File Number Held: Yes

*Note: this report provides a consolidated view of the Member's interests in the SMSF  
Refer to the Member Benefit Statements produced for each member account for further details*

**Your Accounts**

<b>Withdrawal Benefit</b> as at 1 Jul 2022	
Accumulation	271,862.89
<b>Total</b> as at 1 Jul 2022	<b>271,862.89</b>

<b>Withdrawal Benefit</b> as at 30 Jun 2023	
Accumulation	287,256.59
<b>Total</b> as at 30 Jun 2023	<b>287,256.59</b>

**Your Tax Components**

Tax Free	-
Taxable - Taxed	287,256.59
Taxable - Untaxed	-

**Your Preservation Components**

Preserved	287,256.59
Restricted Non Preserved	-
Unrestricted Non Preserved	-

**Your Insurance Benefits**

No insurance details have been recorded

**Your Beneficiaries**

**Non Lapsing Binding Death Nomination\***

100% Legal personal representative

\* Nomination in effect from **18 October 2018**

**For Enquiries:**

phone 0292328211 | fax 0292353510  
mail F J Super Fund, 123 Drayton Street, Bowden SA 5007

**F J Super Fund**  
(ABN: 78 531 928 860)

**Member Benefit Statement**

Period	Member Account Details
<b>1 July 2022 - 30 June 2023</b>	Residential Address: Po Box 921 South Fremantle Lpo, WA 6162
<b>Member</b> Number: FINLAZ0	Date of Birth: 25 November 1974
<b>Ms Zoe Finlay-Jones</b>	Date Joined Fund: 18 May 2004
<b>Accumulation Account</b>	Eligible Service Date: 18 May 2004
<b>Accumulation</b>	Tax File Number Held: Yes
	Account Start Date: 18 May 2004

Your Account Summary	
<b>Withdrawal Benefit</b> as at 1 Jul 2022	<b>271,862.89</b>
<i><u>Increases to your account:</u></i>	
Employer Contributions	13,844.43
Share Of Net Fund Income	1,734.84
Tax on Net Fund Income	1,891.09
<b><u>Total Increases</u></b>	<b>17,470.36</b>
<i><u>Decreases to your account:</u></i>	
Contributions Tax	2,076.66
<b><u>Total Decreases</u></b>	<b>2,076.66</b>
<b>Withdrawal Benefit</b> as at 30 Jun 2023	<b>287,256.59</b>

Your Tax Components	
Tax Free	0.0000 % -
Taxable - Taxed	287,256.59
Taxable - Untaxed	-
Your Preservation Components	
Preserved	287,256.59
Restricted Non Preserved	-
Unrestricted Non Preserved	-
Your Insurance Benefits	
No insurance details have been recorded	
Your Beneficiaries	
<b>Non Lapsing Binding Death Nomination*</b>	
100% Legal personal representative	
* Nomination in effect from <b>18 October 2018</b>	

**Trustees**

The Trustees of the Fund are as follows:

Zoe Finlay-Jones,  
Robert Finlay-Jones,  
Amy Finlay-Jones and  
Dominic Finlay-Jones

**Availability of Other Fund Information**

Additional information regarding your membership is available on request. What your Fund can do is governed by the provisions of its Trust Deed, which is available for inspection. If you require further information or clarification of any aspect of your membership of the Fund, please contact your Fund's Administrator or Trustees.

**Trustees Disclaimer**

This statement has been prepared by the Trustees for the member whose name appears at the top of this statement . While every effort has been made by the Trustees to ensure the accuracy and completeness of this statement, the Trustees do not accept any liability for any errors, omissions or misprints.

Signed on behalf of the Trustees of the Fund

.....  
Zoe Finlay-Jones  
Trustee

.....  
Robert Finlay-Jones  
Trustee

.....  
Amy Finlay-Jones  
Trustee

.....  
Dominic Finlay-Jones  
Trustee

Statement Date: 30 June 2023

Client name	FJ SUPER FUND	Fin Accounts Prepared by	Fiona Ludlam
Client code	FJSF	Date prepared	13-Feb-2024
Year ended	30/06/2023	Reviewed by	
SRN/HIN	X0037145343	Date reviewed	
Postcode	5007	<a href="#">Back to Cover</a>	

**1 Contributions**

Did the Super Fund receive any contributions during the financial year? Yes

For contributions received during the financial year, confirmed that contributions were received and allocated correctly to members' account and that where conditions of acceptance are not met, contributions have been rejected within allowed timeframe.

Where applicable, ensure s290-170 deduction notices are dated prior to commencement of pension (e.g. if there are deducted contributions made during the year and those contributions are rolled into a pension that same financial year, the contribution notices must be dated before the commencement date of the pension)

**2 Analysis of Employer Contributions**

Analytical review (10.5% of Wages and Salary or up to the annual maximum contribution base)

	Amy Finlay-Jones	Dominic Finlay-Jones
Wages and Salary		
Super Guarantee Rate	10.50%	10.50%
Compulsory employer contribution	-	-
Contribution received by super fund		
Maximum Contribution Base is (minimum required by employer)	25,292.40	25,292.40

Confirmed with the employer the total contributions received by the super fund is correct and have been allocated correctly to individual member's account. No

**3 Conditions of Acceptance**

	Amy Finlay-Jones	Dominic Finlay-Jones
Member's date of birth	10/01/1984	11/06/1977
Member's age at the end of the financial year	39	46

**Concessional Contribution (CC)**

	Yes	Yes
Does the member have super balance below \$500,000 in the financial year ending 30 Jun 2022		
Member's concessional contribution cap is	25,000.00	25,000.00
Concessional contribution received in financial year ending 30 Jun 2019		
Member's concessional contribution cap is	25,000.00	25,000.00
Concessional contribution received in financial year ending 30 Jun 2020		
Member's concessional contribution cap is	25,000.00	25,000.00
Concessional contribution received in financial year ending 30 Jun 2021		
Member's concessional contribution cap is	27,500.00	27,500.00
Concessional contribution received in financial year ending 30 Jun 2022		
Member's concessional contribution cap is	27,500.00	27,500.00
Concessional contribution received in financial year ending 30 Jun 2023	22,056.97	19,365.99

Client name	FJ SUPER FUND	Fin Accounts Prepared by	Fiona Ludlam
Client code	FJSF	Date prepared	13-Feb-2024
Year ended	30/06/2023	Reviewed by	
SRN/HIN	X0037145343	Date reviewed	
Postcode	5007	<a href="#">Back to Cover</a>	

Unused concessional cap carry forward contributions

Total unused available cap carried forward to the financial year ending 30 Jun 2024 107,943.03 110,634.01

**Non-Concessional Contribution (NCC)**

Member's non-concessional contribution cap is 110,000.00 110,000.00

Non-concessional contribution in the financial year ending 30 Jun 2023

Non-concessional contribution in the financial year ending 30 Jun 2022

Non-concessional contribution in the financial year ending 30 Jun 2021

Total non-concessional contribution in the current FY and the prior 2 years - -

Did the member bring forward contributions prior to 30 June 2023?

No	No
----	----

Have the members satisfy conditions of acceptance listed below

Yes
-----

**Under 67** - all contributions can be accepted

**Age 67 - 75**

**Over 75**

**Concessional Contributions Cap**

FY2022 all ages \$27,500 27,500 27,500

**Non-Concessional Contributions Cap**

FY2022 \$110,000 (for aged under 74, work test no longer needed from 1 July 2022) 110,000 110,000

Bring Forward 3 years for 75 and under (FY2022 depending on total superannuation balance) 330,000 330,000

If the member turned 67 during the year, can only bring forward two years.

**Changes to Non-Concessional Contributions Cap from 1 July 2022**

<u>Total superannuation balance</u> at 30 June of the previous financial year	Less than \$1.7m	Greater than or equal to \$1.7m
Non-concessional contributions cap	110,000	Nil

<u>Bring forward rules</u> Total superannuation balance on 30 June 2022	Max non-concessional contributions cap for the first year	Bring-forward period
Less than \$1.48m	330,000	3 years
\$1.48m to less than \$1.59m	220,000	2 years
\$1.59m to less than \$1.7m	110,000	No-bring-forward

Client name	FJ SUPER FUND	Fin Accounts Prepared by	Fiona Ludlam
Client code	FJSF	Date prepared	13-Feb-2024
Year ended	30/06/2023	Reviewed by	
SRN/HIN	X0037145343	Date reviewed	
Postcode	5007	<a href="#">Back to Cover</a>	

\$1.7m	Nil	N/A
--------	-----	-----

**4 Transfer In**

Obtained a copy of the rollover statement  
 Confirmed that where applicable all transfers/rollovers have been recorded correctly ensuring that benefits characteristics are maintained and there were no other issues in relation to any benefits transferred/rolled over during the year

**5 Contributions Splitting**

Was spouse splitting applicable during the year? **Confirm with AJB and clients**

N/A

Ensure the trust deed allows for contribution splitting  
 Ensure spouse meet conditions for splitting, either:  
 - less than their preservation age **or**  
 - between preservation age and 65 years and not retired  
 Ensure contributions splitting application is completed correctly prior to processing  
 Check amounts are consistent with prior year and ensure benefit paid and rollover statements are attached to workpapers

**6 Recontribution Strategy**

Have you considered a re-contribution strategy for members of this fund?  
 \* Work-test requirement for members aged 67 or over for Non-concessional contributions  
 \* Members currently receiving transition to retirement pension - need to consider cost and benefits of this strategy  
 \* Tax-free and taxable components (less attractive if current tax-free component is already high)

N/A

Summarise your decision below:

Client name	FJ SUPER FUND	Fin Accounts Prepared by	Fiona Ludlam
Client code	FJSF	Date prepared	13-Feb-2024
Year ended	30/06/2023	Reviewed by	
SRN/HIN	X0037145343	Date reviewed	
Postcode	5007	<a href="#">Back to Cover</a>	

**1 Contributions**

Did the Super Fund receive any contributions during the financial year? Yes

For contributions received during the financial year, confirmed that contributions were received and allocated correctly to members' account and that where conditions of acceptance are not met, contributions have been rejected within allowed timeframe.

Where applicable, ensure s290-170 deduction notices are dated prior to commencement of pension (e.g. if there are deducted contributions made during the year and those contributions are rolled into a pension that same financial year, the contribution notices must be dated before the commencement date of the pension)

**2 Analysis of Employer Contributions**

Analytical review (10.5% of Wages and Salary or up to the annual maximum contribution base)

	Zoe Finlay-Jones	Member 4
Wages and Salary		
Super Guarantee Rate	10.50%	10.50%
Compulsory employer contribution	-	-
Contribution received by super fund		
Maximum Contribution Base is (minimum required by employer)	25,292.40	25,292.40

Confirmed with the employer the total contributions received by the super fund is correct and have been allocated correctly to individual member's account. No

**3 Conditions of Acceptance**

	Zoe Finlay-Jones	Member 4
Member's date of birth	25/11/1974	25/11/1974
Member's age at the end of the financial year	48	48

**Concessional Contribution (CC)**

	Yes	Yes
Does the member have super balance below \$500,000 in the financial year ending 30 Jun 2022	Yes	Yes
Member's concessional contribution cap is	25,000.00	25,000.00
Concessional contribution received in financial year ending 30 Jun 2019		
Member's concessional contribution cap is	25,000.00	25,000.00
Concessional contribution received in financial year ending 30 Jun 2020		
Member's concessional contribution cap is	25,000.00	25,000.00
Concessional contribution received in financial year ending 30 Jun 2021		
Member's concessional contribution cap is	27,500.00	27,500.00
Concessional contribution received in financial year ending 30 Jun 2022		
Member's concessional contribution cap is	27,500.00	27,500.00
Concessional contribution received in financial year ending 30 Jun 2023	13,844.43	-



<b>Client name</b>	FJ SUPER FUND	<b>Fin Accounts Prepared by</b>	Fiona Ludlam
<b>Client code</b>	FJSF	<b>Date prepared</b>	13-Feb-2024
<b>Year ended</b>	30/06/2023	<b>Reviewed by</b>	
<b>SRN/HIN</b>	X0037145343	<b>Date reviewed</b>	
<b>Postcode</b>	5007	<a href="#">Back to Cover</a>	

Unused concessional cap carry forward contributions

Total unused available cap carried forward to the financial year ending 30 Jun 2024 116,155.57 130,000.00

**Non-Concessional Contribution (NCC)**

Member's non-concessional contribution cap is 110,000.00 110,000.00

Non-concessional contribution in the financial year ending 30 Jun 2023  
 Non-concessional contribution in the financial year ending 30 Jun 2022  
 Non-concessional contribution in the financial year ending 30 Jun 2021

Total non-concessional contribution in the current FY and the prior 2 years - -

Did the member bring forward contributions prior to 30 June 2023?

<a href="#">No</a>	<a href="#">No</a>
--------------------	--------------------

Have the members satisfy conditions of acceptance listed below

<a href="#">Yes</a>
---------------------

**Under 67** - all contributions can be accepted

**Age 67 - 75**

**Over 75**

**Concessional Contributions Cap**

FY2022 all ages \$27,500 27,500 27,500

**Non-Concessional Contributions Cap**

FY2022 \$110,000 (for aged under 74, work test no longer needed from 1 July 2022) 110,000 110,000  
 Bring Forward 3 years for 75 and under (FY2022 depending on total superannuation balance) 330,000 330,000  
 If the member turned 67 during the year, can only bring forward two years.

**Changes to Non-Concessional Contributions Cap from 1 July 2022**

<u>Total superannuation balance</u> at 30 June of the previous financial year	Less than \$1.7m	Greater than or equal to \$1.7m
Non-concessional contributions cap	110,000	Nil

<u>Bring forward rules</u> Total superannuation balance on 30 June 2022	Max non-concessional contributions cap for the first year	Bring-forward period
Less than \$1.48m	330,000	3 years
\$1.48m to less than \$1.59m	220,000	2 years
\$1.59m to less than \$1.7m	110,000	No-bring-forward

Client name	FJ SUPER FUND	Fin Accounts Prepared by	Fiona Ludlam
Client code	FJSF	Date prepared	13-Feb-2024
Year ended	30/06/2023	Reviewed by	
SRN/HIN	X0037145343	Date reviewed	
Postcode	5007	<a href="#">Back to Cover</a>	

\$1.7m	Nil	N/A
--------	-----	-----

**4 Transfer In**

Obtained a copy of the rollover statement  
 Confirmed that where applicable all transfers/rollovers have been recorded correctly ensuring that benefits characteristics are maintained and there were no other issues in relation to any benefits transferred/rolled over during the year

**5 Contributions Splitting**

Was spouse splitting applicable during the year? **Confirm with AJB and clients**

N/A

Ensure the trust deed allows for contribution splitting  
 Ensure spouse meet conditions for splitting, either:  
 - less than their preservation age **or**  
 - between preservation age and 65 years and not retired  
 Ensure contributions splitting application is completed correctly prior to processing  
 Check amounts are consistent with prior year and ensure benefit paid and rollover statements are attached to workpapers

**6 Re-contribution Strategy**

Have you considered a re-contribution strategy for members of this fund?  
 \* Work-test requirement for members aged 67 or over for Non-concessional contributions  
 \* Members currently receiving transition to retirement pension - need to consider cost and benefits of this strategy  
 \* Tax-free and taxable components (less attractive if current tax-free component is already high)

N/A

Summarise your decision below:

**F J Super Fund**  
**Contribution Caps**  
**For the Period From 1 July 2022 to 30 June 2023**

**Mr Dominic Finlay-Jones**

**Date of Birth:** 11 Jun 1977  
**Age:** 46 (at 30/06/2023)  
**Status:** Member may be eligible for the bring forward rule, certain conditions apply

**Contributions Summary**

**Prior Year Contributions** **Non-Concessional**  
Contributions for the previous 2 years are not confirmed  
3-year cap in effect from previous years Unknown  
Total non-concessional contributions in previous 2 years Unknown

<b>Current Year Contributions</b>	<b>Note</b>	<b>Concessional</b>	<b>Non-Concessional</b>
Caps	1	27,500.00	110,000.00
Cumulative Available Unused Cap	2	52,403.39	0.00
Contributions made (to this fund)	3	19,365.99	0.00
Contributions made (to other funds)		0.00	0.00
Contributions as allocated		19,365.99	0.00
Amount above caps	4	0.00	0.00
Available		60,537.40	110,000.00

**Notes**

- 1 . Non-concessional cap shown does NOT take prior year 'Bring Forward Rule' usage into account
- 2 . Member may be eligible to make catch-up concessional contributions
- 3 . Excludes any unmatched deposits
- 4 . Any excess concessional contributions are treated as non-concessional

**Contributions Breakdown**

<u>Income Type</u>	<u>Contribution Type</u>	<u>Amount</u>
<b>Concessional</b>	Employer	19,365.99
	Personal	0.00
	Family and friends	0.00
	Foreign superannuation fund	0.00
	Transfers from reserve	0.00
	<b>Contributions as allocated</b>	<b>19,365.99</b>
<b>NonConcessional</b>	Personal	0.00
	Spouse	0.00
	Child	0.00
	Transfers from reserve	0.00
	Foreign superannuation fund	0.00
	<b>Contributions as allocated</b>	<b>0.00</b>
<b>Other</b>	CGT small business 15-year exemption	0.00
	CGT small business retirement exemption	0.00
	Government Co-Contributions	0.00
	Directed termination payment (taxed)	0.00
	Directed termination payment (untaxed)	0.00
	Personal injury election	0.00
	Downsizer Contribution	0.00
	COVID-19 Re-Contribution	0.00
	<b>Total Other contributions</b>	<b>0.00</b>

**Transactions**

<b>Date</b>	<b>Contribution Type</b>	<b>Concessional</b>	<b>Non-Concessional</b>	<b>Other</b>	<b>Source</b>
30/08/2022	Employer Mandated	4,142.46			smsfdataflow
03/11/2022	Employer Mandated	5,799.44			smsfdataflow
02/02/2023	Employer Mandated	4,349.58			manual
27/04/2023	Employer Mandated	5,074.51			smsfdataflow
<b>Totals:</b>		<b>19,365.99</b>			

**F J Super Fund**  
**Contribution Caps**  
**For the Period From 1 July 2022 to 30 June 2023**

**Mr Robert Finlay-Jones**

**Date of Birth:** 19 Nov 1946  
**Age:** 76 (at 30/06/2023)  
**Status:** Generally no contributions allowed, some exceptions apply

**Contributions Summary**

**Prior Year Contributions**

The 'Bring Forward Rule' was unavailable in previous 2 years; member was 65 or older	<b>Non-Concessional</b>
3-year cap in effect from previous years	N/A
Total non-concessional contributions in previous 2 years	N/A

**Current Year Contributions**

**Note**

**Concessional**

**Non-Concessional**

Caps	1,2	27,500.00	0.00
Cumulative Available Unused Cap	3	102,500.00	0.00
Contributions made (to this fund)	4	0.00	0.00
Contributions made (to other funds)		0.00	0.00
Contributions as allocated		0.00	0.00
Amount above caps	5	0.00	0.00
Available		130,000.00	0.00

**Notes**

- 1 . 'Bring Forward Rule' can NOT be triggered on and after the date of member's 75th birthday
- 2 . Non-concessional cap shown applies to current year only
- 3 . Member may be eligible to make catch-up concessional contributions
- 4 . Excludes any unmatched deposits
- 5 . Any excess concessional contributions are treated as non-concessional

**F J Super Fund**  
**Contribution Caps**  
**For the Period From 1 July 2022 to 30 June 2023**

**Ms Amy Finlay-Jones**

**Date of Birth:** 10 Jan 1984  
**Age:** 39 (at 30/06/2023)  
**Status:** Member may be eligible for the bring forward rule, certain conditions apply

**Contributions Summary**

**Prior Year Contributions** **Non-Concessional**  
Contributions for the previous 2 years are not confirmed  
3-year cap in effect from previous years Unknown  
Total non-concessional contributions in previous 2 years Unknown

<b>Current Year Contributions</b>	<b>Note</b>	<b>Concessional</b>	<b>Non-Concessional</b>
Caps	1	27,500.00	110,000.00
Cumulative Available Unused Cap	2	24,882.44	0.00
Contributions made (to this fund)	3	22,056.97	0.00
Contributions made (to other funds)		0.00	0.00
Contributions as allocated		22,056.97	0.00
Amount above caps	4	0.00	0.00
Available		30,325.47	110,000.00

**Notes**

- 1 . Non-concessional cap shown does NOT take prior year 'Bring Forward Rule' usage into account
- 2 . Member may be eligible to make catch-up concessional contributions
- 3 . Excludes any unmatched deposits
- 4 . Any excess concessional contributions are treated as non-concessional

**Contributions Breakdown**

<u>Income Type</u>	<u>Contribution Type</u>	<u>Amount</u>
<b>Concessional</b>	Employer	22,056.97
	Personal	0.00
	Family and friends	0.00
	Foreign superannuation fund	0.00
	Transfers from reserve	0.00
	<b>Contributions as allocated</b>	<b>22,056.97</b>
<b>NonConcessional</b>	Personal	0.00
	Spouse	0.00
	Child	0.00
	Transfers from reserve	0.00
	Foreign superannuation fund	0.00
	<b>Contributions as allocated</b>	<b>0.00</b>
<b>Other</b>	CGT small business 15-year exemption	0.00
	CGT small business retirement exemption	0.00
	Government Co-Contributions	0.00
	Directed termination payment (taxed)	0.00
	Directed termination payment (untaxed)	0.00
	Personal injury election	0.00
	Downsizer Contribution	0.00
	COVID-19 Re-Contribution	0.00
<b>Total Other contributions</b>	<b>0.00</b>	

**Transactions**

<b>Date</b>	<b>Contribution Type</b>	<b>Concessional</b>	<b>Non-Concessional</b>	<b>Other</b>	<b>Source</b>
08/07/2022	Employer Mandated	836.76			smsfdataflow
22/07/2022	Employer Mandated	836.76			smsfdataflow
05/08/2022	Employer Mandated	836.76			smsfdataflow
19/08/2022	Employer Mandated	836.76			smsfdataflow
05/09/2022	Employer Mandated	836.76			smsfdataflow

---

**F J Super Fund**  
**Contribution Caps**  
**For the Period From 1 July 2022 to 30 June 2023**

---

**Ms Amy Finlay-Jones**

16/09/2022	Employer Mandated	836.76	smsfdataflow
30/09/2022	Employer Mandated	836.76	smsfdataflow
21/10/2022	Employer Mandated	836.76	smsfdataflow
01/11/2022	Employer Mandated	836.76	smsfdataflow
11/11/2022	Employer Mandated	836.76	smsfdataflow
25/11/2022	Employer Mandated	836.76	smsfdataflow
12/12/2022	Employer Mandated	836.76	smsfdataflow
21/12/2022	Employer Mandated	836.76	smsfdataflow
04/01/2023	Employer Mandated	836.76	smsfdataflow
20/01/2023	Employer Mandated	861.86	smsfdataflow
03/02/2023	Employer Mandated	861.86	smsfdataflow
20/02/2023	Employer Mandated	861.86	smsfdataflow
03/03/2023	Employer Mandated	861.87	smsfdataflow
20/03/2023	Employer Mandated	861.86	smsfdataflow
03/04/2023	Employer Mandated	861.86	smsfdataflow
17/04/2023	Employer Mandated	861.86	smsfdataflow
01/05/2023	Employer Mandated	861.86	smsfdataflow
12/05/2023	Employer Mandated	861.86	smsfdataflow
26/05/2023	Employer Mandated	861.86	smsfdataflow
12/06/2023	Employer Mandated	861.86	smsfdataflow
26/06/2023	Employer Mandated	861.86	smsfdataflow
<b>Totals:</b>		<b>22,056.97</b>	

**F J Super Fund**  
**Contribution Caps**  
**For the Period From 1 July 2022 to 30 June 2023**

**Ms Zoe Finlay-Jones**

**Date of Birth:** 25 Nov 1974  
**Age:** 48 (at 30/06/2023)  
**Status:** Member may be eligible for the bring forward rule, certain conditions apply

**Contributions Summary**

**Prior Year Contributions** **Non-Concessional**  
Contributions for the previous 2 years are not confirmed  
3-year cap in effect from previous years Unknown  
Total non-concessional contributions in previous 2 years Unknown

<b>Current Year Contributions</b>	<b>Note</b>	<b>Concessional</b>	<b>Non-Concessional</b>
Caps	1	27,500.00	110,000.00
Cumulative Available Unused Cap	2	72,145.23	0.00
Contributions made (to this fund)	3	13,844.43	0.00
Contributions made (to other funds)		0.00	0.00
Contributions as allocated		13,844.43	0.00
Amount above caps	4	0.00	0.00
Available		85,800.80	110,000.00

**Notes**

- 1 . Non-concessional cap shown does NOT take prior year 'Bring Forward Rule' usage into account
- 2 . Member may be eligible to make catch-up concessional contributions
- 3 . Excludes any unmatched deposits
- 4 . Any excess concessional contributions are treated as non-concessional

**Contributions Breakdown**

<u>Income Type</u>	<u>Contribution Type</u>	<u>Amount</u>
<b>Concessional</b>	Employer	13,844.43
	Personal	0.00
	Family and friends	0.00
	Foreign superannuation fund	0.00
	Transfers from reserve	0.00
	<b>Contributions as allocated</b>	<b>13,844.43</b>
<b>NonConcessional</b>	Personal	0.00
	Spouse	0.00
	Child	0.00
	Transfers from reserve	0.00
	Foreign superannuation fund	0.00
	<b>Contributions as allocated</b>	<b>0.00</b>
<b>Other</b>	CGT small business 15-year exemption	0.00
	CGT small business retirement exemption	0.00
	Government Co-Contributions	0.00
	Directed termination payment (taxed)	0.00
	Directed termination payment (untaxed)	0.00
	Personal injury election	0.00
	Downsizer Contribution	0.00
	COVID-19 Re-Contribution	0.00
<b>Total Other contributions</b>	<b>0.00</b>	

**Transactions**

<b>Date</b>	<b>Contribution Type</b>	<b>Concessional</b>	<b>Non-Concessional</b>	<b>Other</b>	<b>Source</b>
05/08/2022	Employer Mandated	892.46			smsfdataflow
05/08/2022	Employer Mandated	893.86			smsfdataflow
16/09/2022	Employer Mandated	1,004.23			smsfdataflow
16/09/2022	Employer Mandated	1,004.23			smsfdataflow
04/11/2022	Employer Mandated	1,005.70			smsfdataflow

---

**F J Super Fund**  
**Contribution Caps**  
**For the Period From 1 July 2022 to 30 June 2023**

---

**Ms Zoe Finlay-Jones**

18/11/2022	Employer Mandated	1,004.23	smsfdataflow
10/01/2023	Employer Mandated	1,004.23	smsfdataflow
10/01/2023	Employer Mandated	1,004.23	smsfdataflow
24/02/2023	Employer Mandated	1,004.23	smsfdataflow
24/02/2023	Employer Mandated	1,004.23	smsfdataflow
20/03/2023	Employer Mandated	1,007.17	smsfdataflow
21/06/2023	Employer Mandated	3,015.63	smsfdataflow
<b>Totals:</b>		<b>13,844.43</b>	

---



<b>Client name</b>	FJ SUPER FUND	<b>Fin Accounts Prepared by</b>	Fiona Ludlam
<b>Client code</b>	FJSF	<b>Date prepared</b>	13-Feb-2024
<b>Year ended</b>	30-Jun-2023	<b>Reviewed by</b>	
<b>SRN/HIN</b>	X0037145343	<b>Date reviewed</b>	
<b>Postcode</b>	5007	<a href="#">Back to Cover</a>	

**Objective** To ensure revenues are correctly recorded and exist

**Procedure** Randomly sampled items of revenue and checked with source documents, GL and bank statements

Date	Type	Company	Amount	Bank Statement
30/06/2023	Distribution	GMG	103.00	103.00
30/06/2023	Distribution	CHC	110.28	110.28
30/06/2023	Distribution	SGP	1,676.00	1,676.00
28/03/2023	Dividend	NCK	1,360.00	1,360.00
7/10/2022	Dividend	LYL	1,728.00	1,728.00
30/03/2023	Dividend	BHP	790.91	790.91
5/04/2023	Dividend	WDS	1,820.47	1,820.47

\*Attach sampled source documents

Total Value of Sample	7,588.66
Total Revenue (Excl Realised & Unrealised CG + Contributions)	31,797.27
Percentage of Sample	23.87%

- 1 Correct measurement and recording of unrealised gains on changes in the net market value in accordance with AAS25.

Unrecorded revenues eg trust distributions - checked distribution statements for unrecorded income  
Checked dividends declared with dividends received. Agreed to external confirmations.  
Ensure that earnings were allocated using member weighted balances.

- 2 Confirmed that income is net of tax when appropriate.
- 3 Confirmed that income was earned on an arm's length basis.

**F J Super Fund**  
**Investment Income Comparison Report**  
**For the period 1 July 2022 to 30 June 2023**

Payment Date	Income Type	Ledger Data		Diff *	Announcement Data					
		Total Income	Tax Credits+		Quantity	Held < 45 Days	Amount Per Unit	Total Income	Tax Credits+	
<b>Cash At Bank</b>										
<b>604: CBA Direct Investment Account</b>										
01/10/2022	Interest	660.67	0.00							
01/01/2023	Interest	1,402.43	0.00							
01/04/2023	Interest	460.81	0.00							
		<u>2,523.91</u>	<u>0.00</u>							
<b>Total</b>		<b>2,523.91</b>	<b>0.00</b>							
<b>Shares in Listed Companies</b>										
<b>ALD: Ampol Limited (ASX:ALD)</b>										
30/03/2023	Dividend	1,007.50	431.79		650	0	1.5500	1,007.50	431.79	
		<u>1,007.50</u>	<u>431.79</u>					<u>1,007.50</u>	<u>431.79</u>	
<b>ALQ_1: Als Limited (ASX:ALQ)</b>										
16/12/2022	Dividend	406.00	0.00		2,000	0	0.2030	406.00	0.00	
		<u>406.00</u>	<u>0.00</u>					<u>406.00</u>	<u>0.00</u>	
<b>ARB: ARB Corporation Limited. (ASX:ARB)</b>										
21/04/2023	Dividend	192.00	82.29		600	0	0.3200	192.00	82.29	
		<u>192.00</u>	<u>82.29</u>					<u>192.00</u>	<u>82.29</u>	
<b>BBN: Baby Bunting Group Limited (ASX:BBN)</b>										
09/09/2022	Dividend	463.50	198.64	*	5,150	5,150	0.0900	463.50	0.00	
		<u>463.50</u>	<u>198.64</u>					<u>463.50</u>	<u>0.00</u>	
<b>BHP: BHP Group Limited (ASX:BHP)</b>										
30/03/2023	Dividend	790.91	338.96		580	0	1.3636	790.91	338.96	
		<u>790.91</u>	<u>338.96</u>					<u>790.91</u>	<u>338.96</u>	
<b>BLX: Beacon Lighting Group Limited (ASX:BLX)</b>										
20/09/2022	Dividend	540.00	231.43		10,800	0	0.0500	540.00	231.43	
17/03/2023	Dividend	464.40	199.03		10,800	0	0.0430	464.40	199.03	
		<u>1,004.40</u>	<u>430.46</u>					<u>1,004.40</u>	<u>430.46</u>	
<b>BRG: Breville Group Limited - Ordinary Fully Paid (ASX:BRG)</b>										
27/03/2023	Dividend	135.00	57.86		900	0	0.1500	135.00	57.86	
		<u>135.00</u>	<u>57.86</u>					<u>135.00</u>	<u>57.86</u>	
<b>CDA_1: Codan Limited (ASX:CDA)</b>										
07/09/2022	Dividend	435.00	186.43		2,900	0	0.1500	435.00	186.43	
10/03/2023	Dividend	261.00	111.86		2,900	0	0.0900	261.00	111.86	
		<u>696.00</u>	<u>298.29</u>					<u>696.00</u>	<u>298.29</u>	
<b>CLX: Cti Logistics Limited (ASX:CLX)</b>										
06/04/2023	Dividend	225.00	96.43		4,500	0	0.0500	225.00	96.43	
		<u>225.00</u>	<u>96.43</u>					<u>225.00</u>	<u>96.43</u>	
<b>COL: Coles Group Limited. (ASX:COL)</b>										
28/09/2022	Dividend	360.00	154.29		1,200	0	0.3000	360.00	154.29	
30/03/2023	Dividend	432.00	185.14		1,200	0	0.3600	432.00	185.14	
		<u>792.00</u>	<u>339.43</u>					<u>792.00</u>	<u>339.43</u>	
<b>CSL: Csl Limited - Ordinary Fully Paid (ASX:CSL)</b>										
05/10/2022	Dividend	175.83	7.53	*	100	0	1.7583	175.83	7.54	
05/04/2023	Dividend	162.15	0.00		100	0	1.6215	162.15	0.00	
		<u>337.98</u>	<u>7.53</u>					<u>337.98</u>	<u>7.54</u>	
<b>DTL: Data#3 Limited (ASX:DTL)</b>										
30/09/2022	Dividend	479.25	205.39		4,500	0	0.1065	479.25	205.39	
31/03/2023	Dividend	450.00	192.86		4,500	0	0.1000	450.00	192.86	

+Note: Tax Credits refer to franking credits for domestic income and foreign tax credits where the income is foreign in nature .

**F J Super Fund**  
**Investment Income Comparison Report**  
**For the period 1 July 2022 to 30 June 2023**

Payment Date	Income Type	Ledger Data		Diff *	Announcement Data				
		Total Income	Tax Credits+		Quantity	Held < 45 Days	Amount Per Unit	Total Income	Tax Credits+
		929.25	398.25					929.25	398.25
<b>ELD: Elders Limited (ASX:ELD)</b>									
16/12/2022	Dividend	560.00	72.00		2,000	0	0.2800	560.00	72.00
		560.00	72.00					560.00	72.00
<b>FMG: Fortescue Metals Group Ltd (ASX:FMG)</b>									
29/03/2023	Dividend	975.00	417.86		1,300	0	0.7500	975.00	417.86
		975.00	417.86					975.00	417.86
<b>HSN: Hansen Technologies Limited (ASX:HSN)</b>									
21/09/2022	Dividend	225.00	28.93		4,500	0	0.0500	225.00	28.93
		225.00	28.93					225.00	28.93
<b>ILU: Iluka Resources Limited (ASX:ILU)</b>									
30/09/2022	Dividend	900.00	385.71		3,600	0	0.2500	900.00	385.71
		900.00	385.71					900.00	385.71
<b>LYL: Lycopodium Limited (ASX:LYL)</b>									
07/10/2022	Dividend	1,728.00	740.57		4,800	0	0.3600	1,728.00	740.57
06/04/2023	Dividend	1,728.00	740.57		4,800	0	0.3600	1,728.00	740.57
		3,456.00	1,481.14					3,456.00	1,481.14
<b>MMS: McMillan Shakespeare Limited - Ordinary Fully Paid (ASX:MMS)</b>									
10/11/2022	Dividend	1,406.00	602.57		1,900	0	0.7400	1,406.00	602.57
24/03/2023	Dividend	1,102.00	472.29		1,900	0	0.5800	1,102.00	472.29
		2,508.00	1,074.86					2,508.00	1,074.86
<b>NCK: Nick Scali Limited - Ordinary Fully Paid (ASX:NCK)</b>									
24/10/2022	Dividend	840.00	360.00		2,400	0	0.3500	840.00	360.00
28/03/2023	Dividend	1,360.00	582.86		3,400	0	0.4000	1,360.00	582.86
		2,200.00	942.86					2,200.00	942.86
<b>PCG: Pengana Capital Group Limited (ASX:PCG)</b>									
16/03/2023	Dividend	116.00	49.71	*	5,800	5,800	0.0200	116.00	0.00
		116.00	49.71					116.00	0.00
<b>PNI: Pinnacle Investment Management Group Limited (ASX:PNI)</b>									
16/09/2022	Dividend	393.75	168.75		2,250	0	0.1750	393.75	168.75
		393.75	168.75					393.75	168.75
<b>PTM: Platinum Asset Management Limited - Ordinary Fully Paid (ASX:PTM)</b>									
17/03/2023	Dividend	644.00	276.00		9,200	0	0.0700	644.00	276.00
		644.00	276.00					644.00	276.00
<b>REA: Rea Group Ltd - Ordinary Fully Paid (ASX:REA)</b>									
15/09/2022	Dividend	178.00	76.29		200	0	0.8900	178.00	76.29
21/03/2023	Dividend	150.00	64.29		200	0	0.7500	150.00	64.29
		328.00	140.58					328.00	140.58
<b>RIO: Rio Tinto Limited (ASX:RIO)</b>									
20/04/2023	Dividend	783.58	335.82		240	0	3.2649	783.58	335.82
		783.58	335.82					783.58	335.82
<b>RMC: Resimac Group Ltd (ASX:RMC)</b>									
24/03/2023	Dividend	640.00	274.29		16,000	0	0.0400	640.00	274.29
		640.00	274.29					640.00	274.29
<b>S32: South32 Limited (ASX:S32)</b>									
06/04/2023	Dividend	425.43	182.33	*	5,800	0	0.0733	425.42	182.32
		425.43	182.33					425.42	182.32
<b>SIQ: Smartgroup Corporation Ltd (ASX:SIQ)</b>									

+Note: Tax Credits refer to franking credits for domestic income and foreign tax credits where the income is foreign in nature .

**F J Super Fund**  
**Investment Income Comparison Report**  
**For the period 1 July 2022 to 30 June 2023**

Payment Date	Income Type	Ledger Data		Diff *	Announcement Data				
		Total Income	Tax Credits+		Quantity	Held < 45 Days	Amount Per Unit	Total Income	Tax Credits+
23/03/2023	Dividend	928.00	397.71		3,200	0	0.2900	928.00	397.71
		928.00	397.71					928.00	397.71
<b>SUL: Super Retail Group Limited (ASX:SUL)</b>									
14/04/2023	Dividend	816.00	349.71		2,400	0	0.3400	816.00	349.71
		816.00	349.71					816.00	349.71
<b>TLS: Telstra Corporation Limited. - Ordinary Fully Paid (ASX:TLS)</b>									
21/09/2022	Dividend	535.50	229.50		6,300	0	0.0850	535.50	229.50
31/03/2023	Dividend	535.50	229.50		6,300	0	0.0850	535.50	229.50
		1,071.00	459.00					1,071.00	459.00
<b>WDS: Woodside Energy Group Ltd (ASX:WDS)</b>									
06/10/2022	Dividend	1,351.60	579.26		845	0	1.5995	1,351.60	579.26
05/04/2023	Dividend	1,820.47	780.20		845	0	2.1544	1,820.47	780.20
		3,172.07	1,359.46					3,172.07	1,359.46
<b>Total</b>		<b>27,121.37</b>	<b>11,076.65</b>					<b>27,121.36</b>	<b>10,828.30</b>
<b>Stapled Securities</b>									
<b>CHC: Charter Hall Group - Stapled Securities Us Prohibited (ASX:CHC)</b>									
29/12/2022	Distribution	375.12	0.00	*	1,800	0	0.2084	375.12	72.36
		375.12	0.00					375.12	72.36
<b>GMG: Goodman Group - Fully Paid Ordinary/Units Stapled Securities (ASX:GMG)</b>									
29/06/2023	Distribution	100.00	0.00		1,000	0	0.1000	100.00	0.00
		100.00	0.00					100.00	0.00
<b>SGP: Stockland - Fully Paid Ordinary/Units Stapled Securities (ASX:SGP)</b>									
29/12/2022	Distribution	755.20	0.00		6,400	0	0.1180	755.20	0.00
29/06/2023	Distribution	921.60	0.00		6,400	0	0.1440	921.60	0.00
		1,676.80	0.00					1,676.80	0.00
<b>Total</b>		<b>2,151.92</b>	<b>0.00</b>					<b>2,151.92</b>	<b>72.36</b>

+Note: Tax Credits refer to franking credits for domestic income and foreign tax credits where the income is foreign in nature .

# Interest & Estimated Dividend Summary



1 JULY 2022 - 30 JUNE 2023

SHARES - 4010484 - HIN 37145343

DR ROBERT ASTLEY FINLAY-JONES <FJ SUPER FUND A/C>

## ESTIMATED DIVIDEND SUMMARY

### ALD - AMPOL LIMITED FPO (ORDINARY FULLY PAID)

Ex-div date	Payment Date	Type	Dividend per share	Units	Est. Unfranked Amount	Est. Franked Amount	Est. Total Dividend	Est. Franking Credit
03-Mar-2023	30-Mar-2023	Final	\$1.5500	650	\$0.00	\$1,007.50	\$1,007.50	\$431.79
<b>Sub Total</b>					<b>\$0.00</b>	<b>\$1,007.50</b>	<b>\$1,007.50</b>	<b>\$431.79</b>

### ALQ - ALS LTD FPO (ORDINARY FULLY PAID)

Ex-div date	Payment Date	Type	Dividend per share	Units	Est. Unfranked Amount	Est. Franked Amount	Est. Total Dividend	Est. Franking Credit
24-Nov-2022	16-Dec-2022	Interim	\$0.2030	2,000	\$406.00	\$0.00	\$406.00	\$0.00
<b>Sub Total</b>					<b>\$406.00</b>	<b>\$0.00</b>	<b>\$406.00</b>	<b>\$0.00</b>

### ARB - ARB CORPORATION. FPO (ORDINARY FULLY PAID)

Ex-div date	Payment Date	Type	Dividend per share	Units	Est. Unfranked Amount	Est. Franked Amount	Est. Total Dividend	Est. Franking Credit
05-Apr-2023	21-Apr-2023	Interim	\$0.3200	600	\$0.00	\$192.00	\$192.00	\$82.29
<b>Sub Total</b>					<b>\$0.00</b>	<b>\$192.00</b>	<b>\$192.00</b>	<b>\$82.29</b>

### BBN - BABY BUNTING GRP LTD FPO (ORDINARY FULLY PAID)

Ex-div date	Payment Date	Type	Dividend per share	Units	Est. Unfranked Amount	Est. Franked Amount	Est. Total Dividend	Est. Franking Credit
25-Aug-2022	09-Sep-2022	Final	\$0.0900	5,150	\$0.00	\$463.50	\$463.50	\$198.64
<b>Sub Total</b>					<b>\$0.00</b>	<b>\$463.50</b>	<b>\$463.50</b>	<b>\$198.64</b>

### BHP - BHP GROUP LIMITED FPO (ORDINARY FULLY PAID)

Ex-div date	Payment Date	Type	Dividend per share	Units	Est. Unfranked Amount	Est. Franked Amount	Est. Total Dividend	Est. Franking Credit
09-Mar-2023	30-Mar-2023	Interim	\$1.3636	580	\$0.00	\$790.91	\$790.91	\$338.96
<b>Sub Total</b>					<b>\$0.00</b>	<b>\$790.91</b>	<b>\$790.91</b>	<b>\$338.96</b>

### BLX - BEACON LIGHTING GRP FPO (ORDINARY FULLY PAID)

Ex-div date	Payment Date	Type	Dividend per share	Units	Est. Unfranked Amount	Est. Franked Amount	Est. Total Dividend	Est. Franking Credit
02-Mar-2023	17-Mar-2023	Interim	\$0.0430	10,800	\$0.00	\$464.40	\$464.40	\$199.03
08-Sep-2022	20-Sep-2022	Final	\$0.0500	10,800	\$0.00	\$540.00	\$540.00	\$231.43
<b>Sub Total</b>					<b>\$0.00</b>	<b>\$1,004.40</b>	<b>\$1,004.40</b>	<b>\$430.46</b>

### BRG - BREVILLE GROUP LTD FPO (ORDINARY FULLY PAID)

Ex-div date	Payment Date	Type	Dividend per share	Units	Est. Unfranked Amount	Est. Franked Amount	Est. Total Dividend	Est. Franking Credit
15-Mar-2023	27-Mar-2023	Interim	\$0.1500	900	\$0.00	\$135.00	\$135.00	\$57.86
<b>Sub Total</b>					<b>\$0.00</b>	<b>\$135.00</b>	<b>\$135.00</b>	<b>\$57.86</b>

# Interest & Estimated Dividend Summary



1 JULY 2022 - 30 JUNE 2023

## CDA - CODAN LIMITED FPO (ORDINARY FULLY PAID)

Ex-div date	Payment Date	Type	Dividend per share	Units	Est. Unfranked Amount	Est. Franked Amount	Est. Total Dividend	Est. Franking Credit
23-Feb-2023	10-Mar-2023	Interim	\$0.0900	2,900	\$0.00	\$261.00	\$261.00	\$111.86
25-Aug-2022	07-Sep-2022	Final	\$0.1500	2,900	\$0.00	\$435.00	\$435.00	\$186.43
<b>Sub Total</b>					<b>\$0.00</b>	<b>\$696.00</b>	<b>\$696.00</b>	<b>\$298.29</b>

## CHC - CHARTER HALL GROUP STP FORUS (STAPLED SECURITIES US PROHIBITED)

Ex-div date	Payment Date	Type	Dividend per share	Units	Est. Unfranked Amount	Est. Franked Amount	Est. Total Dividend	Est. Franking Credit
29-Dec-2022	28-Feb-2023	Interim	\$0.2084	1,800	\$206.28	\$168.84	\$375.12	\$72.36
<b>Sub Total</b>					<b>\$206.28</b>	<b>\$168.84</b>	<b>\$375.12</b>	<b>\$72.36</b>

## CLX - CTI LOGISTICS FPO (ORDINARY FULLY PAID)

Ex-div date	Payment Date	Type	Dividend per share	Units	Est. Unfranked Amount	Est. Franked Amount	Est. Total Dividend	Est. Franking Credit
01-Mar-2023	06-Apr-2023	Interim	\$0.0500	4,500	\$0.00	\$225.00	\$225.00	\$96.43
<b>Sub Total</b>					<b>\$0.00</b>	<b>\$225.00</b>	<b>\$225.00</b>	<b>\$96.43</b>

## COL - COLES GROUP FPO (ORDINARY FULLY PAID)

Ex-div date	Payment Date	Type	Dividend per share	Units	Est. Unfranked Amount	Est. Franked Amount	Est. Total Dividend	Est. Franking Credit
02-Mar-2023	30-Mar-2023	Interim	\$0.3600	1,200	\$0.00	\$432.00	\$432.00	\$185.14
02-Sep-2022	28-Sep-2022	Final	\$0.3000	1,200	\$0.00	\$360.00	\$360.00	\$154.29
<b>Sub Total</b>					<b>\$0.00</b>	<b>\$792.00</b>	<b>\$792.00</b>	<b>\$339.43</b>

## CSL - CSL LIMITED FPO (ORDINARY FULLY PAID)

Ex-div date	Payment Date	Type	Dividend per share	Units	Est. Unfranked Amount	Est. Franked Amount	Est. Total Dividend	Est. Franking Credit
09-Mar-2023	05-Apr-2023	Interim	\$1.6215	100	\$162.15	\$0.00	\$162.15	\$0.00
06-Sep-2022	05-Oct-2022	Final	\$1.7583	100	\$158.25	\$17.58	\$175.83	\$7.53
<b>Sub Total</b>					<b>\$320.40</b>	<b>\$17.58</b>	<b>\$337.98</b>	<b>\$7.53</b>

## DTL - DATA#3 LIMITED FPO (ORDINARY FULLY PAID)

Ex-div date	Payment Date	Type	Dividend per share	Units	Est. Unfranked Amount	Est. Franked Amount	Est. Total Dividend	Est. Franking Credit
16-Mar-2023	31-Mar-2023	Interim	\$0.1000	4,500	\$0.00	\$450.00	\$450.00	\$192.86
15-Sep-2022	30-Sep-2022	Final	\$0.1065	4,500	\$0.00	\$479.25	\$479.25	\$205.39
<b>Sub Total</b>					<b>\$0.00</b>	<b>\$929.25</b>	<b>\$929.25</b>	<b>\$398.25</b>

## ELD - ELDERS LIMITED FPO (ORDINARY FULLY PAID)

Ex-div date	Payment Date	Type	Dividend per share	Units	Est. Unfranked Amount	Est. Franked Amount	Est. Total Dividend	Est. Franking Credit
21-Nov-2022	16-Dec-2022	Final	\$0.2800	2,000	\$392.00	\$168.00	\$560.00	\$72.00
<b>Sub Total</b>					<b>\$392.00</b>	<b>\$168.00</b>	<b>\$560.00</b>	<b>\$72.00</b>

# Interest & Estimated Dividend Summary



1 JULY 2022 - 30 JUNE 2023

FMG - FORTESCUE METALS GRP FPO (ORDINARY FULLY PAID)								
Ex-div date	Payment Date	Type	Dividend per share	Units	Est. Unfranked Amount	Est. Franked Amount	Est. Total Dividend	Est. Franking Credit
27-Feb-2023	29-Mar-2023	Interim	\$0.7500	1,300	\$0.00	\$975.00	\$975.00	\$417.86
<b>Sub Total</b>					<b>\$0.00</b>	<b>\$975.00</b>	<b>\$975.00</b>	<b>\$417.86</b>

HSN - HANSEN TECHNOLOGIES FPO (ORDINARY FULLY PAID)								
Ex-div date	Payment Date	Type	Dividend per share	Units	Est. Unfranked Amount	Est. Franked Amount	Est. Total Dividend	Est. Franking Credit
29-Aug-2022	21-Sep-2022	Final	\$0.0500	4,500	\$157.50	\$67.50	\$225.00	\$28.93
<b>Sub Total</b>					<b>\$157.50</b>	<b>\$67.50</b>	<b>\$225.00</b>	<b>\$28.93</b>

ILU - ILUKA RESOURCES FPO (ORDINARY FULLY PAID)								
Ex-div date	Payment Date	Type	Dividend per share	Units	Est. Unfranked Amount	Est. Franked Amount	Est. Total Dividend	Est. Franking Credit
05-Sep-2022	30-Sep-2022	Interim	\$0.2500	3,600	\$0.00	\$900.00	\$900.00	\$385.71
<b>Sub Total</b>					<b>\$0.00</b>	<b>\$900.00</b>	<b>\$900.00</b>	<b>\$385.71</b>

LYL - LYCOPODIUM LIMITED FPO (ORDINARY FULLY PAID)								
Ex-div date	Payment Date	Type	Dividend per share	Units	Est. Unfranked Amount	Est. Franked Amount	Est. Total Dividend	Est. Franking Credit
27-Mar-2023	06-Apr-2023	Interim	\$0.3600	4,800	\$0.00	\$1,728.00	\$1,728.00	\$740.57
21-Sep-2022	07-Oct-2022	Final	\$0.3600	4,800	\$0.00	\$1,728.00	\$1,728.00	\$740.57
<b>Sub Total</b>					<b>\$0.00</b>	<b>\$3,456.00</b>	<b>\$3,456.00</b>	<b>\$1,481.14</b>

MMS - MCMILLAN SHAKESPEARE FPO (ORDINARY FULLY PAID)								
Ex-div date	Payment Date	Type	Dividend per share	Units	Est. Unfranked Amount	Est. Franked Amount	Est. Total Dividend	Est. Franking Credit
09-Mar-2023	24-Mar-2023	Interim	\$0.5800	1,900	\$0.00	\$1,102.00	\$1,102.00	\$472.29
26-Oct-2022	10-Nov-2022	Final	\$0.7400	1,900	\$0.00	\$1,406.00	\$1,406.00	\$602.57
<b>Sub Total</b>					<b>\$0.00</b>	<b>\$2,508.00</b>	<b>\$2,508.00</b>	<b>\$1,074.86</b>

NCK - NICK SCALI LIMITED FPO (ORDINARY FULLY PAID)								
Ex-div date	Payment Date	Type	Dividend per share	Units	Est. Unfranked Amount	Est. Franked Amount	Est. Total Dividend	Est. Franking Credit
06-Mar-2023	28-Mar-2023	Interim	\$0.4000	3,400	\$0.00	\$1,360.00	\$1,360.00	\$582.86
30-Sep-2022	24-Oct-2022	Final	\$0.3500	2,400	\$0.00	\$840.00	\$840.00	\$360.00
<b>Sub Total</b>					<b>\$0.00</b>	<b>\$2,200.00</b>	<b>\$2,200.00</b>	<b>\$942.86</b>

PCG - PENGANA CAPITAL FPO (ORDINARY FULLY PAID)								
Ex-div date	Payment Date	Type	Dividend per share	Units	Est. Unfranked Amount	Est. Franked Amount	Est. Total Dividend	Est. Franking Credit
01-Mar-2023	16-Mar-2023	Interim	\$0.0200	5,800	\$0.00	\$116.00	\$116.00	\$49.71
<b>Sub Total</b>					<b>\$0.00</b>	<b>\$116.00</b>	<b>\$116.00</b>	<b>\$49.71</b>

# Interest & Estimated Dividend Summary



1 JULY 2022 - 30 JUNE 2023

PNI - PINNACLE INVESTMENT FPO (ORDINARY FULLY PAID)								
Ex-div date	Payment Date	Type	Dividend per share	Units	Est. Unfranked Amount	Est. Franked Amount	Est. Total Dividend	Est. Franking Credit
29-Aug-2022	16-Sep-2022	Final	\$0.1750	2,250	\$0.00	\$393.75	\$393.75	\$168.75
<b>Sub Total</b>					<b>\$0.00</b>	<b>\$393.75</b>	<b>\$393.75</b>	<b>\$168.75</b>

PTM - PLATINUM ASSET FPO (ORDINARY FULLY PAID)								
Ex-div date	Payment Date	Type	Dividend per share	Units	Est. Unfranked Amount	Est. Franked Amount	Est. Total Dividend	Est. Franking Credit
02-Mar-2023	17-Mar-2023	Interim	\$0.0700	9,200	\$0.00	\$644.00	\$644.00	\$276.00
<b>Sub Total</b>					<b>\$0.00</b>	<b>\$644.00</b>	<b>\$644.00</b>	<b>\$276.00</b>

REA - REA GROUP FPO (ORDINARY FULLY PAID)								
Ex-div date	Payment Date	Type	Dividend per share	Units	Est. Unfranked Amount	Est. Franked Amount	Est. Total Dividend	Est. Franking Credit
06-Mar-2023	21-Mar-2023	Interim	\$0.7500	200	\$0.00	\$150.00	\$150.00	\$64.29
25-Aug-2022	15-Sep-2022	Final	\$0.8900	200	\$0.00	\$178.00	\$178.00	\$76.29
<b>Sub Total</b>					<b>\$0.00</b>	<b>\$328.00</b>	<b>\$328.00</b>	<b>\$140.58</b>

RIO - RIO TINTO LIMITED FPO (ORDINARY FULLY PAID)								
Ex-div date	Payment Date	Type	Dividend per share	Units	Est. Unfranked Amount	Est. Franked Amount	Est. Total Dividend	Est. Franking Credit
09-Mar-2023	20-Apr-2023	Final	\$3.2649	240	\$0.00	\$783.58	\$783.58	\$335.82
<b>Sub Total</b>					<b>\$0.00</b>	<b>\$783.58</b>	<b>\$783.58</b>	<b>\$335.82</b>

RMC - RESIMAC GRP LTD FPO (ORDINARY FULLY PAID)								
Ex-div date	Payment Date	Type	Dividend per share	Units	Est. Unfranked Amount	Est. Franked Amount	Est. Total Dividend	Est. Franking Credit
09-Mar-2023	24-Mar-2023	Interim	\$0.0400	16,000	\$0.00	\$640.00	\$640.00	\$274.29
<b>Sub Total</b>					<b>\$0.00</b>	<b>\$640.00</b>	<b>\$640.00</b>	<b>\$274.29</b>

S32 - SOUTH32 LIMITED FPO (ORDINARY FULLY PAID)								
Ex-div date	Payment Date	Type	Dividend per share	Units	Est. Unfranked Amount	Est. Franked Amount	Est. Total Dividend	Est. Franking Credit
09-Mar-2023	06-Apr-2023	Interim	\$0.0733	5,800	\$0.00	\$425.42	\$425.42	\$182.32
<b>Sub Total</b>					<b>\$0.00</b>	<b>\$425.42</b>	<b>\$425.42</b>	<b>\$182.32</b>

SGP - STOCKLAND STAPLED (FULLY PAID ORDINARY/UNITS STAPLED SECURITIES)								
Ex-div date	Payment Date	Type	Dividend per share	Units	Est. Unfranked Amount	Est. Franked Amount	Est. Total Dividend	Est. Franking Credit
29-Dec-2022	28-Feb-2023	Interim	\$0.1180	6,400	\$755.20	\$0.00	\$755.20	\$0.00
<b>Sub Total</b>					<b>\$755.20</b>	<b>\$0.00</b>	<b>\$755.20</b>	<b>\$0.00</b>



# Interest & Estimated Dividend Summary



1 JULY 2022 - 30 JUNE 2023

## SIQ - SMARTGRP CORPORATION FPO (ORDINARY FULLY PAID)

Ex-div date	Payment Date	Type	Dividend per share	Units	Est. Unfranked Amount	Est. Franked Amount	Est. Total Dividend	Est. Franking Credit
08-Mar-2023	23-Mar-2023	Final	\$0.2900	3,200	\$0.00	\$928.00	\$928.00	\$397.71
<b>Sub Total</b>					<b>\$0.00</b>	<b>\$928.00</b>	<b>\$928.00</b>	<b>\$397.71</b>

## SUL - SUPER RET REP LTD FPO (ORDINARY FULLY PAID)

Ex-div date	Payment Date	Type	Dividend per share	Units	Est. Unfranked Amount	Est. Franked Amount	Est. Total Dividend	Est. Franking Credit
08-Mar-2023	14-Apr-2023	Interim	\$0.3400	2,400	\$0.00	\$816.00	\$816.00	\$349.71
<b>Sub Total</b>					<b>\$0.00</b>	<b>\$816.00</b>	<b>\$816.00</b>	<b>\$349.71</b>

## TLS - TELSTRA GROUP FPO (ORDINARY FULLY PAID)

Ex-div date	Payment Date	Type	Dividend per share	Units	Est. Unfranked Amount	Est. Franked Amount	Est. Total Dividend	Est. Franking Credit
01-Mar-2023	31-Mar-2023	Interim	\$0.0850	6,300	\$0.00	\$535.50	\$535.50	\$229.50
24-Aug-2022	21-Sep-2022	Final	\$0.0850	6,300	\$0.00	\$535.50	\$535.50	\$229.50
<b>Sub Total</b>					<b>\$0.00</b>	<b>\$1,071.00</b>	<b>\$1,071.00</b>	<b>\$459.00</b>

## WDS - WOODSIDE ENERGY FPO (ORDINARY FULLY PAID)

Ex-div date	Payment Date	Type	Dividend per share	Units	Est. Unfranked Amount	Est. Franked Amount	Est. Total Dividend	Est. Franking Credit
08-Mar-2023	05-Apr-2023	Final	\$2.1544	845	\$0.00	\$1,820.47	\$1,820.47	\$780.20
08-Sep-2022	06-Oct-2022	Interim	\$1.5995	845	\$0.00	\$1,351.60	\$1,351.60	\$579.26
<b>Sub Total</b>					<b>\$0.00</b>	<b>\$3,172.07</b>	<b>\$3,172.07</b>	<b>\$1,359.46</b>
<b>TOTAL</b>					<b>\$2,237.38</b>	<b>\$26,014.30</b>	<b>\$28,251.68</b>	<b>\$11,149.00</b>

## ESTIMATED INTEREST RECEIVED

There are no transactions on this account.

<b>TOTAL</b>	<b>\$0.00</b>
--------------	---------------

## INTEREST INCOME SUMMARY

Account	Interest
CDIA - 10783097	\$2,523.91
<b>TOTAL</b>	<b>\$2,523.91</b>





LYCOPODIUM LIMITED

ABN 83 098 556 159

000533 000 LYL



DR ROBERT ASTLEY FINLAY-JONES  
<FJ SUPER FUND A/C>  
PO BOX 212  
BROMPTON SA 5007

## Update your information:



Online:

[www.computershare.com.au/easyupdate/LYL](http://www.computershare.com.au/easyupdate/LYL)



By Mail:

Computershare Investor Services Pty Limited  
GPO Box 2975 Melbourne  
Victoria 3001 Australia

## Enquiries:

(within Australia) 1300 764 130  
(international) +61 3 9415 4267

## Holder Identification Number (HIN)

HIN WITHHELD

ASX Code	LYL
TFN/ABN Status	Quoted
Record Date	23 September 2022
Payment Date	7 October 2022
Direct Credit Reference No.	800517

## 2022 Final Dividend

Dear Shareholder,

This payment represents a final dividend of 36 cents per share for the year ended 30 June 2022. This dividend is paid on the shares registered in your name and entitled to participate as at the record date of 23 September 2022. This payment is 100% franked at the corporate tax rate of 30%.

Please register at [www.computershare.com.au/easyupdate/LYL](http://www.computershare.com.au/easyupdate/LYL) in order to update your TFN, bank account and other details online.

Justine Campbell  
Company Secretary

Class Description	Amount per Share	Number of Shares	Franked Amount	Unfranked Amount	Gross Payment
Ordinary Shares	36 cents	4,800	\$1,728.00	\$0.00	\$1,728.00
<b>Net Payment</b>					<b>\$1,728.00</b>
Franking Credit					\$740.57

**Note 1:** You should retain this statement to assist you in preparing your tax return.

**Note 2:** If you require your payment to be re-issued, you may be charged an administrative fee which will be deducted from your payment.

## Your Payment Instruction

COMMONWEALTH BANK OF AUSTRALIA  
BSB: 065-000 Account number: XXXXXX97

Amount Deposited

**AUD\$1,728.00**

If payment cannot be made to the above instruction, a cheque will be forwarded to your registered address.



BHP Group Limited  
ABN 49 004 028 077

199144 000 BHP



DR ROBERT ASTLEY FINLAY-JONES  
<FJ SUPER FUND A/C>  
PO BOX 212  
BROMPTON SA 5007

### Update Your Details:



[www.computershare.com.au/investor](http://www.computershare.com.au/investor)



(within Australia) 1300 656 780  
(outside Australia) +61 3 9415 4020



Computershare Investor Services Pty Limited  
GPO Box 2975 Melbourne  
Victoria 3001 Australia

### Your Shareholding

SHARE CLASS	HOLDER NUMBER
Ordinary Shares	HIN WITHHELD
TFN/ABN STATUS	DIRECT CREDIT REF NO
Quoted	272920
RECORD DATE	PAYMENT DATE
10 March 2023	30 March 2023

You must keep this document for your tax records.

## BHP Group Limited Shares

### FY2023 Interim Dividend Payment - Dividend Statement & Direct Credit Advice

The statement below represents your interim dividend for the half year ended 31 December 2022. This dividend is paid at the rate of 90 US cents (equivalent to A\$1.36363636) per share on your holding of fully paid ordinary shares, registered in your name and entitled to participate as at the Record Date. This dividend has been franked in Australia at a rate of 100% and the company tax rate used to determine the franking credit is 30%. All amounts are in Australian dollars, except where indicated.

Amount per Security	Number of Securities	Franked Amount	Unfranked Amount	Gross Payment
A\$1.36363636	580	A\$790.91	A\$0.00	A\$790.91
<b>Net Payment</b>				<b>A\$790.91</b>
Australian Franking Credit				A\$338.96


### Your Payment Instruction

COMMONWEALTH BANK OF AUSTRALIA  
BSB: 065-000  
Account Number: XXXXXX97

Amount Deposited

**A\$790.91**

If payment cannot be made to the above instruction, you will be issued with a cheque in the same currency as the Amount Deposited.



262854 000 WDS



DR ROBERT ASTLEY FINLAY-JONES  
<FJ SUPER FUND A/C>  
PO BOX 212  
BROMPTON SA 5007

## Update Your Information:

[www.investorcentre.com/wds](http://www.investorcentre.com/wds)



Computershare Investor Services Pty Limited  
GPO Box 2975 Melbourne  
Victoria 3001 Australia



1300 558 507 (within Australia)  
+61 3 9415 4632 (outside Australia)



## Holder Identification Number (HIN)

HIN WITHHELD

ASX Code	WDS
TFN/ABN Status	Quoted
Record Date	9 March 2023
Payment Date	5 April 2023
Direct Credit Reference No.	740066

## DIVIDEND STATEMENT

The statement below represents your final dividend for the full year ended 31 December 2022. This dividend is paid at the rate of US\$1.44 (equivalent to A\$2.15439856) per share on your holding of fully paid ordinary shares, registered in your name and eligible as at the record date 9 March 2023.

This dividend is fully franked (100%) at the tax rate of 30%.

Class Description	Amount per Security	Number of Securities	Franked Amount	Unfranked Amount	Total Payment
Ordinary Shares	A\$2.15439856	845	A\$1,820.47	A\$0.00	A\$1,820.47
<b>Net Payment</b>					<b>A\$1,820.47</b>
Australian Franking Credit					A\$780.20

## VIEW OR UPDATE YOUR SECURITY HOLDING DETAILS ONLINE

To view your security holding details please visit [www.investorcentre.com/wds](http://www.investorcentre.com/wds). When in Investor Centre, log in using your SRN/HIN and postcode (if within Australia) or country (if outside Australia). For security purposes, if you wish to update your information you will be required to login as an existing user with your User ID and password or register as a new user and create a User ID and password.

### Important Notes:

- You should retain this statement to assist you in preparing your tax return.
- If you require a replacement payment for any of your dividend payments, you may be charged a fee to cover the costs to reissue such payments.

## YOUR PAYMENT INSTRUCTION

COMMONWEALTH BANK OF AUSTRALIA  
BSB: 065-000 Account number: XXXXXX97

**Amount Deposited**  
**A\$1,820.47**

If payment cannot be made to the above account, the dividend amount will be withheld pending receipt of your valid direct credit instructions.

All Registry communications to:  
 Link Market Services Limited  
 Locked Bag A14, Sydney South, NSW 1235  
 Enquiries (within Australia): 1300 303 063  
 (outside Australia): +61 1300 303 063  
 ASX Code: CHC  
 Email: charterhall@linkmarketservices.com.au  
 Website: www.linkmarketservices.com.au



**Charter Hall Limited**  
 ABN 57 113 531 150  
**Charter Hall Funds Management Limited**  
 ABN 31 082 991 786 AFSL 262861  
**As responsible entity for Charter Hall Property**  
 Trust ARSN 113 339 147

## Part A. Your details



046 005498

DR ROBERT ASTLEY FINLAY-JONES  
 <FJ SUPER FUND A/C>  
 PO BOX 212  
 BROMPTON SA 5007

**Date:** 8 September 2023

**Reference No.:** X\*\*\*\*\*5343

## Attribution Managed Investment Trust Member Annual Statement for the year ended 30 June 2023

The Charter Hall Group (ASX:CHC) 2023 annual tax statement is provided to help you complete your 2023 Australian income tax return, assuming you are an Australian resident individual for the entire year ended 30 June 2023, however you should seek your own taxation advice.

Charter Hall Group is a stapled entity comprising Charter Hall Property Trust ("Trust") and Charter Hall Limited ("Company"). The income relating to total distributions in respect of Charter Hall Group stapled securities for the year ended 30 June 2023 is as follows.

### Part B: Summary of 2023 tax return (supplementary section) items for a resident individual

Non-Australian residents should seek independent Australian tax advice.

Item	Amount	Tax return label
Franked dividend from company	\$168.84	11T
Franking credit from company	\$72.36	11U
Share of net income from trusts, less net capital gains, foreign income and franked distributions – primary production income	\$0.28	13L
Share of net income from trusts, less net capital gains, foreign income and franked distributions – non-primary production income	\$31.31	13U
Franked distribution from trusts	\$0.00	13C
Share of franking credits from franked dividends	\$0.00	13Q
Share of credit for foreign resident withholding amounts (excluding capital gains)	\$0.00	13A
Share of credit for tax amounts withheld	\$96.00	13R
Net capital gain	\$63.68	18A
Total current year capital gains	\$127.36	18H
Credit for foreign resident capital gains withholding amounts	\$0.00	18X
CFC Income	\$0.00	19K
Assessable foreign source income	\$0.00	20E
Other net foreign source income	\$0.00	20M
Australian franking credits from a New Zealand franking company	\$0.00	20F
Foreign income tax offset *	\$0.00	20O

\*To work out your foreign income tax offset (FITO) entitlement, see 20 Foreign source income and foreign assets or property or the Guide to foreign tax offset rules 2023.

### Part B: Capital gains tax information – additional information for item 18

	Amount	
Capital gains - discounted method	\$127.36	(gross amount)
Capital gains - other method	\$0.00	
<b>Total current year capital gains</b>	<b>\$127.36</b>	

## Part C: Components of attribution

	Cash distributions	Tax paid or franking credit (gross up)	Attributable amount
<b>Australian income</b>			
Interest (subject to non - resident withholding tax)			\$0.00
Interest (not subject to non - resident withholding tax)			\$0.00
Dividends - unfranked amount declared to be CFI			\$0.00
Dividends - unfranked amount not declared to be CFI			\$0.00
Other assessable Australian income (Other)			\$20.95
Other assessable Australian income (NCMI)			\$10.36
Other assessable Australian income (Excluded from NCMI)			\$0.00
Other assessable Australian income (NCMI –Non- Primary production)			\$0.00
Other assessable Australian income (CBMI)			\$0.00
<b>Non-primary production income</b>			<b>\$31.31</b>
NCMI - primary production			\$0.28
<b>Primary production income</b>			<b>\$0.28</b>
<b>Dividends - franked amount</b>		<b>\$0.00</b>	<b>\$0.00</b>
<b>Capital gains</b>			
Capital gains – discounted method TAP (Other)			\$31.63
Capital gains – discounted method TAP (NCMI)			\$0.00
Capital gains – discounted method TAP (Excluded from NCMI)			\$0.00
Capital gains – discounted method TAP (CBMI)			\$0.00
Capital gains - discounted method NTAP			\$32.05
Taxable foreign capital gains - discounted method		\$0.00	\$0.00
Capital gains – other method TAP (Other)			\$0.00
Capital gains – other method TAP (NCMI)			\$0.00
Capital gains – other method TAP (Excluded from NCMI)			\$0.00
Capital gains – other method TAP (CBMI)			\$0.00
Capital gains - other method NTAP			\$0.00
Taxable foreign capital gains - other method		\$0.00	\$0.00
<b>Net capital gains</b>		<b>\$0.00</b>	<b>\$63.68</b>
AMIT CGT gross up amount			\$63.68
Other capital gains distribution			
<b>Total current year capital gains</b>		<b>\$0.00</b>	<b>\$127.36</b>
<b>Foreign income</b>			
Other net foreign source income		\$0.00	\$0.00
<b>Assessable foreign source income</b>		<b>\$0.00</b>	<b>\$0.00</b>
Australian franking credit from a New Zealand franking company		\$0.00	\$0.00
CFC income			\$0.00
<b>Total foreign income</b>		<b>\$0.00</b>	<b>\$0.00</b>
<b>Other non-assessable amounts</b>			<b>Amount</b>
Net exempt income			\$0.00
Non-assessable non-exempt amount			\$0.00
Other non-attributable amounts			\$47.33
<b>Total non-assessable amounts</b>			<b>\$47.33</b>
<b>Gross cash distribution</b>	<b>\$206.28</b>		
Less: withholding tax	\$96.00		
<b>Net cash distribution</b>	<b>\$110.28</b>		

## Part D: Tax offsets

	Amount
<b>Tax offsets</b>	
Franking credit tax offset from Australian resident companies	\$0.00
Foreign income tax offset - other net foreign source income	\$0.00
<b>Total tax offsets</b>	<b>\$0.00</b>

## Part E: Attribution Managed Investment Trust ('AMIT') cost base adjustments

	Amount
<b>AMIT cost base net amount - excess (decrease cost base)</b>	<b>\$47.33</b>
<b>AMIT cost base net amount - shortfall (increase cost base)</b>	<b>\$0.00</b>

## 2024 Dividend Tax Return Amounts

	Dividends	Franking credits
<b>Dividend income</b>		
Franked dividend	\$0.00	\$0.00
Unfranked dividend	\$0.00	\$0.00
<b>Total dividend</b>	<b>\$0.00</b>	<b>\$0.00</b>

For an Australian resident individual, dividends are generally assessable on a 'receipts basis'. The Company dividend paid on 31 August 2023 should therefore be included in your 2024 income tax return.

Charter Hall has prepared a Tax Guide to assist you in completing your 2023 Tax return. This guide can be found at <https://www.charterhall.com.au/taxationguide>

Please retain this statement for income tax purposes



**+ Goodman Group**  
 Goodman Limited ABN 69 000 123 071  
 Goodman Funds Management Limited  
 ABN 48 067 796 641; AFSL Number 223621  
 As Responsible Entity for  
 Goodman Industrial Trust ARSN 091 213 839  
 Goodman Logistics (HK) Limited  
 Company No. 1700359; ARBN 155 911 149  
 A Hong Kong company with limited liability

**Update your information:**

**Online:**  
[www.computershare.com.au/easyupdate/gmg](http://www.computershare.com.au/easyupdate/gmg)

**By Mail:**  
 Computershare Investor Services Pty Limited  
 GPO Box 2975 Melbourne  
 Victoria 3001 Australia

**Enquiries:**

(within Australia) 1300 723 040  
 (international) 61 3 9415 4043

Holder No: HIN WITHHELD  
 Statement Date: 25 August 2023

018134 046 GMG  
 DR ROBERT ASTLEY FINLAY-JONES  
 <FJ SUPER FUND A/C>  
 PO BOX 212  
 BROMPTON SA 5007

# Goodman Group Annual Tax Statement 2023

## Fully paid ordinary securities for the year ended 30 June 2023

This statement reflects distributions that should be included in your Tax Return for the 2022-23 financial year. Please use this Annual Tax Statement for completing your Tax Return and not interim distribution statements provided at the time of the payments since annual taxable amounts can be determined only after the close of the financial year. This statement should be read in conjunction with the enclosed Goodman Group Tax Return Guide 2023.

Please retain this statement for income tax purposes.

### Part A - Summary of 2022-23 Income Tax Return and Tax Return (supplementary section) items

#### Goodman Logistics (HK) Limited dividends

Dividend components	Tax return label	Amount \$
Assessable foreign source income	20E	Nil
Net foreign source income	20M	Nil
Foreign income tax offsets	20O	Nil

#### Goodman Limited (GL) dividends

Dividend components	Tax return label	Amount \$
Unfranked amount	11S	Nil
Franked amount	11T	Nil
Franking credit	11U	Nil
TFN amounts withheld	11V	Nil

#### Goodman Industrial Trust (GIT) distributions

Tax Return (supplementary section)	Tax return label	Amount \$
Australian income – non-primary production	13U	\$2.53
Franked distributions from trusts	13C	\$3.44
Share of franking credits from franked dividends	13Q	\$1.03
TFN amounts withheld	13R	\$47.00
Tax paid by trustee	13S	Nil
Non resident withholding tax	13A	Nil
Net capital gain	18A	\$41.59
Total current year capital gains	18H	\$83.18
Assessable foreign source income	20E	\$0.07
Net foreign source income	20M	\$0.07
Foreign income tax offsets	20O	\$0.07



**Part B: Additional information for Question 18 (supplementary section)**

<b>Capital gains</b>	<b>Tax return label</b>	<b>Amount \$</b>
Discount method ('grossed-up' amount)		\$83.18
Indexation method		N/A
Other method		Nil
<b>Total current year capital gains</b>	18H	\$83.18

**Part C: Components of distributions**

<b>Net dividends/distributions for the year ended 30 June 2023</b>	<b>Cash dividend/distribution \$</b>	<b>Tax offsets \$</b>	<b>Assessable amount \$</b>
<b>Foreign income Goodman Logistics (HK) Limited – dividends</b>			
Foreign dividend – unfranked (paid 25 August 2023 and assessable for the year ending 30 June 2024)	\$50.00	Nil	Nil
<b>Sub-total (A)</b>	\$50.00	Nil	Nil
<b>Australian income Goodman Limited (GL) – dividends</b>			
Dividends – unfranked	Nil	Nil	Nil
Dividends – franked	Nil	Nil	Nil
<b>Sub-total (B)</b>	Nil	Nil	Nil
<b>Australian income Goodman Industrial Trust (GIT) – distributions</b>			
Interest	\$2.53		\$2.53
Other income	Nil		Nil
Other income NCMI	Nil		Nil
Unfranked distributions	Nil		Nil
Total non-primary production income*	\$2.53		\$2.53
<b>Franked distributions*</b>	\$2.41	\$1.03	\$3.44
<b>Capital gains</b>			
Discounted method – 50% – TARP	\$41.59		\$41.59
Discounted method – 50% – non-TARP	Nil		Nil
CGT concession amount – TARP	\$41.59		
CGT concession amount – non-TARP	Nil		
Other method – TARP	Nil		Nil
Other method – non-TARP	Nil		Nil
Distributed capital gains*	\$83.18		
<b>Total net capital gains</b>			\$41.59
<b>Foreign income</b>			
Assessable foreign income*	Nil	\$0.07	\$0.07
<b>Non-assessable amounts</b>			
Tax-deferred amounts*	\$11.88		
<b>Other amounts withheld from distributions</b>			
TFN amounts withheld	\$47.00		
Credit for tax paid by trustee	Nil		
Non resident withholding tax	Nil		
<b>Sub-total (C)</b> (Sum of *Components less Other amounts withheld from Distributions)	<b>\$53.00</b>		
<b>Total net cash distributions</b>	<b>\$103.00</b>		
Comprising of:			
(A) Total cash from Goodman Logistics (HK) Limited	\$50.00		
(B) Total cash from Goodman Limited (GL)	Nil		
(C) Total cash from Goodman Industrial Trust (GIT)	\$53.00		

Please retain this statement for income tax purposes.

021757 000 SGP  
 DR ROBERT ASTLEY FINLAY-JONES  
 <FJ SUPER FUND A/C>  
 PO BOX 212  
 BROMPTON SA 5007

## Update your Information

 **Online:**  
[www.computershare.com.au/easyupdate/sgp](http://www.computershare.com.au/easyupdate/sgp)

 **By Mail:**  
 Computershare Investor Services Pty Limited  
 GPO Box 2975 Melbourne  
 Victoria 3001 Australia

**Enquiries:**  
 (within Australia) 1800 804 985  
 (outside Australia) +61 3 9415 4058

## Holder Identification Number (HIN)

HIN WITHHELD

## Attribution Managed Investment Trust Member Annual Statement for the year ended 30 June 2023

COMPONENT SUMMARY FINANCIAL YEAR 2023	Cash Distribution Amount	Tax Attribution Amount
Non-primary production income	\$1,064.00	\$1,064.00
Discounted capital gains	\$74.83	\$74.83
Other capital gains distribution	\$74.83	\$74.83
Other non-attributable amounts	\$463.14	\$0.00
<b>Gross cash distribution</b>	<b>\$1,676.80</b>	<b>\$1,213.66</b>

The following tax return items are valid for Australian resident individual unitholders only.

PART A – SUMMARY OF 2023 TAX RETURN (SUPPLEMENTARY SECTION) ITEMS		
Item	Tax Return Label	Tax Attribution Amount
Share of net income from trusts, less net capital gains, foreign income and franked distributions	13U	\$1,064.00
Franked distributions from trusts	13C	\$0.00
Share of franking credits from franked dividends	13Q	\$0.00
Share of credit for TFN amounts withheld from interest, dividends and unit trust distributions	13R	\$0.00
Share of credit for foreign resident withholding amounts	13A	\$0.00
Share of credit for tax paid by trustee	13S	\$0.00
Net capital gain	18A	\$74.83
Total current year capital gains	18H	\$149.66
Assessable foreign source income	20E	\$0.00
Australian franking credits from a New Zealand company	20F	\$0.00
Other net foreign source income	20M	\$0.00
Foreign income tax offset	20O	\$0.00

PART B – COMPONENTS OF DISTRIBUTION			
Item	Cash Distribution Amount	Tax Paid / Offsets	Tax Attribution Amount
<b>Australian income</b>			
Unfranked distributions	\$0.00		\$0.00
Interest - subject to non resident WHT	\$439.71		\$439.71
Other assessable Australian income	\$601.83		\$601.83
Non-primary production - NCMI	\$22.32		\$22.32
Non-primary production - excluded from NCMI	\$0.14		\$0.14
<b>Non-primary production income</b>	<b>\$1,064.00</b>		<b>\$1,064.00</b>
<b>Franked distributions</b>	<b>\$0.00</b>	<b>\$0.00</b>	<b>\$0.00</b>
<b>Capital gains</b>			
Discounted capital gains TAP	\$74.83		\$74.83
Discounted capital gains NTAP	\$0.00		\$0.00
Capital gains - other method TAP	\$0.00		\$0.00
Capital gains - other method NTAP	\$0.00		\$0.00
Capital gains - NCMI	\$0.00		\$0.00
Capital gains - excluded from NCMI	\$0.00		\$0.00
<b>Net capital gain</b>	<b>\$74.83</b>		<b>\$74.83</b>
AMIT CGT gross up amount			\$74.83
Other capital gains distribution	\$74.83		
<b>Total current year capital gains</b>	<b>\$149.66</b>		<b>\$149.66</b>
<b>Foreign income</b>			
<b>Assessable foreign source income</b>	<b>\$0.00</b>	<b>\$0.00</b>	<b>\$0.00</b>
<b>Other non-assessable amounts</b>			
Non-assessable non-exempt amount	\$0.00		\$0.00
Net exempt income	\$0.00		
Other non-attributable amounts	\$463.14		
<b>Gross Amount</b>	<b>\$1,676.80</b>		<b>\$1,213.66</b>
AMIT cost base net amount - excess (reduce cost base)			\$463.14
AMIT cost base net amount - shortfall (increase cost base)			\$0.00
Less TFN amounts withheld	\$0.00		
Less non-resident withholding tax			
- Interest	\$0.00		
- NCMI	\$0.00		
- Excluded from NCMI	\$0.00		
Less Fund payment withholding tax (other than NCMI / excluded from NCMI)	\$0.00		
<b>Net Cash Distribution</b>	<b>\$1,676.80</b>		

Item	Attribution Amount (\$)	Tax Paid / Payable (\$)
<b>Non-resident reporting</b>		
Interest exempt from withholding	\$0.00	\$0.00
Non-resident withholding amount		
- Interest	\$439.71	\$0.00
- NCMi	\$22.32	\$0.00
- Excluded from NCMi	\$0.14	\$0.00
<b>Managed Investment Trust Fund Payment (other than NCMi / Excluded from NCMi)</b>	<b>\$751.49</b>	<b>\$0.00</b>
<i>Deemed Payment – Interest</i>	<i>\$0.00</i>	<i>\$0.00</i>
<i>Deemed Payment – Fund Payment</i>	<i>\$0.00</i>	<i>\$0.00</i>

<b>Client name</b>	FJ SUPER FUND	<b>Fin Accounts Prepared by</b>	Fiona Ludlam
<b>Client code</b>	FJSF	<b>Date prepared</b>	13-Feb-2024
<b>Year ended</b>	30/06/2023	<b>Reviewed by</b>	
<b>SRN/HIN</b>	X0037145343	<b>Date reviewed</b>	
<b>Postcode</b>	5007	<a href="#">Back to Cover</a>	

**Objective** To ensure expenditures are correctly recorded and exists

**Procedures** Randomly sampled items of expenditures and check with source documents, general ledger and bank statements.

Date	Company	GL	Bank Statement	Source Documents*
30/06/2023	ATO Super Levy 2023	259.00	259.00	259.00
19/05/2023	Roach & Bruce Consulting	3,190.00	3,190.00	3,190.00
			-	-
			-	-
			-	-

\* Attached source documents here

Total Value of Sample	3,449.00
Total Expenses	4,364.00
Sampling Percentage	79.03%

- 1 Agreed to external source documents.
- 2 Agreed that expenditures were reasonable and incurred by the super fund.

### Insurance

- 3 Did super fund provide life insurance for members?
- 4 If yes, obtain a copy of policy and certificate of currency to ensure that insurance premiums have been paid.
- 5 Ensure that the policy owner is in the name of the super fund.

# ROACH & BRUCE Consulting Pty Ltd

ABN: 38 069 661 141

Suite 7, Level 5  
66 Hunter Street  
SYDNEY NSW 2000  
Tel: (02) 9232 8211  
[enquiries@rabca.com.au](mailto:enquiries@rabca.com.au)  
[www.roachandbruce.com.au](http://www.roachandbruce.com.au)

## CHARTERED ACCOUNTANT

ANTHONY BRUCE, B.Comm, FCA

F J Super Fund  
P O Box 212  
BROMPTON SA 5007

19 May 2023

## TAX INVOICE

Inv No. 7362

---

### To our fee for professional services rendered:

Writing up the books of account of the F J Super Fund for the year ended 30 June 2022 and preparing therefrom a balance sheet and supporting accounts for the year then ended.

Preparation and lodgement of income tax return for the year ended 30 June 2022.

Calculation of pension for the year ending 30 June 2023 and forwarding details to you.

Arranging for an Actuarial Certificate to be obtained for the super fund.

Receiving call from your lawyer, Rod Luker, on 20 July 2022 who was drawing up your Will and confirming we have your Binding Death Benefit Nomination (BDBN) form and will forward a copy once authorised. Receiving your authorisation on 21 July 2022 to provide a copy of the BDBN to your lawyer and emailing.

Fee	2,900.00
GST	290.00
<b>TOTAL</b>	<b>\$3,190.00</b>

---

### REMITTANCE ADVICE

F J Super Fund  
Invoice Terms (14) Days from Invoice Date  
**Please make all cheques payable to:** Roach & Bruce Consulting Pty Ltd  
Direct Credit Details: BSB 032-024 Account #: 229 586

**Payment Due:** \$3,190.00  
**Invoice No:** 7362

Ref: FJSF

## Fiona Ludlam

---

**From:** WebLink <info@weblink.com.au>  
**Sent:** Sunday, 3 July 2022 3:02 PM  
**To:** berto@bigpond.com  
**Subject:** WebLink (former Paritech) Invoice - 42089

---

### WEBLINK TAX INVOICE

---

Date:17/7/2022  
FOR FORMER PARITECH CUSTOMERS

WebLink Systems Pty Ltd  
ABN 95 108 188 263  
781 Pacific Highway  
Chatswood 2067  
Australia  
t. +61 (0)2 9495 8400

User ID : 42089  
User Name : Robert Finlay Jones

### CURRENT SUBSCRIPTION

Subscription Plan : DataDirector EOD  
Renew from : 17/7/2022  
Renewal period : 1 year  
Renewal Amount(inc GST) : \$415

---

### HOW DO I RENEW?

1. SECURE ONLINE ORDER FORM - a safe, secure way to conveniently renew your subscription.
2. ELECTRONIC FUNDS TRANSFER (EFT)- Direct Transfer.
3. RENEW BY PHONE - if you would like to ring to renew with one of our team members.

#### 1. SECURE ONLINE ORDER FORM

The quickest way is to renew online.

Please click on the link below to use the Data Director encrypted form.

<https://datadirector.weblink.com.au/knowledge-base/data-director-renewal-form/>

#### 2. ELECTRONIC FUNDS TRANSFER (EFT)

Name: WebLink Systems Pty Ltd  
Bank: ANZ BANK  
BSB: 012 293  
ACCOUNT NUMBER: 499898437

- a. Please email us that you have done an EFT so we can monitor receipt.
- b. Please include your User ID so we track who sent the funds.

### 3. RENEW BY PHONE

If you wish to ring to renew, please contact us on:

t. +61 (0)2 9495 8400

Thank you for using our services at Weblink.

Let us know if we can be of assistance.

-----  
Weblink Systems Data Service  
-----

Weblink Systems Pty Ltd  
ABN 95 108 188 263  
781 Pacific Highway  
Chatswood 2067  
Australia

t. +61 (02) 9495 8400

e. [info@weblink.com.au](mailto:info@weblink.com.au)

<b>Client name</b>	FJ SUPER FUND	<b>Fin Accounts Prepared by</b>	Fiona Ludlam
<b>Client code</b>	FJSF	<b>Date prepared</b>	13-Feb-2024
<b>Year ended</b>	30-Jun-2023	<b>Reivewed by</b>	
<b>SRN/HIN</b>	X0037145343	<b>Partner/Director</b>	
<b>Postcode</b>	5007	<a href="#">Back to Cover</a>	

**Objective** To ensure benefits paid were in accordance with condition of release of the trust deed and stated correctly

**Benefits Paid**

- Documentation of conditions of release were obtained and agreed to trust deed and SIS Act/Regulations.  
 Prior year member statements were reviewed and benefit payments were found to be reasonable.  
 Confirmed benefit paid with exited member (if applicable).  
 Confirmed minimum pension standards were met.

**Pensions commenced during the financial year**

Confirmed accounts were drawn up correctly up to commencement date for a new account based pension.

Commencement of account based pension was documented in the minutes of the fund (including reversionary beneficiary where applicable).

PAYG withholding was registered correctly and correct amounts were withheld taking into account tax free amounts and tax offsets (pension member under 60 years).

For transition to retirement pension, ensure that maximum pension amount is 10% only.

(need to register for PAYG withholding if member has been paid a pension prior to turning 60).

- Reviewed accounts and there were no transfers out during the year.