

# Poulson Family Superannuation Fund

## Reports Index

---

Statement of Financial Position

Operating Statement

Notes to the Financial Statements

Trustees Declaration

Compilation Report

Members Statement

Trustee Minute / Resolution

Statement of Taxable Income

Investment Summary

Investment Income

Realised Capital Gains

SMSF Annual Return

Capital Gains Schedule

Losses Schedule

General Ledger - Audit View

Trial Balance

---

**Poulson Family Superannuation Fund**  
**Statement of Financial Position**

As at 30 June 2021

	Note	2021 \$	2020 \$
<b>Assets</b>			
<b>Investments</b>			
Managed Investments (Australian)	2	439,991.71	429,236.16
<b>Total Investments</b>		<u>439,991.71</u>	<u>429,236.16</u>
<b>Other Assets</b>			
Distributions Receivable		19,772.29	21,889.70
Macquarie Cash Management Trust		33,233.00	18,767.62
GST Refundable		630.70	87.20
Income Tax Refundable		1,370.34	1,854.40
<b>Total Other Assets</b>		<u>55,006.33</u>	<u>42,598.92</u>
<b>Total Assets</b>		<u>494,998.04</u>	<u>471,835.08</u>
<b>Net assets available to pay benefits</b>		<u>494,998.04</u>	<u>471,835.08</u>
Represented by:			
<b>Liability for accrued benefits allocated to members' accounts</b>	4, 5		
Poulson, John - Pension (Pension)		238,752.74	228,258.63
Poulson, Valerie - Pension (Pension)		256,245.30	243,576.45
<b>Total Liability for accrued benefits allocated to members' accounts</b>		<u>494,998.04</u>	<u>471,835.08</u>

*The accompanying notes form part of these financial statements.*

## Poulson Family Superannuation Fund

# Operating Statement

For the year ended 30 June 2021

	Note	2021	2020
		\$	\$
<b>Income</b>			
<b>Investment Income</b>			
Trust Distributions	7	26,546.28	28,823.22
Interest Received		18.00	173.31
<b>Investment Gains</b>			
Changes in Market Values	8	46,685.13	(18,897.93)
<b>Total Income</b>		<u>73,249.41</u>	<u>10,098.60</u>
<b>Expenses</b>			
Accountancy Fees		2,200.00	3,782.25
Administration Costs		275.00	705.50
ATO Supervisory Levy		259.00	259.00
Auditor's Remuneration		495.00	495.00
Advisor Fees		0.00	768.75
Investment Expenses		7,427.79	5,311.44
		<u>10,656.79</u>	<u>11,321.94</u>
<b>Member Payments</b>			
Pensions Paid		40,800.00	40,800.00
<b>Total Expenses</b>		<u>51,456.79</u>	<u>52,121.94</u>
<b>Benefits accrued as a result of operations before income tax</b>			
		<u>21,792.62</u>	<u>(42,023.34)</u>
Income Tax Expense	9	(1,370.34)	(1,854.40)
<b>Benefits accrued as a result of operations</b>		<u>23,162.96</u>	<u>(40,168.94)</u>

The accompanying notes form part of these financial statements.

## Poulson Family Superannuation Fund

# Notes to the Financial Statements

For the year ended 30 June 2021

---

### Note 1: Summary of Significant Accounting Policies

The trustees have prepared the financial statements on the basis that the superannuation fund is a non-reporting entity because there are no users dependent on general purpose financial statements. The financial statements are therefore special purpose financial statements that have been prepared in order to meet the requirements of the Superannuation Industry (Supervision) Act 1993 and accompanying Regulations, the trust deed of the fund and the needs of members.

The financial statements have also been prepared on a cash basis and are based on historical costs, except for investments, which have been measured at market values.

The following significant accounting policies, which are consistent with the policies applied in the previous period unless otherwise stated, have been adopted in the preparation of the financial statements.

The financial statements were authorised for issue by the Trustee(s).

#### a. Measurement of Investments

The fund initially recognises:

- (i) an investment when it controls the future economic benefits expected to flow from the asset. For financial assets, the trade date is considered to be the date on which control of the future economic benefits attributable to the asset passes to the fund; and
- (ii) a financial liability on the date it becomes a party to the contractual provisions of the instrument.

Investments of the fund have been measured at their market values, which refers to the amount that a willing buyer could reasonably be expected to pay to acquire the asset from a willing seller if the following assumptions were made:

- that the buyer and the seller deal with each other at arm's length in relation to the sale;
- that the sale occurred after proper marketing of the asset; and
- that the buyer and the seller acted knowledgeably and prudentially in relation to the sale.

Market values have been determined as follows:

- (i) shares and other securities listed on the Australian Securities Exchange by reference to the relevant market quotations at the end of the reporting period;
- (ii) units in managed funds by reference to the unit redemption price at the end of the reporting period;
- (iii) fixed-interest securities by reference to the redemption price at the end of the reporting period;
- (iv) unlisted investments are stated at trustees' assessment based on estimated market value at balance date or where necessary, an external valuer's opinion; and
- (v) investment properties at the trustees' assessment of the market value or where necessary a qualified independent valuer's opinion at the end of reporting period.

Financial liabilities, such as trade creditors and other payables, are measured at the gross value of the outstanding balance at the end of the reporting period. The trustees have determined that the gross values of the fund's financial liabilities are equivalent to their market values. Any remeasurement changes in the gross values of non-current financial liabilities (including liabilities for members' accrued benefits) are recognised in the operating statement in the periods in which they occur.

#### b. Cash and Cash Equivalents

Cash and cash equivalents include cash on hand and at call, deposits with banks and short-term, highly liquid investments that are readily convertible to cash and subject to an insignificant risk of change in value.

#### c. Revenue

Revenue is recognised at the fair value of the consideration received or receivable.

##### Interest revenue

Interest revenue is recognised in respect of fixed-interest securities, and cash and cash equivalent balances. Interest revenue is recognised upon receipt.

## Poulson Family Superannuation Fund

# Notes to the Financial Statements

For the year ended 30 June 2021

---

### Dividend revenue

Dividend revenue is recognised when the dividend has been paid or, in the case of dividend reinvestment schemes, when the dividend is credited to the benefit of the fund.

### Rental revenue

Rental revenue arising from operating leases on investment properties is recognised upon receipt.

### Distribution revenue

Distributions from unit trusts and managed funds are recognised as at the date the unit value is quoted ex-distribution and if not received at the end of the reporting period, are reflected in the statement of financial position as a receivable at market value.

### Remeasurement changes in market values

Remeasurement changes in the market values of assets are recognised as income and are determined as the difference between the market value at year-end or consideration received (if sold during the year) and the market value as at the prior year-end or cost (if the investment was acquired during the period).

### d. Liability for Accrued Benefits

The liability for accrued benefits represents the fund's present obligation to pay benefits to members and beneficiaries and has been calculated as the difference between the carrying amount of the assets and the carrying amount of the other payables and income tax liabilities as at the end of the reporting period.

### e. Goods and Services Tax (GST)

Revenues, expenses and assets are recognised net of the amount of GST, except where the amount of GST incurred is not recoverable from the Australian Taxation Office (ATO).

The net amount of GST recoverable from, or payable to, the ATO is included with other receivables or other payables in the statement of financial position.

### f. Critical Accounting Estimates and Judgements

The preparation of financial statements requires the trustees to make judgements, estimates and assumptions that affect the application of accounting policies and the reported amounts of assets and liabilities, income and expenses. Actual results may differ from these estimates.

Estimates and underlying assumptions are reviewed on an ongoing basis. Revisions to accounting estimates are recognised in the period in which the estimate is revised and in any future period affected.

### Note 2: Managed Investments (Australian)

	2021 \$	2020 \$
APN AREIT Fund	19,371.60	16,114.82
Hyperion Small Growth Companies Fund	26,987.81	37,790.55
City Pacific - First Mortgage	86.00	154.00
Bentham Ws Global Income Fund	40,446.93	38,774.80
Pimco Aust Bond Fund - Wholesale	34,627.38	35,637.23
PIMCO Global Bond Fd - Ws Class	19,758.56	20,182.07

## Poulson Family Superannuation Fund

# Notes to the Financial Statements

For the year ended 30 June 2021

Fidelity Aust Equities Fund	44,533.77	37,242.40
LM Mortgage Income Fund	800.00	1,120.00
LM Wholesale Mortgage Income - At Call A/C	3,444.29	2,232.41
IFP Global Franchise	45,825.42	44,803.15
Arrowstreet Global Equity Fund	30,303.27	46,035.16
Perpetual's Wholesale Australian Share Fund	33,411.30	24,603.44
Platinum - International Fund	40,501.21	34,627.00
Platinum - Asia Fund	28,278.35	29,413.73
Resolution Cap Gbl Prop Sec Fund	31,387.84	26,120.47
Plato Australian Shares Income Fund	40,227.98	34,384.93
	<hr/>	<hr/>
	439,991.71	429,236.16
	<hr/>	<hr/>

### Note 4: Liability for Accrued Benefits

	2021 \$	2020 \$
Liability for accrued benefits at beginning of year	471,835.08	512,004.02
Benefits accrued as a result of operations	23,162.96	(40,168.94)
Current year member movements	0.00	0.00
	<hr/>	<hr/>
Liability for accrued benefits at end of year	494,998.04	471,835.08
	<hr/>	<hr/>

### Note 5: Vested Benefits

Vested benefits are benefits which are not conditional upon continued membership of the fund (or any factor other than resignation from the plan) and include benefits which members were entitled to receive had they terminated their fund membership as at the end of the reporting period.

	2021 \$	2020 \$
Vested Benefits	<hr/> 494,998.04	<hr/> 471,835.08
	<hr/>	<hr/>

### Note 6: Guaranteed Benefits

No guarantees have been made in respect of any part of the liability for accrued benefits.

## Poulson Family Superannuation Fund

# Notes to the Financial Statements

For the year ended 30 June 2021

### Note 7: Trust Distributions

	2021 \$	2020 \$
Bentham Ws Global Income Fund	2,417.63	1,602.03
Plato Australian Shares Income Fund	1,778.93	2,117.11
Resolution Cap Gbl Prop Sec Fund	531.91	539.78
Pimco Aust Bond Fund - Wholesale	527.41	1,021.90
Hyperion Small Growth Companies Fund	2,195.66	4,432.39
Fidelity Aust Equities Fund	1,934.06	2,541.94
PIMCO Global Bond Fd - Ws Class	541.94	690.79
Perpetual's Wholesale Australian Share Fund	465.73	931.12
Platinum - Asia Fund	5,600.73	2,580.61
Platinum - International Fund	1,203.80	1,583.62
APN AREIT Fund	1,053.12	1,272.52
Arrowstreet Global Equity Fund	5,669.61	4,440.74
IFP Global Franchise	2,625.75	4,768.91
City Pacific - First Mortgage	0.00	50.00
LM Mortgage Income Fund	0.00	249.76
	26,546.28	28,823.22

### Note 8: Changes in Market Values Unrealised Movements in Market Value

	2021 \$	2020 \$
<b>Managed Investments (Australian)</b>		
APN AREIT Fund	3,256.78	(6,080.83)
Arrowstreet Global Equity Fund	(889.22)	1,245.08
Bentham Ws Global Income Fund	1,672.13	(1,641.30)
City Pacific - First Mortgage	(68.00)	0.00
Fidelity Aust Equities Fund	7,291.37	(3,130.14)
Hyperion Small Growth Companies Fund	920.12	4,893.07
IFP Global Franchise	1,022.27	2,952.18
LM Mortgage Income Fund	(320.00)	(1,680.00)
LM Wholesale Mortgage Income - At Call A/C	2,141.46	(4,544.55)
PIMCO Global Bond Fd - Ws Class	(423.51)	(354.23)
Perpetual's Wholesale Australian Share Fund	8,807.86	(3,270.03)
Pimco Aust Bond Fund - Wholesale	(1,009.85)	(1,452.09)

**Poulson Family Superannuation Fund**

**Notes to the Financial Statements**

For the year ended 30 June 2021

Platinum - Asia Fund	(1,135.38)	3,769.69
Platinum - International Fund	5,874.21	(1,478.89)
Plato Australian Shares Income Fund	5,843.05	(4,881.96)
Resolution Cap GIBI Prop Sec Fund	5,267.37	(3,243.93)
	<u>38,250.66</u>	<u>(18,897.93)</u>
<b>Total Unrealised Movement</b>	<u>38,250.66</u>	<u>(18,897.93)</u>

**Realised Movements in Market Value**

	<b>2021</b>	<b>2020</b>
	<b>\$</b>	<b>\$</b>
<b>Managed Investments (Australian)</b>		
Arrowstreet Global Equity Fund	5,157.33	0.00
Hyperion Small Growth Companies Fund	3,277.14	0.00
	<u>8,434.48</u>	<u>0.00</u>
<b>Total Realised Movement</b>	<u>8,434.48</u>	<u>0.00</u>
<b>Total Market Movement</b>	<u>46,685.14</u>	<u>(18,897.93)</u>

**Note 9: Income Tax Expense**

	<b>2021</b>	<b>2020</b>
	<b>\$</b>	<b>\$</b>
The components of tax expense comprise		
Current Tax	(1,370.34)	(1,854.40)
	<u>(1,370.34)</u>	<u>(1,854.40)</u>
Income Tax Expense		
	<u>(1,370.34)</u>	<u>(1,854.40)</u>

The prima facie tax on benefits accrued before income tax is reconciled to the income tax as follows:

Prima facie tax payable on benefits accrued before income tax at 15%	3,268.89	(6,303.50)
Less:		
Tax effect of:		
Increase in MV of Investments	5,737.60	0.00
Exempt Pension Income	1,437.00	2,051.25
Realised Accounting Capital Gains	1,265.17	0.00
Accounting Trust Distributions	3,981.94	4,323.48



## Poulson Family Superannuation Fund

# Notes to the Financial Statements

For the year ended 30 June 2021

---

Add:

Tax effect of:

Decrease in MV of Investments	0.00	2,834.69
Pension non deductible expenses	1,598.40	1,698.15
Pension Payments	6,120.00	6,120.00
Franking Credits	205.55	278.16
Foreign Credits	45.50	71.93
Taxable Trust Distributions	504.45	935.70
Distributed Foreign Income	678.85	739.72
Rounding	0.07	(0.12)
Less credits:		
Franking Credits	1,370.34	1,854.40
Current Tax or Refund	<u>(1,370.34)</u>	<u>(1,854.40)</u>

# Poulson Family Superannuation Fund

## Trustees Declaration

---

The trustees have determined that the fund is not a reporting entity and that the special purpose financial statements should be prepared in accordance with the accounting policies described in Note 1 to the financial statements.

In the opinion of the trustees:

- (i) the financial statements and notes to the financial statements for the year ended 30 June 2021 present fairly, in all material respects, the financial position of the superannuation fund at 30 June 2021 and the results of its operations for the year then ended in accordance with the accounting policies described in Note 1 to the financial statements;
- (ii) the financial statements and notes to the financial statements have been prepared in accordance with the requirements of the trust deed; and
- (iii) the operation of the superannuation fund has been carried out in accordance with its trust deed and in compliance with the requirements of the Superannuation Industry (Supervision) Act 1993 and associated Regulations during the year ended 30 June 2021.

Signed in accordance with a resolution of the trustees by:

.....  
John Poulson

Trustee

.....  
Valerie Poulson

Trustee

Dated this ..... day of .....2021

## **Poulson Family Superannuation Fund**

# **Compilation Report**

---

We have compiled the accompanying special purpose financial statements of the Poulson Family Superannuation Fund which comprise the statement of financial position as at 30/06/2021 the operating statement for the year then ended, a summary of significant accounting policies and other explanatory notes. The specific purpose for which the special purpose financial statements have been prepared is set out in Note 1 to the financial statements.

### **The Responsibility of the Trustee**

The Trustee of Poulson Family Superannuation Fund are solely responsible for the information contained in the special purpose financial statements, the reliability, accuracy and completeness of the information and for the determination that the financial reporting framework used is appropriate to meet their needs and for the purpose that the financial statements were prepared.

### **Our Responsibility**

On the basis of information provided by the Trustee, we have compiled the accompanying special purpose financial statements in accordance with the financial reporting framework as described in Note 1 to the financial statements and APES 315: Compilation of Financial Information.

We have applied our expertise in accounting and financial reporting to compile these financial statements in accordance with the financial reporting framework described in Note 1 to the financial statements. We have complied with the relevant ethical requirements of APES 110: Code of Ethics for Professional Accountants.

### **Assurance Disclaimer**

Since a compilation engagement is not an assurance engagement, we are not required to verify the reliability, accuracy or completeness of the information provided to us by management to compile these financial statements. Accordingly, we do not express an audit opinion or a review conclusion on these financial statements.

The special purpose financial statements were compiled exclusively for the benefit of the directors of the trustee company who are responsible for the reliability, accuracy and completeness of the information used to compile them. We do not accept responsibility for the contents of the special purpose financial statements.

Michelle Gargar

of

Superannuation Professionals Pty Ltd Suite 2A, Ground Floor Suite 2A, Ground Floor, 140 Bundall Road, Bundall, Queensland 4217

Signed:

Dated: 29/11/2021

# Poulson Family Superannuation Fund

## Members Statement

John Poulson  
 427 North Maleny Road  
 Maleny, Queensland, 4552, Australia

### Your Details

Date of Birth : Provided  
 Age: 84  
 Tax File Number: Provided  
 Date Joined Fund: 02/05/2000  
 Service Period Start Date: 02/05/2000  
 Date Left Fund:  
 Member Code: POUJOH00001P  
 Account Start Date: 17/06/2002  
 Account Phase: Retirement Phase  
 Account Description: Pension

Nominated Beneficiaries N/A  
 Vested Benefits 238,752.74  
 Total Death Benefit 238,752.74  
 Current Salary 0.00  
 Previous Salary 0.00  
 Disability Benefit 0.00

### Your Balance

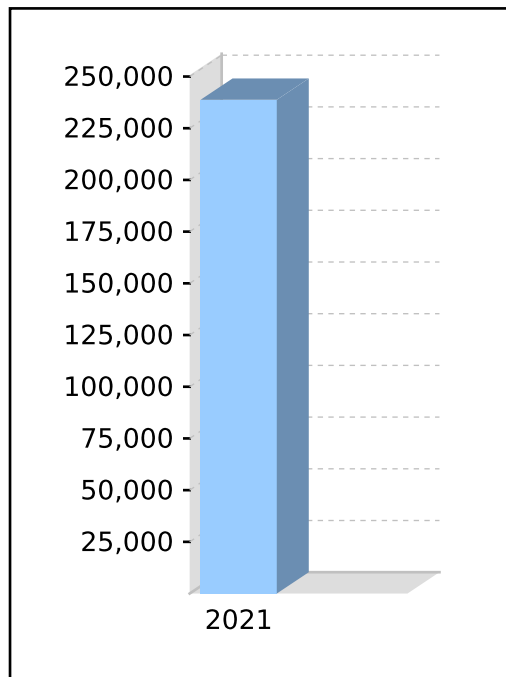
Total Benefits 238,752.74

#### Preservation Components

Preserved  
 Unrestricted Non Preserved 238,752.74  
 Restricted Non Preserved

#### Tax Components

Tax Free (76.04%) 181,544.98  
 Taxable 57,207.76



### Your Detailed Account Summary

	This Year
Opening balance at 01/07/2020	228,258.63
<u>Increases to Member account during the period</u>	
Employer Contributions	
Personal Contributions (Concessional)	
Personal Contributions (Non Concessional)	
Government Co-Contributions	
Other Contributions	
Proceeds of Insurance Policies	
Transfers In	
Net Earnings	30,894.11
Internal Transfer In	
<u>Decreases to Member account during the period</u>	
Pensions Paid	20,400.00
Contributions Tax	
Income Tax	
No TFN Excess Contributions Tax	
Excess Contributions Tax	
Refund Excess Contributions	
Division 293 Tax	
Insurance Policy Premiums Paid	
Management Fees	
Member Expenses	
Benefits Paid/Transfers Out	
Superannuation Surcharge Tax	
Internal Transfer Out	
Closing balance at 30/06/2021	238,752.74

# Poulson Family Superannuation Fund

## Members Statement

John Poulson  
 427 North Maleny Road  
 Maleny, Queensland, 4552, Australia

### Your Details

Date of Birth : Provided  
 Age: 84  
 Tax File Number: Provided  
 Date Joined Fund: 02/05/2000  
 Service Period Start Date:  
 Date Left Fund:  
 Member Code: POUJOH00002A  
 Account Start Date 02/05/2000  
 Account Phase: Accumulation Phase  
 Account Description: Accumulation

Nominated Beneficiaries N/A  
 Vested Benefits

### Your Balance


#### Total Benefits

#### Preservation Components

Preserved  
 Unrestricted Non Preserved  
 Restricted Non Preserved

#### Tax Components

Tax Free  
 Taxable



### Your Detailed Account Summary

This Year

Opening balance at 01/07/2020

Increases to Member account during the period

Employer Contributions  
 Personal Contributions (Concessional)  
 Personal Contributions (Non Concessional)  
 Government Co-Contributions  
 Other Contributions  
 Proceeds of Insurance Policies  
 Transfers In  
 Net Earnings  
 Internal Transfer In

Decreases to Member account during the period

Pensions Paid  
 Contributions Tax  
 Income Tax  
 No TFN Excess Contributions Tax  
 Excess Contributions Tax  
 Refund Excess Contributions  
 Division 293 Tax  
 Insurance Policy Premiums Paid  
 Management Fees  
 Member Expenses  
 Benefits Paid/Transfers Out  
 Superannuation Surcharge Tax  
 Internal Transfer Out

Closing balance at 30/06/2021 0.00

# Poulson Family Superannuation Fund

## Members Statement

Valerie Poulson  
 427 North Maleny Road  
 Maleny, Queensland, 4552, Australia

### Your Details

Date of Birth : Provided  
 Age: 84  
 Tax File Number: Provided  
 Date Joined Fund: 02/05/2000  
 Service Period Start Date: 02/05/2000  
 Date Left Fund:  
 Member Code: POUVAL00001P  
 Account Start Date: 02/02/2002  
 Account Phase: Retirement Phase  
 Account Description: Pension

Nominated Beneficiaries N/A  
 Vested Benefits 256,245.30  
 Total Death Benefit 256,245.30  
 Current Salary 0.00  
 Previous Salary 0.00  
 Disability Benefit 0.00

### Your Balance

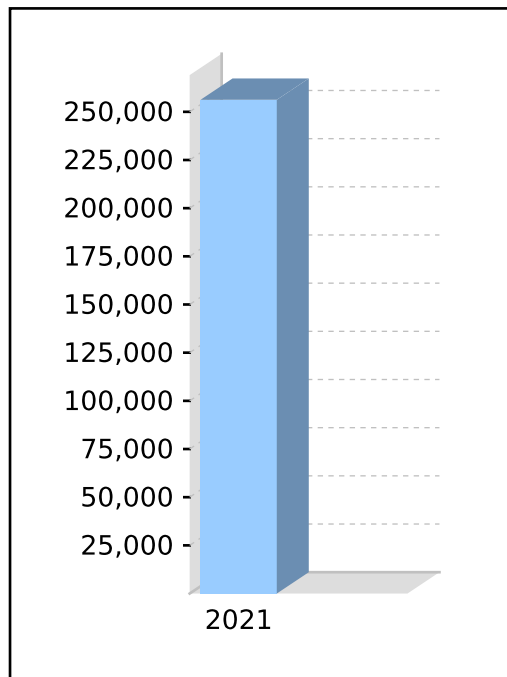
Total Benefits 256,245.30

#### Preservation Components

Preserved  
 Unrestricted Non Preserved 256,245.30  
 Restricted Non Preserved

#### Tax Components

Tax Free (74.25%) 190,272.30  
 Taxable 65,973.00



### Your Detailed Account Summary

	This Year
Opening balance at 01/07/2020	243,576.45
<u>Increases to Member account during the period</u>	
Employer Contributions	
Personal Contributions (Concessional)	
Personal Contributions (Non Concessional)	
Government Co-Contributions	
Other Contributions	
Proceeds of Insurance Policies	
Transfers In	
Net Earnings	33,068.85
Internal Transfer In	
<u>Decreases to Member account during the period</u>	
Pensions Paid	20,400.00
Contributions Tax	
Income Tax	
No TFN Excess Contributions Tax	
Excess Contributions Tax	
Refund Excess Contributions	
Division 293 Tax	
Insurance Policy Premiums Paid	
Management Fees	
Member Expenses	
Benefits Paid/Transfers Out	
Superannuation Surcharge Tax	
Internal Transfer Out	
Closing balance at 30/06/2021	256,245.30

# Poulson Family Superannuation Fund

## Members Statement

Valerie Poulson  
 427 North Maleny Road  
 Maleny, Queensland, 4552, Australia

### Your Details

Date of Birth : Provided  
 Age: 84  
 Tax File Number: Provided  
 Date Joined Fund: 02/05/2000  
 Service Period Start Date:  
 Date Left Fund:  
 Member Code: POUVAL00002A  
 Account Start Date 02/05/2000  
 Account Phase: Accumulation Phase  
 Account Description: Accumulation

Nominated Beneficiaries N/A  
 Vested Benefits

### Your Balance

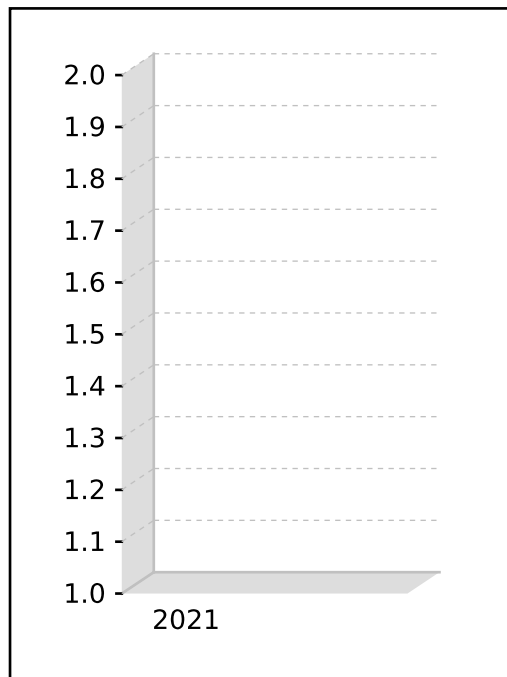
#### Total Benefits

#### Preservation Components

Preserved  
 Unrestricted Non Preserved  
 Restricted Non Preserved

#### Tax Components

Tax Free  
 Taxable



### Your Detailed Account Summary

This Year

Opening balance at 01/07/2020

#### Increases to Member account during the period

Employer Contributions  
 Personal Contributions (Concessional)  
 Personal Contributions (Non Concessional)  
 Government Co-Contributions  
 Other Contributions  
 Proceeds of Insurance Policies  
 Transfers In  
 Net Earnings  
 Internal Transfer In

#### Decreases to Member account during the period

Pensions Paid  
 Contributions Tax  
 Income Tax  
 No TFN Excess Contributions Tax  
 Excess Contributions Tax  
 Refund Excess Contributions  
 Division 293 Tax  
 Insurance Policy Premiums Paid  
 Management Fees  
 Member Expenses  
 Benefits Paid/Transfers Out  
 Superannuation Surcharge Tax  
 Internal Transfer Out

Closing balance at 30/06/2021

0.00

# Memorandum of Resolutions of

John Poulson and Valerie Poulson

ATF Poulson Family Superannuation Fund

---

## **FINANCIAL STATEMENTS OF SUPERANNUATION FUND:**

It was resolved that the financial statements would be prepared as special purpose financial statements as, in the opinion of the trustee(s), the superannuation fund is a non-reporting entity and therefore is not required to comply with all Australian Accounting Standards.

The Chair tabled the financial statements and notes to the financial statements of the superannuation fund in respect of the year ended 30 June 2021 and it was resolved that such statements be and are hereby adopted as tabled.

## **ANNUAL RETURN:**

Being satisfied that the fund had complied with the requirements of the Superannuation Industry (Supervision) Act 1993 (SISA) and Regulations during the year ended 30 June 2021, it was resolved that the annual return be approved, signed and lodged with the Australian Taxation Office.

## **INVESTMENT STRATEGY:**

The allocation of the fund's assets and the fund's investment performance over the financial year were reviewed and found to be within the acceptable ranges outlined in the investment strategy. After considering the risk, rate of return and liquidity of the investments and the ability of the fund to discharge its existing liabilities, it was resolved that the investment strategy continues to reflect the purposes and circumstances of the fund and its members. Accordingly, no changes in the investment strategy were required.

## **INSURANCE COVER:**

The trustee(s) reviewed the current life and total and permanent disability insurance coverage on offer to the members and resolved that the current insurance arrangements were appropriate for the fund.

## **ALLOCATION OF INCOME:**

It was resolved that the income of the fund would be allocated to the members based on their average daily balance (an alternative allocation basis may be percentage of opening balance).

## **INVESTMENT ACQUISITIONS:**

It was resolved to ratify the investment acquisitions throughout the financial year ended 30 June 2021.

## **INVESTMENT DISPOSALS:**

It was resolved to ratify the investment disposals throughout the financial year ended 30 June 2021.

## **AUDITORS:**

It was resolved that

Tony Boys

of

GPO Box 3376, Rundle Mall, South Australia 5000

act as auditors of the Fund for the next financial year.

## **TAX AGENTS:**

It was resolved that

Superannuation Professionals Pty Ltd

act as tax agents of the Fund for the next financial year.

## **PAYMENT OF BENEFITS:**

The trustee has ensured that any payment of benefits made from the Fund, meets the requirements of the Fund's deed and does not breach the superannuation laws in relation to:

1. making payments to members; and,
2. breaching the Fund or the member investment strategy.

The trustee has reviewed the payment of the benefit and received advice that



# Memorandum of Resolutions of

John Poulson and Valerie Poulson

ATF Poulson Family Superannuation Fund

---

the transfer is in accordance with the Deed and the superannuation laws. As such the trustee has resolved to allow the payment of the benefits on behalf of the member.

**CLOSURE:**

Signed as a true record –

.....

John Poulson

29 November 2021

.....

Valerie Poulson

29 November 2021

**Poulson Family Superannuation Fund**  
**Statement of Taxable Income**

For the year ended 30 June 2021

---

	<b>2021</b>
	<b>\$</b>
Benefits accrued as a result of operations	21,792.62
<b>Less</b>	
Increase in MV of investments	38,250.66
Exempt current pension income	9,580.00
Realised Accounting Capital Gains	8,434.47
Accounting Trust Distributions	26,546.28
	<hr/>
	82,811.41
<b>Add</b>	
SMSF non deductible expenses	10,656.00
Pension Payments	40,800.00
Franking Credits	1,370.34
Foreign Credits	303.34
Taxable Trust Distributions	3,363.02
Distributed Foreign income	4,525.68
	<hr/>
	61,018.38
SMSF Annual Return Rounding	0.41
	<hr/>
<b>Taxable Income or Loss</b>	<b>0.00</b>
	<hr/>
Income Tax on Taxable Income or Loss	0.00
<b>Less</b>	
Franking Credits	1,370.34
<b>CURRENT TAX OR REFUND</b>	<hr/> <b>(1,370.34)</b>
Supervisory Levy	259.00
	<hr/>
<b>AMOUNT DUE OR REFUNDABLE</b>	<b>(1,111.34)</b>

---

# Poulson Family Superannuation Fund Investment Summary Report

As at 30 June 2021

Investment	Units	Market Price	Market Value	Average Cost	Accounting Cost	Unrealised Gain/(Loss)	Gain/(Loss)%	Portfolio Weight%
<b>Cash/Bank Accounts</b>								
Macquarie Cash Management Trust		33,233.000000	33,233.00	33,233.00	33,233.00			7.02 %
			<b>33,233.00</b>		<b>33,233.00</b>		<b>0.00 %</b>	<b>7.02 %</b>
<b>Managed Investments (Australian)</b>								
APN0008AU APN AREIT Fund	12,618.29	1.535200	19,371.60	1.59	20,000.00	(628.40)	(3.14) %	4.09 %
MAQ0464AU Arrowstreet Global Equity Fund	26,015.86	1.164800	30,303.27	0.97	25,157.33	5,145.94	20.46 %	6.40 %
CSA0038AU Bentham Ws Global Income Fund	38,528.22	1.049800	40,446.93	1.04	40,000.00	446.93	1.12 %	8.55 %
CPL0001AU City Pacific - First Mortgage	10,000.00	0.008600	86.00	0.86	8,605.88	(8,519.88)	(99.00) %	0.02 %
FID0008AU Fidelity Aust Equities Fund	1,140.97	39.031500	44,533.77	28.50	32,521.28	12,012.49	36.94 %	9.41 %
BNT0101AU Hyperion Small Growth Companies Fund	4,971.32	5.428700	26,987.81	4.00	19,901.19	7,086.62	35.61 %	5.70 %
MAQ0404AU IFP Global Franchise	18,791.69	2.438600	45,825.42	2.13	40,000.00	5,825.42	14.56 %	9.68 %
LMI0004AU LM Mortgage Income Fund	20,000.00	0.040000	800.00	0.97	19,499.45	(18,699.45)	(95.90) %	0.17 %
LMI0007AU LM Wholesale Mortgage Income - At Call A/C	39,864.49	0.086400	3,444.29	0.98	39,070.42	(35,626.13)	(91.18) %	0.73 %
PER0049AU Perpetual's Wholesale Australian Share Fund	21,527.90	1.552000	33,411.30	1.77	38,133.32	(4,722.02)	(12.38) %	7.06 %
ETL0015AU Pimco Aust Bond Fund - Wholesale	34,822.39	0.994400	34,627.38	1.01	35,141.21	(513.83)	(1.46) %	7.32 %
ETL0018AU PIMCO Global Bond Fd - Ws Class	19,790.22	0.998400	19,758.56	1.01	20,000.00	(241.44)	(1.21) %	4.18 %
PLA0004AU Platinum - Asia Fund	10,387.67	2.722300	28,278.35	2.41	25,000.00	3,278.35	13.11 %	5.98 %
PLA0002AU Platinum - International Fund	18,791.45	2.155300	40,501.21	1.56	29,376.54	11,124.67	37.87 %	8.56 %
WHT0039AU Plato Australian Shares Income Fund	30,607.91	1.314300	40,227.98	1.30	39,918.84	309.14	0.77 %	8.50 %
WHT0015AU Resolution Cap Gbl Prop Sec Fund	16,904.27	1.856800	31,387.84	1.77	30,000.00	1,387.84	4.63 %	6.63 %
			<b>439,991.71</b>		<b>462,325.46</b>	<b>(22,333.75)</b>	<b>(4.83) %</b>	<b>92.98 %</b>
			<b>473,224.71</b>		<b>495,558.46</b>	<b>(22,333.75)</b>	<b>(4.51) %</b>	<b>100.00 %</b>

# Poulson Family Superannuation Fund

## Investment Income Report

As at 30 June 2021

Investment	Total Income	Franked	Unfranked	Interest/ Other	Franking Credits	Foreign Income	Foreign Credits * 1	Assessable Income	TFN Credits	Other Deductions	Distributed Capital Gains	Non-Assessable Payments
								(Excl. Capital Gains) * 2				
<b>Bank Accounts</b>												
Macquarie Cash Management Trust	18.00			18.00	0.00	0.00	0.00	18.00			0.00	0.00
	<b>18.00</b>			<b>18.00</b>	<b>0.00</b>	<b>0.00</b>	<b>0.00</b>	<b>18.00</b>			<b>0.00</b>	<b>0.00</b>
<b>Managed Investments (Australian)</b>												
APN0008AU APN AREIT Fund	1,053.12	0.00	0.00	139.48	0.00	3.96	0.70	144.14	0.00	0.00	946.38	(36.70)
MAQ0464AU Arrowstreet Global Equity Fund	5,669.61			78.70	0.00	627.62	89.50	795.82		0.00	4,963.29	0.00
CSA0038AU Bentham Ws Global Income Fund	2,417.63			286.79	0.00	2,106.74	0.01	2,393.54		0.00	0.00	24.10
FID0008AU Fidelity Aust Equities Fund	1,934.06	581.33	85.71	9.82	375.26	0.98	0.06	1,053.16	0.00	0.00	1,256.23	0.00
BNT0101AU Hyperion Small Growth Companies Fund	2,195.66			48.96	0.00	0.00	0.00	0.86		48.10	2,195.66	48.10
MAQ0404AU IFP Global Franchise	2,625.75			2.37	0.00	626.62	120.11	749.10		0.00	1,996.76	0.00
PER0049AU Perpetual's Wholesale Australian Share Fund	465.73	339.20	74.42	8.85	188.20	43.26	6.54	660.47		0.00	0.00	0.00
ETL0015AU Pimco Aust Bond Fund - Wholesale	527.41			48.22	0.00	48.50	0.00	96.72		0.00	0.00	430.69
ETL0018AU PIMCO Global Bond Fd - Ws Class	541.94			7.09	0.00	534.85	0.00	541.94		0.00	0.00	0.00
PLA0004AU Platinum - Asia Fund	5,600.73	0.00	0.00	0.00	0.00	0.00	49.65	0.00	0.00	0.00	5,650.38	0.00
PLA0002AU Platinum - International Fund	1,203.80	0.00	0.00	0.00	2.42	0.00	0.00	2.42	0.00	0.00	1,203.80	0.00
WHT0039AU Plato Australian Shares Income Fund	1,778.93	1,512.68	155.88	59.36	755.50	27.25	4.46	2,515.13		0.00	0.00	23.76
WHT0015AU Resolution Cap Gbl Prop Sec Fund	531.91	0.55		20.67	0.00	505.90	81.96	609.08		0.00	0.00	4.79
	<b>26,546.28</b>	<b>2,433.76</b>	<b>316.01</b>	<b>661.35</b>	<b>1,370.34</b>	<b>4,525.68</b>	<b>352.99</b>	<b>9,562.38</b>	<b>0.00</b>	<b>48.10</b>	<b>18,212.50</b>	<b>494.74</b>

**Poulson Family Superannuation Fund**  
**Investment Income Report**

As at 30 June 2021

Investment	Total Income	Franked	Unfranked	Interest/ Other	Franking Credits	Foreign Income	Foreign Credits * 1	Assessable Income	TFN Credits	Other Deductions	Distributed Capital Gains	Non- Assessable Payments
								(Excl. Capital Gains) * 2				
	26,564.28	2,433.76	316.01	679.35	1,370.34	4,525.68	352.99	9,580.38	0.00	48.10	18,212.50	494.74

Assessable Income (Excl. Capital Gains) **9,580.38**

Net Capital Gain **14,864.65**

**Total Assessable Income 24,445.03**

\* 1 Includes foreign credits from foreign capital gains.

\* 2 Assessable Income in the SMSF Annual Return will be different as capital gains and losses from disposals of assets have not been included.

For a breakdown of Distributed Capital Gains and Non-Assessable Payments refer to Distributions Reconciliation Report.

# Poulson Family Superannuation Fund

## Realised Capital Gains Report

For The Period 01 July 2020 - 30 June 2021

Investment		Accounting Treatment				Tax Treatment						
Purchase Contract Date	Disposal Contract Date	Units	Cost	Proceeds	Accounting Profit/(Loss)	Adjusted Cost Base	Reduced Cost Base	Indexed Cost Base	Indexed Gains	Discounted Gains (Gross)	Other Gains	Capital Loss
<b>Managed Investments (Australian)</b>												
APN AREIT Fund												
		0.00	0.00	0.00	0.00	0.00	0.00	0.00	0.00	917.55	28.81	0.00
		<b>0.00</b>	<b>0.00</b>	<b>0.00</b>	<b>0.00</b>	<b>0.00</b>	<b>0.00</b>	<b>0.00</b>	<b>0.00</b>	<b>917.55</b>	<b>28.81</b>	<b>0.00</b>
Arrowstreet Global Equity Fund												
		0.00	0.00	0.00	0.00	0.00	0.00	0.00	0.00	1,541.18	3,422.11	0.00
		<b>0.00</b>	<b>0.00</b>	<b>0.00</b>	<b>0.00</b>	<b>0.00</b>	<b>0.00</b>	<b>0.00</b>	<b>0.00</b>	<b>1,541.18</b>	<b>3,422.11</b>	<b>0.00</b>
BNT0101AU - Hyperion Small Growth Companies Fund												
26/06/2015	18/05/2021	2,928.37	11,722.86	15,000.00	3,277.14	11,705.03	11,705.03	0.00	0.00	3,294.97	0.00	0.00
		<b>2,928.37</b>	<b>11,722.86</b>	<b>15,000.00</b>	<b>3,277.14</b>	<b>11,705.03</b>	<b>11,705.03</b>	<b>0.00</b>	<b>0.00</b>	<b>3,294.97</b>	<b>0.00</b>	<b>0.00</b>
Fidelity Aust Equities Fund												
		0.00	0.00	0.00	0.00	0.00	0.00	0.00	0.00	1,256.23	0.00	0.00
		<b>0.00</b>	<b>0.00</b>	<b>0.00</b>	<b>0.00</b>	<b>0.00</b>	<b>0.00</b>	<b>0.00</b>	<b>0.00</b>	<b>1,256.23</b>	<b>0.00</b>	<b>0.00</b>
Hyperion Small Growth Companies Fund												
		0.00	0.00	0.00	0.00	0.00	0.00	0.00	0.00	2,195.66	0.00	0.00
		<b>0.00</b>	<b>0.00</b>	<b>0.00</b>	<b>0.00</b>	<b>0.00</b>	<b>0.00</b>	<b>0.00</b>	<b>0.00</b>	<b>2,195.66</b>	<b>0.00</b>	<b>0.00</b>
IFP Global Franchise												
		0.00	0.00	0.00	0.00	0.00	0.00	0.00	0.00	1,996.76	0.00	0.00
		<b>0.00</b>	<b>0.00</b>	<b>0.00</b>	<b>0.00</b>	<b>0.00</b>	<b>0.00</b>	<b>0.00</b>	<b>0.00</b>	<b>1,996.76</b>	<b>0.00</b>	<b>0.00</b>
MAQ0464AU - Arrowstreet Global Equity Fund												

**Poulson Family Superannuation Fund**  
**Realised Capital Gains Report**

For The Period 01 July 2020 - 30 June 2021

Investment		Accounting Treatment				Tax Treatment						
Purchase Contract Date	Disposal Contract Date	Units	Cost	Proceeds	Accounting Profit/(Loss)	Adjusted Cost Base	Reduced Cost Base	Indexed Cost Base	Indexed Gains	Discounted Gains (Gross)	Other Gains	Capital Loss
<b>Managed Investments (Australian)</b>												
26/06/2015	18/05/2021	15,349.19	14,842.67	20,000.00	5,157.33	14,842.67	14,842.67	0.00	0.00	5,157.33	0.00	0.00
		<b>15,349.19</b>	<b>14,842.67</b>	<b>20,000.00</b>	<b>5,157.33</b>	<b>14,842.67</b>	<b>14,842.67</b>	<b>0.00</b>	<b>0.00</b>	<b>5,157.33</b>	<b>0.00</b>	<b>0.00</b>
Platinum - Asia Fund												
		0.00	0.00	0.00	0.00	0.00	0.00	0.00	0.00	937.13	4,663.60	0.00
		<b>0.00</b>	<b>0.00</b>	<b>0.00</b>	<b>0.00</b>	<b>0.00</b>	<b>0.00</b>	<b>0.00</b>	<b>0.00</b>	<b>937.13</b>	<b>4,663.60</b>	<b>0.00</b>
Platinum - International Fund												
		0.00	0.00	0.00	0.00	0.00	0.00	0.00	0.00	1,206.22	0.00	0.00
		<b>0.00</b>	<b>0.00</b>	<b>0.00</b>	<b>0.00</b>	<b>0.00</b>	<b>0.00</b>	<b>0.00</b>	<b>0.00</b>	<b>1,206.22</b>	<b>0.00</b>	<b>0.00</b>
		<b>18,277.56</b>	<b>26,565.53</b>	<b>35,000.00</b>	<b>8,434.47</b>	<b>26,547.70</b>	<b>26,547.70</b>	<b>0.00</b>	<b>0.00</b>	<b>18,503.03</b>	<b>8,114.52</b>	<b>0.00</b>
		<b>18,277.56</b>	<b>26,565.53</b>	<b>35,000.00</b>	<b>8,434.47</b>	<b>26,547.70</b>	<b>26,547.70</b>	<b>0.00</b>	<b>0.00</b>	<b>18,503.03</b>	<b>8,114.52</b>	<b>0.00</b>

# Self-managed superannuation fund annual return **2021**

## Who should complete this annual return?

Only self-managed superannuation funds (SMSFs) can complete this annual return. All other funds must complete the *Fund income tax return 2021* (NAT 71287).

- ❗ The *Self-managed superannuation fund annual return instructions 2021* (NAT 71606) (the instructions) can assist you to complete this annual return.
- ➡ The SMSF annual return cannot be used to notify us of a change in fund membership. You must update fund details via [ABR.gov.au](http://ABR.gov.au) or complete the Change of details for superannuation entities form (NAT 3036).

## To complete this annual return

- Print clearly, using a BLACK pen only.
  - Use BLOCK LETTERS and print one character per box.
- 
- Place  in ALL applicable boxes.

- ➡ Postal address for annual returns:

**Australian Taxation Office**  
**GPO Box 9845**  
**[insert the name and postcode**  
**of your capital city]**

For example;

**Australian Taxation Office**  
**GPO Box 9845**  
**SYDNEY NSW 2001**

## Section A: Fund information

### 1 Tax file number (TFN)

- ❗ The ATO is authorised by law to request your TFN. You are not obliged to quote your TFN but not quoting it could increase the chance of delay or error in processing your annual return. See the Privacy note in the Declaration.

➡ To assist processing, write the fund's TFN at the top of pages 3, 5, 7 and 9.

### 2 Name of self-managed superannuation fund (SMSF)

### 3 Australian business number (ABN) (if applicable)

### 4 Current postal address

Suburb/town

State/territory

Postcode

### 5 Annual return status

Is this an amendment to the SMSF's 2021 return?

**A** No Yes

Is this the first required return for a newly registered SMSF?

**B** No Yes



**6 SMSF auditor**

Auditor's name

Title: Mr  Mrs  Miss  Ms  Other

Family name

First given name

Other given names

SMSF Auditor Number

Auditor's phone number

Postal address

Suburb/town

State/territory

Postcode

Date audit was completed **A**  /  /   
Day / Month / YearWas Part A of the audit report qualified? **B** No YesWas Part B of the audit report qualified? **C** No YesIf Part B of the audit report was qualified, have the reported issues been rectified? **D** No Yes

---

**7 Electronic funds transfer (EFT)**

We need your self-managed super fund's financial institution details to pay any super payments and tax refunds owing to you.

**A Fund's financial institution account details**

This account is used for super contributions and rollovers. Do not provide a tax agent account here.

Fund BSB number

Fund account number

Fund account name

I would like my tax refunds made to this account.  Go to C.**B Financial institution account details for tax refunds**

This account is used for tax refunds. You can provide a tax agent account here.

BSB number

Account number

Account name

**C Electronic service address alias**Provide the electronic service address alias (ESA) issued by your SMSF messaging provider.  
(For example, SMSFdataESAAlias). See instructions for more information.

- 8 Status of SMSF** Australian superannuation fund **A** No Yes Fund benefit structure **B** Code  
 Does the fund trust deed allow acceptance of the Government's Super Co-contribution and Low Income Super Amounts? **C** No Yes

**9 Was the fund wound up during the income year?**

No Yes **▶** If yes, provide the date on which the fund was wound up Day / Month / Year **▶** Have all tax lodgment and payment obligations been met? No Yes

**10 Exempt current pension income**

Did the fund pay retirement phase superannuation income stream benefits to one or more members in the income year?

To claim a tax exemption for current pension income, you must pay at least the minimum benefit payment under the law. Record exempt current pension income at Label **A**.

No **▶** Go to Section B: Income.

Yes **▶** Exempt current pension income amount **A** \$

Which method did you use to calculate your exempt current pension income?

Segregated assets method **B**

Unsegregated assets method **C** **▶** Was an actuarial certificate obtained? **D** Yes

Did the fund have any other income that was assessable?

**E** Yes **▶** Go to Section B: Income.

No **▶** Choosing 'No' means that you do not have any assessable income, including no-TFN quoted contributions. Go to Section C: Deductions and non-deductible expenses. (Do **not** complete Section B: Income.)

If you are entitled to claim any tax offsets, you can list these at Section D: Income tax calculation statement.

## Section B: Income

**Do not complete this section** if all superannuation interests in the SMSF were supporting superannuation income streams in the retirement phase for the **entire year**, there was **no** other income that was assessable, and you **have not** realised a deferred notional gain. If you are entitled to claim any tax offsets, you can record these at Section D: Income tax calculation statement.

### 11 Income

Did you have a capital gains tax (CGT) event during the year? **G** No Yes

If the total capital loss or total capital gain is greater than \$10,000 or you elected to use the transitional CGT relief in 2017 and the deferred notional gain has been realised, complete and attach a *Capital gains tax (CGT) schedule 2021*.

Have you applied an exemption or rollover? **M** No Yes

Code

Net capital gain **A** \$

Gross rent and other leasing and hiring income **B** \$

Gross interest **C** \$

Forestry managed investment scheme income **X** \$

Gross foreign income <b>D1</b> \$	Net foreign income <b>D</b> \$	Loss <input type="text"/>
-----------------------------------	--------------------------------	---------------------------

Australian franking credits from a New Zealand company **E** \$

Transfers from foreign funds **F** \$

Number

Gross payments where ABN not quoted **H** \$

Gross distribution from partnerships **I** \$

Loss

\*Unfranked dividend amount **J** \$

\*Franked dividend amount **K** \$

\*Dividend franking credit **L** \$

\*Gross trust distributions **M** \$

Code

<b>Calculation of assessable contributions</b>	
Assessable employer contributions	
<b>R1</b> \$	
plus Assessable personal contributions	
<b>R2</b> \$	
plus **No-TFN-quoted contributions	
<b>R3</b> \$	
<i>(an amount must be included even if it is zero)</i>	
less Transfer of liability to life insurance company or PST	
<b>R6</b> \$	

**Assessable contributions**  
**R** \$  
(**R1** plus **R2** plus **R3** less **R6**)

<b>Calculation of non-arm's length income</b>	
*Net non-arm's length private company dividends	
<b>U1</b> \$	
plus *Net non-arm's length trust distributions	
<b>U2</b> \$	
plus *Net other non-arm's length income	
<b>U3</b> \$	

\*Other income **S** \$

\*Assessable income due to changed tax status of fund **T** \$

Code

**Net non-arm's length income**  
**U** \$  
(subject to 45% tax rate)  
(**U1** plus **U2** plus **U3**)

#This is a mandatory label.  
\*If an amount is entered at this label, check the instructions to ensure the correct tax treatment has been applied.

<b>GROSS INCOME</b> (Sum of labels <b>A</b> to <b>U</b> ) <b>W</b> \$	Loss <input type="text"/>
--	---------------------------

Exempt current pension income **Y** \$

<b>TOTAL ASSESSABLE INCOME</b> ( <b>W</b> less <b>Y</b> ) <b>V</b> \$	Loss <input type="text"/>
---	---------------------------

## Section C: Deductions and non-deductible expenses

### 12 Deductions and non-deductible expenses

- Under 'Deductions' list all expenses and allowances you are entitled to claim a deduction for. Under 'Non-deductible expenses', list all other expenses or normally allowable deductions that you cannot claim as a deduction (for example, all expenses related to exempt current pension income should be recorded in the 'Non-deductible expenses' column).

DEDUCTIONS		NON-DEDUCTIBLE EXPENSES	
Interest expenses within Australia	<b>A1 \$</b>		<b>A2 \$</b>
Interest expenses overseas	<b>B1 \$</b>		<b>B2 \$</b>
Capital works expenditure	<b>D1 \$</b>		<b>D2 \$</b>
Decline in value of depreciating assets	<b>E1 \$</b>		<b>E2 \$</b>
Insurance premiums – members	<b>F1 \$</b>		<b>F2 \$</b>
SMSF auditor fee	<b>H1 \$</b>		<b>H2 \$</b>
Investment expenses	<b>I1 \$</b>		<b>I2 \$</b>
Management and administration expenses	<b>J1 \$</b>		<b>J2 \$</b>
Forestry managed investment scheme expense	<b>U1 \$</b>		<b>U2 \$</b>
Other amounts	<b>L1 \$</b>	Code	<b>L2 \$</b>
Tax losses deducted	<b>M1 \$</b>		

**TOTAL DEDUCTIONS**  
**N \$**  
 (Total **A1** to **M1**)

**TOTAL NON-DEDUCTIBLE EXPENSES**  
**Y \$**  
 (Total **A2** to **L2**)

**#TAXABLE INCOME OR LOSS** Loss  
**O \$**  
 (TOTAL ASSESSABLE INCOME *less*  
 TOTAL DEDUCTIONS)

**TOTAL SMSF EXPENSES**  
**Z \$**  
 (N *plus* Y)

#This is a mandatory label.

## Section D: Income tax calculation statement

### #Important:

Section B label **R3**, Section C label **O** and Section D labels **A, T1, J, T5** and **I** are mandatory. If you leave these labels blank, you will have specified a zero amount.

### 13 Calculation statement

Please refer to the *Self-managed superannuation fund annual return instructions 2021* on how to complete the calculation statement.

#Taxable income	<b>A \$</b>	<i>(an amount must be included even if it is zero)</i>
#Tax on taxable income	<b>T1 \$</b>	<i>(an amount must be included even if it is zero)</i>
#Tax on no-TFN-quoted contributions	<b>J \$</b>	<i>(an amount must be included even if it is zero)</i>

Gross tax **B \$**

*(T1 plus J)*

Foreign income tax offset	
<b>C1 \$</b>	
Rebates and tax offsets	<b>Non-refundable non-carry forward tax offsets</b>
<b>C2 \$</b>	<b>C \$</b>
	<i>(C1 plus C2)</i>

SUBTOTAL 1

**T2 \$**

*(B less C – cannot be less than zero)*

Early stage venture capital limited partnership tax offset	
<b>D1 \$</b>	
Early stage venture capital limited partnership tax offset carried forward from previous year	<b>Non-refundable carry forward tax offsets</b>
<b>D2 \$</b>	<b>D \$</b>
Early stage investor tax offset	<i>(D1 plus D2 plus D3 plus D4)</i>
<b>D3 \$</b>	
Early stage investor tax offset carried forward from previous year	<b>SUBTOTAL 2</b>
<b>D4 \$</b>	<b>T3 \$</b>
	<i>(T2 less D – cannot be less than zero)</i>

Complying fund's franking credits tax offset	
<b>E1 \$</b>	
No-TFN tax offset	
<b>E2 \$</b>	
National rental affordability scheme tax offset	
<b>E3 \$</b>	
Exploration credit tax offset	<b>Refundable tax offsets</b>
<b>E4 \$</b>	<b>E \$</b>
	<i>(E1 plus E2 plus E3 plus E4)</i>

#TAX PAYABLE **T5 \$**

*(T3 less E – cannot be less than zero)*

Section 102AAM interest charge

**G \$**

Credit for interest on early payments – amount of interest	
<b>H1 \$</b>	
Credit for tax withheld – foreign resident withholding (excluding capital gains)	
<b>H2 \$</b>	
Credit for tax withheld – where ABN or TFN not quoted (non-individual)	
<b>H3 \$</b>	
Credit for TFN amounts withheld from payments from closely held trusts	
<b>H5 \$</b>	
Credit for interest on no-TFN tax offset	
<b>H6 \$</b>	
Credit for foreign resident capital gains withholding amounts	
<b>H8 \$</b>	
	<b>Eligible credits</b>
	<b>H \$</b>
	<i>(H1 plus H2 plus H3 plus H5 plus H6 plus H8)</i>

<b>#Tax offset refunds</b> (Remainder of refundable tax offsets)	<b>I \$</b>	<i>(unused amount from label E – an amount must be included even if it is zero)</i>
---	-------------	---

PAYG instalments raised

**K \$**

Supervisory levy

**L \$**

Supervisory levy adjustment for wound up funds

**M \$**

Supervisory levy adjustment for new funds

**N \$**

<b>AMOUNT DUE OR REFUNDABLE</b> A positive amount at <b>S</b> is what you owe, while a negative amount is refundable to you.	<b>S \$</b>	<i>(T5 plus G less H less I less K plus L less M plus N)</i>
---	-------------	--

#This is a mandatory label.

**Section E: Losses****14 Losses**

**!** If total loss is greater than \$100,000, complete and attach a *Losses schedule 2021*.

Tax losses carried forward to later income years **U \$**Net capital losses carried forward to later income years **V \$**

## Section F: Member information

### MEMBER 1

Title: Mr Mrs Miss Ms Other

Family name

First given name

Other given names

### Member's TFN

See the Privacy note in the Declaration.

Date of birth

### Contributions

OPENING ACCOUNT BALANCE \$

**!** Refer to instructions for completing these labels.

Employer contributions

**A \$**

ABN of principal employer

**A1**

Personal contributions

**B \$**

CGT small business retirement exemption

**C \$**

CGT small business 15-year exemption amount

**D \$**

Personal injury election

**E \$**

Spouse and child contributions

**F \$**

Other third party contributions

**G \$**

Proceeds from primary residence disposal

**H \$**

Receipt date Day / Month / Year

**H1**

Assessable foreign superannuation fund amount

**I \$**

Non-assessable foreign superannuation fund amount

**J \$**

Transfer from reserve: assessable amount

**K \$**

Transfer from reserve: non-assessable amount

**L \$**

Contributions from non-complying funds and previously non-complying funds

**T \$**

Any other contributions (including Super Co-contributions and Low Income Super Amounts)

**M \$**

**TOTAL CONTRIBUTIONS N \$**

(Sum of labels **A** to **M**)

### Other transactions

Allocated earnings or losses **O \$**

Loss

Accumulation phase account balance

**S1 \$**

Inward rollovers and transfers **P \$**

Retirement phase account balance - Non CDBIS

**S2 \$**

Outward rollovers and transfers **Q \$**

Lump Sum payments **R1 \$**

Retirement phase account balance - CDBIS

**S3 \$**

Income stream payments **R2 \$**

Code

Code

TRIS Count

**CLOSING ACCOUNT BALANCE S \$**

(**S1** plus **S2** plus **S3**)

Accumulation phase value **X1 \$**

Retirement phase value **X2 \$**

Outstanding limited recourse borrowing arrangement amount **Y \$**

**MEMBER 2**

Title: Mr Mrs Miss Ms Other

Family name

First given name

Other given names

**Member's TFN**

See the Privacy note in the Declaration.

**Date of birth**

**Contributions**

OPENING ACCOUNT BALANCE \$

**!** Refer to instructions for completing these labels.

Employer contributions

**A \$**

ABN of principal employer

**A1**

Personal contributions

**B \$**

CGT small business retirement exemption

**C \$**

CGT small business 15-year exemption amount

**D \$**

Personal injury election

**E \$**

Spouse and child contributions

**F \$**

Other third party contributions

**G \$**

Proceeds from primary residence disposal

**H \$**

Receipt date Day / Month / Year

**H1**

Assessable foreign superannuation fund amount

**I \$**

Non-assessable foreign superannuation fund amount

**J \$**

Transfer from reserve: assessable amount

**K \$**

Transfer from reserve: non-assessable amount

**L \$**

Contributions from non-complying funds and previously non-complying funds

**T \$**

Any other contributions (including Super Co-contributions and Low Income Super Amounts)

**M \$**

**TOTAL CONTRIBUTIONS N \$**

(Sum of labels **A** to **M**)

**Other transactions**

Allocated earnings or losses **O \$**

Loss

Accumulation phase account balance

**S1 \$**

Inward rollovers and transfers **P \$**

Retirement phase account balance - Non CDBIS

**S2 \$**

Outward rollovers and transfers **Q \$**

Retirement phase account balance - CDBIS

**S3 \$**

Lump Sum payments **R1 \$**

Income stream payments **R2 \$**

Code

Code

TRIS Count

**CLOSING ACCOUNT BALANCE S \$**

(**S1** plus **S2** plus **S3**)

Accumulation phase value **X1 \$**

Retirement phase value **X2 \$**

Outstanding limited recourse borrowing arrangement amount **Y \$**

**OFFICIAL: Sensitive** (when completed)



---

**Section H: Assets and liabilities**
**15 ASSETS**

15a Australian managed investments

Listed trusts **A \$**

Unlisted trusts **B \$**

Insurance policy **C \$**

Other managed investments **D \$**

---

15b Australian direct investments

<p><b>Limited recourse borrowing arrangements</b></p> <p>Australian residential real property <b>J1 \$</b></p> <p>Australian non-residential real property <b>J2 \$</b></p> <p>Overseas real property <b>J3 \$</b></p> <p>Australian shares <b>J4 \$</b></p> <p>Overseas shares <b>J5 \$</b></p> <p>Other <b>J6 \$</b></p> <p>Property count <b>J7</b></p>	<p>Cash and term deposits <b>E \$</b></p> <p>Debt securities <b>F \$</b></p> <p style="padding-left: 100px;">Loans <b>G \$</b></p> <p style="padding-left: 100px;">Listed shares <b>H \$</b></p> <p style="padding-left: 100px;">Unlisted shares <b>I \$</b></p> <p style="padding-left: 100px;">Limited recourse borrowing arrangements <b>J \$</b></p> <p style="padding-left: 100px;">Non-residential real property <b>K \$</b></p> <p style="padding-left: 150px;">Residential real property <b>L \$</b></p> <p style="padding-left: 100px;">Collectables and personal use assets <b>M \$</b></p> <p style="padding-left: 100px;">Other assets <b>O \$</b></p>
--	--

---

15c Other investments

Crypto-Currency **N \$**

---

15d Overseas direct investments

Overseas shares **P \$**

Overseas non-residential real property **Q \$**

Overseas residential real property **R \$**

Overseas managed investments **S \$**

Other overseas assets **T \$**

<b>TOTAL AUSTRALIAN AND OVERSEAS ASSETS U \$</b> <small>(Sum of labels A to T)</small>
---

---

**15e In-house assets**

Did the fund have a loan to, lease to or investment in, related parties (known as in-house assets) at the end of the income year?

**A** No      Yes    **) \$**

**15f Limited recourse borrowing arrangements**

If the fund had an LRBA were the LRBA borrowings from a licensed financial institution? **A** No  Yes

Did the members or related parties of the fund use personal guarantees or other security for the LRBA? **B** No  Yes

**16 LIABILITIES**

Borrowings for limited recourse borrowing arrangements	
<b>V1 \$</b>	
Permissible temporary borrowings	
<b>V2 \$</b>	
Other borrowings	
<b>V3 \$</b>	Borrowings <b>V \$</b>
Total member closing account balances (total of all <b>CLOSING ACCOUNT BALANCES</b> from Sections F and G) <b>W \$</b>	
Reserve accounts <b>X \$</b>	
Other liabilities <b>Y \$</b>	
<b>TOTAL LIABILITIES Z \$</b>	

**Section I: Taxation of financial arrangements****17 Taxation of financial arrangements (TOFA)**

Total TOFA gains **H \$**

Total TOFA losses **I \$**

**Section J: Other information****Family trust election status**

If the trust or fund has made, or is making, a family trust election, write the four-digit **income year specified** of the election (for example, for the 2020–21 income year, write **2021**). **A**


If revoking or varying a family trust election, print **R** for revoke or print **V** for variation, and complete and attach the *Family trust election, revocation or variation 2021*. **B**

**Interposed entity election status**

If the trust or fund has an existing election, write the earliest income year specified. If the trust or fund is making one or more elections this year, write the earliest income year being specified and complete an *Interposed entity election or revocation 2021* for each election. **C**

If revoking an interposed entity election, print **R**, and complete and attach the *Interposed entity election or revocation 2021*. **D**

## Section K: Declarations

 Penalties may be imposed for false or misleading information in addition to penalties relating to any tax shortfalls.

### Important

Before making this declaration check to ensure that all income has been disclosed and the annual return, all attached schedules and any additional documents are true and correct in every detail. If you leave labels blank, you will have specified a zero amount or the label was not applicable to you. If you are in doubt about any aspect of the annual return, place all the facts before the ATO.

### Privacy

The ATO is authorised by the *Taxation Administration Act 1953* to request the provision of tax file numbers (TFNs). We will use the TFN to identify the entity in our records. It is not an offence not to provide the TFN. However if you do not provide the TFN, the processing of this form may be delayed.

Taxation law authorises the ATO to collect information and disclose it to other government agencies. For information about your privacy go to [ato.gov.au/privacy](https://ato.gov.au/privacy)

### TRUSTEE'S OR DIRECTOR'S DECLARATION:

I declare that, the current trustees and directors have authorised this annual return and it is documented as such in the SMSF's records. I have received a copy of the audit report and are aware of any matters raised therein. The information on this annual return, including any attached schedules and additional documentation is true and correct.

Authorised trustee's, director's or public officer's signature

Date  /  /   
Day Month Year

### Preferred trustee or director contact details:

Title:  Mr  Mrs  Miss  Ms  Other

Family name

First given name

Other given names

Phone number

Email address

Non-individual trustee name (if applicable)

ABN of non-individual trustee

Time taken to prepare and complete this annual return  Hrs

 The Commissioner of Taxation, as Registrar of the Australian Business Register, may use the ABN and business details which you provide on this annual return to maintain the integrity of the register. For further information, refer to the instructions.

### TAX AGENT'S DECLARATION:

I declare that the *Self-managed superannuation fund annual return 2021* has been prepared in accordance with information provided by the trustees, that the trustees have given me a declaration stating that the information provided to me is true and correct, and that the trustees have authorised me to lodge this annual return.

Tax agent's signature

Date  /  /   
Day Month Year

### Tax agent's contact details

Title:  Mr  Mrs  Miss  Ms  Other

Family name

First given name

Other given names

Tax agent's practice

Tax agent's phone number

Reference number

Tax agent number

# Capital gains tax (CGT) schedule

# 202%

### When completing this form

- Print clearly, using a black or dark blue pen only.
- Use BLOCK LETTERS and print one character in each box.

S	M	I	T	H		S	T												
---	---	---	---	---	--	---	---	--	--	--	--	--	--	--	--	--	--	--	--

- Do not use correction fluid or covering stickers.
- Sign next to any corrections with your **full signature** (not initials).

- Use in conjunction with company, trust, fund income tax return or the self-managed superannuation fund annual return.
- Refer to the *Guide to capital gains tax 202F* available on our website at [ato.gov.au](http://ato.gov.au) for instructions on how to complete this schedule.

### Tax file number (TFN)

**I** We are authorised by law to request your TFN. You do not have to quote your TFN. However, if you don't it could increase the chance of delay or error in processing your form.

### Australian business number (ABN)

### Taxpayer's name

## 1 Current year capital gains and capital losses

	Capital gain		Capital loss
Shares in companies listed on an Australian securities exchange	<b>A \$</b>		<b>K \$</b>
Other shares	<b>B \$</b>		<b>L \$</b>
Units in unit trusts listed on an Australian securities exchange	<b>C \$</b>		<b>M \$</b>
Other units	<b>D \$</b>		<b>N \$</b>
Real estate situated in Australia	<b>E \$</b>		<b>O \$</b>
Other real estate	<b>F \$</b>		<b>P \$</b>
Amount of capital gains from a trust (including a managed fund)	<b>G \$</b>		
Collectables	<b>H \$</b>		<b>Q \$</b>
Other CGT assets and any other CGT events	<b>I \$</b>		<b>R \$</b>
Amount of capital gain previously deferred under transitional CGT relief for superannuation funds	<b>S \$</b>		
<b>Total current year capital gains</b>	<b>J \$</b>		

Add the amounts at labels **K** to **R** and write the total in item 2 label **A – Total current year capital losses**.

---

**2 Capital losses**Total current year capital losses **A \$**Total current year capital losses applied **B \$**Total prior year net capital losses applied **C \$**Total capital losses transferred in applied  
(only for transfers involving a foreign bank branch or  
permanent establishment of a foreign financial entity) **D \$**Total capital losses applied **E \$**Add amounts at **B, C** and **D**.

---

**3 Unapplied net capital losses carried forward**Net capital losses from collectables carried forward to later income years **A \$**Other net capital losses carried forward to later income years **B \$**Add amounts at **A** and **B** and transfer the total  
to label **V – Net capital losses carried forward  
to later income years** on your tax return.

---

**4 CGT discount**Total CGT discount applied **A \$**

---

**5 CGT concessions for small business**Small business active asset reduction **A \$**Small business retirement exemption **B \$**Small business rollover **C \$**Total small business concessions applied **D \$**

---

**6 Net capital gain**Net capital gain **A \$****1J less 2E less 4A less 5D** (cannot be less than  
zero). Transfer the amount at **A** to label **A – Net  
capital gain** on your tax return.

---

**7 Earnout arrangements**

Are you a party to an earnout arrangement? **A** Yes, as a buyer                      Yes, as a seller                      No  
(Print  in the appropriate box.)

**!** If you are a party to more than one earnout arrangement, copy and attach a separate sheet to this schedule providing the details requested here for each additional earnout arrangement.

How many years does the earnout arrangement run for? **B**

What year of that arrangement are you in? **C**

If you are the seller, what is the total estimated capital proceeds from the earnout arrangement? **D** \$

Amount of any capital gain or loss you made under your non-qualifying arrangement in the income year. **E** \$ / <sup>LOSS</sup>

**!** **Request for amendment**

If you received or provided a financial benefit under a look-through earnout right created in an earlier income year and you wish to seek an amendment to that earlier income year, complete the following:

Income year earnout right created **F**

Amended net capital gain or capital losses carried forward **G** \$ / <sup>LOSS</sup>

---

**8 Other CGT information required (if applicable)**

Small business 15 year exemption – exempt capital gains **A** \$ / <sup>CODE</sup>

Capital gains disregarded by a foreign resident **B** \$

Capital gains disregarded as a result of a scrip for scrip rollover **C** \$

Capital gains disregarded as a result of an inter-company asset rollover **D** \$

Capital gains disregarded by a demerging entity **E** \$

---

## Taxpayer's declaration

**!** If the schedule is not lodged with the income tax return you are required to sign and date the schedule.

### Important

Before making this declaration check to ensure that all the information required has been provided on this form and any attachments to this form, and that the information provided is true and correct in every detail. If you are in doubt about any aspect of the tax return, place all the facts before the ATO. The income tax law imposes heavy penalties for false or misleading statements.

### Privacy

Taxation law authorises the ATO to collect information and disclose it to other government agencies. This includes personal information of the person authorised to sign the declaration. For information about your privacy go to [ato.gov.au/privacy](http://ato.gov.au/privacy)

---

*I declare that the information on this form is true and correct.*

Signature

Date

Day

Month

Year

/ /

Contact name

Daytime contact number (include area code)

## Losses schedule

# 202%

Companies and trusts that do not join consolidated groups should complete and attach this schedule to their 202F tax return. Superannuation funds should complete and attach this schedule to their 202F tax return.

Print neatly in BLOCK LETTERS with a black or blue ballpoint pen only. Print one letter or number in each box. Do not use correction fluid or tape.

Place  in all applicable boxes.

Refer to *Losses schedule instructions 202F*, available on our website [ato.gov.au](http://ato.gov.au) for instructions on how to complete this schedule.

Tax file number (TFN)

Name of entity

Australian business number

---

### Part A – Losses carried forward to the 202%-2& income year – excludes film losses

#### 1 Tax losses carried forward to later income years

Year of loss	
200€–2F	<b>B</b>
201J–G€	<b>C</b>
201î –1J	<b>D</b>
201Î –1î	<b>E</b>
201î –1î	<b>F</b>
201Í –1Î and earlier income years	<b>G</b>
<b>Total</b>	<b>U</b>

Transfer the amount at **U** to the **Tax losses carried forward to later income years** label on your tax return.

#### 2 Net capital losses carried forward to later income years

Year of loss	
2020–21	<b>H</b>
2019–20	<b>I</b>
201î –19	<b>J</b>
201î –1î	<b>K</b>
201Î –1î	<b>L</b>
201Í –1Î and earlier income years	<b>M</b>
<b>Total</b>	<b>V</b>

Transfer the amount at **V** to the **Net capital losses carried forward to later income years** label on your tax return.



**Part B – Ownership and business continuity test** – company and listed widely held trust only

Complete item 3 of Part B if a loss is being carried forward to later income years and the business continuity test has to be satisfied in relation to that loss.

Do not complete items 1 or 2 of Part B if, in the 2020–21 income year, no loss has been claimed as a deduction, applied against a net capital gain or, in the case of companies, losses have not been transferred in or out.

**1 Whether continuity of majority ownership test passed**

**Note:** If the entity has deducted, applied, transferred in or transferred out (as applicable) in the 2020–21 income year a loss incurred in any of the listed years, print **X** in the **Yes** or **No** box to indicate whether the entity has satisfied the continuity of majority ownership test in respect of that loss.

Year of loss			
2020–21	<b>A</b>	Yes	No
2019–20	<b>B</b>	Yes	No
2018–19	<b>C</b>	Yes	No
2017–18	<b>D</b>	Yes	No
2016–17	<b>E</b>	Yes	No
2015–16 and earlier income years	<b>F</b>	Yes	No

**2 Amount of losses deducted/applied for which the continuity of majority ownership test is not passed but the business continuity test is satisfied** – excludes film losses

Tax losses **G**

Net capital losses **H**

**3 Losses carried forward for which the business continuity test must be satisfied before they can be deducted/applied in later years** – excludes film losses

Tax losses **I**

Net capital losses **J**

**4 Do current year loss provisions apply?**

Is the company required to calculate its taxable income or tax loss for the year under Subdivision 165-B or its net capital gain or net capital loss for the year under Subdivision 165-CB of the *Income Tax Assessment Act 1997* (ITAA 1997)?

**K** Yes No

**Part C – Unrealised losses** – company only

**Note:** These questions relate to the operation of Subdivision 165-CC of ITAA 1997.

Has a changeover time occurred in relation to the company after 1.00pm by legal time in the Australian Capital Territory on 11 November 1999?

**L** Yes No

If you printed **X** in the **No** box at **L**, do not complete **M**, **N** or **O**.

At the changeover time did the company satisfy the maximum net asset value test under section 152-15 of ITAA 1997?

**M** Yes No

If you printed **X** in the **No** box at **M**, has the company determined it had an unrealised net loss at the changeover time?

**N** Yes No

If you printed **X** in the **Yes** box at **N**, what was the amount of unrealised net loss calculated under section 165-115E of ITAA 1997?

**O**

---

## Part D – Life insurance companies

Complying superannuation class tax losses carried forward to later income years **P**

Complying superannuation net capital losses carried forward to later income years **Q**

---

## Part E – Controlled foreign company losses

Current year CFC losses **M**

CFC losses deducted **N**

CFC losses carried forward **O**

---

## Part F – Tax losses reconciliation statement

Balance of tax losses brought forward from the prior income year **A**

**ADD** Uplift of tax losses of designated infrastructure project entities **B**

**SUBTRACT** Net forgiven amount of debt **C**

**ADD** Tax loss incurred (if any) during current year **D**

**ADD** Tax loss amount from conversion of excess franking offsets **E**

**SUBTRACT** Net exempt income **F**

**SUBTRACT** Tax losses forgone **G**

**SUBTRACT** Tax losses deducted **H**

**SUBTRACT** Tax losses transferred out under Subdivision 170-A  
(only for transfers involving a foreign bank branch or a PE of a foreign financial entity) **I**

Total tax losses carried forward to later income years **J**

Transfer the amount at **J** to the **Tax losses carried forward to later income years** label on your tax return.

---

**If the schedule is not lodged with the income tax return you are required to sign and date the schedule.**

**Important**

Before making this declaration check to ensure that all the information required has been provided on this form and any attachments to this form, and that the information provided is true and correct in every detail. If you are in doubt about any aspect of the tax return, place all the facts before the ATO. The income tax law imposes heavy penalties for false or misleading statements.

**Privacy**

Taxation law authorises the ATO to collect information and disclose it to other government agencies. This includes personal information of the person authorised to sign the declaration. For information about your privacy go to [ato.gov.au/privacy](http://ato.gov.au/privacy)

**Taxpayer's declaration**

*I declare that the information on this form is true and correct.*

Signature

Date                      Day                      /                      Month                      /                      Year

Contact person

Daytime contact number (include area code)

# Poulson Family Superannuation Fund

## General Ledger - Audit View

For The Period 01 July 2020 - 30 June 2021

Transaction Date	Transaction Source	Processed Date	Last Modified By	Transaction Type	Description	Units	Amount \$	Balance \$
<b>Distributions Received (23800)</b>								
<u>APN AREIT Fund (APN0008AU)</u>								
10/08/2020	Bank Data Service	21/11/2021	michelle@pamilyaaccosuntants.com.au	Bank Statement	APNFM LTD CLRACC AREIT03026 Distrib 50		(87.76)	(87.76)
10/09/2020	Bank Data Service	21/11/2021	michelle@pamilyaaccosuntants.com.au	Bank Statement	APNFM LTD CLRACC AREIT03026 Distrib 50		(87.76)	(175.52)
12/10/2020	Bank Data Service	21/11/2021	michelle@pamilyaaccosuntants.com.au	Bank Statement	APNFM LTD CLRACC AREIT03026 Distrib 50		(87.76)	(263.28)
10/11/2020	Bank Data Service	21/11/2021	michelle@pamilyaaccosuntants.com.au	Bank Statement	APNFM LTD CLRACC AREIT03026 Distrib 50		(87.76)	(351.04)
10/12/2020	Bank Data Service	21/11/2021	michelle@pamilyaaccosuntants.com.au	Bank Statement	APNFM LTD CLRACC AREIT03026 Distrib 50		(87.76)	(438.80)
11/01/2021	Bank Data Service	21/11/2021	michelle@pamilyaaccosuntants.com.au	Bank Statement	APNFM LTD CLRACC AREIT03026 Distrib 50		(87.76)	(526.56)
10/02/2021	Bank Data Service	21/11/2021	michelle@pamilyaaccosuntants.com.au	Bank Statement	APNFM LTD CLRACC AREIT03026 Distrib 50		(87.76)	(614.32)
10/03/2021	Bank Data Service	21/11/2021	michelle@pamilyaaccosuntants.com.au	Bank Statement	APNFM LTD CLRACC AREIT03026 Distrib 50 [System Matched Income Data]		(87.76)	(702.08)
12/04/2021	Bank Data Service	21/11/2021	michelle@pamilyaaccosuntants.com.au	Bank Statement	APNFM LTD CLRACC AREIT03026 Distrib 50		(87.76)	(789.84)
10/05/2021	Bank Data Service	21/11/2021	michelle@pamilyaaccosuntants.com.au	Bank Statement	APNFM LTD CLRACC AREIT03026 Distrib 50		(87.76)	(877.60)
10/06/2021	Bank Data Service	21/11/2021	michelle@pamilyaaccosuntants.com.au	Bank Statement	APNFM LTD CLRACC AREIT03026 Distrib 50		(87.76)	(965.36)
30/06/2021	michelle@pamilyaaccosuntants.com.au	21/11/2021	michelle@pamilyaaccosuntants.com.au	General Journal	APN AREIT Received		(87.76)	(1,053.12)
30/06/2021	michelle@pamilyaaccosuntants.com.au	21/11/2021		General Journal	APN0008AU - APN AREIT Fund - Generate Tax Data - 30/06/2021		0.00	(1,053.12)
							(1,053.12)	(1,053.12)
<u>Hyperion Small Growth Companies Fund (BNT0101AU)</u>								
07/10/2020	Bank Data Service	21/11/2021	michelle@pamilyaaccosuntants.com.au	Bank Statement	RBC IST Distr aubqB26G00000980 DVND 56		(37.01)	(37.01)
08/04/2021	Bank Data Service	21/11/2021	michelle@pamilyaaccosuntants.com.au	Bank Statement	RBC IST Distr aubqB26G00000A12 DVND 56		(1.33)	(38.34)
30/06/2021	michelle@pamilyaaccosuntants.com.au	21/11/2021	michelle@pamilyaaccosuntants.com.au	General Journal	Hyperion Small Received		(2,157.32)	(2,195.66)
30/06/2021	michelle@pamilyaaccosuntants.com.au	21/11/2021		General Journal	BNT0101AU - Hyperion Small Growth Companies Fund - Custom Tax Data - 30/06/2021		0.00	(2,195.66)

# Poulson Family Superannuation Fund

## General Ledger - Audit View

For The Period 01 July 2020 - 30 June 2021

Transaction Date	Transaction Source	Processed Date	Last Modified By	Transaction Type	Description	Units	Amount \$	Balance \$
							(2,195.66)	(2,195.66)
<u>Bentham Ws Global Income Fund (CSA0038AU)</u>								
07/08/2020	Bank Data Service	21/11/2021	michelle@pamilyaacco untants.com.au	Bank Statement	FPSL DISTRIBUTIO FPL DI 400225190 50		(112.27)	(112.27)
04/09/2020	Bank Data Service	21/11/2021	michelle@pamilyaacco untants.com.au	Bank Statement	FPSL DISTRIBUTIO FPL DI 400225190 50		(113.67)	(225.94)
08/10/2020	Bank Data Service	21/11/2021	michelle@pamilyaacco untants.com.au	Bank Statement	FPSL DISTRIBUTIO FPL DI 400225190 50		(114.82)	(340.76)
06/11/2020	Bank Data Service	21/11/2021	michelle@pamilyaacco untants.com.au	Bank Statement	FPSL DISTRIBUTIO FPL DI 400225190 50		(114.99)	(455.75)
07/12/2020	Bank Data Service	21/11/2021	michelle@pamilyaacco untants.com.au	Bank Statement	FPSL DISTRIBUTIO FPL DI 400225190 50		(115.67)	(571.42)
11/01/2021	Bank Data Service	21/11/2021	michelle@pamilyaacco untants.com.au	Bank Statement	FPSL DISTRIBUTIO FPL DI 400225190 50		(118.00)	(689.42)
05/02/2021	Bank Data Service	21/11/2021	michelle@pamilyaacco untants.com.au	Bank Statement	FPSL DISTRIBUTIO FPL DI 400225190 50		(119.12)	(808.54)
05/03/2021	Bank Data Service	21/11/2021	michelle@pamilyaacco untants.com.au	Bank Statement	FPSL DISTRIBUTIO FPL DI 400225190 50		(119.90)	(928.44)
12/04/2021	Bank Data Service	21/11/2021	michelle@pamilyaacco untants.com.au	Bank Statement	FPSL DISTRIBUTIO FPL DI 400225190 50		(348.14)	(1,276.58)
11/05/2021	Bank Data Service	21/11/2021	michelle@pamilyaacco untants.com.au	Bank Statement	FPSL DISTRIBUTIO FPL DI 400225190 50		(353.59)	(1,630.17)
07/06/2021	Bank Data Service	21/11/2021	michelle@pamilyaacco untants.com.au	Bank Statement	FPSL DISTRIBUTIO FPL DI 400225190 50		(350.15)	(1,980.32)
30/06/2021	michelle@pamilyaacco untants.com.au	21/11/2021	michelle@pamilyaacco untants.com.au	General Journal	Bentham Global Received		(437.31)	(2,417.63)
30/06/2021	michelle@pamilyaacco untants.com.au	21/11/2021		General Journal	CSA0038AU - Bentham Ws Global Income Fund - Custom Tax Data - 30/06/2021		0.00	(2,417.63)
							(2,417.63)	(2,417.63)
<u>Pimco Aust Bond Fund - Wholesale (ETL0015AU)</u>								
05/10/2020	Bank Data Service	21/11/2021	michelle@pamilyaacco untants.com.au	Bank Statement	PIMCO Funds 300138385 DVND 56		(280.28)	(280.28)
06/01/2021	Bank Data Service	21/11/2021	michelle@pamilyaacco untants.com.au	Bank Statement	PIMCO Funds 300138385 DVND 56		(229.70)	(509.98)
30/06/2021	michelle@pamilyaacco untants.com.au	21/11/2021	michelle@pamilyaacco untants.com.au	General Journal	Pimco Australian Received		(17.43)	(527.41)
30/06/2021	michelle@pamilyaacco untants.com.au	21/11/2021		General Journal	ETL0015AU - Pimco Aust Bond Fund - Wholesale - Custom Tax Data - 30/06/2021		0.00	(527.41)
							(527.41)	(527.41)

# Poulson Family Superannuation Fund

## General Ledger - Audit View

For The Period 01 July 2020 - 30 June 2021

Transaction Date	Transaction Source	Processed Date	Last Modified By	Transaction Type	Description	Units	Amount \$	Balance \$
<u>PIMCO Global Bond Fd - Ws Class (ETL0018AU8)</u>								
05/10/2020	Bank Data Service	21/11/2021	michelle@pamilyaacco untants.com.au	Bank Statement	PIMCO Funds 300138385 DVND 56		(207.15)	(207.15)
06/01/2021	Bank Data Service	21/11/2021	michelle@pamilyaacco untants.com.au	Bank Statement	PIMCO Funds 300138385 DVND 56		(299.29)	(506.44)
07/04/2021	Bank Data Service	21/11/2021	michelle@pamilyaacco untants.com.au	Bank Statement	PIMCO Funds 300138385 DVND 56		(10.03)	(516.47)
30/06/2021	michelle@pamilyaacco untants.com.au	21/11/2021	michelle@pamilyaacco untants.com.au	General Journal	Pimco Global Received		(25.47)	(541.94)
30/06/2021	michelle@pamilyaacco untants.com.au	21/11/2021		General Journal	ETL0018AU8 - PIMCO Global Bond Fd - Ws Class - Custom Tax Data - 30/06/2021		0.00	(541.94)
							(541.94)	(541.94)
<u>Fidelity Aust Equities Fund (FID0008AU)</u>								
13/11/2020	Bank Data Service	21/11/2021	michelle@pamilyaacco untants.com.au	Bank Statement	FIL RESPONSIBLE FIL0003574029 50 [System Matched Income Data]		(290.87)	(290.87)
12/04/2021	Bank Data Service	21/11/2021	michelle@pamilyaacco untants.com.au	Bank Statement	FIL RESPONSIBLE FIL0003690270 50		(58.09)	(348.96)
30/06/2021	michelle@pamilyaacco untants.com.au	21/11/2021	michelle@pamilyaacco untants.com.au	General Journal	Fidelity Received		(1,585.10)	(1,934.06)
30/06/2021	michelle@pamilyaacco untants.com.au	21/11/2021		General Journal	FID0008AU - Fidelity Aust Equities Fund - Generate Tax Data - 30/06/2021		0.00	(1,934.06)
							(1,934.06)	(1,934.06)
<u>IFP Global Franchise (MAQ0404AU)</u>								
30/06/2021	michelle@pamilyaacco untants.com.au	21/11/2021	michelle@pamilyaacco untants.com.au	General Journal	IFP Global Received		(2,625.75)	(2,625.75)
30/06/2021	michelle@pamilyaacco untants.com.au	21/11/2021		General Journal	MAQ0404AU - IFP Global Franchise - Custom Tax Data - 30/06/2021		0.00	(2,625.75)
							(2,625.75)	(2,625.75)
<u>Arrowstreet Global Equity Fund (MAQ0464AU)</u>								
12/01/2021	Bank Data Service	21/11/2021	michelle@pamilyaacco untants.com.au	Bank Statement	MIML 1 89422 14077 50		(113.27)	(113.27)
30/06/2021	michelle@pamilyaacco untants.com.au	21/11/2021	michelle@pamilyaacco untants.com.au	General Journal	Arrowstreet received		(5,556.34)	(5,669.61)
30/06/2021	michelle@pamilyaacco untants.com.au	21/11/2021		General Journal	MAQ0464AU - Arrowstreet Global Equity Fund - Custom Tax Data - 30/06/2021		0.00	(5,669.61)
							(5,669.61)	(5,669.61)

# Poulson Family Superannuation Fund

## General Ledger - Audit View

For The Period 01 July 2020 - 30 June 2021

Transaction Date	Transaction Source	Processed Date	Last Modified By	Transaction Type	Description	Units	Amount \$	Balance \$
<u>Perpetual's Wholesale Australian Share Fund (PER0049AU)</u>								
14/01/2021	Bank Data Service	21/11/2021	michelle@pamilyaacco untants.com.au	Bank Statement	PIML UT Distribu AC800032710 50		(169.46)	(169.46)
30/06/2021	michelle@pamilyaacco untants.com.au	21/11/2021	michelle@pamilyaacco untants.com.au	General Journal	Perpetual Received		(296.27)	(465.73)
30/06/2021	michelle@pamilyaacco untants.com.au	21/11/2021		General Journal	PER0049AU - Perpetual's Wholesale Australian Share Fund - Custom Tax Data - 30/06/2021		0.00	(465.73)
							(465.73)	(465.73)
<u>Platinum - International Fund (PLA0002AU)</u>								
30/06/2021	michelle@pamilyaacco untants.com.au	21/11/2021	michelle@pamilyaacco untants.com.au	General Journal	Platinum Int Fund Received		(1,203.80)	(1,203.80)
30/06/2021	michelle@pamilyaacco untants.com.au	21/11/2021		General Journal	PLA0002AU - Platinum - International Fund - Generate Tax Data - 30/06/2021		0.00	(1,203.80)
							(1,203.80)	(1,203.80)
<u>Platinum - Asia Fund (PLA0004AU)</u>								
30/06/2021	michelle@pamilyaacco untants.com.au	21/11/2021	michelle@pamilyaacco untants.com.au	General Journal	Platinum Asia Received		(5,600.73)	(5,600.73)
30/06/2021	michelle@pamilyaacco untants.com.au	21/11/2021		General Journal	PLA0004AU - Platinum - Asia Fund - Generate Tax Data - 30/06/2021		0.00	(5,600.73)
							(5,600.73)	(5,600.73)
<u>Resolution Cap Gbl Prop Sec Fund (WHT0015AU11)</u>								
15/01/2021	Bank Data Service	21/11/2021	michelle@pamilyaacco untants.com.au	Bank Statement	RBC IST Distr aubqB26G000009C7 DVND 56		(300.24)	(300.24)
16/04/2021	Bank Data Service	21/11/2021	michelle@pamilyaacco untants.com.au	Bank Statement	RBC IST Distr aubqB26G00000A52 DVND 56		(108.38)	(408.62)
30/06/2021	michelle@pamilyaacco untants.com.au	21/11/2021	michelle@pamilyaacco untants.com.au	General Journal	Resolution Received		(123.29)	(531.91)
30/06/2021	michelle@pamilyaacco untants.com.au	21/11/2021		General Journal	WHT0015AU11 - Resolution Cap Gbl Prop Sec Fund - Custom Tax Data - 30/06/2021		0.00	(531.91)
							(531.91)	(531.91)
<u>Plato Australian Shares Income Fund (WHT0039AU)</u>								
07/10/2020	Bank Data Service	21/11/2021	michelle@pamilyaacco untants.com.au	Bank Statement	RBC IST Distr aubqB26G00000950 DVND 56 [System Matched Income Data]		(727.67)	(727.67)
08/01/2021	Bank Data Service	21/11/2021	michelle@pamilyaacco untants.com.au	Bank Statement	RBC IST Distr aubqB26G0000099B DVND 56		(205.24)	(932.91)

**Poulson Family Superannuation Fund**  
**General Ledger - Audit View**

For The Period 01 July 2020 - 30 June 2021

Transaction Date	Transaction Source	Processed Date	Last Modified By	Transaction Type	Description	Units	Amount \$	Balance \$
09/04/2021	Bank Data Service	21/11/2021	michelle@pamilyaacco untants.com.au	Bank Statement	RBC IST Distr aubqB26G0000A2C DVND 56 [System Matched Income Data]		(790.30)	(1,723.21)
30/06/2021	michelle@pamilyaacco untants.com.au	21/11/2021	michelle@pamilyaacco untants.com.au	General Journal	Plato Aust Recieved		(55.72)	(1,778.93)
30/06/2021	michelle@pamilyaacco untants.com.au	21/11/2021		General Journal	WHT0039AU - Plato Australian Shares Income Fund - Custom Tax Data - 30/06/2021		0.00	(1,778.93)
							(1,778.93)	(1,778.93)
<b>Changes in Market Values of Investments (24700)</b>								
<u>Changes in Market Values of Investments (24700)</u>								
31/03/2021	SYSTEM	30/03/2021		System Journal	Revaluation - 29/03/2021 @ \$2.187000 (Exit) - 18,791.450000 Units on hand (PLA0002AU)		(6,469.90)	(6,469.90)
31/03/2021	SYSTEM	30/03/2021		System Journal	Revaluation - 29/03/2021 @ \$3.207600 (Exit) - 10,387.670000 Units on hand (PLA0004AU)		(3,905.76)	(10,375.66)
31/03/2021	SYSTEM	30/03/2021		System Journal	Revaluation - 29/03/2021 @ \$1.433082 (Exit) - 21,527.902000 Units on hand (PER0049AU)		(6,247.81)	(16,623.47)
31/03/2021	SYSTEM	30/03/2021		System Journal	Revaluation - 29/03/2021 @ \$1.412800 (Exit) - 12,618.290000 Units on hand (APN0008AU)		(1,712.30)	(18,335.77)
31/03/2021	SYSTEM	30/03/2021		System Journal	Revaluation - 29/03/2021 @ \$1.722900 (Exit) - 16,904.265500 Units on hand (WHT0015AU)		(3,003.89)	(21,339.66)
31/03/2021	SYSTEM	30/03/2021		System Journal	Revaluation - 29/03/2021 @ \$5.153800 (Exit) - 7,899.693600 Units on hand (BNT0101AU)		(2,922.89)	(24,262.55)
31/03/2021	SYSTEM	30/03/2021		System Journal	Revaluation - 29/03/2021 @ \$0.984000 (Exit) - 34,822.385800 Units on hand (ETL0015AU)		1,372.00	(22,890.55)
31/03/2021	SYSTEM	30/03/2021		System Journal	Revaluation - 29/03/2021 @ \$0.992900 (Exit) - 19,790.223600 Units on hand (ETL0018AU)		532.36	(22,358.19)
31/03/2021	SYSTEM	30/03/2021		System Journal	Revaluation - 26/03/2021 @ \$1.086000 (Exit) - 38,528.221900 Units on hand (CSA0038AU)		(3,066.85)	(25,425.04)
31/03/2021	SYSTEM	30/03/2021		System Journal	Revaluation - 29/03/2021 @ \$2.426100 (Exit) - 18,791.690000 Units on hand (MAQ0404AU)		(787.37)	(26,212.41)



**Poulson Family Superannuation Fund**  
**General Ledger - Audit View**

For The Period 01 July 2020 - 30 June 2021

Transaction Date	Transaction Source	Processed Date	Last Modified By	Transaction Type	Description	Units	Amount \$	Balance \$
31/03/2021	SYSTEM	30/03/2021		System Journal	Revaluation - 29/03/2021 @ \$1.259900 (Exit) - 30,607.911000 Units on hand (WHT0039AU)		(4,177.98)	(30,390.39)
31/03/2021	SYSTEM	30/03/2021		System Journal	Revaluation - 29/03/2021 @ \$1.274100 (Exit) - 41,365.050000 Units on hand (MAQ0464AU)		(6,668.05)	(37,058.44)
31/03/2021	SYSTEM	30/03/2021		System Journal	Revaluation - 29/03/2021 @ \$36.777000 (Exit) - 1,140.970000 Units on hand (FID0008AU)		(4,719.05)	(41,777.49)
30/04/2021	SYSTEM	29/04/2021		System Journal	Revaluation - 28/04/2021 @ \$2.184000 (Exit) - 18,791.450000 Units on hand (PLA0002AU)		56.37	(41,721.12)
30/04/2021	SYSTEM	29/04/2021		System Journal	Revaluation - 28/04/2021 @ \$3.212100 (Exit) - 10,387.670000 Units on hand (PLA0004AU)		(46.74)	(41,767.86)
30/04/2021	SYSTEM	29/04/2021		System Journal	Revaluation - 28/04/2021 @ \$1.489192 (Exit) - 21,527.902000 Units on hand (PER0049AU)		(1,207.93)	(42,975.79)
30/04/2021	SYSTEM	29/04/2021		System Journal	Revaluation - 27/04/2021 @ \$1.450200 (Exit) - 12,618.290000 Units on hand (APN0008AU)		(471.92)	(43,447.71)
30/04/2021	SYSTEM	29/04/2021		System Journal	Revaluation - 28/04/2021 @ \$1.790000 (Exit) - 16,904.265500 Units on hand (WHT0015AU)		(1,134.28)	(44,581.99)
30/04/2021	SYSTEM	29/04/2021		System Journal	Revaluation - 28/04/2021 @ \$5.605900 (Exit) - 7,899.693600 Units on hand (BNT0101AU)		(3,571.45)	(48,153.44)
30/04/2021	SYSTEM	29/04/2021		System Journal	Revaluation - 28/04/2021 @ \$0.986600 (Exit) - 34,822.385800 Units on hand (ETL0015AU)		(90.54)	(48,243.98)
30/04/2021	SYSTEM	29/04/2021		System Journal	Revaluation - 28/04/2021 @ \$0.994300 (Exit) - 19,790.223600 Units on hand (ETL0018AU)		(27.71)	(48,271.69)
30/04/2021	SYSTEM	29/04/2021		System Journal	Revaluation - 27/04/2021 @ \$1.077500 (Exit) - 38,528.221900 Units on hand (CSA0038AU)		327.49	(47,944.20)
30/04/2021	SYSTEM	29/04/2021		System Journal	Revaluation - 28/04/2021 @ \$2.452500 (Exit) - 18,791.690000 Units on hand (MAQ0404AU)		(496.10)	(48,440.30)
30/04/2021	SYSTEM	29/04/2021		System Journal	Revaluation - 28/04/2021 @ \$1.271400 (Exit) - 30,607.911000 Units on hand (WHT0039AU)		(351.99)	(48,792.29)

**Poulson Family Superannuation Fund**  
**General Ledger - Audit View**

For The Period 01 July 2020 - 30 June 2021

Transaction Date	Transaction Source	Processed Date	Last Modified By	Transaction Type	Description	Units	Amount \$	Balance \$
30/04/2021	SYSTEM	29/04/2021		System Journal	Revaluation - 28/04/2021 @ \$1.310800 (Exit) - 41,365.050000 Units on hand (MAQ0464AU)		(1,518.10)	(50,310.39)
30/04/2021	SYSTEM	29/04/2021		System Journal	Revaluation - 28/04/2021 @ \$38.646500 (Exit) - 1,140.970000 Units on hand (FID0008AU)		(2,133.05)	(52,443.44)
18/05/2021	Bank Data Service	17/11/2021	michelle@pamilyaaccountants.com.au	Bank Statement	MIML 1 89422 14289 50 (Auto reprocessed due to distribution entered / deleted on 30/06/2021) (MAQ0464AU)		(5,157.33)	(57,600.77)
18/05/2021	SYSTEM	17/11/2021		System Journal	Unrealised Gain writeback as at 18/05/2021 (MAQ0464AU)		5,277.05	(52,323.72)
18/05/2021	Bank Data Service	17/11/2021	michelle@pamilyaaccountants.com.au	Bank Statement	RBC IST Red aubqB261000001E2 50 (Auto reprocessed due to distribution entered / deleted on 30/06/2021) (BNT0101AU)		(3,277.14)	(55,600.86)
18/05/2021	SYSTEM	17/11/2021		System Journal	Unrealised Gain writeback as at 18/05/2021 (BNT0101AU)		4,693.30	(50,907.56)
30/06/2021	Michelle Gargar	29/11/2021		System Journal	Revaluation - 30/06/2021 @ \$2.155300 (Custom) - 18,791.450000 Units on hand (PLA0002AU)		539.32	(50,368.24)
30/06/2021	Michelle Gargar	29/11/2021		System Journal	Revaluation - 30/06/2021 @ \$0.008600 (Custom) - 10,000.000000 Units on hand (CPL0001AU)		68.00	(50,300.24)
30/06/2021	Michelle Gargar	29/11/2021		System Journal	Revaluation - 30/06/2021 @ \$2.722300 (Custom) - 10,387.670000 Units on hand (PLA0004AU)		5,087.88	(45,212.36)
30/06/2021	Michelle Gargar	29/11/2021		System Journal	Revaluation - 30/06/2021 @ \$1.552000 (Custom) - 21,527.902000 Units on hand (PER0049AU)		(1,352.12)	(46,564.48)
30/06/2021	Michelle Gargar	29/11/2021		System Journal	Revaluation - 30/06/2021 @ \$1.535200 (Custom) - 12,618.290000 Units on hand (APN0008AU)		(1,072.56)	(47,637.04)
30/06/2021	Michelle Gargar	29/11/2021		System Journal	Revaluation - 30/06/2021 @ \$1.856800 (Custom) - 16,904.265500 Units on hand (WHT0015AU)		(1,129.20)	(48,766.24)
30/06/2021	Michelle Gargar	29/11/2021		System Journal	Revaluation - 30/06/2021 @ \$5.428700 (Custom) - 4,971.321600 Units on hand (BNT0101AU)		880.92	(47,885.32)
30/06/2021	Michelle Gargar	29/11/2021		System Journal	Revaluation - 30/06/2021 @ \$0.994400 (Custom) - 34,822.385800 Units on hand (ETL0015AU)		(271.61)	(48,156.93)
30/06/2021	Michelle Gargar	29/11/2021		System Journal	Revaluation - 30/06/2021 @ \$0.998400 (Custom) - 19,790.223600 Units on hand		(81.14)	(48,238.07)

**Poulson Family Superannuation Fund**  
**General Ledger - Audit View**

For The Period 01 July 2020 - 30 June 2021

Transaction Date	Transaction Source	Processed Date	Last Modified By	Transaction Type	Description	Units	Amount \$	Balance \$
					(ETL0018AU)			
30/06/2021	Michelle Gargar	29/11/2021		System Journal	Revaluation - 30/06/2021 @ \$1.049800 (Custom) - 38,528.221900 Units on hand (CSA0038AU)		1,067.23	(47,170.84)
30/06/2021	Michelle Gargar	29/11/2021		System Journal	Revaluation - 30/06/2021 @ \$2.438600 (Custom) - 18,791.690000 Units on hand (MAQ0404AU)		261.20	(46,909.64)
30/06/2021	Michelle Gargar	29/11/2021		System Journal	Revaluation - 30/06/2021 @ \$1.314300 (Custom) - 30,607.911000 Units on hand (WHT0039AU)		(1,313.08)	(48,222.72)
30/06/2021	Michelle Gargar	29/11/2021		System Journal	Revaluation - 30/06/2021 @ \$0.080000 (Custom) - 39,864.490000 Units on hand (LMI0007AU)		(1,886.33)	(50,109.05)
30/06/2021	Michelle Gargar	29/11/2021		System Journal	Revaluation - 30/06/2021 @ \$1.164800 (Custom) - 26,015.860000 Units on hand (MAQ0464AU)		3,798.32	(46,310.73)
30/06/2021	Michelle Gargar	29/11/2021		System Journal	Revaluation - 30/06/2021 @ \$0.040000 (Custom) - 20,000.000000 Units on hand (LMI0004AU)		320.00	(45,990.73)
30/06/2021	Michelle Gargar	29/11/2021		System Journal	Revaluation - 30/06/2021 @ \$39.031500 (Custom) - 1,140.970000 Units on hand (FID0008AU)		(439.27)	(46,430.00)
30/06/2021	Michelle Gargar	29/11/2021		System Journal	Revaluation - 30/06/2021 @ \$0.086400 (Custom) - 39,864.490000 Units on hand (LMI0007AU)		(255.13)	(46,685.13)
							(46,685.13)	(46,685.13)
<b>Interest Received (25000)</b>								
<u>Macquarie Cash Management Trust (MBL960894954)</u>								
31/07/2020	Bank Data Service	17/11/2021	michelle@pamilyaacco untants.com.au	Bank Statement	MACQUARIE CMA INTEREST PAID INTR 73		(1.20)	(1.20)
31/08/2020	Bank Data Service	17/11/2021	michelle@pamilyaacco untants.com.au	Bank Statement	MACQUARIE CMA INTEREST PAID INTR 73		(1.29)	(2.49)
30/09/2020	Bank Data Service	17/11/2021	michelle@pamilyaacco untants.com.au	Bank Statement	MACQUARIE CMA INTEREST PAID INTR 73		(1.20)	(3.69)
31/12/2020	Bank Data Service	17/11/2021	michelle@pamilyaacco untants.com.au	Bank Statement	MACQUARIE CMA INTEREST PAID INTR 73		(4.58)	(8.27)
29/01/2021	Bank Data Service	17/11/2021	michelle@pamilyaacco untants.com.au	Bank Statement	MACQUARIE CMA INTEREST PAID INTR 73		(1.88)	(10.15)
26/02/2021	Bank Data Service	17/11/2021	michelle@pamilyaacco untants.com.au	Bank Statement	MACQUARIE CMA INTEREST PAID INTR 73		(1.16)	(11.31)

# Poulson Family Superannuation Fund

## General Ledger - Audit View

For The Period 01 July 2020 - 30 June 2021

Transaction Date	Transaction Source	Processed Date	Last Modified By	Transaction Type	Description	Units	Amount \$	Balance \$
31/03/2021	Bank Data Service	17/11/2021	michelle@pamilyaacco untants.com.au	Bank Statement	MACQUARIE CMA INTEREST PAID INTR 73		(0.93)	(12.24)
30/04/2021	Bank Data Service	17/11/2021	michelle@pamilyaacco untants.com.au	Bank Statement	MACQUARIE CMA INTEREST PAID INTR 73		(0.58)	(12.82)
31/05/2021	Bank Data Service	17/11/2021	michelle@pamilyaacco untants.com.au	Bank Statement	MACQUARIE CMA INTEREST PAID INTR 73		(1.89)	(14.71)
30/06/2021	Bank Data Service	17/11/2021	michelle@pamilyaacco untants.com.au	Bank Statement	MACQUARIE CMA INTEREST PAID INTR 73		(3.29)	(18.00)
							(18.00)	(18.00)
<b>Accountancy Fees (30100)</b>								
<u>Accountancy Fees (30100)</u>								
21/05/2021	Bank Data Service	21/11/2021	michelle@pamilyaacco untants.com.au	Bank Statement	TAX & ACCOUNTING SP INV#2856 DT		2,200.00	2,200.00
							2,200.00	2,200.00
<b>Administration Costs (30200)</b>								
<u>Administration Costs (30200)</u>								
21/05/2021	Bank Data Service	21/11/2021	michelle@pamilyaacco untants.com.au	Bank Statement	TAX & ACCOUNTING SP INV#2856 DT		275.00	275.00
							275.00	275.00
<b>ATO Supervisory Levy (30400)</b>								
<u>ATO Supervisory Levy (30400)</u>								
04/05/2021	Bank Data Service	17/11/2021	michelle@pamilyaacco untants.com.au	Bank Statement	ATO ATO009000014530576 50		259.00	259.00
							259.00	259.00
<b>Auditor's Remuneration (30700)</b>								
<u>Auditor's Remuneration (30700)</u>								
21/05/2021	Bank Data Service	21/11/2021	michelle@pamilyaacco untants.com.au	Bank Statement	TAX & ACCOUNTING SP INV#2856 DT		495.00	495.00
							495.00	495.00
<b>Investment Expenses (37500)</b>								
<u>Investment Expenses (00023)</u>								
15/07/2020	Bank Data Service	25/03/2021	tax@finprof.com.au	Bank Statement	JUNE 2020 IMS FEE DT		1,792.50	1,792.50

**Poulson Family Superannuation Fund**  
**General Ledger - Audit View**

For The Period 01 July 2020 - 30 June 2021

Transaction Date	Transaction Source	Processed Date	Last Modified By	Transaction Type	Description	Units	Amount \$	Balance \$
15/10/2020	Bank Data Service	21/11/2021	michelle@familyaaccosuntants.com.au	Bank Statement	30 SEPTEMBER 2020 IMS FEE DT		1,812.99	3,605.49
15/01/2021	Bank Data Service	21/11/2021	michelle@familyaaccosuntants.com.au	Bank Statement	DECEMBER 2020 IMS FEE DT		1,909.38	5,514.87
15/04/2021	Bank Data Service	21/11/2021	michelle@familyaaccosuntants.com.au	Bank Statement	MARCH 2021 IMS FEE DT		1,912.92	7,427.79
							7,427.79	7,427.79

**Pensions Paid (41600)**

(Pensions Paid) Poulson, John - Pension (Pension) (POUJOH00001P)

01/07/2020	Bank Data Service	07/08/2020		Bank Statement	PENSION PAYMENT 46		1,700.00	1,700.00
31/07/2020	Bank Data Service	07/08/2020		Bank Statement	PENSION PAYMENT 46		1,700.00	3,400.00
01/09/2020	Bank Data Service	02/09/2020		Bank Statement	PENSION PAYMENT 46		1,700.00	5,100.00
01/10/2020	Bank Data Service	02/10/2020		Bank Statement	PENSION PAYMENT 46		1,700.00	6,800.00
30/10/2020	Bank Data Service	31/10/2020		Bank Statement	PENSION PAYMENT 46		1,700.00	8,500.00
01/12/2020	Bank Data Service	02/12/2020		Bank Statement	PENSION PAYMENT 46		1,700.00	10,200.00
31/12/2020	Bank Data Service	01/01/2021		Bank Statement	PENSION PAYMENT 46		1,700.00	11,900.00
01/02/2021	Bank Data Service	02/02/2021		Bank Statement	PENSION PAYMENT 46		1,700.00	13,600.00
01/03/2021	Bank Data Service	02/03/2021		Bank Statement	PENSION PAYMENT 46		1,700.00	15,300.00
01/04/2021	Bank Data Service	02/04/2021		Bank Statement	PENSION PAYMENT 46		1,700.00	17,000.00
30/04/2021	Bank Data Service	01/05/2021		Bank Statement	PENSION PAYMENT 46		1,700.00	18,700.00
01/06/2021	Bank Data Service	02/06/2021		Bank Statement	PENSION PAYMENT 46		1,700.00	20,400.00
							20,400.00	20,400.00

(Pensions Paid) Poulson, Valerie - Pension (Pension) (POUVAL00001P)

01/07/2020	Bank Data Service	07/08/2020		Bank Statement	PENSION PAYMENT 46		1,700.00	1,700.00
31/07/2020	Bank Data Service	07/08/2020		Bank Statement	PENSION PAYMENT 46		1,700.00	3,400.00
01/09/2020	Bank Data Service	02/09/2020		Bank Statement	PENSION PAYMENT 46		1,700.00	5,100.00
01/10/2020	Bank Data Service	02/10/2020		Bank Statement	PENSION PAYMENT 46		1,700.00	6,800.00
30/10/2020	Bank Data Service	31/10/2020		Bank Statement	PENSION PAYMENT 46		1,700.00	8,500.00
01/12/2020	Bank Data Service	02/12/2020		Bank Statement	PENSION PAYMENT 46		1,700.00	10,200.00
31/12/2020	Bank Data Service	01/01/2021		Bank Statement	PENSION PAYMENT 46		1,700.00	11,900.00

**Poulson Family Superannuation Fund**  
**General Ledger - Audit View**

For The Period 01 July 2020 - 30 June 2021

Transaction Date	Transaction Source	Processed Date	Last Modified By	Transaction Type	Description	Units	Amount \$	Balance \$
01/02/2021	Bank Data Service	02/02/2021		Bank Statement	PENSION PAYMENT 46		1,700.00	13,600.00
01/03/2021	Bank Data Service	02/03/2021		Bank Statement	PENSION PAYMENT 46		1,700.00	15,300.00
01/04/2021	Bank Data Service	02/04/2021		Bank Statement	PENSION PAYMENT 46		1,700.00	17,000.00
30/04/2021	Bank Data Service	01/05/2021		Bank Statement	PENSION PAYMENT 46		1,700.00	18,700.00
01/06/2021	Bank Data Service	02/06/2021		Bank Statement	PENSION PAYMENT 46		1,700.00	20,400.00
							20,400.00	20,400.00
<b><u>Income Tax Expense (48500)</u></b>								
<u>Income Tax Expense (48500)</u>								
30/06/2021	Michelle Gargar	29/11/2021		System Journal	Create Entries - Franking Credits Adjustment - 30/06/2021		(1,370.34)	(1,370.34)
							(1,370.34)	(1,370.34)
<b><u>Profit/Loss Allocation Account (49000)</u></b>								
<u>Profit/Loss Allocation Account (49000)</u>								
01/07/2020	SYSTEM	07/08/2020		System Journal	System Member Journals		(1,700.00)	(1,700.00)
01/07/2020	SYSTEM	07/08/2020		System Journal	System Member Journals		(1,700.00)	(3,400.00)
31/07/2020	SYSTEM	07/08/2020		System Journal	System Member Journals		(1,700.00)	(5,100.00)
31/07/2020	SYSTEM	07/08/2020		System Journal	System Member Journals		(1,700.00)	(6,800.00)
01/09/2020	SYSTEM	02/09/2020		System Journal	System Member Journals		(1,700.00)	(8,500.00)
01/09/2020	SYSTEM	02/09/2020		System Journal	System Member Journals		(1,700.00)	(10,200.00)
01/10/2020	SYSTEM	02/10/2020		System Journal	System Member Journals		(1,700.00)	(11,900.00)
01/10/2020	SYSTEM	02/10/2020		System Journal	System Member Journals		(1,700.00)	(13,600.00)
30/10/2020	SYSTEM	31/10/2020		System Journal	System Member Journals		(1,700.00)	(15,300.00)
30/10/2020	SYSTEM	31/10/2020		System Journal	System Member Journals		(1,700.00)	(17,000.00)
01/12/2020	SYSTEM	02/12/2020		System Journal	System Member Journals		(1,700.00)	(18,700.00)
01/12/2020	SYSTEM	02/12/2020		System Journal	System Member Journals		(1,700.00)	(20,400.00)
31/12/2020	SYSTEM	01/01/2021		System Journal	System Member Journals		(1,700.00)	(22,100.00)
31/12/2020	SYSTEM	01/01/2021		System Journal	System Member Journals		(1,700.00)	(23,800.00)
01/02/2021	SYSTEM	02/02/2021		System Journal	System Member Journals		(1,700.00)	(25,500.00)
01/02/2021	SYSTEM	02/02/2021		System Journal	System Member Journals		(1,700.00)	(27,200.00)

**Poulson Family Superannuation Fund**  
**General Ledger - Audit View**

For The Period 01 July 2020 - 30 June 2021

Transaction Date	Transaction Source	Processed Date	Last Modified By	Transaction Type	Description	Units	Amount \$	Balance \$
01/03/2021	SYSTEM	02/03/2021		System Journal	System Member Journals		(1,700.00)	(28,900.00)
01/03/2021	SYSTEM	02/03/2021		System Journal	System Member Journals		(1,700.00)	(30,600.00)
01/04/2021	SYSTEM	02/04/2021		System Journal	System Member Journals		(1,700.00)	(32,300.00)
01/04/2021	SYSTEM	02/04/2021		System Journal	System Member Journals		(1,700.00)	(34,000.00)
30/04/2021	SYSTEM	29/04/2021		System Journal	Profit/Loss Allocation - 30/04/2021		25,567.86	(8,432.14)
30/04/2021	SYSTEM	29/04/2021		System Journal	Profit/Loss Allocation - 30/04/2021		27,422.53	18,990.39
30/04/2021	SYSTEM	01/05/2021		System Journal	System Member Journals		(1,700.00)	17,290.39
30/04/2021	SYSTEM	01/05/2021		System Journal	System Member Journals		(1,700.00)	15,590.39
01/06/2021	SYSTEM	02/06/2021		System Journal	System Member Journals		(1,700.00)	13,890.39
01/06/2021	SYSTEM	02/06/2021		System Journal	System Member Journals		(1,700.00)	12,190.39
30/06/2021	Michelle Gargar	29/11/2021		System Journal	Create Entries - Profit/Loss Allocation - 30/06/2021		5,326.25	17,516.64
30/06/2021	Michelle Gargar	29/11/2021		System Journal	Create Entries - Profit/Loss Allocation - 30/06/2021		5,646.32	23,162.96
							23,162.96	23,162.96
<b>Opening Balance (50010)</b>								
<u>(Opening Balance) Poulson, John - Pension (Pension) (POUJOH00001P)</u>								
01/07/2020	Opening Balance				Opening Balance			(248,352.94)
01/07/2020	99625	17/11/2021		System Journal	Close Period Journal		20,094.31	(228,258.63)
							20,094.31	(228,258.63)
<u>(Opening Balance) Poulson, Valerie - Pension (Pension) (POUVAL00001P)</u>								
01/07/2020	Opening Balance				Opening Balance			(263,651.08)
01/07/2020	99625	17/11/2021		System Journal	Close Period Journal		20,074.63	(243,576.45)
							20,074.63	(243,576.45)
<b>Share of Profit/(Loss) (53100)</b>								
<u>(Share of Profit/(Loss)) Poulson, John - Pension (Pension) (POUJOH00001P)</u>								
01/07/2020	Opening Balance				Opening Balance			(305.69)
01/07/2020	99625	17/11/2021		System Journal	Close Period Journal		305.69	0.00
30/04/2021	SYSTEM	29/04/2021		System Journal	Profit/Loss Allocation - 30/04/2021		(25,567.86)	(25,567.86)

**Poulson Family Superannuation Fund**  
**General Ledger - Audit View**

For The Period 01 July 2020 - 30 June 2021

Transaction Date	Transaction Source	Processed Date	Last Modified By	Transaction Type	Description	Units	Amount \$	Balance \$
30/06/2021	Michelle Gargar	29/11/2021		System Journal	Create Entries - Profit/Loss Allocation - 30/06/2021		(5,326.25)	(30,894.11)
							(30,588.42)	(30,894.11)
<u>(Share of Profit/(Loss)) Poulson, Valerie - Pension (Pension) (POUVAL00001P)</u>								
01/07/2020	Opening Balance				Opening Balance			(325.37)
01/07/2020	99625	17/11/2021		System Journal	Close Period Journal		325.37	0.00
30/04/2021	SYSTEM	29/04/2021		System Journal	Profit/Loss Allocation - 30/04/2021		(27,422.53)	(27,422.53)
30/06/2021	Michelle Gargar	29/11/2021		System Journal	Create Entries - Profit/Loss Allocation - 30/06/2021		(5,646.32)	(33,068.85)
							(32,743.48)	(33,068.85)
<b>Pensions Paid (54160)</b>								
<u>(Pensions Paid) Poulson, John - Pension (Pension) (POUJOH00001P)</u>								
01/07/2020	Opening Balance				Opening Balance			20,400.00
01/07/2020	SYSTEM	07/08/2020		System Journal	System Member Journals		1,700.00	22,100.00
01/07/2020	99625	17/11/2021		System Journal	Close Period Journal		(20,400.00)	1,700.00
31/07/2020	SYSTEM	07/08/2020		System Journal	System Member Journals		1,700.00	3,400.00
01/09/2020	SYSTEM	02/09/2020		System Journal	System Member Journals		1,700.00	5,100.00
01/10/2020	SYSTEM	02/10/2020		System Journal	System Member Journals		1,700.00	6,800.00
30/10/2020	SYSTEM	31/10/2020		System Journal	System Member Journals		1,700.00	8,500.00
01/12/2020	SYSTEM	02/12/2020		System Journal	System Member Journals		1,700.00	10,200.00
31/12/2020	SYSTEM	01/01/2021		System Journal	System Member Journals		1,700.00	11,900.00
01/02/2021	SYSTEM	02/02/2021		System Journal	System Member Journals		1,700.00	13,600.00
01/03/2021	SYSTEM	02/03/2021		System Journal	System Member Journals		1,700.00	15,300.00
01/04/2021	SYSTEM	02/04/2021		System Journal	System Member Journals		1,700.00	17,000.00
30/04/2021	SYSTEM	01/05/2021		System Journal	System Member Journals		1,700.00	18,700.00
01/06/2021	SYSTEM	02/06/2021		System Journal	System Member Journals		1,700.00	20,400.00
							0.00	20,400.00
<u>(Pensions Paid) Poulson, Valerie - Pension (Pension) (POUVAL00001P)</u>								
01/07/2020	Opening Balance				Opening Balance			20,400.00
01/07/2020	SYSTEM	07/08/2020		System Journal	System Member Journals		1,700.00	22,100.00



# Poulson Family Superannuation Fund

## General Ledger - Audit View

For The Period 01 July 2020 - 30 June 2021

Transaction Date	Transaction Source	Processed Date	Last Modified By	Transaction Type	Description	Units	Amount \$	Balance \$
01/07/2020	99625	17/11/2021		System Journal	Close Period Journal		(20,400.00)	1,700.00
31/07/2020	SYSTEM	07/08/2020		System Journal	System Member Journals		1,700.00	3,400.00
01/09/2020	SYSTEM	02/09/2020		System Journal	System Member Journals		1,700.00	5,100.00
01/10/2020	SYSTEM	02/10/2020		System Journal	System Member Journals		1,700.00	6,800.00
30/10/2020	SYSTEM	31/10/2020		System Journal	System Member Journals		1,700.00	8,500.00
01/12/2020	SYSTEM	02/12/2020		System Journal	System Member Journals		1,700.00	10,200.00
31/12/2020	SYSTEM	01/01/2021		System Journal	System Member Journals		1,700.00	11,900.00
01/02/2021	SYSTEM	02/02/2021		System Journal	System Member Journals		1,700.00	13,600.00
01/03/2021	SYSTEM	02/03/2021		System Journal	System Member Journals		1,700.00	15,300.00
01/04/2021	SYSTEM	02/04/2021		System Journal	System Member Journals		1,700.00	17,000.00
30/04/2021	SYSTEM	01/05/2021		System Journal	System Member Journals		1,700.00	18,700.00
01/06/2021	SYSTEM	02/06/2021		System Journal	System Member Journals		1,700.00	20,400.00
							0.00	20,400.00
<b>Bank Accounts (60400)</b>								
<u>Macquarie Cash Management Trust (MBL960894954)</u>								
01/07/2020	Opening Balance				Opening Balance			18,767.62
01/07/2020	Bank Data Service	07/08/2020		Bank Statement	PENSION PAYMENT 46		(3,400.00)	15,367.62
09/07/2020	Bank Data Service	07/08/2020		Bank Statement	MIML 1 89422 13693 50		4,249.06	19,616.68
09/07/2020	Bank Data Service	07/08/2020		Bank Statement	MIML 1 89422 13695 50		4,768.91	24,385.59
10/07/2020	Bank Data Service	25/03/2021	tax@finprof.com.au	Bank Statement	PIMCO Funds 300138385 DVND 56		727.81	25,113.40
10/07/2020	Bank Data Service	25/03/2021	tax@finprof.com.au	Bank Statement	PIMCO Funds 300138385 DVND 56		535.69	25,649.09
10/07/2020	Bank Data Service	07/08/2020		Bank Statement	RBC IST Distr aubqB26G00000876 DVND 56		241.32	25,890.41
10/07/2020	Bank Data Service	07/08/2020		Bank Statement	RBC IST Distr aubqB26G000008FF DVND 56		256.93	26,147.34
10/07/2020	Bank Data Service	21/11/2021	michelle@familyaaccounants.com.au	Bank Statement	APNFM LTD CLRACC AREIT03026 Distrib 50		87.76	26,235.10
14/07/2020	Bank Data Service	07/08/2020		Bank Statement	PLATINUM INVEST PIF 45873CPAMdis20 50		1,583.62	27,818.72
14/07/2020	Bank Data Service	07/08/2020		Bank Statement	PLATINUM INVEST PAF 45873CPAMdis20 50		2,580.61	30,399.33
14/07/2020	Bank Data Service	21/11/2021	michelle@familyaaccounants.com.au	Bank Statement	FPSL DISTRIBUTIO FPL DI 400225190 50		284.18	30,683.51
14/07/2020	Bank Data Service	17/11/2021	michelle@familyaaccounants.com.au	Bank Statement	PIML UT Distribu AC800032710 50		422.81	31,106.32

**Poulson Family Superannuation Fund**  
**General Ledger - Audit View**

For The Period 01 July 2020 - 30 June 2021

Transaction Date	Transaction Source	Processed Date	Last Modified By	Transaction Type	Description	Units	Amount \$	Balance \$
15/07/2020	Bank Data Service	25/03/2021	tax@finprof.com.au	Bank Statement	JUNE 2020 IMS FEE DT		(1,923.66)	29,182.66
15/07/2020	Bank Data Service	07/08/2020		Bank Statement	RBC IST Distr aubqB26G0000092F DVND 56		4,320.21	33,502.87
16/07/2020	Bank Data Service	21/11/2021	michelle@pamilyaacco untants.com.au	Bank Statement	FIL RESPONSIBLE FIL0003480471 50 [System Matched Income Data]		1,830.79	35,333.66
31/07/2020	Bank Data Service	07/08/2020		Bank Statement	PENSION PAYMENT 46		(3,400.00)	31,933.66
31/07/2020	Bank Data Service	17/11/2021	michelle@pamilyaacco untants.com.au	Bank Statement	MACQUARIE CMA INTEREST PAID INTR 73		1.20	31,934.86
07/08/2020	Bank Data Service	21/11/2021	michelle@pamilyaacco untants.com.au	Bank Statement	FPSL DISTRIBUTIO FPL DI 400225190 50		112.27	32,047.13
10/08/2020	Bank Data Service	21/11/2021	michelle@pamilyaacco untants.com.au	Bank Statement	APNFM LTD CLRACC AREIT03026 Distrib 50		87.76	32,134.89
31/08/2020	Bank Data Service	17/11/2021	michelle@pamilyaacco untants.com.au	Bank Statement	MACQUARIE CMA INTEREST PAID INTR 73		1.29	32,136.18
01/09/2020	Bank Data Service	02/09/2020		Bank Statement	PENSION PAYMENT 46		(3,400.00)	28,736.18
04/09/2020	Bank Data Service	21/11/2021	michelle@pamilyaacco untants.com.au	Bank Statement	FPSL DISTRIBUTIO FPL DI 400225190 50		113.67	28,849.85
10/09/2020	Bank Data Service	21/11/2021	michelle@pamilyaacco untants.com.au	Bank Statement	APNFM LTD CLRACC AREIT03026 Distrib 50		87.76	28,937.61
30/09/2020	Bank Data Service	17/11/2021	michelle@pamilyaacco untants.com.au	Bank Statement	MACQUARIE CMA INTEREST PAID INTR 73		1.20	28,938.81
01/10/2020	Bank Data Service	02/10/2020		Bank Statement	PENSION PAYMENT 46		(3,400.00)	25,538.81
05/10/2020	Bank Data Service	21/11/2021	michelle@pamilyaacco untants.com.au	Bank Statement	PIMCO Funds 300138385 DVND 56		280.28	25,819.09
05/10/2020	Bank Data Service	21/11/2021	michelle@pamilyaacco untants.com.au	Bank Statement	PIMCO Funds 300138385 DVND 56		207.15	26,026.24
07/10/2020	Bank Data Service	21/11/2021	michelle@pamilyaacco untants.com.au	Bank Statement	RBC IST Distr aubqB26G00000950 DVND 56 [System Matched Income Data]		727.67	26,753.91
07/10/2020	Bank Data Service	21/11/2021	michelle@pamilyaacco untants.com.au	Bank Statement	RBC IST Distr aubqB26G00000980 DVND 56		37.01	26,790.92
08/10/2020	Bank Data Service	21/11/2021	michelle@pamilyaacco untants.com.au	Bank Statement	FPSL DISTRIBUTIO FPL DI 400225190 50		114.82	26,905.74
12/10/2020	Bank Data Service	21/11/2021	michelle@pamilyaacco untants.com.au	Bank Statement	APNFM LTD CLRACC AREIT03026 Distrib 50		87.76	26,993.50
15/10/2020	Bank Data Service	21/11/2021	michelle@pamilyaacco untants.com.au	Bank Statement	30 SEPTEMBER 2020 IMS FEE DT		(1,945.65)	25,047.85
16/10/2020	Bank Data Service	29/11/2021	michelle@pamilyaacco untants.com.au	Bank Statement	C-LM WHOLESALE FIR 2000091062LMROC 50 return of capital		891.60	25,939.45
30/10/2020	Bank Data Service	31/10/2020		Bank Statement	PENSION PAYMENT 46		(3,400.00)	22,539.45

**Poulson Family Superannuation Fund**  
**General Ledger - Audit View**

For The Period 01 July 2020 - 30 June 2021

Transaction Date	Transaction Source	Processed Date	Last Modified By	Transaction Type	Description	Units	Amount \$	Balance \$
02/11/2020	Bank Data Service	29/11/2021	michelle@pamilyaaccos.com.au	Bank Statement	C-LM WHOLESALE FIR 2000091062LMROC 50 adjustment entry		37.98	22,577.43
06/11/2020	Bank Data Service	21/11/2021	michelle@pamilyaaccos.com.au	Bank Statement	FPSL DISTRIBUTIO FPL DI 400225190 50		114.99	22,692.42
10/11/2020	Bank Data Service	21/11/2021	michelle@pamilyaaccos.com.au	Bank Statement	APNFM LTD CLRACC AREIT03026 Distrib 50		87.76	22,780.18
13/11/2020	Bank Data Service	21/11/2021	michelle@pamilyaaccos.com.au	Bank Statement	FIL RESPONSIBLE FIL0003574029 50 [System Matched Income Data]		290.87	23,071.05
01/12/2020	Bank Data Service	02/12/2020		Bank Statement	PENSION PAYMENT 46		(3,400.00)	19,671.05
07/12/2020	Bank Data Service	21/11/2021	michelle@pamilyaaccos.com.au	Bank Statement	FPSL DISTRIBUTIO FPL DI 400225190 50		115.67	19,786.72
10/12/2020	Bank Data Service	21/11/2021	michelle@pamilyaaccos.com.au	Bank Statement	APNFM LTD CLRACC AREIT03026 Distrib 50		87.76	19,874.48
31/12/2020	Bank Data Service	01/01/2021		Bank Statement	PENSION PAYMENT 46		(3,400.00)	16,474.48
31/12/2020	Bank Data Service	17/11/2021	michelle@pamilyaaccos.com.au	Bank Statement	MACQUARIE CMA INTEREST PAID INTR 73		4.58	16,479.06
06/01/2021	Bank Data Service	21/11/2021	michelle@pamilyaaccos.com.au	Bank Statement	PIMCO Funds 300138385 DVND 56		229.70	16,708.76
06/01/2021	Bank Data Service	21/11/2021	michelle@pamilyaaccos.com.au	Bank Statement	PIMCO Funds 300138385 DVND 56		299.29	17,008.05
08/01/2021	Bank Data Service	21/11/2021	michelle@pamilyaaccos.com.au	Bank Statement	RBC IST Distr aubqB26G0000099B DVND 56		205.24	17,213.29
11/01/2021	Bank Data Service	21/11/2021	michelle@pamilyaaccos.com.au	Bank Statement	APNFM LTD CLRACC AREIT03026 Distrib 50		87.76	17,301.05
11/01/2021	Bank Data Service	21/11/2021	michelle@pamilyaaccos.com.au	Bank Statement	FPSL DISTRIBUTIO FPL DI 400225190 50		118.00	17,419.05
12/01/2021	Bank Data Service	21/11/2021	michelle@pamilyaaccos.com.au	Bank Statement	MIML 1 89422 14077 50		113.27	17,532.32
14/01/2021	Bank Data Service	21/11/2021	michelle@pamilyaaccos.com.au	Bank Statement	PIML UT Distribu AC800032710 50		169.46	17,701.78
15/01/2021	Bank Data Service	21/11/2021	michelle@pamilyaaccos.com.au	Bank Statement	DECEMBER 2020 IMS FEE DT		(2,049.09)	15,652.69
15/01/2021	Bank Data Service	21/11/2021	michelle@pamilyaaccos.com.au	Bank Statement	RBC IST Distr aubqB26G000009C7 DVND 56		300.24	15,952.93
29/01/2021	Bank Data Service	17/11/2021	michelle@pamilyaaccos.com.au	Bank Statement	MACQUARIE CMA INTEREST PAID INTR 73		1.88	15,954.81
01/02/2021	Bank Data Service	02/02/2021		Bank Statement	PENSION PAYMENT 46		(3,400.00)	12,554.81
05/02/2021	Bank Data Service	21/11/2021	michelle@pamilyaaccos.com.au	Bank Statement	FPSL DISTRIBUTIO FPL DI 400225190 50		119.12	12,673.93
10/02/2021	Bank Data Service	21/11/2021	michelle@pamilyaac	Bank Statement	APNFM LTD CLRACC AREIT03026 Distrib 50		87.76	12,761.69

**Poulson Family Superannuation Fund**  
**General Ledger - Audit View**

For The Period 01 July 2020 - 30 June 2021

Transaction Date	Transaction Source	Processed Date	Last Modified By	Transaction Type	Description	Units	Amount \$	Balance \$
			countants.com.au					
26/02/2021	Bank Data Service	17/11/2021	michelle@familyaacco	Bank Statement	MACQUARIE CMA INTEREST PAID INTR 73		1.16	12,762.85
01/03/2021	Bank Data Service	02/03/2021	untants.com.au	Bank Statement	PENSION PAYMENT 46		(3,400.00)	9,362.85
05/03/2021	Bank Data Service	21/11/2021	michelle@familyaacco	Bank Statement	FPSL DISTRIBUTIO FPL DI 400225190 50		119.90	9,482.75
10/03/2021	Bank Data Service	21/11/2021	untants.com.au	Bank Statement	APNFM LTD CLRACC AREIT03026 Distrib 50 [System Matched Income Data]		87.76	9,570.51
31/03/2021	Bank Data Service	17/11/2021	michelle@familyaacco	Bank Statement	MACQUARIE CMA INTEREST PAID INTR 73		0.93	9,571.44
01/04/2021	Bank Data Service	02/04/2021	untants.com.au	Bank Statement	PENSION PAYMENT 46		(3,400.00)	6,171.44
07/04/2021	Bank Data Service	21/11/2021	michelle@familyaacco	Bank Statement	PIMCO Funds 300138385 DVND 56		10.03	6,181.47
08/04/2021	Bank Data Service	21/11/2021	untants.com.au	Bank Statement	RBC IST Distr aubqB26G00000A12 DVND 56		1.33	6,182.80
09/04/2021	Bank Data Service	21/11/2021	michelle@familyaacco	Bank Statement	RBC IST Distr aubqB26G00000A2C DVND 56 [System Matched Income Data]		790.30	6,973.10
12/04/2021	Bank Data Service	21/11/2021	untants.com.au	Bank Statement	FIL RESPONSIBLE FIL0003690270 50		58.09	7,031.19
12/04/2021	Bank Data Service	21/11/2021	michelle@familyaacco	Bank Statement	APNFM LTD CLRACC AREIT03026 Distrib 50		87.76	7,118.95
12/04/2021	Bank Data Service	21/11/2021	untants.com.au	Bank Statement	FPSL DISTRIBUTIO FPL DI 400225190 50		348.14	7,467.09
15/04/2021	Bank Data Service	21/11/2021	michelle@familyaacco	Bank Statement	MARCH 2021 IMS FEE DT		(2,052.89)	5,414.20
16/04/2021	Bank Data Service	21/11/2021	untants.com.au	Bank Statement	RBC IST Distr aubqB26G00000A52 DVND 56		108.38	5,522.58
30/04/2021	Bank Data Service	01/05/2021		Bank Statement	PENSION PAYMENT 46		(3,400.00)	2,122.58
30/04/2021	Bank Data Service	17/11/2021	michelle@familyaacco	Bank Statement	MACQUARIE CMA INTEREST PAID INTR 73		0.58	2,123.16
04/05/2021	Bank Data Service	17/11/2021	untants.com.au	Bank Statement	ATO ATO009000014530576 50		1,595.40	3,718.56
10/05/2021	Bank Data Service	21/11/2021	michelle@familyaacco	Bank Statement	APNFM LTD CLRACC AREIT03026 Distrib 50		87.76	3,806.32
11/05/2021	Bank Data Service	21/11/2021	untants.com.au	Bank Statement	FPSL DISTRIBUTIO FPL DI 400225190 50		353.59	4,159.91
18/05/2021	Bank Data Service	17/11/2021	michelle@familyaacco	Bank Statement	MIML 1 89422 14289 50 (Auto reprocessed due to distribution entered / deleted on 30/06/2021)		20,000.00	24,159.91
18/05/2021	Bank Data Service	17/11/2021	untants.com.au	Bank Statement	RBC IST Red aubqB261000001E2 50 (Auto		15,000.00	39,159.91

# Poulson Family Superannuation Fund

## General Ledger - Audit View

For The Period 01 July 2020 - 30 June 2021

Transaction Date	Transaction Source	Processed Date	Last Modified By	Transaction Type	Description	Units	Amount \$	Balance \$
			countants.com.au		reprocessed due to distribution entered / deleted on 30/06/2021)			
21/05/2021	Bank Data Service	21/11/2021	michelle@pamilyaacco	Bank Statement	TAX & ACCOUNTING SP INV#2856 DT		(2,970.00)	36,189.91
31/05/2021	Bank Data Service	17/11/2021	untants.com.au	Bank Statement	MACQUARIE CMA INTEREST PAID INTR 73		1.89	36,191.80
01/06/2021	Bank Data Service	02/06/2021		Bank Statement	PENSION PAYMENT 46		(3,400.00)	32,791.80
07/06/2021	Bank Data Service	21/11/2021	michelle@pamilyaacco	Bank Statement	FPSL DISTRIBUTIO FPL DI 400225190 50		350.15	33,141.95
10/06/2021	Bank Data Service	21/11/2021	untants.com.au	Bank Statement	APNFM LTD CLRACC AREIT03026 Distrib 50		87.76	33,229.71
30/06/2021	Bank Data Service	17/11/2021	michelle@pamilyaacco	Bank Statement	MACQUARIE CMA INTEREST PAID INTR 73		3.29	33,233.00
			untants.com.au				14,465.38	33,233.00
<b>Distributions Receivable (61800)</b>								
<u>APN AREIT Fund (APN0008AU)</u>								
01/07/2020	Opening Balance				Opening Balance			87.76
10/07/2020	Bank Data Service	21/11/2021	michelle@pamilyaacco	Bank Statement	APNFM LTD CLRACC AREIT03026 Distrib 50		(87.76)	0.00
30/06/2021	michelle@pamilyaacco	21/11/2021	untants.com.au	General Journal	APN AREIT Received		87.76	87.76
			untants.com.au				0.00	87.76
<u>Hyperion Small Growth Companies Fund (BNT0101AU)</u>								
01/07/2020	Opening Balance				Opening Balance			4,320.21
15/07/2020	Bank Data Service	07/08/2020		Bank Statement	RBC IST Distr aubqB26G0000092F DVND 66		(4,320.21)	0.00
30/06/2021	michelle@pamilyaacco	21/11/2021	michelle@pamilyaacco	General Journal	Hyperion Small Received		2,157.32	2,157.32
			untants.com.au				(2,162.89)	2,157.32
<u>Bentham Ws Global Income Fund (CSA0038AU)</u>								
01/07/2020	Opening Balance				Opening Balance			284.18
14/07/2020	Bank Data Service	21/11/2021	michelle@pamilyaacco	Bank Statement	FPSL DISTRIBUTIO FPL DI 400225190 50		(284.18)	0.00
30/06/2021	michelle@pamilyaacco	21/11/2021	untants.com.au	General Journal	Bentham Global Received		437.31	437.31
			untants.com.au				153.13	437.31

# Poulson Family Superannuation Fund

## General Ledger - Audit View

For The Period 01 July 2020 - 30 June 2021

Transaction Date	Transaction Source	Processed Date	Last Modified By	Transaction Type	Description	Units	Amount \$	Balance \$
<u>Pimco Aust Bond Fund - Wholesale (ETL0015AU)</u>								
01/07/2020	Opening Balance				Opening Balance			727.81
10/07/2020	Bank Data Service	25/03/2021	tax@finprof.com.au	Bank Statement	PIMCO Funds 300138385 DVND 56		(727.81)	0.00
30/06/2021	michelle@pamilyaacco untants.com.au	21/11/2021	michelle@pamilyaacco untants.com.au	General Journal	Pimco Australian Received		17.43	17.43
							(710.38)	17.43
<u>PIMCO Global Bond Fd - Ws Class (ETL0018AU8)</u>								
01/07/2020	Opening Balance				Opening Balance			535.69
10/07/2020	Bank Data Service	25/03/2021	tax@finprof.com.au	Bank Statement	PIMCO Funds 300138385 DVND 56		(535.69)	0.00
30/06/2021	michelle@pamilyaacco untants.com.au	21/11/2021	michelle@pamilyaacco untants.com.au	General Journal	Pimco Global Received		25.47	25.47
							(510.22)	25.47
<u>Fidelity Aust Equities Fund (FID0008AU)</u>								
01/07/2020	Opening Balance				Opening Balance			1,830.79
16/07/2020	Bank Data Service	21/11/2021	michelle@pamilyaacco untants.com.au	Bank Statement	FIL RESPONSIBLE FIL0003480471 50 [System Matched Income Data]		(1,830.79)	0.00
30/06/2021	michelle@pamilyaacco untants.com.au	21/11/2021	michelle@pamilyaacco untants.com.au	General Journal	Fidelity Received		1,585.10	1,585.10
							(245.69)	1,585.10
<u>IFP Global Franchise (MAQ0404AU)</u>								
01/07/2020	Opening Balance				Opening Balance			4,768.91
09/07/2020	Bank Data Service	07/08/2020		Bank Statement	MIML 1 89422 13695 50		(4,768.91)	0.00
30/06/2021	michelle@pamilyaacco untants.com.au	21/11/2021	michelle@pamilyaacco untants.com.au	General Journal	IFP Global Received		2,625.75	2,625.75
							(2,143.16)	2,625.75
<u>Arrowstreet Global Equity Fund (MAQ0464AU)</u>								
01/07/2020	Opening Balance				Opening Balance			4,249.06
09/07/2020	Bank Data Service	07/08/2020		Bank Statement	MIML 1 89422 13693 50		(4,249.06)	0.00
30/06/2021	michelle@pamilyaacco untants.com.au	21/11/2021	michelle@pamilyaacco untants.com.au	General Journal	Arrowstreet received		5,556.34	5,556.34
							1,307.28	5,556.34

# Poulson Family Superannuation Fund

## General Ledger - Audit View

For The Period 01 July 2020 - 30 June 2021

Transaction Date	Transaction Source	Processed Date	Last Modified By	Transaction Type	Description	Units	Amount \$	Balance \$
<u>Perpetual's Wholesale Australian Share Fund (PER0049AU)</u>								
01/07/2020	Opening Balance				Opening Balance			422.81
14/07/2020	Bank Data Service	17/11/2021	michelle@pamilyaacco untants.com.au	Bank Statement	PIML UT Distribu AC800032710 50		(422.81)	0.00
30/06/2021	michelle@pamilyaacco untants.com.au	21/11/2021	michelle@pamilyaacco untants.com.au	General Journal	Perpetual Received		296.27	296.27
							(126.54)	296.27
<u>Platinum - International Fund (PLA0002AU)</u>								
01/07/2020	Opening Balance				Opening Balance			1,583.62
14/07/2020	Bank Data Service	07/08/2020		Bank Statement	PLATINUM INVEST PIF 45873CPAMdis20 50		(1,583.62)	0.00
30/06/2021	michelle@pamilyaacco untants.com.au	21/11/2021	michelle@pamilyaacco untants.com.au	General Journal	Platinum Int Fund Received		1,203.80	1,203.80
							(379.82)	1,203.80
<u>Platinum - Asia Fund (PLA0004AU)</u>								
01/07/2020	Opening Balance				Opening Balance			2,580.61
14/07/2020	Bank Data Service	07/08/2020		Bank Statement	PLATINUM INVEST PAF 45873CPAMdis20 50		(2,580.61)	0.00
30/06/2021	michelle@pamilyaacco untants.com.au	21/11/2021	michelle@pamilyaacco untants.com.au	General Journal	Platinum Asia Received		5,600.73	5,600.73
							3,020.12	5,600.73
<u>Resolution Cap Gbl Prop Sec Fund (WHT0015AU11)</u>								
01/07/2020	Opening Balance				Opening Balance			241.33
10/07/2020	Bank Data Service	07/08/2020		Bank Statement	RBC IST Distr aubqB26G00000876 DVND 56		(241.32)	0.01
30/06/2021	michelle@pamilyaacco untants.com.au	21/11/2021	michelle@pamilyaacco untants.com.au	General Journal	Resolution Received		123.29	123.30
							(118.03)	123.30
<u>Plato Australian Shares Income Fund (WHT0039AU)</u>								
01/07/2020	Opening Balance				Opening Balance			256.92
10/07/2020	Bank Data Service	07/08/2020		Bank Statement	RBC IST Distr aubqB26G000008FF DVND 56		(256.93)	(0.01)
30/06/2021	michelle@pamilyaacco untants.com.au	21/11/2021	michelle@pamilyaacco untants.com.au	General Journal	Plato Aust Recieved		55.72	55.71
							(201.21)	55.71

# Poulson Family Superannuation Fund

## General Ledger - Audit View

For The Period 01 July 2020 - 30 June 2021

Transaction Date	Transaction Source	Processed Date	Last Modified By	Transaction Type	Description	Units	Amount \$	Balance \$
<b>Managed Investments (Australian) (74700)</b>								
<u>APN AREIT Fund (APN0008AU)</u>								
01/07/2020	Opening Balance				Opening Balance	12,618.29		16,114.82
31/03/2021	SYSTEM	30/03/2021		System Journal	Revaluation - 29/03/2021 @ \$1.412800 (Exit) - 12,618.290000 Units on hand		1,712.30	17,827.12
30/04/2021	SYSTEM	29/04/2021		System Journal	Revaluation - 27/04/2021 @ \$1.450200 (Exit) - 12,618.290000 Units on hand		471.92	18,299.04
30/06/2021	Michelle Gargar	29/11/2021		System Journal	Revaluation - 30/06/2021 @ \$1.535200 (Custom) - 12,618.290000 Units on hand		1,072.56	19,371.60
						12,618.29	3,256.78	19,371.60
<u>Hyperion Small Growth Companies Fund (BNT0101AU)</u>								
01/07/2020	Opening Balance				Opening Balance	7,899.69		37,790.55
31/03/2021	SYSTEM	30/03/2021		System Journal	Revaluation - 29/03/2021 @ \$5.153800 (Exit) - 7,899.693600 Units on hand		2,922.89	40,713.44
30/04/2021	SYSTEM	29/04/2021		System Journal	Revaluation - 28/04/2021 @ \$5.605900 (Exit) - 7,899.693600 Units on hand		3,571.45	44,284.89
18/05/2021	Bank Data Service	17/11/2021	michelle@pamilyaaccountants.com.au	Bank Statement	RBC IST Red aubqB261000001E2 50 (Auto reprocessed due to distribution entered / deleted on 30/06/2021)	(2,928.37)	(11,722.86)	32,562.03
18/05/2021	SYSTEM	17/11/2021		System Journal	Unrealised Gain writeback as at 18/05/2021		(4,693.30)	27,868.73
30/06/2021	Michelle Gargar	29/11/2021		System Journal	Revaluation - 30/06/2021 @ \$5.428700 (Custom) - 4,971.321600 Units on hand		(880.92)	26,987.81
						4,971.32	(10,802.74)	26,987.81
<u>City Pacific - First Mortgage (CPL0001AU)</u>								
01/07/2020	Opening Balance				Opening Balance	10,000.00		154.00
30/06/2021	Michelle Gargar	29/11/2021		System Journal	Revaluation - 30/06/2021 @ \$0.008600 (Custom) - 10,000.000000 Units on hand		(68.00)	86.00
						10,000.00	(68.00)	86.00
<u>Bentham Ws Global Income Fund (CSA0038AU)</u>								
01/07/2020	Opening Balance				Opening Balance	38,528.22		38,774.80
31/03/2021	SYSTEM	30/03/2021		System Journal	Revaluation - 26/03/2021 @ \$1.086000 (Exit) - 38,528.221900 Units on hand		3,066.85	41,841.65
30/04/2021	SYSTEM	29/04/2021		System Journal	Revaluation - 27/04/2021 @ \$1.077500 (Exit) - 38,528.221900 Units on hand		(327.49)	41,514.16



**Poulson Family Superannuation Fund**  
**General Ledger - Audit View**

For The Period 01 July 2020 - 30 June 2021

Transaction Date	Transaction Source	Processed Date	Last Modified By	Transaction Type	Description	Units	Amount \$	Balance \$
30/06/2021	Michelle Gargar	29/11/2021		System Journal	Revaluation - 30/06/2021 @ \$1.049800 (Custom) - 38,528.221900 Units on hand		(1,067.23)	40,446.93
						38,528.22	1,672.13	40,446.93
<u>Pimco Aust Bond Fund - Wholesale (ETL0015AU)</u>								
01/07/2020	Opening Balance				Opening Balance	34,822.39		35,637.23
31/03/2021	SYSTEM	30/03/2021		System Journal	Revaluation - 29/03/2021 @ \$0.984000 (Exit) - 34,822.385800 Units on hand		(1,372.00)	34,265.23
30/04/2021	SYSTEM	29/04/2021		System Journal	Revaluation - 28/04/2021 @ \$0.986600 (Exit) - 34,822.385800 Units on hand		90.54	34,355.77
30/06/2021	Michelle Gargar	29/11/2021		System Journal	Revaluation - 30/06/2021 @ \$0.994400 (Custom) - 34,822.385800 Units on hand		271.61	34,627.38
						34,822.39	(1,009.85)	34,627.38
<u>PIMCO Global Bond Fd - Ws Class (ETL0018AU8)</u>								
01/07/2020	Opening Balance				Opening Balance	19,790.22		20,182.07
31/03/2021	SYSTEM	30/03/2021		System Journal	Revaluation - 29/03/2021 @ \$0.992900 (Exit) - 19,790.223600 Units on hand		(532.36)	19,649.71
30/04/2021	SYSTEM	29/04/2021		System Journal	Revaluation - 28/04/2021 @ \$0.994300 (Exit) - 19,790.223600 Units on hand		27.71	19,677.42
30/06/2021	Michelle Gargar	29/11/2021		System Journal	Revaluation - 30/06/2021 @ \$0.998400 (Custom) - 19,790.223600 Units on hand		81.14	19,758.56
						19,790.22	(423.51)	19,758.56
<u>Fidelity Aust Equities Fund (FID0008AU)</u>								
01/07/2020	Opening Balance				Opening Balance	1,140.97		37,242.40
31/03/2021	SYSTEM	30/03/2021		System Journal	Revaluation - 29/03/2021 @ \$36.777000 (Exit) - 1,140.970000 Units on hand		4,719.05	41,961.45
30/04/2021	SYSTEM	29/04/2021		System Journal	Revaluation - 28/04/2021 @ \$38.646500 (Exit) - 1,140.970000 Units on hand		2,133.05	44,094.50
30/06/2021	Michelle Gargar	29/11/2021		System Journal	Revaluation - 30/06/2021 @ \$39.031500 (Custom) - 1,140.970000 Units on hand		439.27	44,533.77
						1,140.97	7,291.37	44,533.77
<u>LM Mortgage Income Fund (LMI0004AU)</u>								
01/07/2020	Opening Balance				Opening Balance	20,000.00		1,120.00
30/06/2021	Michelle Gargar	29/11/2021		System Journal	Revaluation - 30/06/2021 @ \$0.040000 (Custom) - 20,000.000000 Units on hand		(320.00)	800.00
						20,000.00	(320.00)	800.00

# Poulson Family Superannuation Fund

## General Ledger - Audit View

For The Period 01 July 2020 - 30 June 2021

Transaction Date	Transaction Source	Processed Date	Last Modified By	Transaction Type	Description	Units	Amount \$	Balance \$
<u>LM Wholesale Mortgage Income - At Call A/C (LMI0007AU)</u>								
01/07/2020	Opening Balance				Opening Balance	39,864.49		2,232.41
16/10/2020	Bank Data Service	29/11/2021	michelle@pamilyaaccountants.com.au	Bank Statement	C-LM WHOLESALE FIR 2000091062LMROC 50 return of capital	0.00	(891.60)	1,340.81
02/11/2020	Bank Data Service	29/11/2021	michelle@pamilyaaccountants.com.au	Bank Statement	C-LM WHOLESALE FIR 2000091062LMROC 50 adjustment entry	0.00	(37.98)	1,302.83
30/06/2021	Michelle Gargar	29/11/2021		System Journal	Revaluation - 30/06/2021 @ \$0.080000 (Custom) - 39,864.490000 Units on hand		1,886.33	3,189.16
30/06/2021	Michelle Gargar	29/11/2021		System Journal	Revaluation - 30/06/2021 @ \$0.086400 (Custom) - 39,864.490000 Units on hand		255.13	3,444.29
						39,864.49	1,211.88	3,444.29
<u>IFP Global Franchise (MAQ0404AU)</u>								
01/07/2020	Opening Balance				Opening Balance	18,791.69		44,803.15
31/03/2021	SYSTEM	30/03/2021		System Journal	Revaluation - 29/03/2021 @ \$2.426100 (Exit) - 18,791.690000 Units on hand		787.37	45,590.52
30/04/2021	SYSTEM	29/04/2021		System Journal	Revaluation - 28/04/2021 @ \$2.452500 (Exit) - 18,791.690000 Units on hand		496.10	46,086.62
30/06/2021	Michelle Gargar	29/11/2021		System Journal	Revaluation - 30/06/2021 @ \$2.438600 (Custom) - 18,791.690000 Units on hand		(261.20)	45,825.42
						18,791.69	1,022.27	45,825.42
<u>Arrowstreet Global Equity Fund (MAQ0464AU)</u>								
01/07/2020	Opening Balance				Opening Balance	41,365.05		46,035.16
31/03/2021	SYSTEM	30/03/2021		System Journal	Revaluation - 29/03/2021 @ \$1.274100 (Exit) - 41,365.050000 Units on hand		6,668.05	52,703.21
30/04/2021	SYSTEM	29/04/2021		System Journal	Revaluation - 28/04/2021 @ \$1.310800 (Exit) - 41,365.050000 Units on hand		1,518.10	54,221.31
18/05/2021	Bank Data Service	17/11/2021	michelle@pamilyaaccountants.com.au	Bank Statement	MIML 1 89422 14289 50 (Auto reprocessed due to distribution entered / deleted on 30/06/2021)	(15,349.19)	(14,842.67)	39,378.64
18/05/2021	SYSTEM	17/11/2021		System Journal	Unrealised Gain writeback as at 18/05/2021		(5,277.05)	34,101.59
30/06/2021	Michelle Gargar	29/11/2021		System Journal	Revaluation - 30/06/2021 @ \$1.164800 (Custom) - 26,015.860000 Units on hand		(3,798.32)	30,303.27
						26,015.86	(15,731.89)	30,303.27
<u>Perpetual's Wholesale Australian Share Fund (PER0049AU)</u>								
01/07/2020	Opening Balance				Opening Balance	21,527.90		24,603.44

# Poulson Family Superannuation Fund

## General Ledger - Audit View

For The Period 01 July 2020 - 30 June 2021

Transaction Date	Transaction Source	Processed Date	Last Modified By	Transaction Type	Description	Units	Amount \$	Balance \$
31/03/2021	SYSTEM	30/03/2021		System Journal	Revaluation - 29/03/2021 @ \$1.433082 (Exit) - 21,527.902000 Units on hand		6,247.81	30,851.25
30/04/2021	SYSTEM	29/04/2021		System Journal	Revaluation - 28/04/2021 @ \$1.489192 (Exit) - 21,527.902000 Units on hand		1,207.93	32,059.18
30/06/2021	Michelle Gargar	29/11/2021		System Journal	Revaluation - 30/06/2021 @ \$1.552000 (Custom) - 21,527.902000 Units on hand		1,352.12	33,411.30
						21,527.90	8,807.86	33,411.30
<u>Platinum - International Fund (PLA0002AU)</u>								
01/07/2020	Opening Balance				Opening Balance	18,791.45		34,627.00
31/03/2021	SYSTEM	30/03/2021		System Journal	Revaluation - 29/03/2021 @ \$2.187000 (Exit) - 18,791.450000 Units on hand		6,469.90	41,096.90
30/04/2021	SYSTEM	29/04/2021		System Journal	Revaluation - 28/04/2021 @ \$2.184000 (Exit) - 18,791.450000 Units on hand		(56.37)	41,040.53
30/06/2021	Michelle Gargar	29/11/2021		System Journal	Revaluation - 30/06/2021 @ \$2.155300 (Custom) - 18,791.450000 Units on hand		(539.32)	40,501.21
						18,791.45	5,874.21	40,501.21
<u>Platinum - Asia Fund (PLA0004AU)</u>								
01/07/2020	Opening Balance				Opening Balance	10,387.67		29,413.73
31/03/2021	SYSTEM	30/03/2021		System Journal	Revaluation - 29/03/2021 @ \$3.207600 (Exit) - 10,387.670000 Units on hand		3,905.76	33,319.49
30/04/2021	SYSTEM	29/04/2021		System Journal	Revaluation - 28/04/2021 @ \$3.212100 (Exit) - 10,387.670000 Units on hand		46.74	33,366.23
30/06/2021	Michelle Gargar	29/11/2021		System Journal	Revaluation - 30/06/2021 @ \$2.722300 (Custom) - 10,387.670000 Units on hand		(5,087.88)	28,278.35
						10,387.67	(1,135.38)	28,278.35
<u>Resolution Cap Glbl Prop Sec Fund (WHT0015AU11)</u>								
01/07/2020	Opening Balance				Opening Balance	16,904.27		26,120.47
31/03/2021	SYSTEM	30/03/2021		System Journal	Revaluation - 29/03/2021 @ \$1.722900 (Exit) - 16,904.265500 Units on hand		3,003.89	29,124.36
30/04/2021	SYSTEM	29/04/2021		System Journal	Revaluation - 28/04/2021 @ \$1.790000 (Exit) - 16,904.265500 Units on hand		1,134.28	30,258.64
30/06/2021	Michelle Gargar	29/11/2021		System Journal	Revaluation - 30/06/2021 @ \$1.856800 (Custom) - 16,904.265500 Units on hand		1,129.20	31,387.84
						16,904.27	5,267.37	31,387.84
<u>Plato Australian Shares Income Fund (WHT0039AU)</u>								

# Poulson Family Superannuation Fund

## General Ledger - Audit View

For The Period 01 July 2020 - 30 June 2021

Transaction Date	Transaction Source	Processed Date	Last Modified By	Transaction Type	Description	Units	Amount \$	Balance \$
01/07/2020	Opening Balance				Opening Balance	30,607.91		34,384.93
31/03/2021	SYSTEM	30/03/2021		System Journal	Revaluation - 29/03/2021 @ \$1.259900 (Exit) - 30,607.911000 Units on hand		4,177.98	38,562.91
30/04/2021	SYSTEM	29/04/2021		System Journal	Revaluation - 28/04/2021 @ \$1.271400 (Exit) - 30,607.911000 Units on hand		351.99	38,914.90
30/06/2021	Michelle Gargar	29/11/2021		System Journal	Revaluation - 30/06/2021 @ \$1.314300 (Custom) - 30,607.911000 Units on hand		1,313.08	40,227.98
						30,607.91	5,843.05	40,227.98
<b><u>GST Payable/Refundable (84000)</u></b>								
<u>GST Payable/Refundable (84000)</u>								
01/07/2020	Opening Balance				Opening Balance			87.20
15/07/2020	Bank Data Service	25/03/2021	tax@finprof.com.au	Bank Statement	JUNE 2020 IMS FEE DT		131.16	218.36
15/10/2020	Bank Data Service	21/11/2021	michelle@pamilyaacco untants.com.au	Bank Statement	30 SEPTEMBER 2020 IMS FEE DT		132.66	351.02
15/01/2021	Bank Data Service	21/11/2021	michelle@pamilyaacco untants.com.au	Bank Statement	DECEMBER 2020 IMS FEE DT		139.71	490.73
15/04/2021	Bank Data Service	21/11/2021	michelle@pamilyaacco untants.com.au	Bank Statement	MARCH 2021 IMS FEE DT		139.97	630.70
							543.50	630.70
<b><u>Income Tax Payable/Refundable (85000)</u></b>								
<u>Income Tax Payable/Refundable (85000)</u>								
01/07/2020	Opening Balance				Opening Balance			1,854.40
04/05/2021	Bank Data Service	17/11/2021	michelle@pamilyaacco untants.com.au	Bank Statement	ATO ATO009000014530576 50		(1,854.40)	0.00
30/06/2021	Michelle Gargar	29/11/2021		System Journal	Create Entries - Franking Credits Adjustment - 30/06/2021		1,370.34	1,370.34
							(484.06)	1,370.34

## Poulson Family Superannuation Fund

# Trial Balance

As at 30 June 2021

Last Year	Code	Account Name	Units	Debits \$	Credits \$
	<b>23800</b>	<b>Distributions Received</b>			
(1,272.52)	23800/APN0008AU	APN AREIT Fund			1,053.12
(4,432.39)	23800/BNT0101AU	Hyperion Small Growth Companies Fund			2,195.66
(50.00)	23800/CPL0001AU	City Pacific - First Mortgage			
(1,602.03)	23800/CSA0038AU	Bentham Ws Global Income Fund			2,417.63
(1,021.90)	23800/ETL0015AU	Pimco Aust Bond Fund - Wholesale			527.41
(690.79)	23800/ETL0018AU8	PIMCO Global Bond Fd - Ws Class			541.94
(2,541.94)	23800/FID0008AU	Fidelity Aust Equities Fund			1,934.06
(249.76)	23800/LMI0004AU	LM Mortgage Income Fund			
(4,768.91)	23800/MAQ0404AU	IFP Global Franchise			2,625.75
(4,440.74)	23800/MAQ0464AU	Arrowstreet Global Equity Fund			5,669.61
(931.12)	23800/PER0049AU	Perpetual's Wholesale Australian Share Fund			465.73
(1,583.62)	23800/PLA0002AU	Platinum - International Fund			1,203.80
(2,580.61)	23800/PLA0004AU	Platinum - Asia Fund			5,600.73
(539.78)	23800/WHT0015AU11	Resolution Cap Gbl Prop Sec Fund			531.91
(2,117.11)	23800/WHT0039AU	Plato Australian Shares Income Fund			1,778.93
18,897.93	24700	Changes in Market Values of Investments			46,685.13
	<b>25000</b>	<b>Interest Received</b>			
(173.31)	25000/MBL960894954	Macquarie Cash Management Trust			18.00
3,782.25	30100	Accountancy Fees		2,200.00	
705.50	30200	Administration Costs		275.00	
259.00	30400	ATO Supervisory Levy		259.00	
495.00	30700	Auditor's Remuneration		495.00	
768.75	30900	Advisor Fees			
	<b>37500</b>	<b>Investment Expenses</b>			
5,311.44	37500/00023	Investment Expenses		7,427.79	
	<b>41600</b>	<b>Pensions Paid</b>			
20,400.00	41600/POUJOH00001 P	(Pensions Paid) Poulson, John - Pension (Pension)		20,400.00	
20,400.00	41600/POUVAL00001 P	(Pensions Paid) Poulson, Valerie - Pension (Pension)		20,400.00	

## Poulson Family Superannuation Fund

# Trial Balance

As at 30 June 2021

Last Year	Code	Account Name	Units	Debits \$	Credits \$
(1,854.40)	48500	Income Tax Expense			1,370.34
(40,168.94)	49000	Profit/Loss Allocation Account		23,162.96	
	<b>50010</b>	<b>Opening Balance</b>			
(248,352.94)	50010/POUJOH00001 P	(Opening Balance) Poulson, John - Pension (Pension)			228,258.63
(263,651.08)	50010/POUVAL00001 P	(Opening Balance) Poulson, Valerie - Pension (Pension)			243,576.45
	<b>53100</b>	<b>Share of Profit/(Loss)</b>			
(305.69)	53100/POUJOH00001 P	(Share of Profit/(Loss)) Poulson, John - Pension (Pension)			30,894.11
(325.37)	53100/POUVAL00001 P	(Share of Profit/(Loss)) Poulson, Valerie - Pension (Pension)			33,068.85
	<b>54160</b>	<b>Pensions Paid</b>			
20,400.00	54160/POUJOH00001 P	(Pensions Paid) Poulson, John - Pension (Pension)		20,400.00	
20,400.00	54160/POUVAL00001 P	(Pensions Paid) Poulson, Valerie - Pension (Pension)		20,400.00	
	<b>60400</b>	<b>Bank Accounts</b>			
18,767.62	60400/MBL960894954	Macquarie Cash Management Trust		33,233.00	
	<b>61800</b>	<b>Distributions Receivable</b>			
87.76	61800/APN0008AU	APN AREIT Fund		87.76	
4,320.21	61800/BNT0101AU	Hyperion Small Growth Companies Fund		2,157.32	
284.18	61800/CSA0038AU	Bentham Ws Global Income Fund		437.31	
727.81	61800/ETL0015AU	Pimco Aust Bond Fund - Wholesale		17.43	
535.69	61800/ETL0018AU8	PIMCO Global Bond Fd - Ws Class		25.47	
1,830.79	61800/FID0008AU	Fidelity Aust Equities Fund		1,585.10	
4,768.91	61800/MAQ0404AU	IFP Global Franchise		2,625.75	
4,249.06	61800/MAQ0464AU	Arrowstreet Global Equity Fund		5,556.34	
422.81	61800/PER0049AU	Perpetual's Wholesale Australian Share Fund		296.27	
1,583.62	61800/PLA0002AU	Platinum - International Fund		1,203.80	
2,580.61	61800/PLA0004AU	Platinum - Asia Fund		5,600.73	
241.33	61800/WHT0015AU11	Resolution Cap Gbl Prop Sec Fund		123.30	
256.92	61800/WHT0039AU	Plato Australian Shares Income Fund		55.71	
	<b>74700</b>	<b>Managed Investments (Australian)</b>			

**Poulson Family Superannuation Fund**

**Trial Balance**

As at 30 June 2021

Last Year	Code	Account Name	Units	Debits \$	Credits \$
16,114.82	74700/APN0008AU	APN AREIT Fund	12,618.2900	19,371.60	
37,790.55	74700/BNT0101AU	Hyperion Small Growth Companies Fund	4,971.3216	26,987.81	
154.00	74700/CPL0001AU	City Pacific - First Mortgage	10,000.0000	86.00	
38,774.80	74700/CSA0038AU	Bentham Ws Global Income Fund	38,528.2219	40,446.93	
35,637.23	74700/ETL0015AU	Pimco Aust Bond Fund - Wholesale	34,822.3858	34,627.38	
20,182.07	74700/ETL0018AU8	PIMCO Global Bond Fd - Ws Class	19,790.2236	19,758.56	
37,242.40	74700/FID0008AU	Fidelity Aust Equities Fund	1,140.9700	44,533.77	
1,120.00	74700/LMI0004AU	LM Mortgage Income Fund	20,000.0000	800.00	
2,232.41	74700/LMI0007AU	LM Wholesale Mortgage Income - At Call A/C	39,864.4900	3,444.29	
44,803.15	74700/MAQ0404AU	IFP Global Franchise	18,791.6900	45,825.42	
46,035.16	74700/MAQ0464AU	Arrowstreet Global Equity Fund	26,015.8600	30,303.27	
24,603.44	74700/PER0049AU	Perpetual's Wholesale Australian Share Fund	21,527.9020	33,411.30	
34,627.00	74700/PLA0002AU	Platinum - International Fund	18,791.4500	40,501.21	
29,413.73	74700/PLA0004AU	Platinum - Asia Fund	10,387.6700	28,278.35	
26,120.47	74700/WHT0015AU11	Resolution Cap Glbl Prop Sec Fund	16,904.2655	31,387.84	
34,384.93	74700/WHT0039AU	Plato Australian Shares Income Fund	30,607.9110	40,227.98	
87.20	84000	GST Payable/Refundable		630.70	
1,854.40	85000	Income Tax Payable/Refundable		1,370.34	
				<b>610,417.79</b>	<b>610,417.79</b>

**Current Year Profit/(Loss): 21,792.62**