
Financial statements and reports for the year ended
30 June 2023

Usher Superannuation Fund

Prepared for: John Usher and Maureen Usher

Usher Superannuation Fund

Reports Index

Trustees Declaration

Operating Statement

Statement of Financial Position

Notes to the Financial Statements

Members Statement

Investment Summary

Investment Summary with Market Movement

Investment Income

Capital Gains Schedule

Usher Superannuation Fund Trustees Declaration

The trustees have determined that the Fund is not a reporting entity and that these special purpose financial statements should be prepared in accordance with the accounting policies described in Note 1 to the financial statements.

The trustees declare that:

- (i) the financial statements and notes to the financial statements for the year ended 30 June 2023 present fairly, in all material respects, the financial position of the Superannuation Fund at 30 June 2023 and the results of its operations for the year ended on that date in accordance with the accounting policies described in Note 1 to the financial statements;
- (ii) the financial statements and notes to the financial statements have been prepared in accordance with the requirements of the trust deed; and
- (iii) the operation of the superannuation fund has been carried out in accordance with its trust deed and in compliance with the requirements of the Superannuation Industry (Supervision) Act 1993 and associated Regulations during the year ended 30 June 2023.

Signed in accordance with a resolution of the trustees by:


.....
John Usher

Trustee


.....
Maureen Usher

Trustee

11 January 2024

Usher Superannuation Fund
Operating Statement
For the year ended 30 June 2023

	Note	2023 \$	2022 \$
Income			
Investment Income			
Trust Distributions	12	1,875.72	1,817.42
Dividends Received	11	38,217.27	45,639.97
Interest Received		7,145.95	1,015.74
Investment Gains			
Changes in Market Values	13	50,486.59	(23,147.48)
Total Income		<u>97,725.53</u>	<u>25,325.65</u>
Expenses			
Accountancy Fees		2,117.00	2,072.00
Administration Costs		110.00	110.00
ATO Supervisory Levy		259.00	259.00
Auditor's Remuneration		385.00	375.00
Bank Charges		15.00	0.00
		<u>2,886.00</u>	<u>2,816.00</u>
Member Payments			
Pensions Paid		33,500.00	33,500.00
Total Expenses		<u>36,386.00</u>	<u>36,316.00</u>
Benefits accrued as a result of operations before income tax			
		<u>61,339.53</u>	<u>(10,990.35)</u>
Income Tax Expense	14	(16,296.86)	(19,366.02)
Benefits accrued as a result of operations		<u>77,636.39</u>	<u>8,375.67</u>

Usher Superannuation Fund

Statement of Financial Position

As at 30 June 2023

	Note	2023 \$	2022 \$
Assets			
Investments			
Shares in Listed Companies (Australian)	2	698,042.58	642,163.51
Shares in Listed Companies (Overseas)	3	6.25	10.00
Stapled Securities	4	1,087.33	0.00
Units in Listed Unit Trusts (Australian)	5	11,724.90	13,636.70
Units in Unlisted Unit Trusts (Australian)	6	21,669.00	24,351.00
Total Investments		<u>732,530.06</u>	<u>680,161.21</u>
Other Assets			
CDIA53457		1,366.55	16,247.74
CBA Gold T/D		250,000.00	300,000.00
Reinvestment Residual Account		18.70	25.57
P&N Bank TD - 5034		8,500.00	0.00
P&N Bank TD - 8066		84,724.76	0.00
Income Tax Refundable		16,234.86	19,304.02
Total Other Assets		<u>360,844.87</u>	<u>335,577.33</u>
Total Assets		<u>1,093,374.93</u>	<u>1,015,738.54</u>
Less:			
Liabilities			
Sundry Creditors		110.00	110.00
Total Liabilities		<u>110.00</u>	<u>110.00</u>
Net assets available to pay benefits		<u>1,093,264.93</u>	<u>1,015,628.54</u>
Represented by:			
Liability for accrued benefits allocated to members' accounts			
	8, 9		
Usher, John - Pension (Account Based Pension)		771,398.65	715,503.04
Usher, Maureen - Pension (Account Based Pension)		321,866.28	300,125.50
Total Liability for accrued benefits allocated to members' accounts		<u>1,093,264.93</u>	<u>1,015,628.54</u>

Usher Superannuation Fund

Notes to the Financial Statements

For the year ended 30 June 2023

Note 1: Summary of Significant Accounting Policies

The trustees have prepared the financial statements on the basis that the Superannuation Fund is not a reporting entity because it is not publicly accountable and is not required by law or governing document to prepare financial statements that comply with Australian Accounting Standards. The financial statements are therefore special purpose financial statements that have been prepared in order to meet the requirements of the Superannuation Industry (Supervision) Act 1993 and associated Regulations, the trust deed of the Fund and the needs of members.

The financial statements have been prepared on a cash basis and are based on historical costs, except for investments which have been measured at market value.

The following significant accounting policies, which are consistent with the policies applied in the previous period unless otherwise stated, have been adopted in the preparation of the financial statements.

The financial statements were authorised for issue by the Trustee(s).

a. Measurement of Investments

The Fund initially recognises:

- (i) an investment when it controls the future economic benefits expected to flow from the asset. For financial assets, the trade date is considered to be the date on which control of the future economic benefits attributable to the asset passes to the Fund; and
- (ii) a financial liability on the date it becomes a party to the contractual provisions of the instrument.

Investments of the Fund have been measured at market value, which refers to the amount that a willing buyer could reasonably be expected to pay to acquire an asset from a willing seller if the following assumptions were made:

- that the buyer and the seller deal with each other at arm's length in relation to the sale;
- that the sale occurred after proper marketing of the asset; and
- that the buyer and the seller acted knowledgeably and prudentially in relation to the sale.

Market value has been determined as follows:

- (i) shares and other securities listed on the Australian Securities Exchange by reference to the relevant market quotations at the end of the reporting period;
- (ii) units in managed funds by reference to the unit redemption price at the end of the reporting period;
- (iii) fixed-interest securities by reference to the redemption price at the end of the reporting period;
- (iv) unlisted investments are stated at trustees' assessment based on estimated market value at balance date or where necessary, an external valuer's opinion; and
- (v) investment properties at the trustees' assessment of the market value or where necessary a qualified independent valuer's opinion at the end of reporting period.

b. Cash and Cash Equivalents

Cash and cash equivalents include cash on hand and at call, deposits with banks and short-term, highly liquid investments that are readily convertible to cash and subject to an insignificant risk of change in value.

c. Revenue

Interest revenue

Interest revenue is recognised in respect of fixed-interest securities, and cash and cash equivalent balances. Interest revenue is recognised upon receipt.

Dividend revenue

Usher Superannuation Fund

Notes to the Financial Statements

For the year ended 30 June 2023

Dividend revenue is recognised when the dividend has been paid or, in the case of dividend reinvestment schemes, when the dividend is credited to the benefit of the fund.

Rental revenue

Upon entering into each contract as a lessor, the Fund assesses if the lease is a finance or operating lease. All leases have been assessed as operating leases. Rental revenue arising from operating leases on investment properties is recognised on straight-line basis over the term of the specific lease.

Distribution revenue

Distributions from unit trusts and managed funds are recognised as at the date the unit value is quoted ex-distribution and if not received at the end of the reporting period, are reflected in the statement of financial position as a receivable at market value.

Remeasurement changes in market values

Remeasurement changes in the market values of assets are recognised as income and determined as the difference between the market value at year-end or consideration received (if sold during the year) and the market value as at the prior year-end or cost (if acquired during the period).

Contributions

Contributions and transfers in are recognised when the control and the benefits from the revenue have been attained and are recorded by the Fund, gross of any taxes, in the period to which they relate.

d. Liability for Accrued Benefits

The liability for accrued benefits represents the Fund's present obligation to pay benefits to members and beneficiaries, and has been calculated as the difference between the carrying amount of the assets and the carrying amount of the other payables and income tax liabilities as at the end of the reporting period.

e. Trade and Other Payables

Financial liabilities, such as trade creditors and other payables, are measured at the gross value of the outstanding balance at the end of the reporting period. The trustees have determined that the gross value of the Fund's financial liabilities is equivalent to the market value. Any remeasurement changes in the gross value of non-current financial liabilities (including liabilities for members' accrued benefits) are recognised in the operating statement in the periods in which they occur.

f. Critical Accounting Estimates and Judgements

The preparation of financial statements requires the trustees to make judgements, estimates and assumptions that affect the application of accounting policies and the reported amounts of assets and liabilities, income and expenses. Actual results may differ from these estimates.

Estimates and underlying assumptions are reviewed on an ongoing basis. Revisions to accounting estimates are recognised in the period in which the estimate is revised and in any future period affected.

Note 2: Shares in Listed Companies (Australian)

	2023 \$	2022 \$
BHP Group Limited	104,781.71	96,071.25
Bluescope Steel Limited	11,199.75	8,665.50
Commonwealth Bank Of Australia.	196,529.20	177,144.80
Coles Group Limited.	17,001.66	16,438.63
Endeavour Group Limited	20,431.78	24,511.66

Usher Superannuation Fund
Notes to the Financial Statements

For the year ended 30 June 2023

Metcash Limited	24,440.00	27,560.00
News Corporation..	7,115.03	5,370.33
Perpetual Limited	11,387.20	12,707.20
South32 Limited	8,757.04	9,176.26
Shopping Centres Australasia Property Group	0.00	1,317.25
Westpac Banking Corporation	32,074.02	29,308.50
Woodside Energy Group Ltd	83,344.80	77,052.80
Wesfarmers Limited	45,540.82	38,682.93
Woolworths Group Limited	135,439.57	118,156.40
	698,042.58	642,163.51

Note 3: Shares in Listed Companies (Overseas)

	2023	2022
	\$	\$
Asset Resolution	6.25	10.00
	6.25	10.00

Note 4: Stapled Securities

	2023	2022
	\$	\$
Region Group	1,087.33	0.00
	1,087.33	0.00

Note 5: Units in Listed Unit Trusts (Australian)

	2023	2022
	\$	\$
APA Group	11,724.90	13,636.70
	11,724.90	13,636.70

Note 6: Units in Unlisted Unit Trusts (Australian)

	2023	2022
	\$	\$
Charter Hall Dir Office Fund Retail	21,669.00	24,351.00
	21,669.00	24,351.00

Note 7: Banks and Term Deposits

2023	2022
\$	\$

Usher Superannuation Fund

Notes to the Financial Statements

For the year ended 30 June 2023

Banks

CDIA53457	1,366.55	16,247.74
	<u>1,366.55</u>	<u>16,247.74</u>
	2023	2022
	\$	\$

Term Deposits

CBA Gold T/D	250,000.00	300,000.00
P&N Bank TD - 5034	8,500.00	0.00
P&N Bank TD - 8066	84,724.76	0.00
	<u>343,224.76</u>	<u>300,000.00</u>

Note 8: Liability for Accrued Benefits

	2023	2022
	\$	\$
Liability for accrued benefits at beginning of year	1,015,628.54	1,107,207.37
Benefits accrued as a result of operations	77,636.39	8,375.67
Current year member movements	0.00	(99,954.50)
Liability for accrued benefits at end of year	<u>1,093,264.93</u>	<u>1,015,628.54</u>

Note 9: Vested Benefits

Vested benefits are benefits that are not conditional upon continued membership of the fund (or any factor other than resignation from the plan) and include benefits which members were entitled to receive had they terminated their fund membership as at the end of the reporting period.

	2023	2022
	\$	\$
Vested Benefits	<u>1,093,264.93</u>	<u>1,015,628.54</u>

Note 10: Guaranteed Benefits

No guarantees have been made in respect of any part of the liability for accrued benefits.

Note 11: Dividends

	2023	2022
	\$	\$
BHP Group Limited	9,119.14	23,668.68
Bluescope Steel Limited	272.50	376.05
Brookfield Asset Management Inc	0.00	78.58
Coles Group Limited.	609.18	563.03

Usher Superannuation Fund
Notes to the Financial Statements

For the year ended 30 June 2023

Commonwealth Bank Of Australia.	8,232.00	7,350.00
Endeavour Group Limited	712.36	631.41
Metcash Limited	1,462.50	1,300.00
News Corporation..	50.69	45.48
Perpetual Limited	822.80	915.20
Shopping Centres Australasia Property Group	38.32	66.58
South32 Limited	756.13	452.12
Wesfarmers Limited	1,735.24	1,569.10
Westpac Banking Corporation	2,014.02	1,818.63
Woodside Energy Group Ltd	9,084.50	0.00
Woodside Petroleum Ltd	0.00	3,743.84
Woolworths Group Limited	3,307.89	3,061.27
	38,217.27	45,639.97

Note 12: Trust Distributions

	2023	2022
	\$	\$
Charter Hall Dir Office Fund Retail	1,186.39	1,188.22
Region Group	35.93	0.00
APA Group	653.40	629.20
	1,875.72	1,817.42

Note 13: Changes in Market Values

Unrealised Movements in Market Value

	2023	2022
	\$	\$
Shares in Listed Companies (Australian)		
BHP Group Limited	8,710.46	(17,048.28)
Bluescope Steel Limited	2,534.25	(3,302.70)
Coles Group Limited.	563.03	664.56
Commonwealth Bank Of Australia.	19,384.40	(18,600.40)
Endeavour Group Limited	(4,079.88)	12,172.86
Metcash Limited	(3,120.00)	1,625.00
News Corporation..	1,744.70	(2,315.91)
Perpetual Limited	(1,320.00)	(4,914.80)
Shopping Centres Australasia Property Group	(268.24)	110.17

Usher Superannuation Fund
Notes to the Financial Statements

For the year ended 30 June 2023

South32 Limited	(419.22)	2,352.29
Wesfarmers Limited	6,857.89	(14,020.37)
Westpac Banking Corporation	2,765.52	(9,483.93)
Woodside Energy Group Ltd	6,292.00	4,813.60
Woodside Petroleum Ltd	0.00	15,320.00
Woolworths Group Limited	13,968.41	3,956.52
	<u>53,613.32</u>	<u>(28,671.39)</u>
Shares in Listed Companies (Overseas)		
Asset Resolution	521.25	(1,165.00)
Brookfield Asset Management Inc	0.00	(1,492.50)
	<u>521.25</u>	<u>(2,657.50)</u>
Stapled Securities		
Region Group	38.32	0.00
	<u>38.32</u>	<u>0.00</u>
Units in Listed Unit Trusts (Australian)		
APA Group	(1,911.80)	2,867.70
	<u>(1,911.80)</u>	<u>2,867.70</u>
Units in Unlisted Unit Trusts (Australian)		
Charter Hall Dir Office Fund Retail	(2,682.00)	1,372.50
	<u>(2,682.00)</u>	<u>1,372.50</u>
Total Unrealised Movement	<u>49,579.09</u>	<u>(27,088.69)</u>
Realised Movements in Market Value		
	2023	2022
	\$	\$
Shares in Listed Companies (Overseas)		
Asset Resolution	907.50	0.00
Brookfield Asset Management Inc	0.00	3,941.21
	<u>907.50</u>	<u>3,941.21</u>
Total Realised Movement	<u>907.50</u>	<u>3,941.21</u>
Changes in Market Values	<u>50,486.59</u>	<u>(23,147.48)</u>

Note 14: Income Tax Expense

Usher Superannuation Fund

Notes to the Financial Statements

For the year ended 30 June 2023

	2023 \$	2022 \$
The components of tax expense comprise		
Current Tax	(16,296.86)	(19,366.02)
Income Tax Expense	<u>(16,296.86)</u>	<u>(19,366.02)</u>
The prima facie tax on benefits accrued before income tax is reconciled to the income tax as follows:		
Prima facie tax payable on benefits accrued before income tax at 15%	9,200.93	(1,648.55)
Less:		
Tax effect of:		
Increase in MV of Investments	7,436.86	0.00
Exempt Pension Income	9,533.10	10,016.10
Realised Accounting Capital Gains	136.13	591.18
Accounting Trust Distributions	281.36	272.61
Add:		
Tax effect of:		
Decrease in MV of Investments	0.00	4,063.30
SMSF Non-Deductible Expenses	432.90	422.40
Pension Payments	5,025.00	5,025.00
Franking Credits	2,444.53	2,904.90
Foreign Credits	3.26	2.92
Taxable Trust Distributions	281.36	110.32
Rounding	(0.53)	(0.40)
Less credits:		
Franking Credits	16,296.86	19,366.02
Current Tax or Refund	<u>(16,296.86)</u>	<u>(19,366.02)</u>

Usher Superannuation Fund Members Statement

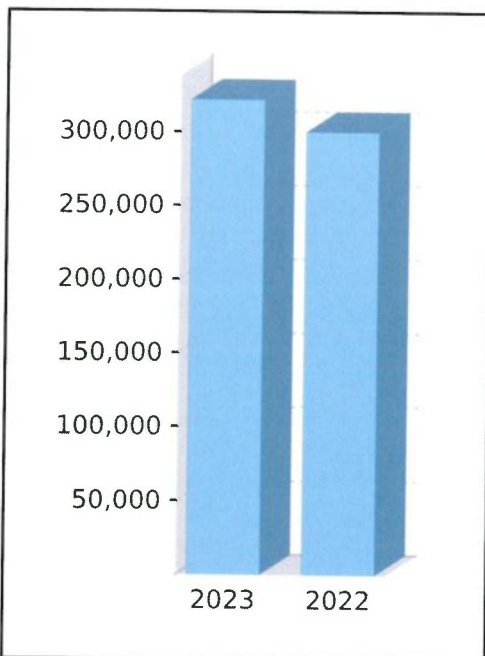
Maureen Jean Usher
86a Gloucester Crescent
SHOALWATER, Western Australia, 6169, Australia

Your Details

Date of Birth :	Provided	Nominated Beneficiaries:	N/A
Age:	78	Nomination Type:	N/A
Tax File Number:	Provided	Vested Benefits:	321,866.28
Date Joined Fund:	01/07/2017	Total Death Benefit:	321,866.28
Service Period Start Date:			
Date Left Fund:			
Member Code:	USHMAU00003P		
Account Start Date:	01/07/2017		
Account Phase:	Retirement Phase		
Account Description:	Account Based Pension		

Your Balance

Total Benefits	321,866.28
<u>Preservation Components</u>	
Preserved	
Unrestricted Non Preserved	321,866.28
Restricted Non Preserved	
<u>Tax Components</u>	
Tax Free (100.00%)	321,866.28
Taxable	
Investment Earnings Rate	11.24%



Your Detailed Account Summary

	This Year	Last Year
Opening balance at 01/07/2022	300,125.50	297,345.87
<u>Increases to Member account during the period</u>		
Employer Contributions		
Personal Contributions (Concessional)		
Personal Contributions (Non Concessional)		
Government Co-Contributions		
Other Contributions		
Proceeds of Insurance Policies		
Transfers In		
Net Earnings	32,740.78	11,779.63
Internal Transfer In		
<u>Decreases to Member account during the period</u>		
Pensions Paid	11,000.00	9,000.00
Contributions Tax		
Income Tax		
No TFN Excess Contributions Tax		
Excess Contributions Tax		
Refund Excess Contributions		
Division 293 Tax		
Insurance Policy Premiums Paid		
Management Fees		
Member Expenses		
Benefits Paid/Transfers Out		
Superannuation Surcharge Tax		
Internal Transfer Out		
Closing balance at 30/06/2023	321,866.28	300,125.50

Usher Superannuation Fund Members Statement


Trustee's Disclaimer

This statement has been prepared by the Trustee for the member whose name appears at the top of this statement. Every effort has been made by the Trustee to ensure the accuracy and completeness of this Statement. The Trustee does not accept any liability for any error, omission or misprint. All amounts shown in relation to benefits do not take into account any amounts which may be withheld to satisfy the requirements imposed by the Income Tax Assessment Act 1936.

Signed by all the trustees of the fund



John Richard Usher
Trustee



Maureen Jean Usher
Trustee

Usher Superannuation Fund Members Statement

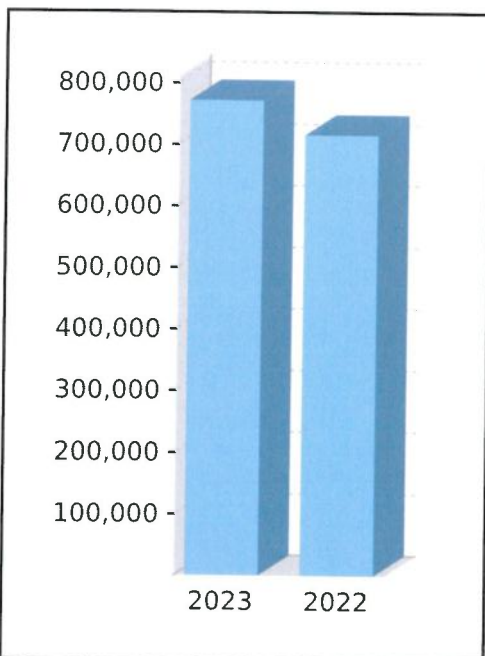
John Richard Usher
86a Gloucester Crescent
SHOALWATER, Western Australia, 6169, Australia

Your Details

Date of Birth :	Provided	Nominated Beneficiaries:	N/A
Age:	79	Nomination Type:	N/A
Tax File Number:	Provided	Vested Benefits:	771,398.65
Date Joined Fund:	01/07/2017	Total Death Benefit:	771,398.65
Service Period Start Date:			
Date Left Fund:			
Member Code:	USHJOH00002P		
Account Start Date:	01/07/2017		
Account Phase:	Retirement Phase		
Account Description:	Account Based Pension		

Your Balance

Total Benefits	771,398.65
<u>Preservation Components</u>	
Preserved	
Unrestricted Non Preserved	771,398.65
Restricted Non Preserved	
<u>Tax Components</u>	
Tax Free (100.00%)	771,398.65
Taxable	
Investment Earnings Rate	11.24%



Your Detailed Account Summary


	This Year	Last Year
Opening balance at 01/07/2022	715,503.04	809,861.50
<u>Increases to Member account during the period</u>		
Employer Contributions		
Personal Contributions (Concessional)		
Personal Contributions (Non Concessional)		
Government Co-Contributions		
Other Contributions		
Proceeds of Insurance Policies		
Transfers In		
Net Earnings	78,395.61	30,096.04
Internal Transfer In		
<u>Decreases to Member account during the period</u>		
Pensions Paid	22,500.00	24,500.00
Contributions Tax		
Income Tax		
No TFN Excess Contributions Tax		
Excess Contributions Tax		
Refund Excess Contributions		
Division 293 Tax		
Insurance Policy Premiums Paid		
Management Fees		
Member Expenses		
Benefits Paid/Transfers Out		99,954.50
Superannuation Surcharge Tax		
Internal Transfer Out		
Closing balance at 30/06/2023	771,398.65	715,503.04

Usher Superannuation Fund Members Statement

Trustee's Disclaimer

This statement has been prepared by the Trustee for the member whose name appears at the top of this statement. Every effort has been made by the Trustee to ensure the accuracy and completeness of this Statement. The Trustee does not accept any liability for any error, omission or misprint. All amounts shown in relation to benefits do not take into account any amounts which may be withheld to satisfy the requirements imposed by the Income Tax Assessment Act 1936.

Signed by all the trustees of the fund



John Richard Usher
Trustee



Maureen Jean Usher
Trustee

Usher Superannuation Fund

Investment Summary Report

As at 30 June 2023

Investment	Units	Market Price	Market Value	Average Cost	Accounting Cost	Unrealised Gain/(Loss)	Gain/(Loss)%	Portfolio Weight%
Cash/Bank Accounts								
CBA Gold T/D		250,000.000000	250,000.00	250,000.00	250,000.00			23.21 %
CDIA53457		1,366.550000	1,366.55	1,366.55	1,366.55			0.13 %
P&N Bank TD - 5034		8,500.000000	8,500.00	8,500.00	8,500.00			0.79 %
P&N Bank TD - 8066		84,724.760000	84,724.76	84,724.76	84,724.76			7.87 %
		344,591.31	344,591.31					31.99 %
Shares in Listed Companies (Australian)								
BHP.AX	2,329.00	44.990000	104,781.71	23.28	54,219.12	50,562.59	93.26 %	9.73 %
BSL.AX	545.00	20.550000	11,199.75	13.21	7,199.45	4,000.30	55.56 %	1.04 %
COL.AX	923.00	18.420000	17,001.66	11.60	10,705.59	6,296.07	58.81 %	1.58 %
CBA.AX	1,960.00	100.270000	196,529.20	85.50	167,573.74	28,955.46	17.28 %	18.25 %
EDV.AX	3,238.00	6.310000	20,431.78	3.81	12,338.80	8,092.98	65.59 %	1.90 %
MTS.AX	6,500.00	3.760000	24,440.00	2.40	15,600.00	8,840.00	56.67 %	2.27 %
NWS.AX	239.00	29.770000	7,115.03	18.25	4,361.75	2,753.28	63.12 %	0.66 %
PPT.AX	440.00	25.880000	11,387.20	55.87	24,582.80	(13,195.60)	(53.68) %	1.06 %
S32.AX	2,329.00	3.760000	8,757.04	2.68	6,241.72	2,515.32	40.30 %	0.81 %
WES.AX	923.00	49.340000	45,540.82	26.52	24,479.17	21,061.65	86.04 %	4.23 %
WBC.AX	1,503.00	21.340000	32,074.02	30.51	45,856.53	(13,782.51)	(30.06) %	2.98 %
WDS.AX	2,420.00	34.440000	83,344.80	29.85	72,239.20	11,105.60	15.37 %	7.74 %
WOW.AX	3,409.00	39.730000	135,439.57	23.76	81,003.88	54,435.69	67.20 %	12.57 %
		698,042.58	698,042.58		526,401.75	171,640.83	32.61 %	64.81 %
Shares in Listed Companies (Overseas)								
ASS.NSX:NX Asset Resolution	250.00	0.025000	6.25	0.00	0.00	6.25	0.00 %	0.00 %
		6.25	6.25		0.00	6.25	0.00 %	0.00 %
Stapled Securities								
RGN.AX	479.00	2.270000	1,087.33	2.19	1,049.01	38.32	3.65 %	0.10 %
Region Group			1,087.33		1,049.01	38.32	3.65 %	0.10 %

Usher Superannuation Fund
Investment Summary Report

As at 30 June 2023

Investment	Units	Market Price	Market Value	Average Cost	Accounting Cost	Unrealised Gain/(Loss)	Gain/(Loss)%	Portfolio Weight%
Units in Listed Unit Trusts (Australian)								
APA.AX APA Group	1,210.00	9.690000	11,724.90	9.17	11,095.70	629.20	5.67 %	1.09 %
			11,724.90		11,095.70	629.20	5.67 %	1.09 %
Units in Unlisted Unit Trusts (Australian)								
MAC0433AU Charter Hall Dir. Office Fund Retail	15,000.00	1.444600	21,669.00	1.16	17,395.50	4,273.50	24.57 %	2.01 %
			21,669.00		17,395.50	4,273.50	24.57 %	2.01 %
			1,077,121.37		900,533.27	176,588.10	19.61 %	100.00 %

Usher Superannuation Fund

Investment Summary with Market Movement

As at 30 June 2023

Investment	Units	Market Price	Market Value	Average Cost	Accounting Cost	Overall	Unrealised Current Year	Realised Movement
Cash/Bank Accounts								
CBA Gold TD		250,000.000000	250,000.00	250,000.00	250,000.00			
CDIA53457		1,366.550000	1,366.55	1,366.55	1,366.55			
P&N Bank TD - 5034		8,500.000000	8,500.00	8,500.00	8,500.00			
P&N Bank TD - 8066		84,724.760000	84,724.76	84,724.76	84,724.76			
			344,591.31		344,591.31			
Shares in Listed Companies (Australian)								
BHP.AX	2,329.00	44.990000	104,781.71	23.28	54,219.12	50,562.59	8,710.46	0.00
BSL.AX	545.00	20.550000	11,199.75	13.21	7,199.45	4,000.30	2,534.25	0.00
COL.AX	923.00	18.420000	17,001.66	11.60	10,705.59	6,296.07	563.03	0.00
CBA.AX	1,960.00	100.270000	196,529.20	85.50	167,573.74	28,955.46	19,384.40	0.00
EDV.AX	3,238.00	6.310000	20,431.78	3.81	12,338.80	8,092.98	(4,079.88)	0.00
MTS.AX	6,500.00	3.760000	24,440.00	2.40	15,600.00	8,840.00	(3,120.00)	0.00
NWS.AX	239.00	29.770000	7,115.03	18.25	4,361.75	2,753.28	1,744.70	0.00
PPT.AX	440.00	25.880000	11,387.20	55.87	24,582.80	(13,195.60)	(1,320.00)	0.00
SCP.AX	0.00	2.720000	0.00	0.00	0.00	0.00	(268.24)	0.00
S32.AX	2,329.00	3.760000	8,757.04	2.68	6,241.72	2,515.32	(419.22)	0.00
WES.AX	923.00	49.340000	45,540.82	26.52	24,479.17	21,061.65	6,857.89	0.00
WBC.AX	1,503.00	21.340000	32,074.02	30.51	45,856.53	(13,782.51)	2,765.52	0.00
WDS.AX	2,420.00	34.440000	83,344.80	29.85	72,239.20	11,105.60	6,292.00	0.00
WOW.AX	3,409.00	39.730000	135,439.57	23.76	81,003.88	54,435.69	13,968.41	0.00
			698,042.58		526,401.75	171,640.83	53,613.32	0.00
Shares in Listed Companies (Overseas)								
ASS.NSX	250.00	0.025000	6.25	0.00	0.00	6.25	521.25	907.50
Asset Resolution			6.25		0.00	6.25	521.25	907.50
Stapled Securities								
RGN.AX	479.00	2.270000	1,087.33	2.19	1,049.01	38.32	38.32	0.00
Region Group			1,087.33		1,049.01	38.32	38.32	0.00
Units in Listed Unit Trusts (Australian)								
APA.AX	1,210.00	9.690000	11,724.90	9.17	11,095.70	629.20	(1,911.80)	0.00
APA Group			11,724.90		11,095.70	629.20	(1,911.80)	0.00

Usher Superannuation Fund

Investment Summary with Market Movement

As at 30 June 2023

Investment	Units	Market Price	Market Value	Average Cost	Accounting Cost	Overall	Unrealised Current Year	Realised Movement
Units in Unlisted Unit Trusts (Australian)								
MAC00433AU Charter Hall Dir Office Fund Retail	15,000.00	1.444600	21,669.00	1.16	17,395.50	4,273.50	(2,682.00)	0.00
			21,669.00		17,395.50	4,273.50	(2,682.00)	0.00
			1,077,121.37		900,533.27	176,588.10	49,579.09	907.50

Usher Superannuation Fund Investment Income Report

As at 30 June 2023

Investment	Total Income	Franked	Unfranked	Interest/ Other	Franking Credits	Foreign Income	Foreign Credits * 1	Assessable Income (Excl. Capital Gains) * 2	TFN Credits	Deductions	Other	Distributed Capital Gains	Non-Assessable Payments
Bank Accounts													
CDIA63457	21.19			21.19	0.00	0.00	0.00	21.19				0.00	0.00
	21.19			21.19	0.00	0.00	0.00	21.19				0.00	0.00
Shares in Listed Companies (Australian)													
BHP.AX BHP Group Limited	9,119.14	9,119.14	0.00		3,908.20			13,027.34			0.00		
BSL.AX Bluescope Steel Limited	272.50	136.25	136.25		58.39			330.89			0.00		
COL.AX Coles Group Limited.	609.18	609.18	0.00		261.08			870.26			0.00		
CBA.AX Commonwealth Bank Of Australia.	8,232.00	8,232.00	0.00		3,528.00			11,760.00			0.00		
EDV.AX Endeavour Group Limited	712.36	712.36	0.00		305.30			1,017.66			0.00		
MTS.AX Metcash Limited	1,462.50	1,462.50	0.00		626.79			2,089.29			0.00		
NWS.AX News Corporation..	50.69	0.00	0.00		0.00	50.69	21.72	72.41			0.00		
PPT.AX Perpetual Limited	822.80	677.60	145.20		290.40			1,113.20			0.00		
SCP.AX Shopping Centres Australasia Property Group	38.32	0.00	38.32		0.00			38.32			0.00		
S32.AX South32 Limited	756.13	756.13	0.00		324.05			1,080.18			0.00		
WES.AX Westfarmers Limited	1,735.24	1,735.24	0.00		743.67			2,478.91			0.00		
WBC.AX Westpac Banking Corporation	2,014.02	2,014.02	0.00		863.15			2,877.17			0.00		
WDS.AX Woodside Energy Group Ltd	9,084.50	9,084.50	0.00		3,893.36			12,977.86			0.00		
WOW.AX Woolworths Group Limited	3,307.89	3,307.89	0.00		1,417.67			4,725.56			0.00		
	38,217.27	37,846.81	319.77		16,220.06	50.69	21.72	54,459.05		0.00	0.00	0.00	0.00
Stapled Securities													
RGN.AX Region Group	35.93		35.93		0.00	0.00	0.00	35.93			0.00	0.00	0.00
	35.93		35.93		0.00	0.00	0.00	35.93		0.00	0.00	0.00	0.00
Term Deposits													
CBA Gold T/D	7,124.76			7,124.76	0.00	0.00	0.00	7,124.76			0.00	0.00	0.00
	7,124.76			7,124.76	0.00	0.00	0.00	7,124.76		0.00	0.00	0.00	0.00
Units in Listed Unit Trusts (Australian)													
APA.AX APA Group	653.40	179.20	474.20		76.80	0.00	0.00	730.20			0.00	0.00	0.00

Usher Superannuation Fund Investment Income Report

As at 30 June 2023

Investment	Total Income	Franked	Unfranked	Interest/ Other	Franking Credits	Foreign Income	Foreign Credits * 1	Assessable Income (Excl. Capital Gains) * 2	TFN Credits	TFN Deductions	Other	Distributed Capital Gains	Non-Assessable Payments
Units in Unlisted Unit Trusts (Australian)	653.40	179.20	474.20		76.80	0.00	0.00	730.20		0.00	0.00	0.00	0.00
MAQ0433AU Charter Hall Dir Office Fund Retail	1,186.39	0.00	1,186.39		0.00	0.00	0.00	1,186.39		0.00	0.00	0.00	0.00
	1,186.39	0.00	1,186.39		0.00	0.00	0.00	1,186.39		0.00	0.00	0.00	0.00
	47,238.94	38,026.01	2,016.29	7,145.95	16,296.86	50.69	21.72	63,557.52		0.00	0.00	0.00	0.00

Assessable Income (Excl. Capital Gains) **63,557.52**
Net Capital Gain **0.00**

Total Assessable Income 63,557.52

* 1 Includes foreign credits from foreign capital gains.

* 2 Assessable Income in the SMSF Annual Return will be different as capital gains and losses from disposals of assets have not been included.
For a breakdown of Distributed Capital Gains and Non-Assessable Payments refer to Distributions Reconciliation Report.

Capital gains tax (CGT) schedule

2023

When completing this form

- Print clearly, using a black or dark blue pen only.
- Use BLOCK LETTERS and print one character in each box.

S	M	/	T	H		S	T												
---	---	---	---	---	--	---	---	--	--	--	--	--	--	--	--	--	--	--	--

- Do not use correction fluid or covering stickers.
- Sign next to any corrections with your **full signature** (not initials).

- Use in conjunction with company, trust, fund income tax return or the self-managed superannuation fund annual return.
- Refer to the *Guide to capital gains tax 2023* available on our website at ato.gov.au for instructions on how to complete this schedule.

Tax file number (TFN)

! We are authorised by law to request your TFN. You do not have to quote your TFN. However, if you don't it could increase the chance of delay or error in processing your form.

Australian business number (ABN)

Taxpayer's name

1 Current year capital gains and capital losses

	Capital gain		Capital loss
Shares in companies listed on an Australian securities exchange	A \$ <input type="text"/>	K \$	<input type="text"/>
Other shares	B \$ <input type="text"/>	L \$	<input type="text"/>
Units in unit trusts listed on an Australian securities exchange	C \$ <input type="text"/>	M \$	<input type="text"/>
Other units	D \$ <input type="text"/>	N \$	<input type="text"/>
Real estate situated in Australia	E \$ <input type="text"/>	O \$	<input type="text"/>
Other real estate	F \$ <input type="text"/>	P \$	<input type="text"/>
Amount of capital gains from a trust (including a managed fund)	G \$ <input type="text"/>		
Collectables	H \$ <input type="text"/>	Q \$	<input type="text"/>
Other CGT assets and any other CGT events	I \$ <input type="text"/>	R \$	<input type="text"/>
Amount of capital gain previously deferred under transitional CGT relief for superannuation funds	S \$ <input type="text"/>		
Total current year capital gains	J \$ <input type="text"/>		

Add the amounts at labels **K** to **R** and write the total in item 2 label **A** – Total current year capital losses.

Tax File Number

2 Capital losses

Total current year capital losses **A** \$

Total current year capital losses applied **B** \$

Total prior year net capital losses applied **C** \$

Total capital losses transferred in applied
(only for transfers involving a foreign bank branch or permanent establishment of a foreign financial entity) **D** \$

Total capital losses applied **E** \$

Add amounts at **B**, **C** and **D**.

3 Unapplied net capital losses carried forward

Net capital losses from collectables carried forward to later income years **A** \$

Other net capital losses carried forward to later income years **B** \$

Add amounts at **A** and **B** and transfer the total to label **V – Net capital losses carried forward to later income years** on your tax return.

4 CGT discount

Total CGT discount applied **A** \$

5 CGT concessions for small business

Small business active asset reduction **A** \$

Small business retirement exemption **B** \$

Small business rollover **C** \$

Total small business concessions applied **D** \$

6 Net capital gain

Net capital gain **A** \$

1J less 2E less 4A less 5D (cannot be less than zero). Transfer the amount at **A** to label **A – Net capital gain** on your tax return.

Tax File Number

7 Earnout arrangements

Are you a party to an earnout arrangement? **A** Yes, as a buyer (Print in the appropriate box.) Yes, as a seller No

! If you are a party to more than one earnout arrangement, copy and attach a separate sheet to this schedule providing the details requested here for each additional earnout arrangement.

How many years does the earnout arrangement run for? **B**

What year of that arrangement are you in? **C**

If you are the seller, what is the total estimated capital proceeds from the earnout arrangement? **D** \$

Amount of any capital gain or loss you made under your non-qualifying arrangement in the income year. **E** \$ LOSS

! **Request for amendment**

If you received or provided a financial benefit under a look-through earnout right created in an earlier income year and you wish to seek an amendment to that earlier income year, complete the following:

Income year earnout right created **F**

Amended net capital gain or capital losses carried forward **G** \$ LOSS

8 Other CGT information required (if applicable)

Small business 15 year exemption – exempt capital gains **A** \$ CODE

Capital gains disregarded by a foreign resident **B** \$

Capital gains disregarded as a result of a scrip for scrip rollover **C** \$

Capital gains disregarded as a result of an inter-company asset rollover **D** \$

Capital gains disregarded by a demerging entity **E** \$

Tax File Number

Taxpayer's declaration

i If the schedule is not lodged with the income tax return you are required to sign and date the schedule.

Important

Before making this declaration check to ensure that all the information required has been provided on this form and any attachments to this form, and that the information provided is true and correct in every detail. If you are in doubt about any aspect of the tax return, place all the facts before the ATO. The income tax law imposes heavy penalties for false or misleading statements.

Privacy

Taxation law authorises the ATO to collect information and disclose it to other government agencies. This includes personal information of the person authorised to sign the declaration. For information about your privacy go to ato.gov.au/privacy

I declare that the information on this form is true and correct.

Signature

Date

Day	Month	Year
<input type="text"/>	<input type="text"/>	<input type="text"/>

Contact name

Daytime contact number (include area code)