

From First to Last by Account
Options: Not summarised, Excluding NIL Balances
From 01/07/2022 To 30/06/2023

Client Code: GAD101

Last Year	Account	Description	Debit	Credit
	197	Managed fund distributions		
(43977.84)	19720	Netwealth managed portfolio		23797.29
	198	Dividends received		
(408.22)	19802	Netwealth managed portfolio	-	
	199	Interest received		
(242.92)	19901	Netwealth managed portfolio		361.86
-	19902	Macquarie CMT		114.69
	204	Changes in net market values of other assets		
150074.97	20404	Managed funds		36532.21
(4229.29)	20434	Managed funds	-	
3223.00	301	Administration costs	3245.00	
5132.81	344	Portfolio fees	5533.37	
535.00	364	Filing fees	549.00	
	550	SUPERANNUATION FUND		
110107.51	55002	Profit Earned This Year	-	
(110107.51)	55003	Distribution to Members	51478.68	
	551	ERIC ROBERT GADSDEN		
(401507.45)	55101	Balance at beginning of year		335453.71
68370.06	55102	Allocated earnings		31881.23
(2316.32)	55105	Income tax expense on earnings		2287.06
	552	HELEN DEBORAH GADSDEN		
(245105.72)	55201	Balance at beginning of year		206204.03
41737.45	55202	Allocated earnings		19597.45
(1414.03)	55205	Income tax expense on earnings		1405.86
(1672.62)	55207	Contributions from employer		3171.44
250.89	55210	Income tax expense on contributions	475.72	
6973.74	680	Cash at bank	8295.33	
51581.35	681	Netwealth portfolio account	23357.16	
	789	Interest bearing securities		
29170.79	78945	Perpetual pure alpha credit fund	30051.48	
24017.23	78950	Principal global credit opportunities fund	28747.19	
	790	Property securities		
31216.95	79010	Dexus property for income fund	31032.99	
43370.24	79060	SGH property income fund	42980.22	
40980.98	79070	Zurich property securities fund	42771.02	
	791	Small Cap domestic equities		
25870.87	79110	Arbdn aust small coys fund	29124.38	
26020.14	79150	Pengana emerging coys fund	26656.77	
20032.84	79160	SGH emerging coys fund	26847.39	

From First to Last by Account
Options: Not summarised, Excluding NIL Balances
Client Code: GAD101 From 01/07/2022 To 30/06/2023

Last Year	Account	Description	Debit	Credit
	795	Large Cap domestic equities		
44158.15	79510	Bennelong aust equity fund	45447.03	
42034.71	79530	First Sentier geared share fund	71230.80	
40410.69	79560	Platypus aust equity fund	46146.40	
32574.65	79565	Perpetual concentrated equity fund	41823.89	
	796	International equities		
11959.26	79610	Arrowstreet global equity fund (hedged)	13254.18	
19505.96	79630	Hyperion global growth coys fund	26639.01	
9510.94	79660	Platinum global equity fund (unhedged)	10884.81	
19549.99	79665	T Rowe Price global equity fund	25346.02	
9191.21	79670	Walter Scott global equity fund (hedged)	14316.94	
10047.59	79690	Zurich global growth fund (unhedged)	11354.85	
3479.46	904	Provision for income tax	3217.20	
	999	Jobstream Selection Account		
22.00	99901	Jobstream Selection Account	-	
(22.00)	99999	Clearing balance	-	
<hr/>			<hr/>	<hr/>
110107.51		Total	660806.83	660806.83

NET PROFIT THIS YEAR 51478.68
NET LOSS LAST YEAR 110107.51

No. of Accounts: 42
No. of Entries: 68

Client Code: GAD101 From First to Last by Account
From 01/07/2022 To 30/06/2023

Date	Type	Gp	Ref.	Debit	Credit	Balance		
197	Managed fund distributions							
19720	Netwealth managed portfolio							
	LY Closing Balance					(43977.84)		
30/06/2023	Jnl		2		23797.29	(23797.29)		
	netwealth cash receipts & pmts for the year							
	Closing Balance					0.00	23797.29	(23797.29)
199	Interest received							
19901	Netwealth managed portfolio							
	LY Closing Balance					(242.92)		
30/06/2023	Jnl		2		181.36	(181.36)		
	netwealth cash receipts & pmts for the year							
30/06/2023	Jnl		2		180.50	(361.86)		
	netwealth cash receipts & pmts for the year							
	Closing Balance					0.00	361.86	(361.86)
19902	Macquarie CMT							
	LY Closing Balance					0.00		
30/06/2023	Jnl		1		114.69	(114.69)		
	mac cmt cash receipts & pmts							
	Closing Balance					0.00	114.69	(114.69)
204	Changes in net market values of other assets							
20404	Managed funds							
	LY Closing Balance					150074.97		
30/06/2023	Jnl		3		36532.21	(36532.21)		
	revaluation of investments to market value at year end							
	Closing Balance					0.00	36532.21	(36532.21)
301	Administration costs							
	LY Closing Balance					3223.00		
30/06/2023	Jnl		1	2860.00		2860.00		
	mac cmt cash receipts & pmts							
30/06/2023	Jnl		1	385.00		3245.00		
	mac cmt cash receipts & pmts							
	Closing Balance					3245.00	0.00	3245.00

Client Code: GAD101 From First to Last by Account
From 01/07/2022 To 30/06/2023

Date	Type Gp	Ref.	Debit	Credit	Balance
344	Portfolio fees				
	LY Closing Balance				5132.81
30/06/2023	Jnl	1	1650.00		1650.00
	mac cmt cash receipts & pmts				
30/06/2023	Jnl	2	3883.37		5533.37
	netwealth cash receipts & pmts for the year				
	Closing Balance		5533.37	0.00	5533.37
364	Filing fees				
	LY Closing Balance				535.00
30/06/2023	Jnl	1	290.00		290.00
	mac cmt cash receipts & pmts				
30/06/2023	Jnl	1	259.00		549.00
	mac cmt cash receipts & pmts				
	Closing Balance		549.00	0.00	549.00
550	SUPERANNUATION FUND				
55001	Unallocated Benefits Brought Forward				
	Opening Balance				0.00
01/07/2022	Jnl		110107.51		110107.51
	Year end balance forward				
01/07/2022	Jnl			110107.51	0.00
	Year end balance forward				
	Closing Balance		110107.51	110107.51	0.00
55002	Profit Earned This Year				
	Opening Balance				110107.51
01/07/2022	Jnl			110107.51	0.00
	Year end balance forward : Profit distribution				
	Closing Balance		0.00	110107.51	0.00
55003	Distribution to Members				
	Opening Balance				(110107.51)
01/07/2022	Jnl		110107.51		0.00
	Year end balance forward				
30/06/2023	Jnl	4	51478.68		51478.68
	allocation of net earnings to members for the year				
	Closing Balance		161586.19	0.00	51478.68
551	ERIC ROBERT GADSDEN				

Client Code: GAD101 From First to Last by Account
From 01/07/2022 To 30/06/2023

Date	Type	Gp	Ref.	Debit	Credit	Balance
55101	Balance at beginning of year					
	Opening Balance					(401507.45)
01/07/2022	Jnl			68370.06		(333137.39)
	Year end balance forward					
01/07/2022	Jnl				2316.32	(335453.71)
	Year end balance forward					
	Closing Balance					(335453.71)
55102	Allocated earnings					
	Opening Balance					68370.06
01/07/2022	Jnl				68370.06	0.00
	Year end balance forward					
30/06/2023	Jnl		4		31881.23	(31881.23)
	allocation of net earnings to members for the year					
	Closing Balance					(31881.23)
55105	Income tax expense on earnings					
	Opening Balance					(2316.32)
01/07/2022	Jnl			2316.32		0.00
	Year end balance forward					
30/06/2023	Jnl		5		2287.06	(2287.06)
	tax expense for the year					
	Closing Balance					(2287.06)
552	HELEN DEBORAH GADSDEN					
55201	Balance at beginning of year					
	Opening Balance					(245105.72)
01/07/2022	Jnl			41737.45		(203368.27)
	Year end balance forward					
01/07/2022	Jnl				1414.03	(204782.30)
	Year end balance forward					
01/07/2022	Jnl				1672.62	(206454.92)
	Year end balance forward					
01/07/2022	Jnl			250.89		(206204.03)
	Year end balance forward					
	Closing Balance					(206204.03)
55202	Allocated earnings					
	Opening Balance					41737.45
01/07/2022	Jnl				41737.45	0.00
	Year end balance forward					
30/06/2023	Jnl		4		19597.45	(19597.45)
	allocation of net earnings to members for the year					
	Closing Balance					(19597.45)

Client Code: GAD101 From First to Last by Account
From 01/07/2022 To 30/06/2023

Date	Type	Gp	Ref.	Debit	Credit	Balance
55205 Income tax expense on earnings						
	Opening Balance					(1414.03)
01/07/2022	Jnl			1414.03		0.00
	Year end balance forward					
30/06/2023	Jnl		5		1405.86	(1405.86)
	tax expense for the year					
	Closing Balance					(1405.86)
55207 Contributions from employer						
	Opening Balance					(1672.62)
01/07/2022	Jnl			1672.62		0.00
	Year end balance forward					
30/06/2023	Jnl		1		3171.44	(3171.44)
	mac cmt cash receipts & pmts					
	Closing Balance					(3171.44)
55210 Income tax expense on contributions						
	Opening Balance					250.89
01/07/2022	Jnl				250.89	0.00
	Year end balance forward					
30/06/2023	Jnl		5	475.72		475.72
	tax expense for the year					
	Closing Balance					475.72
680 Cash at bank						
	Opening Balance					6973.74
30/06/2023	Jnl		1	1321.59		8295.33
	mac cmt cash receipts & pmts					
	Closing Balance					8295.33
681 Netwealth portfolio account						
	Opening Balance					51581.35
30/06/2023	Jnl		2		28224.19	23357.16
	netwealth cash receipts & pmts for the year					
	Closing Balance					23357.16
789 Interest bearing securities						
78945 Perpetual pure alpha credit fund						
	Opening Balance					29170.79
30/06/2023	Jnl		3	880.69		30051.48
	reevaluation of investments to market value at year end					
	Closing Balance					30051.48

Client Code: GAD101 From First to Last by Account
From 01/07/2022 To 30/06/2023

Date	Type	Gp	Ref.	Debit	Credit	Balance
78950	Principal global credit opportunities fund					
Opening Balance						24017.23
30/06/2023	Jnl		2	5000.00		29017.23
				netwealth cash receipts & pmnts for the year		
30/06/2023	Jnl		3		270.04	28747.19
				revaluation of investments to market value at year end		
Closing Balance				5000.00	270.04	28747.19
790	Property securities					
79010	Dexus property for income fund					
Opening Balance						31216.95
30/06/2023	Jnl		2	31.84		31248.79
				netwealth cash receipts & pmnts for the year		
30/06/2023	Jnl		3		215.80	31032.99
				revaluation of investments to market value at year end		
Closing Balance				31.84	215.80	31032.99
79060	SGH property income fund					
Opening Balance						43370.24
30/06/2023	Jnl		3		390.02	42980.22
				revaluation of investments to market value at year end		
Closing Balance				0.00	390.02	42980.22
79070	Zurich property securities fund					
Opening Balance						40980.98
30/06/2023	Jnl		3	1790.04		42771.02
				revaluation of investments to market value at year end		
Closing Balance				1790.04	0.00	42771.02
791	Small Cap domestic equities					
79110	Arbdn aust small coys fund					
Opening Balance						25870.87
30/06/2023	Jnl		3	3253.51		29124.38
				revaluation of investments to market value at year end		
Closing Balance				3253.51	0.00	29124.38

Client Code: GAD101 From First to Last by Account
From 01/07/2022 To 30/06/2023

Date	Type Gp	Ref.	Debit	Credit	Balance
79150					
					Pengana emerging coys fund
					Opening Balance
					26020.14
30/06/2023	Jnl	3	636.63		26656.77
					revaluation of investments to market value at year end
					Closing Balance
			636.63	0.00	26656.77
79160					
					SGH emerging coys fund
					Opening Balance
					20032.84
30/06/2023	Jnl	2	9000.00		29032.84
					netwealth cash receipts & pmts for the year
30/06/2023	Jnl	3		2185.45	26847.39
					revaluation of investments to market value at year end
					Closing Balance
			9000.00	2185.45	26847.39
795					Large Cap domestic equities
79510					Bennelong aust equity fund
					Opening Balance
					44158.15
30/06/2023	Jnl	3	1288.88		45447.03
					revaluation of investments to market value at year end
					Closing Balance
			1288.88	0.00	45447.03
79530					First Sentier geared share fund
					Opening Balance
					42034.71
30/06/2023	Jnl	2	20000.00		62034.71
					netwealth cash receipts & pmts for the year
30/06/2023	Jnl	3	9196.09		71230.80
					revaluation of investments to market value at year end
					Closing Balance
			29196.09	0.00	71230.80
79560					Platypus aust equity fund
					Opening Balance
					40410.69
30/06/2023	Jnl	3	5735.71		46146.40
					revaluation of investments to market value at year end
					Closing Balance
			5735.71	0.00	46146.40

Client Code: GAD101 From First to Last by Account
From 01/07/2022 To 30/06/2023

Date	Type	Gp	Ref.	Debit	Credit	Balance		
79565	Perpetual concentrated equity fund							
	Opening Balance					32574.65		
30/06/2023	Jnl		2	8000.00		40574.65		
	netwealth cash receipts & pmts for the year							
30/06/2023	Jnl		3	1249.24		41823.89		
	revaluation of investments to market value at year end							
	Closing Balance					9249.24	0.00	41823.89
796	International equities							
79610	Arrowstreet global equity fund (hedged)							
	Opening Balance					11959.26		
30/06/2023	Jnl		3	1294.92		13254.18		
	revaluation of investments to market value at year end							
	Closing Balance					1294.92	0.00	13254.18
79630	Hyperion global growth coys fund							
	Opening Balance					19505.96		
30/06/2023	Jnl		2	0.01		19505.97		
	netwealth cash receipts & pmts for the year							
30/06/2023	Jnl		3	7133.04		26639.01		
	revaluation of investments to market value at year end							
	Closing Balance					7133.05	0.00	26639.01
79660	Platinum global equity fund (unhedged)							
	Opening Balance					9510.94		
30/06/2023	Jnl		3	1373.87		10884.81		
	revaluation of investments to market value at year end							
	Closing Balance					1373.87	0.00	10884.81
79665	T Rowe Price global equity fund							
	Opening Balance					19549.99		
30/06/2023	Jnl		2	2000.00		21549.99		
	netwealth cash receipts & pmts for the year							
30/06/2023	Jnl		3	3796.03		25346.02		
	revaluation of investments to market value at year end							
	Closing Balance					5796.03	0.00	25346.02

Client Code: GAD101 From First to Last by Account
From 01/07/2022 To 30/06/2023

Date	Type	Gp	Ref.	Debit	Credit	Balance
79670	Walter Scott global equity fund (hedged)					
	Opening Balance					9191.21
30/06/2023	Jnl		2	2000.00		11191.21
	netwealth cash receipts & pmts for the year					
30/06/2023	Jnl		2	2000.00		13191.21
	netwealth cash receipts & pmts for the year					
30/06/2023	Jnl		3	1125.73		14316.94
	revaluation of investments to market value at year end					
	Closing Balance			5125.73	0.00	14316.94
79690	Zurich global growth fund (unhedged)					
	Opening Balance					10047.59
30/06/2023	Jnl		2	468.12		10515.71
	netwealth cash receipts & pmts for the year					
30/06/2023	Jnl		3	839.14		11354.85
	revaluation of investments to market value at year end					
	Closing Balance			1307.26	0.00	11354.85
904	Provision for income tax					
	Opening Balance					3479.46
30/06/2023	Jnl		1		3479.46	0.00
	mac cmt cash receipts & pmts					
30/06/2023	Jnl		5	3217.20		3217.20
	tax expense for the year					
	Closing Balance			3217.20	3479.46	3217.20
999	Jobstream Selection Account					
99901	Jobstream Selection Account					
	Opening Balance					22.00
30/06/2023	Jnl		0		22.00	0.00
	rollover adj					
	Closing Balance			0.00	22.00	0.00
99999	Clearing balance					
	Opening Balance					(22.00)
30/06/2023	Jnl		0	22.00		0.00
	rollover adj					
	Closing Balance			22.00	0.00	0.00
	Debits				489912.44	
	Credits				489912.44	

Client Code: GAD101
From First to Last by Account
From 01/07/2022 To 30/06/2023

Date	Type Gp	Ref.	Debit	Credit	Balance
	No. of Accounts			41.00	
	No. of Entries			68.00	

Client Code: GAD101

Date	Type	Grp	Ref	Account	Description	Amount	Bal2	Narration
01/07/2022	Jnl			55002	Profit Earned This Year	(110107.51)	-	Year end balance forward : Profit distribution
01/07/2022	Jnl			55001	Unallocated Benefits Brought Forward	110107.51	-	Year end balance forward
01/07/2022	Jnl			55003	Distribution to Members	110107.51	-	Year end balance forward
01/07/2022	Jnl			55001	Unallocated Benefits Brought Forward	(110107.51)	-	Year end balance forward
01/07/2022	Jnl			55102	Allocated earnings	(68370.06)	-	Year end balance forward
01/07/2022	Jnl			55101	Balance at beginning of year	68370.06	-	Year end balance forward
01/07/2022	Jnl			55105	Income tax expense on earnings	2316.32	-	Year end balance forward
01/07/2022	Jnl			55101	Balance at beginning of year	(2316.32)	-	Year end balance forward
01/07/2022	Jnl			55202	Allocated earnings	(41737.45)	-	Year end balance forward
01/07/2022	Jnl			55201	Balance at beginning of year	41737.45	-	Year end balance forward
01/07/2022	Jnl			55205	Income tax expense on earnings	1414.03	-	Year end balance forward
01/07/2022	Jnl			55201	Balance at beginning of year	(1414.03)	-	Year end balance forward
01/07/2022	Jnl			55207	Contributions from employer	1672.62	-	Year end balance forward
01/07/2022	Jnl			55201	Balance at beginning of year	(1672.62)	-	Year end balance forward
01/07/2022	Jnl			55210	Income tax expense on contributions	(250.89)	-	Year end balance forward
01/07/2022	Jnl			55201	Balance at beginning of year	250.89	-	Year end balance forward
30/06/2023	Jnl		0	99999	Clearing balance	22.00	-	rollover adj
30/06/2023	Jnl		0	99901	Jobstream Selection Account	(22.00)	-	rollover adj
30/06/2023	Jnl		1	680	Cash at bank	1321.59	-	mac cmt cash receipts & pmts
30/06/2023	Jnl		1	19902	Macquarie CMT	(114.69)	-	mac cmt cash receipts & pmts
30/06/2023	Jnl		1	364	Filing fees	290.00	-	mac cmt cash receipts & pmts
30/06/2023	Jnl		1	301	Administration costs	2860.00	-	mac cmt cash receipts & pmts
30/06/2023	Jnl		1	904	Provision for income tax	(3479.46)	-	mac cmt cash receipts & pmts
30/06/2023	Jnl		1	364	Filing fees	259.00	-	mac cmt cash receipts & pmts
30/06/2023	Jnl		1	301	Administration costs	385.00	-	mac cmt cash receipts & pmts
30/06/2023	Jnl		1	344	Portfolio fees	1650.00	-	mac cmt cash receipts & pmts

Client Code: GAD101

Date	Type	Grp	Ref	Account	Description	Amount	Bal12	Narration
30/06/2023	Jnl		1	55207	Contributions from employer	(3171.44)	-	mac cmt cash receipts & pmnts
30/06/2023	Jnl		2	681	Netwealth portfolio account	(28224.19)	-	netwealth cash receipts & pmnts for the year
30/06/2023	Jnl		2	79665	T Rowe Price global equity fund	2000.00	-	netwealth cash receipts & pmnts for the year
30/06/2023	Jnl		2	79160	SGH emerging coys fund	9000.00	-	netwealth cash receipts & pmnts for the year
30/06/2023	Jnl		2	79530	First Sentier geared share fund	20000.00	-	netwealth cash receipts & pmnts for the year
30/06/2023	Jnl		2	79565	Perpetual concentrated equity fund	8000.00	-	netwealth cash receipts & pmnts for the year
30/06/2023	Jnl		2	78950	Principal global credit opportunities fund	5000.00	-	netwealth cash receipts & pmnts for the year
30/06/2023	Jnl		2	79670	Walter Scott global equity fund (hedged)	2000.00	-	netwealth cash receipts & pmnts for the year
30/06/2023	Jnl		2	79670	Walter Scott global equity fund (hedged)	2000.00	-	netwealth cash receipts & pmnts for the year
30/06/2023	Jnl		2	79630	Hyperion global growth coys fund	0.01	-	netwealth cash receipts & pmnts for the year
30/06/2023	Jnl		2	19901	Netwealth managed portfolio	(181.36)	-	netwealth cash receipts & pmnts for the year
30/06/2023	Jnl		2	344	Portfolio fees	3883.37	-	netwealth cash receipts & pmnts for the year
30/06/2023	Jnl		2	19901	Netwealth managed portfolio	(180.50)	-	netwealth cash receipts & pmnts for the year
30/06/2023	Jnl		2	19720	Netwealth managed portfolio	(23797.29)	-	netwealth cash receipts & pmnts for the year
30/06/2023	Jnl		2	79690	Zurich global		-	netwealth cash receipts & pmnts for the year

Client Code: GAD101

Date	Type	Grp	Ref	Account	Description	Amount	Bal2	Narration
30/06/2023	Jnl		2	79010	growth fund (unhedged)	468.12	-	netwealth cash receipts & pmnts for the year
30/06/2023	Jnl		3	79610	Dexus property for income fund	31.84	-	netwealth cash receipts & pmnts for the year
30/06/2023	Jnl		3	79510	Arrowstreet global equity fund (hedged)	1294.92	-	revaluation of investments to market value at year end
30/06/2023	Jnl		3	79510	Benelong aust equity fund	1288.88	-	revaluation of investments to market value at year end
30/06/2023	Jnl		3	79010	Dexus property for income fund	(215.80)	-	revaluation of investments to market value at year end
30/06/2023	Jnl		3	79530	First Sentier geared share fund	9196.09	-	revaluation of investments to market value at year end
30/06/2023	Jnl		3	79630	Hyperion global growth coys fund	7133.04	-	revaluation of investments to market value at year end
30/06/2023	Jnl		3	79150	Pergana emerging coys fund	636.63	-	revaluation of investments to market value at year end
30/06/2023	Jnl		3	79565	Perpetual concentrated equity fund	1249.24	-	revaluation of investments to market value at year end
30/06/2023	Jnl		3	78945	Perpetual pure alpha credit fund	880.69	-	revaluation of investments to market value at year end
30/06/2023	Jnl		3	79660	Platinum global equity fund (unhedged)	1373.87	-	revaluation of investments to market value at year end
30/06/2023	Jnl		3	79560	Platypus aust equity fund	5735.71	-	revaluation of investments to market value at year end
30/06/2023	Jnl		3	78950	Principal global credit opportunities fund	(270.04)	-	revaluation of investments to market value at year end
30/06/2023	Jnl		3	79110	Arbdn aust small coys fund	3253.51	-	revaluation of investments to market value at year end

Client Code: GAD101

Date	Type	Grp	Ref	Account	Description	Amount	Bal12	Narration
30/06/2023	Jnl		3	79160	SGH emerging coys fund	(2185.45)	-	revaluation of investments to market value at year end
30/06/2023	Jnl		3	79060	SGH property income fund	(390.02)	-	revaluation of investments to market value at year end
30/06/2023	Jnl		3	79665	T Rowe Price global equity fund	3796.03	-	revaluation of investments to market value at year end
30/06/2023	Jnl		3	79670	Walter Scott global equity fund (hedged)	1125.73	-	revaluation of investments to market value at year end
30/06/2023	Jnl		3	79070	Zurich property securities fund	1790.04	-	revaluation of investments to market value at year end
30/06/2023	Jnl		3	79690	Zurich global growth fund (unhedged)	839.14	-	revaluation of investments to market value at year end
30/06/2023	Jnl		3	20404	Managed funds	(36532.21)	-	revaluation of investments to market value at year end
30/06/2023	Jnl		4	55003	Distribution to Members	51478.68	-	allocation of net earnings to members for the year
30/06/2023	Jnl		4	55102	Allocated earnings	(31881.23)	-	allocation of net earnings to members for the year
30/06/2023	Jnl		4	55202	Allocated earnings	(19597.45)	-	allocation of net earnings to members for the year
30/06/2023	Jnl		5	55210	Income tax expense on contributions	475.72	-	tax expense for the year
30/06/2023	Jnl		5	55105	Income tax expense on earnings	(2287.06)	-	tax expense for the year
30/06/2023	Jnl		5	55205	Income tax expense on earnings	(1405.86)	-	tax expense for the year
30/06/2023	Jnl		5	904	Provision for income tax	3217.20	-	tax expense for the year

Debits: 489912.44
Credits: (489912.44)
Total: -

No. Trans: 68

GADSDEN SUPERANNUATION FUND
MEMBERS ACCOUNTS
AS AT 30 JUNE 2023

MEMBER	ERIC GADSDEN	HELEN GADSDEN	INVESTMENT FLUCTUATION RESERVE	TOTAL
OPENING BALANCE	335,453.67	206,204.04	0.00	541,657.71
EMPLOYER CONTRIBUTIONS	0.00	3,171.44	0.00	3,171.44
MEMBER CONTRIBUTIONS	0.00	0.00	0.00	0.00
TAX APPLICABLE TO CONTRIBUTIONS	0.00	-475.72	0.00	-475.72
SURCHARGE ON CONTRIBUTIONS	0.00	0.00	0.00	0.00
BENEFITS TRANSFERRED IN	0.00	0.00	0.00	0.00
SHARE OF PROFIT	31,881.23	19,597.45	0.00	51,478.68
TAX APPLICABLE TO PROFIT	2,287.06	1,405.86	0.00	3,692.92
BENEFITS PAID OUT	0.00	0.00	0.00	0.00
TOTAL MEMBERS ACCOUNT	369,621.96	229,903.07	0.00	599,525.03
REPRESENTED BY				
TAX FREE COMPONENT				
CONTRIBUTIONS SEGMENT	0.00	2,417.80	0.00	2,417.80
CRYSTALLISED SEGMENT	0.00	665.25	0.00	665.25
TAXABLE COMPONENT				
TAXED ELEMENT	369,621.96	226,820.02	0.00	596,441.98
UNTAXED ELEMENT (INSURANCE COMPONENT)	0.00	0.00	0.00	0.00
TOTAL MEMBERS BENEFIT	369,621.96	229,903.07	0.00	599,525.03
ELIGIBLE SERVICE PERIOD				
DATE OF BIRTH	20/06/1961	13/08/1966		
AGE - 30 JUNE 2023	62	56		
PERIOD START DATE	20/07/1987	06/06/1988		
PRE JUNE 1983 DAYS	0	0		
POST JUNE 1983 DAYS	13,129	12,807		
TOTAL SERVICE DAYS - 30/06/23	13,129	12,807		
MEMBERS RBL LIMIT - LUMP SUM	648,946.00	648,946.00		
EXCESS BENEFITS	0.00	0.00		
MEMBERS RBL LIMIT - PENSION	1,297,886.00	1,297,886.00		
EXCESS BENEFITS	0.00	0.00		

KEY NOTES & FORMULAS

CONTRIBUTIONS SEGMENT			
OPENING BALANCE - 01/07/2022	0.00		2,417.80
EXTERNAL FUND TRANSFERS	0.00		0.00
MEMBERS CONTRIBUTIONS	0.00		0.00
LESS: BENEFITS PAID/ TRANSFERS OUT	0.00		0.00
	0.00		2,417.80
CRYSTALLISED SEGMENT			
UNDEDUCTED CONTRIBUTIONS - PRE 1/7/07	0.00		665.25
PRE JULY 1983 COMPONENT - PRE 1/7/07	0.00		0.00
EXTERNAL FUND TRANSFERS	0.00		0.00
CGT EXEMPT COMPONENT	0.00		0.00
CONCESSIONAL COMPONENT	0.00		0.00
POST JUNE 1994 INVALIDITY COMPONENT	0.00		0.00
LESS: BENEFITS PAID/ TRANSFERS OUT	0.00		0.00
	0.00		665.25
TAXABLE COMPONENT (TAXED ELEMENT)			
MEMBERS ACCOUNT BALANCE - 30/06/23	369,621.96		229,903.07
LESS: CONTRIBUTIONS SEGMENT	0.00		-2,417.80
LESS: CRYSTALLISED SEGMENT	0.00		-665.25
	369,621.96		226,820.02

NOTES

The following link should be used to verify the calculation of the crystallised segment as at 30 June 2007
<http://calculators.ato.gov.au/scripts/axos/axos.asp?CONTEXT=&KBS=SCC.xr4&go=ok>

GADSDEN SUPERANNUATION FUND
MEMBERS ACCOUNTS
AS AT 30 JUNE 2023

EMPLOYERS CONTRIBUTIONS	ERIC GADSDEN	HELEN GADSDEN	TOTAL
JULY 2022	0.00	308.84	0.00
AUGUST 2022	0.00	237.24	0.00
SEPTEMBER 2022	0.00	0.87	0.00
OCTOBER 2022	0.00	0.00	0.00
NOVEMBER 2022	0.00	12.19	0.00
DECEMBER 2022	0.00	230.62	0.00
JANUARY 2023	0.00	369.55	0.00
FEBRUARY 2023	0.00	299.95	0.00
MARCH 2023	0.00	385.21	0.00
APRIL 2023	0.00	385.83	0.00
MAY 2023	0.00	497.61	0.00
JUNE 2023	0.00	443.53	0.00
TOTAL EMPLOYER CONTRIBUTIONS	0.00	3,171.44	0.00

GADSDEN SUPERANNUATION FUND
 MEMBERS ACCOUNTS
 AS AT 30 JUNE 2023

EARNINGS RATE	2023	2022	2021	2020	2019	2018	2017
OPENING BALANCE OF FUND	541,657.71	646,613.14	525,619.61	614,905.94	590,239.19	510,640.33	483,600.78
NET FUND EARNINGS							
EARNINGS FOR YEAR	51,478.68	-110,107.51	118,312.31	-95,003.91	18,703.09	79,980.21	23,020.74
TAX APPLICABLE TO EARNINGS	3,692.92	3,730.35	1,618.39	2,726.95	4,655.42	-2,707.58	1,577.40
NET FUND EARNINGS	55,171.60	-106,377.16	119,930.70	-92,276.96	23,358.51	77,272.63	24,598.14
AVERAGE EARNING RATE	10.19%	-16.45%	22.82%	-15.01%	3.96%	15.13%	5.09%

AVERAGE 5 YEAR RATE 1.10% 2.09% 6.40% 2.41% 6.56% 8.12% 7.89%

GADSDEN SUPERANNUATION FUND
 INCOME TAX EXPENSE CALCULATION WORKSHEET
 FOR THE YEAR ENDED 30 JUNE 2023

DESCRIPTION	INCOME TAX EXPENSE		PROVISION FOR TAX	FUTURE INCOME TAX BENEFIT		PROVISION FOR DEFERRED TAX		
	EXPENSE			OPENING BALANCE	MOVEMENT	OPENING BALANCE	MOVEMENT	CLOSING BALANCE
ACCRUED BENEFITS								
FROM OPERATIONS	54,650.00		-54,650.00					
PERMANENT DIFFERENCES								
LOSSES RECOUPED	0.00		0.00					
IMPUTATION CREDITS	4,507.00		-4,507.00					
FOREIGN TAX CREDITS	231.00		-231.00					
WITHHOLDING TAX	0.00		0.00					
NON ASSESSABLE PORTION OF TRUST DISTRIBUTIONS	0.00		0.00					
NON ASSESSABLE TRUST								
CAPITAL GAINS	-11,363.00		11,363.00					
NON ASSESSABLE PORTION OF REALISED CAPITAL GAINS	0.00		0.00					
NON ASSESSABLE PORTION OF UNREALISED CAPITAL GAINS	0.00		0.00					
MEMBER CONTRIBUTIONS	0.00		0.00					
1/3 DISCOUNT ON UNREALISED CAPITAL GAINS	-12,629.00		12,629.00					
TIMING DIFFERENCES								
TAX DEFERRED TRUST DISTRIBUTIONS			1,355.00			48,451.00	-25,258.00	23,193.00
UNREALISED CAPITAL GAINS			36,532.00					
CAPITAL LOSSES								
OPENING BALANCE			0.00			0.00	0.00	0.00
CLOSING BALANCE								
less PERMANENT DIFFERENCE								
DISC ON UNREALISED CAP GAINS			-12,629.00					
TOTAL ASSESSABLE INCOME	35,396.00		-10,138.00	0.00	0.00	48,451.00	-25,258.00	23,193.00
TAX PAYABLE AT 15%	5,309.40		-1,520.70	0.00	0.00	7,267.65	-3,788.70	3,478.95
IMPUTATION CREDITS	-4,507.38		4,507.38					
FOREIGN TAX CREDITS	-230.52		230.52					
TFN TAX	0.00		0.00					
TOTAL TAX PAYABLE	571.50		3,217.20	0.00	0.00	7,267.65	-3,788.70	3,478.95

MANAGED FUND TAX ADJUSTMENTS	IMPUTATION CREDITS	FOREIGN TAX CREDITS	TAX FREE INCOME	TAX DEF INCOME	DISCOUNT CAP GAINS	TFN TAX
B/FWD PREVIOUS YEAR	0.00	0.00	0.00	0.00	0.00	0.00
MAPLE BROWN ABBOTT MANAGED FUN	0.00	0.00	0.00	0.00	0.00	0.00
ADVANCE MANAGED FUNDS	0.00	0.00	0.00	0.00	0.00	0.00
APN MANAGED FUNDS	0.00	0.00	0.00	0.00	0.00	0.00
CHALLENGER MANAGED FUNDS	0.00	0.00	0.00	0.00	0.00	0.00
COLONIAL MANAGED FUNDS - NO 1	0.00	0.00	0.00	0.00	0.00	0.00
COLONIAL MANAGED FUNDS - NO 2	0.00	0.00	0.00	0.00	0.00	0.00
NET WEALTH MANAGED PORTFOLIO	4,507.38	230.52	0.00	1,354.92	11,362.64	0.00
ING MANAGED FUNDS	0.00	0.00	0.00	0.00	0.00	0.00
HOTELS INVESTMENT TRUST NO 2	0.00	0.00	0.00	0.00	0.00	0.00
PERPETUAL MANAGED FUNDS	0.00	0.00	0.00	0.00	0.00	0.00
C/FWD END OF YEAR	0.00	0.00	0.00	0.00	0.00	0.00
TOTALS	4,507.38	230.52	0.00	1,354.92	11,362.64	0.00

DEFERRED TAX LIABILITY PROOF

ASSETS - MARKET VALUE @ 30/06/2023

DIRECT EQUITIES	0.00
MANAGED FUNDS	564,655.32
TOTAL ASSETS - MARKET VALUE	564,655.32

ASSETS - COST

DIRECT EQUITIES	0.00
MANAGED FUNDS	610,020.66
TOTAL ASSETS - COST	610,020.66

NET INCREMENT TO 30/06/2023

-45,365.34

TOTAL

TAX DEFERRED INCOME C/FWD

REDEEMED

YEAR

YEAR

YEAR

YEAR

YEAR

PRE 2020

YEAR

YEAR

YEAR

B/FWD PREVIOUS YEAR

0.00

MAPLE BROWN ABBOTT MANAGED FUN

0.00

ADVANCE MANAGED FUNDS

0.00

APN MANAGED FUNDS

3,190.17

CHALLENGER MANAGED FUNDS

551.14

COLONIAL MANAGED FUNDS - NO 1

3,437.50

COLONIAL MANAGED FUNDS - NO 2

430.34

NET WEALTH MANAGED PORTFOLIO

0.00

ING MANAGED FUNDS

6,055.46

HOTELS INVESTMENT TRUST NO 2

0.00

PERPETUAL MANAGED FUNDS

188.78

C/FWD END OF YEAR

0.00

TOTALS

13,926.58

TOTAL UNREALISED INCOME

-34,789.79

CGT CONCESSION APPLIED - 1/3

-11,596.60

TOTAL UNREALISED TAXABLE INCOME

-23,193.19

TAX RATE APPLIED - 15%

-3,478.98

DIFFERENCE

-0.03



Income tax 551

Date generated	21 August 2023
Overdue	\$0.00
Not yet due	\$0.00
Balance	\$0.00

Transactions

2 results found - from 01 July 2022 to 21 August 2023 sorted by processed date ordered newest to oldest

Processed date	Effective date	Description	Debit (DR)	Credit (CR)	Balance
11 Nov 2022	16 Nov 2022	EFT refund for Income Tax for the period from 01 Jul 21 to 30 Jun 22	\$3,220.46		\$0.00
11 Nov 2022	11 Nov 2022	Tax return Self Man Superfund - Income Tax for the period from 01 Jul 21 to 30 Jun 22		\$3,220.46	\$3,220.46 CR



Australian Government
Australian Taxation Office


Agent STIRLING WARTON TAYLOR PTY
LIMITED
Client GADSDEN SUPERANNUATION
FUND
ABN 72 870 467 950
TFN 807 388 950

Activity statement 001

Date generated	21 August 2023
Overdue	\$0.00
Not yet due	\$0.00
Balance	\$0.00

Transactions

0 results found - from 01 July 2022 to 21 August 2023 sorted by **processed date** ordered **newest to oldest**



Macquarie Cash Management Account

MACQUARIE BANK LIMITED
ABN 46 008 583 542 AFSL 237502

enquiries 1800 806 310
transact@macquarie.com
www.macquarie.com.au

GPO Box 2520
Sydney, NSW 2001



GADSDEN SECURITIES PTY LTD
GPO BOX 7019
SYDNEY NSW 2001

1 Shelley Street
Sydney, NSW 2000

account balance **\$8,295.33**
as at 30 Jun 23

account name GADSDEN SECURITIES PTY LTD ATF
GADSDEN SUPER FUND
account no. 121161335

transaction	description	debits	credits	balance
31.05.23	OPENING BALANCE			7,834.69
14.06.23	Deposit QUICKSUPER QUICKSPR3499474431		443.53	8,278.22
30.06.23	Interest MACQUARIE CMA INTEREST PAID*		17.11	8,295.33
	CLOSING BALANCE AS AT 30 JUN 23	0.00	460.64	8,295.33

* Stepped interest rates for the period 1 June to 22 June: balances \$0.00 to \$4,999.99 earned 2.50% balances \$5,000.00 and above earned 2.50%pa (22 days); 23 June to 30 June: balances \$0.00 to \$4,999.99 earned 2.75% balances \$5,000.00 and above earned 2.75%pa (8 days)

how to make a transaction

online
Log in to www.macquarie.com.au/personal

by phone
Call 133 275 to make a phone transaction

transfers from another bank account
Transfer funds from another bank to this account:
BSB 182 222
ACCOUNT NO. 121161335

deposits using BPay
From another bank



Bill code: 20206
Ref: 121 161 335

continued on next



Macquarie Cash Management Account

enquiries 1800 806 310

account name GADSDEN SECURITIES PTY LTD ATF
GADSDEN SUPER FUND
account no. 121161335

Please note the following financial services companies and/or financial advisers have authority on your account.

Name	Authority Type
TAYLOR ROBERT M STIRLING WARTON TAYLOR PTY LTD	Enquiry authority


Authority descriptions

Enquiry authority - you have authorised the third party to have access to information about your account.

Please consider carefully who you appoint as a third party authority on your account as we may follow their instructions as if they were yours. It is important that you understand this risk and carefully consider what level of authority you give to them. For more information on third party authority levels search 'Macquarie Help' in your browser to find our Help Centre.

annual interest summary 2022/2023

INTEREST PAID	114.69
TOTAL INCOME PAID	114.69



Macquarie Cash Management Account

MACQUARIE BANK LIMITED
ABN 46 008 583 542 AFSL 237502

enquiries 1800 806 310
transact@macquarie.com
www.macquarie.com.au

GPO Box 2520
Sydney, NSW 2001



GADSDEN SECURITIES PTY LTD
GPO BOX 7019
SYDNEY NSW 2001

1 Shelley Street
Sydney, NSW 2000

account balance **\$7,834.69**
as at 31 May 23

account name GADSDEN SECURITIES PTY LTD ATF
GADSDEN SUPER FUND
account no. 121161335

transaction	description	debits	credits	balance
28.04.23	OPENING BALANCE			7,320.94
15.05.23	Deposit QUICKSUPER QUICKSPR3476592189		497.61	7,818.55
31.05.23	Interest MACQUARIE CMA INTEREST PAID*		16.14	7,834.69
	CLOSING BALANCE AS AT 31 MAY 23	0.00	513.75	7,834.69

* Stepped interest rates for the period 29 April to 18 May: balances \$0.00 to \$4,999.99 earned 2.25% balances \$5,000.00 and above earned 2.25%pa (20 days); 19 May to 31 May: balances \$0.00 to \$4,999.99 earned 2.50% balances \$5,000.00 and above earned 2.50%pa (13 days)

how to make a transaction

online
Log in to www.macquarie.com.au/personal

by phone
Call 133 275 to make a phone transaction

transfers from another bank account
Transfer funds from another bank to this account:
BSB 182 222
ACCOUNT NO. 121161335

deposits using BPay
From another bank



Billers code: 20206
Ref: 121 161 335

continued on next



Macquarie Cash Management Account

MACQUARIE BANK LIMITED
ABN 46 008 583 542 AFSL 237502

enquiries 1800 806 310
transact@macquarie.com
www.macquarie.com.au

GPO Box 2520
Sydney, NSW 2001

1 Shelley Street
Sydney, NSW 2000



015 16467

GADSDEN SECURITIES PTY LTD
GPO BOX 7019
SYDNEY NSW 2001

account balance **\$7,320.94**
as at 28 Apr 23

account name GADSDEN SECURITIES PTY LTD ATF
GADSDEN SUPER FUND
account no. 121161335

transaction	description	debits	credits	balance
31.03.23	OPENING BALANCE			6,922.77
14.04.23	Deposit QUICKSUPER QUICKSPR3453733124		385.83	7,308.60
28.04.23	Interest MACQUARIE CMA INTEREST PAID*		12.34	7,320.94
	CLOSING BALANCE AS AT 28 APR 23	0.00	398.17	7,320.94

* Stepped interest rates for the period 1 April to 28 April: balances \$0.00 to \$4,999.99 earned 2.25% balances \$5,000.00 and above earned 2.25%pa (28 days)

how to make a transaction

online
Log in to www.macquarie.com.au/personal

by phone
Call 133 275 to make a phone transaction


transfers from another bank account
Transfer funds from another bank to this account:
BSB 182 222
ACCOUNT NO. 121161335

deposits using BPay
From another bank



Billers code: 20206
Ref: 121 161 335

continued on next



MACQUARIE

Macquarie Cash Management Account

MACQUARIE BANK LIMITED
ABN 46 008 583 542 AFSL 237502enquiries 1800 806 310
transact@macquarie.com
www.macquarie.com.auGPO Box 2520
Sydney, NSW 20011 Shelley Street
Sydney, NSW 2000

015 6239

GADSDEN SECURITIES PTY LTD
GPO BOX 7019
SYDNEY NSW 2001account balance **\$6,922.77**
as at 31 Mar 23account name GADSDEN SECURITIES PTY LTD ATF
GADSDEN SUPER FUND
account no. 121161335

transaction	description	debits	credits	balance
28.02.23	OPENING BALANCE			6,525.10
13.03.23	Deposit		QUICKSUPER QUICKSPR3429747893 385.21	6,910.31
31.03.23	Interest		MACQUARIE CMA INTEREST PAID* 12.46	6,922.77
	CLOSING BALANCE AS AT 31 MAR 23	0.00	397.67	6,922.77

* Stepped interest rates for the period 1 March to 21 March: balances \$0.00 to \$4,999.99 earned 2.10%
balances \$5,000.00 and above earned 2.10%pa (21 days); 22 March to 31 March: balances \$0.00 to
\$4,999.99 earned 2.25% balances \$5,000.00 and above earned 2.25%pa (10 days)

how to make a transaction

online

Log in to www.macquarie.com.au/personal

by phone

Call 133 275 to make a phone transaction

transfers from another bank account

Transfer funds from another bank to this account:
BSB 182 222
ACCOUNT NO. 121161335

deposits using BPay

From another bank



Biller code: 20206 Ref: 121 161 335
--

continued on next




Macquarie Cash Management Account

MACQUARIE BANK LIMITED
ABN 46 008 583 542 AFSL 237502

enquiries 1800 806 310
transact@macquarie.com
www.macquarie.com.au

GPO Box 2520
Sydney, NSW 2001

1 Shelley Street
Sydney, NSW 2000



GADSDEN SECURITIES PTY LTD
GPO BOX 7019
SYDNEY NSW 2001

account balance **\$6,525.10**
as at 28 Feb 23

account name GADSDEN SECURITIES PTY LTD ATF
GADSDEN SUPER FUND
account no. 121161335

transaction	description	debits	credits	balance
31.01.23	OPENING BALANCE			6,215.26
14.02.23	Deposit QUICKSUPER QUICKSPR3409821 898		299.95	6,515.21
28.02.23	Interest MACQUARIE CMA INTEREST PAID*		9.89	6,525.10
CLOSING BALANCE AS AT 28 FEB 23		0.00	309.84	6,525.10

* Stepped interest rates for the period 1 February to 21 February: balances \$0.00 to \$4,999.99 earned 2.00%
balances \$5,000.00 and above earned 2.00%pa (21 days); 22 February to 28 February: balances \$0.00 to
\$4,999.99 earned 2.10% balances \$5,000.00 and above earned 2.10%pa (7 days)

how to make a transaction

online
Log in to www.macquarie.com.au/personal

by phone
Call 133 275 to make a phone transaction


transfers from another bank account
Transfer funds from another bank to this account:
BSB 182 222
ACCOUNT NO. 121161335

deposits using BPay
From another bank



Billers code: 20206
Ref: 121 161 335

continued on next



Macquarie Cash Management Account

MACQUARIE BANK LIMITED
ABN 46 008 583 542 AFSL 237502

enquiries 1800 806 310
transact@macquarie.com
www.macquarie.com.au

GPO Box 2520
Sydney, NSW 2001

1 Shelley Street
Sydney, NSW 2000



015 17063

GADSDEN SECURITIES PTY LTD
GPO BOX 7019
SYDNEY NSW 2001

account balance **\$6,215.26**
as at 31 Jan 23

account name GADSDEN SECURITIES PTY LTD ATF
GADSDEN SUPER FUND
account no. 121161335

transaction	description	debits	credits	balance
30.12.22	OPENING BALANCE			5,835.15
16.01.23	Deposit QUICKSUPER QUICKSPR3388928240		369.55	6,204.70
31.01.23	Interest MACQUARIE CMA INTEREST PAID*		10.56	6,215.26
	CLOSING BALANCE AS AT 31 JAN 23	0.00	380.11	6,215.26

* Stepped interest rates for the period 31 December to 31 January: balances \$0.00 to \$4,999.99 earned 2.00%
balances \$5,000.00 and above earned 2.00%pa (32 days)

how to make a transaction

online
Log in to www.macquarie.com.au/personal

by phone
Call 133 275 to make a phone transaction

transfers from another bank account
Transfer funds from another bank to this account:
BSB 182 222
ACCOUNT NO. 121161335

deposits using BPay
From another bank



Billers code: 20206
Ref: 121 161 335

continued on next




Macquarie Cash Management Account

MACQUARIE BANK LIMITED
ABN 46 008 583 542 AFSL 237502

enquiries 1800 806 310
transact@macquarie.com
www.macquarie.com.au

GPO Box 2520
Sydney, NSW 2001

1 Shelley Street
Sydney, NSW 2000



GADSDEN SECURITIES PTY LTD
GPO BOX 7019
SYDNEY NSW 2001

account balance **\$5,835.15**
as at 30 Dec 22

account name GADSDEN SECURITIES PTY LTD ATF
GADSDEN SUPER FUND
account no. 121161335

transaction	description	debits	credits	balance
30.11.22	OPENING BALANCE			5,595.66
14.12.22	Deposit QUICKSUPER QUICKSPR3367892230		230.62	5,826.28
30.12.22	Interest MACQUARIE CMA INTEREST PAID*		8.87	5,835.15
CLOSING BALANCE AS AT 30 DEC 22		0.00	239.49	5,835.15

* Stepped interest rates for the period 1 December to 15 December: balances \$0.00 to \$4,999.99 earned 1.75% balances \$5,000.00 and above earned 1.75%pa (15 days); 16 December to 30 December: balances \$0.00 to \$4,999.99 earned 2.00% balances \$5,000.00 and above earned 2.00%pa (15 days)

how to make a transaction

online
Log in to www.macquarie.com.au/personal

by phone
Call 133 275 to make a phone transaction


transfers from another bank account
Transfer funds from another bank to this account:
BSB 182 222
ACCOUNT NO. 121161335

deposits using BPay
From another bank



Bill code: 20206
Ref: 121 161 335

continued on next



Macquarie Cash Management Account

MACQUARIE BANK LIMITED
ABN 46 008 583 542 AFSL 237502

enquiries 1800 806 310
transact@macquarie.com
www.macquarie.com.au

GPO Box 2520
Sydney, NSW 2001

1 Shelley Street
Sydney, NSW 2000



015 5568

GADSDEN SECURITIES PTY LTD
GPO BOX 7019
SYDNEY NSW 2001

account balance **\$5,595.66**
as at 30 Nov 22

account name GADSDEN SECURITIES PTY LTD ATF
GADSDEN SUPER FUND
account no. 121161335

transaction	description	debits	credits	balance
31.10.22	OPENING BALANCE			5,504.51
03.11.22	Cheque CHEQUE WITHDRAWAL 000142	290.00		5,214.51
15.11.22	Deposit QUICKSUPER QUICKSPR3346514560		12.19	5,226.70
16.11.22	Deposit ATO ATO001000017833286		3,220.46	8,447.16
25.11.22	Cheque CHEQUE WITHDRAWAL 000144	2,860.00		5,587.16
30.11.22	Interest MACQUARIE CMA INTEREST PAID*		8.50	5,595.66
CLOSING BALANCE AS AT 30 NOV 22		3,150.00	3,241.15	5,595.66

* Stepped interest rates for the period 1 November to 15 November: balances \$0.00 to \$4,999.99 earned 1.50% balances \$5,000.00 and above earned 1.50%pa (15 days); 16 November to 30 November: balances \$0.00 to \$4,999.99 earned 1.75% balances \$5,000.00 and above earned 1.75%pa (15 days)

how to make a transaction

online
Log in to www.macquarie.com.au/personal

by phone
Call 133 275 to make a phone transaction

transfers from another bank account
Transfer funds from another bank to this account:
BSB 182 222
ACCOUNT NO. 121161335

deposits using BPay
From another bank



Bill code: 20206
Ref: 121 161 335

continued on next



MACQUARIE

Macquarie Cash Management Account

MACQUARIE BANK LIMITED
ABN 46 008 583 542 AFSL 237502enquiries 1800 806 310
transact@macquarie.com
www.macquarie.com.auGPO Box 2520
Sydney, NSW 2001

015 17576

GADSDEN SECURITIES PTY LTD
GPO BOX 7019
SYDNEY NSW 20011 Shelley Street
Sydney, NSW 2000account balance **\$5,504.51**
as at 31 Oct 22account name GADSDEN SECURITIES PTY LTD ATF
GADSDEN SUPER FUND
account no. 121161335

transaction	description	debits	credits	balance
30.09.22	OPENING BALANCE			5,882.65
26.10.22	Cheque CHEQUE WITHDRAWAL 000143	385.00		5,497.65
31.10.22	Interest MACQUARIE CMA INTEREST PAID*		6.86	5,504.51
	CLOSING BALANCE AS AT 31 OCT 22	385.00	6.86	5,504.51

* Stepped interest rates for the period 1 October to 13 October: balances \$0.00 to \$4,999.99 earned 1.25%
balances \$5,000.00 and above earned 1.25%pa (13 days); 14 October to 31 October: balances \$0.00 to
\$4,999.99 earned 1.50% balances \$5,000.00 and above earned 1.50%pa (18 days)

how to make a transaction

online

Log in to www.macquarie.com.au/personal

by phone

Call 133 275 to make a phone transaction

transfers from another bank account

Transfer funds from another bank to this account:

BSB 182 222

ACCOUNT NO. 121161335

deposits using BPay

From another bank



Billers code: 20206

Ref: 121 161 335

continued on next



MACQUARIE

Macquarie Cash Management Account

MACQUARIE BANK LIMITED
ABN 46 008 583 542 AFSL 237502enquiries 1800 806 310
transact@macquarie.com
www.macquarie.com.auGPO Box 2520
Sydney, NSW 20011 Shelley Street
Sydney, NSW 2000

015 6851

GADSDEN SECURITIES PTY LTD
GPO BOX 7019
SYDNEY NSW 2001account balance **\$5,882.65**
as at 30 Sep 22account name GADSDEN SECURITIES PTY LTD ATF
GADSDEN SUPER FUND
account no. 121161335

transaction	description	debits	credits	balance
31.08.22	OPENING BALANCE			5,876.68
14.09.22	Deposit		QUICKSUPER QUICKSPR3298537699 0.87	5,877.55
30.09.22	Interest		MACQUARIE CMA INTEREST PAID* 5.10	5,882.65
	CLOSING BALANCE AS AT 30 SEP 22	0.00	5.97	5,882.65

* Stepped interest rates for the period 1 September to 15 September: balances \$0.00 to \$4,999.99 earned 0.90% balances \$5,000.00 and above earned 0.90%pa (15 days); 16 September to 30 September: balances \$0.00 to \$4,999.99 earned 1.25% balances \$5,000.00 and above earned 1.25%pa (15 days)

how to make a transaction

online

Log in to www.macquarie.com.au/personal

by phone

Call 133 275 to make a phone transaction

transfers from another bank account

Transfer funds from another bank to this account:
BSB 182 222
ACCOUNT NO. 121161335

deposits using BPay

From another bank

Billers code: 20206
Ref: 121 161 335

continued on next



Macquarie Cash Management Account

MACQUARIE BANK LIMITED
ABN 46 008 583 542 AFSL 237502

enquiries 1800 806 310
transact@macquarie.com
www.macquarie.com.au

GPO Box 2520
Sydney, NSW 2001

1 Shelley Street
Sydney, NSW 2000



GADSDEN SECURITIES PTY LTD
GPO BOX 7019
SYDNEY NSW 2001

account balance **\$5,876.68**
as at 31 Aug 22

account name GADSDEN SECURITIES PTY LTD ATF
GADSDEN SUPER FUND
account no. 121161335

transaction	description	debits	credits	balance
29.07.22	OPENING BALANCE			7,284.83
16.08.22	Deposit QUICKSUPER QUICKSPR3276434721		237.24	7,522.07
23.08.22	Cheque CHEQUE WITHDRAWAL 000141	1,650.00		5,872.07
31.08.22	Interest MACQUARIE CMA INTEREST PAID*		4.61	5,876.68
	CLOSING BALANCE AS AT 31 AUG 22	1,650.00	241.85	5,876.68

* Stepped interest rates for the period 30 July to 11 August: balances \$0.00 to \$4,999.99 earned 0.50%
balances \$5,000.00 and above earned 0.50%pa (13 days); 12 August to 31 August: balances \$0.00 to
\$4,999.99 earned 0.90% balances \$5,000.00 and above earned 0.90%pa (20 days)

how to make a transaction

online
Log in to www.macquarie.com.au/personal

by phone
Call 133 275 to make a phone transaction


transfers from another bank account
Transfer funds from another bank to this account:
BSB 182 222
ACCOUNT NO. 121161335

deposits using BPay
From another bank



Bill code: 20206
Ref: 121 161 335

continued on next



MACQUARIE

MACQUARIE BANK LIMITED
ABN 46 008 583 542 AFSL 237502enquiries 1800 806 310
transact@macquarie.com
www.macquarie.com.auGPO Box 2520
Sydney, NSW 20011 Shelley Street
Sydney, NSW 2000GADSDEN SECURITIES PTY LTD
GPO BOX 7019
SYDNEY NSW 2001account balance **\$7,284.83**
as at 29 Jul 22account name GADSDEN SECURITIES PTY LTD ATF
GADSDEN SUPER FUND
account no. 121161335

	transaction	description	debits	credits	balance
30.06.22		OPENING BALANCE			6,973.74
14.07.22	Deposit	QUICKSUPER QUICKSPR3251133763		308.84	7,282.58
29.07.22	Interest	MACQUARIE CMA INTEREST PAID*		2.25	7,284.83
		CLOSING BALANCE AS AT 29 JUL 22	0.00	311.09	7,284.83

* Stepped interest rates for the period 1 July to 13 July: balances \$0.00 to \$4,999.99 earned 0.25% balances \$5,000.00 and above earned 0.25%pa (13 days); 14 July to 29 July: balances \$0.00 to \$4,999.99 earned 0.50% balances \$5,000.00 and above earned 0.50%pa (16 days)

how to make a transaction**online**Log in to www.macquarie.com.au/personal**by phone**

Call 133 275 to make a phone transaction

transfers from another bank accountTransfer funds from another bank to this account:
BSB 182 222
ACCOUNT NO. 121161335**deposits using BPay**

From another bank



Biller code: 20206

Ref: 121 161 335

continued on next