

Statement of Financial Position

As at 30 June 2021

	Note	2021 \$	2020 \$
INVESTMENTS			
Australian Listed Shares	11	3,037,195 <i>106</i>	2,067,308
Australian Listed Unit Trust	12	58 <i>106</i>	57
		3,037,253	2,067,365
OTHER ASSETS			
Cash at Bank	13	4,963 <i>124</i>	45,852
Dividend Reinvestment Plan Residual	14	-	189
		4,963	46,041
TOTAL ASSETS		3,042,216	2,113,406
LIABILITIES			
Provisions for Tax - Fund	15	76,620 <i>123</i>	(12,250)
Financial Position Rounding		1	1
		76,621	(12,249)
TOTAL LIABILITIES		76,621	(12,249)
NET ASSETS AVAILABLE TO PAY BENEFITS		2,965,595	2,125,655
REPRESENTED BY: LIABILITY FOR MEMBERS' BENEFITS			
Allocated to Members' Accounts	16	2,965,595	2,125,655
		2,965,595	2,125,655

This Statement is to be read in conjunction with the notes to the Financial Statements

Operating Statement

For the year ended 30 June 2021

	Note	2021 \$	2020 \$
REVENUE			
Investment Revenue			
Australian Listed Shares	2	97,617	126,774
Australian Listed Unit Trust	3	542	4
Miscellaneous Rebates	4	20	-
		98,179	126,778
Contribution Revenue			
Employer Concessional Contributions		2,680	2,198
		2,680	2,198
Other Revenue			
Cash at Bank	5	38	53
Market Movement Non-Realised	6	680,179	(430,999)
Market Movement Realised	7	125,267	572
		805,484	(430,374)
		906,343	(301,398)
Total Revenue			
EXPENSES			
General Expense			
Fund Administration Expenses	8	3,187	3,232
Investment Expenses	9	437	-
		3,624	3,232
BENEFITS ACCRUED AS A RESULT OF OPERATIONS BEFORE INCOME TAX		902,719	(304,630)
Tax Expense			
Fund Tax Expenses	10	62,780	(69,167)
		62,780	(69,167)
BENEFITS ACCRUED AS A RESULT OF OPERATIONS		839,939	(235,463)

This Statement is to be read in conjunction with the notes to the Financial Statements

Member Account Balances

For the year ended 30 June 2021

Member Accounts	Opening Balance	Transfers & Tax Free Contributions	Taxable Contributions	Transfers to Pension Membership	Less: Member Tax	Less: Member Expenses	Less: Withdrawals	Distributions	Closing Balance
Roberts, Christopher (59)									
Accumulation									
Accum (00001)	1,928,239.17	-	-	-	-	-	-	759,866.34	2,688,105.51
	1,928,239.17	-	-	-	-	-	-	759,866.34	2,688,105.51
Roberts, Kym (50)									
Accumulation									
Accum (00002)	197,415.41	-	2,680.43	-	402.06	-	-	77,796.02	277,489.80
	197,415.41	-	2,680.43	-	402.06	-	-	77,796.02	277,489.80
Reserve	-	-	-	-	-	-	-	-	-
TOTALS	2,125,654.58	-	2,680.43	-	402.06	-	-	837,662.36	2,965,595.31

CALCULATED FUND EARNING RATE: 39.4073 %
 APPLIED FUND EARNING RATE: 39.4073 %

Trial Balance

As at 30 June 2021

Account Number	Account Description	Units	2021		2020	
			Debit \$	Credit \$	Debit \$	Credit \$
125	Accumulation Member Balance					
125 00001	Roberts, Christopher			1,928,239.17		2,143,719.63
125 00002	Roberts, Kym			197,415.41		217,399.91
205	Australian Listed Shares					
205 0015	South32 Ordinary Fully Paid Deferred Settlement	6,088.0000	17,837.84		12,419.52	
205 0146	ANZ Banking Grp Ltd	12,078.0000	339,995.70		120,861.76	
205 0176	ARGO Investments	6,550.0000	58,491.50		47,094.50	
205 0280	Australian Foundat.	26,654.0000	208,434.28		156,586.08	
205 0339	Bank Of Queensland.	12,499.0000	113,865.89		6,170.00	
205 0370	Bendigo And Adelaide		-		27,184.78	
205 0380	BHP Billiton Limited	9,119.0000	442,909.83		229,606.20	
205 0416	Bluescope Steel Ltd	247.0000	5,424.12		2,887.43	
205 0660	Commonwealth Bank.	5,255.0000	524,816.85		339,602.64	
205 0995	Fortescue Metals Grp	3,390.0000	79,122.60		-	
205 1474	Macquarie Group Ltd	14.0000	2,190.02		1,541.80	
205 1671	National Aust. Bank	14,160.0000	371,275.20		250,142.38	
205 1892	Platinum Capital Ltd		-		13,950.00	
205 2060	RIO Tinto Limited	1,550.0000	196,292.00		396,738.00	
205 2293	Suncorp-metway.	930.0000	10,332.30		16,383.25	
205 2346	Telstra Corporation.		-		137,751.30	
205 2533	Wesfarmers Limited	1,522.0000	89,950.20		94,860.28	
205 2553	Westpac Banking Corp	14,849.0000	383,252.69		170,471.15	
205 2752	Orora Limited		-		14,833.60	
205 2856	Dubber Corporation Limited	35,090.0000	108,428.10		18,645.00	
205 2857	VanEck Vectors MSCI World ex Australia Qlt (H) ETF		-		9,577.75	

Trial Balance

As at 30 June 2021

Account Number	Account Description	Units	2021		2020	
			Debit \$	Credit \$	Debit \$	Credit \$
205 2906	Bapcor Ltd	9,950.0000	84,575.00		-	
207	Australian Listed Unit Trust					
207 0116	Sydney Airport Group	10.0000	57.90		56.70	
290	Cash at Bank					
290 0001	Cash at Bank		1,018.30		45,851.50	
290 0003	Cash at Bank		3,944.86		-	
316	Dividend Reinvestment Plan Residual					
316 0001	Dividend Reinvestment Plan Residual		-		189.04	
450	Provisions for Tax - Fund					
450 0006	Provision for Deferred Tax (Fund)			87,000.18		13,839.80
450 0009	Provision for Income Tax (Fund)			(10,380.31)		(26,089.72)
605	Australian Listed Shares					
605 0015	South32 Ordinary Fully Paid Deferred Settlement			193.47		453.70
605 0117	Amcor Limited - Dividends			726.65		-
605 0139	Ansell Limited - Dividends			1,068.45		-
605 0146	ANZ Banking Grp Ltd - Dividends			3,921.90		9,892.00
605 0176	ARGO Investments - Dividends			1,834.00		2,161.50
605 0280	Australian Foundat. - Dividends			6,228.08		6,005.02
605 0339	Bank Of Queensland. - Dividends			2,958.83		-
605 0370	Bendigo And Adelaide - Dividends			-		2,401.48
605 0380	BHP Billiton Limited - Dividends			13,242.48		12,973.90
605 0416	Bluescope Steel Ltd - Dividends			34.58		34.58
605 0444	Brambles Limited - Dividends			238.78		-
605 0650	Coles Group Limited - Dividends			-		1,259.57
605 0660	Commonwealth Bank. - Dividends			12,237.16		20,194.37
605 1159	Harvey Norman - Dividends			756.00		-
605 1474	Macquarie Bank Ltd - Dividends			42.30		-
605 1671	National Aust. Bank - Dividends			8,100.90		20,620.52
605 1892	Platinum Capital Ltd - Dividends			334.80		781.20
605 1948	QBE Insurance Group - Dividends			46.00		-
605 1984	Accent Group Ltd- Div			960.00		-
605 2060	RIO Tinto Limited - Dividends			16,782.25		28,488.40
605 2216	Sonic Healthcare - Dividends			844.95		-
605 2293	Suncorp-metway. - Dividends			909.00		260.00
605 2299	Super Retail Group Ltd			4,861.56		-
605 2346	Telstra Corporation. - Dividends			3,024.80		7,041.60
605 2507	WAM Capital Limited - Dividends			596.75		-
605 2533	Wesfarmers Limited - Dividends			2,709.18		3,143.55
605 2553	Westpac Banking Corp - Dividends			11,368.57		6,863.20
605 2589	Worleyparsons Ltd - Dividends			287.50		-
605 2752	Orora Limited			700.80		3,628.10
605 2799	Vingd Intl Shares			43.47		-
605 2854	Global Value Fund Limited			-		569.62

Trial Balance

As at 30 June 2021

Account Number	Account Description	Units	2021		2020	
			Debit \$	Credit \$	Debit \$	Credit \$
605 2857	VanEck Vectors MSCI World ex Australia Qlt (H) ETF			104.00		-
605 2902	Viva Energy Group Ltd			2,459.05		-
607	Australian Listed Unit Trust					
607 0091	Transurban Group Stapled - Dividends			540.00		-
607 0116	Sydney Airport Group			1.88		3.90
636	Miscellaneous Rebates					
636 0001	Miscellaneous Rebate			19.70		-
690	Cash at Bank					
690 0001	Cash at Bank - Bank Interest			34.11		52.51
690 0003	Cash at Bank - Other (Fund)			4.11		-
702	Employer Concessional Contributions					
702 00002	Roberts, Kym			2,680.43		2,197.54
780	Market Movement Non-Realised					
780 0015	Market Movement Non-Realised - Shares - Listed			680,178.39		(430,974.51)
780 0018	Market Movement Non-Realised - Trusts - Unit			1.20		(23.70)
785	Market Movement Realised					
785 0007	Market Movement Realised - Other Managed Investments			(7,665.71)		-
785 0015	Market Movement Realised - Shares - Listed			130,473.46		572.01
785 0018	Market Movement Realised - Trusts - Unit			2,460.01		-
801	Fund Administration Expenses					
801 0001	Accountancy Fees			-		2,942.50
801 0011	Professional Fees		2,915.00			-
801 0017	Bank Charges (Admin)		12.50			30.02
801 0019	Subscriptions and Registrations (Admin)		259.00			259.00
802	Investment Expenses					
802 0007	Investment Administration Fee		247.50			-
802 0010	Investment Expense - Other		189.04			-
860	Fund Tax Expenses					
860 0004	Income Tax Expense		(10,380.31)			(26,089.72)
860 0008	Tax Accrued During Period (Deferred Tax)		73,160.38			(43,076.78)
			3,108,618.29	3,108,618.29		2,047,469.68
					2,047,469.68	2,047,469.68

Tax Reconciliation

For the year ended 30 June 2021

INCOME		
Gross Interest Income		38.00
Gross Dividend Income		
Imputation Credits	39,186.91	
Franked Amounts	91,436.12	
Unfranked Amounts	4,308.82	134,931.00
Gross Rental Income		-
Gross Foreign Income		-
Gross Trust Distributions		540.00
Gross Assessable Contributions		
Employer Contributions/Untaxed Transfers	2,680.00	
Member Contributions	-	2,680.00
Gross Capital Gain		
Net Capital Gain	57,460.00	
Pension Capital Gain Revenue	-	57,460.00
Non-arm's length income		-
Net Other Income		19.00
Gross Income		195,668.00
Less Exempt Current Pension Income		-
Total Income		195,668.00
LESS DEDUCTIONS		
Other Deduction		3,624.00
Total Deductions		3,624.00
TAXABLE INCOME		192,044.00
Gross Income Tax Expense (15% of Standard Component) (45% of Non-arm's length income)	28,806.60	
Less Foreign Tax Offset	-	
Less Other Tax Credit	-	
Tax Assessed		28,806.60
Less Imputed Tax Credit	39,186.91	
Less Amount Already paid (for the year)	-	39,186.91
TAX DUE OR REFUNDABLE		(10,380.31)
Supervisory Levy		259.00
AMOUNT DUE OR REFUNDABLE		(10,121.31)

C J & K A Roberts Family Superannuation Fund
Notes to the Financial Statements
For the year ended 30 June 2021

Note 1: Summary of Significant Accounting Policies

The trustees have prepared the financial statements on the basis that the superannuation fund is a non-reporting entity because there are no users dependent on general purpose financial statements. The financial statements are therefore special purpose financial statements that have been prepared in order to meet the requirements of the Superannuation Industry (Supervision) Act 1993 and accompanying Regulations, the trust deed of the fund and the needs of members.

The financial statements have also been prepared on a cash basis unless otherwise stated and are based on historical costs, except for investments, which have been measured at market values.

The following significant accounting policies, which are consistent with the policies applied in the previous period unless otherwise stated, have been adopted in the preparation of the financial statements.

a. Measurement of Investments

The fund initially recognises:

- i. an investment when it controls the future economic benefits expected to flow from the asset. For financial assets, the trade date is considered the date on which control of the future economic benefits attributable to the asset passes to the fund; and
- ii. a financial liability on the date it becomes a party to the contractual provisions of the instrument.

Investments of the fund have been measured at their market values, which is the amount that a willing buyer of the asset could reasonably be expected to pay to acquire the asset from a willing seller if the following assumptions were made:

- that the buyer and seller deal with each other at arm's length in relation to the sale;
- that the sale occurred after proper marketing of the asset; and
- that the buyer and the seller acted knowledgeably and prudentially in relation to the sale.

Market values have been determined as follows:

- i. shares and other securities listed on the Australian Securities Exchange by reference to the relevant market quotations at the end of the reporting period;
- ii. units in managed funds by reference to the unit redemption price at the end of the reporting period;
- iii. fixed interest securities by reference to the redemption price at the end of the reporting period; and
- iv. investment properties at trustees' assessment of their realisable value.

Financial liabilities, such as trade creditors and other payables, are measured at the gross value of the outstanding balance at the reporting date. The trustees have determined that the gross values of the fund's financial liabilities are equivalent to their market values. Any remeasurement changes in the gross values of non-current financial liabilities (including liabilities for members accrued benefits) are recognised in the operating statement in the periods in which they occur.

b. Cash and Cash Equivalents

Cash and cash equivalents include cash on hand and at call, deposits with banks and short-term, highly liquid investments that are readily convertible to cash and are subject to an insignificant risk of change in value.

c. Revenue

Revenue is recognised at the market value of the consideration received or receivable.

Interest revenue

CJ & KA Roberts Family Superannuation Fund

Notes to the Financial Statements

For the year ended 30 June 2021

Interest revenue is recognised in respect of fixed-interest securities, and cash and cash equivalent balances. Interest revenue is recognised upon receipt.

Dividend revenue

Dividend revenue is recognised when the dividend has been paid or, in the case of dividend reinvestment schemes, when the dividend is credited to the benefit of the fund.

Rental revenue

Rental revenue arising from operating leases on investment properties is recognised upon receipt.

Distribution revenue

Distributions from trusts are recognised as at the date the unit value is quoted ex-distributions and if not received at the end of the reporting period, are reflected in the statement of financial position as a receivable.

Contributions and Transfers

Contributions received and transfers in are recognised when the control and the benefits from the revenue is transferred to the fund. Contributions and transfers in are recognised gross of any taxes.

Remeasurement changes in market values

Remeasurement changes in the market values of assets are recognised as income and are determined as the difference between the market value at year-end or consideration received (if sold during the year) and the market value as at the prior year-end or cost (if the investment was acquired during the period).

d. Expenses

Expense are recognised and reflected in the operating statement when they are incurred.

e. Benefits Paid

Benefits are recognised when a valid withdrawal notice is received and approved by the trustee(s) in accordance with the fund's Trust Deed.

f. Liability for Accrued Benefits

The liability for accrued benefits represents the fund's present obligation to pay benefits to members and beneficiaries and has been calculated as the difference between the carrying amount of the assets and the carrying amount of the other payables and income tax liabilities as at the end of the reporting period.

g. Income Tax

The income tax expense (revenue) for the year comprises current income tax expense (revenue) and deferred income tax expense (revenue).

Current income tax expense charged to the profit or loss is the tax payable (refundable) on taxable income. Current tax liabilities (assets) are therefore measured at the amounts expected to be paid to (refunded from) the relevant taxation authority.

Deferred income tax expense reflects movements in deferred tax liability balances during the year as well as unused tax losses.

Except for business combinations, no deferred income tax is recognised from the initial recognition of an asset or liability where there is no effect on accounting or taxable profit or loss.

C J & K A Roberts Family Superannuation Fund

Notes to the Financial Statements

For the year ended 30 June 2021

Deferred tax assets and liabilities are calculated at the tax rates that are expected to apply to the period when the asset is realised or the liability is settled and their measurement also reflects the manner in which the trustees expect to recover or settle the carrying amount of the related asset or liability.

Deferred tax assets relating to temporary differences and unused tax losses are recognised only to the extent that it is probable that future taxable profit will be available against which the benefits of the deferred tax asset can be utilised.

Current tax assets and liabilities are offset where a legally enforceable right of set-off exists and it is intended that net settlement or simultaneous realisation and settlement of the respective asset and liability will occur. Deferred tax assets and liabilities are offset where:

(a) a legally enforceable right of set-off exists; and

(b) the deferred tax assets and liabilities relate to income taxes levied by the same taxation authority on either the same taxable entity or different taxable entities, where it is intended that net settlement or simultaneous realisation and settlement of the respective asset and liability will occur in future periods in which significant amounts of deferred tax assets or liabilities are expected to be recovered or settled.

The rate of tax used to determine income tax expense (revenue) and current tax liabilities (assets) is 15%, the applicable rate for a complying superannuation fund. This rate is applied to taxable income, after any claim for exempt current pension income, where applicable. The top personal marginal tax rate is applied to a non-complying superannuation fund and to non-arm's length income (NALI).

h. Goods and Services Tax (GST)

Revenues, expenses and assets are recognised net of the amount of GST, except where the amount of GST incurred is not recoverable from the Australian Taxation Office (ATO).

The net amount of GST recoverable from, or payable to, the ATO is included with other receivables or other payables in the statement of financial position.

i. Critical Accounting Estimates and Judgments

The preparation of financial statements requires the trustees to make judgments, estimates and assumptions that affect the application of accounting policies and the reported amounts of assets and liabilities, income and expenses. Actual results may differ from these estimates.

Estimates and underlying assumptions are reviewed on an ongoing basis. Revisions to accounting estimates are recognised in the period in which the estimate is revised and in any future period affected.

j. Events Subsequent to Balance Date

The superannuation fund is an Accumulation fund and consequently any reduction or increment in market value of the fund is a reduction in member benefits. Any significant movement in the market value of investments after balance date has not been brought to account. Investments are in principle held for the long term and it is not appropriate to bring any subsequent reduction or increment in market values to account as at year end. Net movement in market values subsequent to balance date will be recognised in the next financial year.

In March 2020, the WHO classified the COVID-19 outbreak as a pandemic, based on the rapid increase in exposure globally. The full impact of the COVID-19 outbreak continues to evolve as of the date of this report. As such, it is uncertain as to the impact this will have on the superannuation fund.

C J & K A Roberts Family Superannuation Fund

Notes to the Financial Statements

For the year ended 30 June 2021

	2021	2020
	\$	\$
Note 2: Australian Listed Shares		
Accent Group Ltd- Div	960	-
Ancor Limited - Dividends	727	-
Ansell Limited - Dividends	1,068	-
ANZ Banking Grp Ltd - Dividends	3,922	9,892
ARGO Investments - Dividends	1,834	2,162
Australian Foundat. - Dividends	6,228	6,005
Bank Of Queensland. - Dividends	2,959	-
Bendigo And Adelaide - Dividends	-	2,401
BHP Billiton Limited - Dividends	13,242	12,974
Bluescope Steel Ltd - Dividends	35	35
Brambles Limited - Dividends	239	-
Coles Group Limited - Dividends	-	1,260
Commonwealth Bank. - Dividends	12,237	20,194
Global Value Fund Limited	-	570
Harvey Norman - Dividends	756	-
Macquarie Bank Ltd - Dividends	42	-
National Aust. Bank - Dividends	8,101	20,621
Orora Limited	701	3,628
Platinum Capital Ltd - Dividends	335	781
QBE Insurance Group - Dividends	46	-
RIO Tinto Limited - Dividends	16,782	28,488
Sonic Healthcare - Dividends	845	-
South32 Ordinary Fully Paid Deferred Settlement	193	454
Suncorp-metway. - Dividends	909	260
Super Retail Group Ltd	4,862	-
Telstra Corporation. - Dividends	3,025	7,042
VanEck Vectors MSCI World ex Australia Qlt (H) ETF	104	-
Vingd Intl Shares	43	-
Viva Energy Group Ltd	2,459	-
WAM Capital Limited - Dividends	597	-
Wesfarmers Limited - Dividends	2,709	3,144
Westpac Banking Corp - Dividends	11,369	6,863
Worleyparsons Ltd - Dividends	288	-
	97,617	126,774

C J & K A Roberts Family Superannuation Fund
Notes to the Financial Statements
For the year ended 30 June 2021

	2021	2020
	\$	\$
Note 3: Australian Listed Unit Trust		
Sydney Airport Group	2	4
Transurban Group Stapled - Dividends	540	-
	542	4
Note 4: Miscellaneous Rebates		
Miscellaneous Rebate	20	-
	20	-
Note 5: Cash at Bank		
Cash at Bank - Bank Interest	34	53
Cash at Bank - Other (Fund)	4	-
	38	53
Note 6: Market Movement Non-Realised		
Market Movement Non-Realised - Shares - Listed	680,178	(430,975)
Market Movement Non-Realised - Trusts - Unit	1	(24)
	680,179	(430,999)
Note 7: Market Movement Realised		
Market Movement Realised - Other Managed Investments	(7,666)	-
Market Movement Realised - Shares - Listed	130,473	572
Market Movement Realised - Trusts - Unit	2,460	-
	125,267	572
Note 8: Fund Administration Expenses		
Accountancy Fees	-	2,943
Bank Charges (Admin)	13	30
Professional Fees	2,915	-
Subscriptions and Registrations (Admin)	259	259
	3,187	3,232
Note 9: Investment Expenses		
Investment Administration Fee	248	-
Investment Expense - Other	189	-
	437	-
Note 10: Fund Tax Expenses		
Income Tax Expense	(10,380)	(26,090)
Tax Accrued During Period (Deferred Tax)	73,160	(43,077)
	62,780	(69,167)

C J & K A Roberts Family Superannuation Fund
Notes to the Financial Statements
For the year ended 30 June 2021

	2021	2020
	\$	\$
Note 11: Australian Listed Shares		
ANZ Banking Grp Ltd	339,996	120,862
ARGO Investments	58,492	47,095
Australian Foundat.	208,434	156,586
Bank Of Queensland.	113,866	6,170
Bapcor Ltd	84,575	-
Bendigo And Adelaide	-	27,185
BHP Billiton Limited	442,910	229,606
Bluescope Steel Ltd	5,424	2,887
Commonwealth Bank.	524,817	339,603
Dubber Corporation Limited	108,428	18,645
Fortescue Metals Grp	79,123	-
Macquarie Group Ltd	2,190	1,542
National Aust. Bank	371,275	250,142
Orora Limited	-	14,834
Platinum Capital Ltd	-	13,950
RIO Tinto Limited	196,292	396,738
South32 Ordinary Fully Paid Deferred Settlement	17,838	12,420
Suncorp-metway.	10,332	16,383
Telstra Corporation.	-	137,751
VanEck Vectors MSCI World ex Australia Qlt (H) ETF	-	9,578
Wesfarmers Limited	89,950	94,860
Westpac Banking Corp	383,253	170,471
	3,037,195	2,067,308
Note 12: Australian Listed Unit Trust		
Sydney Airport Group	58	57
	58	57
Note 13: Cash at Bank		
Cash at Bank	1,018 ¹	45,852
Cash at Bank	3,945 ⁷⁵	-
	4,963	45,852
Note 14: Dividend Reinvestment Plan Residual		
Dividend Reinvestment Plan Residual	-	189
	-	189

C J & K A Roberts Family Superannuation Fund
Notes to the Financial Statements
For the year ended 30 June 2021

	2021 \$	2020 \$
Note 15: Provisions for Tax - Fund		
Provision for Deferred Tax (Fund)	87,000	13,840
Provision for Income Tax (Fund)	(10,380) <i>130</i>	(26,090)
	76,620	(12,250)
Note 16A: Movements in Members' Benefits		
Liability for Members' Benefits Beginning:	2,125,655	2,361,120
Add: Increase (Decrease) in Members' Benefits	839,940	(235,464)
Liability for Members' Benefits End	2,965,595	2,125,655
Note 16B: Members' Other Details		
Total Unallocated Benefits	-	-
Total Forfeited Benefits	-	-
Total Preserved Benefits	2,965,595	2,125,655
Total Vested Benefits	2,965,595	2,125,655

Net Capital Gain/Loss Summary

For the year ended 30 June 2021

CAPITAL GAINS SUMMARY

Assessable Current year CG revenue - discount method	-
Assessable Current year CG revenue - indexation method	-
Assessable Current year CG revenue - other method	-
PLUS indexed capital gain	-
PLUS discount capital gain	134,601.90
PLUS non-indexed/-discounted-gain	140,809.44
LESS capital loss from last year	71,295.70
LESS current year capital loss	117,924.89
LESS discounting where applicable	28,730.25
Net capital gain	57,460.50

CAPITAL LOSSES SUMMARY

Non-collectables	
Capital gain (including deferred notional capital gain (realised))	275,411.34
Capital loss from last year	71,295.70
Capital loss from current year	117,924.89
Capital loss to be recouped	189,220.59
Capital gain remaining (excluding deferred notional capital gain (realised))	86,190.75
Capital loss remaining	-
Collectables	
Capital gain	-
Capital loss from last year	-
Capital loss from current year	-
Capital loss to be recouped	-
Capital gain remaining	-
Non-collectable capital loss carried forward	-
Collectable capital loss carried forward	-

Notes to the Tax Reconciliation

Other Deductions

For the year ended 30 June 2021

Account	Member	Date	Description	Transaction Amount	Deductible %	Deductible \$	Pension Exempt Apportionment	Apportionment Factor	Tagged to Member	Deduction
TOTALS										
-										

Notes to the Tax Reconciliation

Revenue Summary

For the year ended 30 June 2021

Account	Description	Date	Revenue Amount	TFN Credit	Closely Held Trusts	TFN Credit	ABN Credit	Notes
Assessable Revenue Accounts								
605 0015	South32 Ordinary Fully Paid Deferred Settlement	30/06/2021	193.47	-	-	-	-	-
605 0117	Amcor Limited - Dividends	30/06/2021	492.29	-	-	-	-	-
605 0117	Amcor Limited - Dividends	30/06/2021	234.36	-	-	-	-	-
605 0139	Ansell Limited - Dividends	30/06/2021	1,068.45	-	-	-	-	-
605 0146	ANZ Banking Grp Ltd - Dividends	30/06/2021	3,856.40	-	-	-	-	-
605 0146	ANZ Banking Grp Ltd - Dividends	30/06/2021	65.50	-	-	-	-	-
605 0176	ARGO Investments - Dividends	30/06/2021	1,834.00	-	-	-	-	-
605 0280	Australian Foundat. - Dividends	30/06/2021	6,228.08	-	-	-	-	-
605 0339	Bank Of Queensland. - Dividends	30/06/2021	2,124.83	-	-	-	-	-
605 0339	Bank Of Queensland. - Dividends	30/06/2021	834.00	-	-	-	-	-
605 0380	BHP Billiton Limited - Dividends	30/06/2021	13,242.48	-	-	-	-	-
605 0416	Bluescope Steel Ltd - Dividends	30/06/2021	34.58	-	-	-	-	-
605 0444	Brambles Limited - Dividends	30/06/2021	238.78	-	-	-	-	-
605 0660	Commonwealth Bank. - Dividends	30/06/2021	12,237.16	-	-	-	-	-
605 1159	Harvey Norman - Dividends	30/06/2021	756.00	-	-	-	-	-
605 1474	Macquarie Bank Ltd - Dividends	30/06/2021	42.30	-	-	-	-	-
605 1671	National Aust. Bank - Dividends	30/06/2021	7,966.80	-	-	-	-	-
605 1671	National Aust. Bank - Dividends	30/06/2021	64.80	-	-	-	-	-
605 1671	National Aust. Bank - Dividends	30/06/2021	69.30	-	-	-	-	-
605 1892	Platinum Capital Ltd. - Dividends	30/06/2021	334.80	-	-	-	-	-
605 1948	QBE Insurance Group - Dividends	30/06/2021	46.00	-	-	-	-	-
605 1984	Accent Group Ltd- Div	30/06/2021	960.00	-	-	-	-	-
605 2060	RIO Tinto Limited - Dividends	30/06/2021	16,782.25	-	-	-	-	-
605 2216	Sonic Healthcare - Dividends	30/06/2021	844.95	-	-	-	-	-
605 2293	Suncorp-metway. - Dividends	30/06/2021	909.00	-	-	-	-	-

Notes to the Tax Reconciliation

Revenue Summary

For the year ended 30 June 2021

Account	Description	Date	Revenue Amount	TFN Credit	TFN Closely Held Trusts	ABN Credit	Notes
605 2299	Super Retail Group Ltd	30/06/2021	4,861.56	-	-	-	
605 2346	Telstra Corporation. - Dividends	30/06/2021	3,024.80	-	-	-	
605 2507	WAM Capital Limited - Dividends	30/06/2021	596.75	-	-	-	
605 2533	Westfarmers Limited - Dividends	30/06/2021	2,709.18	-	-	-	
605 2553	Westpac Banking Corp - Dividends	30/06/2021	11,368.57	-	-	-	
605 2589	Worleyparsons Ltd - Dividends	30/06/2021	287.50	-	-	-	
605 2752	Orora Limited	30/06/2021	700.80	-	-	-	
605 2799	Vingd Intl Shares	30/06/2021	43.47	-	-	-	
605 2857	VanEck Vectors MSCI World ex Australia Qlt (H) ETF	30/06/2021	104.00	-	-	-	
605 2902	Viva Energy Group Ltd	30/06/2021	1,871.32	-	-	-	
605 2902	Viva Energy Group Ltd	30/06/2021	587.73	-	-	-	
607 0091	Transurban Group Stapled - Dividends	30/06/2021	540.00	-	-	-	
607 0116	Sydney Airport Group	30/06/2021	1.88	-	-	-	
636 0001	Miscellaneous Rebate	30/06/2021	19.70	-	-	-	
690 0001	Cash at Bank - Bank Interest	30/06/2021	34.11	-	-	-	
690 0003	Cash at Bank - Other (Fund)	30/06/2021	4.11	-	-	-	
	Total Assessable Revenue		98,216.06				
	Non-assessable Revenue Accounts						
	Total Non-assessable Revenue						
	Total Revenue		98,216.06				

Notes:

FMIS - Forestry Managed Investment Scheme (FMIS) income, NZL - Australian franking credits from a New Zealand company, ABN - Payment where ABN not quoted, PARTNERSHIP - Distribution from partnership

Notes to the Tax Reconciliation

Trust Distributions - Assessable Amounts

For the year ended 30 June 2021

Account	Description	Date	Rent	Unfranked	Unfranked CFI	Franked	Imputation Credit	NALI	Interest	Other Taxable	Total
607 0091	Transurban Group Stapled - Dividends	30/06/2021	-	540.00	-	-	-	-	-	-	540.00
TOTALS			-	540.00	-	-	-	-	-	-	540.00

Notes to the Tax Reconciliation

Non-Trust Income - Assessable Amounts

For the year ended 30 June 2021

Account	Description	Date	Rent	Unfranked	Unfranked CFI	Franked	Imputation Credit	NALI	Interest	Other Taxable	Total
605 0015	South32 Ordinary Fully Paid Deferred Settlement	30/06/2021	-	-	-	193.47	82.92	-	-	-	276.39
605 0117	Amcor Limited - Dividends	30/06/2021	-	492.29	-	-	-	-	-	-	492.29
605 0117	Amcor Limited - Dividends	30/06/2021	-	234.36	-	-	-	-	-	-	234.36
605 0139	Ansell Limited - Dividends	30/06/2021	-	1,068.45	-	-	-	-	-	-	1,068.45
605 0146	ANZ Banking Grp Ltd - Dividends	30/06/2021	-	-	-	3,856.40	1,652.74	-	-	-	5,509.14
605 0146	ANZ Banking Grp Ltd - Dividends	30/06/2021	-	-	-	65.50	28.07	-	-	-	93.57
605 0176	ARGO Investments - Dividends	30/06/2021	-	-	-	1,834.00	786.00	-	-	-	2,620.00
605 0280	Australian Foundat. - Dividends	30/06/2021	-	-	-	6,228.08	2,669.18	-	-	-	8,897.26
605 0339	Bank Of Queensland. - Dividends	30/06/2021	-	-	-	2,124.83	910.64	-	-	-	3,035.47
605 0339	Bank Of Queensland. - Dividends	30/06/2021	-	-	-	834.00	357.43	-	-	-	1,191.43
605 0380	BHP Billiton Limited - Dividends	30/06/2021	-	-	-	13,242.48	5,675.35	-	-	-	18,917.83
605 0416	Bluescope Steel Ltd - Dividends	30/06/2021	-	34.58	-	-	-	-	-	-	34.58
605 0444	Brambles Limited - Dividends	30/06/2021	-	167.15	-	71.63	30.70	-	-	-	269.48
605 0660	Commonwealth Bank. - Dividends	30/06/2021	-	-	-	12,237.16	5,244.50	-	-	-	17,481.66
605 1159	Harvey Norman - Dividends	30/06/2021	-	-	-	756.00	324.00	-	-	-	1,080.00
605 1474	Macquarie Bank Ltd - Dividends	30/06/2021	-	25.38	-	16.92	7.25	-	-	-	49.55
605 1671	National Aust. Bank - Dividends	30/06/2021	-	-	-	7,966.80	3,414.34	-	-	-	11,381.14
605 1671	National Aust. Bank - Dividends	30/06/2021	-	-	-	64.80	27.77	-	-	-	92.57
605 1671	National Aust. Bank - Dividends	30/06/2021	-	-	-	69.30	29.70	-	-	-	99.00
605 1892	Platinum Capital Ltd - Dividends	30/06/2021	-	-	-	334.80	143.49	-	-	-	478.29
605 1948	QBE Insurance Group - Dividends	30/06/2021	-	41.40	-	4.60	1.97	-	-	-	47.97
605 1984	Accent Group Ltd- Div	30/06/2021	-	-	-	960.00	411.43	-	-	-	1,371.43
605 2060	RIO Tinto Limited - Dividends	30/06/2021	-	-	-	16,782.25	7,192.39	-	-	-	23,974.64
605 2216	Sonic Healthcare - Dividends	30/06/2021	-	-	-	253.48	108.63	-	-	-	362.11
605 2293	Suncorp-metway. - Dividends	30/06/2021	-	591.47	-	909.00	389.57	-	-	-	1,298.57
605 2299	Super Retail Group Ltd	30/06/2021	-	-	-	4,861.56	2,083.53	-	-	-	6,945.09
605 2346	Telstra Corporation. - Dividends	30/06/2021	-	-	-	3,024.80	1,296.34	-	-	-	4,321.14
605 2507	WAM Capital Limited - Dividends	30/06/2021	-	-	-	596.75	255.75	-	-	-	852.50
605 2533	Wesfarmers Limited - Dividends	30/06/2021	-	-	-	2,709.18	1,161.08	-	-	-	3,870.26
605 2553	Westpac Banking Corp - Dividends	30/06/2021	-	-	-	11,368.57	4,872.24	-	-	-	16,240.81
605 2589	Worleyparsons Ltd - Dividends	30/06/2021	-	287.50	-	-	-	-	-	-	287.50

Notes to the Tax Reconciliation

Non-Trust Income - Assessable Amounts

For the year ended 30 June 2021

Account	Description	Date	Rent	Unfranked	Unfranked CFI	Franked	Imputation Credit	NALI	Interest	Other Taxable	Total
605 2752	Orora Limited	30/06/2021	-	700.80	-	-	-	-	-	-	700.80
605 2799	Vingd Intl Shares	30/06/2021	-	43.47	-	-	-	-	-	-	43.47
605 2857	VanEck Vectors MSCI World ex Australia Qlt (H) ETF	30/06/2021	-	104.00	-	-	-	-	-	-	104.00
605 2902	Viva Energy Group Ltd	30/06/2021	-	517.97	-	69.76	29.90	-	-	-	617.63
636 0001	Miscellaneous Rebate	30/06/2021	-	-	-	-	-	-	-	19.70	19.70
690 0001	Cash at Bank - Bank Interest	30/06/2021	-	-	-	-	-	-	34.11	-	34.11
690 0003	Cash at Bank - Other (Fund)	30/06/2021	-	-	-	-	-	-	4.11	-	4.11
TOTALS			-	4,308.82	-	91,436.12	39,186.91	-	38.22	19.70	134,989.77

Notes to the Tax Reconciliation

Non-Trust Income - Non-Assessable Amounts

For the year ended 30 June 2021

Account	Description	Date	Tax exempted	Tax free trust	Tax deferred/ Cost base adj	Total
605 2902	Viva Energy Group Ltd	30/06/2021	-	-	1,871.32	1,871.32
607 0116	Sydney Airport Group	30/06/2021	-	-	1.88	1.88
TOTALS			-	-	1,873.20	1,873.20

Notes to the Tax Reconciliation

Exempt Pension Income / Deduction Apportionment

For the year ended 30 June 2021

EXEMPT CURRENT PENSION INCOME

The Exempt Current Pension Income is calculated using segregation of assets and income.

The calculation is outlined below using only transactions tagged to segregated pension members:

Gross Interest Income		-
Gross Dividend Income		-
Imputation Credits	-	
Franked Amounts	-	
Unfranked Amounts	-	-
Gross Rental Income		-
Gross Foreign Income		-
Gross Trust Distributions		-
Net Capital Gains		-
Net Other Income		-
Exempt Current Pension Income		-

Notes to the Tax Reconciliation

Exempt Pension Income / Deduction Apportionment

For the year ended 30 June 2021

APPORTIONMENT FACTOR FOR GENERAL ADMINISTRATIVE EXPENSES

Fund Income:

Gross Income	195,668.00
PLUS Non-assessable Contributions	-
PLUS Rollins	-
	195,668.00

Reduced Fund Income:

Fund Income	195,668.00
LESS Exempt Current Pension Income	-
	195,668.00

Apportionment Factor:

Reduced Fund Income	195,668.00
Fund Income	195,668.00
	1.0000000000

APPORTIONMENT FACTOR FOR INVESTMENT EXPENSES

Assessable Investment Income:

Gross Income	195,668.00
LESS Gross Taxable Contributions	2,680.00
LESS Exempt Current Pension Income	-
	192,988.00

Total Investment Income:

Gross Income	195,668.00
LESS Gross Taxable Contributions	2,680.00
	192,988.00

Apportionment Factor:

Assessable Investment Income	192,988.00
Total Investment Income	192,988.00
	1.0000000000

Accrued Capital Gains

For the year ended 30 June 2021

	Date Acquired	Units	Market Value	Cost Base Used	Cost Base Adjustment	Gain Method	Adjusted Cost	Gain/Loss
Capital Gains Tax Assets								
205 0015	South32 Ordinary Fully Paid Deferred Settlement (S32)							
	1/07/1996	1,556,000	4,559.08	2,177.12	-	Discount	2,177.12	2,381.96
	30/06/2018	4,532,000	13,278.76	6,341.08	-	Discount	6,341.08	6,937.68
		6,088,000	17,837.84	8,518.20	-		8,518.20	9,319.64
205 0146	ANZ Banking Grp Ltd (ANZ)							
	30/06/2018	5,735,000	161,440.25	149,187.84	-	Discount	149,187.84	12,252.41
	2/07/2018	166,000	4,672.90	4,608.16	-	Discount	4,608.16	64.74
	18/12/2018	181,000	5,095.15	4,711.43	-	Discount	4,711.43	383.72
	1/07/2019	3,000	84.45	81.60	-	Discount	81.60	2.85
	1/07/2019	172,000	4,841.80	4,784.00	-	Discount	4,784.00	57.80
	22/07/2019	26,000	731.90	755.88	-	Loss	755.88	(23.98)
	18/12/2019	3,000	84.45	84.00	-	Discount	84.00	0.45
	18/12/2019	198,000	5,573.70	4,942.40	-	Discount	4,942.40	631.30
	30/09/2020	88,000	2,477.20	1,594.00	-	Other	1,594.00	883.20
	30/09/2020	2,000	56.30	27.00	-	Other	27.00	29.30
	16/12/2020	2,000	56.30	38.50	-	Other	38.50	17.80
	16/12/2020	102,000	2,871.30	2,262.40	-	Other	2,262.40	608.90
	29/01/2021	1,875,000	52,781.25	45,190.94	-	Other	45,190.94	7,590.31
	22/04/2021	1,760,000	49,544.00	50,524.36	-	Loss	50,524.36	(980.36)
	22/04/2021	1,765,000	49,684.75	50,295.21	-	Loss	50,295.21	(610.46)
		12,078,000	339,995.70	319,087.72	-		319,087.72	20,907.98
205 0176	ARGO Investments (ARG)							
	16/11/2011	1,350,000	12,055.50	7,001.69	-	Discount	7,001.69	5,053.81
	9/02/2012	4,600,000	41,078.00	24,880.71	-	Discount	24,880.71	16,197.29
	12/10/2012	600,000	5,358.00	3,354.50	-	Discount	3,354.50	2,003.50
		6,550,000	58,491.50	35,236.90	-		35,236.90	23,254.60
205 0280	Australian Foundat. (AFI)							
	30/06/2018	23,525,000	183,965.50	100,670.55	-	Discount	100,670.55	83,294.95
	30/06/2018	731,000	5,716.42	4,568.75	-	Discount	4,568.75	1,147.67
	31/08/2018	532,000	4,160.24	3,287.76	-	Discount	3,287.76	872.48
	29/08/2019	559,000	4,371.38	3,470.32	-	Discount	3,470.32	901.06
	24/02/2020	365,000	2,854.30	2,534.70	-	Discount	2,534.70	319.60
	1/09/2020	572,000	4,473.04	3,599.68	-	Other	3,599.68	873.36
	23/02/2021	370,000	2,893.40	2,628.40	-	Other	2,628.40	265.00
		26,654,000	208,434.28	120,760.16	-		120,760.16	87,674.12

Accrued Capital Gains

For the year ended 30 June 2021

	Date Acquired	Units	Market Value	Cost Base Used	Cost Base Adjustment	Gain Method	Adjusted Cost	Gain/Loss
205 2553 Westpac Banking Corp (WBC)		1,522.0000	89,950.20	41,326.08	-		41,326.08	48,624.12
	1/07/1996	1,624.0000	41,915.44	9,697.29	-	Discount	9,697.29	32,218.15
	30/06/2018	4,040.0000	104,272.40	113,736.37	-	Loss	113,736.37	(9,463.97)
	7/07/2018	191.0000	4,929.71	5,369.01	-	Loss	5,369.01	(439.30)
	20/12/2018	214.0000	5,523.34	5,525.48	-	Loss	5,525.48	(2.14)
	16/04/2019	759.0000	19,589.79	19,996.30	-	Loss	19,996.30	(406.51)
	24/06/2019	236.0000	6,091.16	6,456.96	-	Loss	6,456.96	(365.80)
	16/07/2019	1,515.0000	39,102.15	42,388.84	-	Loss	42,388.84	(3,286.69)
	20/12/2019	273.0000	7,046.13	6,863.20	-	Discount	6,863.20	182.93
	25/03/2020	645.0000	16,647.45	10,003.13	-	Discount	10,003.13	6,644.32
	8/12/2020	2,480.0000	64,008.80	50,246.85	-	Other	50,246.85	13,761.95
	18/12/2020	148.0000	3,819.88	2,944.07	-	Other	2,944.07	875.81
	14/01/2021	2,400.0000	61,944.00	50,339.35	-	Other	50,339.35	11,604.65
	25/06/2021	324.0000	8,362.44	8,424.50	-	Loss	8,424.50	(62.06)
		14,849.0000	383,252.69	331,991.35	-		331,991.35	51,261.34
205 2856 Dubber Corporation Limited (DUB)								
	2/06/2021	15,000.0000	46,350.00	40,873.58	-	Other	40,873.58	5,476.42
	3/06/2021	8,050.0000	24,874.50	23,149.63	-	Other	23,149.63	1,724.87
	9/06/2021	6,200.0000	19,158.00	18,273.58	-	Other	18,273.58	884.42
	15/06/2021	5,840.0000	18,045.60	17,816.20	-	Other	17,816.20	229.40
		35,090.0000	108,428.10	100,112.99	-		100,112.99	8,315.11
205 2906 Bapcor Ltd (BAP)								
	7/04/2021	5,250.0000	44,625.00	40,119.45	-	Other	40,119.45	4,505.55
	1/06/2021	4,700.0000	39,950.00	38,144.00	-	Other	38,144.00	1,806.00
		9,950.0000	84,575.00	78,263.45	-		78,263.45	6,311.55
207 0116 Sydney Airport Group (SYD)								
	13/01/2014	10.0000	57.90	37.30	1.88	Discount	35.42	22.48
		10.0000	57.90	37.30	1.88		35.42	22.48
Less Discounting								(277,655.21)
TOTALS			3,037,252.02	2,179,597.46	1.88		2,179,595.58	580,001.23
GRAND TOTAL								580,001.23

Provision for Deferred Income Tax = 580,001.23 x 0.15 = 87,000.18

Market Value Movements

From 01/07/2020 to 30/06/2021

Account Number	Account Description	Code	Opening Balance	Purchases	Sales	Adjustments	Closing Market Value	Realised Movement	Unrealised Movement
Domestic Shares									
2050015	South32 Ordinary Fully Paid Deferred	S32	12,419.52	-	-	-	17,837.84	-	5,418.32
2050117	Amscor Limited	AMC	-	25,162.38	23,476.67	-	-	(1,685.71)	-
2050139	Ansell Limited	ANN	-	101,106.67	102,326.59	-	-	1,219.92	-
2050146	ANZ Banking Grp Ltd	ANZ	120,861.76	149,932.41	-	-	339,995.70	-	69,201.53
2050176	ARGO Investments	ARG	47,094.50	-	-	-	58,491.50	-	11,397.00
2050280	Australian Foundat.	AFI	156,586.08	6,228.08	-	-	208,434.28	-	45,620.12
2050339	Bank Of Queensland.	BOQ	6,170.00	113,181.74	24,383.05	-	113,865.89	5,634.29	13,262.91
2050370	Bendigo And Adelaide	BEN	27,184.78	-	32,858.84	-	-	5,674.06	-
2050380	BHP Billiton Limited	BHP	229,606.20	130,176.48	-	-	442,909.83	-	83,127.15
2050416	Bluescope Steel Ltd	BSL	2,887.43	-	-	-	5,424.12	-	2,536.69
2050444	Brambles Limited	BXB	-	10,102.72	9,245.60	-	-	(857.12)	-
2050643	Cochlear Limited	COH	-	39,368.91	44,364.43	-	-	4,995.52	-
2050660	Commonwealth Bank.	CBA	339,602.64	32,237.16	-	-	-	-	-
2050995	Fortescue Metals Grp	FMG	-	79,670.19	-	-	524,816.85	-	152,977.05
2051159	Harvey Norman	HVN	-	20,155.00	22,358.10	-	79,122.60	-	(547.59)
2051474	Macquarie Group Ltd	MQG	-	117,909.79	125,386.16	-	-	2,203.10	-
2051671	National Aust. Bank	NAB	1,541.80	8,036.10	-	-	2,190.02	7,518.67	605.92
2051717	Nine Entertainment	NEC	250,142.38	35,701.93	-	-	371,275.20	-	113,096.72
2051738	Nufarm Limited	NUF	-	55,413.11	40,984.33	-	-	5,282.40	-
2051892	Platinum Capital Ltd	PMC	13,950.00	10,169.50	59,227.11	-	-	3,814.00	-
2051948	QBE Insurance Group	QBE	-	35,777.00	13,940.60	-	-	(9.40)	-
2051984	Accent Group Ltd	AX1	-	11,103.00	11,103.00	-	-	933.50	-
2052060	RIO Tinto Limited	RIO	396,738.00	276,818.57	41,444.62	-	196,292.00	5,667.62	44,454.00
2052142	Santos Ltd	STO	-	30,225.33	32,669.32	-	-	2,443.99	-
2052216	Sonic Healthcare	SHL	-	70,118.75	75,156.39	-	-	5,037.64	-
2052293	Suncorp-metway.	SUN	16,383.25	6,616.00	17,887.48	-	10,332.30	3,165.63	2,054.90
2052299	Super Retail Group Ltd	SUL	-	170,200.04	183,870.25	-	-	13,670.21	-
2052346	Telstra Corporation.	TLS	137,751.30	-	128,403.72	-	-	(9,347.58)	-
2052507	WAM Capital Limited	WAM	-	15,174.50	16,973.00	-	89,950.20	1,798.50	21,520.24
2052533	Westfarmers Limited	WES	94,860.28	2,709.18	29,890.69	-	383,252.69	751.19	100,826.77
2052553	Westpac Banking Corp	WBC	170,471.15	111,954.77	-	-	-	-	-
2052589	Worleyparsons Ltd	WOR	-	10,241.00	11,223.75	-	-	982.75	-
2052663	Treasury Wine Estates Limited	TWE	-	81,634.50	93,403.98	-	-	11,769.48	-
2052752	Orora Limited	ORA	14,833.60	-	18,859.00	-	-	4,025.40	-
2052799	Vingd Intl Shares	VGS	-	10,107.76	10,422.16	-	-	314.40	-
2052856	Dubber Corporation Limited	DUB	18,645.00	319,343.68	279,621.39	-	108,428.10	41,745.70	8,315.11
2052857	VanEck Vectors MSCI World ex Australia Qlt	QHAL	9,577.75	-	10,981.00	-	-	1,403.25	-
2052902	Viva Energy Group Ltd	VEA	-	15,206.60	12,883.78	-	-	(2,322.82)	-

Fund: CKR01

docId: 61895:CKR01:a83cfc245-e0fd-dfd9d-9914-ff5a9c8a17fb

Market Value Movements

From 01/07/2020 to 30/06/2021

Account Number	Account Description	Code	Opening Balance	Purchases	Sales	Adjustments	Closing Market Value	Realised Movement	Unrealised Movement
2052903	Brainchip Holding Ltd	BRN	-	4,741.00	5,984.00	-	-	1,243.00	-
2052904	Smartgroup Corporation Ltd	SIQ	-	35,803.64	39,428.20	-	-	3,624.56	-
2052905	Nuix Ltd	NXL	-	103,147.98	81,006.72	-	-	(22,141.26)	-
2052906	Bapcor Ltd	BAP	-	78,263.45	-	-	84,575.00	-	6,311.55
			2,067,307.42	2,035,817.35	1,876,582.50	-	3,037,194.12	130,473.46	680,178.39
Other Investments									
2052806	Nextdc Limited	NXT	-	50,315.13	42,649.42	-	-	(7,665.71)	-
			-	50,315.13	42,649.42	-	-	(7,665.71)	-
Unit Trusts									
2070091	Transurban Group Stapled	TCL	-	50,677.20	50,480.82	-	-	(196.38)	-
2070114	Scentre Group	SCG	-	10,096.00	12,752.39	-	-	2,656.39	-
2070116	Sydney Airport Group	SYD	56.70	-	-	-	57.90	-	1.20
			56.70	60,773.20	63,233.21	-	57.90	2,460.01	1.20
			2,067,364.12	2,146,905.68	1,982,465.13	-	3,037,252.02	125,267.76	680,179.59
TOTALS									

Investment Summary

As at 30 June 2021

Investment	Code	Units	Average Unit Cost \$	Market Price \$	Adjusted Cost \$	Market Value \$	Gain / Loss \$	Gain / Loss %	Portfolio Weight %
Cash									
Cash at Bank	-	-	-	-	1,018.30	1,018.30	-	-	0.03
Cash at Bank	-	-	-	-	3,944.86	3,944.86	-	-	0.13
					4,963.16	4,963.16			0.16
Domestic Shares									
ANZ Banking Grp Ltd	ANZ	12,078,000 ³⁹⁺¹⁰⁰	26.4189	28.1500 ³⁹	319,087.72	339,995.70	20,907.98	6.55	11.18
ARGO Investments	ARG	6,550,000 ³⁹	5.3797	8.9300	35,236.90	58,491.50 ³⁹	23,254.60	66.00	1.92
Australian Foundat.	AFI	26,654,000 ³⁹	4.5307	7.8200	120,760.16	208,434.28 ³⁹	87,674.12	72.60	6.85
Bank Of Queensland.	BOQ	12,499,000 ³⁹	8.0489	9.1100 ³⁹	100,602.98	113,865.89	13,262.91	13.18	3.74
Bapcor Ltd	BAP	9,950,000 ³⁹	7.8657	8.5000	78,263.45	84,575.00 ³⁹	6,311.55	8.06	2.78
BHP Billiton Limited	BHP	9,119,000 ³⁹⁺¹¹	27.5926	48.5700 ³⁹	251,617.24	442,909.83	191,292.59	76.03	14.56
Bluescope Steel Ltd	BSL	247,000 ⁸⁶	47.2317	21.9600	11,666.23	5,424.12 ⁸⁶	(6,242.11)	(53.51)	0.18
Commonwealth Bank.	CBA	5,255,000 ^{39+85B}	43.4196	99.8700 ³⁹	228,170.17	524,816.85	296,646.68	130.01	17.25
Dubber Corporation Limited	DUB	35,090,000 ³⁹	2.8530	3.0900	100,112.99	108,428.10 ³⁹	8,315.11	8.31	3.56
Fortescue Metals Grp	FMG	3,390,000 ³⁹	23.5015	23.3400	79,670.19	79,122.60 ³⁹	(547.59)	(0.69)	2.60
Macquarie Group Ltd	MQG	14,000 ⁸²	49.8264	156.4300 ⁸²	697.57	2,190.02 ⁸²	1,492.45	213.95	0.07
National Aust. Bank	NAB	14,160,000 ³⁹⁺¹²⁺⁷⁷	26.2401	26.2200 ³⁹	371,559.34	371,275.20	(284.14)	(0.08)	12.20
RIO Tinto Limited	RIO	1,550,000 ³⁹	59.2708	126.6400	91,869.69	196,292.00 ³⁹	104,422.31	113.66	6.45
South32 Ordinary Fully Paid Deferred Set	S32	6,088,000 ³⁹⁺⁵⁹	1.3992	2.9300 ³⁹	8,518.20	17,837.84	9,319.64	109.41	0.59
Suncorp-metway.	SUN	930,000 ³⁹	9.0429	11.1100	8,409.90	10,332.30 ³⁹	1,922.40	22.86	0.34
Wesfarmers Limited	WES	1,522,000 ³⁹	27.1525	59.1000	41,326.08	89,950.20 ³⁹	48,624.12	117.66	2.96
Westpac Banking Corp	WBC	14,849,000 ³⁹	22.3578	25.8100	331,991.35	383,252.69 ³⁹	51,261.34	15.44	12.60
					2,179,560.16	3,037,194.12	857,633.96	39.35	99.83
Unit Trusts									
Sydney Airport Group	SYD	10,000 ^{54B}	3.5420	5.7900 ^{54B}	35.42	57.90 ^{54B}	22.48	63.47	-
					35.42	57.90	22.48	63.47	-
Total Investments					2,184,558.74	3,042,215.18	857,656.44	39.26	100.00

Gain / Loss \$ is equal to Market Value \$ less Adjusted Cost \$
 Gain / Loss % is equal to Gain Loss \$ divided by Adjusted Cost \$, expressed as a percentage.

106



Australian Government
Australian Taxation Office

Agent WALKER PARTNERS (AUST) PTY LTD
Client C J & K A ROBERTS FAMILY SUPERANNUATION FUND
ABN 22 251 758 902
TFN 98 747 629

Income tax 551

Date generated	17/06/2022
Overdue	\$0.00
Not yet due	\$0.00
Balance	\$0.00

Transactions

2 results found - from **01 July 2020** to **30 June 2021** sorted by **processed date** ordered **oldest to newest**

Processed date	Effective date	Description	Debit (DR)	Credit (CR)	Balance
18 Feb 2021	18 Feb 2021	Tax return Self Man Superfund - Income Tax for the period from 01 Jul 19 to 30 Jun 20		\$25,830.72	\$25,830.72 CR
19 Feb 2021	24 Feb 2021	EFT refund for Income Tax for the period from 01 Jul 19 to 30 Jun 20	\$25,830.72		\$0.00

AUSTRALIAN FOUNDATION INVESTMENT COMPANY

ABN 56 004 147 120

Need help?

Contact Computershare Investor Services
GPO Box 2975, Melbourne VIC 3001
Phone (AUS) 1300 662 270 or +61 3 9415 4373
Internet www.investorcentre.com/au/contact

003286 000 AFI



MR CHRISTOPHER JOHN ROBERTS &
MRS KYM ARLENE ROBERTS
<CJ & KA ROBERTS FAMILY S/F>
4 MONTPELIER DRIVE
LOWER PLENTY VIC 3093

Your security holding

ASX Code AFI
Security class Ordinary shares
Holder Number HIN WITHHELD **x0037714151**
TFN or ABN Quoted
Record date 12 August 2020
Payment date 1 September 2020
Allotment date 1 September 2020

**You must keep this document for
your tax records.**

Australian Foundation Investment Company Limited Final dividend payment statement and advice of reinvestment

Number of shares		Dividend rate		Dividend paid	Franked amount	Franking credit
25,712	X	A\$0.14	=	A\$3,599.68	A\$3,599.68	A\$1,542.72

This dividend is franked in Australia at 100% and the corporate tax rate used to determine the franking credit is 30%.
No NZ imputation credits are applicable to this dividend.

If you require your payment to be re-issued, you may be charged an administrative fee which will be deducted from your payment.

IMPORTANT - LIC CAPITAL GAIN INFORMATION

The attributable part of the above dividend is A\$1,836.57

If you are an Australian resident individual, resident trust (except a trust that is a complying superannuation entity) or resident partnership for taxation purposes, you may be entitled to a tax deduction of **A\$918.29** (i.e. 50% of the attributable part). You can claim this deduction in your income tax return. Refer to the section on "Dividend deductions".

If you are a complying superannuation entity or a life insurance company where the shares are complying superannuation assets and an Australian resident for taxation purposes, you may be entitled to a tax deduction of **A\$612.19** (i.e. 1/3rd of the attributable part). If you are any other type of entity, you may not be entitled to a tax deduction.

This LIC capital gains information is for use in the preparation of your 2021 income tax return.

If you are in any doubt about this information, please consult your tax advisor.

Dividend reinvestment

Dividend amount:	A\$3,599.68
Cash balance in your Dividend Reinvestment Plan (the Plan) account brought forward:	A\$5.71
Amount available for reinvestment:	A\$3,605.39
Less the amount applied to issue to you 572 shares at A\$6.30 per share:	A\$3,603.60
Your cash balance carried forward in your Plan account:	A\$1.79
Number of shares participating in the Plan:	25,712
Number of shares allotted for the reinvestment of this dividend:	572

The issue of these DRP shares will be shown on your next CHESS Statement.

Need help?

Contact Computershare Investor Services
GPO Box 2975, Melbourne VIC 3001
Phone (AUS) 1300 662 270 or +61 3 9415 4373
Internet www.investorcentre.com/au/contact

H 001361 000 AFI



MR CHRISTOPHER JOHN ROBERTS &
MRS KYM ARLENE ROBERTS
<CJ & KA ROBERTS FAMILY S/F>
4 MONTPELIER DRIVE
LOWER PLENTY VIC 3093

Your security holding

ASX Code AFI
Security class Ordinary shares
Holder Number HIN WITHHELD
TFN or ABN Quoted
Record date 9 February 2021
Payment date 23 February 2021
Allotment date 23 February 2021

**You must keep this document for
your tax records.**

**Australian Foundation Investment Company Limited
Interim dividend payment statement and advice of reinvestment**

Number of shares		Dividend rate		Dividend paid	Franked amount	Franking credit
26,284	X	A\$0.10	=	A\$2,628.40	A\$2,628.40	A\$1,126.46

This dividend is franked in Australia at 100% and the corporate tax rate used to determine the franking credit is 30%.
No NZ imputation credits are applicable to this dividend.

If you require your payment to be re-issued, you may be charged an administrative fee which will be deducted from your payment.

Dividend reinvestment

Dividend amount:	A\$2,628.40
Cash balance in your Dividend Reinvestment Plan (the Plan) account brought forward:	A\$1.79
Amount available for reinvestment:	A\$2,630.19
Less the amount applied to issue to you 370 shares at A\$7.10 per share (including 5% discount):	A\$2,627.00
Your cash balance carried forward in your Plan account:	A\$3.19
Number of shares participating in the Plan:	26,284
Number of shares allotted for the reinvestment of this dividend:	370

The issue of these DRP shares will be shown on your next CHES Statement.



016511 025 ANZ



MR CHRISTOPHER JOHN ROBERTS
<CJ & KA ROBERTS FAM S/F A/C>
4 MONTPELIER DRIVE
LOWER PLENTY VIC 3093

NEED ASSISTANCE?

www.anz.com/shareholder/centre
anzshareregistry@computershare.com.au

Computershare Investor Services Pty Limited
GPO Box 2975 Melbourne
Victoria 3001 Australia

1800 113 399 (within Australia)
0800 174 007 (within New Zealand)
+61 3 9415 4010 (outside Australia)

Securityholder Reference Number (SRN)

SRN WITHHELD

I0012214791

Share Class: Ordinary
Record Date: 25 August 2020
DRP Election Date: 26 August 2020
Allotment Date: 30 September 2020
TFN/ABN: Quoted

DIVIDEND REINVESTMENT PLAN (DRP) ADVICE

DRP transaction details relating to ANZ's Interim Dividend of A\$0.25 per share for the half year ended 31 March 2020 are set out below.

PARTICIPATING SHARES	FRANKED AMOUNT	UNFRANKED AMOUNT	NET AMOUNT	FRANKING CREDIT
108	A\$27.00	A\$0.00	A\$27.00	A\$11.57
Credit balance brought forward in your DRP account:			A\$21.10	
Total available for reinvestment:			A\$48.10	
Amount applied to the allotment of 2 shares at A\$18.06 each:			A\$36.12	
Credit balance carried forward in your DRP account:			A\$11.98	

The dividend is 100% franked at the Australian company tax rate of 30%.
A NZ Imputation Credit of **NZ\$3.24** has been attached to the above dividend. For NZ taxpayers, your NZ gross income will include the aggregate of the Net Amount and the NZ Imputation Credit which should be included in your income tax return.

Shareholders should obtain their own professional advice on the tax implications of the dividend and retain this document to assist in tax return preparation.

SHAREHOLDING

Number of shares held:	108
New DRP shares:	2
SHARES NOW HELD:	110

ISSUER SPONSORED HOLDING STATEMENT

DATE	TRANSACTION TYPE	TRANSACTION REFERENCE	QUANTITY ON	QUANTITY OFF	REGISTRY REFERENCE	HOLDING BALANCE
30 September 2020	DRP	Allotment	2		Opening Balance	108
					Closing Balance	110

The above Holding Balances may not reflect shares purchased/sold between the Record Date and previous statement date. Neither ANZ nor Computershare will be liable for losses incurred by any person who relies on the Holding Balance without making their own adjustments for any recent transactions.



UPCOMING EVENTS

29 October 2020
Full Year Results announced



016797 025 ANZ



MR CHRISTOPHER JOHN ROBERTS
<CJ & KA ROBERTS FAM S/F A/C>
4 MONTELIER DRIVE
LOWER PLENTY VIC 3093

NEED ASSISTANCE?

- anz.com/shareholder/centre
anzshareregistry@computershare.com.au
- Computershare Investor Services Pty Limited
GPO Box 2975 Melbourne
Victoria 3001 Australia
- 1800 113 399 (within Australia)
0800 174 007 (within New Zealand)
+61 3 9415 4010 (outside Australia)

Securityholder Reference Number (SRN)

SRN WITHHELD

Share Class	Ordinary
Record Date	10 November 2020
DRP Election Date	11 November 2020
Allotment Date	16 December 2020
TFN/ABN	Quoted

DIVIDEND REINVESTMENT PLAN (DRP) ADVICE

DRP transaction details relating to ANZ's Final Dividend of A\$0.35 per share for the year ended 30 September 2020 are set out below.

PARTICIPATING SHARES	FRANKED AMOUNT	UNFRANKED AMOUNT	NET AMOUNT	FRANKING CREDIT
110	A\$38.50	A\$0.00	A\$38.50	A\$16.50

Credit balance brought forward in your DRP account:	A\$11.98
Total available for reinvestment:	A\$50.48
Amount applied to the allotment of 2 shares at A\$22.19 each:	A\$44.38
Credit balance carried forward in your DRP account:	A\$6.10

The dividend is 100% franked at the Australian company tax rate of 30%.
 A NZ Imputation Credit of **NZ\$4.40** has been attached to the above dividend. For NZ taxpayers, your NZ gross income will include the aggregate of the Net Amount and the NZ Imputation Credit which should be included in your income tax return.
 Shareholders should obtain their own professional advice on the tax implications of the dividend and retain this document to assist in tax return preparation.

SHAREHOLDING i

Number of shares held: 110

New DRP shares: 2

SHARES NOW HELD: 112

ISSUER SPONSORED HOLDING STATEMENT


DATE	TRANSACTION TYPE	TRANSACTION REFERENCE	QUANTITY ON	QUANTITY OFF	REGISTRY REFERENCE	HOLDING BALANCE
16 December 2020	DRP	Allotment	2		Opening Balance	110
					Closing Balance	112

The above Holding Balances may not reflect shares purchased/sold between the Record Date and previous statement date. Neither ANZ nor Computershare will be liable for losses incurred by any person who relies on the Holding Balance without making their own adjustments for any recent transactions.


To update your shareholder information in a fast, secure and environmentally friendly way visit anz.com/easyupdate.



NEED ASSISTANCE?

 www.anz.com/shareholder/centre
anzshareregistry@computershare.com.au

 Computershare Investor Services Pty Limited
GPO Box 2975 Melbourne
Victoria 3001 Australia

 1800 113 399 (within Australia)
0800 174 007 (within New Zealand)
+61 3 9415 4010 (outside Australia)

196718 000 ANZ



MR CHRISTOPHER JOHN ROBERTS &
MRS KYM ARLENE ROBERTS
<CJ & KA ROBERTS FAMILY S/F>
4 MONTEPLIER DRIVE
LOWER PLENTY VIC 3093

Holder Identification Number (HIN)

HIN WITHHELD X0037714151

Share Class	Ordinary
Record Date	25 August 2020
DRP Election Date	26 August 2020
Allotment Date	30 September 2020
TFN/ABN	Quoted

DIVIDEND REINVESTMENT PLAN (DRP) ADVICE

DRP transaction details relating to ANZ's Interim Dividend of A\$0.25 per share for the half year ended 31 March 2020 are set out below.

PARTICIPATING SHARES	FRANKED AMOUNT	UNFRANKED AMOUNT	NET AMOUNT	FRANKING CREDIT
6,376	A\$1,594.00	A\$0.00	A\$1,594.00	A\$683.14
Credit balance brought forward in your DRP account:			A\$7.57	
Total available for reinvestment:			A\$1,601.57	
Amount applied to the allotment of 88 shares at A\$18.06 each:			A\$1,589.28	
Credit balance carried forward in your DRP account:			A\$12.29	

The dividend is 100% franked at the Australian company tax rate of 30%. A NZ Imputation Credit of **NZ\$191.28** has been attached to the above dividend. For NZ taxpayers, your NZ gross income will include the aggregate of the Net Amount and the NZ Imputation Credit which should be included in your income tax return.

Shareholders should obtain their own professional advice on the tax implications of the dividend and retain this document to assist in tax return preparation.

SHAREHOLDING

Number of shares held:	6,376
New DRP shares:	88
SHARES NOW HELD:	6,464



UPCOMING EVENTS

29 October 2020
Full Year Results announced



201811 000 ANZ



MR CHRISTOPHER JOHN ROBERTS &
MRS KYM ARLENE ROBERTS
<CJ & KA ROBERTS FAMILY S/F>
4 MONTEPELIER DRIVE
LOWER PLENTY VIC 3093

NEED ASSISTANCE?

anz.com/shareholder/centre
anzshareregistry@computershare.com.au

Computershare Investor Services Pty Limited
GPO Box 2975 Melbourne
Victoria 3001 Australia

1800 113 399 (within Australia)
0800 174 007 (within New Zealand)
+61 3 9415 4010 (outside Australia)

Holder Identification Number (HIN)

HIN WITHHELD

Share Class	Ordinary
Record Date	10 November 2020
DRP Election Date	11 November 2020
Allotment Date	16 December 2020
TFN/ABN	Quoted

DIVIDEND REINVESTMENT PLAN (DRP) ADVICE

DRP transaction details relating to ANZ's **Final Dividend** of A\$0.35 per share for the year ended 30 September 2020 are set out below.

PARTICIPATING SHARES	FRANKED AMOUNT	UNFRANKED AMOUNT	NET AMOUNT	FRANKING CREDIT
6,464	A\$2,262.40	A\$0.00	A\$2,262.40	A\$969.60
Credit balance brought forward in your DRP account:			A\$12.29	
Total available for reinvestment:			A\$2,274.69	
Amount applied to the allotment of 102 shares at A\$22.19 each:			A\$2,263.38	
Credit balance carried forward in your DRP account:			A\$11.31	

The dividend is 100% franked at the Australian company tax rate of 30%. A NZ Imputation Credit of **NZ\$258.56** has been attached to the above dividend. For NZ taxpayers, your NZ gross income will include the aggregate of the Net Amount and the NZ Imputation Credit which should be included in your income tax return.

Shareholders should obtain their own professional advice on the tax implications of the dividend and retain this document to assist in tax return preparation.

SHAREHOLDING

Number of shares held:	6,464
New DRP shares:	102
SHARES NOW HELD:	6,566



To update your shareholder information in a fast, secure and environmentally friendly way visit anz.com/easyupdate.



261458_16_V4



Argo Investments Limited
ABN 35 007 519 520

All correspondence to:

BoardRoom
Smart Business Solutions

Boardroom Pty Limited
ABN 14 003 209 836
GPO Box 3993
Sydney NSW 2001

Tel: 1300 350 716 (within Australia)
Tel: +61 2 9290 9600 (outside Australia)
Fax: +61 2 9279 0664
www.boardroomlimited.com.au
argo@boardroomlimited.com.au

MR CHRISTOPHER JOHN ROBERTS &
MRS KYM ARLENE ROBERTS
<CJ & KA ROBERTS FAMILY S/F>
4 MONTELIER DRIVE
LOWER PLENTY VIC 3093

Reference Number: S00018064111
TFN/ABN Status: Quoted
Subregister: CHES
Record Date: 31/08/2020
Payment Date: 18/09/2020

x0037714151

Dividend Statement

Payment Description: Final Dividend for the year ended 30 June 2020
Security Class: Fully Paid Ordinary Shares

ASX Code: ARG

Number of shares held at Record Date	Dividend Rate per share	Gross Dividend	Withholding Tax	Net Dividend Credited	Franked Amount ¹	Unfranked Amount	Franking Credit ²
6,550	14 cents	\$917.00	Nil	\$917.00	\$917.00	Nil	\$393.00

1. This dividend is 100% franked.

2. The franking credit has been calculated at the tax rate of 30%.

The dividend does not include a listed investment company (LIC) capital gain component.

Direct Credit Instruction

The total net payment has been paid in accordance with your instructions as shown below:

Bank Domicile: AUS
Bank Account Type: Domestic
Bank Code: 182-512
Account Number: *****824
Exchange Rate: N/A
Receipt Currency: AUD
Amount Deposited: 917.00

Please check the above details are correct and the payment has been credited to your account.

Please retain this statement for taxation purposes

S00018064111

97



Argo Investments Limited
 ABN 35 007 519 520

All correspondence to:

BoardRoom
 Smart Business Solutions

Boardroom Pty Limited
 ABN 14 003 209 836
 GPO Box 3993
 Sydney NSW 2001

Tel: 1300 350 716 (within Australia) Tel:
 +61 2 8023 5479 (outside Australia)
 Fax: +61 2 9279 0664
 www.boardroomlimited.com.au
 argo@boardroomlimited.com.au

MR CHRISTOPHER JOHN ROBERTS &
 MRS KYM ARLENE ROBERTS
 <CJ & KA ROBERTS FAMILY S/F>
 4 MONTEPELIER DRIVE
 LOWER PLENTY VIC 3093

Reference Number: S00018064111
TFN/ABN Status: Quoted
Subregister: CHESS
Record Date: 22/02/2021
Payment Date: 12/03/2021

Dividend Statement

Payment Description: Interim Dividend for the year ending 30 June 2021
Security Class: Fully Paid Ordinary Shares

ASX Code: ARG

Number of shares held at Record Date	Dividend Rate per share	Gross Dividend	Withholding Tax	Net Dividend Credited	Franked Amount ¹	Unfranked Amount	Franking Credit ²
6,550	14 cents	\$917.00	Nil	\$917.00	\$917.00	Nil	\$393.00

- This dividend is 100% franked
 - The franking credit has been calculated at the tax rate of 30%.
- The dividend does not include a listed investment company (LIC) capital gain component.

Direct Credit Instruction

The total net payment has been paid in accordance with your instructions as shown below:

Bank Domicile: AUS	Receipt Currency: AUD
Bank Account Type: Domestic	Amount Deposited: 917.00
Bank Code: 182-512	
Account Number: *****824	
Exchange Rate: N/A	

Please check the above details are correct and the payment has been credited to your account.

S00018064111

Please retain this statement for taxation purposes

96



BHP Group Limited
 ABN 49 004 028 077

086853 000 BHP



MR CHRISTOPHER JOHN ROBERTS &
 MRS KYM ARLENE ROBERTS
 <CJ & KA ROBERTS FAMILY S/F>
 4 MONTEPELIER DRIVE
 LOWER PLENTY VIC 3093

Update Your Details:



www.computershare.com.au/investor



(within Australia) 1300 656 780
 (outside Australia) +61 3 9415 4020



Computershare Investor Services Pty Limited
 GPO Box 2975 Melbourne
 Victoria 3001 Australia

Your Shareholding

SHARE CLASS	HOLDER NUMBER
Ordinary Shares	HIN WITHHELD
TFN/ABN STATUS	DIRECT CREDIT REF NO
Quoted	986714
RECORD DATE	PAYMENT DATE
4 September 2020	22 September 2020

You must keep this document for your tax records.

X0037714151

BHP Group Limited Shares

382nd Dividend Payment - Dividend Statement & Direct Credit Advice

The statement below represents your final dividend for the year ended 30 June 2020. This dividend is paid at the rate of 55 US cents (equivalent to 75.456167 Australian cents) per share on your holding of fully paid ordinary shares, registered in your name and entitled to participate as at the record date. This dividend has been franked in Australia at a rate of 100% and the company tax rate used to determine the franking credit is 30%. All amounts are in Australian dollars, except where indicated.

Caroline Cox
 Group General Counsel and Company Secretary

Amount per Security	Number of Securities	Franked Amount	Unfranked Amount	Gross Payment
A75.456167 cents	4,854	A\$3,662.64	A\$0.00	A\$3,662.64
Net Payment				A\$3,662.64
Australian Franking Credit				A\$1,569.70

Your Payment Instruction

MACQUARIE BANK LTD
 BSB: 182-512
 Account Number: XXXXXXXX24

Amount Deposited
A\$3,662.64

If payment cannot be made to the above instruction, you will be issued with a cheque in the same currency as the Amount Deposited.



BHP Group Limited
 ABN 49 004 028 077

086165 000 BHP



MR CHRISTOPHER JOHN ROBERTS &
 MRS KYM ARLENE ROBERTS
 <CJ & KA ROBERTS FAMILY S/F>
 4 MONTPELIER DRIVE
 LOWER PLENTY VIC 3093

Update Your Details:



www.computershare.com.au/investor



(within Australia) 1300 656 780
 (outside Australia) +61 3 9415 4020



Computershare Investor Services Pty Limited
 GPO Box 2975 Melbourne
 Victoria 3001 Australia

Your Shareholding

SHARE CLASS	HOLDER NUMBER
Ordinary Shares	HIN WITHHELD
TFN/ABN STATUS	DIRECT CREDIT REF NO
Quoted	981660
RECORD DATE	PAYMENT DATE
5 March 2021	23 March 2021

You must keep this document for your tax records.

BHP Group Limited Shares

383rd Dividend Payment - Dividend Statement & Direct Credit Advice

The statement below represents your interim dividend for the year ending 30 June 2021. This dividend is paid at the rate of US\$1.01 (equivalent to A\$1.31134770) per share on your holding of fully paid ordinary shares, registered in your name and entitled to participate as at the record date. This dividend has been franked in Australia at a rate of 100% and the company tax rate used to determine the franking credit is 30%. All amounts are in Australian dollars, except where indicated.

Stefanie Wilkinson
 Group Company Secretary

Amount per Security	Number of Securities	Franked Amount	Unfranked Amount	Gross Payment
A\$1.31134770	4,854	A\$6,365.28	A\$0.00	A\$6,365.28
Net Payment				A\$6,365.28
Australian Franking Credit				A\$2,727.98

Your Payment Instruction

MACQUARIE BANK LTD
 BSB: 182-512
 Account Number: XXXXXXXX24

Amount Deposited
A\$6,365.28


If payment cannot be made to the above instruction, you will be issued a cheque in the same currency as the Amount Deposited.

271993_06_V4

94



BHP Group Limited
 ABN 49 004 028 077

083450 025 BHP

 MR CHRISTOPHER ROBERTS &
 MRS KYM ROBERTS
 <ROBERTS FAMILY SUPER A/C>
 4 MONTEPELIER DRIVE
 LOWER PLENTY VIC 3093

Update Your Details:

-  www.computershare.com.au/investor
-  (within Australia) 1300 656 780
(outside Australia) +61 3 9415 4020
-  Computershare Investor Services Pty Limited
 GPO Box 2975 Melbourne
 Victoria 3001 Australia

Your Shareholding

SHARE CLASS	HOLDER NUMBER
Ordinary Shares	HIN WITHHELD
TFN/ABN STATUS	DIRECT CREDIT REF NO
Quoted	892954
RECORD DATE	PAYMENT DATE
4 September 2020	22 September 2020

You must keep this document for your tax records.

x 0008833681

BHP Group Limited Shares

382nd Dividend Payment - Dividend Statement & Direct Credit Advice

The statement below represents your final dividend for the year ended 30 June 2020. This dividend is paid at the rate of 55 US cents (equivalent to 75.456167 Australian cents) per share on your holding of fully paid ordinary shares, registered in your name and entitled to participate as at the record date. This dividend has been franked in Australia at a rate of 100% and the company tax rate used to determine the franking credit is 30%. All amounts are in Australian dollars, except where indicated.

Caroline Cox
 Group General Counsel and Company Secretary

Amount per Security	Number of Securities	Franked Amount	Unfranked Amount	Gross Payment
A75.456167 cents	1,556	A\$1,174.10	A\$0.00	A\$1,174.10
Net Payment				A\$1,174.10
Australian Franking Credit				A\$503.19

Your Payment Instruction

MACQUARIE BANK LTD
 BSB: 183-334
 Account Number: XXXXXXXX24

Amount Deposited
A\$1,174.10


If payment cannot be made to the above instruction, you will be issued with a cheque in the same currency as the Amount Deposited.




To start receiving your statements online simply visit www.computershare.com.au/easyupdate/bhp



BHP Group Limited
 ABN 49 004 028 077

081831 025 BHP

 MR CHRISTOPHER ROBERTS &
 MRS KYM ROBERTS
 <ROBERTS FAMILY SUPER A/C>
 4 MONTPELIER DRIVE
 LOWER PLENTY VIC 3093

Update Your Details:

 www.computershare.com.au/investor

 (within Australia) 1300 656 780
 (outside Australia) +61 3 9415 4020

 Computershare Investor Services Pty Limited
 GPO Box 2975 Melbourne
 Victoria 3001 Australia

Your Shareholding

SHARE CLASS	HOLDER NUMBER
Ordinary Shares	HIN WITHHELD
TFN/ABN STATUS	DIRECT CREDIT REF NO
Quoted	891257
RECORD DATE	PAYMENT DATE
5 March 2021	23 March 2021

You must keep this document for your tax records.

BHP Group Limited Shares

383rd Dividend Payment - Dividend Statement & Direct Credit Advice

The statement below represents your interim dividend for the year ending 30 June 2021. This dividend is paid at the rate of US\$1.01 (equivalent to A\$1.31134770) per share on your holding of fully paid ordinary shares, registered in your name and entitled to participate as at the record date. This dividend has been franked in Australia at a rate of 100% and the company tax rate used to determine the franking credit is 30%. All amounts are in Australian dollars, except where indicated.

Stefanie Wilkinson
 Group Company Secretary

Amount per Security	Number of Securities	Franked Amount	Unfranked Amount	Gross Payment
A\$1.31134770	1,556	A\$2,040.46	A\$0.00	A\$2,040.46
Net Payment				A\$2,040.46
Australian Franking Credit				A\$874.48

Your Payment Instruction

MACQUARIE BANK LTD
 BSB: 183-334
 Account Number: XXXXXXXX24

Amount Deposited
A\$2,040.46

If payment cannot be made to the above instruction, you will be issued a cheque in the same currency as the Amount Deposited.



To start receiving your statements online simply visit www.computershare.com.au/easyupdate/bhp

Transactions

BHP GROUP LIMITED

Recent Transactions

Mr Christopher Roberts + Mrs Kym Roberts X***3681**

ORDINARY FULLY PAID SHARES

Date	Transaction	Movement	Running balance
9/07/2001	BONUS ISSUE	+803	1556
1/06/1999	BONUS PLAN ALLOTMENT	+12	753
24/11/1998	BONUS PLAN ALLOTMENT	+14	741
2/06/1998	BONUS PLAN ALLOTMENT	+13	727
25/11/1997	BONUS PLAN ALLOTMENT	+12	714
28/07/1997	SPS ALLOTMENT - 1997	+134	702
3/06/1997	CERTIFICATED TO CHESS TRANSFER	+568	568

Payment Advice



BlueScope

BLUESCOPE STEEL LIMITED

ABN: 16 000 011 058

MR CHRISTOPHER JOHN ROBERTS <CJ & KA ROBERTS FAM

S/F A/C>

4 MONTPELIER DRIVE
LOWER PLENTY VIC
3093

All Registry communications to:

Link Market Services Limited
Locked Bag A14, Sydney South, NSW 1235
Telephone: +61 1300 855 998
ASX Code: BSL
Email: bluescopesteel@linkmarketservices.com.au
Website: www.linkmarketservices.com.au

DIVIDEND STATEMENT

Reference No.: I*****4655
Payment Date: 14 October 2020
Record Date: 09 September 2020

I40025294655

Security Description	Dividend Rate per Share	Participating Shares	Unfranked Amount	Franked Amount	Total Payment	Franking Credit
BSL - ORDINARY FULLY PAID SHARES	\$0.08	247	\$19.76	\$0.00	\$19.76	\$0.00
			Less Withholding Tax		\$0.00	
			Net Amount		AUD 19.76	
			Represented By:			
			Direct Credit amount		AUD 19.76	

BANKING INSTRUCTIONS

The amount of AUD 19.76 was deposited to the bank account detailed below:

MACQUARIE BANK

MR CHRISTOPHER JOHN ROBERTS <CJ & KA ROBERTS FAM S
BSB: 183-334 ACC: *****9824

DIRECT CREDIT REFERENCE NO.: 1252490637

AUSTRALIAN TAX INFORMATION (A\$)

Income Description	Amount
Conduit Foreign Income (CFI)	\$19.76
Nil CFI	\$0.00
Total unfranked Income	\$19.76

Withholding tax is not payable by non-residents on the Conduit Foreign Income portion of the unfranked dividend amount. The total amount together with the franking credit (if any) should be disclosed as assessable income in your Australian tax return.

The details above relate to a final unfranked dividend of \$0.08 per share payable on ordinary shares entitled to participate in the dividend at the record date. This dividend is declared to be conduit foreign income.

IMPORTANT: Payments to shareholders with a registered address in Australia, Switzerland, United Kingdom, Hong Kong, New Zealand, Singapore or the United States of America are paid by direct credit only. It is therefore important that you provide, or if required, update your banking instructions; otherwise future dividend payments may be delayed.

Currency Options: Our Share Registry offers a foreign direct credit facility that allows you to receive future dividends in a number of different currencies. Once you log into the Investor Centre, go to Payment Instructions from the Payments & Tax tab at the top of the page, where you can obtain further information and provide banking instructions in your choice of currency.

Note: You may require this statement for taxation purposes. All investors should seek independent advice relevant to their own particular circumstances.

Please ensure your details are current by viewing and updating via the online service centre.

88



Balance History

Currency Australian Dollar ▾

◀ View: BSL I*****4655 (MR CHRISTOPHER JOHN ROBERTS <CJ & KA ROBERTS FAM S/F AVC>)

Balance as at date (dd/mm/yyyy) 30/06/2021 📅

Displaying Balance History as at 30 Jun 2021

HIN/SRN EMP ID	Security Code	Closing Price (AUD)	Total Balance	Tradeable Balance	Total Value (AUD)
I*****4655	BSL	21.96	247	247	5,424.12

Viewing 1 - 1 of 1
Total Value: \$ 5,424.12



Transaction History

« View:

CBA. X*****6129 (MR CHRISTOPHER JOHN ROBERTS + MRS KYM ARLENE ROBERTS <CJ & KA ROBERTS FAM SF A/C>)

X0103296129

Date range from (dd/mm/yyyy) 01/07/2020 to (dd/mm/yyyy) 30/06/2021

Displaying Transaction History from 01 Jul 2020 to 30 Jun 2021

HIN/SRN EMP ID	Security Code	Date	Transaction	Change	Running Balance
X*****6129	CBA	28/06/2021	Holding Net Movement (CHESS 510)	205	205

Viewing 1 - 1 of 1



Balance History

Currency Australian Dollar ▾

⏪ View:

CBA, X*****6129 (MR CHRISTOPHER JOHN ROBERTS + MRS KYM ARLENE ROBERTS <CJ & KA ROBERTS FAM SF A/C>)

X0103296129

Balance as at date (dd/mm/yyyy) 30/06/2021

Displaying Balance History as at 30 Jun 2021

HIN/SRN EMP ID	Security Code	Closing Price (AUD)	Total Balance	Tradeable Balance	Total Value (AUD)
X*****6129	CBA	99.87	205	205	20,473.35

Viewing 1 - 1 of 1
Total Value: S 20,473.35

85B

Payment Advice



**Commonwealth
Bank**

ABN 48 123 123 124

All Registry communications to:
Commonwealth Bank of Australia
Locked Bag A14, Sydney South, NSW, 1235
Telephone: 1800 022 440
ASX Code: **CBA**
Email: cba@linkmarketservices.com.au
Website: www.linkmarketservices.com.au

COMMONWEALTH BANK OF AUSTRALIA
ABN: 48 123 123 124

**MR CHRISTOPHER JOHN ROBERTS & MRS KYM ARLENE
ROBERTS <CJ & KA ROBERTS FAMILY S/F>**
4 MONTEPELIER DRIVE
LOWER PLENTY VIC
3093

DIVIDEND STATEMENT

Reference No.: X*****4151
Payment Date: 30 September 2020
Record Date: 20 August 2020

X0037714151

Security Description	Dividend Rate per Share	Participating Shares	Unfranked Amount	Franked Amount	Total Payment	Franking Credit
CBA - ORDINARY SHARES	\$0.98	4,892	\$0.00	\$4,794.16	\$4,794.16	\$2,054.64
						Less Withholding Tax
						Net Amount
						Represented By:
						Dividend Reinvestment Plan amount

DIVIDEND REINVESTMENT PLAN

Cash balance brought forward:	\$65.39
Amount available from this payment:	\$4,794.16
Total amount available for reinvestment:	\$4,859.55
Cost of shares allotted at \$68.53 / share:	\$4,797.10
Number of shares allotted:	70
Cash balance carried forward:	\$62.45
Total shares after allotment:	4,962

HOLDING BALANCE

These shares were allotted under the terms and conditions of the Reinvestment Plan.

Note: The shares after allotment detailed above does not include any ex dividend transactions registered after the ex dividend date or any transactions registered since the record date. Neither the Issuer nor Link Market Services Limited will be liable for any losses incurred by any person who relies on the holding shown without making their own adjustments for any transactions.

FRANKING INFORMATION

Franked Rate per Share	\$0.98
Franking Percentage	100%
Company Tax Rate	30%

New Zealand Imputation Credit in NZD

\$489.20

Attached to this dividend is a New Zealand Imputation Credit of NZ\$0.10 per share. The only Commonwealth Bank shareholders who may obtain benefits from the New Zealand Imputation Credits are New Zealand resident taxpayers who meet certain other requirements. If you require further information, we recommend you talk to your tax advisor or the New Zealand Inland Revenue Department.

For the avoidance of doubt, the offer of the Dividend Reinvestment Plan (DRP) to the public in New Zealand is made in compliance with Australian law and any code, rules or other requirements relating to the offer of the DRP in Australia.

The total amount together with the franking credit (if any) should be disclosed as assessable income in your Australian tax return.

Note: You may require this statement for taxation purposes. All investors should seek independent advice relevant to their own particular circumstances.

Please ensure your details are current by viewing and updating via the online service centre.

8/5/20

Payment Advice



**Commonwealth
Bank**

ABN 48 123 123 124

All Registry communications to:

Commonwealth Bank of Australia
Locked Bag A14, Sydney South, NSW, 1235
Telephone: 1800 022 440
ASX Code: **CBA**
Email: cba@linkmarketservices.com.au
Website: www.linkmarketservices.com.au

COMMONWEALTH BANK OF AUSTRALIA

ABN: 48 123 123 124

**MR CHRISTOPHER JOHN ROBERTS & MRS KYM ARLENE
ROBERTS <CJ & KA ROBERTS FAMILY S/F>
4 MONTELIER DRIVE
LOWER PLENTY VIC
3093**

DIVIDEND STATEMENT

Reference No.: X*****4151
Payment Date: 30 March 2021
Record Date: 17 February 2021

Security Description	Dividend Rate per Share	Participating Shares	Unfranked Amount	Franked Amount	Total Payment	Franking Credit
CBA - ORDINARY SHARES	\$1.50	4,962	\$0.00	\$7,443.00	\$7,443.00	\$3,189.86

Less Withholding Tax

\$0.00

Net Amount

AUD 7,443.00

Represented By:

Dividend Reinvestment Plan amount

AUD 7,443.00

DIVIDEND REINVESTMENT PLAN

Cash balance brought forward:	\$62.45
Amount available from this payment:	\$7,443.00
Total amount available for reinvestment:	\$7,505.45
Cost of shares allotted at \$85.25 / share:	\$7,502.00
Number of shares allotted:	88
Cash balance carried forward:	\$3.45

HOLDING BALANCE

Total shares after allotment:	5,050
-------------------------------	-------

These shares were allotted under the terms and conditions of the Reinvestment Plan.

Note: The shares after allotment detailed above does not include any ex dividend transactions registered after the ex dividend date or any transactions registered since the record date. Neither the Issuer nor Link Market Services Limited will be liable for any losses incurred by any person who relies on the holding shown without making their own adjustments for any transactions.

FRANKING INFORMATION

Franked Rate per Share	\$1.50
Franking Percentage	100%
Company Tax Rate	30%

New Zealand Imputation Credit in NZD

\$496.20

Attached to this dividend is a New Zealand Imputation Credit of NZ\$0.10 per share. The only Commonwealth Bank shareholders who may obtain benefits from the New Zealand Imputation Credits are New Zealand resident taxpayers who meet certain other requirements. If you require further information, we recommend you talk to your tax advisor or the New Zealand Inland Revenue Department.

For the avoidance of doubt, the offer of the Dividend Reinvestment Plan (DRP) to the public in New Zealand is made in compliance with Australian law and any code, rules or other requirements relating to the offer of the DRP in Australia.

The total amount together with the franking credit (if any) should be disclosed as assessable income in your Australian tax return.

Note: You may require this statement for taxation purposes. All investors should seek independent advice relevant to their own particular circumstances.

Please ensure your details are current by viewing and updating via the online service centre.

848



Automic
GPO Box 5193, Sydney, NSW, 2001
P 1300 288 664 (Within Australia)
P +61 (0)2 9698 5414 (Outside Australia)
F +61 (0)2 8583 3040
E hello@automic.com.au **ABN 27152260814**

DUB Transaction History

DUB Transaction history from: 01-July-2020 to: 30-June-2021

X033714151

Date	Description	Amount	Closing Balance
16-July-2020	Market movement	-16,500	0
20-July-2020	Market movement	17,842	17,842
22-July-2020	Market movement	-17,842	0
04-August-2020	Market movement	15,000	15,000
11-August-2020	Market movement	5,000	20,000
16-September-2020	Market movement	9,000	29,000
20-October-2020	Market movement	12,750	41,750
17-November-2020	Share purchase plan acceptance	9,289	51,039
03-December-2020	Market movement	-32,039	19,000
10-December-2020	Market movement	18,000	37,000
15-December-2020	Market movement	26,000	63,000
20-January-2021	Market movement	33,333	96,333
21-January-2021	Market movement	7,300	103,633
03-February-2021	Market movement	-40,633	63,000
08-February-2021	Market movement	-63,000	0
04-June-2021	Market movement	15,000	15,000
07-June-2021	Market movement	8,050	23,050
11-June-2021	Market movement	6,200	29,250
17-June-2021	Market movement	5,840	35,090



Macquarie Group Limited
 ABN 94 122 169 279

All Registry communications to:
 Link Market Services Limited
 Locked Bag A14
 Sydney South NSW 1235 Australia
 Telephone: +61 1300 554 096
 Email: macquarie@linkmarketservices.com.au
 Website: www.linkmarketservices.com.au



025 004646

MR CHRISTOPHER JOHN ROBERTS
 <CJ & KA ROBERTS FAM S/F A/C>
 4 MONTEPELIER DRIVE
 LOWER PLENTY VIC 3093

Dividend Statement

ASX Code: MQG
Payment date: 22 December 2020
Record date: 17 November 2020
SRN/HIN: |*****4051 ?
TFN/ABN Status: Quoted

9

Dear Shareholder,

This dividend statement is for your Macquarie Group interim ordinary dividend for the six months ended 30 September 2020. This dividend is franked at 40% at the Australian corporate tax rate of 30%. Macquarie Group Limited declares the whole of the unfranked amount to be conduit foreign income.

Description	Dividend Rate per share \$	Shares Held	Unfranked Amount \$	Franked Amount \$	Gross Amount \$	Franking Credits \$
Ordinary Shares	1.35	14	11.34	7.56	18.90	3.24

Dividend Reinvestment Plan information:

Cash balance brought forward: \$30.31
 Total available for reinvestment: \$49.21
 Total available has been applied to **0** shares at \$139.08 per share: \$0.00
 Cash balance carried forward to next dividend: \$49.21

Total number of ordinary shares held before the allocation: 14
 Number of shares allocated: 0
 * Total number of ordinary shares held after the allocation: 14

***Note:** The total number of ordinary shares held after the allocation may not be your current holding balance if you have purchased or transferred shares after the Ex-Date. Neither Macquarie Group Limited nor Link Market Services Limited will be liable for any losses incurred by any person who relies on the holding shown without making their own adjustments for any transactions.

IMPORTANT INFORMATION

See overleaf for instructions on how to update your details online.

This statement contains important information to assist you in preparing any tax returns you may be required to lodge. Please retain this statement for taxation purposes as a charge may be levied for replacement.



Macquarie Group Limited
ABN 94 122 169 279

All correspondence to:
BoardRoom

Boardroom Pty Limited
ABN 14 003 209 836
GPO Box 3993
Sydney NSW 2001
Tel: 1300 554 096
macquarie@boardroomlimited.com.au



025 47412

MR CHRISTOPHER JOHN ROBERTS
<CJ & KA ROBERTS FAM S/F A/C>
4 MONTPELIER DRIVE
LOWER PLENTY VIC 3093

ASX Code: MQG
SRN/HIN: I*****4051
TFN/ABN status: Quoted
Record Date: 19/05/2020
Payment Date: 03/07/2020

Dividend Statement – Macquarie Group Limited

Dear Shareholder,

This dividend statement is for your Macquarie Group Limited final ordinary dividend for the year ended 31 March 2020.

This dividend is franked at 40% at the Australian corporate tax rate of 30%. Macquarie Group Limited declares the whole of the unfranked amount to be conduit foreign income.

Description	Dividend Rate per share \$	Shares Participating in DRP	Unfranked Amount \$	Franked Amount \$	Gross Amount \$	Franking Credits \$
Fully Paid Ordinary	1.80	13	14.04	9.36	23.40	4.01

Dividend Reinvestment Plan (DRP) Statement

Cash fraction brought forward	\$117.38
Net dividend available for reinvestment	\$23.40
Total available for reinvestment	\$140.78
DRP issue price	\$110.47
Total amount applied to new shares	\$110.47
Cash balance carried forward to next payment	\$30.31
Number of shares held as at Record Date	13
Number of new shares issued	1
Number of shares now held¹	14


1. The total number of shares now held may not be your current holding balance if you have purchased or transferred shares after the Ex Date. Neither Macquarie Group Limited nor Boardroom Pty Limited will be liable for any financial loss incurred by any holder who relies on the balances shown without making their own adjustments for any further transactions.

Please retain this statement for taxation purposes

4741208



2020 Interim Dividend Statement

025733 025 NAB

 MR CHRISTOPHER ROBERTS &
 MRS KYM ROBERTS
 <ROBERTS FAMILY SUPER A/C>
 4 MONTPELIER DRIVE
 LOWER PLENTY VIC 3093

Need assistance?

www.nab.com.au/shareholder

(in Australia) 1300 367 647
(outside Australia) +61 3 9415 4299

Holder Identification Number (HIN)

HIN WITHHELD

X 0008933681

Summary of key information

Payment Date	3 July 2020
Record Date	4 May 2020
TFN/ABN status	Quoted
ASX code	NAB
Direct Credit Reference No.	901753

Interim Dividend for the year ending 30 September 2020

The dividend is 100% franked at the relevant Australian Corporate Tax Rate of 30%.

Ordinary Shares	Dividend Rate per Share	Unfranked Amount	Franked Amount	Franking Credit
108	30 cents	\$0.00	\$32.40	\$13.89

Dividend Summary

108 shares x 30 cents = \$32.40

Payment details

The cash dividend amount of \$32.40 has been credited to:

MACQUARIE BANK LTD
BSB: 183-334 ACC: *****9824

Tax information

Australian resident shareholders

Franked Amount: This should be included in your assessable income.

Franking Credit: This may also need to be included in your assessable income.

This amount may be available as a tax offset to reduce your income tax liability.


If you are unsure of the tax treatment of your dividend, please contact your accountant or taxation adviser.

Dividend Amount

\$32.40



2020 Final Dividend Statement

021250 025 NAB

 MR CHRISTOPHER ROBERTS &
 MRS KYM ROBERTS
 <ROBERTS FAMILY SUPER A/C>
 4 MONTPELIER DRIVE
 LOWER PLENTY VIC 3093

Contact our Share Registry

www.investorcentre.com/au

(in Australia) 1300 367 647
(outside Australia) +61 3 9415 4299

Holder Identification Number (HIN)

HIN WITHHELD

Summary of key information

Payment Date	10 December 2020
Record Date	13 November 2020
TFN/ABN status	Quoted
ASX code	NAB
Direct Credit Reference No.	402582

Final Dividend for the year ended 30 September 2020

The dividend is 100% franked at the relevant Australian Corporate Tax Rate of 30%.

Ordinary Shares	Dividend Rate per Share	Unfranked Amount	Franked Amount	Franking Credit
108	30 cents	\$0.00	\$32.40	\$13.89

Dividend Summary

108 shares x 30 cents = \$32.40

Payment details

The cash dividend amount of \$32.40 has been credited to:

MACQUARIE BANK LTD
BSB: 183-334 ACC: *****9824

Tax information

Australian resident shareholders

Franked Amount: This should be included in your assessable income.

Franking Credit: This may also need to be included in your assessable income. This amount may be available as a tax offset to reduce your income tax liability.

New Zealand tax resident shareholders

New Zealand tax law requires us to notify shareholders that New Zealand imputation credits have been attached to this dividend at a rate of NZ\$0.09 per share. These credits are only relevant for shareholders required to file a New Zealand income tax return.

The aggregate of the dividend amount together with the attached New Zealand imputation credits is NZ\$44.08.

If you are unsure of the tax treatment of your dividend, please contact your accountant or taxation adviser.

Dividend Amount

\$32.40



Contact our Share Registry

www.investorcentre.com/au

(in Australia) 1300 367 647
(outside Australia) +61 3 9415 4299

000334 000 NAB
MR CHRISTOPHER ROBERTS &
MRS KYM ROBERTS
<ROBERTS FAMILY SUPER A/C>
4 MONTEPELIER DRIVE
LOWER PLENTY VIC 3093

26 February 2021

Residual balance refund from your DRP account

Our records show that you have withdrawn from NAB's Dividend Reinvestment Plan (DRP).

Accordingly, the remaining residual balance of \$19.70 held in your DRP account has been paid to the following bank account on 26 February 2021.

Bank Name: MACQUARIE BANK LTD
BSB: 183-334 ACC: *****9824

If you require any further information, please contact our Share Registry on the telephone numbers above, or view NAB's Dividend Package online at nab.com.au/dividendpackage

Transactions

NATIONAL AUSTRALIA BANK LIMITED

Recent Transactions


Mr Christopher Roberts + Mrs Kym Roberts X***3681**

ORDINARY FULLY PAID SHARES

Date	Transaction	Movement	Running balance
12/12/2019	DRP ALLOTMENT	+3	108
3/07/2019	AUSTRALIAN DRP ALLOTMENT	+3	105
14/12/2018	DRP ALLOTMENT	+5	102
5/07/2018	AUSTRALIAN DRP ALLOTMENT	+3	97



2020 Interim Dividend Statement

025762 025 NAB

 MR CHRISTOPHER JOHN ROBERTS
 <CJ & KA ROBERTS FAM S/F A/C>
 4 MONTPELIER DRIVE
 LOWER PLENTY VIC 3093

Need assistance?

www.nab.com.au/shareholder

(in Australia) 1300 367 647
(outside Australia) +61 3 9415 4299

Securityholder Reference Number (SRN)

SRN WITHHELD

~~XXXX~~ 10035669159

Summary of key information

Payment Date	3 July 2020
Record Date	4 May 2020
TFN/ABN status	Quoted
ASX code	NAB

Interim Dividend for the year ending 30 September 2020

The details below represent your participation in National Australia Bank's Dividend Reinvestment Plan (DRP) on shares registered in your name at the record date.

The dividend is 30 cents per ordinary share, franked to 100% at the relevant Australian Corporate Tax Rate of 30%.

Ordinary Shares	Price per Share	Unfranked Amount	Franked Amount	Franking Credit	Shares Allotted
114	\$15.52	\$0.00	\$34.20	\$14.66	3

Dividend Summary

114 shares x 30 cents = \$34.20

The allotment of shares issued under the DRP is set out on the reverse side of this statement.

Full details of the Dividend Package is available at www.nab.com.au/dividendpackage

Tax information

Australian resident shareholders

Franked Amount: This should be included in your assessable income.

Franking Credit: This may also need to be included in your assessable income. This amount may be available as a tax offset to reduce your income tax liability.

If you are unsure of the tax treatment of your dividend, please contact your accountant or taxation adviser.

Dividend Amount

\$34.20

Dividend Reinvestment Plan (DRP)

Residual amount carried forward from 12 December 2019	\$15.05
Dividend amount participating in the DRP	\$34.20
Total amount for reinvestment	\$49.25
3 ordinary share/s allotted @ \$15.52 per share	\$46.56
Residual amount to be carried forward to the next dividend	\$2.69


Issuer Sponsored Holding Statement

Date	Transaction Type	Registry Reference	Qty On	Qty Off	Holding Balance
4/05/2020		Opening balance			114
3/07/2020	DRP allotment		3		117
3/07/2020		Closing balance ¹			117

¹ The closing balance may differ for shareholders who have purchased or sold NAB shares between 4 May 2020 and 3 July 2020.



2020 Final Dividend Statement

005261 025 NAB

 MR CHRISTOPHER JOHN ROBERTS
 <CJ & KA ROBERTS FAM S/F A/C>
 4 MONTPELIER DRIVE
 LOWER PLENTY VIC 3093

Contact our Share Registry

www.investorcentre.com/au

(in Australia) 1300 367 647
 (outside Australia) +61 3 9415 4299

Securityholder Reference Number (SRN)

SRN WITHHELD

Summary of key information

Payment Date	10 December 2020
Record Date	13 November 2020
TFN/ABN status	Quoted
ASX code	NAB

Final Dividend for the year ended 30 September 2020

The details below represent your participation in National Australia Bank's Dividend Reinvestment Plan (DRP) on shares registered in your name at the record date.

The dividend is 30 cents per ordinary share, franked to 100% at the relevant Australian Corporate Tax Rate of 30%.

Ordinary Shares	Price per Share	Unfranked Amount	Franked Amount	Franking Credit	Shares Allotted
117	\$23.01	\$0.00	\$35.10	\$15.04	1

Dividend Summary

117 shares x 30 cents = \$35.10

The allotment of shares issued under the DRP is set out on the reverse side of this statement.

Full details of the Dividend Package is available at www.nab.com.au/dividendpackage

Tax information

Australian resident shareholders

Franked Amount: This should be included in your assessable income.

Franking Credit: This may also need to be included in your assessable income. This amount may be available as a tax offset to reduce your income tax liability.

New Zealand tax resident shareholders

New Zealand tax law requires us to notify shareholders that New Zealand imputation credits have been attached to this dividend at a rate of NZ\$0.09 per share. These credits are only relevant for shareholders required to file a New Zealand income tax return.

The aggregate of the dividend amount together with the attached New Zealand imputation credits is NZ\$47.75.

If you are unsure of the tax treatment of your dividend, please contact your accountant or taxation adviser.

Dividend Amount

\$35.10

Dividend Reinvestment Plan (DRP)

Residual amount carried forward from 3 July 2020	\$2.69
Dividend amount participating in the DRP	\$35.10
Total amount for reinvestment	\$37.79
1 ordinary share/s allotted @ \$23.01 per share	\$23.01
Residual amount to be carried forward to the next dividend	\$14.78

Issuer Sponsored Holding Statement

Date	Transaction Type	Registry Reference	Qty On	Qty Off	Holding Balance
13/11/2020		Opening balance			117
10/12/2020	DRP allotment		1		118
10/12/2020		Closing balance ¹			118

¹The closing balance may differ for shareholders who have purchased or sold NAB shares between 13 November 2020 and 10 December 2020.

Transactions

NATIONAL AUSTRALIA BANK LIMITED

Recent Transactions

Mr Christopher John Roberts I***9159**

ORDINARY FULLY PAID SHARES

Date	Transaction	Movement	Running balance
10/12/2020	DRP ALLOTMENT	+1	118
3/07/2020	AUSTRALIAN DRP ALLOTMENT	+3	117



2020 Interim Dividend Statement

025763 025 NAB
MR CHRISTOPHER JOHN ROBERTS &
MRS KYM ARLENE ROBERTS
<ROBERTS FAMILY SUPER A/C>
4 MONTPELIER DRIVE
LOWER PLENTY VIC 3093

Need assistance?

www.nab.com.au/shareholder

(in Australia) 1300 367 647
(outside Australia) +61 3 9415 4299

Holder Identification Number (HIN)

HIN WITHHELD
X0037714151

Summary of key information

Payment Date 3 July 2020
Record Date 4 May 2020
TFN/ABN status Quoted
ASX code NAB

Interim Dividend for the year ending 30 September 2020

The details below represent your participation in National Australia Bank's Dividend Reinvestment Plan (DRP) on shares registered in your name at the record date.

The dividend is 30 cents per ordinary share, franked to 100% at the relevant Australian Corporate Tax Rate of 30%.

Table with 6 columns: Ordinary Shares, Price per Share, Unfranked Amount, Franked Amount, Franking Credit, Shares Allotted. Values: 12,801, \$15.52, \$0.00, \$3,840.30, \$1,645.84, 248

Dividend Summary
12,801 shares x 30 cents = \$3,840.30

The allotment of shares issued under the DRP is set out on the reverse side of this statement.

Full details of the Dividend Package is available at www.nab.com.au/dividendpackage

Tax information

Australian resident shareholders

Franked Amount: This should be included in your assessable income.
Franking Credit: This may also need to be included in your assessable income.
This amount may be available as a tax offset to reduce your income tax liability.
If you are unsure of the tax treatment of your dividend, please contact your accountant or taxation adviser.

Dividend Amount \$3,840.30

259664_DCB_VIC/025763/027038/1

71

Dividend Reinvestment Plan (DRP)

Residual amount carried forward from 12 December 2019	\$13.58
Dividend amount participating in the DRP	\$3,840.30
Total amount for reinvestment	\$3,853.88
248 ordinary share/s allotted @ \$15.52 per share	\$3,848.96
Residual amount to be carried forward to the next dividend	\$4.92



2020 Final Dividend Statement

035375 000 NAB



MR CHRISTOPHER JOHN ROBERTS &
MRS KYM ARLENE ROBERTS
<CJ & KA ROBERTS FAMILY S/F>
4 MONTPELIER DRIVE
LOWER PLENTY VIC 3093

Contact our Share Registry

www.investorcentre.com/au

(in Australia) 1300 367 647
(outside Australia) +61 3 9415 4299

Holder Identification Number (HIN)

HIN WITHHELD

Summary of key information

Payment Date 10 December 2020
Record Date 13 November 2020
TFN/ABN status Quoted
ASX code NAB

Final Dividend for the year ended 30 September 2020

The details below represent your participation in National Australia Bank's Dividend Reinvestment Plan (DRP) on shares registered in your name at the record date.

The dividend is 30 cents per ordinary share, franked to 100% at the relevant Australian Corporate Tax Rate of 30%.

Ordinary Shares	Price per Share	Unfranked Amount	Franked Amount	Franking Credit	Shares Allotted
13,755	\$23.01	\$0.00	\$4,126.50	\$1,768.50	179

The allotment of shares issued under the DRP is set out on the reverse side of this statement.

Full details of the Dividend Package is available at www.nab.com.au/dividendpackage

Tax information

Australian resident shareholders

Franked Amount: This should be included in your assessable income.

Franking Credit: This may also need to be included in your assessable income. This amount may be available as a tax offset to reduce your income tax liability.

New Zealand tax resident shareholders

New Zealand tax law requires us to notify shareholders that New Zealand imputation credits have been attached to this dividend at a rate of NZ\$0.09 per share. These credits are only relevant for shareholders required to file a New Zealand income tax return.

The aggregate of the dividend amount together with the attached New Zealand imputation credits is NZ\$5,613.69.

If you are unsure of the tax treatment of your dividend, please contact your accountant or taxation adviser.


Dividend Summary

13,755 shares x 30 cents = \$4,126.50

Dividend Amount \$4,126.50

Dividend Reinvestment Plan (DRP)

Residual amount carried forward from 3 July 2020	\$4.92
Dividend amount participating in the DRP	\$4,126.50
Total amount for reinvestment	\$4,131.42
179 ordinary share/s allotted @ \$23.01 per share	\$4,118.79
Residual amount to be carried forward to the next dividend	\$12.63



025 001991
MR CHRISTOPHER JOHN ROBERTS &
MRS KYM ARLENE ROBERTS
<CJ & KA ROBERTS FAMILY S/F>
4 MONTPELIER DRIVE
LOWER PLENTY VIC 3093

Key Details

Payment date: 21 September 2020
Record date: 1 September 2020
SRN/HIN: X*****4151
TFN/ABN RECEIVED AND RECORDED

X0037714151

Final dividend statement for the six months ended 30 June 2020

This dividend is 100% franked at the company tax rate of 30%.

Description	Dividend rate per share	Participating holding	Unfranked amount	Franked amount	Total amount	Franking credit
Ordinary Dividend	A\$0.03	11,160	\$0.00	\$334.80	\$334.80	\$143.49
Net dividend amount:					\$334.80	

PAYMENT INSTRUCTIONS

MACQUARIE BANK
BSB: 182-512
ACC: *****9824 **ACCOUNT NAME:** C.J. K.A. ROBERTS FAMILY SUPERAN
PAYMENT REFERENCE NUMBER: 001251239190

The payment has been made into the above account. If this account is not valid please turn over for instructions to update your details. Once your details have been updated, a payment will be made within four weeks.



VanEck Vectors MSCI World Ex Australia Quality (Hedged) ETF
 ARSN: 031 507 563
 Place of Incorporation: NSW

CHES HOLDING STATEMENT

For statement enquiries contact
 your CHES Sponsor:

**MORGAN STANLEY WEALTH
 MANAGEMENT AUSTRALIA PTY LTD**

LEVEL 14
 120 COLLINS STREET
 MELBOURNE, VIC 3000
 ☎ 039188 2000



301432 03383
 MR CHRISTOPHER JOHN ROBERTS &
 MRS KYM ARLENE ROBERTS
 <CJ & KA ROBERTS FAMILY S/F>
 4 MONTEPELIER DRIVE
 LOWER PLENTY VIC 3093

Holder ID Number (HIN): X0037714151

CHES Sponsor's ID (PID): 03383

Statement Period: January 2021

Page: 1 of 1

QHAL - VANECK VECTORS MSCI WORLD EX AUS QLTY (HEDGED) ETF

Date	Transaction Type	Transaction ID	Ex/Cum Status	Quantity		Holding Balance
				On	Off	
	Balance Brought Forward from 15 Jun 20					325
20 Jan 21	Movement of Securities due to Purchase, Sale or Transfer	0338311221680400			325	0

FOR YOUR INFORMATION

- ☛ To obtain full terms and conditions of an Issuer's securities contact the Issuer's Registrar or the Issuer directly.
- ☛ For information about CHES Depository Interests (CDIs) and to obtain a free copy of the Financial Services Guide (FSG) or any supplementary FSG for CHES Depository Nominees Pty Ltd go to www.asx.com.au/cdis or phone 131 279.
- ☛ ASX Settlement may by law need to disclose information in CHES Holdings to third parties.

Refer overleaf for additional important information

Share Registry Details:

LINK MARKET SERVICES LIMITED
 LOCKED BAG A14,
 SYDNEY SOUTH NSW 1235
 Ph: 02 82807111



ASX

Issued By:
 ASX Settlement Pty Limited | ABN 49 008 504 532 | PO Box H227, Australia Square Sydney NSW 1215

RioTinto

Rio Tinto Limited
ABN 96 004 458 404

021958 000 RIO



MR CHRISTOPHER JOHN ROBERTS &
MRS KYM ARLENE ROBERTS
<CJ & KA ROBERTS FAMILY S/F>
4 MONTEPELIER DRIVE
LOWER PLENTY VIC 3093

Dividend Statement

x0037714151

Holder Identification Number	HIN WITHHELD
Record Date	7 August 2020
Payable Date	17 September 2020
Half Year Ended	30 June 2020
Tax File Number	Quoted
Shareholding	4,050
AUD Dividend Rate Per Share	216.47 cents
AUD Franked Dividend Payable	\$8,767.04
AUD Unfranked Dividend Payable	\$0.00
AUD Franking Credits	\$3,757.30
AUD Tax Withheld	\$0.00
AUD Dividend Amount	\$8,767.04

Shareholder helpline number: 1800 813 292
New Zealand holders: 0800 450 740
International shareholders: +61 (3) 9415 4030
www.investorcentre.com/rio
Computershare Investor Services Pty Ltd, GPO Box 2975, Melbourne VIC 3001 Australia

Dividend advice - Interim dividend for the half year ended 30 June 2020

Dear shareholder,

We have pleasure in advising that the 2020 interim dividend was declared on 29 July 2020 at the rate of 216.47 Australian cents per share (equivalent to 155.00 US cents). A payment has been made to your nominated bank account in accordance with your details shown below.

The dividend is payable on ordinary shares registered in your name and entitled to participate as at the record date of 7 August 2020. For income tax purposes this dividend is fully franked (100 per cent) at the tax rate of 30 per cent.

Yours sincerely

Tim Paine
Joint Company Secretary

If you require your payment to be re-issued, you may be charged an administrative fee which will be deducted from your payment.

BANKING INSTRUCTION
MACQUARIE BANK LTD
BSB: 182-512 ACC: XXXXXXX24

Date Payable: 17 September 2020
Payment Amount: \$8,767.04

Please retain this dividend statement for your records.

Manage your holdings online: Register at www.investorcentre.com/rio

Elect direct credit payment and electronic communications at Investor Centre, our free self-service website is available 24/7. Manage your shareholdings online, the easy way!

View any outstanding payments



Change payment options



Switch to ecommunications



View your Shareholding



Change your address



Update your TFN



261448_01_Y1

65

RioTinto

Rio Tinto Limited
ABN 96 004 458 404

021944 000 RIO



MR CHRISTOPHER JOHN ROBERTS &
MRS KYM ARLENE ROBERTS
<CJ & KA ROBERTS FAMILY S/F>
4 MONTPELIER DRIVE
LOWER PLENTY VIC 3093

Dividend Statement

Holder Identification Number	HIN WITHHELD
Record Date	5 March 2021
Payable Date	15 April 2021
Year Ended	31 December 2020
Tax File Number	Quoted

Shareholder helpline number: 1800 813 292
New Zealand holders: 0800 450 740
International shareholders: +61 (3) 9415 4030
www.investorcentre.com/rio
Computershare Investor Services Pty Ltd, GPO Box 2975, Melbourne VIC 3001 Australia

Dividend advice - Final and special dividends for the year ended 31 December 2020

Dear shareholder,

On 17 February 2021 Rio Tinto declared a 2020 final dividend of 397.48 Australian cents per share (equivalent to 309.00 US cents), and a special dividend of 119.63 Australian cents per share (equivalent to 93.00 US cents). A payment has been made to your nominated bank account in accordance with your details shown below.

These dividends are payable on ordinary shares registered in your name and entitled to participate as at the record date of 5 March 2021. For income tax purposes these dividends are both fully franked (100 per cent) at the tax rate of 30 per cent.

Payment Type	AUD Dividend Rate Per Share	Shareholding	AUD Franked Dividend Payable	AUD Unfranked Dividend Payable	AUD Franking Credits	Gross Payment
Final	397.48 cents	1,550	\$6,160.94	\$0.00	\$2,640.40	\$6,160.94
Special	119.63 cents	1,550	\$1,854.27	\$0.00	\$794.69	\$1,854.27
AUD Tax Withheld						\$0.00
AUD Dividend Amount						\$8,015.21

Yours sincerely

Tim Paine
Joint Company Secretary

BANKING INSTRUCTION
MACQUARIE BANK LTD
BSB: 182-512 ACC: XXXXXX24

Date Payable: 15 April 2021
Payment Amount: \$8,015.21

Please retain this dividend statement for your records.

Manage your holdings online: Register at www.investorcentre.com/rio

Elect direct credit payment and electronic communications at Investor Centre, our free self-service website is available 24/7. Manage your shareholdings online, the easy way!

View any outstanding payments



Change payment options



Switch to ecommunications



View your Shareholding



Change your address



Update your TFN





South32 Limited
ABN 84 093 732 597

049603 000 S32



MR CHRISTOPHER JOHN ROBERTS &
MRS KYM ARLENE ROBERTS
<CJ & KA ROBERTS FAMILY S/F>
4 MONTELIER DRIVE
LOWER PLENTY VIC 3093

UPDATE YOUR INFORMATION



ONLINE:

www.computershare.com.au/investor



MAIL:

Computershare Investor Services Pty Limited
GPO Box 2975 Melbourne
Victoria 3001 Australia

ENQUIRIES



PHONE:

1800 019 953 (within Australia)
+61 3 9415 4169 (outside Australia)

HOLDER IDENTIFICATION NUMBER (HIN)

HIN WITHHELD *x0037714151*

ASX Code: **S32**
TFN/ABN Status: **Quoted**
Record Date: **11 September 2020**
Payment Date: **8 October 2020**

2020 FINAL DIVIDEND

This payment represents a final dividend of 1 US cent (equivalent to 1.368903 Australian cents) per share for the full year ended 30 June 2020. This dividend is paid on the Ordinary Shares registered in your name and entitled to participate as at the Record Date of 11 September 2020. All amounts are in Australian Dollars, except where indicated.

The final dividend has been franked at a rate of 100% in Australia. The company tax rate used to determine the franking credit is 30%.

If you would like to provide your TFN/ABN/Exemptions, view any outstanding payments, change payment options or view your shareholding, please visit www.computershare.com.au/investor.

CLASS DESCRIPTION	AMOUNT PER SECURITY	NUMBER OF SECURITIES	FRANKED AMOUNT	UNFRANKED AMOUNT	GROSS PAYMENT
Ordinary Shares	1.368903 cents	4,532	\$62.04	\$0.00	\$62.04
Net Payment					\$62.04
Franking Credit					\$26.59

PAYMENT INSTRUCTIONS

MACQUARIE BANK LTD

BSB: **182-512**
Account Number: **XXXXXXXX24**
Payment Reference: **948284**
Amount Paid: **A\$62.04**

Note: You should retain this statement to assist you in preparing your tax return.

! IMPORTANT NOTICE REGARDING YOUR PAYMENT

If payment cannot be made to the above account, the dividend amount will be withheld pending receipt of your valid direct credit instruction. Please ensure your bank details are kept up to date.



South32 Limited
ABN 84 093 732 597

┌ 049158 000 S32



MR CHRISTOPHER JOHN ROBERTS &
MRS KYM ARLENE ROBERTS
<CJ & KA ROBERTS FAMILY S/F>
4 MONTELIER DRIVE
LOWER PLENTY VIC 3093

UPDATE YOUR INFORMATION



ONLINE:

www.computershare.com.au/investor



MAIL:

Computershare Investor Services Pty Limited
GPO Box 2975 Melbourne
Victoria 3001 Australia

ENQUIRIES



PHONE:

1800 019 953 (within Australia)
+61 3 9415 4169 (outside Australia)

HOLDER IDENTIFICATION NUMBER (HIN)

HIN WITHHELD

ASX Code:	S32
TFN/ABN Status:	Quoted
Record Date:	12 March 2021
Payment Date:	8 April 2021

2021 INTERIM DIVIDEND

This payment represents an interim dividend of 1.4 US cents (equivalent to 1.808825 Australian cents) per share for the half year ended 31 December 2020. This dividend is paid on the Ordinary Shares registered in your name and entitled to participate as at the Record Date of 12 March 2021. All amounts are in Australian Dollars, except where indicated.

The interim dividend has been franked at a rate of 100% in Australia. The company tax rate used to determine the franking credit is 30%.

If you would like to provide your TFN/ABN/Exemptions, view any outstanding payments, change payment options or view your shareholding, please visit www.computershare.com.au/investor.

CLASS DESCRIPTION	AMOUNT PER SECURITY	NUMBER OF SECURITIES	FRANKED AMOUNT	UNFRANKED AMOUNT	GROSS PAYMENT
Ordinary Shares	1.808825 cents	4,532	\$81.98	\$0.00	\$81.98
Net Payment					\$81.98
Franking Credit					\$35.13

PAYMENT INSTRUCTIONS

MACQUARIE BANK LTD

BSB:	182-512
Account Number:	XXXXXXXX24
Payment Reference:	944447
Amount Paid:	A\$81.98

Note: You should retain this statement to assist you in preparing your tax return.



IMPORTANT NOTICE REGARDING YOUR PAYMENT

If payment cannot be made to the above account, the dividend amount will be withheld pending receipt of your valid direct credit instruction. Please ensure your bank details are kept up to date.



South32 Limited
ABN 84 093 732 597

042945 025 S32



MR CHRISTOPHER ROBERTS &
MRS KYM ROBERTS
<ROBERTS FAMILY SUPER A/C>
4 MONTELIER DRIVE
LOWER PLENTY VIC 3093

UPDATE YOUR INFORMATION



ONLINE:
www.computershare.com.au/investor



MAIL:
Computershare Investor Services Pty Limited
GPO Box 2975 Melbourne
Victoria 3001 Australia

ENQUIRIES



PHONE:
1800 019 953 (within Australia)
+61 3 9415 4169 (outside Australia)

HOLDER IDENTIFICATION NUMBER (HIN)

HIN WITHHELD

X 0008833681

ASX Code: **S32**
TFN/ABN Status: **Quoted**
Record Date: **11 September 2020**
Payment Date: **8 October 2020**

2020 FINAL DIVIDEND

This payment represents a final dividend of 1 US cent (equivalent to 1.368903 Australian cents) per share for the full year ended 30 June 2020. This dividend is paid on the Ordinary Shares registered in your name and entitled to participate as at the Record Date of 11 September 2020. All amounts are in Australian Dollars, except where indicated.

The final dividend has been franked at a rate of 100% in Australia. The company tax rate used to determine the franking credit is 30%.

If you would like to provide your TFN/ABN/Exemptions, view any outstanding payments, change payment options or view your shareholding, please visit www.computershare.com.au/investor.

CLASS DESCRIPTION	AMOUNT PER SECURITY	NUMBER OF SECURITIES	FRANKED AMOUNT	UNFRANKED AMOUNT	GROSS PAYMENT
Ordinary Shares	1.368903 cents	1,556	\$21.30	\$0.00	\$21.30
Net Payment					\$21.30
Franking Credit					\$9.13

PAYMENT INSTRUCTIONS

MACQUARIE BANK LTD

BSB: **183-334**
Account Number: **XXXXXXXX24**
Payment Reference: **893321**
Amount Paid: **A\$21.30**

Note: You should retain this statement to assist you in preparing your tax return.



IMPORTANT NOTICE REGARDING YOUR PAYMENT

If payment cannot be made to the above account, the dividend amount will be withheld pending receipt of your valid direct credit instruction. Please ensure your bank details are kept up to date.



South32 Limited
ABN 84 093 732 597

041518 025 S32



MR CHRISTOPHER ROBERTS &
MRS KYM ROBERTS
<ROBERTS FAMILY SUPER A/C>
4 MONTEPELIER DRIVE
LOWER PLENTY VIC 3093

UPDATE YOUR INFORMATION



ONLINE:

www.computershare.com.au/investor



MAIL:

Computershare Investor Services Pty Limited
GPO Box 2975 Melbourne
Victoria 3001 Australia

ENQUIRIES



PHONE:

1800 019 953 (within Australia)
+61 3 9415 4169 (outside Australia)

HOLDER IDENTIFICATION NUMBER (HIN)

HIN WITHHELD

ASX Code:	S32
TFN/ABN Status:	Quoted
Record Date:	12 March 2021
Payment Date:	8 April 2021

2021 INTERIM DIVIDEND

This payment represents an interim dividend of 1.4 US cents (equivalent to 1.808825 Australian cents) per share for the half year ended 31 December 2020. This dividend is paid on the Ordinary Shares registered in your name and entitled to participate as at the Record Date of 12 March 2021. All amounts are in Australian Dollars, except where indicated.

The interim dividend has been franked at a rate of 100% in Australia. The company tax rate used to determine the franking credit is 30%.

If you would like to provide your TFN/ABN/Exemptions, view any outstanding payments, change payment options or view your shareholding, please visit www.computershare.com.au/investor.

CLASS DESCRIPTION	AMOUNT PER SECURITY	NUMBER OF SECURITIES	FRANKED AMOUNT	UNFRANKED AMOUNT	GROSS PAYMENT
Ordinary Shares	1.808825 cents	1,556	\$28.15	\$0.00	\$28.15
Net Payment					\$28.15
Franking Credit					\$12.06

PAYMENT INSTRUCTIONS

MACQUARIE BANK LTD

BSB:	183-334
Account Number:	XXXXXXXX24
Payment Reference:	891833
Amount Paid:	A\$28.15

Note: You should retain this statement to assist you in preparing your tax return.

! IMPORTANT NOTICE REGARDING YOUR PAYMENT

If payment cannot be made to the above account, the dividend amount will be withheld pending receipt of your valid direct credit instruction. Please ensure your bank details are kept up to date.

Transactions

SOUTH32 LIMITED

Recent Transactions

Mr Christopher Roberts + Mrs Kym Roberts X***3681**

ORDINARY FULLY PAID SHARES

Date	Transaction	Movement	Running balance
24/05/2015	DEMERGER ALLOTMENT FROM BHP	+1556	1556



ABN 24 004 196 909

013420 000 SHL



MR CHRISTOPHER JOHN ROBERTS & MRS KYM ARLENE ROBERTS <CJ & KA ROBERTS FAMILY S/F> 4 MONTEPELIER DRIVE LOWER PLENTY VIC 3093

Update your information:

Online: www.computershare.com.au/easyupdate/shl

By Mail: Computershare Investor Services Pty Limited GPO Box 2975 Melbourne Victoria 3001 Australia

Enquiries:

(within Australia) 1300 850 505 (international) +61 3 9415 4000

Holder Identification Number (HIN)

HIN WITHHELD X0037714151

ASX Code SHL TFN/ABN Status Quoted Record Date 8 September 2020 Payment Date 22 September 2020 Direct Credit Reference No. 815429

2020 Final Dividend

Dear Securityholder

This advice represents payment of your Final Dividend for the year ended 30 June 2020 at the rate of 51 cents per share.

This payment is 30% franked at 30%.

For foreign registered securityholders, the directors declare that the unfranked portion of this dividend includes no Conduit Foreign Income. Non-resident withholding tax is therefore payable on this dividend. Future dividends may include Conduit Foreign Income and you will be advised of this at the relevant time.

Ensure your information is up to date. Simply visit www.computershare.com.au/easyupdate/shl to update your TFN, banking instructions or personal details.

Yours faithfully

Paul Alexander Company Secretary

Table with 6 columns: Class Description, Amount per Security, Number of Securities, Franked Amount, Unfranked Amount, Gross Payment. Row 1: Ordinary Shares, 51 Cents, 485, \$74.21, \$173.14, \$247.35

Note 1: You should retain this statement to assist you in preparing your tax return.

Note 2: If you require your payment to be re-issued, you may be charged an administrative fee which will be deducted from your payment.

Summary table: Net Payment AUD\$247.35, Franking Credit \$31.80

Your Payment Instruction

MACQUARIE BANK LTD BSB: 182-512 Account number: XXXXXXXX24

Amount Deposited AUD\$247.35

If payment cannot be made to the above instruction, a cheque will be forwarded to your registered address.



SONIC HEALTHCARE LIMITED

ABN 24 004 196 909

014000 000 SHL



MR CHRISTOPHER JOHN ROBERTS &
MRS KYM ARLENE ROBERTS
<CJ & KA ROBERTS FAMILY S/F>
4 MONTPELIER DRIVE
LOWER PLENTY VIC 3093

Update your information:

Online:
www.computershare.com.au/easyupdate/shl

By Mail:
Computershare Investor Services Pty Limited
GPO Box 2975 Melbourne
Victoria 3001 Australia

Enquiries:

(within Australia) 1300 850 505
(international) +61 3 9415 4000

Holder Identification Number (HIN)

HIN WITHHELD

ASX Code	SHL
TFN/ABN Status	Quoted
Record Date	10 March 2021
Payment Date	24 March 2021
Direct Credit Reference No.	815884

2021 Interim Dividend

Dear Securityholder

This advice represents payment of your Interim Dividend for the period ended 31 December 2020 at the rate of 36 cents per share.

This payment is 30% franked at 30%.

For foreign registered securityholders, the directors declare that the unfranked portion of this dividend includes no Conduit Foreign Income. Non-resident withholding tax is therefore payable on this dividend. Future dividends may include Conduit Foreign Income and you will be advised of this at the relevant time.

Ensure your information is up to date. Simply visit www.computershare.com.au/easyupdate/shl to update your TFN, banking instructions or personal details.

Yours faithfully

Paul Alexander
Company Secretary

Class Description	Amount per Security	Number of Securities	Franked Amount	Unfranked Amount	Gross Payment
Ordinary Shares	36 Cents	1,660	\$179.28	\$418.32	\$597.60

Note 1: You should retain this statement to assist you in preparing your tax return.

Note 2: If you require your payment to be re-issued, you may be charged an administrative fee which will be deducted from your payment.

Net Payment	AUD\$597.60
Franking Credit	\$76.83

Your Payment Instruction

MACQUARIE BANK LTD
BSB: 182-512 Account number: XXXXXX24

Amount Deposited

AUD\$597.60

If payment cannot be made to the above instruction, a cheque will be forwarded to your registered address.

Transactions

SYDNEY AIRPORT

Recent Transactions

Mr Christopher John Roberts I***4058**

FULLY PAID

Date	Transaction	Movement	Running balance
2/09/2014	IN-SPECIE DISTRIBUTION	+10	10



Sydney Airport Limited (ACN 165 056 360) (SAL)
and The Trust Company (Sydney Airport) Limited
(ACN 115 967 087) (AFSL 301162) (TTCSAL) as
responsible entity for Sydney Airport Trust 1
(ARSN 099 597 921) (SAT1) (together "SYD")

☎ 015885 025 SYD



MR CHRISTOPHER JOHN ROBERTS
<CJ & KA ROBERTS FAM S/F A/C>
4 MONTPELIER DRIVE
LOWER PLENTY VIC 3093

Update your information:

Online:
www.investorcentre.com/au/contact

By Mail:
Computershare Investor Services Pty Ltd
GPO Box 2975 Melbourne
VIC 3001 Australia

Enquiries:
(within Australia) 1800 102 368
(international) +61 3 9415 4195

Securityholder Reference Number (SRN)

SRN WITHHELD
10130204058

ASX Code SYD
Payment Date 15 September 2020
Direct Credit Reference No. 805528

Retail Entitlement Offer Premium Payment

As announced on 7 September 2020, Sydney Airport has received applications for approximately A\$695 million worth of new Sydney Airport stapled securities (**New Securities**) under the retail component of its 1 for 5.15 fully underwritten pro-rata accelerated renounceable entitlement offer (with retail rights trading) at a price of A\$4.56 per New Security (**Retail Entitlement Offer**). Approximately 58.1 million entitlements, representing those entitlements attributable to eligible renouncing and ineligible retail securityholders, were offered for sale via a bookbuild process (**Retail Shortfall Bookbuild**).

The Retail Shortfall Bookbuild was completed on 7 September 2020, with the bookbuild clearing at a price of A\$5.50 per New Security. Eligible retail securityholders who elected not to take up their entitlements, and ineligible retail securityholders, are being paid A\$0.94 for each entitlement sold for their benefit in the Retail Shortfall Bookbuild.

Set out below are the details of your Retail Entitlement Offer premium payment.

Payment description	Payment amount per entitlement	Number of entitlements sold on your behalf	Gross Payment
Premium Payment	A\$0.94	2	\$1.88
Net Payment			\$1.88

Note: You should retain this statement to assist you in preparing your tax return.

Your Payment Instruction

MACQUARIE BANK LTD
BSB: 183-334 Account number: XXXXXXXX24

Amount Deposited
AUD\$1.88



Sydney Airport Limited (ACN 165 056 360)
 Sydney Airport Trust 1 (ARSN 099 597 921)
 - responsible entity
 The Trust Company (Sydney Airport) Limited
 (ACN 115 967 087) (AFSL 301162)
 (together SYD)



All correspondence to:
 Computershare Investor Services Pty Limited
 GPO Box 2975 Melbourne
 Victoria 3001 Australia
 Enquiries (within Australia) 1800 102 368
 (outside Australia) 61 3 9415 4195
www.investorcentre.com/au/contact

┌ 030508 025 SYD



MR CHRISTOPHER JOHN ROBERTS
 <CJ & KA ROBERTS FAM S/F A/C>
 4 MONTPELIER DRIVE
 LOWER PLENTY VIC 3093

Holder Number: SRN WITHHELD
 Statement Date: 31 March 2021

2021 SYD Tax Statement Information for your 2021 Income Tax Return

This statement has been prepared for persons who were residents of Australia for income tax purposes throughout the year ending 30 June 2021 and held their SYD investments on capital account. It will assist those persons with the completion of their 2021 income tax returns. This statement should be read together with the 2021 SYD Tax Statement Guide. The 2021 SYD Tax Statement Guide will be issued in time for lodgement of your 2021 income tax return. Should you have any questions relating to your personal tax position, it is recommended that you contact your accountant or taxation adviser.

Sydney Airport Trust 1 (SAT1) made a choice to elect into the Attribution Managed Investment Trust (AMIT) regime in respect of the year ended 31 December 2020. As a result, SAT1 is required to provide you with an AMIT Member Annual (AMMA) Statement.

This 2021 SYD Tax Statement is also your AMMA Statement in respect of your security holding in SAT1 during the year ended 31 December 2020. This AMMA Statement also provides a reasonable estimate of the AMIT cost base net amount. Further details in relation to SAT1 making the choice to elect into the AMIT regime can be found on our website at: www.sydneyairport.com.au/AMIT

PART A: SUMMARY OF 2021 TAX RETURN (SUPPLEMENTARY SECTIONS) ITEMS

Item	Amount	Tax return label
Dividends - Unfranked - SAL	\$0.00	11S
Share of credit for TFN amounts withheld - SAL	\$0.00	11V
Share of non-primary production income - SAT1	\$0.42	13U
Share of credit for TFN amounts withheld - SAT1	\$0.00	13R

PART B: SAL - DIVIDEND

	Cash Distribution
Dividends - Unfranked	\$0.00
Less TFN amounts withheld ^(A)	\$0.00
Less non-resident withholding tax ^(B)	\$0.00
Net Cash Distribution from SAL	\$0.00

PART C: SAT1 - COMPONENTS (ATTRIBUTION AMOUNTS)

	Cash Distribution	Tax paid / Offsets	Tax Attribution
Australian income			
Interest	\$0.00	\$0.00	\$0.42
Non primary production income	\$0.00	\$0.00	\$0.42
AMIT cost base net amount - excess (Decrease cost base) ^(C)			\$0.00
AMIT cost base net amount - shortfall (Increase cost base) ^(D)			\$0.42
Gross SAT1 Cash Distribution	\$0.00		
Less TFN amounts withheld ^(E)	\$0.00		
Less non-resident withholding tax ^(F)	\$0.00		
Net Cash Distribution from SAT1	\$0.00		

Notes:

(A) Australian resident investor had tax file number (TFN) withholding remitted to the ATO in respect of their unfranked dividends from SAL at the highest marginal tax rate (including Medicare levy) where a TFN or Australian business number (ABN) was not supplied and an exemption not claimed.

(B) For non-residents and subject to any exemptions, the unfranked dividends received will have non-resident withholding tax deducted at a withholding tax rate depending on the country recorded as your address generally at 10%, 15% or 30%.

(C) The AMIT cost base net amount - excess (decrease) for the year ended 31 December 2020 decreases your tax cost base in the SAT1 units.

(D) The AMIT cost base net amount - shortfall (increase) for the year ended 31 December 2020 increases your tax cost base in the SAT1 units.

(E) Australian resident investor had TFN withholding remitted to the ATO in respect of their SAT1 attributed amounts at the highest marginal tax rate (including Medicare levy) where a TFN or ABN was not supplied and an exemption not claimed.

(F) For non-residents and subject to any exemptions, 10% interest withholding tax has been deducted in respect of the SAT1 attributed amounts referable to Australian interest income.

The information in this annual tax statement and the explanatory notes is given in good faith from sources believed to be accurate at this date but no warranty of accuracy or reliability is given and no responsibility arising in any other way including by reason of negligence for errors or omissions herein is accepted by Sydney Airport Limited, The Trust Company (Sydney Airport) Limited as responsible entity for SAT1, or members of the Sydney Airport group or their officers.

This annual tax statement summary and the explanatory notes are not intended to be tax advice and investors should consult a professional tax adviser if necessary for tax advice required in connection with completion of tax returns.

Please retain this statement for your income tax purposes.

We recommend you seek professional advice if you have questions about your personal tax position.



Transaction History

<< View:

TLS: X*****4151 (MR CHRISTOPHER JOHN ROBERTS + MRS KYM ARLENE ROBERTS <CJ & KA ROBERTS FAMILY S/F>)

Date range from (dd/mm/yyyy) 01/07/2020 to (dd/mm/yyyy) 30/06/2021

Displaying Transaction History from 01 Jul 2020 to 30 Jun 2021

HIN/SRN EMP ID	Security Code	Date	Transaction	Change	Running Balance
X*****4151	TLS	19/11/2020	Holding Net Movement (CHESS 510)	-5.400	0
X*****4151	TLS	12/11/2020	Holding Net Movement (CHESS 510)	-10.000	5.400
X*****4151	TLS	10/11/2020	Holding Net Movement (CHESS 510)	-5.000	15.400
X*****4151	TLS	09/11/2020	Holding Net Movement (CHESS 510)	-10.000	20.400
X*****4151	TLS	03/11/2020	Holding Net Movement (CHESS 510)	-7.410	30.400
X*****4151	TLS	03/08/2020	Holding Net Movement (CHESS 510)	-6.200	37.810

Viewing 1 - 6 of 6

Ask us now ^ 51

Chat Feedback

s Limited

Type your message...

Send



Corporation Limited

ABN 33 051 775 556

State of Incorporation/Registration: ACT

CHES HOLDING STATEMENT

For statement enquiries contact your CHES Sponsor:

MORGAN STANLEY WEALTH MANAGEMENT AUSTRALIA PTY LTD

LEVEL 14
120 COLLINS STREET
MELBOURNE, VIC 3000

☎ 039188 2000



058923

03383

MR CHRISTOPHER JOHN ROBERTS &
MRS KYM ARLENE ROBERTS
<CJ & KA ROBERTS FAMILY S/F>
4 MONTEPELIER DRIVE
LOWER PLENTY VIC 3093

Holder ID Number (HIN): 0037714151

CHES Sponsor's ID (PID): 03383

Statement Period: November 2020

Page: 1 of 1

TLS - ORDINARY FULLY PAID

Date	Transaction Type	Transaction ID	Ex/Cum Status	Quantity		Holding Balance
				On	Off	
	Balance Brought Forward from 03 Aug 20					37810
03 Nov 20	Movement of Securities due to Purchase, Sale or Transfer	0338311144013400			7410	30400
09 Nov 20	Movement of Securities due to Purchase, Sale or Transfer	0338311148553300			10000	20400
10 Nov 20	Movement of Securities due to Purchase, Sale or Transfer	0338311149484900			5000	15400
12 Nov 20	Movement of Securities due to Purchase, Sale or Transfer	0338311154137600			10000	5400
19 Nov 20	Movement of Securities due to Purchase, Sale or Transfer	0338311162386100			5400	0

FOR YOUR INFORMATION

- ☛ To obtain full terms and conditions of an Issuer's securities contact the Issuer's Registrar or the Issuer directly.
- ☛ For information about CHES Depository Interests (CDIs) and to obtain a free copy of the Financial Services Guide (FSG) or any supplementary FSG for CHES Depository Nominees Pty Ltd go to www.asx.com.au/cdis or phone 131 279.
- ☛ ASX Settlement may by law need to disclose information in CHES Holdings to third parties.

Refer overleaf for additional important information

Share Registry Details:

LINK MARKET SERVICES LIMITED
TELSTRA CORPORATION LIMITED
PO BOX A942
SYDNEY SOUTH NSW 1234
Ph: 1300 886 677



ASX

Issued By:

49

Payment Advice

VIVA ENERGY GROUP LIMITED
ABN: 74 626 661 032

MR CHRISTOPHER JOHN ROBERTS & MRS KYM ARLENE ROBERTS <CJ & KA ROBERTS FAMILY S/F>
4 MONTPELIER DRIVE
LOWER PLENTY VIC
3093

All Registry communications to:
C/- Link Market Services Limited
Locked Bag A14, Sydney South, NSW, 1235
Telephone: 1300 554 474
ASX Code: VEA
Email: registrars@linkmarketservices.com.au
Website: www.linkmarketservices.com.au

CAPITAL REPAYMENT STATEMENT

Reference No.: X*****4151
Payment Date: 13 October 2020
Record Date: 06 October 2020

x0037714151

Security Description	Rate per Security	Participating Holding	Capital Amount
VEA - FULLY PAID ORDINARY SHARES	\$0.2146	8,720	\$1,871.32
		Less Withholding Tax	\$0.00
		Net Amount	AUD 1,871.32
		Represented By:	
		Direct Credit amount	AUD 1,871.32

BANKING INSTRUCTIONS

The amount of AUD 1,871.32 was deposited to the bank account detailed below:

MACQUARIE BANK

C.J. K.A ROBERTS FAMILY SUPERAN
BSB: 182-512 ACC: *****9824

DIRECT CREDIT REFERENCE NO.: 1253001594

All registry communications to:
 Link Market Services Limited
 Locked Bag A6015, Sydney South NSW 1235
 Telephone (free call within Australia): +61 1800 804 255
 ASX Code: WBC
 Email: westpac@linkmarketservices.com.au
 Website: www.linkmarketservices.com.au



025 / 171948
 MR CHRISTOPHER JOHN ROBERTS &
 MRS KYM ARLENE ROBERTS
 <CJ & KA ROBERTS FAMILY S/F>
 4 MONTPELIER DRIVE
 LOWER PLENTY VIC 3093

Key details	X0057714151
Payment date:	18 December 2020
Record date:	12 November 2020
SRN/HIN:	X*****4151
TFN/ABN status:	RECEIVED AND RECORDED

Final dividend statement for the six months ended 30 September 2020
 Dividend Reinvestment Plan (DRP) participant statement

This dividend is 100% franked with Australian franking credits at the company tax rate of 30%.

Description	Participating holding	Dividend rate per share ^a	Unfranked amount	Franked amount	Total amount	Franking credit
Ordinary shares	9,497	31 cents	\$0.00	\$2,944.07	\$2,944.07	\$1,261.74
Net dividend amount					\$2,944.07	
***New Zealand Imputation Credit (NZIC)						NZ\$664.79
Cash balance brought forward from your plan account					\$2.79	
Amount available for reinvestment					\$2,946.86	
Cash reinvested has been applied to 148 shares at \$19.83 per share					\$2,934.84	
Cash balance carried forward in your plan account					\$12.02	

^a The final dividend of 31 cents per share takes into consideration the cost of the Bank Levy which was equivalent to 8 cents per share over 2020. All amounts are in Australian dollars unless otherwise stated.

*** Only relevant for New Zealand taxpayers.

DRP Transaction holding statement

Date	Transaction type	Increase	Decrease	Holding balance
12/11/2020	Opening balance			9,497
18/12/2020	Dividend plan allotment	148		
18/12/2020	Closing balance			9,645

Note: The 'Opening balance' recorded in the DRP holding statement above may not be the same as the 'participating holding' recorded in the top section of the DRP participant statement, where your participation in the DRP is 'partial'. The closing balance of ordinary shares excludes any trades or transfers since the record date. Neither Westpac Banking Corporation nor Link Market Services Limited will be liable for any losses incurred by any person who relies on the holdings shown without making their own adjustments for any transactions not included.

All registry communications to:
 Link Market Services Limited
 Locked Bag A6015, Sydney South NSW 1235
 Telephone (free call within Australia): +61 1800 804 255
 ASX Code: WBC
 Email: westpac@linkmarketservices.com.au
 Website: www.linkmarketservices.com.au



025 / 180804

MR CHRISTOPHER JOHN ROBERTS &
 MRS KYM ARLENE ROBERTS
 <CJ & KA ROBERTS FAMILY S/F>
 4 MONTPELIER DRIVE
 LOWER PLENTY VIC 3093

Key details

Payment date:	25 June 2021
Record date:	14 May 2021
SRN/HIN:	X*****4151
TFN/ABN status:	RECEIVED AND RECORDED

Interim dividend statement for the six months ended 31 March 2021 Dividend Reinvestment Plan (DRP) participant statement

This dividend is 100% franked with Australian franking credits at the company tax rate of 30%.

Description	Participating holding	Dividend rate per share [#]	Unfranked amount	Franked amount	Total amount	Franking credit
Ordinary shares	14,525	58 cents	\$0.00	\$8,424.50	\$8,424.50	\$3,610.50
Net dividend amount					\$8,424.50	
***New Zealand Imputation Credit (NZIC)						NZ\$1,016.75
Cash balance brought forward from your plan account					\$12.02	
Amount available for reinvestment					\$8,436.52	
Cash reinvested has been applied to 324 shares at \$25.98 per share					\$8,417.52	
Cash balance carried forward in your plan account					\$19.00	

[#] The interim dividend of 58 cents per share takes into consideration the cost of the Bank Levy which was equivalent to 4 cents per share over 2021. All amounts are in Australian dollars unless otherwise stated.

*** Only relevant for New Zealand taxpayers.

DRP Transaction holding statement

Date	Transaction type	Increase	Decrease	Holding balance
14/05/2021	Opening balance			14,525
25/06/2021	Dividend plan allotment	324		
25/06/2021	Closing balance			14,849

Note: The 'Opening balance' recorded in the DRP holding statement above may not be the same as the 'participating holding' recorded in the top section of the DRP participant statement, where your participation in the DRP is 'partial'. The closing balance of ordinary shares excludes any trades or transfers since the record date. Neither Westpac Banking Corporation nor Link Market Services Limited will be liable for any losses incurred by any person who relies on the holdings shown without making their own adjustments for any transactions not included.

Please keep this statement for your tax records.
 It can also be accessed online in Link's Investor Centre, see over for login instructions.



All correspondence to:
 Computershare Investor Services Pty Limited
 GPO Box 2975 Melbourne
 Victoria 3001 Australia
 Enquiries (within Australia) 1300 558 062
 (outside Australia) +61 3 9415 4631
 Facsimile +61 3 9473 2500
 www.investorcentre.com/contact
 www.computershare.com

Private and Confidential

┌ 021029 000 WES



MR CHRISTOPHER JOHN ROBERTS &
 MRS KYM ARLENE ROBERTS
 <CJ & KA ROBERTS FAMILY S/F>
 4 MONTEPELIER DRIVE
 LOWER PLENTY VIC 3093

X0037714151

Holder Identification Number (HIN)
HIN WITHHELD

Record Date	26 August 2020
Payment Date	1 October 2020
TFN/ABN Status	Quoted
ASX Code	WES

Final Dividend and Special Dividend

The statement below represents your final dividend (A\$0.77) and special dividend (A\$0.18), totalling A\$0.95 per share for the year ended 30 June 2020. The dividends are fully-franked (100 per cent) for Australian income tax purposes at the corporate tax rate of 30 per cent.

Class Description	Amount per Security	Number of Securities	Franked Amount	Unfranked Amount	Gross Payment	Franking Credit
Ordinary Shares	A\$0.95	1,466	A\$1,392.70	A\$0.00	A\$1,392.70	A\$596.87
Total			A\$1,392.70	A\$0.00	A\$1,392.70	A\$596.87
Net Payment					A\$1,392.70	

Important Notes

1. You should retain this statement to assist you in preparing your tax return.
2. Shareholders should obtain their own professional advice on the tax implications of these dividends.

Non-Resident Shareholders

The Franked Amount is not subject to withholding tax.
 New Zealand imputation credits are not attached to these dividends.

Dividend Investment Plan (DIP) Details

Cash balance brought forward from the previous dividend	A\$26.87
Net payment available for investment in accordance with your instructions	A\$1,392.70
Total available for investment	A\$1,419.57
Less amount applied to the allotment of 30 ordinary shares at A\$45.9840 per share	A\$1,379.52
Cash balance carried forward to next dividend	A\$40.05
Ordinary Shares (ORD)	
Number of participating ORD shares held as at 27 August 2020	1,466
Number of non-participating ORD shares held as at 27 August 2020	0
Add ORD shares allotted on 1 October 2020	30
Total number of ORD shares held*	1,496

*The number of shares held may differ from your current shareholding if you have purchased or sold shares after 24 August 2020. Computershare Investor Services Pty Limited and Wesfarmers Limited will not be liable for any losses incurred by any person who relies on the number of shares held shown above without making their own adjustments for any further transactions.



All correspondence to:
 Computershare Investor Services Pty Limited
 GPO Box 2975 Melbourne
 Victoria 3001 Australia
 Enquiries (within Australia) 1300 558 062
 (outside Australia) +61 3 9415 4631
 Facsimile +61 3 9473 2500
 www.investorcentre.com/contact
 www.computershare.com

Private and Confidential

┌ 021292 000 WES



MR CHRISTOPHER JOHN ROBERTS &
 MRS KYM ARLENE ROBERTS
 <CJ & KA ROBERTS FAMILY S/F>
 4 MONTEPELIER DRIVE
 LOWER PLENTY VIC 3093

Holder Identification Number (HIN)

HIN WITHHELD

Record Date	24 February 2021
Payment Date	31 March 2021
TFN/ABN Status	Quoted
ASX Code	WES

Interim Dividend

The statement below represents your interim dividend for the half-year ended 31 December 2020. The dividend is fully-franked (100 per cent) for Australian income tax purposes at the corporate tax rate of 30 per cent.

Class Description	Amount per Security	Number of Securities	Franked Amount	Unfranked Amount	Gross Payment	Franking Credit
Ordinary Shares	A\$0.88	1,496	A\$1,316.48	A\$0.00	A\$1,316.48	A\$564.21
Total			A\$1,316.48	A\$0.00	A\$1,316.48	A\$564.21
Net Payment					A\$1,316.48	

Important Notes

1. You should retain this statement to assist you in preparing your tax return.
2. Shareholders should obtain their own professional advice on the tax implications of this dividend.

Non-Resident Shareholders

The Franked Amount is not subject to withholding tax.
 New Zealand imputation credits are not attached to this dividend.

Dividend Investment Plan (DIP) Details

Cash balance brought forward from the previous dividend	A\$40.05
Net payment available for investment in accordance with your instructions	A\$1,316.48
Total available for investment	A\$1,356.53
Less amount applied to the allotment of 26 ordinary shares at A\$50.3107 per share	A\$1,308.08
Cash balance carried forward to next dividend	A\$48.45
Ordinary Shares (ORD)	
Number of participating ORD shares held as at 25 February 2021	1,496
Number of non-participating ORD shares held as at 25 February 2021	0
Add ORD shares allotted on 31 March 2021	26
Total number of ORD shares held*	1,522

*The number of shares held may differ from your current shareholding if you have purchased or sold shares after 22 February 2021. Computershare Investor Services Pty Limited and Wesfarmers Limited will not be liable for any losses incurred by any person who relies on the number of shares held shown above without making their own adjustments for any further transactions.

Transactions

WESFARMERS LIMITED

Recent Transactions

Mr Christopher John Roberts + Mrs Kym Arlene Roberts X***4151**

ORDINARY FULLY PAID SHARES

Date	Transaction	Movement	Running balance
31/03/2021	DIVIDEND PLAN ALLOTMENT	+26	1522
1/10/2020	DIVIDEND PLAN ALLOTMENT	+30	1496
5/08/2020	CHESS DAILY MOVEMENT DOWN	-650	1466

Level 14, 120 Collins Street
 Melbourne VIC 3000
 PO Box 360
 Collins Street West VIC 8007
 Tel +61 (0)3 9188 2000 Fax +61 (0)3 9188 2344
www.morganstanley.com.au

Morgan Stanley

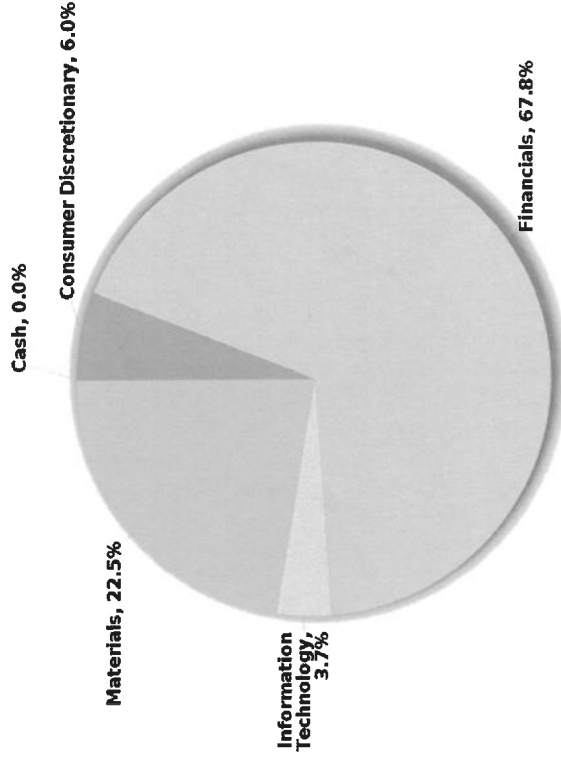
Portfolio Summary at 30th June 2021

Financial Adviser: SEAN LYONS AND DAVERN WHITE
 Tel: +61 3 9188 2228

A/C No: 1495299 C.J & K.A ROBERTS FAMILY SUPERANNUATION FUND
 Portfolio ID: CJKARO

Asset Class	Market Value # (at 30th June 2021)	Weight (at 30th June 2021)	Market Value (at 30th June 2020)	Weight (at 30th June 2020)	Movement
Cash	\$1,018	0.0%	\$45,852	2.2%	(\$44,833)
Term Deposits	\$0	0.0%	\$0	0.0%	\$0
Fixed Income	\$0	0.0%	\$0	0.0%	\$0
Domestic Equities	\$2,919,894	100.0%	\$1,974,382	96.6%	\$945,512
International	\$0	0.0%	\$23,528	1.2%	(\$23,528)
Managed Products	\$0	0.0%	\$0	0.0%	\$0
Property	\$0	0.0%	\$0	0.0%	\$0
Alternatives	\$0	0.0%	\$0	0.0%	\$0
Other	\$0	0.0%	\$0	0.0%	\$0
Unsettled Cash Balance	\$0	0.0%	\$0	0.0%	\$0
Total	\$2,920,912	100.0%	\$2,043,762	100.0%	\$877,151

Asset Weightings at 30th June 2021



Market value of ASX listed securities is calculated using prices as at close of market on 30/06/2021

Morgan Stanley Wealth Management Australia Pty Ltd (ABN 19 009 145 555, AFSL No. 240813) is a Participant of ASX Group. All information, opinions and estimates presented in this report are applicable as at the date of issue, and are subject to change without notice. This report does not represent accountancy or taxation advice and clients should seek professional advice on these matters. Morgan Stanley has the ability to include in your statements holdings that are not sponsored under a Holder Identification Number ('HIN') controlled by Morgan Stanley. In the event that non-sponsored securities are included in your statements please note they are reported on a best endeavours basis and may be inaccurate, as Morgan Stanley relies on information provided by you and third parties. With respect to Cash holdings, please refer to your Cash Management Account provider for your official statement. Morgan Stanley makes no representation or warranty with respect to the accuracy or completeness of such information. If it has been included, cost price data may be based on information provided by you, and as such Morgan Stanley cannot guarantee its accuracy or completeness.

Report Run at 20:32 04/04/2022

Level 14, 120 Collins Street
 Melbourne VIC 3000
 PO Box 360
 Collins Street West VIC 8007
 Tel +61 (0)3 9188 2000 Fax +61 (0)3 9188 2344
 www.morganstanley.com.au

Morgan Stanley

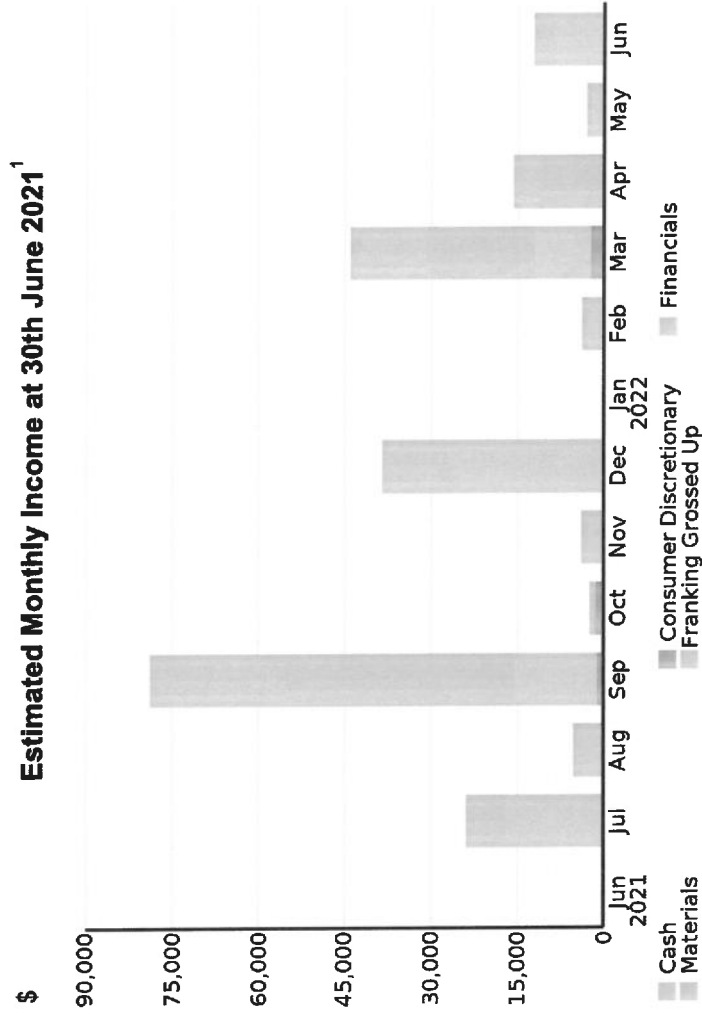
Portfolio Income at 30th June 2021

Financial Adviser: SEAN LYONS AND DAVERN WHITE
 Tel: +61 3 9188 2228

A/C No: 1495299 C.J & K.A ROBERTS FAMILY SUPERANNUATION FUND
 Portfolio ID: CJKARO

Asset Class	Net ¹ Income	Gross ¹ Income	Net ^{2#} Yield	Gross ^{2#} Yield
Cash	\$1	\$1	0.05%	0.05%
Term Deposits	\$0	\$0	0.00%	0.00%
Fixed Income	\$0	\$0	0.00%	0.00%
Domestic Equities	\$162,140	\$231,629	5.55%	7.93%
International	\$0	\$0	0.00%	0.00%
Managed Funds	\$0	\$0	0.00%	0.00%
Managed Products	\$0	\$0	0.00%	0.00%
Property	\$0	\$0	0.00%	0.00%
Alternatives	\$0	\$0	0.00%	0.00%
Total	\$162,141	\$231,630	5.55%	7.93%
Unsettled Balance	\$0			

Estimated Monthly Income at 30th June 2021¹



1. Estimated Income is an annualised return. For domestic equities it is based on 12-month historical returns excluding special dividends, but including all dividends declared but not yet paid. Gross Income includes the value of imputation credits for franked dividends.
 2. Yield is the income as a percentage of market value for equities and deposit value for Term Deposits. Gross Yield includes imputation credits for franked dividends. Net Yield excludes imputation credits.
 # Market value of ASX listed securities is calculated using prices as at close of market on 30/06/2021

Report Run at 20:32 04/04/2022
 Morgan Stanley Wealth Management Australia Pty Ltd (ABN 19 009 145 555, AFSL No. 240813) is a Participant of ASX Group. All information, opinions and estimates presented in this report are applicable as at the date of issue, and are subject to change without notice. This report does not represent accountability or taxation advice and clients should seek professional advice on these matters. Morgan Stanley has the ability to include in your statements holdings that are not sponsored under a Holder Identification Number ('HIN') controlled by Morgan Stanley. In the event that non-sponsored securities are included in your statements please note they are reported on a best endeavours basis and may be inaccurate, as Morgan Stanley relies on information provided by you and third parties. With respect to Cash holdings, please refer to your Cash Management Account provider for your official statement. Morgan Stanley makes no representation or warranty with respect to the accuracy or completeness of such information. If it has been included, cost price data may be based on information provided by you, and as such Morgan Stanley cannot guarantee its accuracy or completeness.

Level 14, 120 Collins Street
 Melbourne VIC 3000
 PO Box 360
 Collins Street West VIC 8007
 Tel +61 (0)3 9188 2000 Fax +61 (0)3 9188 2344
www.morganstanley.com.au

Morgan Stanley

Domestic Equities by Sector at 30th June 2021

Financial Adviser: SEAN LYONS AND DAVERN WHITE
 Tel: +61 3 9188 2228

A/C No: 1495299
 Portfolio ID: CJKARO

C.J & K.A ROBERTS FAMILY SUPERANNUATION FUND

Asset Weightings vs. ASX Weightings* at 30th June 2021

Economic Sector	Market Value #	Weight ASX 200	Weight	Net ¹ Income	Gross ¹ Income	Net ^{2#} Yield	Gross ^{2#} Yield	%
Financials	\$1,980,913	67.8%	30.1%	\$88,036	\$125,765	4.44%	6.35%	240
Materials	\$656,028	22.5%	20.2%	\$69,428	\$99,183	10.58%	15.12%	200
Consumer Discretionary	\$174,525	6.0%	8.2%	\$4,677	\$6,681	2.68%	3.83%	160
Information Technology	\$108,428	3.7%	4.2%	\$0	\$0	0.00%	0.00%	120
Communication Services	\$0	0.0%	4.1%	\$0	\$0	0.00%	0.00%	80
Consumer Staples	\$0	0.0%	5.2%	\$0	\$0	0.00%	0.00%	40
Energy	\$0	0.0%	3.0%	\$0	\$0	0.00%	0.00%	0
Health Care	\$0	0.0%	10.3%	\$0	\$0	0.00%	0.00%	0
Industrials	\$0	0.0%	6.6%	\$0	\$0	0.00%	0.00%	0
Utilities	\$0	0.0%	1.6%	\$0	\$0	0.00%	0.00%	0
Total Domestic Equities	\$2,919,894	100.0%	93.3%	\$162,140	\$231,629	5.55%	7.93%	0
Real Estate	\$0	0.0%	6.7%	\$0	\$0	0.00%	0.00%	0
Total	\$2,919,894	100.0%	100.0%	\$162,140	\$231,629	5.55%	7.93%	0
Unsettled Balance	\$0							0

* A 100% represents a weighting on par with the ASX 200. Positions above 100% are overweight the ASX 200 and positions below 100% are underweight the ASX 200.

1. Estimated Income is an annualised return. For domestic equities it is based on 12-month historical returns excluding 'special dividends', but including all dividends declared but not yet paid. Gross Income includes the value of imputation credits for franked dividends.

2. Yield is the Income as a percentage of market value for equities and deposit value for Term Deposits. Gross Yield includes imputation credits for franked dividends. Net Yield excludes imputation credits.
 # Market value of ASX listed securities is calculated using prices as at close of market on 30/06/2021

Morgan Stanley Wealth Management Australia Pty Ltd (ABN 19 009 145 555, AFSL No. 240813) is a Participant of ASX Group. All information, opinions and estimates presented in this report are applicable as at the date of issue, and are subject to change without notice. This report does not represent accountancy or taxation advice and clients should seek professional advice on these matters. Morgan Stanley has the ability to include in your statements holdings that are not sponsored under a Holder Identification Number (HIN) controlled by Morgan Stanley. In the event that non-sponsored securities are included in your statements please note they are reported on a best endeavours basis and may be inaccurate, as Morgan Stanley relies on information provided by you and third parties. With respect to Cash Holdings, please refer to your Cash Management Account provider for your official statement. Morgan Stanley makes no representation or warranty with respect to the accuracy or completeness of such information. If it has been included, cost price data may be based on information provided by you, and as such Morgan Stanley cannot guarantee its accuracy or completeness.

Report Run at 20:32 04/04/2022

Level 14, 120 Collins Street
 Melbourne VIC 3000
 PO Box 360
 Collins Street West VIC 8007
 Tel +61 (0)3 9188 2000 Fax +61 (0)3 9188 2344
 www.morganstanley.com.au

Morgan Stanley

Portfolio Holding Details at 30th June 2021

Financial Adviser: SEAN LYONS AND DAVERN WHITE
 Tel: +61 3 9188 2228

A/C No: 1495299 C.J & K.A ROBERTS FAMILY SUPERANNUATION FUND
 Portfolio ID: CJKARO

Code	Security Name	Holding	Average ⁴ Cost \$	Total ⁴ Cost \$	Market ^{3#} Price \$	Market ^{3#} Value \$	P Follo %	Gain (Loss) \$	Est Dividend (cents)	Net ¹ Income \$	Gross ¹ Income \$	Net ^{2#} Gross ^{2#} Yield %	Yield %	Income Months
Cash														
MACQMA	MACQUARIE CASH MANAGEMENT ACCOUNT	1,018	1.00	1,018	1.00	1,018	0.0			1	1	0.05	0.05	Sep21 Dec21
Consumer Discretionary														
BAP	BAPCOR LTD FPO	9,950	7.8657	78,263	8.50	84,575	6.0	6,312	21.0	2,090	2,985	2.47	3.53	Sep21 Mar22
WES	WESFARMERS LTD FPO	1,522	18.91	28,784	59.10	89,950	3.1	61,167	170.0	2,587	3,696	2.88	4.11	Oct21 Mar22
Financials														
AFI	AUSTRALIAN FOUNDAT. FPO	26,654	4.5217	120,522	7.82	208,434	7.1	87,912	24.0	6,397	9,139	3.07	4.38	Aug21 Feb22
ANZ	ANZ BANKING GRP LTD FPO	11,966	24.67	295,158	28.15	336,843	11.5	41,685	167.0	19,983	28,547	5.93	8.48	Jul21 Sep21
ARG	ARGO INVESTMENTS FPO	6,550	5.4853	35,928	8.93	58,492	2.0	22,563	30.0	1,965	2,807	3.36	4.80	Sep21 Mar22
BOQ	BANK OF QUEENSLAND. FPO	12,499	8.0707	100,876	9.11	113,866	3.9	12,990	39.0	4,875	6,964	4.28	6.12	Nov21 May22
CBA	COMMONWEALTH BANK. FPO	5,050	34.49	174,158	99.87	504,344	17.3	330,185	375.0	18,938	27,054	3.75	5.36	Sep21 Mar22
NAB	NATIONAL AUST. BANK FPO	13,934	25.06	349,214	26.22	365,349	12.5	16,136	127.0	17,696	25,280	4.84	6.92	Jul21 Dec21
SUN	SUNCORP GROUP LTD FPO	930	11.01	10,240	11.11	10,332	0.4	93	71.0	660	943	6.39	9.13	Sep21 Apr22
WBC	WESTPAC BANKING CORP FPO	14,849	21.14	313,878	25.81	383,253	13.1	69,375	118.0	17,522	25,031	4.57	6.53	Dec21 Jun22
Information Technology														
DUB	DUBBER CORP LTD FPO	35,090	2.8530	100,113	3.09	108,428	3.7	8,315						
Materials														
BHP	BHP GROUP LTD FPO	7,563	25.86	195,580	48.57	367,335	12.6	171,755	481.6	36,425	52,036	9.92	14.17	Sep21 Mar22
FIMG	FORTESCUE METALS GRP FPO	3,390	23.50	79,670	23.34	79,123	2.7	(548)	297.0	10,068	14,383	12.72	18.18	Sep21 Mar22
RIO	RIO TINTO LTD FPO	1,550	63.88	99,009	126.64	196,292	6.7	97,283	1422.9	22,055	31,507	11.24	16.05	Sep21 Apr22

1. Estimated income is an annualised return. For domestic equities it is based on 12-month historical returns excluding 'special dividends', but including all dividends declared but not yet paid. Gross income includes the value of imputation credits for franked dividends.
 2. Yield is the income as a percentage of market value for equities and deposit value for Term Deposits. Gross Yield includes imputation credits for franked dividends. Net Yield excludes imputation credits.
 3. For Warrants not traded as at report date or previous trading day, the previous close ASX Valuation Price is used in all calculations.
 4. For securities with zero cost basis, the Gain/(Loss) detailed reflects the entire "Market Value" as a profit. This amount should be deducted from the "Gain/(Loss)" Portfolio Total Summary and replaced with your true profit/(loss)
 # Market value of ASX listed securities is calculated using prices as at close of market on 30/06/2021
 Morgan Stanley Wealth Management Australia Pty Ltd (ABN 19 009 145 555, AFSL No. 240813) is a Participant of ASX Group. All information, opinions and estimates presented in this report are applicable as at the date of issue, and are subject to change without notice. This report does not represent, accountancy or taxation advice and clients should seek professional advice on these matters. Morgan Stanley has the ability to include in your statements holdings that are not sponsored under a Holder Identification Number (HIN) controlled by Morgan Stanley. In the event that non-sponsored securities are included in your statements please note they are reported on a best endeavours basis and may be inaccurate, as Morgan Stanley relies on information provided by you and third parties. With respect to Cash Holdings, please refer to your Cash Management Account provider for your official statement. Morgan Stanley makes no representation or warranty with respect to the accuracy or completeness of such information. If it has been included, cost price data may be based on information provided by you, and as such Morgan Stanley cannot guarantee its accuracy or completeness.
 Report Run at 20:32 04/04/2022

Level 14, 120 Collins Street
 Melbourne VIC 3000
 PO Box 360
 Collins Street West VIC 8007
 Tel +61 (0)3 9188 2000 Fax +61 (0)3 9188 2344
www.morganstanley.com.au

Morgan Stanley

Portfolio Holding Details at 30th June 2021

Financial Adviser: SEAN LYONS AND DAVERN WHITE
 Tel: +61 3 9188 2228

A/C No: 1495299 C.J & K.A ROBERTS FAMILY SUPERANNUATION FUND
 Portfolio ID: CJKARO

Code	Security Name	Holding	Average ⁴ Cost \$	Total ⁴ Cost \$	Market ^{3#} Price \$	Market ^{3#} Value \$	PFolio %	Gain (Loss) \$	Est Dividend (cents)	Net ¹ Income \$	Gross ¹ Income \$	Net ^{2#} Gross ^{2#} Yield %	Yield %	Income Months
S32	SOUTH32 LTD FPO	4,532	0.9346	4,236	2.93	13,279	0.5	9,043	19.4	880	1,257	6.62	9.46	Oct21 Apr22
Portfolio Total Summary				\$1,986,648		\$2,920,912		\$934,265		\$162,141	\$231,630	5.55	7.93	

Materials

1. Estimated income is an annualised return. For domestic equities it is based on 12-month historical returns excluding 'special dividends', but including all dividends declared but not yet paid. Gross income includes the value of imputation credits for franked dividends.
 2. Yield is the income as a percentage of market value for equities and deposit value for Term Deposits. Gross Yield includes imputation credits for franked dividends. Net Yield excludes imputation credits.
 3. For Warrants not traded as at report date or previous trading day, the previous close ASX Valuation Price is used in all calculations.
 4. For securities with zero cost basis, the Gain/(Loss) detailed reflects the entire "Market Value" as a profit. This amount should be deducted from the "Gain/(Loss)" Portfolio Total Summary and replaced with your true profit/(loss)
 # Market value of ASX listed securities is calculated using prices as at close of market on 30/06/2021
 Morgan Stanley Wealth Management Australia Pty Ltd (ABN 19 009 145 555, AFSL No. 240813) is a Participant of ASX Group. All information, opinions and estimates presented in this report are applicable as at the date of issue, and are subject to change without notice. This report does not represent accountancy or taxation advice and clients should seek professional advice on these matters. Morgan Stanley has the ability to include in your statements holdings that are not sponsored under a Holder Identification Number ("HIN") controlled by Morgan Stanley. In the event that non-sponsored securities are included in your statements please note they are reported on a best endeavours basis and may be inaccurate, as Morgan Stanley relies on information provided by you and third parties. With respect to Cash holdings, please refer to your Cash Management Account provider for your official statement. Morgan Stanley makes no representation or warranty with respect to the accuracy or completeness of such information. If it has been included, cost price data may be based on information provided by you, and as such Morgan Stanley cannot guarantee its accuracy or completeness.
 Report Run at 20:32 04/04/2022

Level 14, 120 Collins Street
 Melbourne VIC 3000
 PO Box 360
 Collins Street West VIC 8007
 Tel +61 (0)3 9188 2000 Fax +61 (0)3 9188 2344
 www.morganstanley.com.au

Financial Transaction Statement

Morgan Stanley

Financial Adviser: SEAN LYONS AND DAVERN WHITE

A/C No: 1495299
 C-J & K.A ROBERTS FAMILY SUPERANNUATION FUND

Statement Period: 01 July 2020 to 30 June 2021

Produced On: 04 April 2022

Transaction Date		Settlement Date	Reference	Details	Transaction Details	Debit	Credit	Balance
AUSTRALIAN DOLLARS (AUD)								
01 Jul 2020				Opening Balance				0.00
01 Jul 2020	03 Jul 2020	C7959755		B 1150 QBE @ 8.737826		10,169.50		10,169.50
01 Jul 2020	03 Jul 2020	C7959756		B 1150 WOR @ 8.800000		10,241.00		20,410.50
03 Jul 2020		R4691317		MIMLARTGS DIRECT DEBIT No. 4691317			20,410.50	0.00
09 Jul 2020	13 Jul 2020	C7962693		B 485 SHL @ 30.990000		15,151.15		15,151.15
13 Jul 2020		R4696596		MIMLARTGS DIRECT DEBIT No. 4696596			15,151.15	0.00
15 Jul 2020	17 Jul 2020	C7964584		S 16500 DUB @ 1.330000				0.00
16 Jul 2020	20 Jul 2020	C7965165		B 17842 DUB @ 1.205000		21,620.61		21,824.00 CR
17 Jul 2020		P4145412		Direct Transfer - Payee CHRISTOPHER ROBERTS KYM ROBERTS ATF C J K A ROBERTS FAMILY SUPERANNUATION FUND		203.39		203.39 CR
21 Jul 2020	23 Jul 2020	C7966222		B 126 VGS @ 79.260000		10,107.76		10,107.76
21 Jul 2020	23 Jul 2020	C7966387		S 17842 DUB @ 1.362018				14,059.70 CR
23 Jul 2020		P4147077		Direct Transfer - Payee CHRISTOPHER ROBERTS KYM ROBERTS ATF C J K A ROBERTS FAMILY SUPERANNUATION FUND		14,059.70	24,167.46	0.00
30 Jul 2020	03 Aug 2020	C7969952		B 932 BXB @ 10.710000		10,102.72		10,102.72
30 Jul 2020	03 Aug 2020	C7969965		B 80 MQG @ 125.820000		10,186.60		20,289.32
31 Jul 2020	04 Aug 2020	C7970908		B 15000 DUB @ 1.315000		19,846.00		40,135.32
31 Jul 2020	04 Aug 2020	C7970922		S 6200 TLS @ 3.350000			20,649.00	19,486.32
03 Aug 2020		R4703542		MIMLARTGS DIRECT DEBIT No. 4703542			20,289.32	803.00 CR
04 Aug 2020	06 Aug 2020	C7971753		S 650 WES @ 46.240000				30,693.69 CR
04 Aug 2020	06 Aug 2020	C7971756		B 3400 BOQ @ 5.815000		19,892.00		10,801.69 CR
04 Aug 2020	06 Aug 2020	C7971757		B 900 TWE @ 11.007833		10,028.05		773.64 CR
04 Aug 2020		P4149842		Direct Transfer - Payee CHRISTOPHER ROBERTS KYM ROBERTS ATF		803.00		29.36

Important Information

This statement is issued by Morgan Stanley Wealth Management Australia Pty Ltd ("Morgan Stanley") (ABN 19 009 145 555, AFSL No. 240813) a Participant of ASX Group. Although the information made available in this statement is believed to be reliable, we do not guarantee its accuracy and it may be incomplete or condensed. The statement is subject to the correction of errors and omissions. Please contact your financial adviser if you become aware of any errors or omissions. You acknowledge that any transactions undertaken by us on your behalf are subject to the terms and conditions provided by us from time to time. You acknowledge that we will not be liable to you for any damages suffered or losses incurred by you as a result of any errors in and omissions from this statement. Please contact your financial adviser for additional details.

Level 14, 120 Collins Street
 Melbourne VIC 3000
 PO Box 360
 Collins Street West VIC 8007
 Tel +61 (0)3 9188 2000 Fax +61 (0)3 9188 2344
 www.morganstanley.com.au

Financial Transaction Statement

Morgan Stanley

Financial Adviser: SEAN LYONS AND DAVERN WHITE

A/C No: 1495299
 C.J & K.A ROBERTS FAMILY SUPERANNUATION FUND

Transaction Details				
Transaction Date	Settlement Date	Reference	Details	Balance
AUSTRALIAN DOLLARS (AUD)				
06 Aug 2020	10 Aug 2020	C7972805	C J K A ROBERTS FAMILY SUPERANNUATION FUND	
			S 1000 RIO @ 105.100000	104,521.95
06 Aug 2020		R4704790	MIMLARTGS DIRECT DEBIT No. 4704790	29.36
07 Aug 2020	11 Aug 2020	C7973096	B 2550 BOQ @ 5.870000	15,089.50
07 Aug 2020	11 Aug 2020	C7973097	B 7700 WAM @ 1.955000	15,174.50
07 Aug 2020	11 Aug 2020	C7973098	B 11500 AX1 @ 1.340000	15,531.00
07 Aug 2020	11 Aug 2020	C7973099	B 10500 NEC @ 1.440000	15,241.00
07 Aug 2020	11 Aug 2020	C7973100	B 8720 VEA @ 1.730000	15,206.60
07 Aug 2020	11 Aug 2020	C7973101	B 5000 DUB @ 1.250000	6,371.00
10 Aug 2020		P4150827	Direct Transfer - Payee CHRISTOPHER ROBERTS KYM ROBERTS ATF	21,908.35
			C J K A ROBERTS FAMILY SUPERANNUATION FUND	0.00
11 Aug 2020	13 Aug 2020	C7973976	B 7000 NEC @ 1.460000	10,341.00
12 Aug 2020	14 Aug 2020	C7974506	B 4750 SCG @ 2.100000	20,437.00
13 Aug 2020	17 Aug 2020	C7975108	S 900 TWE @ 12.900000	11,489.00
13 Aug 2020	17 Aug 2020	C7975124	B 6600 NEC @ 1.514989	10,119.93
13 Aug 2020		R4709612	MIMLARTGS DIRECT DEBIT No. 4709612	10,341.00
14 Aug 2020		R4709970	MIMLARTGS DIRECT DEBIT No. 4709970	10,096.00
17 Aug 2020		P4152312	Direct Transfer - Payee CHRISTOPHER ROBERTS KYM ROBERTS ATF	1,369.07
			C J K A ROBERTS FAMILY SUPERANNUATION FUND	0.00
18 Aug 2020	20 Aug 2020	C7976147	B 750 SUN @ 8.660000	6,616.00
20 Aug 2020		R4711777	MIMLARTGS DIRECT DEBIT No. 4711777	6,616.00
27 Aug 2020	31 Aug 2020	C7980582	S 24100 NEC @ 1.710000	40,984.33
28 Aug 2020	01 Sep 2020	C7981412	B 12500 AX1 @ 1.610000	20,246.00
31 Aug 2020		P4154894	Direct Transfer - Payee CHRISTOPHER ROBERTS KYM ROBERTS ATF	20,738.33
			C J K A ROBERTS FAMILY SUPERANNUATION FUND	0.00
04 Sep 2020	08 Sep 2020	C7984298	B 100 COH @ 190.789100	19,199.91

Important Information

This statement is issued by Morgan Stanley Wealth Management Australia Pty Ltd ("Morgan Stanley") (ABN 19 009 145 555, AFSL No. 240813) a Participant of ASX Group. Although the information made available in this statement is believed to be reliable, we do not guarantee its accuracy and it may be incomplete or condensed. The statement is subject to the correction of errors and omissions. Please contact your financial adviser if you become aware of any errors or omissions. You acknowledge that any transactions undertaken by us on your behalf are subject to the terms and conditions provided by us from time to time. You acknowledge that we will not be liable to you for any damages suffered or losses incurred by you as a result of any errors in and omissions from this statement. Please contact your financial adviser for additional details.

Level 14, 120 Collins Street
 Melbourne VIC 3000
 PO Box 360
 Collins Street West VIC 8007
 Tel +61 (0)3 9188 2000 Fax +61 (0)3 9188 2344
 www.morганstanley.com.au

Financial Transaction Statement

Morgan Stanley

Financial Adviser: SEAN LYONS AND DAVERN WHITE

A/C No: 1495299
 C-J & K.A ROBERTS FAMILY SUPERANNUATION FUND

Transaction Details						
Transaction Date	Settlement Date	Reference	Details	Debit	Credit	Balance
AUSTRALIAN DOLLARS (AUD)						
08 Sep 2020		R4720452	MIMLARTGS DIRECT DEBIT No. 4720452		19,199.91	0.00
09 Sep 2020	11 Sep 2020	C7986004	S 3920 PMC @ 1.260000		4,818.20	4,818.20 CR
11 Sep 2020		P4157424	Direct Transfer - Payee CHRISTOPHER ROBERTS KYM ROBERTS ATF C J K A ROBERTS FAMILY SUPERANNUATION FUND	4,818.20		0.00
14 Sep 2020	16 Sep 2020	C7987292	S 7240 PMC @ 1.260000		9,122.40	9,122.40 CR
14 Sep 2020	16 Sep 2020	C7987384	B 9000 DUB @ 0.965000	8,806.00		316.40 CR
16 Sep 2020		P4158047	Direct Transfer - Payee CHRISTOPHER ROBERTS KYM ROBERTS ATF C J K A ROBERTS FAMILY SUPERANNUATION FUND	316.40		0.00
17 Sep 2020	21 Sep 2020	C7989232	B 11000 BRN @ 0.420000	4,741.00		4,741.00
21 Sep 2020		R4724040	MIMLARTGS DIRECT DEBIT No. 4724040		4,741.00	0.00
02 Oct 2020	06 Oct 2020	C7994218	S 24000 AX1 @ 1.736410		41,444.62	41,444.62 CR
02 Oct 2020	06 Oct 2020	C7994219	B 170 MQG @ 120.390000	20,587.30		20,857.32 CR
06 Oct 2020		P4161361	Direct Transfer - Payee CHRISTOPHER ROBERTS KYM ROBERTS ATF C J K A ROBERTS FAMILY SUPERANNUATION FUND	20,857.32		0.00
07 Oct 2020	09 Oct 2020	C7995610	B 4200 HVN @ 4.770000	20,155.00		20,155.00
09 Oct 2020		R4731914	MIMLARTGS DIRECT DEBIT No. 4731914		20,155.00	0.00
15 Oct 2020	19 Oct 2020	C7998336	S 250 MQG @ 132.256600		32,882.30	32,882.30 CR
16 Oct 2020	20 Oct 2020	C7998974	B 12750 DUB @ 1.185000	15,229.75		17,652.55 CR
19 Oct 2020		P4165021	Direct Transfer - Payee CHRISTOPHER ROBERTS KYM ROBERTS ATF C J K A ROBERTS FAMILY SUPERANNUATION FUND	17,652.55		0.00
21 Oct 2020	23 Oct 2020	C8000720	B 1750 SIQ @ 5.750000	10,183.50		10,183.50
23 Oct 2020		R4736254	MIMLARTGS DIRECT DEBIT No. 4736254		10,183.50	0.00
27 Oct 2020	29 Oct 2020	C8002614	S 100 COH @ 225.820000		22,457.80	22,457.80 CR
29 Oct 2020	02 Nov 2020	C8003576	B 2450 TWE @ 9.090000	22,392.99		64.81 CR
29 Oct 2020		P4168115	Direct Transfer - Payee CHRISTOPHER ROBERTS KYM ROBERTS ATF C J K A ROBERTS FAMILY SUPERANNUATION FUND	22,457.80		22,392.99

Important Information

This statement is issued by Morgan Stanley Wealth Management Australia Pty Ltd ("Morgan Stanley") (ABN 19 009 145 555, AFSL No. 240613) a Participant of ASX Group. Although the information made available in this statement is believed to be reliable, we do not guarantee its accuracy and it may be incomplete or condensed. The statement is subject to the correction of errors and omissions. Please contact your financial adviser if you become aware of any errors or omissions. You acknowledge that any transactions undertaken by us on your behalf are subject to the terms and conditions provided by us from time to time. You acknowledge that we will not be liable to you for any damages suffered or losses incurred by you as a result of any errors in and omissions from this statement. Please contact your financial adviser for additional details.

Level 14, 120 Collins Street
 Melbourne VIC 3000
 PO Box 360
 Collins Street West VIC 8007
 Tel +61 (0)3 9188 2000 Fax +61 (0)3 9188 2344
 www.morganstanley.com.au

Financial Transaction Statement

Morgan Stanley

Financial Adviser: SEAN LYONS AND DAVERN WHITE

A/C No: 1495299
 C.J & K.A ROBERTS FAMILY SUPERANNUATION FUND

Transaction Date	Settlement Date	Reference	Details	Debit	Credit	Balance
AUSTRALIAN DOLLARS (AUD)						
02 Nov 2020	04 Nov 2020	C8004692	S 7410 TLS @ 2.715000		19,997.15	2,395.84
02 Nov 2020	04 Nov 2020	C8004693	B 2170 TWE @ 9.199687	20,084.32		22,480.16
02 Nov 2020		R4738380	MIMLARTGS DIRECT DEBIT No. 4738380		22,392.99	87.17
04 Nov 2020		R4739179	MIMLARTGS DIRECT DEBIT No. 4739179		87.17	0.00
06 Nov 2020	10 Nov 2020	C8006231	S 485 SHL @ 35.940000		17,309.90	17,309.90 CR
06 Nov 2020	10 Nov 2020	C8006239	S 10000 TLS @ 2.800000		27,846.00	45,155.90 CR
09 Nov 2020	11 Nov 2020	C8006797	S 1150 WOR @ 9.865000		11,223.75	56,379.65 CR
09 Nov 2020	11 Nov 2020	C8006798	B 1550 AMC @ 16.145000	25,162.38		31,217.27 CR
09 Nov 2020	11 Nov 2020	C8006799	S 5000 TLS @ 2.845000		14,104.00	45,321.27 CR
10 Nov 2020		P4169982	Direct Transfer - Payee CHRISTOPHER ROBERTS KYM ROBERTS ATF C J K A ROBERTS FAMILY SUPERANNUATION FUND	19,993.52		25,327.75 CR
11 Nov 2020	13 Nov 2020	C8008039	S 10000 TLS @ 2.935000		29,188.57	54,516.32 CR
11 Nov 2020	13 Nov 2020	C8008044	B 3180 TWE @ 9.110000	29,129.14		25,387.18 CR
11 Nov 2020		P4170459	Direct Transfer - Payee CHRISTOPHER ROBERTS KYM ROBERTS ATF C J K A ROBERTS FAMILY SUPERANNUATION FUND	25,327.75		59.43 CR
13 Nov 2020		P4171221	Direct Transfer - Payee CHRISTOPHER ROBERTS KYM ROBERTS ATF C J K A ROBERTS FAMILY SUPERANNUATION FUND	59.43		0.00
18 Nov 2020	20 Nov 2020	C8011047	S 5400 TLS @ 3.100000		16,619.00	16,619.00 CR
19 Nov 2020	23 Nov 2020	C8011890	S 3878 BEN @ 8.520000		32,858.84	49,477.84 CR
20 Nov 2020		P4172397	Direct Transfer - Payee CHRISTOPHER ROBERTS KYM ROBERTS ATF C J K A ROBERTS FAMILY SUPERANNUATION FUND	16,619.00		32,858.84 CR
23 Nov 2020		P4172634	Direct Transfer - Payee CHRISTOPHER ROBERTS KYM ROBERTS ATF C J K A ROBERTS FAMILY SUPERANNUATION FUND	32,858.84		0.00
25 Nov 2020	27 Nov 2020	C8014113	S 7800 TWE @ 10.560000		81,914.98	81,914.98 CR
27 Nov 2020		P4173639	Direct Transfer - Payee CHRISTOPHER ROBERTS KYM ROBERTS ATF C J K A ROBERTS FAMILY SUPERANNUATION FUND	81,914.98		0.00

Important Information

This statement is issued by Morgan Stanley Wealth Management Australia Pty Ltd ("Morgan Stanley") (ABN 19 009 145 555, AFSL No. 240813) a Participant of ASX Group. Although the information made available in this statement is believed to be reliable, we do not guarantee its accuracy and it may be incomplete or condensed. The statement is subject to the correction of errors and omissions. Please contact your financial adviser if you become aware of any errors or omissions. You acknowledge that any transactions undertaken by us on your behalf are subject to the terms and conditions provided by us from time to time. You acknowledge that we will not be liable to you for any damages suffered or losses incurred by you as a result of any errors in and omissions from this statement. Please contact your financial adviser for additional details.

Financial Adviser: SEAN LYONS AND DAVERN WHITE

A/C No: 1495299
C.J & K.A ROBERTS FAMILY SUPERANNUATION FUND

Transaction Details				
Transaction Date	Settlement Date	Reference	Details	
AUSTRALIAN DOLLARS (AUD)				
01 Dec 2020	04 Dec 2020	1125224	B 2825 NXLXX @ 5.3100	
02 Dec 2020	04 Dec 2020	C8016781	S 32039 DUB @ 1.860000	15,000.75
03 Dec 2020	07 Dec 2020	C8017478	B 3000 SUL @ 10.210000	59,264.78
04 Dec 2020		P4174692	Direct Transfer - Payee CHRISTOPHER ROBERTS KYM ROBERTS ATF C J K A ROBERTS FAMILY SUPERANNUATION FUND	13,465.56 CR
07 Dec 2020	09 Dec 2020	C8018738	B 4000 SIQ @ 6.370000	0.00
07 Dec 2020	09 Dec 2020	C8018739	B 940 SHL @ 32.030000	25,620.14
07 Dec 2020	09 Dec 2020	C8018741	B 18000 DUB @ 1.677321	30,273.79
08 Dec 2020	10 Dec 2020	C8019295	B 2480 WBC @ 20.150000	30,357.84
09 Dec 2020		R4753675	MIMLARTGS DIRECT DEBIT No. 4753675	50,246.85
10 Dec 2020		R4754094	MIMLARTGS DIRECT DEBIT No. 4754094	86,251.77
11 Dec 2020	15 Dec 2020	C8021473	B 4500 STO @ 6.680000	50,246.85
11 Dec 2020	15 Dec 2020	C8021474	B 7000 NUF @ 4.230000	0.00
11 Dec 2020	15 Dec 2020	C8021475	B 100 COH @ 200.480000	30,225.33
11 Dec 2020	15 Dec 2020	C8021487	S 1150 QBE @ 9.760000	29,772.86
11 Dec 2020	15 Dec 2020	C8021488	S 3150 BOQ @ 7.783460	80,167.19
11 Dec 2020	15 Dec 2020	C8021490	S 126 VGS @ 83.675873	11,103.00
11 Dec 2020	15 Dec 2020	C8021520	B 26000 DUB @ 1.708154	24,383.05
15 Dec 2020	17 Dec 2020	C8022582	S 2825 NXL @ 8.240000	10,422.16
15 Dec 2020		R4755540	MIMLARTGS DIRECT DEBIT No. 4755540	44,656.27
17 Dec 2020	21 Dec 2020	C8023672	B 3600 TCL @ 14.000000	23,149.97
17 Dec 2020	21 Dec 2020	C8023675	S 1500 RIO @ 115.499667	78,915.25
17 Dec 2020		P4177600	Direct Transfer - Payee CHRISTOPHER ROBERTS KYM ROBERTS ATF C J K A ROBERTS FAMILY SUPERANNUATION FUND	172,296.62
18 Dec 2020	22 Dec 2020	C8024099	B 6000 NUF @ 4.250000	50,677.20
				23,149.97
				25,640.25
				95,979.17 CR

Important Information

This statement is issued by Morgan Stanley Wealth Management Australia Pty Ltd ("Morgan Stanley") (ABN 19 009 145 555, AFSL No. 240813) a Participant of ASX Group. Although the information made available in this statement is believed to be reliable, we do not guarantee its accuracy and it may be incomplete or condensed. The statement is subject to the correction of errors and omissions. Please contact your financial adviser if you become aware of any errors or omissions. You acknowledge that any transactions undertaken by us on your behalf are subject to the terms and conditions provided by us from time to time. You acknowledge that we will not be liable to you for any damages suffered or losses incurred by you as a result of any errors in and omissions from this statement. Please contact your financial adviser for additional details.

Level 14, 120 Collins Street
 Melbourne VIC 3000
 PO Box 360
 Collins Street West VIC 8007
 Tel +61 (0)3 9188 2000 Fax +61 (0)3 9188 2344
 www.morganstanley.com.au

Financial Transaction Statement

Morgan Stanley

Financial Adviser: SEAN LYONS AND DAVERN WHITE

A/C No: 1495299
 C.J & K.A ROBERTS FAMILY SUPERANNUATION FUND

Transaction Date	Settlement Date	Reference	Details	Debit	Credit	Balance
AUSTRALIAN DOLLARS (AUD)						
21 Dec 2020		P4178104	Direct Transfer - Payee CHRISTOPHER ROBERTS KYM ROBERTS ATF C J K A ROBERTS FAMILY SUPERANNUATION FUND	95,979.17		0.00
14 Jan 2021	18 Jan 2021	C8029856	B 2400 WBC @ 20.860000	50,339.35		50,339.35
18 Jan 2021	20 Jan 2021	C8030998	S 4200 HVN @ 5.352798		22,358.10	27,981.25
18 Jan 2021	20 Jan 2021	C8030999	S 11000 BRN @ 0.555000		5,984.00	21,997.25
18 Jan 2021	20 Jan 2021	C8031021	B 33333 DUB @ 1.520000	50,944.82		72,942.07
18 Jan 2021		R4764728	MIMLARTGS DIRECT DEBIT No. 4764728		50,339.35	22,602.72
19 Jan 2021	21 Jan 2021	C8031267	S 5750 SIQ @ 6.895000		39,428.20	16,825.48 CR
19 Jan 2021	21 Jan 2021	C8031268	B 7300 DUB @ 1.515000	11,180.50		5,644.98 CR
19 Jan 2021	21 Jan 2021	C8031269	S 4500 STO @ 7.300000		32,669.32	38,314.30 CR
19 Jan 2021	21 Jan 2021	C8031272	S 325 QHAL @ 34.160000		10,981.00	49,295.30 CR
19 Jan 2021	21 Jan 2021	C8031275	B 4032 SUL @ 11.790000	47,798.74		1,496.56 CR
19 Jan 2021	21 Jan 2021	C8031276	B 720 SHL @ 34.109361	24,693.81		23,197.25
20 Jan 2021		R4765370	MIMLARTGS DIRECT DEBIT No. 4765370		22,602.72	594.53
21 Jan 2021		R4765678	MIMLARTGS DIRECT DEBIT No. 4765678		594.53	0.00
27 Jan 2021	29 Jan 2021	C8033844	S 13000 NUF @ 4.581128		59,227.11	59,227.11 CR
29 Jan 2021	02 Feb 2021	C8035181	B 1875 ANZ @ 23.970000	45,190.94		14,036.17 CR
29 Jan 2021		P4185656	Direct Transfer - Payee CHRISTOPHER ROBERTS KYM ROBERTS ATF C J K A ROBERTS FAMILY SUPERANNUATION FUND	59,227.11		45,190.94
02 Feb 2021	04 Feb 2021	C8036044	S 40633 DUB @ 1.642414		66,369.17	21,178.23 CR
02 Feb 2021	04 Feb 2021	C8036045	S 4750 SCG @ 2.710187		12,752.39	33,930.62 CR
02 Feb 2021		R4768132	MIMLARTGS DIRECT DEBIT No. 4768132		45,190.94	79,121.56 CR
04 Feb 2021		P4186954	Direct Transfer - Payee CHRISTOPHER ROBERTS KYM ROBERTS ATF C J K A ROBERTS FAMILY SUPERANNUATION FUND	79,121.56		0.00
05 Feb 2021	09 Feb 2021	C8037871	S 63000 DUB @ 1.723702		107,995.98	107,995.98 CR
08 Feb 2021	10 Feb 2021	C8038474	B 375 MQG @ 134.060000	50,549.00		57,446.98 CR

Important Information

This statement is issued by Morgan Stanley Wealth Management Australia Pty Ltd ("Morgan Stanley") (ABN 19 009 145 555, AFSL No. 240813) a Participant of ASX Group. Although the information made available in this statement is believed to be reliable, we do not guarantee its accuracy and it may be incomplete or condensed. The statement is subject to the correction of errors and omissions. Please contact your financial adviser if you become aware of any errors or omissions. You acknowledge that any transactions undertaken by us on your behalf are subject to the terms and conditions provided by us from time to time. You acknowledge that we will not be liable to you for any damages suffered or losses incurred by you as a result of any errors in and omissions from this statement. Please contact your financial adviser for additional details.

Level 14, 120 Collins Street
Melbourne VIC 3000
PO Box 360
Collins Street West VIC 8007
Tel +61 (0)3 9188 2000 Fax +61 (0)3 9188 2344
www.morganstanley.com.au

Financial Transaction Statement

Morgan Stanley

Financial Adviser: SEAN LYONS AND DAVERN WHITE

A/C No: 1495299
C.J & K.A ROBERTS FAMILY SUPERANNUATION FUND

Transaction Date		Settlement Date	Reference	Details	Debit	Credit	Balance
AUSTRALIAN DOLLARS (AUD)							
08 Feb 2021	10 Feb 2021	C8038693	B 270 MQG @ 134.610000		36,544.59		20,902.39 CR
08 Feb 2021	10 Feb 2021	C8038694	S 7700 WAM @ 2.220000			16,973.00	37,875.39 CR
09 Feb 2021	11 Feb 2021	C8038972	S 645 MQG @ 144.210000			92,503.86	130,379.25 CR
09 Feb 2021		P4187894	Direct Transfer - Payee CHRISTOPHER ROBERTS KYM ROBERTS ATF		20,902.39		109,476.86 CR
			C J K A ROBERTS FAMILY SUPERANNUATION FUND				
10 Feb 2021		P4188536	Direct Transfer - Payee CHRISTOPHER ROBERTS KYM ROBERTS ATF		16,973.00		92,503.86 CR
			C J K A ROBERTS FAMILY SUPERANNUATION FUND				
11 Feb 2021		P4188785	Direct Transfer - Payee CHRISTOPHER ROBERTS KYM ROBERTS ATF		92,503.86		0.00
			C J K A ROBERTS FAMILY SUPERANNUATION FUND				
15 Feb 2021	17 Feb 2021	C8041370	B 4000 NXT @ 12.509978		50,315.13		50,315.13
15 Feb 2021	17 Feb 2021	C8041371	B 1300 ANN @ 38.704638		50,592.77		100,907.90
17 Feb 2021		R4774655	MIMLARTGS DIRECT DEBIT No. 4774655			100,907.90	0.00
18 Feb 2021	22 Feb 2021	C8043170	B 1250 ANN @ 40.190072		50,513.90		50,513.90
18 Feb 2021	22 Feb 2021	C8043172	B 2500 SUL @ 11.980000		30,114.73		80,628.63
22 Feb 2021		R4775747	MIMLARTGS DIRECT DEBIT No. 4775747			80,628.63	0.00
23 Feb 2021	25 Feb 2021	C8044824	B 5200 SUL @ 11.759954		61,488.10		61,488.10
25 Feb 2021		R4776826	MIMLARTGS DIRECT DEBIT No. 4776826			61,488.10	0.00
26 Feb 2021	02 Mar 2021	C8047072	B 7950 NXL @ 6.290000		50,280.53		50,280.53
02 Mar 2021	04 Mar 2021	C8048291	S 100 COH @ 220.277800			21,906.63	28,373.90
02 Mar 2021	04 Mar 2021	C8048303	B 3570 NXL @ 6.000000		21,541.00		49,914.90
02 Mar 2021		R4778099	MIMLARTGS DIRECT DEBIT No. 4778099			50,280.53	365.63 CR
04 Mar 2021		P4192122	Direct Transfer - Payee CHRISTOPHER ROBERTS KYM ROBERTS ATF		365.63		0.00
			C J K A ROBERTS FAMILY SUPERANNUATION FUND				
09 Mar 2021	11 Mar 2021	C8050516	S 7325 VEA @ 1.775397			12,883.78	12,883.78 CR
09 Mar 2021	11 Mar 2021	C8050518	B 1272 NXL @ 5.490000		7,104.28		5,779.50 CR
11 Mar 2021		P4193625	Direct Transfer - Payee CHRISTOPHER ROBERTS KYM ROBERTS ATF		5,779.50		0.00

Important Information

This statement is issued by Morgan Stanley Wealth Management Australia Pty Ltd ("Morgan Stanley") (ABN 19 009 145 555, AFSL No. 240813) a Participant of ASX Group. Although the information made available in this statement is believed to be reliable, we do not guarantee its accuracy and it may be incomplete or condensed. The statement is subject to the correction of errors and omissions. Please contact your financial adviser if you become aware of any errors or omissions. You acknowledge that any transactions undertaken by us on your behalf are subject to the terms and conditions provided by us from time to time. You acknowledge that we will not be liable to you for any damages suffered or losses incurred by you as a result of any errors in and omissions from this statement. Please contact your financial adviser for additional details.

Level 14, 120 Collins Street
 Melbourne VIC 3000
 PO Box 360
 Collins Street West VIC 8007
 Tel +61 (0)3 9188 2000 Fax +61 (0)3 9188 2344
 www.morganstanley.com.au

Financial Transaction Statement

Morgan Stanley

Financial Adviser: SEAN LYONS AND DAVERN WHITE

A/C No: 1495299 C.J & K.A ROBERTS FAMILY SUPERANNUATION FUND

Transaction Details				
Transaction Date	Settlement Date	Reference	Details	
AUSTRALIAN DOLLARS (AUD)				
16 Mar 2021	18 Mar 2021	C8052832	C J K A ROBERTS FAMILY SUPERANNUATION FUND	
			S 932 BXB @ 10.050000	9,245.60 CR
16 Mar 2021	18 Mar 2021	C8052837	B 1530 NXL @ 5.947987	24.18 CR
18 Mar 2021		P4194782	Direct Transfer - Payee CHRISTOPHER ROBERTS KYM ROBERTS ATF	0.00
			C J K A ROBERTS FAMILY SUPERANNUATION FUND	
24 Mar 2021	26 Mar 2021	C8055889	S 1660 SHL @ 35.040000	57,846.49 CR
26 Mar 2021		P4195913	Direct Transfer - Payee CHRISTOPHER ROBERTS KYM ROBERTS ATF	0.00
			C J K A ROBERTS FAMILY SUPERANNUATION FUND	
07 Apr 2021	09 Apr 2021	C8059747	B 5250 BAP @ 7.600000	40,119.45
09 Apr 2021		R4788362	MIMLARTGS DIRECT DEBIT No. 4788362	40,119.45
19 Apr 2021	21 Apr 2021	C8063685	S 5600 SUL @ 12.500000	69,615.00 CR
21 Apr 2021	23 Apr 2021	C8065323	S 3600 TCL @ 14.100000	50,480.82 CR
21 Apr 2021		P4201690	Direct Transfer - Payee CHRISTOPHER ROBERTS KYM ROBERTS ATF	50,480.82 CR
			C J K A ROBERTS FAMILY SUPERANNUATION FUND	
22 Apr 2021	26 Apr 2021	C8065499	B 1765 ANZ @ 28.340000	185.61 CR
22 Apr 2021	26 Apr 2021	C8065534	S 7161 NXL @ 4.450000	31,876.80 CR
22 Apr 2021	26 Apr 2021	C8065845	B 1760 ANZ @ 28.550000	18,647.56
26 Apr 2021		R4793272	MIMLARTGS DIRECT DEBIT No. 4793272	18,647.56
28 Apr 2021	30 Apr 2021	C8067306	S 2550 ANN @ 40.350000	102,326.59 CR
29 Apr 2021	03 May 2021	C8067840	B 1129 BHP @ 48.750000	46,985.13 CR
29 Apr 2021	03 May 2021	C8067845	B 5036 BOQ @ 9.208785	354.62 CR
29 Apr 2021	03 May 2021	C8067865	S 2000 SUL @ 12.120000	24,461.30 CR
30 Apr 2021		P4203911	Direct Transfer - Payee CHRISTOPHER ROBERTS KYM ROBERTS ATF	24,461.30 CR
			C J K A ROBERTS FAMILY SUPERANNUATION FUND	
30 Apr 2021		P4203989	Direct Transfer - Payee CHRISTOPHER ROBERTS KYM ROBERTS ATF	77,865.29
			C J K A ROBERTS FAMILY SUPERANNUATION FUND	

Important Information

This statement is issued by Morgan Stanley Wealth Management Australia Pty Ltd ("Morgan Stanley") (ABN 19 009 145 555, AFSL No. 240813) a Participant of ASX Group. Although the information made available in this statement is believed to be reliable, we do not guarantee its accuracy and it may be incomplete or condensed. The statement is subject to the correction of errors and omissions. Please contact your financial adviser if you become aware of any errors or omissions. You acknowledge that any transactions undertaken by us on your behalf are subject to the terms and conditions provided by us from time to time. You acknowledge that we will not be liable to you for any damages suffered or losses incurred by you as a result of any errors in and omissions from this statement. Please contact your financial adviser for additional details.

Financial Transaction Statement

Morgan Stanley

Financial Adviser: SEAN LYONS AND DAVERN WHITE

A/C No: 1495299
C.J & K.A ROBERTS FAMILY SUPERANNUATION FUND

Transaction Details				
Transaction Date	Settlement Date	Reference	Details	
AUSTRALIAN DOLLARS (AUD)				
03 May 2021	05 May 2021	C8068923	B 2525 BOQ @ 9.140000	23,205.43
03 May 2021	05 May 2021	C8069024	B 1050 BHP @ 47.165362	49,796.01
03 May 2021	05 May 2021	C8069246	B 530 BHP @ 46.985000	25,039.01
04 May 2021	06 May 2021	C8069791	S 2161 NXL @ 3.960000	8,436.56
04 May 2021		R4794641	MIMLARTGS DIRECT DEBIT No. 4794641	77,865.29
05 May 2021		R4795002	MIMLARTGS DIRECT DEBIT No. 4795002	98,040.45
06 May 2021		P4205212	Direct Transfer - Payee CHRISTOPHER ROBERTS & KYM ROBERTS ATF C J K A ROBERTS FAMILY SUPERANNUATION FUND	8,436.56 CR
10 May 2021	12 May 2021	C8071298	S 5000 NXL @ 3.570000	17,729.00
10 May 2021	12 May 2021	C8071313	S 4000 NXT @ 10.721323	42,649.42
12 May 2021		P4206666	Direct Transfer - Payee CHRISTOPHER ROBERTS & KYM ROBERTS ATF C J K A ROBERTS FAMILY SUPERANNUATION FUND	0.00
17 May 2021	01 Jun 2021	J1452607332	Admin Fee 21025866	247.50
26 May 2021	28 May 2021	C8078010	S 7132 SUL @ 12.681862	90,148.57
28 May 2021		P4209587	Direct Transfer - Payee CHRISTOPHER ROBERTS KYM ROBERTS ATF C J K A ROBERTS FAMILY SUPERANNUATION FUND	247.50
01 Jun 2021	03 Jun 2021	C8080199	B 4700 BAP @ 8.090000	38,144.00
01 Jun 2021		R4805366	MIMLARTGS DIRECT DEBIT No. 4805366	247.50
02 Jun 2021	04 Jun 2021	C8080500	B 15000 DUB @ 2.710000	40,873.58
03 Jun 2021	07 Jun 2021	C8081001	B 3190 FMG @ 23.350000	74,896.17
03 Jun 2021	07 Jun 2021	C8081128	B 200 FMG @ 23.265100	4,774.02
03 Jun 2021	07 Jun 2021	C8081401	S 1550 AMC @ 15.230000	23,476.67
03 Jun 2021	07 Jun 2021	C8081414	B 8050 DUB @ 2.860000	135,211.10
03 Jun 2021		R4815537	MIMLARTGS DIRECT DEBIT No. 4815537	158,687.77
04 Jun 2021		R4816202	MIMLARTGS DIRECT DEBIT No. 4816202	135,211.10
07 Jun 2021		R4817275	MIMLARTGS DIRECT DEBIT No. 4817275	158,360.73
				120,216.73
				79,343.15
				0.00

Important Information

This statement is issued by Morgan Stanley Wealth Management Australia Pty Ltd ("Morgan Stanley") (ABN 19 009 145 555, AFSL No. 240813) a Participant of ASX Group. Although the information made available in this statement is believed to be reliable, we do not guarantee its accuracy and it may be incomplete or condensed. The statement is subject to the correction of errors and omissions. Please contact your financial adviser if you become aware of any errors or omissions. You acknowledge that any transactions undertaken by us on your behalf are subject to the terms and conditions provided by us from time to time. You acknowledge that we will not be liable to you for any damages suffered or losses incurred by you as a result of any errors in and omissions from this statement. Please contact your financial adviser for additional details.

Level 14, 120 Collins Street
 Melbourne VIC 3000
 PO Box 360
 Collins Street West VIC 8007
 Tel +61 (0)3 9188 2000 Fax +61 (0)3 9188 2344
 www.morganstanley.com.au

Financial Transaction Statement

Morgan Stanley

Financial Adviser: SEAN LYONS AND DAVERN WHITE

A/C No: 1495299 C.J & K.A ROBERTS FAMILY SUPERANNUATION FUND

Transaction Details			
Transaction Date	Settlement Date	Reference	Details
AUSTRALIAN DOLLARS (AUD)			
09 Jun 2021	11 Jun 2021	C8083522	S 5840 ORA @ 3.250000
09 Jun 2021	11 Jun 2021	C8083524	B 6200 DUB @ 2.927835
11 Jun 2021		P4213849	Direct Transfer - Payee CHRISTOPHER ROBERTS KYM ROBERTS ATF C J K A ROBERTS FAMILY SUPERANNUATION FUND
15 Jun 2021	17 Jun 2021	C8085193	S 1595 SUN @ 11.290583
15 Jun 2021	17 Jun 2021	C8085199	B 5840 DUB @ 3.030000
17 Jun 2021		P4214889	Direct Transfer - Payee CHRISTOPHER ROBERTS KYM ROBERTS ATF C J K A ROBERTS FAMILY SUPERANNUATION FUND
30 Jun 2021			Closing Balance
			Debit
			Credit
			Balance
			18,859.00
			18,859.00 CR
			585.42 CR
			0.00
			17,887.48
			17,887.48 CR
			71.28 CR
			0.00
			0.00

Important Information

This statement is issued by Morgan Stanley Wealth Management Australia Pty Ltd ("Morgan Stanley") (ABN 19 009 145 555, AFSL No. 240813) a Participant of ASX Group. Although the information made available in this statement is believed to be reliable, we do not guarantee its accuracy and it may be incomplete or condensed. The statement is subject to the correction of errors and omissions. Please contact your financial adviser if you become aware of any errors or omissions. You acknowledge that any transactions undertaken by us on your behalf are subject to the terms and conditions provided by us from time to time. You acknowledge that we will not be liable to you for any damages suffered or losses incurred by you as a result of any errors in and omissions from this statement. Please contact your financial adviser for additional details.

Morgan Stanley

Morgan Stanley Wealth Management Australia Pty Ltd is committed to a high level of client service and responding to any concerns or complaints promptly, fairly, consistently and in a professional manner. As such we have a dedicated Wealth Management Complaints policy that can be accessed from our public website at: <https://www.morganstanley.com.au/resources>

If you have any concerns about a Morgan Stanley Wealth Management Australia Pty Ltd product or service, we encourage you in the first instance to speak to your financial adviser or the relevant State Manager. If you are not satisfied with their response for any reason, you can contact the Compliance Department directly via the following: Telephone: 1800 008 161, Email: confidential_feedback@morganstanley.com or Post: Level 26, Chifley Tower, 2 Chifley Square, Sydney NSW 2000.

If you have made a complaint and have not received a response within the designated period as documented in our Wealth Management Complaints policy; or if you are unhappy with the outcome; you may have the right to take your complaint to the Australian Financial Complaint Authority ("AFCA"). For more information relating to AFCA's role, please refer to our Wealth Management Complaints policy, or contact AFCA directly via the following: Telephone: 1800 931 678, Email: info@afca.org.au Website: www.afca.org.au or Post: GPO Box 3, Melbourne VIC 3001.

Sydney
Level 26, 2 Chifley Square
1800 808 576
sydneywealth@morganstanley.com
GPO Box 5345 Sydney NSW 2001

Melbourne
Level 14, 120 Collins Street
1800 804 697
melbournewealth@morganstanley.com
PO Box 360 Collins Street West
Vic 8007

Brisbane
Level 34, Riparian Plaza
1800 777 602
brisbanewealth@morganstanley.com
GPO Box 1344 Brisbane Qld 4001

Adelaide
Level 4, 2 King William Street
1800 812 298
adelaidewealth@morganstanley.com
GPO Box 313 Adelaide SA 5001

Perth
Level 18, Exchange Tower
1800 065 117
perthwealth@morganstanley.com
PO Box Z5307 Perth WA 6831

morganstanley.com.au



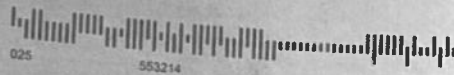
Macquarie Cash Management Account

MACQUARIE BANK LIMITED
ABN 46 008 563 542 AFSL 237502

enquiries 1800 806 310
transact@macquarie.com
www.macquarie.com.au

GPO Box 2520
Sydney, NSW 2001

1 Shelley Street
Sydney, NSW 2000



MR C J ROBERTS &
MRS K A ROBERTS
4 MONTPELIER DRIVE
LOWER PLENTY VIC 3093

account balance **\$3,944.86**
as at 30 Jun 21

account name CHRISTOPHER JOHN ROBERTS & KYM
ARLENE ROBERTS ATF C J & K A
ROBERTS FAMILY SUPERANNUATION FUND
account no. 969118108

transaction	description	debits	credits	balance
06.04.21	OPENING BALANCE			0.00
26.04.21	Deposit REPAYMENT OF BOQ		18,000.00	18,000.00
30.04.21	Interest MACQUARIE CMA INTEREST PAID*		0.30	18,000.30
06.05.21	Deposit MorganStanley P4205212		8,436.56	26,436.86
10.05.21	Funds transfer TRANSACT TFR TO 117399824 CHRISTOPHER RO	26,250.00		186.86
12.05.21	Deposit MorganStanley P4206686		60,378.42	60,565.28
13.05.21	Funds transfer TRANSACT TFR TO 117399824 CHRISTOPHER RO	60,378.42		186.86
26.05.21	Deposit BOQ ITM DIV 001260279690		2,124.83	2,311.69
28.05.21	Deposit TRANSFER TO CM ACC		150,000.00	152,311.69
31.05.21	Interest MACQUARIE CMA INTEREST PAID*		2.87	152,314.56
01.06.21	Funds transfer TRANSACT TFR TO 117399824 CHRISTOPHER RO	30,000.00		122,314.56

how to make a transaction

online
Log in to www.macquarie.com.au/personal

by phone
Call 133 275 to make a phone transaction

transfers from another bank account
Transfer funds from another bank to this account:
BSB 182 512
ACCOUNT NO. 969118108

deposits using BPay
From another bank



Bill code: 667022
Ref: 969 118 108

continued on next



Macquarie Cash Management Account

enquiries 1600 806 310

account name CHRISTOPHER JOHN ROBERTS & KYM
ARLENE ROBERTS ATF C J & K A
ROBERTS FAMILY SUPERANNUATION FUND
account no. 969118108

transaction	description	debits	credits	balance
02.06.21	Funds transfer TRANSACT TFR TO 117398824 CHRISTOPHER RO	41,000.00		81,314.56
03.06.21	Funds transfer TRANSACT TFR TO 117398824 CHRISTOPHER RO	80,000.00		1,314.56
06.06.21	Deposit TRF		2,395.00	3,709.56
15.06.21	Deposit AMCOR PLC DIV JUN21/00639307		234.36	3,943.92
30.06.21	Interest MACQUARIE CMA INTEREST PAID*		0.94	3,944.86
	CLOSING BALANCE AS AT 30 JUN 21	237,628.42	241,573.28	3,944.86

* Interest rate for the period 7 April to 30 June: 0.12% pa (85 days)

annual interest summary 2020/2021

INTEREST PAID	4.11
TOTAL INCOME PAID	4.11

continued on next

Bell Potter Cash Management Service

THE BELL POTTER CASH MANAGEMENT SERVICE IS A DEPOSIT IN THE MACQUARIE CASH MANAGEMENT ACCOUNT

enquiries 1800 181 873
transact@macquarie.com
www.bellpotter.com.au

MACQUARIE BANK LIMITED
ABN 46 008 583 542 AFSL 237502

GPO Box 2520
Sydney, NSW 2001



MR C ROBERTS & MRS K ROBERTS
4 MONTELLIER DRIVE
LOWER PLENTY VIC 3093

1 Shelley Street
Sydney, NSW 2000

account balance **\$24,953.61**
as at 31 Jul 20

account name CHRISTOPHER ROBERTS &
KYM ROBERTS ATF C J & K A ROBERTS
FAMILY SUPERANNUATION FUND-PAC
account no. 117399824

transaction	description	debits	credits	balance
30.06.20	OPENING BALANCE			45,851.50
01.07.20	Fees & charges PAPER STATEMENT FEE	2.50		45,849.00
03.07.20	Deposit NAB INTERIM DIV DV211/00901753		32.40	45,881.40
03.07.20	Funds transfer MSWM - NETT SETTLEMENT	20,410.50		25,470.90
06.07.20	Deposit ATO ATO006000012407272		259.35	25,730.25
13.07.20	Funds transfer MSWM - B 485 SHL @ 30.990000	15,151.15		10,579.10
17.07.20	Deposit MSWM - NETT PAYMENT		203.39	10,782.49
23.07.20	Deposit MSWM - NETT PAYMENT		14,059.70	24,842.19
30.07.20	Deposit QHAL DST 001242637344		104.00	24,946.19
31.07.20	Interest CASH MANAGEMENT SERVICE INTEREST PAID*		7.42	24,953.61

how to make a transaction

online
Log in to www.bellpotter.com.au

by phone
Call 133 275 to make a phone transaction

transfers from another bank account
Transfer funds from another bank to this account:
BSB 183 334
ACCOUNT NO. 117399824

deposits using BPay
From another bank



Bill code: 20206
Ref: 117 399 824

Bell Potter Cash Management Service

enquiries 1800 181 873

account name CHRISTOPHER ROBERTS &
KYM ROBERTS ATF C J & K A ROBERTS
FAMILY SUPERANNUATION FUND-PAC
account no. 117399824

transaction	description	debits	credits	balance
	CLOSING BALANCE AS AT 31 JUL 20	35,564.15	14,666.26	24,953.61

* Interest rate for the period 1 July to 31 July: 0.40%pa (31 days)

We offer several options that allow you to make payments and view transactions free of charge

- Electronic funds transfers up to \$20,000 a day using online banking.
- Increase your limit to \$100,000 temporarily or nominate an account for unlimited transfers by contacting us.
- BPAY payments (subject to BPAY biller code limits) free of charge via online and mobile banking.
- Make the switch to free online statements by updating your preference online.

About your account

- Interest is calculated on daily balances and paid monthly. The interest rate is variable and may change at any time without prior notice.
- If you have a complaint about our service, or you'd like more information about your account including fees and charges, mistaken payments or unauthorised transactions, please read the terms and conditions for your account or contact us.

Protect your account

- Please check each entry on this statement. If you think there is an error or unauthorised transaction, please contact us right away.
- If you have new contact details, please contact us to update them.
- This statement should be kept in a safe place at all times. Please read the Product Information Statement for more details about keeping your account secure.

Access to and sharing your data

- We may provide access to or share an electronic copy of your data (account details, balance, transaction history and personal information) with other parties at your or your Financial Services Professional's request. This includes people who work with or for your Financial Services Professional such as accountants, consultants, technology platform owner/operators and others, some of whom may not be in Australia.
- Please refer to the current offer document for more information and speak with your Financial Services Professional if you have questions about how your data may be used, disclosed and/or protected.

Bell Potter Cash Management Service

THE BELL POTTER CASH MANAGEMENT SERVICE IS A DEPOSIT IN THE MACQUARIE CASH MANAGEMENT ACCOUNT

enquiries 1800 181 873
transact@macquarie.com
www.bellpotter.com.au

MACQUARIE BANK LIMITED
ABN 46 008 583 542 AFSL 237502

GPO Box 2520
Sydney, NSW 2001



MR C ROBERTS & MRS K ROBERTS
4 MONTPELIER DRIVE
LOWER PLENTY VIC 3093

1 Shelley Street
Sydney, NSW 2000

account balance **\$22,613.54**
as at 31 Aug 20

account name CHRISTOPHER ROBERTS &
KYM ROBERTS ATF C J & K A ROBERTS
FAMILY SUPERANNUATION FUND-PAC
account no. 117399824

transaction	description	debits	credits	balance
31.07.20	OPENING BALANCE			24,953.61
03.08.20	Deposit ATO ATO008000012935357		212.33	25,165.94
03.08.20	Fees & charges PAPER STATEMENT FEE	2.50		25,163.44
03.08.20	Funds transfer MSWM - NETT SETTLEMENT	20,289.32		4,874.12
04.08.20	Deposit MSWM - NETT PAYMENT		803.00	5,677.12
06.08.20	Funds transfer MSWM - B 3400 BOQ @ 5.815000	29.36		5,647.76
10.08.20	Deposit MSWM - NETT PAYMENT		21,908.35	27,556.11
13.08.20	Funds transfer MSWM - B 7000 NEC @ 1.460000	10,341.00		17,215.11
14.08.20	Funds transfer MSWM - B 4750 SCG @ 2.100000	10,096.00		7,119.11
17.08.20	Deposit MSWM - NETT PAYMENT		1,369.07	8,488.18
20.08.20	Funds transfer MSWM - B 750 SUN @ 8.660000	6,616.00		1,872.18

how to make a transaction

online
Log in to www.bellpotter.com.au

by phone
Call 133 275 to make a phone transaction

transfers from another bank account
Transfer funds from another bank to this account:
BSB 183 334
ACCOUNT NO. 117399824

deposits using BPay
From another bank



Billers code: 20206
Ref: 117 399 824

Bell Potter Cash Management Service

enquiries 1800 181 873

account name CHRISTOPHER ROBERTS &
KYM ROBERTS ATF C J & K A ROBERTS
FAMILY SUPERANNUATION FUND-PAC
account no. 117399824

	transaction	description	debits	credits	balance
31.08.20	Deposit	MSWM - NETT PAYMENT		20,738.33	22,610.51
31.08.20	Interest	CASH MANAGEMENT SERVICE INTEREST PAID*		3.03	22,613.54
		CLOSING BALANCE AS AT 31 AUG 20	47,374.18	45,034.11	22,613.54

* Interest rate for the period 1 August to 31 August: 0.40%pa (31 days)

Bell Potter Cash Management Service

THE BELL POTTER CASH MANAGEMENT SERVICE IS A DEPOSIT IN THE MACQUARIE CASH MANAGEMENT ACCOUNT

enquiries 1800 181 873
transact@macquarie.com
www.bellpotter.com.au

MACQUARIE BANK LIMITED
ABN 46 008 583 542 AFSL 237502

GPO Box 2520
Sydney, NSW 2001



MR C ROBERTS & MRS K ROBERTS
4 MONTPELIER DRIVE
LOWER PLENTY VIC 3093

1 Shelley Street
Sydney, NSW 2000

account balance **\$23,462.77**
as at 30 Sep 20

account name CHRISTOPHER ROBERTS &
KYM ROBERTS ATF C J & K A ROBERTS
FAMILY SUPERANNUATION FUND-PAC
account no. 117399824

transaction	description	debits	credits	balance
31.08.20	OPENING BALANCE			22,613.54
01.09.20	Fees & charges PAPER STATEMENT FEE	2.50		22,611.04
03.09.20	Deposit ATO ATO004000013114090		159.60	22,770.64
08.09.20	Funds transfer MSWM - B 100 COH @ 190.789100	19,199.91		3,570.73
11.09.20	Deposit MSWM - S 3920 PMC @ 1.260000		4,818.20	8,388.93
15.09.20	Deposit SYD PREMIUM PYMT AUP20/00805528		1.88	8,390.81
16.09.20	Deposit MSWM - NETT PAYMENT		316.40	8,707.21
16.09.20	Deposit VEA ITM DIV 001251191523		69.76	8,776.97
17.09.20	Deposit RIO TINTO LTD AUI20/00839425		8,767.04	17,544.01
18.09.20	Deposit Argo Investments S00018064111		917.00	18,461.01
21.09.20	Deposit PMC FNL DIV 001251239190		334.80	18,795.81

how to make a transaction

online
Log in to www.bellpotter.com.au

by phone
Call 133 275 to make a phone transaction

transfers from another bank account
Transfer funds from another bank to this account:
BSB 183 334
ACCOUNT NO. 117399824

deposits using BPay
From another bank



Billers code: 20206
Ref: 117 399 824

Bell Potter Cash Management Service

enquiries 1800 181 873

account name CHRISTOPHER ROBERTS &
KYM ROBERTS ATF C J & K A ROBERTS
FAMILY SUPERANNUATION FUND-PAC
account no. 117399824

	transaction	description	debits	credits	balance
21.09.20	Funds transfer	MSWM - B 11000 BRN @ 0.420000	4,741.00		14,054.81
22.09.20	Deposit	SONIC HEALTHCARE FIN20/00815429		247.35	14,302.16
22.09.20	Deposit	BHP GROUP DIV AF382/00986714		3,662.64	17,964.80
22.09.20	Deposit	BHP GROUP DIV AF382/00892954		1,174.10	19,138.90
24.09.20	Deposit	TLS FNL DIV 001250618788		3,024.80	22,163.70
24.09.20	Deposit	ACCENT GROUP LTD SEP20/00802487		960.00	23,123.70
25.09.20	Deposit	QBE DIVIDEND 20FPA/00822032		46.00	23,169.70
30.09.20	Interest	CASH MANAGEMENT SERVICE INTEREST PAID*		5.57	23,175.27
30.09.20	Deposit	WOR DIVIDEND FIN20/00807354		287.50	23,462.77
		CLOSING BALANCE AS AT 30 SEP 20	23,943.41	24,792.64	23,462.77

* Interest rate for the period 1 September to 30 September: 0.40%pa (30 days)

Bell Potter Cash Management Service

THE BELL POTTER CASH MANAGEMENT SERVICE IS A DEPOSIT IN THE MACQUARIE CASH MANAGEMENT ACCOUNT

enquiries 1800 181 873
transact@macquarie.com
www.bellpotter.com.au

MACQUARIE BANK LIMITED
ABN 46 008 583 542 AFSL 237502

GPO Box 2520
Sydney, NSW 2001



MR C ROBERTS & MRS K ROBERTS
4 MONTPELIER DRIVE
LOWER PLENTY VIC 3093

1 Shelley Street
Sydney, NSW 2000

account balance \$57,640.96
as at 31 Oct 20

account name CHRISTOPHER ROBERTS &
KYM ROBERTS ATF C J & K A ROBERTS
FAMILY SUPERANNUATION FUND-PAC
account no. 117399824

transaction	description	debits	credits	balance
30.09.20	OPENING BALANCE			23,462.77
01.10.20	Deposit ATO ATO001000014001399		159.60	23,622.37
01.10.20	Fees & charges PAPER STATEMENT FEE	2.50		23,619.87
06.10.20	Deposit MSWM - NETT PAYMENT		20,857.32	44,477.19
08.10.20	Deposit SOUTH32 DIVIDEND AF008/00948284		62.04	44,539.23
08.10.20	Deposit SOUTH32 DIVIDEND AF008/00893321		21.30	44,560.53
08.10.20	Deposit BRAMBLES LIMITED S00018064111		116.87	44,677.40
09.10.20	Funds transfer MSWM - B 4200 HVN @ 4.770000	20,155.00		24,522.40
12.10.20	Deposit ORA FNL DIV 001252152992		321.20	24,843.60
13.10.20	Deposit VEA SPEC DIV 001252987083		517.97	25,361.57
13.10.20	Deposit VEA CAP OCT20 001253001594		1,871.32	27,232.89

how to make a transaction

online
Log in to www.bellpotter.com.au

by phone
Call 133 275 to make a phone transaction

transfers from another bank account
Transfer funds from another bank to this account:
BSB 183 334
ACCOUNT NO. 117399824

deposits using BPay
From another bank



Bill code: 20206
Ref: 117 399 824

continued on next

18

Bell Potter Cash Management Service

enquiries 1800 181 873

account name CHRISTOPHER ROBERTS &
KYM ROBERTS ATF C J & K A ROBERTS
FAMILY SUPERANNUATION FUND-PAC
account no. 117399824

	transaction	description	debits	credits	balance
14.10.20	Deposit	BSL FNL DIV 001252490637		19.76	27,252.65
16.10.20	Deposit	VGS PAYMENT OCT20/00801998		43.47	27,296.12
19.10.20	Deposit	MSWM - NETT PAYMENT		17,652.55	44,948.67
21.10.20	Deposit	SUN FINAL DIV 001250980388		252.50	45,201.17
23.10.20	Funds transfer	MSWM - B 1750 SIQ @ 5.750000	10,183.50		35,017.67
29.10.20	Deposit	MSWM - S 100 COH @ 225.820000		22,457.80	57,475.47
29.10.20	Deposit	ATO ATO006000013791597		159.60	57,635.07
30.10.20	Interest	CASH MANAGEMENT SERVICE INTEREST PAID*		5.89	57,640.96
		CLOSING BALANCE AS AT 31 OCT 20	30,341.00	64,519.19	57,640.96

* Interest rate for the period 1 October to 31 October: 0.20%pa (31 days)



Bell Potter Cash Management Service

THE BELL POTTER CASH MANAGEMENT SERVICE IS A DEPOSIT IN THE MACQUARIE CASH MANAGEMENT ACCOUNT

enquiries 1800 181 873
transact@macquarie.com
www.bellpotter.com.au

MACQUARIE BANK LIMITED
ABN 46 008 583 542 AFSL 237502

GPO Box 2520
Sydney, NSW 2001



MR C ROBERTS & MRS K ROBERTS
4 MONTPELIER DRIVE
LOWER PLENTY VIC 3093

1 Shelley Street
Sydney, NSW 2000

account balance **\$203,912.87**
as at 30 Nov 20

account name CHRISTOPHER ROBERTS &
KYM ROBERTS ATF C J & K A ROBERTS
FAMILY SUPERANNUATION FUND-PAC
account no. 117399824

transaction	description	debits	credits	balance
31.10.20	OPENING BALANCE			57,640.96
02.11.20	Deposit HARVEY NORMAN S00018064111		756.00	58,396.96
02.11.20	Fees & charges PAPER STATEMENT FEE	2.50		58,394.46
02.11.20	Funds transfer MSWM - B 2450 TWE @ 9.090000	22,392.99		36,001.47
03.11.20	Funds transfer TRANSACT FUNDS TFR TO AUTOMIC PTY LTD	20,000.00		16,001.47
04.11.20	Funds transfer TRANSACT FUNDS TFR TO AUTOMIC PTY LTD	10,000.00		6,001.47
04.11.20	Funds transfer MSWM - B 2170 TWE @ 9.199687	87.17		5,914.30
10.11.20	Deposit MSWM - NETT PAYMENT		19,993.52	25,907.82
11.11.20	Deposit MSWM - NETT PAYMENT		25,327.75	51,235.57
13.11.20	Deposit MSWM - NETT PAYMENT		59.43	51,295.00
18.11.20	Deposit DUBBER CORPORATI Ref: 996903		19,782.10	71,077.10

how to make a transaction

online

Log in to www.bellpotter.com.au

by phone

Call 133 275 to make a phone transaction

transfers from another bank account

Transfer funds from another bank to this account:
BSB 183 334
ACCOUNT NO. 117399824

deposits using BPay

From another bank



Billers code: 20206
Ref: 117 399 824

Bell Potter Cash Management Service

enquiries 1800 181 873

account name CHRISTOPHER ROBERTS &
KYM ROBERTS ATF C J & K A ROBERTS
FAMILY SUPERANNUATION FUND-PAC
account no. 117399824

	transaction	description	debits	credits	balance
20.11.20	Deposit	MSWM - S 5400 TLS @ 3.100000		16,619.00	87,696.10
23.11.20	Deposit	MSWM - S 3878 BEN @ 8.520000		32,858.84	120,554.94
25.11.20	Deposit	BOQ DIV 001253238828		834.00	121,388.94
27.11.20	Deposit	MSWM - S 7800 TWE @ 10.560000		81,914.98	203,303.92
27.11.20	Deposit	WAM Capital S00018064111		596.75	203,900.67
30.11.20	Interest	CASH MANAGEMENT SERVICE INTEREST PAID*		12.20	203,912.87
		CLOSING BALANCE AS AT 30 NOV 20	52,482.66	198,754.57	203,912.87

* Interest rate for the period 1 November to 30 November: 0.20%pa (30 days)

Bell Potter Cash Management Service

THE BELL POTTER CASH MANAGEMENT SERVICE IS A DEPOSIT IN THE MACQUARIE CASH MANAGEMENT ACCOUNT

enquiries 1800 181 873
transact@macquarie.com
www.bellpotter.com.au

MACQUARIE BANK LIMITED
ABN 46 008 583 542 AFSL 237502

GPO Box 2520
Sydney, NSW 2001



MR C ROBERTS & MRS K ROBERTS
4 MONTPELIER DRIVE
LOWER PLENTY VIC 3093

1 Shelley Street
Sydney, NSW 2000

account balance \$121,661.93
as at 31 Dec 20

account name CHRISTOPHER ROBERTS &
KYM ROBERTS ATF C J & K A ROBERTS
FAMILY SUPERANNUATION FUND-PAC
account no. 117399824

transaction	description	debits	credits	balance
30.11.20	OPENING BALANCE			203,912.87
04.12.20	Deposit MSWM - NETT PAYMENT		13,465.56	217,378.43
09.12.20	Deposit ATO ATO008000014210616		279.30	217,657.73
09.12.20	Funds transfer MSWM - NETT SETTLEMENT	86,251.77		131,405.96
10.12.20	Deposit NAB FINAL DIV DV212/00402582		32.40	131,438.36
10.12.20	Funds transfer MSWM - B 2480 WBC @ 20.150000	50,246.85		81,191.51
15.12.20	Deposit AMCOR PLC DIV DEC20/00839107		256.53	81,448.04
15.12.20	Funds transfer MSWM - NETT SETTLEMENT	78,915.25		2,532.79
17.12.20	Deposit MSWM - S 2825 NXL @ 8.240000		23,149.97	25,682.76
21.12.20	Deposit MSWM - NETT PAYMENT		95,979.17	121,661.93

how to make a transaction

online

Log in to www.bellpotter.com.au

by phone

Call 133 275 to make a phone transaction

transfers from another bank account

Transfer funds from another bank to this account:

BSB 183 334

ACCOUNT NO. 117399824

deposits using BPay

From another bank



Billers code: 20206

Ref: 117 399 824

Bell Potter Cash Management Service

enquiries 1800 181 873

account name CHRISTOPHER ROBERTS &
KYM ROBERTS ATF C J & K A ROBERTS
FAMILY SUPERANNUATION FUND-PAC
account no. 117399824

transaction	description	debits	credits	balance
	CLOSING BALANCE AS AT 31 DEC 20	215,413.87	133,162.93	121,661.93

* Interest rate for the period 1 December to 31 December: 0.00%pa (31 days)

We offer several options that allow you to make payments and view transactions free of charge

- Electronic funds transfers up to \$20,000 a day using online banking.
- Increase your limit to \$100,000 temporarily or nominate an account for unlimited transfers by contacting us.
- BPAY payments (subject to BPAY biller code limits) free of charge via online and mobile banking.
- Make the switch to free online statements by updating your preference online.

About your account

- Interest is calculated on daily balances and paid monthly. The interest rate is variable and may change at any time without prior notice.
- If you have a complaint about our service, or you'd like more information about your account including fees and charges, mistaken payments or unauthorised transactions, please read the terms and conditions for your account or contact us.

Protect your account

- Please check each entry on this statement. If you think there is an error or unauthorised transaction, please contact us right away.
- If you have new contact details, please contact us to update them.
- This statement should be kept in a safe place at all times. Please read the Product Information Statement for more details about keeping your account secure.

Access to and sharing your data

- We may provide access to or share an electronic copy of your data (account details, balance, transaction history and personal information) with other parties at your or your Financial Services Professional's request. This includes people who work with or for your Financial Services Professional such as accountants, consultants, technology platform owner/operators and others, some of whom may not be in Australia.
- Please refer to the current offer document for more information and speak with your Financial Services Professional if you have questions about how your data may be used, disclosed and/or protected.



Bell Potter Cash Management Service

THE BELL POTTER CASH MANAGEMENT SERVICE IS A DEPOSIT IN THE MACQUARIE CASH MANAGEMENT ACCOUNT

enquiries 1800 181 873
transact@macquarie.com
www.bellpotter.com.au

MACQUARIE BANK LIMITED
ABN 46 008 583 542 AFSL 237502

GPO Box 2520
Sydney, NSW 2001



MR C ROBERTS & MRS K ROBERTS
4 MONTPELIER DRIVE
LOWER PLENTY VIC 3093

1 Shelley Street
Sydney, NSW 2000

account balance **\$107,737.19**
as at 31 Jan 21

account name CHRISTOPHER ROBERTS &
KYM ROBERTS ATF C J & K A ROBERTS
FAMILY SUPERANNUATION FUND-PAC
account no. 117399824

transaction	description	debits	credits	balance
31.12.20	OPENING BALANCE			121,661.93
06.01.21	Deposit ATO ATO004000013980627		205.20	121,867.13
15.01.21	Deposit ATO ATO006000014224660		179.55	122,046.68
18.01.21	Funds transfer MSWM - B 2400 WBC @ 20.860000	50,339.35		71,707.33
20.01.21	Funds transfer MSWM - B 33333 DUB @ 1.520000	22,602.72		49,104.61
21.01.21	Funds transfer MSWM - B 4032 SUL @ 11.790000	594.53		48,510.08
29.01.21	Deposit MSWM - S 13000 NUF @ 4.581128		59,227.11	107,737.19

how to make a transaction

online

Log in to www.bellpotter.com.au

by phone

Call 133 275 to make a phone transaction

transfers from another bank account

Transfer funds from another bank to this account:

BSB 183 334

ACCOUNT NO. 117399824

deposits using BPay

From another bank



Billers code: 20206

Ref: 117 399 824

continued on next

12
0255980

Bell Potter Cash Management Service

enquiries 1800 181 873

account name CHRISTOPHER ROBERTS &
KYM ROBERTS ATF C J & K A ROBERTS
FAMILY SUPERANNUATION FUND-PAC
account no. 117399824

transaction	description	debits	credits	balance
	CLOSING BALANCE AS AT 31 JAN 21	73,536.60	59,611.86	107,737.19

* Interest rate for the period 1 January to 31 January: 0.00%pa (31 days)

We offer several options that allow you to make payments and view transactions free of charge

- Electronic funds transfers up to \$20,000 a day using online banking.
- Increase your limit to \$100,000 temporarily or nominate an account for unlimited transfers by contacting us.
- BPAY payments (subject to BPAY biller code limits) free of charge via online and mobile banking.
- Make the switch to free online statements by updating your preference online.

About your account

- Interest is calculated on daily balances and paid monthly. The interest rate is variable and may change at any time without prior notice.
- If you have a complaint about our service, or you'd like more information about your account including fees and charges, mistaken payments or unauthorised transactions, please read the terms and conditions for your account or contact us.

Protect your account

- Please check each entry on this statement. If you think there is an error or unauthorised transaction, please contact us right away.
- If you have new contact details, please contact us to update them.
- This statement should be kept in a safe place at all times. Please read the Product Information Statement for more details about keeping your account secure.

Access to and sharing your data

- We may provide access to or share an electronic copy of your data (account details, balance, transaction history and personal information) with other parties at your or your Financial Services Professional's request. This includes people who work with or for your Financial Services Professional such as accountants, consultants, technology platform owner/operators and others, some of whom may not be in Australia.
- Please refer to the current offer document for more information and speak with your Financial Services Professional if you have questions about how your data may be used, disclosed and/or protected.

Bell Potter Cash Management ServiceTHE BELL POTTER CASH MANAGEMENT SERVICE IS A DEPOSIT IN THE MACQUARIE
CASH MANAGEMENT ACCOUNT**enquiries** 1800 181 873
transact@macquarie.com
www.bellpotter.com.auMACQUARIE BANK LIMITED
ABN 46 008 583 542 AFSL 237502GPO Box 2520
Sydney, NSW 2001MR C ROBERTS & MRS K ROBERTS
4 MONTPELIER DRIVE
LOWER PLENTY VIC 30931 Shelley Street
Sydney, NSW 2000**account balance** \$55,572.45
as at 28 Feb 21**account name** CHRISTOPHER ROBERTS &
KYM ROBERTS ATF C J & K A ROBERTS
FAMILY SUPERANNUATION FUND-PAC
account no. 117399824

transaction	description	debits	credits	balance
31.01.21	OPENING BALANCE			107,737.19
02.02.21	Funds transfer MSWM - B 1875 ANZ @ 23.970000	45,190.94		62,546.25
04.02.21	Deposit MSWM - NETT PAYMENT		79,121.56	141,667.81
09.02.21	Deposit MSWM - NETT PAYMENT		20,902.39	162,570.20
09.02.21	Deposit ATO ATO009000014259185		159.60	162,729.80
10.02.21	Deposit MSWM - S 7700 WAM @ 2.220000		16,973.00	179,702.80
11.02.21	Deposit MSWM - S 645 MQG @ 144.210000		92,503.86	272,206.66
16.02.21	Deposit TCL DIV/DIST AUI21/00826474		540.00	272,746.66
17.02.21	Funds transfer MSWM - NETT SETTLEMENT	100,907.90		171,838.76
22.02.21	Funds transfer MSWM - NETT SETTLEMENT	80,628.63		91,210.13
24.02.21	Deposit ATO ATO004000014150189		25,830.72	117,040.85

how to make a transaction**online**Log in to www.bellpotter.com.au**by phone**

Call 133 275 to make a phone transaction

transfers from another bank accountTransfer funds from another bank to this account:
BSB 183 334
ACCOUNT NO. 117399824**deposits using BPay**

From another bank

Billers code: 20206
Ref: 117 399 824

Bell Potter Cash Management Service

enquiries 1800 181 873

account name CHRISTOPHER ROBERTS &
KYM ROBERTS ATF C J & K A ROBERTS
FAMILY SUPERANNUATION FUND-PAC
account no. 117399824

	transaction	description	debits	credits	balance
25.02.21	Funds transfer	MSWM - B 5200 SUL @ 11.759954	61,488.10		55,552.75
26.02.21	Deposit	NAB RESIDUAL PAY DRAU2/00800539		19.70	55,572.45
		CLOSING BALANCE AS AT 28 FEB 21	288,215.57	236,050.83	55,572.45

* Interest rate for the period 1 February to 28 February: 0.00%pa (28 days)

Bell Potter Cash Management ServiceTHE BELL POTTER CASH MANAGEMENT SERVICE IS A DEPOSIT IN THE MACQUARIE
CASH MANAGEMENT ACCOUNT**enquiries** 1800 181 873
transact@macquarie.com
www.bellpotter.com.auMACQUARIE BANK LIMITED
ABN 46 008 583 542 AFSL 237502GPO Box 2520
Sydney, NSW 2001MR C ROBERTS & MRS K ROBERTS
4 MONTPELIER DRIVE
LOWER PLENTY VIC 30931 Shelley Street
Sydney, NSW 2000**account balance** \$77,791.69
as at 31 Mar 21**account name** CHRISTOPHER ROBERTS &
KYM ROBERTS ATF C J & K A ROBERTS
FAMILY SUPERANNUATION FUND-PAC
account no. 117399824

transaction	description	debits	credits	balance
28.02.21	OPENING BALANCE			55,572.45
02.03.21	Funds transfer MSWM - B 7950 NXL @ 6.290000	50,280.53		5,291.92
04.03.21	Deposit MSWM - NETT PAYMENT		365.63	5,657.55
04.03.21	Deposit ATO ATO006000014373082		159.60	5,817.15
05.03.21	Funds transfer TRANSACT FUNDS TFR TO WALKER PARTNERS	2,915.00		2,902.15
10.03.21	Deposit ANN DIVIDEND AUI21/00815088		1,068.45	3,970.60
11.03.21	Deposit MSWM - NETT PAYMENT		5,779.50	9,750.10
12.03.21	Deposit Argo Investments S00018064111		917.00	10,667.10
16.03.21	Deposit AMCOR PLC DIV MAR21/00839720		235.76	10,902.86
18.03.21	Deposit MSWM - NETT PAYMENT		24.18	10,927.04
23.03.21	Deposit BHP GROUP DIV AI383/00981660		6,365.28	17,292.32

how to make a transaction**online**Log in to www.bellpotter.com.au**by phone**

Call 133 275 to make a phone transaction

transfers from another bank account

Transfer funds from another bank to this account:

BSB 183 334

ACCOUNT NO. 117399824

deposits using BPay

From another bank



Biller code: 20206

Ref: 117 399 824

continued on next

Bell Potter Cash Management Service

enquiries 1800 181 873

account name CHRISTOPHER ROBERTS &
KYM ROBERTS ATF C J & K A ROBERTS
FAMILY SUPERANNUATION FUND-PAC
account no. 117399824

transaction	description	debits	credits	balance
23.03.21	Deposit		2,040.46	19,332.78
24.03.21	Deposit		597.60	19,930.38
26.03.21	Deposit		57,846.49	77,776.87
30.03.21	Deposit		14.82	77,791.69
	CLOSING BALANCE AS AT 31 MAR 21	53,195.53	75,414.77	77,791.69

* Interest rate for the period 1 March to 31 March: 0.00%pa (31 days)



Bell Potter Cash Management Service

THE BELL POTTER CASH MANAGEMENT SERVICE IS A DEPOSIT IN THE MACQUARIE
 CASH MANAGEMENT ACCOUNT

enquiries 1800 181 873
 transact@macquarie.com
 www.bellpotter.com.au

MACQUARIE BANK LIMITED
 ABN 46 008 583 542 AFSL 237502

GPO Box 2520
 Sydney, NSW 2001



MR C ROBERTS & MRS K ROBERTS
 4 MONTELUJER DRIVE
 LOWER PLENTY VIC 3093

1 Shelley Street
 Sydney, NSW 2000

account balance **\$187,316.38**
 as at 30 Apr 21

account name CHRISTOPHER ROBERTS &
 KYM ROBERTS ATF C J & K A ROBERTS
 FAMILY SUPERANNUATION FUND-PAC
 account no. 117399824

transaction	description	debits	credits	balance
31.03.21	OPENING BALANCE			77,791.69
01.04.21	Deposit SUPER RETAIL DIV 001257919051		4,861.56	82,653.25
01.04.21	Deposit ORA ITM DIV 001258286076		379.80	83,032.85
01.04.21	Deposit SUN INTERIM DIV 001255859172		656.50	83,689.35
08.04.21	Deposit ATO ATO009000014449711		205.20	83,894.55
08.04.21	Deposit SOUTH32 DIVIDEND AJ009/00944447		81.98	83,976.53
08.04.21	Deposit SOUTH32 DIVIDEND AJ009/00991833		28.15	84,004.68
08.04.21	Deposit Brambles Limited 500018064111		121.91	84,126.59
09.04.21	Funds transfer MSWM - B 5250 BAP @ 7.600000	40,119.45		44,007.14
15.04.21	Deposit RIO TINTO LTD FIN20/00121244		8,015.21	52,022.35
21.04.21	Deposit MSWM - S 5600 SUL @ 12.500000		69,615.00	121,637.35


how to make a transaction

online
 Log in to www.bellpotter.com.au

by phone
 Call 133 275 to make a phone transaction

transfers from another bank account
 Transfer funds from another bank to this account:
 BSB 183 334
 ACCOUNT NO. 117399824

deposits using BPay
 From another bank



continued on next

Bell Potter Cash Management Service

enquiries 1800 181 873

account name CHRISTOPHER ROBERTS &
KYM ROBERTS ATF C J & K A ROBERTS
FAMILY SUPERANNUATION FUND-PAC
account no. 117399824

transaction	description	debits	credits	balance
26.04.21	Funds transfer TRANSACT TPR TO 888118106 CHRISTOPHER JO	18,000.00		103,637.35
26.04.21	Funds transfer MSWM - B 1765 ANZ @ 28.340000	18,647.56		84,989.79
30.04.21	Deposit MSWM - NETT PAYMENT		354.62	85,344.41
30.04.21	Deposit MorganStanley P4203889		101,971.97	187,316.38
	CLOSING BALANCE AS AT 30 APR 21	76,767.01	186,291.70	187,316.38

* Interest rate for the period 1 April to 30 April: 0.00%pa (30 days)

continued on next

000012

Bell Potter Cash Management ServiceTHE BELL POTTER CASH MANAGEMENT SERVICE IS A DEPOSIT IN THE MACQUARIE
CASH MANAGEMENT ACCOUNT**enquiries** 1800 181 873
transact@macquarie.com
www.bellpotter.com.auMACQUARIE BANK LIMITED
ABN 46 008 583 542 AFSL 237502GPO Box 2520
Sydney, NSW 2001MR C ROBERTS & MRS K ROBERTS
4 MONTELIER DRIVE
LOWER PLENTY VIC 30931 Shelley Street
Sydney, NSW 2000**account balance** \$10,005.73
as at 31 May 21**account name** CHRISTOPHER ROBERTS &
KYM ROBERTS ATF C J & K A ROBERTS
FAMILY SUPERANNUATION FUND-PAC
account no. 117399824

transaction	description	debits	credits	balance
30.04.21	OPENING BALANCE			187,316.38
03.05.21	Funds transfer TRANSACT FUNDS TFR TO C ROBERTS	8,364.30		178,952.08
04.05.21	Funds transfer MSWM - NETT SETTLEMENT	77,865.29		101,086.79
05.05.21	Funds transfer MSWM - NETT SETTLEMENT	98,040.45		3,046.34
10.05.21	Deposit DIVIDEND TRANSFER		26,250.00	29,296.34
11.05.21	Funds transfer TRANSACT FUNDS TFR TO CJROBERTS	20,000.00		9,296.34
13.05.21	Deposit PROCEEDS NXL&NXT		60,378.42	69,674.76
13.05.21	Deposit ATO ATO006000014613652		182.40	69,857.16
28.05.21	Deposit MSWM - S 7132 SUL @ 12.681862		90,148.57	160,005.73
28.05.21	Funds transfer TRANSACT TFR TO 969118108 CHRISTOPHER JO	150,000.00		10,005.73

how to make a transaction**online**Log in to www.bellpotter.com.au**by phone**

Call 133 275 to make a phone transaction

transfers from another bank account

Transfer funds from another bank to this account:

BSB 183 334

ACCOUNT NO. 117399824

deposits using BPay

From another bank

Biller code: 20206
Ref: 117 399 824

continued on next

Bell Potter Cash Management Service

enquiries 1800 181 873

account name CHRISTOPHER ROBERTS &
KYM ROBERTS ATF C J & K A ROBERTS
FAMILY SUPERANNUATION FUND-PAC
account no. 117399824

transaction	description	debits	credits	balance
	CLOSING BALANCE AS AT 31 MAY 21	354,270.04	176,959.39	10,005.73

* Interest rate for the period 1 May to 31 May: 0.00%pa (31 days)

We offer several options that allow you to make payments and view transactions free of charge

- Electronic funds transfers up to \$20,000 a day using online banking.
- Increase your limit to \$100,000 temporarily or nominate an account for unlimited transfers by contacting us.
- BPAY payments (subject to BPAY biller code limits) free of charge via online and mobile banking.
- Make the switch to free online statements by updating your preference online.

About your account

- Interest is calculated on daily balances and paid monthly. The interest rate is variable and may change at any time without prior notice.
- If you have a complaint about our service, or you'd like more information about your account including fees and charges, mistaken payments or unauthorised transactions, please read the terms and conditions for your account or contact us.

Protect your account

- Please check each entry on this statement. If you think there is an error or unauthorised transaction, please contact us right away.
- If you have new contact details, please contact us to update them.
- This statement should be kept in a safe place at all times. Please read the Product Information Statement for more details about keeping your account secure.

Access to and sharing your data

- We may provide access to or share an electronic copy of your data (account details, balance, transaction history and personal information) with other parties at your or your Financial Services Professional's request. This includes people who work with or for your Financial Services Professional such as accountants, consultants, technology platform owner/operators and others, some of whom may not be in Australia.
- Please refer to the current offer document for more information and speak with your Financial Services Professional if you have questions about how your data may be used, disclosed and/or protected.

Bell Potter Cash Management Service

THE BELL POTTER CASH MANAGEMENT SERVICE IS A DEPOSIT IN THE MACQUARIE CASH MANAGEMENT ACCOUNT

enquiries 1800 181 873
transact@macquarie.com
www.bellpotter.com.au

MACQUARIE BANK LIMITED
ABN 46 008 583 542 AFSL 237502

GPO Box 2520
Sydney, NSW 2001



MR C ROBERTS & MRS K ROBERTS
4 MONTPELIER DRIVE
LOWER PLENTY VIC 3093

1 Shelley Street
Sydney, NSW 2000

account balance \$1,018.30
as at 30 Jun 21

account name CHRISTOPHER ROBERTS &
KYM ROBERTS ATF C J & K A ROBERTS
FAMILY SUPERANNUATION FUND-PAC
account no. 117399824

transaction	description	debits	credits	balance
31.05.21	OPENING BALANCE			10,005.73
01.06.21	Deposit INT TFR		30,000.00	40,005.73
01.06.21	Funds transfer MSWM - ADMIN FEE 21025866	247.50		39,758.23
02.06.21	Deposit BAP PURCHASE		41,000.00	80,758.23
03.06.21	Deposit TFR		80,000.00	160,758.23
03.06.21	Funds transfer MSWM - B 4700 BAP @ 8.090000	38,144.00		122,614.23
04.06.21	Funds transfer MSWM - B 15000 DUB @ 2.710000	40,873.58		81,740.65
07.06.21	Funds transfer MSWM - NETT SETTLEMENT	79,343.15		2,397.50
08.06.21	Funds transfer TRANSACT TFR TO 969118108 CHRISTOPHER JO	2,395.00		2.50
11.06.21	Deposit MSWM - NETT PAYMENT		585.42	587.92
17.06.21	Deposit MSWM - NETT PAYMENT		71.28	659.20

how to make a transaction

online
Log in to www.bellpotter.com.au

by phone
Call 133 275 to make a phone transaction

transfers from another bank account
Transfer funds from another bank to this account:
BSB 183 334
ACCOUNT NO. 117399824

deposits using BPay
From another bank



Billers code: 20206
Ref: 117 399 824

continued on next

Bell Potter Cash Management Service

enquiries 1800 181 873

account name CHRISTOPHER ROBERTS &
 KYM ROBERTS ATF C J & K A ROBERTS
 FAMILY SUPERANNUATION FUND-PAC
account no. 117399824

	transaction	description	debits	credits	balance
21.06.21	Deposit	ATO ATO007000014493295		359.10	1,018.30
		CLOSING BALANCE AS AT 30 JUN 21	161,003.23	152,015.80	1,018.30

* Interest rate for the period 1 June to 30 June: 0.00%pa (30 days)

annual interest summary 2020/2021

INTEREST PAID	34.11
TOTAL INCOME PAID	34.11

continued on next

C J & K A Roberts Family Superannuation Fund

Audit Trail

As at 30 June 2021

Date	Account Number	Cash/ Journal	Batch	Details	Debit \$	Credit \$
1/07/2020	290 0002	C	213	B 1150 wor	-	10,241.00
1/07/2020	290 0002	C	214	B 1150 qbe	-	10,169.50
1/07/2020	205 2589	C	330	B 1150 wor	10,241.00	-
1/07/2020	205 1948	C	331	B 1150 qbe	10,169.50	-
3/07/2020	290 0002	C	212	contra	20,410.50	-
3/07/2020	290 0001	C	289	mswm	-	20,410.50
3/07/2020	390 0001	C	332	contra	-	20,410.50
3/07/2020	390 0001	C	333	mswm	20,410.50	-
3/07/2020	290 0004	C	384	B NAB 3	-	34.20
3/07/2020	290 0004	C	385	B NAB 248	-	3,840.30
3/07/2020	205 1671	C	396	B NAB 3	34.20	-
3/07/2020	205 1671	C	397	B NAB 248	3,840.30	-
3/07/2020	290 0004	C	735	B MQG 1	-	42.30
3/07/2020	205 1474	C	736	B MQG 1	42.30	-
9/07/2020	290 0002	C	211	b 485 shl	-	15,151.15
9/07/2020	205 2216	C	334	b 485 shl	15,151.15	-
13/07/2020	290 0002	C	210	contra	15,151.15	-
13/07/2020	290 0001	C	288	mswm	-	15,151.15
13/07/2020	390 0001	C	335	mswm	15,151.15	-
13/07/2020	390 0001	C	336	contra	-	15,151.15
15/07/2020	290 0002	C	209	s 16500 dub	21,824.00	-
15/07/2020	205 2856	C	337	s 16500 dub	-	21,824.00
16/07/2020	290 0002	C	208	b 17842 dub	-	21,620.61
16/07/2020	205 2856	C	338	b 17842 dub	21,620.61	-
17/07/2020	290 0002	C	207	contra	-	203.39
17/07/2020	290 0001	C	287	mswm	203.39	-
17/07/2020	390 0001	C	339	contra	203.39	-
17/07/2020	390 0001	C	340	mswm	-	203.39
21/07/2020	290 0002	C	205	s 17842 dub	24,167.46	-
21/07/2020	290 0002	C	206	b 126 vgs	-	10,107.76
21/07/2020	205 2856	C	341	s 17842 dub	-	24,167.46
21/07/2020	205 2799	C	342	b 126 vgs	10,107.76	-
23/07/2020	290 0002	C	204	contra	-	14,059.70
23/07/2020	290 0001	C	286	mswm	14,059.70	-
23/07/2020	390 0001	C	343	contra	14,059.70	-
23/07/2020	390 0001	C	344	mswm	-	14,059.70
30/07/2020	290 0002	C	202	b 80 mqg	-	10,186.60
30/07/2020	290 0002	C	203	b 932 bxb	-	10,102.72
30/07/2020	205 1474	C	345	b 80 mqg	10,186.60	-
30/07/2020	205 0444	C	346	b 932 bxb	10,102.72	-
31/07/2020	290 0002	C	200	s 6200 tls	20,649.00	-
31/07/2020	290 0002	C	201	b 15000 dub	-	19,846.00
31/07/2020	205 2346	C	347	s 6200 tls	-	20,649.00
31/07/2020	205 2856	C	348	b 15000 dub	19,846.00	-

C J & K A Roberts Family Superannuation Fund

Audit Trail

As at 30 June 2021

Date	Account Number	Cash/ Journal	Batch	Details	Debit \$	Credit \$
3/08/2020	290 0002	C	199	contra	20,289.32	-
3/08/2020	290 0001	C	285	mswm	-	20,289.32
3/08/2020	390 0001	C	349	mswm	20,289.32	-
3/08/2020	390 0001	C	350	contra	-	20,289.32
4/08/2020	290 0002	C	195	contra	-	803.00
4/08/2020	290 0002	C	196	b twe 900	-	10,028.05
4/08/2020	290 0002	C	197	b boq 3400	-	19,892.00
4/08/2020	290 0002	C	198	s 650 wes	29,890.69	-
4/08/2020	290 0001	C	284	mswm	803.00	-
4/08/2020	390 0001	C	351	contra	803.00	-
4/08/2020	390 0001	C	352	mswm	-	803.00
4/08/2020	205 2663	C	353	b twe 900	10,028.05	-
4/08/2020	205 0339	C	354	b boq 3400	19,892.00	-
4/08/2020	205 2533	C	355	s 650 wes	-	29,890.69
6/08/2020	290 0002	C	193	contra	29.36	-
6/08/2020	290 0002	C	194	S 1000 RIO	104,521.95	-
6/08/2020	290 0001	C	283	mswm	-	29.36
6/08/2020	390 0001	C	356	mswm	29.36	-
6/08/2020	390 0001	C	357	contra	-	29.36
6/08/2020	205 2060	C	358	S 1000 RIO	-	104,521.95
7/08/2020	290 0002	C	187	b 5000 dub	-	6,371.00
7/08/2020	290 0002	C	188	b 8720 vea	-	15,206.60
7/08/2020	290 0002	C	189	b 10500 nec	-	15,241.00
7/08/2020	290 0002	C	190	b 11500 ax1	-	15,531.00
7/08/2020	290 0002	C	191	b 7700 wam	-	15,174.50
7/08/2020	290 0002	C	192	b 2550 boq	-	15,089.50
7/08/2020	205 2856	C	359	b 5000 dub	6,371.00	-
7/08/2020	205 2902	C	360	b 8720 vea	15,206.60	-
7/08/2020	205 1717	C	361	b 10500 nec	15,241.00	-
7/08/2020	205 1984	C	362	b 11500 ax1	15,531.00	-
7/08/2020	205 2507	C	363	b 7700 wam	15,174.50	-
7/08/2020	205 0339	C	364	b 2550 boq	15,089.50	-
10/08/2020	290 0002	C	186	contra	-	21,908.35
10/08/2020	290 0001	C	282	mswm	21,908.35	-
10/08/2020	390 0001	C	365	contra	21,908.35	-
10/08/2020	390 0001	C	366	mswm	-	21,908.35
11/08/2020	290 0002	C	185	b 7000 nec	-	10,341.00
11/08/2020	205 1717	C	367	b 7000 nec	10,341.00	-
12/08/2020	290 0002	C	184	b 4750 scg	-	10,096.00
12/08/2020	207 0114	C	368	b 4750 scg	10,096.00	-
13/08/2020	290 0002	C	181	contra	10,341.00	-
13/08/2020	290 0002	C	182	b 6600 nec	-	10,119.93
13/08/2020	290 0002	C	183	s 900 twe	11,489.00	-
13/08/2020	290 0001	C	281	mswm	-	10,341.00

C J & K A Roberts Family Superannuation Fund

Audit Trail

As at 30 June 2021

Date	Account Number	Cash/ Journal	Batch	Details	Debit \$	Credit \$
13/08/2020	390 0001	C	398	mswm	10,341.00	-
13/08/2020	390 0001	C	399	contra	-	10,341.00
13/08/2020	205 1717	C	400	b 6600 nec	10,119.93	-
13/08/2020	205 2663	C	401	s 900 twe	-	11,489.00
14/08/2020	290 0002	C	180	contra	10,096.00	-
14/08/2020	290 0001	C	280	mswm	-	10,096.00
14/08/2020	390 0001	C	402	mswm	10,096.00	-
14/08/2020	390 0001	C	403	contra	-	10,096.00
17/08/2020	290 0002	C	179	contra	-	1,369.07
17/08/2020	290 0001	C	279	mswm	1,369.07	-
17/08/2020	390 0001	C	404	contra	1,369.07	-
17/08/2020	390 0001	C	405	mswm	-	1,369.07
18/08/2020	290 0002	C	178	b 750 sun	-	6,616.00
18/08/2020	205 2293	C	406	b 750 sun	6,616.00	-
20/08/2020	290 0002	C	177	contra	6,616.00	-
20/08/2020	290 0001	C	229	mwsms	-	6,616.00
20/08/2020	390 0001	C	407	mwsms	6,616.00	-
20/08/2020	390 0001	C	408	contra	-	6,616.00
27/08/2020	290 0002	C	176	s 24100 nec	40,984.33	-
27/08/2020	205 1717	C	409	s 24100 nec	-	40,984.33
28/08/2020	290 0002	C	175	b 12500 ax1	-	20,246.00
28/08/2020	205 1984	C	410	b 12500 ax1	20,246.00	-
31/08/2020	290 0002	C	174	contra	-	20,738.33
31/08/2020	290 0001	C	278	mswm	20,738.33	-
31/08/2020	390 0001	C	411	contra	20,738.33	-
31/08/2020	390 0001	C	412	mswm	-	20,738.33
1/09/2020	290 0004	C	394	B AFI 572	-	3,599.68
1/09/2020	205 0280	C	413	B AFI 572	3,599.68	-
4/09/2020	290 0002	C	173	b 100 coh	-	19,199.91
4/09/2020	205 0643	C	414	b 100 coh	19,199.91	-
8/09/2020	290 0002	C	172	contra	19,199.91	-
8/09/2020	290 0001	C	228	mwsms	-	19,199.91
8/09/2020	390 0001	C	415	mwsms	19,199.91	-
8/09/2020	390 0001	C	416	contra	-	19,199.91
9/09/2020	290 0002	C	171	s 3920 pmc	4,818.20	-
9/09/2020	205 1892	C	417	s 3920 pmc	-	4,818.20
11/09/2020	290 0002	C	170	contra	-	4,818.20
11/09/2020	290 0001	C	227	mwsms	4,818.20	-
11/09/2020	390 0001	C	418	contra	4,818.20	-
11/09/2020	390 0001	C	419	mwsms	-	4,818.20
14/09/2020	290 0002	C	168	b 9000 dub	-	8,806.00
14/09/2020	290 0002	C	169	s 7240 pmc	9,122.40	-
14/09/2020	205 2856	C	420	b 9000 dub	8,806.00	-
14/09/2020	205 1892	C	421	s 7240 pmc	-	9,122.40

Audit Trail

As at 30 June 2021

Date	Account Number	Cash/ Journal	Batch	Details	Debit \$	Credit \$
16/09/2020	290 0002	C	167	contra	-	316.40
16/09/2020	290 0001	C	277	mswm	316.40	-
16/09/2020	390 0001	C	422	contra	316.40	-
16/09/2020	390 0001	C	423	mswm	-	316.40
17/09/2020	290 0002	C	166	b 11000 brn	-	4,741.00
17/09/2020	205 2903	C	424	b 11000 brn	4,741.00	-
21/09/2020	290 0002	C	165	contra	4,741.00	-
21/09/2020	290 0001	C	276	mswm	-	4,741.00
21/09/2020	390 0001	C	425	mswm	4,741.00	-
21/09/2020	390 0001	C	426	contra	-	4,741.00
30/09/2020	290 0004	C	389	B CBA 70	-	4,794.16
30/09/2020	290 0004	C	390	B ANZ 88	-	1,594.00
30/09/2020	290 0004	C	392	B ANZ 2	-	27.00
30/09/2020	205 0660	C	428	B CBA 70	4,794.16	-
30/09/2020	205 0146	C	429	B ANZ 88	1,594.00	-
30/09/2020	205 0146	C	430	B ANZ 2	27.00	-
1/10/2020	290 0004	C	378	B WES 30	-	1,392.70
1/10/2020	205 2533	C	431	B WES 30	1,392.70	-
2/10/2020	290 0002	C	163	b 170 mqg	-	20,587.30
2/10/2020	290 0002	C	164	s 24000 ax1	41,444.62	-
2/10/2020	205 1474	C	432	b 170 mqg	20,587.30	-
2/10/2020	205 1984	C	433	s 24000 ax1	-	41,444.62
6/10/2020	290 0002	C	162	contra	-	20,857.32
6/10/2020	290 0001	C	275	mswm	20,857.32	-
6/10/2020	390 0001	C	434	contra	20,857.32	-
6/10/2020	390 0001	C	435	mswm	-	20,857.32
7/10/2020	290 0002	C	161	b hvn 4200	-	20,155.00
7/10/2020	205 1159	C	436	b hvn 4200	20,155.00	-
9/10/2020	290 0002	C	160	contra	20,155.00	-
9/10/2020	290 0001	C	274	mswm	-	20,155.00
9/10/2020	390 0001	C	437	mswm	20,155.00	-
9/10/2020	390 0001	C	438	contra	-	20,155.00
15/10/2020	290 0002	C	159	s 250 mqg	32,882.30	-
15/10/2020	205 1474	C	439	s 250 mqg	-	32,882.30
16/10/2020	290 0002	C	158	b 12750 dub	-	15,229.75
16/10/2020	205 2856	C	440	b 12750 dub	15,229.75	-
16/10/2020	205 2902	C	706	VEA Unit Consolidation (21 for 25)	-	-
19/10/2020	290 0002	C	157	contra	-	17,652.55
19/10/2020	290 0001	C	273	mswm	17,652.55	-
19/10/2020	390 0001	C	441	contra	17,652.55	-
19/10/2020	390 0001	C	442	mswm	-	17,652.55
21/10/2020	290 0002	C	156	b 1750 siq	-	10,183.50
21/10/2020	205 2904	C	443	b 1750 siq	10,183.50	-
23/10/2020	290 0002	C	155	contra	10,183.50	-

C J & K A Roberts Family Superannuation Fund

Audit Trail

As at 30 June 2021

Date	Account Number	Cash/ Journal	Batch	Details	Debit \$	Credit \$
23/10/2020	290 0001	C	272	mswm	-	10,183.50
23/10/2020	390 0001	C	444	mswm	10,183.50	-
23/10/2020	390 0001	C	445	contra	-	10,183.50
27/10/2020	290 0002	C	154	s 100 coh	22,457.80	-
27/10/2020	205 0643	C	446	s 100 coh	-	22,457.80
29/10/2020	290 0002	C	152	contra	-	22,457.80
29/10/2020	290 0002	C	153	b 2450 twe	-	22,392.99
29/10/2020	290 0001	C	271	mswm	22,457.80	-
29/10/2020	390 0001	C	447	contra	22,457.80	-
29/10/2020	390 0001	C	448	mswm	-	22,457.80
29/10/2020	205 2663	C	449	b 2450 twe	22,392.99	-
2/11/2020	290 0002	C	149	contra	22,392.99	-
2/11/2020	290 0002	C	150	b 2170 twe	-	20,084.32
2/11/2020	290 0002	C	151	s 7410 tls	19,997.15	-
2/11/2020	290 0001	C	270	mswm	-	22,392.99
2/11/2020	390 0001	C	450	mswm	22,392.99	-
2/11/2020	390 0001	C	451	contra	-	22,392.99
2/11/2020	205 2663	C	452	b 2170 twe	20,084.32	-
2/11/2020	205 2346	C	453	s 7410 tls	-	19,997.15
3/11/2020	290 0001	C	226	SD DUB	-	20,000.00
3/11/2020	300 0001	C	454	SD DUB	20,000.00	-
4/11/2020	290 0002	C	148	contra	87.17	-
4/11/2020	290 0001	C	225	SD DUB	-	10,000.00
4/11/2020	290 0001	C	269	mswm	-	87.17
4/11/2020	300 0001	C	455	SD DUB	10,000.00	-
4/11/2020	390 0001	C	456	mswm	87.17	-
4/11/2020	390 0001	C	457	contra	-	87.17
6/11/2020	290 0002	C	146	s 10000 tls	27,846.00	-
6/11/2020	290 0002	C	147	s 485 shl	17,309.90	-
6/11/2020	205 2216	C	459	s 485 shl	-	17,309.90
6/11/2020	205 2346	C	738	s 10000 tls	-	27,846.00
9/11/2020	290 0002	C	143	s 5000 tls	14,104.00	-
9/11/2020	290 0002	C	144	b 1550 amc	-	25,162.38
9/11/2020	290 0002	C	145	s 1150 wor	11,223.75	-
9/11/2020	205 2346	C	460	s 5000 tls	-	14,104.00
9/11/2020	205 0117	C	461	b 1550 amc	25,162.38	-
9/11/2020	205 2589	C	462	s 1150 wor	-	11,223.75
10/11/2020	290 0002	C	142	contra	-	19,993.52
10/11/2020	290 0001	C	268	mswm	19,993.52	-
10/11/2020	390 0001	C	463	contra	19,993.52	-
10/11/2020	390 0001	C	464	mswm	-	19,993.52
11/11/2020	290 0002	C	139	contra	-	25,327.75
11/11/2020	290 0002	C	140	b 3180 twe	-	29,129.14
11/11/2020	290 0002	C	141	s 10000 tls	29,188.57	-

Audit Trail

As at 30 June 2021

Date	Account Number	Cash/ Journal	Batch	Details	Debit \$	Credit \$
11/11/2020	290 0001	C	267	mswm	25,327.75	-
11/11/2020	390 0001	C	465	contra	25,327.75	-
11/11/2020	390 0001	C	466	mswm	-	25,327.75
11/11/2020	205 2663	C	467	b 3180 twe	29,129.14	-
11/11/2020	205 2346	C	468	s 10000 tls	-	29,188.57
13/11/2020	290 0002	C	138	contra	-	59.43
13/11/2020	290 0001	C	266	mswm	59.43	-
13/11/2020	390 0001	C	469	contra	59.43	-
13/11/2020	390 0001	C	470	mswm	-	59.43
17/11/2020	290 0001	C	325	contra sd	10,217.90	-
17/11/2020	290 0001	C	328	B DUB 9289	-	10,217.90
17/11/2020	300 0001	C	471	contra sd	-	10,217.90
17/11/2020	205 2856	C	472	B DUB 9289	10,217.90	-
18/11/2020	290 0002	C	137	s 5400 tls	16,619.00	-
18/11/2020	290 0001	C	298	DUB return	19,782.10	-
18/11/2020	205 2346	C	473	s 5400 tls	-	16,619.00
18/11/2020	300 0001	C	474	DUB return	-	19,782.10
19/11/2020	290 0002	C	136	s 3878 ben	32,858.84	-
19/11/2020	205 0370	C	475	s 3878 ben	-	32,858.84
20/11/2020	290 0002	C	135	contra	-	16,619.00
20/11/2020	290 0001	C	265	mswm	16,619.00	-
20/11/2020	390 0001	C	476	contra	16,619.00	-
20/11/2020	390 0001	C	477	mswm	-	16,619.00
23/11/2020	290 0002	C	134	contra	-	32,858.84
23/11/2020	290 0001	C	264	mswm	32,858.84	-
23/11/2020	390 0001	C	478	contra	32,858.84	-
23/11/2020	390 0001	C	479	mswm	-	32,858.84
25/11/2020	290 0002	C	133	s 7800 twe	81,914.98	-
25/11/2020	205 2663	C	480	s 7800 twe	-	81,914.98
27/11/2020	290 0002	C	132	contra	-	81,914.98
27/11/2020	290 0001	C	263	mswm	81,914.98	-
27/11/2020	390 0001	C	481	contra	81,914.98	-
27/11/2020	390 0001	C	482	mswm	-	81,914.98
1/12/2020	290 0002	C	131	b 2825 nxl	-	15,000.75
1/12/2020	205 2905	C	483	b 2825 nxl	15,000.75	-
2/12/2020	290 0002	C	130	s 32039 dub	59,264.78	-
2/12/2020	205 2856	C	484	s 32039 dub	-	59,264.78
3/12/2020	290 0002	C	129	b 3000 sul	-	30,798.47
3/12/2020	205 2299	C	485	b 3000 sul	30,798.47	-
4/12/2020	290 0002	C	128	contra	-	13,465.56
4/12/2020	290 0001	C	262	mswm	13,465.56	-
4/12/2020	390 0001	C	486	contra	13,465.56	-
4/12/2020	390 0001	C	487	mswm	-	13,465.56
7/12/2020	290 0002	C	125	b 18000 dub	-	30,357.84

Audit Trail

As at 30 June 2021

Date	Account Number	Cash/ Journal	Batch	Details	Debit \$	Credit \$
7/12/2020	290 0002	C	126	b 940 shl	-	30,273.79
7/12/2020	290 0002	C	127	b 4000 siq	-	25,620.14
7/12/2020	205 2856	C	488	b 18000 dub	30,357.84	-
7/12/2020	205 2216	C	489	b 940 shl	30,273.79	-
7/12/2020	205 2904	C	490	b 4000 siq	25,620.14	-
8/12/2020	290 0002	C	124	b 2480 wbc	-	50,246.85
8/12/2020	205 2553	C	491	b 2480 wbc	50,246.85	-
9/12/2020	290 0002	C	123	contra	86,251.77	-
9/12/2020	290 0001	C	261	mswm	-	86,251.77
9/12/2020	390 0001	C	492	mswm	86,251.77	-
9/12/2020	390 0001	C	493	contra	-	86,251.77
10/12/2020	290 0002	C	122	contra	50,246.85	-
10/12/2020	290 0001	C	260	mswm	-	50,246.85
10/12/2020	290 0004	C	386	B NAB 179	-	4,126.50
10/12/2020	290 0004	C	387	B NAB 1	-	35.10
10/12/2020	390 0001	C	494	mswm	50,246.85	-
10/12/2020	390 0001	C	495	contra	-	50,246.85
10/12/2020	205 1671	C	496	B NAB 179	4,126.50	-
10/12/2020	205 1671	C	497	B NAB 1	35.10	-
11/12/2020	290 0002	C	115	b 26000 dub	-	44,656.27
11/12/2020	290 0002	C	116	s 126 vgs	10,422.16	-
11/12/2020	290 0002	C	117	s 3150 boq	24,383.05	-
11/12/2020	290 0002	C	118	s 1150 qbe	11,103.00	-
11/12/2020	290 0002	C	119	b 100 coh	-	20,169.00
11/12/2020	290 0002	C	120	b 7000 nuf	-	29,772.86
11/12/2020	290 0002	C	121	b 4500 sto	-	30,225.33
11/12/2020	205 2856	C	498	b 26000 dub	44,656.27	-
11/12/2020	205 2799	C	499	s 126 vgs	-	10,422.16
11/12/2020	205 0339	C	500	s 3150 boq	-	24,383.05
11/12/2020	205 1948	C	501	s 1150 qbe	-	11,103.00
11/12/2020	205 0643	C	502	b 100 coh	20,169.00	-
11/12/2020	205 1738	C	503	b 7000 nuf	29,772.86	-
11/12/2020	205 2142	C	504	b 4500 sto	30,225.33	-
15/12/2020	290 0002	C	113	contra	78,915.25	-
15/12/2020	290 0002	C	114	s 2825 nxl	23,149.97	-
15/12/2020	290 0001	C	259	mswm	-	78,915.25
15/12/2020	390 0001	C	505	mswm	78,915.25	-
15/12/2020	390 0001	C	506	contra	-	78,915.25
15/12/2020	205 2905	C	507	s 2825 nxl	-	23,149.97
16/12/2020	290 0004	C	391	B ANZ 2	-	38.50
16/12/2020	290 0004	C	393	B ANZ 102	-	2,262.40
16/12/2020	205 0146	C	508	B ANZ 2	38.50	-
16/12/2020	205 0146	C	509	B ANZ 102	2,262.40	-
17/12/2020	290 0002	C	110	contra	-	23,149.97

Audit Trail

As at 30 June 2021

Date	Account Number	Cash/ Journal	Batch	Details	Debit \$	Credit \$
17/12/2020	290 0002	C	111	s 1500 rio	172,296.62	-
17/12/2020	290 0002	C	112	b 3600 tcl	-	50,677.20
17/12/2020	290 0001	C	258	mswm	23,149.97	-
17/12/2020	390 0001	C	510	contra	23,149.97	-
17/12/2020	390 0001	C	511	mswm	-	23,149.97
17/12/2020	205 2060	C	512	s 1500 rio	-	172,296.62
17/12/2020	207 0091	C	513	b 3600 tcl	50,677.20	-
18/12/2020	290 0002	C	109	b 6000 nuf	-	25,640.25
18/12/2020	290 0004	C	381	B WBC 148	-	2,944.07
18/12/2020	205 1738	C	514	b 6000 nuf	25,640.25	-
18/12/2020	205 2553	C	515	B WBC 148	2,944.07	-
21/12/2020	290 0002	C	108	contra	-	95,979.17
21/12/2020	290 0001	C	257	mswm	95,979.17	-
21/12/2020	390 0001	C	516	contra	95,979.17	-
21/12/2020	390 0001	C	517	mswm	-	95,979.17
14/01/2021	290 0002	C	107	b 2400 wbc	-	50,339.35
14/01/2021	205 2553	C	518	b 2400 wbc	50,339.35	-
18/01/2021	290 0002	C	103	contra	50,339.35	-
18/01/2021	290 0002	C	104	b 33333 dub	-	50,944.82
18/01/2021	290 0002	C	105	s 11000 brn	5,984.00	-
18/01/2021	290 0002	C	106	s 4200 hvn	22,358.10	-
18/01/2021	290 0001	C	256	mswm	-	50,339.35
18/01/2021	390 0001	C	519	mswm	50,339.35	-
18/01/2021	390 0001	C	520	contra	-	50,339.35
18/01/2021	205 2856	C	521	b 33333 dub	50,944.82	-
18/01/2021	205 2903	C	522	s 11000 brn	-	5,984.00
18/01/2021	205 1159	C	523	s 4200 hvn	-	22,358.10
19/01/2021	290 0002	C	97	b 720 shl	-	24,693.81
19/01/2021	290 0002	C	98	b 4032 sul	-	47,798.74
19/01/2021	290 0002	C	99	s 325 qhal	10,981.00	-
19/01/2021	290 0002	C	100	s 4500 sto	32,669.32	-
19/01/2021	290 0002	C	101	b 7300 dub	-	11,180.50
19/01/2021	290 0002	C	102	s 5750 siq	39,428.20	-
19/01/2021	205 2216	C	524	b 720 shl	24,693.81	-
19/01/2021	205 2299	C	525	b 4032 sul	47,798.74	-
19/01/2021	205 2857	C	526	s 325 qhal	-	10,981.00
19/01/2021	205 2142	C	527	s 4500 sto	-	32,669.32
19/01/2021	205 2856	C	528	b 7300 dub	11,180.50	-
19/01/2021	205 2904	C	529	s 5750 siq	-	39,428.20
20/01/2021	290 0002	C	96	contra	22,602.72	-
20/01/2021	290 0001	C	255	mswm	-	22,602.72
20/01/2021	390 0001	C	530	mswm	22,602.72	-
20/01/2021	390 0001	C	531	contra	-	22,602.72
21/01/2021	290 0002	C	95	contra	594.53	-

Audit Trail

As at 30 June 2021

Date	Account Number	Cash/ Journal	Batch	Details	Debit \$	Credit \$
21/01/2021	290 0001	C	254	mswm	-	594.53
21/01/2021	390 0001	C	532	mswm	594.53	-
21/01/2021	390 0001	C	533	contra	-	594.53
27/01/2021	290 0002	C	94	s 13000 nuf	59,227.11	-
27/01/2021	205 1738	C	534	s 13000 nuf	-	59,227.11
29/01/2021	290 0002	C	92	contra	-	59,227.11
29/01/2021	290 0002	C	93	b 1875 anz	-	45,190.94
29/01/2021	290 0001	C	253	mswm	59,227.11	-
29/01/2021	390 0001	C	535	contra	59,227.11	-
29/01/2021	390 0001	C	536	mswm	-	59,227.11
29/01/2021	205 0146	C	537	b 1875 anz	45,190.94	-
2/02/2021	290 0002	C	89	contra	45,190.94	-
2/02/2021	290 0002	C	90	s 4750 scg	12,752.39	-
2/02/2021	290 0002	C	91	s 40633 dub	66,369.17	-
2/02/2021	290 0001	C	252	mswm	-	45,190.94
2/02/2021	390 0001	C	538	mswm	45,190.94	-
2/02/2021	390 0001	C	539	contra	-	45,190.94
2/02/2021	207 0114	C	540	s 4750 scg	-	12,752.39
2/02/2021	205 2856	C	541	s 40633 dub	-	66,369.17
4/02/2021	290 0002	C	88	contra	-	79,121.56
4/02/2021	290 0001	C	251	mswm	79,121.56	-
4/02/2021	390 0001	C	542	contra	79,121.56	-
4/02/2021	390 0001	C	543	mswm	-	79,121.56
5/02/2021	290 0002	C	87	s 63000 dub	107,995.98	-
5/02/2021	205 2856	C	544	s 63000 dub	-	107,995.98
8/02/2021	290 0002	C	84	s 7700 wam	16,973.00	-
8/02/2021	290 0002	C	85	b 270 mqg	-	36,544.59
8/02/2021	290 0002	C	86	b 375 mqg	-	50,549.00
8/02/2021	205 2507	C	545	s 7700 wam	-	16,973.00
8/02/2021	205 1474	C	546	b 270 mqg	36,544.59	-
8/02/2021	205 1474	C	547	b 375 mqg	50,549.00	-
9/02/2021	290 0002	C	82	contra	-	20,902.39
9/02/2021	290 0002	C	83	s 645 mqg	92,503.86	-
9/02/2021	290 0001	C	250	mswm	20,902.39	-
9/02/2021	390 0001	C	548	contra	20,902.39	-
9/02/2021	390 0001	C	549	mswm	-	20,902.39
9/02/2021	205 1474	C	550	s 645 mqg	-	92,503.86
10/02/2021	290 0002	C	81	contra	-	16,973.00
10/02/2021	290 0001	C	249	mswm	16,973.00	-
10/02/2021	390 0001	C	551	contra	16,973.00	-
10/02/2021	390 0001	C	552	mswm	-	16,973.00
11/02/2021	290 0002	C	80	contra	-	92,503.86
11/02/2021	290 0001	C	248	mswm	92,503.86	-
11/02/2021	390 0001	C	553	contra	92,503.86	-

Audit Trail

As at 30 June 2021

Date	Account Number	Cash/ Journal	Batch	Details	Debit \$	Credit \$
11/02/2021	390 0001	C	554	mswm	-	92,503.86
15/02/2021	290 0002	C	78	b 1300 ann	-	50,592.77
15/02/2021	290 0002	C	79	b 4000 nxt	-	50,315.13
15/02/2021	205 0139	C	555	b 1300 ann	50,592.77	-
15/02/2021	205 2806	C	556	b 4000 nxt	50,315.13	-
17/02/2021	290 0002	C	77	contra	100,907.90	-
17/02/2021	290 0001	C	247	mswm	-	100,907.90
17/02/2021	390 0001	C	557	mswm	100,907.90	-
17/02/2021	390 0001	C	558	contra	-	100,907.90
18/02/2021	290 0002	C	75	b 2500 sul	-	30,114.73
18/02/2021	290 0002	C	76	b 1250 ann	-	50,513.90
18/02/2021	205 2299	C	559	b 2500 sul	30,114.73	-
18/02/2021	205 0139	C	560	b 1250 ann	50,513.90	-
22/02/2021	290 0002	C	74	contra	80,628.63	-
22/02/2021	290 0001	C	246	mswm	-	80,628.63
22/02/2021	390 0001	C	561	mswm	80,628.63	-
22/02/2021	390 0001	C	562	contra	-	80,628.63
23/02/2021	290 0002	C	73	b 5200 sul	-	61,488.10
23/02/2021	290 0004	C	395	B AFI 370	-	2,628.40
23/02/2021	205 2299	C	563	b 5200 sul	61,488.10	-
23/02/2021	205 0280	C	564	B AFI 370	2,628.40	-
24/02/2021	205 0235	C	724	BOQ 100:334 ACCELERATED - JUMBO OF ORD	-	-
25/02/2021	290 0002	C	72	contra	61,488.10	-
25/02/2021	290 0001	C	245	mswm	-	61,488.10
25/02/2021	390 0001	C	565	mswm	61,488.10	-
25/02/2021	390 0001	C	566	contra	-	61,488.10
26/02/2021	290 0002	C	71	b 7950 nxl	-	50,280.53
26/02/2021	205 2905	C	567	b 7950 nxl	50,280.53	-
2/03/2021	290 0002	C	68	contra	50,280.53	-
2/03/2021	290 0002	C	69	b 3570 nxl	-	21,541.00
2/03/2021	290 0002	C	70	s 100 coh	21,906.63	-
2/03/2021	290 0001	C	244	mswm	-	50,280.53
2/03/2021	390 0001	C	568	mswm	50,280.53	-
2/03/2021	390 0001	C	569	contra	-	50,280.53
2/03/2021	205 0643	C	571	s 100 coh	-	21,906.63
2/03/2021	205 2905	C	625	b 3570 nxl	21,541.00	-
4/03/2021	290 0002	C	67	contra	-	365.63
4/03/2021	290 0001	C	294	mwmw	365.63	-
4/03/2021	390 0001	C	572	contra	365.63	-
4/03/2021	390 0001	C	573	mwmw	-	365.63
9/03/2021	290 0002	C	65	b 1272 nxl	-	7,104.28
9/03/2021	290 0002	C	66	s 7325 vea	12,883.78	-
9/03/2021	205 2905	C	626	b 1272 nxl	7,104.28	-
9/03/2021	205 2902	C	707	s 7325 vea	-	12,883.78

C J & K A Roberts Family Superannuation Fund

Audit Trail

As at 30 June 2021

Date	Account Number	Cash/ Journal	Batch	Details	Debit \$	Credit \$
11/03/2021	290 0002	C	64	contra	-	5,779.50
11/03/2021	290 0001	C	293	msmw	5,779.50	-
11/03/2021	390 0001	C	576	contra	5,779.50	-
11/03/2021	390 0001	C	577	msmw	-	5,779.50
16/03/2021	290 0002	C	62	B 1530 NXL	-	9,221.42
16/03/2021	290 0002	C	63	S 932 BXB	9,245.60	-
16/03/2021	205 0444	C	579	S 932 BXB	-	9,245.60
16/03/2021	205 2905	C	627	B 1530 NXL	9,221.42	-
18/03/2021	290 0002	C	61	contra	-	24.18
18/03/2021	290 0001	C	292	msmw	24.18	-
18/03/2021	390 0001	C	580	contra	24.18	-
18/03/2021	390 0001	C	581	msmw	-	24.18
18/03/2021	205 0339	C	725	BOQAC 100:334 ACCELERATED - JUMBO OF O	8,364.30	-
18/03/2021	205 0235	C	725	BOQAC 100:334 ACCELERATED - JUMBO OF O	-	-
18/03/2021	290 0005	C	727	BOQAC 100:334 ACCELERATED - JUMBO OF O	-	8,364.30
24/03/2021	290 0002	C	60	S 1660 SHL	57,846.49	-
24/03/2021	205 2216	C	582	S 1660 SHL	-	57,846.49
26/03/2021	290 0002	C	59	contra	-	57,846.49
26/03/2021	290 0001	C	243	mswm	57,846.49	-
26/03/2021	390 0001	C	583	contra	57,846.49	-
26/03/2021	390 0001	C	584	mswm	-	57,846.49
30/03/2021	290 0004	C	388	B CBA 88	-	7,443.00
30/03/2021	205 0660	C	586	B CBA 88	7,443.00	-
31/03/2021	290 0004	C	379	B WES 26	-	1,316.48
31/03/2021	205 2533	C	587	B WES 26	1,316.48	-
7/04/2021	290 0002	C	58	B 5250 BAP	-	40,119.45
7/04/2021	205 2906	C	588	B 5250 BAP	40,119.45	-
9/04/2021	290 0002	C	57	contra	40,119.45	-
9/04/2021	290 0001	C	242	mswm	-	40,119.45
9/04/2021	390 0001	C	589	mswm	40,119.45	-
9/04/2021	390 0001	C	590	contra	-	40,119.45
19/04/2021	290 0002	C	56	S 5600 SUL	69,615.00	-
19/04/2021	205 2299	C	591	S 5600 SUL	-	69,615.00
21/04/2021	290 0002	C	54	contra	-	69,615.00
21/04/2021	290 0002	C	55	S 3600 TCL	50,480.82	-
21/04/2021	290 0001	C	241	mswm	69,615.00	-
21/04/2021	390 0001	C	592	contra	69,615.00	-
21/04/2021	390 0001	C	593	mswm	-	69,615.00
21/04/2021	207 0091	C	594	S 3600 TCL	-	50,480.82
22/04/2021	290 0002	C	51	B 1760 ANZ	-	50,524.36
22/04/2021	290 0002	C	52	S 7161 NXL	31,691.19	-
22/04/2021	290 0002	C	53	B 1765 ANZ	-	50,295.21
22/04/2021	205 0146	C	595	B 1760 ANZ	50,524.36	-
22/04/2021	205 0146	C	597	B 1765 ANZ	50,295.21	-

Audit Trail

As at 30 June 2021

Date	Account Number	Cash/ Journal	Batch	Details	Debit \$	Credit \$
22/04/2021	205 2905	C	628	S 7161 NXL	-	31,691.19
26/04/2021	290 0003	C	9	TRF	18,000.00	-
26/04/2021	290 0002	C	50	contra	18,647.56	-
26/04/2021	290 0001	C	216	trf chris - pension?	-	18,000.00
26/04/2021	290 0001	C	240	mswm	-	18,647.56
26/04/2021	390 0001	C	598	trf chris - pension?	18,000.00	-
26/04/2021	390 0001	C	599	TRF	-	18,000.00
26/04/2021	390 0001	C	600	mswm	18,647.56	-
26/04/2021	390 0001	C	601	contra	-	18,647.56
28/04/2021	290 0002	C	49	S 2550 ANN	102,326.59	-
28/04/2021	205 0139	C	602	S 2550 ANN	-	102,326.59
29/04/2021	290 0002	C	46	S 2000 SUL	24,106.68	-
29/04/2021	290 0002	C	47	B 5036 BOQ	-	46,630.51
29/04/2021	290 0002	C	48	B 1129 BHP	-	55,341.46
29/04/2021	205 2299	C	603	S 2000 SUL	-	24,106.68
29/04/2021	205 0339	C	604	B 5036 BOQ	46,630.51	-
29/04/2021	205 0380	C	605	B 1129 BHP	55,341.46	-
30/04/2021	290 0002	C	44	contra	-	101,971.97
30/04/2021	290 0002	C	45	contra	-	354.62
30/04/2021	290 0001	C	238	mswm	101,971.97	-
30/04/2021	290 0001	C	239	mswm	354.62	-
30/04/2021	390 0001	C	606	contra	101,971.97	-
30/04/2021	390 0001	C	607	mswm	-	101,971.97
30/04/2021	390 0001	C	608	contra	354.62	-
30/04/2021	390 0001	C	609	mswm	-	354.62
3/05/2021	290 0002	C	41	B 530 BHP	-	25,039.01
3/05/2021	290 0002	C	42	B 1050 BHP	-	49,796.01
3/05/2021	290 0002	C	43	B 2525 BOQ	-	23,205.43
3/05/2021	290 0001	C	220	trf - chris	-	8,364.30
3/05/2021	205 0380	C	610	B 530 BHP	25,039.01	-
3/05/2021	205 0380	C	611	B 1050 BHP	49,796.01	-
3/05/2021	205 0339	C	612	B 2525 BOQ	23,205.43	-
3/05/2021	290 0005	C	728	trf - chris	8,364.30	-
4/05/2021	290 0002	C	39	contra	77,865.29	-
4/05/2021	290 0002	C	40	S 2161 NXL	8,436.56	-
4/05/2021	290 0001	C	237	mswm	-	77,865.29
4/05/2021	390 0001	C	613	mswm	77,865.29	-
4/05/2021	390 0001	C	614	contra	-	77,865.29
4/05/2021	205 2905	C	629	S 2161 NXL	-	8,436.56
5/05/2021	290 0002	C	38	contra	98,040.45	-
5/05/2021	290 0001	C	236	mswm	-	98,040.45
5/05/2021	390 0001	C	616	mswm	98,040.45	-
5/05/2021	390 0001	C	617	contra	-	98,040.45
6/05/2021	290 0003	C	11	mswm	8,436.56	-

Audit Trail

As at 30 June 2021

Date	Account Number	Cash/ Journal	Batch	Details	Debit \$	Credit \$
6/05/2021	290 0002	C	37	contra	-	8,436.56
6/05/2021	390 0001	C	620	contra	8,436.56	-
6/05/2021	390 0001	C	621	mswm	-	8,436.56
10/05/2021	290 0003	C	8	TRF	-	26,250.00
10/05/2021	290 0002	C	35	S 4000 NXT	42,649.42	-
10/05/2021	290 0002	C	36	S 5000 NXL	17,729.00	-
10/05/2021	290 0001	C	224	trf	26,250.00	-
10/05/2021	390 0001	C	622	TRF	26,250.00	-
10/05/2021	390 0001	C	623	trf	-	26,250.00
10/05/2021	205 2806	C	624	S 4000 NXT	-	42,649.42
10/05/2021	205 2905	C	630	S 5000 NXL	-	17,729.00
11/05/2021	290 0001	C	219	trf - chris	-	20,000.00
11/05/2021	300 0001	C	729	trf - chris	20,000.00	-
12/05/2021	290 0003	C	10	mswm	60,378.42	-
12/05/2021	290 0002	C	34	contra	-	60,378.42
12/05/2021	390 0001	C	631	contra	60,378.42	-
12/05/2021	390 0001	C	632	mswm	-	60,378.42
13/05/2021	290 0003	C	7	TRF	-	60,378.42
13/05/2021	290 0001	C	235	mswm	60,378.42	-
13/05/2021	390 0001	C	633	TRF	60,378.42	-
13/05/2021	390 0001	C	634	mswm	-	60,378.42
17/05/2021	290 0002	C	33	admin fee	-	247.50
17/05/2021	802 0007	C	635	admin fee	247.50	-
26/05/2021	290 0002	C	32	S 7132 SUL	90,148.57	-
26/05/2021	205 2299	C	636	S 7132 SUL	-	90,148.57
28/05/2021	290 0003	C	6	TRF	150,000.00	-
28/05/2021	290 0002	C	31	contra	-	90,148.57
28/05/2021	290 0001	C	218	trf - chris	-	150,000.00
28/05/2021	290 0001	C	234	mswm	90,148.57	-
28/05/2021	390 0001	C	637	trf - chris	150,000.00	-
28/05/2021	390 0001	C	638	TRF	-	150,000.00
28/05/2021	390 0001	C	639	contra	90,148.57	-
28/05/2021	390 0001	C	640	mswm	-	90,148.57
1/06/2021	290 0003	C	5	TRF	-	30,000.00
1/06/2021	290 0002	C	29	contra	247.50	-
1/06/2021	290 0002	C	30	B 4700 BAP	-	38,144.00
1/06/2021	290 0001	C	223	trf	30,000.00	-
1/06/2021	290 0001	C	233	mswm	-	247.50
1/06/2021	390 0001	C	641	TRF	30,000.00	-
1/06/2021	390 0001	C	642	trf	-	30,000.00
1/06/2021	390 0001	C	643	mswm	247.50	-
1/06/2021	390 0001	C	644	contra	-	247.50
1/06/2021	205 2906	C	645	B 4700 BAP	38,144.00	-
2/06/2021	290 0003	C	4	TRF	-	41,000.00

Audit Trail

As at 30 June 2021

Date	Account Number	Cash/ Journal	Batch	Details	Debit \$	Credit \$
2/06/2021	290 0002	C	28	B 15000 DUB	-	40,873.58
2/06/2021	290 0001	C	222	trf	41,000.00	-
2/06/2021	390 0001	C	646	TRF	41,000.00	-
2/06/2021	390 0001	C	647	trf	-	41,000.00
2/06/2021	205 2856	C	648	B 15000 DUB	40,873.58	-
3/06/2021	290 0003	C	3	TRF	-	80,000.00
3/06/2021	290 0002	C	23	contra	38,144.00	-
3/06/2021	290 0002	C	24	B 8050 DUB	-	23,149.63
3/06/2021	290 0002	C	25	S 1550 AMC	23,476.67	-
3/06/2021	290 0002	C	26	B 200 FMG	-	4,774.02
3/06/2021	290 0002	C	27	B 3190 FMG	-	74,896.17
3/06/2021	290 0001	C	221	trf	80,000.00	-
3/06/2021	290 0001	C	232	mswm	-	38,144.00
3/06/2021	390 0001	C	649	TRF	80,000.00	-
3/06/2021	390 0001	C	650	trf	-	80,000.00
3/06/2021	390 0001	C	651	mswm	38,144.00	-
3/06/2021	390 0001	C	652	contra	-	38,144.00
3/06/2021	205 2856	C	653	B 8050 DUB	23,149.63	-
3/06/2021	205 0117	C	654	S 1550 AMC	-	23,476.67
3/06/2021	205 0995	C	655	B 200 FMG	4,774.02	-
3/06/2021	205 0995	C	656	B 3190 FMG	74,896.17	-
4/06/2021	290 0002	C	22	contra	40,873.58	-
4/06/2021	290 0001	C	231	mswm	-	40,873.58
4/06/2021	390 0001	C	657	mswm	40,873.58	-
4/06/2021	390 0001	C	658	contra	-	40,873.58
7/06/2021	290 0002	C	21	contra	79,343.15	-
7/06/2021	290 0001	C	230	mswm	-	79,343.15
7/06/2021	390 0001	C	659	mswm	79,343.15	-
7/06/2021	390 0001	C	660	contra	-	79,343.15
8/06/2021	290 0003	C	2	TRF	2,395.00	-
8/06/2021	290 0001	C	217	trf - chris	-	2,395.00
8/06/2021	390 0001	C	661	trf - chris	2,395.00	-
8/06/2021	390 0001	C	662	TRF	-	2,395.00
9/06/2021	290 0002	C	19	B 6200 DUB	-	18,273.58
9/06/2021	290 0002	C	20	S 5840 ORA	18,859.00	-
9/06/2021	205 2856	C	663	B 6200 DUB	18,273.58	-
9/06/2021	205 2752	C	664	S 5840 ORA	-	18,859.00
11/06/2021	290 0002	C	18	contra	-	585.42
11/06/2021	290 0001	C	291	mwmw	585.42	-
11/06/2021	390 0001	C	665	contra	585.42	-
11/06/2021	390 0001	C	666	mwmw	-	585.42
15/06/2021	290 0002	C	16	B 5840 DUB	-	17,816.20
15/06/2021	290 0002	C	17	S 1595 SUN	17,887.48	-
15/06/2021	205 2856	C	667	B 5840 DUB	17,816.20	-

CJ & K A Roberts Family Superannuation Fund

Audit Trail

As at 30 June 2021

Date	Account Number	Cash/ Journal	Batch	Details	Debit \$	Credit \$
15/06/2021	205 2293	C	668	S 1595 SUN	-	17,887.48
17/06/2021	290 0002	C	15	contra	-	71.28
17/06/2021	290 0001	C	290	msmw	71.28	-
17/06/2021	390 0001	C	669	contra	71.28	-
17/06/2021	390 0001	C	670	msmw	-	71.28
25/06/2021	290 0004	C	380	B WBC 324	-	8,424.50
25/06/2021	205 2553	C	671	B WBC 324	8,424.50	-
28/06/2021	290 0004	C	730	B CBA 205	-	20,000.00
28/06/2021	290 0004	C	731	Sundry debtor contra	20,000.00	-
28/06/2021	205 0660	C	732	B CBA 205	20,000.00	-
28/06/2021	300 0001	C	733	Sundry debtor contra	-	20,000.00
30/06/2021	290 0003	C	12	interest	4.11	-
30/06/2021	290 0003	C	13	Div BOQ	2,124.83	-
30/06/2021	290 0003	C	14	Div AMC	234.36	-
30/06/2021	290 0001	C	215	walkers	-	2,915.00
30/06/2021	290 0001	C	295	misc rebate	19.70	-
30/06/2021	290 0001	C	296	interest	34.11	-
30/06/2021	290 0001	C	297	fee	-	12.50
30/06/2021	290 0001	C	299	div wor	287.50	-
30/06/2021	290 0001	C	300	div wam	596.75	-
30/06/2021	290 0001	C	301	div vea	587.73	-
30/06/2021	290 0001	C	302	div tls	3,024.80	-
30/06/2021	290 0001	C	303	div tcl	540.00	-
30/06/2021	290 0001	C	304	div super retail	4,861.56	-
30/06/2021	290 0001	C	305	div sun	909.00	-
30/06/2021	290 0001	C	306	div sonic	844.95	-
30/06/2021	290 0001	C	307	div s32	193.47	-
30/06/2021	290 0001	C	308	Div rio	16,782.25	-
30/06/2021	290 0001	C	309	div qbe	46.00	-
30/06/2021	290 0001	C	310	div pmc	334.80	-
30/06/2021	290 0001	C	311	div ora	700.80	-
30/06/2021	290 0001	C	312	div nab	64.80	-
30/06/2021	290 0001	C	313	div hvn	756.00	-
30/06/2021	290 0001	C	314	div bxb	238.78	-
30/06/2021	290 0001	C	315	div bsl	34.58	-
30/06/2021	290 0001	C	316	div boq	834.00	-
30/06/2021	290 0001	C	317	div bhp	13,242.48	-
30/06/2021	290 0001	C	318	div argo	1,834.00	-
30/06/2021	290 0001	C	319	div ann	1,068.45	-
30/06/2021	290 0001	C	320	div amcor	492.29	-
30/06/2021	290 0001	C	321	div accent	960.00	-
30/06/2021	290 0001	C	322	d vgs	43.47	-
30/06/2021	290 0001	C	323	d syd	1.88	-
30/06/2021	290 0001	C	324	d qhal	104.00	-

C J & K A Roberts Family Superannuation Fund

Audit Trail

As at 30 June 2021

Date	Account Number	Cash/ Journal	Batch	Details	Debit \$	Credit \$
30/06/2021	290 0001	C	326	cont Kym	2,680.43	-
30/06/2021	290 0001	C	327	cap vea	1,871.32	-
30/06/2021	290 0001	C	329	ato	25,830.72	-
30/06/2021	290 0004	C	369	Div WES ff	2,709.18	-
30/06/2021	290 0004	C	370	Div WBC ff	11,368.57	-
30/06/2021	290 0004	C	372	Div NAB ff	69.30	-
30/06/2021	290 0004	C	373	Div NAB ff	7,966.80	-
30/06/2021	290 0004	C	374	Div CBA ff	12,237.16	-
30/06/2021	290 0004	C	375	Div ANZ ff	65.50	-
30/06/2021	290 0004	C	376	Div ANZ ff	3,856.40	-
30/06/2021	290 0004	C	377	Div AFI ff	6,228.08	-
30/06/2021	690 0003	C	672	interest	-	4.11
30/06/2021	605 0339	C	673	Div BOQ	-	2,124.83
30/06/2021	605 0117	C	674	Div AMC	-	234.36
30/06/2021	801 0011	C	675	walkers	2,915.00	-
30/06/2021	636 0001	C	676	misc rebate	-	19.70
30/06/2021	690 0001	C	677	interest	-	34.11
30/06/2021	801 0017	C	678	fee	12.50	-
30/06/2021	605 2589	C	679	div wor	-	287.50
30/06/2021	605 2507	C	680	div wam	-	596.75
30/06/2021	605 2902	C	681	div vea	-	587.73
30/06/2021	605 2346	C	682	div tls	-	3,024.80
30/06/2021	607 0091	C	683	div tcl	-	540.00
30/06/2021	605 2299	C	684	div super retail	-	4,861.56
30/06/2021	605 2293	C	685	div sun	-	909.00
30/06/2021	605 2216	C	686	div sonic	-	844.95
30/06/2021	605 0015	C	687	div s32	-	193.47
30/06/2021	605 2060	C	688	Div rio	-	16,782.25
30/06/2021	605 1948	C	689	div qbe	-	46.00
30/06/2021	605 1892	C	690	div pmc	-	334.80
30/06/2021	605 2752	C	691	div ora	-	700.80
30/06/2021	605 1671	C	692	div nab	-	64.80
30/06/2021	605 1159	C	693	div hvn	-	756.00
30/06/2021	605 0444	C	694	div bxb	-	238.78
30/06/2021	605 0416	C	695	div bsl	-	34.58
30/06/2021	605 0339	C	696	div boq	-	834.00
30/06/2021	605 0380	C	697	div bhp	-	13,242.48
30/06/2021	605 0176	C	698	div argo	-	1,834.00
30/06/2021	605 0139	C	699	div ann	-	1,068.45
30/06/2021	605 0117	C	700	div amcor	-	492.29
30/06/2021	605 1984	C	701	div accent	-	960.00
30/06/2021	605 2799	C	702	d vgs	-	43.47
30/06/2021	607 0116	C	703	d syd	-	1.88
30/06/2021	605 2857	C	704	d qhal	-	104.00

Audit Trail

As at 30 June 2021

Date	Account Number	Cash/ Journal	Batch	Details	Debit \$	Credit \$
30/06/2021	702 00002	C	705	Contribution Employer Concessional Contribu	-	2,680.43
30/06/2021	605 2902	C	708	cap vea	-	1,871.32
30/06/2021	801 0019	C	709	super levy	259.00	-
30/06/2021	450 0009	C	710	2020 tax	-	26,089.72
30/06/2021	605 2533	C	711	Div WES ff	-	2,709.18
30/06/2021	605 2553	C	712	Div WBC ff	-	11,368.57
30/06/2021	605 1671	C	714	Div NAB ff	-	69.30
30/06/2021	605 1671	C	715	Div NAB ff	-	7,966.80
30/06/2021	605 0660	C	716	Div CBA ff	-	12,237.16
30/06/2021	605 0146	C	717	Div ANZ ff	-	65.50
30/06/2021	605 0146	C	718	Div ANZ ff	-	3,856.40
30/06/2021	605 0280	C	719	Div AFI ff	-	6,228.08
30/06/2021	290 0003	C	720	misc exp	-	189.04
30/06/2021	290 0003	C	721	clear unknown drp	189.04	-
30/06/2021	802 0010	C	722	misc exp	189.04	-
30/06/2021	316 0001	C	723	clear unknown drp	-	189.04
30/06/2021	290 0004	C	734	Div MQG f 16.92	42.30	-
30/06/2021	605 1474	C	737	Div MQG f 16.92	-	42.30
30/06/2021	860 0004	J	1	Current year tax expense	(10,380.31)	-
30/06/2021	450 0009	J	1	Current year tax expense	-	(10,380.31)
30/06/2021	860 0008	J	1	Deferred tax expense	73,160.38	-
30/06/2021	450 0006	J	1	Provision for deferred tax	-	73,160.38
30/06/2021	205 0015	J	1	Unrealised market movement	5,418.32	-
30/06/2021	205 0117	J	1	Realised market movement	-	1,685.71
30/06/2021	205 0139	J	1	Realised market movement	1,219.92	-
30/06/2021	205 0146	J	1	Unrealised market movement	69,201.53	-
30/06/2021	205 0176	J	1	Unrealised market movement	11,397.00	-
30/06/2021	205 0280	J	1	Unrealised market movement	45,620.12	-
30/06/2021	205 0339	J	1	Realised market movement	5,634.29	-
30/06/2021	205 0339	J	1	Unrealised market movement	13,262.91	-
30/06/2021	205 0370	J	1	Realised market movement	5,674.06	-
30/06/2021	205 0380	J	1	Unrealised market movement	83,127.15	-
30/06/2021	205 0416	J	1	Unrealised market movement	2,536.69	-
30/06/2021	205 0444	J	1	Realised market movement	-	857.12
30/06/2021	205 0643	J	1	Realised market movement	4,995.52	-
30/06/2021	205 0660	J	1	Unrealised market movement	152,977.05	-
30/06/2021	205 0995	J	1	Unrealised market movement	-	547.59
30/06/2021	205 1159	J	1	Realised market movement	2,203.10	-
30/06/2021	205 1474	J	1	Realised market movement	7,518.67	-
30/06/2021	205 1474	J	1	Unrealised market movement	605.92	-
30/06/2021	205 1671	J	1	Unrealised market movement	113,096.72	-
30/06/2021	205 1717	J	1	Realised market movement	5,282.40	-
30/06/2021	205 1738	J	1	Realised market movement	3,814.00	-
30/06/2021	205 1892	J	1	Realised market movement	-	9.40

CJ & KA Roberts Family Superannuation Fund

Audit Trail

As at 30 June 2021

Date	Account Number	Cash/ Journal	Batch	Details	Debit \$	Credit \$
30/06/2021	205 1948	J	1	Realised market movement	933.50	-
30/06/2021	205 1984	J	1	Realised market movement	5,667.62	-
30/06/2021	205 2060	J	1	Realised market movement	31,918.57	-
30/06/2021	205 2060	J	1	Unrealised market movement	44,454.00	-
30/06/2021	205 2142	J	1	Realised market movement	2,443.99	-
30/06/2021	205 2216	J	1	Realised market movement	5,037.64	-
30/06/2021	205 2293	J	1	Realised market movement	3,165.63	-
30/06/2021	205 2293	J	1	Unrealised market movement	2,054.90	-
30/06/2021	205 2299	J	1	Realised market movement	13,670.21	-
30/06/2021	205 2346	J	1	Realised market movement	-	9,347.58
30/06/2021	205 2507	J	1	Realised market movement	1,798.50	-
30/06/2021	205 2533	J	1	Realised market movement	751.19	-
30/06/2021	205 2533	J	1	Unrealised market movement	21,520.24	-
30/06/2021	205 2553	J	1	Unrealised market movement	100,826.77	-
30/06/2021	205 2589	J	1	Realised market movement	982.75	-
30/06/2021	205 2663	J	1	Realised market movement	11,769.48	-
30/06/2021	205 2752	J	1	Realised market movement	4,025.40	-
30/06/2021	205 2799	J	1	Realised market movement	314.40	-
30/06/2021	205 2856	J	1	Realised market movement	41,745.70	-
30/06/2021	205 2856	J	1	Unrealised market movement	8,315.11	-
30/06/2021	205 2857	J	1	Realised market movement	1,403.25	-
30/06/2021	205 2902	J	1	Realised market movement	-	2,322.82
30/06/2021	205 2903	J	1	Realised market movement	1,243.00	-
30/06/2021	205 2904	J	1	Realised market movement	3,624.56	-
30/06/2021	205 2905	J	1	Realised market movement	-	22,141.26
30/06/2021	205 2906	J	1	Unrealised market movement	6,311.55	-
30/06/2021	785 0015	J	1	Realised market movement - Domestic Shares	-	130,473.46
30/06/2021	780 0015	J	1	Unrealised market movement - Domestic Shar	-	680,178.39
30/06/2021	205 2806	J	1	Realised market movement	-	7,665.71
30/06/2021	785 0007	J	1	Realised market movement - Other Investmen	7,665.71	-
30/06/2021	207 0091	J	1	Realised market movement	-	196.38
30/06/2021	207 0114	J	1	Realised market movement	2,656.39	-
30/06/2021	207 0116	J	1	Unrealised market movement	1.20	-
30/06/2021	785 0018	J	1	Realised market movement - Unit Trusts	-	2,460.01
30/06/2021	780 0018	J	1	Unrealised market movement - Unit Trusts	-	1.20

Transactions that have been reconciled to each other within the Master Clearing Account in the selected report period have not been included in this report.