
Workpapers - 2022 Financial Year

Incontinence Superannuation Fund

Preparer: Jelly Cadiang

Reviewer: Steven Lee

Printed: 04 July 2023

Lead Schedule

2022 Financial Year

Code	Workpaper	CY Balance	LY Balance	Change	Status
23800	Distributions Received	(\$194.55)	(\$372.37)	(47.75)%	Completed
24700	Changes in Market Values of Investments	(\$745.71)	(\$4,781.66)	(84.4)%	Completed
25000	Interest Received		(\$0.14)	100%	Completed
28000	Property Income	(\$18,284.40)	(\$18,641.40)	(1.92)%	Completed
30100	Accountancy Fees	\$520.00	\$235.00	121.28%	Completed
30400	ATO Supervisory Levy		\$259.00	100%	Completed
30700	Auditor's Remuneration	\$550.00	\$450.00	22.22%	Completed
30800	ASIC Fees	\$276.00	\$273.00	1.1%	Completed
31500	Bank Charges	\$236.00	\$264.00	(10.61)%	Completed
41930	Property Expenses - Agents Management Fees	\$1,922.57	\$1,784.68	7.73%	Completed
41960	Property Expenses - Council Rates	\$1,098.45	\$1,049.95	4.62%	Completed
42010	Property Expenses - Interest on Loans	\$12,288.98	\$12,482.48	(1.55)%	Completed
42060	Property Expenses - Repairs Maintenance	\$99.00	\$76.00	30.26%	Completed
42100	Property Expenses - Strata Levy Fees	\$1,758.35	\$1,637.50	7.38%	Completed
42110	Property Expenses - Sundry Expenses	\$143.00	\$264.70	(45.98)%	Completed

Code	Workpaper	CY Balance	LY Balance	Change	Status
42150	Property Expenses - Water Rates	\$568.40	\$562.20	1.1%	Completed
48500	Income Tax Expense	(\$38.38)	(\$51.64)	(25.68)%	Completed
49000	Profit/Loss Allocation Account	(\$197.71)	\$4,508.70	(104.39)%	Completed
50000	Members	(\$236,450.14)	(\$236,647.85)	(0.08)%	Completed
60400	Bank Accounts	\$21,072.53	\$6,295.88	234.7%	Completed
61800	Distributions Receivable		\$160.66	100%	Completed
77200	Real Estate Properties (Australian - Residential)	\$422,000.00	\$422,000.00	0%	Completed
77600	Shares in Listed Companies (Australian)	\$102.00	\$14,001.90	(99.27)%	Completed
78200	Units in Listed Unit Trusts (Australian)		\$5,127.20	100%	Completed
85000	Income Tax Payable /Refundable	\$164.67	\$126.29	30.39%	Completed
85500	Limited Recourse Borrowing Arrangements	(\$206,283.06)	(\$210,458.08)	(1.98)%	Completed
88000	Sundry Creditors	(\$606.00)	(\$606.00)	0%	Completed
A	Financial Statements				Completed
B	Permanent Documents				Completed
C	Other Documents				Completed
D	Pension Documentation				Completed
E	Estate Planning				Completed

23800 - Distributions Received

2022 Financial Year

Preparer Jelly Cadiang

Reviewer Steven Lee

Status Completed

Account Code	Description	CY Balance	LY Balance	Change
IOO.AX	Ishares Global 100 Etf	(\$88.59)	(\$207.01)	(57.2)%
IOZ.AX1	Ishares Core S&p/asx 200 Etf	(\$105.96)	(\$165.36)	(35.92)%
TOTAL		CY Balance	LY Balance	
		(\$194.55)	(\$372.37)	

Supporting Documents

- Distribution Reconciliation Report [Report](#)
- Distribution_IOO.pdf [IOO.AX](#)
- Distribution_IOZ.pdf [IOZ.AX1](#)

Standard Checklist

- Attach a copy of all Tax Statements
- Attach a copy of Distribution Reconciliation Report
- Ensure all Distributions have been reviewed on [Distribution Tax Automation](#)

Incontinence Superannuation Fund Distribution Reconciliation Report

For The Period 01 July 2021 - 30 June 2022

Date	Payment Received	Non Primary Production Income (A) * ₁			Distributed Capital Gains (B) * ₂				Foreign Income * ₃		Non-Assessable			Taxable Income	
		Franked	Unfranked	Interest/ Other	Franking Credits	Discounted (After Discount)	Rate * ₅	CGT Concession	Indexed	Other	Foreign Income	Foreign Credits	Tax Exempt		Tax Free
Shares in Listed Companies (Australian)															
IOO.AX Ishares Global 100 Etf															
05/01/2022	88.59						S							0.00	
30/06/2022	0.00						I			88.59	15.68			0.00	104.27
	88.59									88.59	15.68			0.00	104.27
	<i>Net Cash Distribution:</i>	88.59													
	88.59									88.59	15.68			0.00	104.27
Units in Listed Unit Trusts (Australian)															
IOZ.AX Ishares Core S&p/asx 200 Etf															
20/10/2021	81.15	0.00	0.00		0.00		S							0.00	0.00
18/01/2022	24.81	0.00	0.00		0.00		S							0.00	0.00
30/06/2022	0.00	88.14	9.16	1.98	38.38		I			2.44	0.11			4.24	140.21
	105.96	88.14	9.16	1.98	38.38					2.44	0.11			4.24	140.21
	<i>Net Cash Distribution:</i>	105.96													
	105.96	88.14	9.16	1.98	38.38					2.44	0.11			4.24	140.21

Incontinence Superannuation Fund Distribution Reconciliation Report

For The Period 01 July 2021 - 30 June 2022

Date	Non Primary Production Income (A) * ₁			Distributed Capital Gains (B) * ₂					Foreign Income * ₃		Non-Assessable			Taxable Income		
	Payment Received	Franked	Unfranked	Interest/ Other	Franking Credits	Discounted (After Discount)	Rate * ₅	CGT Concession	Indexed	Other	Foreign Income	Foreign Credits	Tax Exempt		Tax Free	Tax Deferred / AMIT * ₆
TOTAL	194.55	88.14	9.16	1.98	38.38						91.03	15.79			4.24	244.48

Total Distributed Gains

Discount Rate	Discounted	Gross
Superfund 1/3	0.00	0.00
Individual 50%(I)	0.00	0.00
Total	0.00	0.00

*₁ Summary of Non Primary Production Income (A)

Tax Label	Franked	Unfranked	Interest/Other	Less Other Deduction	Income Before Credits * ₇	Franking Credits	Total Including Credits
11M Gross trust distributions	88.14	9.16	1.98		99.28	38.38	137.66

*₂ Forms part of the Net Capital Gains calculation for Tax Label 11A.

*₃ Forms part of the Foreign Credits calculation for Tax Label 11D, D1, 13C1.

*₄ Taxable Income is designed to match Tax Statement provided by Fund Manager.

Taxable Income in the SMSF Annual Return will be different due to application of Capital Losses in Net Capital Gain calculation and application of different discount method.

*₅ This is the discount rate selected for the transaction. "S" being Super Funds at 1/3 and "I" being Individual at 50%.

*₆ AMIT cost base net increase is reflected as negative amount i.e. negative tax deferred and AMIT cost base net decrease is reflected as positive amount i.e. positive tax deferred.

*₇ Sum of Income Before Credits reconciles with Taxable Trust Distributions in Statement of Taxable Income.

^ Variance between Payment Received and Net Cash Distribution.

iShares Global 100 ETF

ARSN 625 113 911
BlackRock Investment Management (Australia) Limited
ABN 13 006 165 975 AFSL 230523

Update your information:

 www.investorcentre.com/au/contact

 Computershare Investor Services Pty Limited
GPO Box 2975 Melbourne
Victoria 3001 Australia
Enquiries: (within Australia) 1-300-ishare (474 273)
(international) +61 3 9415 4695

059187 000 100



MR NATHAN JOHN BROOK &
MR RYAN JAMES GALPIN
<INCONTINENCE S/F A/C>
41 SWALLOW AVENUE
MODBURY HEIGHTS SA 5092

TFN/ABN Status: Quoted

Holder Identification Number (HIN)

HIN WITHHELD

ATTRIBUTION MANAGED INVESTMENT TRUST MEMBER ANNUAL TAX STATEMENT FOR YEAR ENDED 30 JUNE 2022

The following tax return items are valid for Australian resident individual unitholders only.

PART A – SUMMARY OF 2022 TAX RETURN (SUPPLEMENTARY SECTION) ITEMS

Item	Tax Return Label	Tax Attribution Amount
Share of non-primary production income	13U	\$0.00
Franked distributions from trusts	13C	\$0.00
Share of franking credits from franked dividends	13Q	\$0.00
Share of credit for TFN amounts withheld	13R	\$0.00
Share of credit for foreign resident withholding amounts	13A	\$0.00
Net capital gain	18A	\$0.00
Total current year capital gains	18H	\$0.00
Assessable foreign source income	20E	\$104.27
Other net foreign source income	20M	\$104.27
Foreign income tax offset	20O	\$15.68

PART B – COMPONENTS OF DISTRIBUTION

Item	Cash Distribution	Tax Paid/Offsets	Tax Attribution
Australian income			
Unfranked distributions			\$0.00
Unfranked CFI distributions			\$0.00
Interest (subject to non resident WHT)			\$0.00
Interest (not subject to non resident WHT)			\$0.00
Other income - clean building MIT income			\$0.00
Other income - excluded from NCMI			\$0.00
Other income - NCMI			\$0.00
Other income			\$0.00
Non primary production income			\$0.00
Franked distributions		\$0.00	\$0.00
Capital gains			
Discounted capital gains TAP - clean building MIT income			\$0.00
Discounted capital gains TAP - excluded from NCMI			\$0.00
Discounted capital gains TAP - NCMI			\$0.00
Discounted capital gains TAP			\$0.00
Discounted capital gains NTAP			\$0.00
Capital gains – other method TAP - clean building MIT income			\$0.00
Capital gains – other method TAP - excluded from NCMI			\$0.00
Capital gains – other method TAP - NCMI			\$0.00
Capital gains – other method TAP			\$0.00
Capital gains – other method NTAP			\$0.00
Net capital gain			\$0.00
AMIT CGT gross up amount			\$0.00
Other capital gains distribution			\$0.00
Total current year capital gains			\$0.00
Return of capital			
Foreign income			
Assessable foreign source income		\$15.68	\$104.27
Other non-assessable amounts			
Non-assessable non-exempt amount			\$0.00
Net exempt income			
Other non-attributable amounts			
Gross amount	\$88.59		\$104.27
AMIT cost base net amount - excess (reduce cost base)			\$0.00
AMIT cost base net amount - shortfall (increase cost base)			\$0.00
Less TFN amounts withheld	\$0.00		
Less non-resident withholding tax			
- Interest / dividend amounts withheld	\$0.00		
- Fund payment amounts withheld	\$0.00		
Net cash distribution	\$88.59		

To assist you in completing your tax return, you may refer to the iShares tax booklet available here:

<https://www.blackrock.com/au/individual/literature/tax-information/australian-tax-booklet-for-australian-domiciled-ishares-etfs-en-au.pdf>

PLEASE RETAIN THIS STATEMENT FOR INCOME TAX PURPOSES

050894 000 100



MR NATHAN JOHN BROOK &
MR RYAN JAMES GALPIN
<INCONTINENCE S/F A/C>
41 SWALLOW AVENUE
MODBURY HEIGHTS SA 5092

Manage your holdings



www.investorcentre.com/au



Computershare Investor Services Pty Limited
GPO Box 2975 Melbourne
Victoria 3001 Australia

Enquiries:



(within Australia) 1300 474 273
(outside Australia) +61 3 9415 4695

Holder Identification Number (HIN)

HIN WITHHELD

Record Date:

22 December 2021

Payment Date:

5 January 2022

iShares Distribution Distribution Payment

ASX	Fund Name	Cash per Security (\$)	Units	Gross Cash Amount (\$)	Tax Withheld Amount (\$)	Net Cash Amount (\$)
IOO	iShares Global 100 ETF	0.61954419	143	88.59	0.00	88.59
			Total	88.59	0.00	88.59

Your Payment Instruction:

ANZ INTERNET TRADING NSW

BSB: 012-012

ACC: XXXXXX93

Amount Deposited:

AUD\$88.59

If payment cannot be made to the above account, the distribution amount will be held as a non-interest bearing deposit pending receipt of your valid direct credit instructions. Register your instructions at www.investorcentre.com/au or call Computershare on 1300 474 273.

Note 1: You should refer to the iShares tax booklet for Australian domiciled iShares ETFs at www.blackrock.com/au for more tax related information. Please retain this statement in a safe place as a charge may be levied for a replacement.

Note 2: If you require a payment to be re-issued, you may be charged an administrative fee which will be deducted from your payment. Fees are applicable to certain types of payments valued at over \$100 AU.

IT'S TIME TO THINK SUSTAINABLY.

Expect more from iShares ESG ETFs. Turn over to learn more.



IT'S TIME TO THINK SUSTAINABLY.

Sustainable investing is about investing in progress. Recognising that companies with a more sustainable approach to business may be in the best position to grow.

Invest for the long term, with sustainability at the CORE of your portfolio

<p style="text-align: center; font-weight: bold; margin: 0;">Australia</p> <div style="background-color: white; color: #008000; padding: 5px; margin: 5px 0;"> <p>IESG 9 bps¹</p> </div> <p>iShares Core MSCI Australia ESG Leaders ETF</p> <ul style="list-style-type: none"> • MSCI Australia IMI Custom ESG Leaders Index • # stocks: 109 (parent index: 243) 	+	<p style="text-align: center; font-weight: bold; margin: 0;">World ex Australia</p> <div style="display: flex; justify-content: space-between;"> <div style="background-color: white; color: #008000; padding: 5px; margin: 5px 0;"> <p>IWLD 9 bps¹</p> </div> <div style="margin: 5px 0;"> <p>iShares Core MSCI World ex Australia ESG Leaders ETF</p> <ul style="list-style-type: none"> • MSCI World ex Australia Custom ESG Leaders Index • # stocks: 735 (parent index: 1,519) </div> <div style="background-color: white; color: #008000; padding: 5px; margin: 5px 0;"> <p>IHWL 12 bps¹</p> </div> <div style="margin: 5px 0;"> <p>iShares Core MSCI World ex Australia ESG Leaders (AUD Hedged) ETF</p> <ul style="list-style-type: none"> • MSCI World ex Australia Custom ESG Leaders Index 100% Hedged to AUD • # stocks: 735 (parent index: 1,519) </div> </div>
---	---	--

Why iShares for ESG ETFs:



Low cost

Low cost portfolio building blocks, now with ESG, so that **you no longer have to pay more to invest responsibly**



Rigorous Screens

Aims to exclude companies involved in severe **controversies**, or whose activities have adverse effects on **climate**, or violate **ethical** values



ESG Best-in-class

Build a **diversified portfolio** of the most sustainable companies in every sector*

Learn more about ESG with ETFs:

<http://www.blackrock.com/au/individual/ishares/esg-with-etfs>

1. Management fee as a percentage of fund's net asset value. Subject to change. Source: Bloomberg, BlackRock as of 31 May 2021.

* The index includes best-in-class companies from an ESG perspective according to the MSCI Australia IMI Custom ESG Leaders Index & MSCI World Ex Australia Custom ESG Leaders Index.

Issued by BlackRock Investment Management (Australia) Limited ABN 13 006 165 975, AFSL 230 523 (BIMAL). This material provides general information only and does not take into account your individual objectives, financial situation, needs or circumstances. Before making any investment decision, you should assess whether the material is appropriate for you and obtain financial advice tailored to you having regard to your individual objectives, financial situation, needs and circumstances. Refer to our Financial Services Guide for more information. This material is not a financial product recommendation or an offer or solicitation with respect to the purchase or sale of any financial product in any jurisdiction. This material is not intended for distribution to, or use by, any person or entity in any jurisdiction or country where such distribution or use would be contrary to local law or regulation. BIMAL is a part of the global BlackRock Group which comprises of financial product issuers and investment managers around the world. BIMAL is the issuer of financial products and acts as an investment manager in Australia. BIMAL is the responsible entity and issuer of units in the Australian domiciled managed investment schemes referred to in this material, including the Australian domiciled iShares ETFs. Any potential investor should consider the latest product disclosure statement (PDS) before deciding whether to acquire, or continue to hold, an investment in any BlackRock fund. The PDS can be obtained by contacting the BIMAL Client Services Centre on 1300 366 100. In some instances the PDS is also available on the BIMAL website at www.blackrock.com/au. An iShares ETF is not sponsored, endorsed, issued, sold or promoted by the provider of the index which a particular iShares ETF seeks to track. No index provider makes any representation regarding the advisability of investing in the iShares ETFs. Further information on the index providers can be found in the BIMAL website terms and conditions at www.blackrock.com/au. BIMAL, its officers, employees and agents believe that the information in this material and the sources on which it is based (which may be sourced from third parties) are correct as at the date of publication. While every care has been taken in the preparation of this material, no warranty of accuracy or reliability is given and no responsibility for the information is accepted by BIMAL, its officers, employees or agents. Except where contrary to law, BIMAL excludes all liability for this information. Any investment is subject to investment risk, including delays on the payment of withdrawal proceeds and the loss of income or the principal invested. While any forecasts, estimates and opinions in this material are made on a reasonable basis, actual future results and operations may differ materially from the forecasts, estimates and opinions set out in this material. No guarantee as to the repayment of capital or the performance of any product or rate of return referred to in this material is made by BIMAL or any entity in the BlackRock group of companies. No part of this material may be reproduced or distributed in any manner without the prior written permission of BIMAL. © 2021 BlackRock, Inc. All Rights reserved. BLACKROCK, BLACKROCK SOLUTIONS, iSHARES and the stylised i logo are registered and unregistered trademarks of BlackRock, Inc. or its subsidiaries in the United States and elsewhere. All other trademarks are those of their respective owners.

iShares Core S&P/ASX 200 ETF

ARSN 146 083 141
BlackRock Investment Management (Australia) Limited
ABN 13 006 165 975 AFSL 230523

Update your information:

 www.investorcentre.com/au/contact

 Computershare Investor Services Pty Limited
GPO Box 2975 Melbourne
Victoria 3001 Australia
Enquiries: (within Australia) 1-300-ishare (474 273)
(international) +61 3 9415 4695

104005 000 IOZ



MR NATHAN JOHN BROOK &
MR RYAN JAMES GALPIN
<INCONTINENCE S/F A/C>
41 SWALLOW AVENUE
MODBURY HEIGHTS SA 5092

TFN/ABN Status: Quoted

Holder Identification Number (HIN)

HIN WITHHELD

ATTRIBUTION MANAGED INVESTMENT TRUST MEMBER ANNUAL TAX STATEMENT FOR YEAR ENDED 30 JUNE 2022

The following tax return items are valid for Australian resident individual unitholders only.

PART A – SUMMARY OF 2022 TAX RETURN (SUPPLEMENTARY SECTION) ITEMS

Item	Tax Return Label	Tax Attribution Amount
Share of non-primary production income	13U	\$11.14
Franked distributions from trusts	13C	\$126.52
Share of franking credits from franked dividends	13Q	\$38.38
Share of credit for TFN amounts withheld	13R	\$0.00
Share of credit for foreign resident withholding amounts	13A	\$0.00
Net capital gain	18A	\$0.00
Total current year capital gains	18H	\$0.00
Assessable foreign source income	20E	\$2.55
Other net foreign source income	20M	\$2.55
Foreign income tax offset	20O	\$0.11

PART B – COMPONENTS OF DISTRIBUTION

Item	Cash Distribution	Tax Paid/Offsets	Tax Attribution
Australian income			
Unfranked distributions			\$2.81
Unfranked CFI distributions			\$6.35
Interest (subject to non resident WHT)			\$0.84
Interest (not subject to non resident WHT)			\$0.00
Other income - clean building MIT income			\$0.00
Other income - excluded from NCMI			\$0.01
Other income - NCMI			\$0.00
Other income			\$1.13
Non primary production income			\$11.14
Franked distributions		\$38.38	\$126.52
Capital gains			
Discounted capital gains TAP - clean building MIT income			\$0.00
Discounted capital gains TAP - excluded from NCMI			\$0.00
Discounted capital gains TAP - NCMI			\$0.00
Discounted capital gains TAP			\$0.00
Discounted capital gains NTAP			\$0.00
Capital gains – other method TAP - clean building MIT income			\$0.00
Capital gains – other method TAP - excluded from NCMI			\$0.00
Capital gains – other method TAP - NCMI			\$0.00
Capital gains – other method TAP			\$0.00
Capital gains – other method NTAP			\$0.00
Net capital gain			\$0.00
AMIT CGT gross up amount			\$0.00
Other capital gains distribution			\$0.00
Total current year capital gains			\$0.00
Return of capital			
Foreign income			
Assessable foreign source income		\$0.11	\$2.55
Other non-assessable amounts			
Non-assessable non-exempt amount			\$0.00
Net exempt income			
Other non-attributable amounts			
Gross amount	\$105.96		\$140.21
AMIT cost base net amount - excess (reduce cost base)			\$4.24
AMIT cost base net amount - shortfall (increase cost base)			\$0.00
Less TFN amounts withheld	\$0.00		
Less non-resident withholding tax			
- Interest / dividend amounts withheld	\$0.00		
- Fund payment amounts withheld	\$0.00		
Net cash distribution	\$105.96		

To assist you in completing your tax return, you may refer to the iShares tax booklet available here:

<https://www.blackrock.com/au/individual/literature/tax-information/australian-tax-booklet-for-australian-domiciled-ishares-etfs-en-au.pdf>

PLEASE RETAIN THIS STATEMENT FOR INCOME TAX PURPOSES

014922 000 IOZ



MR NATHAN JOHN BROOK &
MR RYAN JAMES GALPIN
<INCONTINENCE S/F A/C>
41 SWALLOW AVENUE
MODBURY HEIGHTS SA 5092

Manage your holdings



www.investorcentre.com/au



Computershare Investor Services Pty Limited
GPO Box 2975 Melbourne
Victoria 3001 Australia

Enquiries:



(within Australia) 1300 474 273
(outside Australia) +61 3 9415 4695

Holder Identification Number (HIN)

HIN WITHHELD

Record Date: **11 October 2021**

Payment Date: **20 October 2021**

iShares Distribution Distribution Payment

ASX	Fund Name	Cash per Security (\$)	Units	Gross Cash Amount (\$)	Tax Withheld Amount (\$)	Net Cash Amount (\$)
IOZ	iShares Core S&P/ASX 200 ETF	0.47737539	170	81.15	0.00	81.15
			Total	81.15	0.00	81.15

Your Payment Instruction:

ANZ INTERNET TRADING NSW

BSB: 012-012

ACC: XXXXXX93

Amount Deposited:

AUD\$81.15

If payment cannot be made to the above account, the distribution amount will be held as a non-interest bearing deposit pending receipt of your valid direct credit instructions. Register your instructions at www.investorcentre.com/au or call Computershare on 1300 474 273.

Note 1: You should refer to the iShares tax booklet for Australian domiciled iShares ETFs at www.blackrock.com/au for more tax related information. Please retain this statement in a safe place as a charge may be levied for a replacement.

Note 2: If you require a payment to be re-issued, you may be charged an administrative fee which will be deducted from your payment. Fees are applicable to certain types of payments valued at over \$100 AU.

IT'S TIME TO THINK SUSTAINABLY.

Expect more from iShares ESG ETFs. Turn over to learn more.



IT'S TIME TO THINK SUSTAINABLY.

Sustainable investing is about investing in progress. Recognising that companies with a more sustainable approach to business may be in the best position to grow.

Invest for the long term, with sustainability at the CORE of your portfolio

<p style="text-align: center; font-weight: bold; margin: 0;">Australia</p> <div style="background-color: black; color: white; padding: 5px; margin-bottom: 5px; font-weight: bold;"> IESG 9 bps¹ </div> <p style="margin: 0;">iShares Core MSCI Australia ESG Leaders ETF</p> <ul style="list-style-type: none"> MSCI Australia IMI Custom ESG Leaders Index # stocks: 109 (parent index: 243) 	+	<p style="text-align: center; font-weight: bold; margin: 0;">World ex Australia</p> <table border="0" style="width: 100%;"> <tr> <td style="background-color: black; color: white; padding: 5px; font-weight: bold; width: 33%;"> IWLD 9 bps¹ </td> <td style="padding: 5px;"> <p style="margin: 0;">iShares Core MSCI World ex Australia ESG Leaders ETF</p> <ul style="list-style-type: none"> MSCI World ex Australia Custom ESG Leaders Index # stocks: 735 (parent index: 1,519) </td> <td style="background-color: black; color: white; padding: 5px; font-weight: bold; width: 33%;"> IHWL 12 bps¹ </td> <td style="padding: 5px;"> <p style="margin: 0;">iShares Core MSCI World ex Australia ESG Leaders (AUD Hedged) ETF</p> <ul style="list-style-type: none"> MSCI World ex Australia Custom ESG Leaders Index 100% Hedged to AUD # stocks: 735 (parent index: 1,519) </td> </tr> </table>	IWLD 9 bps¹	<p style="margin: 0;">iShares Core MSCI World ex Australia ESG Leaders ETF</p> <ul style="list-style-type: none"> MSCI World ex Australia Custom ESG Leaders Index # stocks: 735 (parent index: 1,519) 	IHWL 12 bps¹	<p style="margin: 0;">iShares Core MSCI World ex Australia ESG Leaders (AUD Hedged) ETF</p> <ul style="list-style-type: none"> MSCI World ex Australia Custom ESG Leaders Index 100% Hedged to AUD # stocks: 735 (parent index: 1,519)
IWLD 9 bps¹	<p style="margin: 0;">iShares Core MSCI World ex Australia ESG Leaders ETF</p> <ul style="list-style-type: none"> MSCI World ex Australia Custom ESG Leaders Index # stocks: 735 (parent index: 1,519) 	IHWL 12 bps¹	<p style="margin: 0;">iShares Core MSCI World ex Australia ESG Leaders (AUD Hedged) ETF</p> <ul style="list-style-type: none"> MSCI World ex Australia Custom ESG Leaders Index 100% Hedged to AUD # stocks: 735 (parent index: 1,519) 			

Why iShares for ESG ETFs:



Low cost

Low cost portfolio building blocks, now with ESG, so that **you no longer have to pay more to invest responsibly**



Rigorous Screens

Aims to exclude companies involved in severe **controversies**, or whose activities have adverse effects on **climate**, or violate **ethical** values



ESG Best-in-class

Build a **diversified portfolio** of the most sustainable companies in every sector*

Learn more about ESG with ETFs:

<http://www.blackrock.com/au/individual/ishares/esg-with-etfs>

1. Management fee as a percentage of fund's net asset value. Subject to change. Source: Bloomberg, BlackRock as of 31 May 2021.

* The index includes best-in-class companies from an ESG perspective according to the MSCI Australia IMI Custom ESG Leaders Index & MSCI World Ex Australia Custom ESG Leaders Index.

Issued by BlackRock Investment Management (Australia) Limited ABN 13 006 165 975, AFSL 230 523 (BIMAL). This material provides general information only and does not take into account your individual objectives, financial situation, needs or circumstances. Before making any investment decision, you should assess whether the material is appropriate for you and obtain financial advice tailored to you having regard to your individual objectives, financial situation, needs and circumstances. Refer to our Financial Services Guide for more information. This material is not a financial product recommendation or an offer or solicitation with respect to the purchase or sale of any financial product in any jurisdiction. This material is not intended for distribution to, or use by, any person or entity in any jurisdiction or country where such distribution or use would be contrary to local law or regulation. BIMAL is a part of the global BlackRock Group which comprises of financial product issuers and investment managers around the world. BIMAL is the issuer of financial products and acts as an investment manager in Australia. BIMAL is the responsible entity and issuer of units in the Australian domiciled managed investment schemes referred to in this material, including the Australian domiciled iShares ETFs. Any potential investor should consider the latest product disclosure statement (PDS) before deciding whether to acquire, or continue to hold, an investment in any BlackRock fund. The PDS can be obtained by contacting the BIMAL Client Services Centre on 1300 366 100. In some instances the PDS is also available on the BIMAL website at www.blackrock.com/au. An iShares ETF is not sponsored, endorsed, issued, sold or promoted by the provider of the index which a particular iShares ETF seeks to track. No index provider makes any representation regarding the advisability of investing in the iShares ETFs. Further information on the index providers can be found in the BIMAL website terms and conditions at www.blackrock.com/au. BIMAL, its officers, employees and agents believe that the information in this material and the sources on which it is based (which may be sourced from third parties) are correct as at the date of publication. While every care has been taken in the preparation of this material, no warranty of accuracy or reliability is given and no responsibility for the information is accepted by BIMAL, its officers, employees or agents. Except where contrary to law, BIMAL excludes all liability for this information. Any investment is subject to investment risk, including delays on the payment of withdrawal proceeds and the loss of income or the principal invested. While any forecasts, estimates and opinions in this material are made on a reasonable basis, actual future results and operations may differ materially from the forecasts, estimates and opinions set out in this material. No guarantee as to the repayment of capital or the performance of any product or rate of return referred to in this material is made by BIMAL or any entity in the BlackRock group of companies. No part of this material may be reproduced or distributed in any manner without the prior written permission of BIMAL. © 2021 BlackRock, Inc. All Rights reserved. BLACKROCK, BLACKROCK SOLUTIONS, iSHARES and the stylised i logo are registered and unregistered trademarks of BlackRock, Inc. or its subsidiaries in the United States and elsewhere. All other trademarks are those of their respective owners.

040382 000 IOZ



MR NATHAN JOHN BROOK &
MR RYAN JAMES GALPIN
<INCONTINENCE S/F A/C>
41 SWALLOW AVENUE
MODBURY HEIGHTS SA 5092

Manage your holdings



www.investorcentre.com/au



Computershare Investor Services Pty Limited
GPO Box 2975 Melbourne
Victoria 3001 Australia

Enquiries:



(within Australia) 1300 474 273
(outside Australia) +61 3 9415 4695

Holder Identification Number (HIN)

HIN WITHHELD

Record Date:

7 January 2022

Payment Date:

18 January 2022

iShares Distribution Distribution Payment

ASX	Fund Name	Cash per Security (\$)	Units	Gross Cash Amount (\$)	Tax Withheld Amount (\$)	Net Cash Amount (\$)
IOZ	iShares Core S&P/ASX 200 ETF	0.14593012	170	24.81	0.00	24.81
			Total	24.81	0.00	24.81

Your Payment Instruction:

ANZ INTERNET TRADING NSW

BSB: 012-012

ACC: XXXXXX93

Amount Deposited:

AUD\$24.81

If payment cannot be made to the above account, the distribution amount will be held as a non-interest bearing deposit pending receipt of your valid direct credit instructions. Register your instructions at www.investorcentre.com/au or call Computershare on 1300 474 273.

Note 1: You should refer to the iShares tax booklet for Australian domiciled iShares ETFs at www.blackrock.com/au for more tax related information. Please retain this statement in a safe place as a charge may be levied for a replacement.

Note 2: If you require a payment to be re-issued, you may be charged an administrative fee which will be deducted from your payment. Fees are applicable to certain types of payments valued at over \$100 AU.

IT'S TIME TO THINK SUSTAINABLY.

Expect more from iShares ESG ETFs. Turn over to learn more.



IT'S TIME TO THINK SUSTAINABLY.

Sustainable investing is about investing in progress. Recognising that companies with a more sustainable approach to business may be in the best position to grow.

Invest for the long term, with sustainability at the CORE of your portfolio

<p style="text-align: center; font-weight: bold; margin: 0;">Australia</p> <div style="background-color: black; color: white; padding: 5px; margin-bottom: 5px; font-weight: bold;"> IESG 9 bps¹ </div> <p style="margin: 0;">iShares Core MSCI Australia ESG Leaders ETF</p> <ul style="list-style-type: none"> • MSCI Australia IMI Custom ESG Leaders Index • # stocks: 109 (parent index: 243) 	+	<p style="text-align: center; font-weight: bold; margin: 0;">World ex Australia</p> <div style="display: flex; justify-content: space-between;"> <div style="background-color: black; color: white; padding: 5px; font-weight: bold;"> IWLD 9 bps¹ </div> <div style="margin: 0;"> <p>iShares Core MSCI World ex Australia ESG Leaders ETF</p> <ul style="list-style-type: none"> • MSCI World ex Australia Custom ESG Leaders Index • # stocks: 735 (parent index: 1,519) </div> </div> <div style="display: flex; justify-content: space-between; margin-top: 10px;"> <div style="background-color: black; color: white; padding: 5px; font-weight: bold;"> IHWL 12 bps¹ </div> <div style="margin: 0;"> <p>iShares Core MSCI World ex Australia ESG Leaders (AUD Hedged) ETF</p> <ul style="list-style-type: none"> • MSCI World ex Australia Custom ESG Leaders Index 100% Hedged to AUD • # stocks: 735 (parent index: 1,519) </div> </div>
---	---	--

Why iShares for ESG ETFs:



Low cost

Low cost portfolio building blocks, now with ESG, so that **you no longer have to pay more to invest responsibly**



Rigorous Screens

Aims to exclude companies involved in severe **controversies**, or whose activities have adverse effects on **climate**, or violate **ethical** values



ESG Best-in-class

Build a **diversified portfolio** of the most sustainable companies in every sector*

Learn more about ESG with ETFs:

<http://www.blackrock.com/au/individual/ishares/esg-with-etfs>

1. Management fee as a percentage of fund's net asset value. Subject to change. Source: Bloomberg, BlackRock as of 31 May 2021.

* The index includes best-in-class companies from an ESG perspective according to the MSCI Australia IMI Custom ESG Leaders Index & MSCI World Ex Australia Custom ESG Leaders Index.

Issued by BlackRock Investment Management (Australia) Limited ABN 13 006 165 975, AFSL 230 523 (BIMAL). This material provides general information only and does not take into account your individual objectives, financial situation, needs or circumstances. Before making any investment decision, you should assess whether the material is appropriate for you and obtain financial advice tailored to you having regard to your individual objectives, financial situation, needs and circumstances. Refer to our Financial Services Guide for more information. This material is not a financial product recommendation or an offer or solicitation with respect to the purchase or sale of any financial product in any jurisdiction. This material is not intended for distribution to, or use by, any person or entity in any jurisdiction or country where such distribution or use would be contrary to local law or regulation. BIMAL is a part of the global BlackRock Group which comprises of financial product issuers and investment managers around the world. BIMAL is the issuer of financial products and acts as an investment manager in Australia. BIMAL is the responsible entity and issuer of units in the Australian domiciled managed investment schemes referred to in this material, including the Australian domiciled iShares ETFs. Any potential investor should consider the latest product disclosure statement (PDS) before deciding whether to acquire, or continue to hold, an investment in any BlackRock fund. The PDS can be obtained by contacting the BIMAL Client Services Centre on 1300 366 100. In some instances the PDS is also available on the BIMAL website at www.blackrock.com/au. An iShares ETF is not sponsored, endorsed, issued, sold or promoted by the provider of the index which a particular iShares ETF seeks to track. No index provider makes any representation regarding the advisability of investing in the iShares ETFs. Further information on the index providers can be found in the BIMAL website terms and conditions at www.blackrock.com/au. BIMAL, its officers, employees and agents believe that the information in this material and the sources on which it is based (which may be sourced from third parties) are correct as at the date of publication. While every care has been taken in the preparation of this material, no warranty of accuracy or reliability is given and no responsibility for the information is accepted by BIMAL, its officers, employees or agents. Except where contrary to law, BIMAL excludes all liability for this information. Any investment is subject to investment risk, including delays on the payment of withdrawal proceeds and the loss of income or the principal invested. While any forecasts, estimates and opinions in this material are made on a reasonable basis, actual future results and operations may differ materially from the forecasts, estimates and opinions set out in this material. No guarantee as to the repayment of capital or the performance of any product or rate of return referred to in this material is made by BIMAL or any entity in the BlackRock group of companies. No part of this material may be reproduced or distributed in any manner without the prior written permission of BIMAL. © 2021 BlackRock, Inc. All Rights reserved. BLACKROCK, BLACKROCK SOLUTIONS, iSHARES and the stylised i logo are registered and unregistered trademarks of BlackRock, Inc. or its subsidiaries in the United States and elsewhere. All other trademarks are those of their respective owners.

24700 - Changes in Market Values of Investments

2022 Financial Year

Preparer Jelly Cadiang

Reviewer Steven Lee

Status Completed

Account Code	Description	CY Balance	LY Balance	Change
24700	Changes in Market Values of Investments	(\$745.71)	(\$4,781.66)	(84.4)%
TOTAL		CY Balance	LY Balance	
		(\$745.71)	(\$4,781.66)	

Supporting Documents

- Market Movement [Report](#)
- Net Capital Gains Reconciliation [Report](#)
- Realised Capital Gain Report [Report](#)

Standard Checklist

- Attach copies of Source Documentation (Contract Notes, Broker Statements, Chess Statements, Contracts of Sale, Managed Fund Statements etc)
- Attach copy of Market Movement report
- Attach copy of Net Capital Gains Reconciliation
- Attach copy of Realised Capital Gain Report
- Ensure all Asset Disposals have been entered
- Ensure all Market Values have been entered for June 30
- Ensure all Tax Deferred Distributions have been entered

Incontinence Superannuation Fund

Market Movement Report

As at 30 June 2022

Investment	Date	Description	Unrealised				Realised			Total
			Units	Accounting Cost Movement	Market Movement	Depreciation	Balance	Consideration	Accounting Cost Base	
AUZ.AX - Australian Mines Limited										
	01/07/2021	Opening Balance	17,000.00	0.00	0.00	0.00	374.00	0.00	0.00	0.00
	24/12/2021	Share Consolidation	(15,300.00)	0.00	0.00	0.00	374.00	0.00	0.00	0.00
	30/06/2022	Revaluation	0.00	0.00	(272.00)	0.00	102.00	0.00	0.00	0.00
	30/06/2022		1,700.00	0.00	(272.00)	0.00	102.00	0.00	0.00	0.00
IOO.AX - Ishares Global 100 Etf										
	01/07/2021	Opening Balance	143.00	0.00	0.00	0.00	13,627.90	0.00	0.00	0.00
	25/01/2022	Disposal	(143.00)	(5,531.95)	0.00	0.00	8,095.95	14,796.46	5,531.95	9,264.51
	25/01/2022	Writeback	0.00	0.00	(8,095.95)	0.00	0.00	0.00	0.00	0.00
	30/06/2022		0.00	(5,531.95)	(8,095.95)	0.00	0.00	14,796.46	5,531.95	9,264.51
IOZ.AX1 - Ishares Core S&p/asx 200 Etf										
	01/07/2021	Opening Balance	170.00	0.00	0.00	0.00	5,127.20	0.00	0.00	0.00
	25/01/2022	Disposal	(170.00)	(3,986.20)	0.00	0.00	1,141.00	4,976.35	3,986.20	990.15
	25/01/2022	Writeback	0.00	0.00	(1,141.00)	0.00	0.00	0.00	0.00	0.00
	30/06/2022		0.00	(3,986.20)	(1,141.00)	0.00	0.00	4,976.35	3,986.20	990.15
SHYBINCONT - 2/30 Henry Street Payneham SA 5070										
	01/07/2021	Opening Balance	1.00	0.00	0.00	0.00	422,000.00	0.00	0.00	0.00
	30/06/2022		1.00	0.00	0.00	0.00	422,000.00	0.00	0.00	0.00
Total Market Movement					(9,508.95)				10,254.66	745.71

Incontinence Superannuation Fund

Capital Gains Reconciliation Report

For The Period 01 July 2021 - 30 June 2022

	Total	Discounted	Indexed	Other	Notional
Losses available to offset					
Carried forward from prior losses	2,563.44				
Carried forward from prior losses - Collectables	0.00				
Current year capital losses	0.00				
Current year capital losses - Collectables	0.00				
Total Losses Available	2,563.44				
Total Losses Available - Collectables	0.00				
Capital Gains					
Capital gains from disposal of assets	10,287.87	10,287.87	0.00	0.00	0.00
Capital gains from disposal of assets - Collectables	0.00	0.00	0.00	0.00	0.00
Capital gains from trust distributions	0.00	0.00	0.00	0.00	0.00
Capital Gains Before Losses applied	10,287.87	10,287.87	0.00	0.00	0.00
Losses and discount applied					
Losses applied	2,563.44	2,563.44	0.00	0.00	0.00
Losses applied - Collectables	0.00	0.00	0.00	0.00	0.00
Capital gains after losses applied	7,724.43	7,724.43	0.00	0.00	0.00
Capital gains after losses applied - Collectables	0.00	0.00	0.00	0.00	0.00
CGT Discount applied	2,574.81				
CGT Discount applied - Collectables	0.00				

Incontinence Superannuation Fund

Capital Gains Reconciliation Report

For The Period 01 July 2021 - 30 June 2022

	Total	Discounted	Indexed	Other	Notional
Net Capital Gain					
Net capital gain	5,149.62				
Net capital gain - Collectables	0.00				
Total Net Capital Gain (11A)	5,149.62				
Net Capital Losses Carried Forward to later income					
Net Capital Losses Carried Forward to later income years	0.00				
Net Capital Losses Carried Forward to later income years - Collectables	0.00				
Total Net Capital Losses Carried Forward to later income years (14V)	0.00				

Note

Refer to Realised Gains Report for details of Disposals at a Security level

Refer to Distribution Reconciliation Report for Trust Distribution details at a Security level

Incontinence Superannuation Fund

Realised Capital Gains Report

For The Period 01 July 2021 - 30 June 2022

Investment		Accounting Treatment				Tax Treatment						
Purchase Contract Date	Disposal Contract Date	Units	Cost	Proceeds	Accounting Profit/(Loss)	Adjusted Cost Base	Reduced Cost Base	Indexed Cost Base	Indexed Gains	Discounted Gains (Gross)	Other Gains	Capital Loss
Shares in Listed Companies (Australian)												
IOO.AX - Ishares Global 100 Etf												
09/10/2013	25/01/2022	143.00	5,531.95	14,796.46	9,264.51	5,531.95	5,531.95	0.00	0.00	9,264.51	0.00	0.00
		143.00	5,531.95	14,796.46	9,264.51	5,531.95	5,531.95	0.00	0.00	9,264.51	0.00	0.00
		143.00	5,531.95	14,796.46	9,264.51	5,531.95	5,531.95	0.00	0.00	9,264.51	0.00	0.00
Units in Listed Unit Trusts (Australian)												
IOZ.AX1 - Ishares Core S&p/asx 200 Etf												
14/11/2013	25/01/2022	170.00	3,986.20	4,976.35	990.15	3,952.99	3,952.99	0.00	0.00	1,023.36	0.00	0.00
		170.00	3,986.20	4,976.35	990.15	3,952.99	3,952.99	0.00	0.00	1,023.36	0.00	0.00
		170.00	3,986.20	4,976.35	990.15	3,952.99	3,952.99	0.00	0.00	1,023.36	0.00	0.00
		313.00	9,518.15	19,772.81	10,254.66	9,484.94	9,484.94	0.00	0.00	10,287.87	0.00	0.00

25000 - Interest Received

2022 Financial Year

Preparer Jelly Cadiang

Reviewer Steven Lee

Status Completed

Account Code	Description	CY Balance	LY Balance	Change
ANZ208528293	ANZ Cash Investment Acct 2085-28293		(\$0.04)	100%
STG474731163	St. George DIY Super Saver 474731163		(\$0.10)	100%
TOTAL		CY Balance	LY Balance	
			(\$0.14)	

Supporting Documents

No supporting documents

Standard Checklist

- Attach Interest Reconciliation Report
- Ensure all interest has been recorded from Bank Statements
- Review Statements to ensure all TFN withheld has been input

28000 - Property Income

2022 Financial Year

Preparer Jelly Cadiang

Reviewer Steven Lee

Status Completed

Account Code	Description	CY Balance	LY Balance	Change
SHYBINCONT	2/30 Henry Street Payneham SA 5070	(\$18,284.40)	(\$18,641.40)	(1.92)%
TOTAL		CY Balance	LY Balance	
		(\$18,284.40)	(\$18,641.40)	

Supporting Documents

- General Ledger [Report](#)
- OWN01773 - Financial Summary 4 Jul 2022.pdf [SHYBINCONT](#)

Standard Checklist

- Attach all source documentation e.g. Rental Statements, Lease Statements
- Attach Rental Property Statement Report

Incontinence Superannuation Fund

General Ledger

As at 30 June 2022

Transaction Date	Description	Units	Debit	Credit	Balance \$
Property Income (28000)					
<u>2/30 Henry Street Payneham SA 5070 (SHYBINCONT)</u>					
29/07/2021	Harris RE Rental Harris RE			1,171.33	1,171.33 CR
30/08/2021	Harris RE Rental Harris RE			974.41	2,145.74 CR
29/09/2021	Harris RE Rental Harris RE			838.36	2,984.10 CR
28/10/2021	Harris RE Rental Harris RE			1,048.13	4,032.23 CR
29/11/2021	Harris RE Rental Harris RE			881.98	4,914.21 CR
30/12/2021	Harris RE Rental Harris RE			838.36	5,752.57 CR
28/01/2022	Harris RE Rental Harris RE			1,800.61	7,553.18 CR
25/02/2022	Harris RE Rental Harris RE			976.86	8,530.04 CR
30/03/2022	Harris RE Rental Harris RE			715.16	9,245.20 CR
28/04/2022	Harris RE Rental Harris RE			1,171.33	10,416.53 CR
30/05/2022	Harris RE Rental Harris RE			976.86	11,393.39 CR
30/06/2022	Harris RE Rental Harris RE			1,409.59	12,802.98 CR
30/06/2022	Gross up rent			5,481.42	18,284.40 CR
				18,284.40	18,284.40 CR

Total Debits: 0.00

Total Credits: 18,284.40

HARRIS

5-9 Rundle Street, Kent Town SA 5067

08 8334 2700

ABN: 28 140 924 938

Jason Edwards - Incontinence Superannuation Fund, Nathan Brook - Incontinence Superannuation Fund, Ryan Gilpin - Incontinence Superannuation Fund

Incontinence Superannuation Fund

41 Swallow Ave

Modbury Heights South Australia 5092

Folio Summary

Folio: OWN01773

From: 1/07/2021

To: 30/06/2022

Created: 4/07/2022

Money In	Money Out	Balance
\$18,284.40	\$5,481.42	\$12,802.98

Account	Included Tax	Money Out	Money In
2/30 Henry Street, Payneham SA			
Rent			\$18,010.00
Outgoings Recovered - Water Charges			\$274.40
Council Rates		\$1,098.45	
Water Rates		\$568.40	
R & M - Electrical	\$9.00	\$99.00	
Strata Levies		\$1,650.00	
Management Fees	\$144.08	\$1,584.88	
Administration Fee	\$2.80	\$30.80	
Smoke Alarm Service	\$9.00	\$99.00	
Inspection Fees	\$4.00	\$44.00	
Management Fee - SAW	\$2.20	\$24.12	
Lease Renewal (PT/SD/BG)	\$19.71	\$216.77	
Subtotal		\$5,415.42	\$18,284.40
Account Transactions			
Administration Fee	\$6.00	\$66.00	
Subtotal		\$66.00	\$0.00
Total		\$5,481.42	\$18,284.40

Total Tax on Money Out: \$196.79

30100 - Accountancy Fees

2022 Financial Year

Preparer Jelly Cadiang

Reviewer Steven Lee

Status Completed

Account Code	Description	CY Balance	LY Balance	Change
30100	Accountancy Fees	\$520.00	\$235.00	121.28%
TOTAL		CY Balance	LY Balance	
		\$520.00	\$235.00	

Supporting Documents

- General Ledger [Report](#)
- INV-0917.pdf [30100](#)

Standard Checklist

- Attach all source documentation
- Ensure all Transactions have been entered

Incontinence Superannuation Fund

General Ledger

As at 30 June 2022

Transaction Date	Description	Units	Debit	Credit	Balance \$
Accountancy Fees (30100)					
<u>Accountancy Fees (30100)</u>					
09/04/2022	OSKO WITHDRAWAL 08APR 23:28 Incontinence SMSF 2021 Superhelp Austral		520.00		520.00 DR
			520.00		520.00 DR

Total Debits: 520.00

Total Credits: 0.00



TAX INVOICE

Incontinence

Invoice Date
28 Jun 2022

Invoice Number
INV-0917

ABN
60 061 126 663

SuperHelp Australia
PTY LTD
PO Box 1906
MACQUARIE
CENTRE NSW 2113
AUSTRALIA

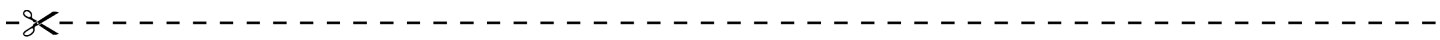
Item	Description	Quantity	Unit Price	GST	Amount AUD
EOY	SMSF Annual Administration	1.00	1,100.00	10%	1,100.00
MISC	Additional Members	1.00	100.00	10%	100.00
DEPO	Deposit	1.00	(535.00)	10%	(535.00)
INCLUDES GST 10%					60.45
TOTAL AUD					665.00
Less Amount Paid					665.00
AMOUNT DUE AUD					0.00

Due Date: 12 Jul 2022

Please pay the balance of our fees by direct credit into our bank account.

OUR BANK DETAILS (Use your name or your SMSF name as the reference):

Account Name: Superhelp Australia Pty Ltd
Bank: Commonwealth Bank
BSB: 06 2099
Account Number: 1041 7929



PAYMENT ADVICE

To: SuperHelp Australia PTY LTD
PO Box 1906
MACQUARIE CENTRE NSW 2113
AUSTRALIA

Customer Incontinence
Invoice Number INV-0917

Amount Due **0.00**
Due Date 12 Jul 2022

Amount Enclosed

Enter the amount you are paying above

30400 - ATO Supervisory Levy

2022 Financial Year

Preparer Jelly Cadiang

Reviewer Steven Lee

Status Completed

Account Code	Description	CY Balance	LY Balance	Change
30400	ATO Supervisory Levy		\$259.00	100%
TOTAL		CY Balance	LY Balance	
			\$259.00	

Supporting Documents

- General Ledger [Report](#)

Standard Checklist

- Attach all source documentation
- Ensure all Transactions have been entered

Incontinence Superannuation Fund

General Ledger

As at 30 June 2022

Transaction Date	Description	Units	Debit	Credit	Balance \$
					0.00 DR

Total Debits: 0.00

Total Credits: 0.00

30700 - Auditor's Remuneration

2022 Financial Year

Preparer Jelly Cadiang

Reviewer Steven Lee

Status Completed

Account Code	Description	CY Balance	LY Balance	Change
30700	Auditor's Remuneration	\$550.00	\$450.00	22.22%
TOTAL		CY Balance	LY Balance	
		\$550.00	\$450.00	

Supporting Documents

○ General Ledger [Report](#)

Standard Checklist

- Attach all source documentation
- Ensure all Transactions have been entered

Incontinence Superannuation Fund

General Ledger

As at 30 June 2022

Transaction Date	Description	Units	Debit	Credit	Balance \$
Auditor's Remuneration (30700)					
<u>Auditor's Remuneration (30700)</u>					
09/04/2022	OSKO WITHDRAWAL 08APR 23:26 Incontinence Superannua Superhelp Austra		535.00		535.00 DR
09/04/2022	OSKO WITHDRAWAL 08APR 23:28 Incontinence SMSF 2021 Superhelp Austral		15.00		550.00 DR
			550.00		550.00 DR

Total Debits: 550.00

Total Credits: 0.00

30800 - ASIC Fees

2022 Financial Year

Preparer Jelly Cadiang

Reviewer Steven Lee

Status Completed

Account Code	Description	CY Balance	LY Balance	Change
30800	ASIC Fees	\$276.00	\$273.00	1.1%
TOTAL		CY Balance	LY Balance	
		\$276.00	\$273.00	

Supporting Documents

- General Ledger [Report](#)
- Untitled Extract Pages.pdf

Standard Checklist

- Attach all source documentation
- Ensure all Transactions have been entered

Incontinence Superannuation Fund

General Ledger

As at 30 June 2022

Transaction Date	Description	Units	Debit	Credit	Balance \$
ASIC Fees (30800)					
ASIC Fees (30800)					
02/03/2022	TFR WDL BPAY INTERNETO2MAR 16:56 TO ASIC 2296039220324		276.00		276.00 DR
			276.00		276.00 DR

Total Debits: 276.00

Total Credits: 0.00



ASIC
Australian Securities & Investments Commission

ABN 86 768 265 615

Inquiries
www.asic.gov.au/invoices
1300 300 630

INCONTINENCE SMSF PTY LTD
41 SWALLOW AVE MODBURY HEIGHTS SA 5092

INVOICE STATEMENT

Issue date 29 Jan 22

INCONTINENCE SMSF PTY LTD

ACN 603 922 032

Account No. 22 603922032

Summary

Opening Balance	\$0.00
New items	\$276.00
Payments & credits	\$0.00
TOTAL DUE	\$276.00

- Amounts are not subject to GST. (Treasurer's determination - exempt taxes, fees and charges).
- Payment of your annual review fee will maintain your registration as an Australian company.

Transaction details are listed on the back of this page

*PAID 2/3/22 @ 4:56 PM
Receipt # 057209157*

Please pay

Immediately \$0.00
By 29 Mar 22 \$276.00

If you have already paid please ignore this invoice statement.

- Late fees will apply if you do NOT
 - tell us about a change during the period that the law allows
 - bring your company or scheme details up to date within 28 days of the date of issue of the annual statement or
 - pay your review fee within 2 months of the annual review date.
- Information on late fee amounts can be found on the ASIC website.




ASIC
Australian Securities & Investments Commission

PAYMENT SLIP

INCONTINENCE SMSF PTY LTD

ACN 603 922 032 Account No: 22 603922032



22 603922032

TOTAL DUE \$276.00
Immediately \$0.00
By 29 Mar 22 \$276.00

Payment options are listed on the back of this payment slip



Billers Code: 17301
Ref: 2296039220324



*814 129 0002296039220324 22

31500 - Bank Charges

2022 Financial Year

Preparer Jelly Cadiang

Reviewer Steven Lee

Status Completed

Account Code	Description	CY Balance	LY Balance	Change
31500	Bank Charges	\$236.00	\$264.00	(10.61)%
TOTAL		CY Balance	LY Balance	
		\$236.00	\$264.00	

Supporting Documents

- General Ledger [Report](#)

Standard Checklist

- Attach all source documentation
- Ensure all Transactions have been entered

Incontinence Superannuation Fund

General Ledger

As at 30 June 2022

Transaction Date	Description	Units	Debit	Credit	Balance \$
Bank Charges (31500)					
<u>Bank Charges (31500)</u>					
18/07/2021	ADMIN FEE		12.00		12.00 DR
31/07/2021	ACCOUNT-KEEPING FEE		10.00		22.00 DR
18/08/2021	ADMIN FEE		12.00		34.00 DR
31/08/2021	ACCOUNT-KEEPING FEE		10.00		44.00 DR
18/09/2021	ADMIN FEE		12.00		56.00 DR
30/09/2021	ACCOUNT-KEEPING FEE		10.00		66.00 DR
18/10/2021	LOAN ACCOUNT FEE		12.00		78.00 DR
30/10/2021	ACCOUNT-KEEPING FEE EFFECTIVE DATE 31OCT		10.00		88.00 DR
18/11/2021	LOAN ACCOUNT FEE		12.00		100.00 DR
30/11/2021	ACCOUNT-KEEPING FEE		10.00		110.00 DR
18/12/2021	LOAN ACCOUNT FEE		8.00		118.00 DR
31/12/2021	ACCOUNT-KEEPINGFEE		10.00		128.00 DR
18/01/2022	LOAN ACCOUNT FEE		8.00		136.00 DR
31/01/2022	ACCOUNT-KEEPINGI FEE		10.00		146.00 DR
18/02/2022	LOAN ACCOUNT FEE		8.00		154.00 DR
28/02/2022	ACCOUNT-KEEPING FEE		10.00		164.00 DR
18/03/2022	LOAN ACCOUNT FEE		8.00		172.00 DR
31/03/2022	ACCOUNT-KEEPING FEE		10.00		182.00 DR
18/04/2022	LOAN ACCOUNT FEE		8.00		190.00 DR
30/04/2022	ACCOUNT-KEEPINGFEE		10.00		200.00 DR
18/05/2022	LOAN ACCOUNT FEE		8.00		208.00 DR
31/05/2022	ACCOUNT-KEEPINGJ FEE		10.00		218.00 DR
18/06/2022	LOAN ACCOUNT FEE		8.00		226.00 DR
30/06/2022	ACCOUNT-KEEPING FEE		10.00		236.00 DR
			236.00		236.00 DR

Total Debits: 236.00

Total Credits: 0.00

41930 - Property Expenses - Agents Management Fees

2022 Financial Year

Preparer Jelly Cadiang

Reviewer Steven Lee

Status Completed

Account Code	Description	CY Balance	LY Balance	Change
SHYBINCONT	2/30 Henry Street Payneham SA 5070	\$1,922.57	\$1,784.68	7.73%
TOTAL		CY Balance	LY Balance	
		\$1,922.57	\$1,784.68	

Supporting Documents

○ General Ledger [Report](#)

Standard Checklist

- Attach Agent statements (either monthly or annual)
- Attach any other statements, notices or invoices

Incontinence Superannuation Fund

General Ledger

As at 30 June 2022

Transaction Date	Description	Units	Debit	Credit	Balance \$
Property Expenses - Agents Management Fees (41930)					
<u>2/30 Henry Street Payneham SA 5070 (SHYBINCONT)</u>					
30/06/2022	Gross up rent		1,584.88		1,584.88 DR
30/06/2022	Gross up rent		30.80		1,615.68 DR
30/06/2022	Gross up rent		24.12		1,639.80 DR
30/06/2022	Gross up rent		216.77		1,856.57 DR
30/06/2022	Gross up rent		66.00		1,922.57 DR
			1,922.57		1,922.57 DR

Total Debits: 1,922.57

Total Credits: 0.00

41960 - Property Expenses - Council Rates

2022 Financial Year

Preparer Jelly Cadiang

Reviewer Steven Lee

Status Completed

Account Code	Description	CY Balance	LY Balance	Change
SHYBINCONT	2/30 Henry Street Payneham SA 5070	\$1,098.45	\$1,049.95	4.62%
TOTAL		CY Balance	LY Balance	
		\$1,098.45	\$1,049.95	

Supporting Documents

○ General Ledger [Report](#)

Standard Checklist

- Attach Agent statements (either monthly or annual)
- Attach any other statements, notices or invoices

Incontinence Superannuation Fund

General Ledger

As at 30 June 2022

Transaction Date	Description	Units	Debit	Credit	Balance \$
Property Expenses - Council Rates (41960)					
<u>2/30 Henry Street Payneham SA 5070 (SHYBINCONT)</u>					
30/06/2022	Gross up rent		1,098.45		1,098.45 DR
			1,098.45		1,098.45 DR
Total Debits:	1,098.45				
Total Credits:	0.00				

42010 - Property Expenses - Interest on Loans

2022 Financial Year

Preparer Jelly Cadiang

Reviewer Steven Lee

Status Completed

Account Code	Description	CY Balance	LY Balance	Change
SHYBINCONT	2/30 Henry Street Payneham SA 5070	\$12,288.98	\$12,482.48	(1.55)%
TOTAL		CY Balance	LY Balance	
		\$12,288.98	\$12,482.48	

Supporting Documents

- General Ledger [Report](#)

Standard Checklist

- Attach Agent statements (either monthly or annual)
- Attach any other statements, notices or invoices

Incontinence Superannuation Fund

General Ledger

As at 30 June 2022

Transaction Date	Description	Units	Debit	Credit	Balance \$
Property Expenses - Interest on Loans (42010)					
<u>2/30 Henry Street Payneham SA 5070 (SHYBINCONT)</u>					
18/07/2021	INTEREST		1,015.39		1,015.39 DR
18/08/2021	INTEREST		1,047.46		2,062.85 DR
18/09/2021	INTEREST		1,045.84		3,108.69 DR
18/10/2021	INTEREST		1,010.53		4,119.22 DR
18/11/2021	INTEREST		1,042.41		5,161.63 DR
18/12/2021	INTEREST		1,007.19		6,168.82 DR
18/01/2022	INTEREST		1,038.95		7,207.77 DR
18/02/2022	INTEREST		1,037.29		8,245.06 DR
18/03/2022	INTEREST		935.40		9,180.46 DR
18/04/2022	INTEREST		1,033.44		10,213.90 DR
17/05/2022	INTEREST RATE CHANGE TO 6.12% PA 206,951.98 18 May 2022 INTEREST		1,001.31		11,215.21 DR
18/06/2022	INTEREST		1,073.77		12,288.98 DR
			12,288.98		12,288.98 DR

Total Debits: 12,288.98

Total Credits: 0.00

42060 - Property Expenses - Repairs Maintenance

2022 Financial Year

Preparer Jelly Cadiang

Reviewer Steven Lee

Status Completed

Account Code	Description	CY Balance	LY Balance	Change
SHYBINCONT	2/30 Henry Street Payneham SA 5070	\$99.00	\$76.00	30.26%
TOTAL		CY Balance	LY Balance	
		\$99.00	\$76.00	

Supporting Documents

○ General Ledger [Report](#)

Standard Checklist

- Attach Agent statements (either monthly or annual)
- Attach any other statements, notices or invoices

Incontinence Superannuation Fund

General Ledger

As at 30 June 2022

Transaction Date	Description	Units	Debit	Credit	Balance \$
Property Expenses - Repairs Maintenance (42060)					
<i>2/30 Henry Street Payneham SA 5070 (SHYBINCONT)</i>					
30/06/2022	Gross up rent		99.00		99.00 DR
			99.00		99.00 DR

Total Debits: 99.00

Total Credits: 0.00

42100 - Property Expenses - Strata Levy Fees

2022 Financial Year

Preparer Jelly Cadiang

Reviewer Steven Lee

Status Completed

Account Code	Description	CY Balance	LY Balance	Change
SHYBINCONT	2/30 Henry Street Payneham SA 5070	\$1,758.35	\$1,637.50	7.38%
TOTAL		CY Balance	LY Balance	
		\$1,758.35	\$1,637.50	

Supporting Documents

- General Ledger [Report](#)
- Untitled Extract Pages.pdf

Standard Checklist

- Attach Agent statements (either monthly or annual)
- Attach any other statements, notices or invoices

Incontinence Superannuation Fund

General Ledger

As at 30 June 2022

Transaction Date	Description	Units	Debit	Credit	Balance \$
Property Expenses - Strata Levy Fees (42100)					
<u>2/30 Henry Street Payneham SA 5070 (SHYBINCONT)</u>					
25/08/2021	TFR WDL BPAY INTERNET25AUG 16:59 TO REVSA - ESL 5068557817		108.35		108.35 DR
30/06/2022	Gross up rent		1,650.00		1,758.35 DR
			1,758.35		1,758.35 DR

Total Debits: 1,758.35

Total Credits: 0.00

NOTICE OF EMERGENCY SERVICES LEVY ASSESSMENT

ABN 19 040 349 865
Emergency Services Funding Act 1998

The Emergency Services Levy working for all South Australians

DATE OF ISSUE 09/08/2021	ASSESSMENT PERIOD 01/07/2021 to 30/06/2022	FOR LAND OWNED AS AT 01/07/2021	OWNERSHIP NUMBER 70977415
			DUE DATE 21/09/2021
			TOTAL AMOUNT DUE \$108.35

Pay by due date to avoid penalties

047-5092 (43506)
INCONTINENCE SMSF PTY LTD
41 SWALLOW AVE
MODBURY HEIGHTS SA 5092

To sign up to email billing or change your postal address, visit www.revenuesa.sa.gov.au/updatedetails

ASSESS. NO. TENANCY.	CAPITAL VALUE	X	ESL FACTORS	=	VARIABLE CHARGE	+	FIXED CHARGE	-	GENERAL REMISSIONS	-	CONCESSIONS/ REMISSIONS	+	ARREARS/ PAYMENTS	=	TOTAL
PROPERTY LOCATION	\$	AREA	LAND USE	LEVY RATE	\$	\$	\$	\$	\$	\$	\$	\$	\$	\$	\$
1902115020 2 / 30 HENRY ST / PAYNEHAM SA 5070 / UNIT 2	\$325,000	(R4) 1.0	(RE) 0.4	0.001338	\$173.90	\$50.00	\$115.55	\$0.00	\$0.00	\$0.00	\$0.00	\$0.00	\$0.00	\$108.35	\$108.35
														TOTAL AMOUNT DUE	\$108.35

REMISSIONS AND CONCESSIONS, INCLUDING THE IMPACT OF THE GOVERNMENT'S DECISION TO CUT ESL BILLS BY \$95.4 MILLION, TOTTALLING \$115.55 ARE REFLECTED ABOVE


Freedom Business
I 1161 9760
Receipt #
PAID @ 4:59pm
12/18/21



TO ARRANGE MONTHLY INSTALMENTS PLEASE VISIT WWW.REVENUESA.SA.GOV.AU/ESL PRIOR TO YOUR DUE DATE

ESLNX_0521

DETACH AND RETURN THE PAYMENT REMITTANCE ADVICE WITH YOUR PAYMENT



NOTICE OF EMERGENCY SERVICES LEVY ASSESSMENT

PREFERRED PAYMENT METHOD
See over for more payment options

iB PAY
Bill Code: 24257
Ref: 5068557817

Telephone & Internet Banking - BPAY®
Contact your bank or financial institution to make this payment from your cheque, savings, debit, credit card or transaction account. More info: www.bpay.com.au

© Registered to BPAY Pty Ltd ABN 69 079 137 518



*599 506855781700006

INCONTINENCE SMSF PTY LTD

PAYMENT REMITTANCE ADVICE

OWNERSHIP NUMBER 70977415
DUE DATE 21/09/2021
TOTAL AMOUNT DUE \$108.35

+50685578170021> +001571+ <0550685578> <0000010835> 1444+

42110 - Property Expenses - Sundry Expenses

2022 Financial Year

Preparer Jelly Cadiang

Reviewer Steven Lee

Status Completed

Account Code	Description	CY Balance	LY Balance	Change
SHYBINCONT	2/30 Henry Street Payneham SA 5070	\$143.00	\$264.70	(45.98)%
TOTAL		CY Balance	LY Balance	
		\$143.00	\$264.70	

Supporting Documents

- General Ledger [Report](#)

Standard Checklist

- Attach Agent statements (either monthly or annual)
- Attach any other statements, notices or invoices

Incontinence Superannuation Fund

General Ledger

As at 30 June 2022

Transaction Date	Description	Units	Debit	Credit	Balance \$
Property Expenses - Sundry Expenses (42110)					
<u>2/30 Henry Street Payneham SA 5070 (SHYBINCONT)</u>					
30/06/2022	Gross up rent		99.00		99.00 DR
30/06/2022	Gross up rent		44.00		143.00 DR
			143.00		143.00 DR

Total Debits: 143.00

Total Credits: 0.00

42150 - Property Expenses - Water Rates

2022 Financial Year

Preparer Jelly Cadiang

Reviewer Steven Lee

Status Completed

Account Code	Description	CY Balance	LY Balance	Change
SHYBINCONT	2/30 Henry Street Payneham SA 5070	\$568.40	\$562.20	1.1%
TOTAL		CY Balance	LY Balance	
		\$568.40	\$562.20	

Supporting Documents

○ General Ledger [Report](#)

Standard Checklist

- Attach Agent statements (either monthly or annual)
- Attach any other statements, notices or invoices

Incontinence Superannuation Fund

General Ledger

As at 30 June 2022

Transaction Date	Description	Units	Debit	Credit	Balance \$
Property Expenses - Water Rates (42150)					
<u>2/30 Henry Street Payneham SA 5070 (SHYBINCONT)</u>					
30/06/2022	Gross up rent		568.40		568.40 DR
			568.40		568.40 DR
Total Debits:	568.40				
Total Credits:	0.00				

48500 - Income Tax Expense

2022 Financial Year

Preparer Jelly Cadiang

Reviewer Steven Lee

Status Completed

Account Code	Description	CY Balance	LY Balance	Change
48500	Income Tax Expense	(\$38.38)	(\$51.64)	(25.68)%
TOTAL		CY Balance	LY Balance	
		(\$38.38)	(\$51.64)	

Supporting Documents

No supporting documents

49000 - Profit/Loss Allocation Account

2022 Financial Year

Preparer Jelly Cadiang

Reviewer Steven Lee

Status Completed

Account Code	Description	CY Balance	LY Balance	Change
49000	Profit/Loss Allocation Account	(\$197.71)	\$4,508.70	(104.39)%
TOTAL		CY Balance	LY Balance	
		(\$197.71)	\$4,508.70	

Supporting Documents

No supporting documents

50000 - Members

2022 Financial Year

Preparer Jelly Cadiang

Reviewer Steven Lee

Status Completed

Account Code	Description	Opening Balance	Contribution Income	Earnings	Member Payments	Tax & Fees	Closing Balance	Change
BRONAT00001A	Brook, Nathan John - Accumulation (Accumulation)	(\$117,134.66)		\$97.87			(\$117,036.79)	(0.08)%
EDWJAS00001A	Edwards, Jason Benjamin - Accumulation (Accumulation)	(\$39,116.22)		\$32.68			(\$39,083.54)	(0.08)%
GALRYA00001A	Galpin, Ryan James - Accumulation (Accumulation)	(\$80,396.97)		\$67.16			(\$80,329.81)	(0.08)%
TOTAL		Opening Balance	Contribution Income	Earnings	Member Payments	Tax & Fees	Closing Balance	
		(\$236,647.85)		\$197.71			(\$236,450.14)	

Supporting Documents

- Members Summary [Report](#)
- Members Statements [Report](#)

Standard Checklist

Attach copies of Members Statements

Incontinence Superannuation Fund

Members Statement

Ryan James Galpin
 41 Swallow Ave
 Modbury Heights, South Australia, 5092, Australia

Your Details

Date of Birth :	Provided	Nominated Beneficiaries:	N/A
Age:	39	Nomination Type:	N/A
Tax File Number:	Provided	Vested Benefits:	80,329.81
Date Joined Fund:	21/11/2010	Total Death Benefit:	80,329.81
Service Period Start Date:	24/11/1997	Current Salary:	0.00
Date Left Fund:		Previous Salary:	0.00
Member Code:	GALRYA00001A	Disability Benefit:	0.00
Account Start Date:	21/11/2010		
Account Phase:	Accumulation Phase		
Account Description:	Accumulation		

Your Balance

Total Benefits	80,329.81
<u>Preservation Components</u>	
Preserved	80,329.81
Unrestricted Non Preserved	
Restricted Non Preserved	
<u>Tax Components</u>	
Tax Free	623.22
Taxable	79,706.59

Your Detailed Account Summary

	This Year	Last Year
Opening balance at 01/07/2021	80,396.97	78,865.36
<u>Increases to Member account during the period</u>		
Employer Contributions		
Personal Contributions (Concessional)		
Personal Contributions (Non Concessional)		
Government Co-Contributions		
Other Contributions		
Proceeds of Insurance Policies		
Transfers In		
Net Earnings	(67.16)	1,531.61
Internal Transfer In		
<u>Decreases to Member account during the period</u>		
Pensions Paid		
Contributions Tax		
Income Tax		
No TFN Excess Contributions Tax		
Excess Contributions Tax		
Refund Excess Contributions		
Division 293 Tax		
Insurance Policy Premiums Paid		
Management Fees		
Member Expenses		
Benefits Paid/Transfers Out		
Superannuation Surcharge Tax		
Internal Transfer Out		
Closing balance at 30/06/2022	80,329.81	80,396.97

Incontinence Superannuation Fund

Members Statement

Trustee's Disclaimer

This statement has been prepared by the Trustee for the member whose name appears at the top of this statement. Every effort has been made by the Trustee to ensure the accuracy and completeness of this Statement. The Trustee does not accept any liability for any error, omission or misprint. All amounts shown in relation to benefits do not take into account any amounts which may be withheld to satisfy the requirements imposed by the Income Tax Assessment Act 1936.

Signed by all the trustees of the fund

Jason Benjamin Edwards
Trustee

Nathan John Brook
Trustee

Ryan James Galpin
Trustee

Incontinence Superannuation Fund

Members Statement

Nathan John Brook
 41 Swallow Ave
 Modbury Heights, South Australia, 5092, Australia

Your Details

Date of Birth :	Provided	Nominated Beneficiaries:	N/A
Age:	39	Nomination Type:	N/A
Tax File Number:	Provided	Vested Benefits:	117,036.79
Date Joined Fund:	21/11/2010	Total Death Benefit:	117,036.79
Service Period Start Date:	02/12/2001	Current Salary:	0.00
Date Left Fund:		Previous Salary:	0.00
Member Code:	BRONAT00001A	Disability Benefit:	0.00
Account Start Date:	21/11/2010		
Account Phase:	Accumulation Phase		
Account Description:	Accumulation		

Your Balance

Total Benefits	117,036.79
<u>Preservation Components</u>	
Preserved	117,036.79
Unrestricted Non Preserved	
Restricted Non Preserved	
<u>Tax Components</u>	
Tax Free	2,735.49
Taxable	114,301.30

Your Detailed Account Summary

	This Year	Last Year
Opening balance at 01/07/2021	117,134.66	114,902.86
<u>Increases to Member account during the period</u>		
Employer Contributions		
Personal Contributions (Concessional)		
Personal Contributions (Non Concessional)		
Government Co-Contributions		
Other Contributions		
Proceeds of Insurance Policies		
Transfers In		
Net Earnings	(97.87)	2,231.80
Internal Transfer In		
<u>Decreases to Member account during the period</u>		
Pensions Paid		
Contributions Tax		
Income Tax		
No TFN Excess Contributions Tax		
Excess Contributions Tax		
Refund Excess Contributions		
Division 293 Tax		
Insurance Policy Premiums Paid		
Management Fees		
Member Expenses		
Benefits Paid/Transfers Out		
Superannuation Surcharge Tax		
Internal Transfer Out		
Closing balance at 30/06/2022	117,036.79	117,134.66

Incontinence Superannuation Fund

Members Statement

Trustee's Disclaimer

This statement has been prepared by the Trustee for the member whose name appears at the top of this statement. Every effort has been made by the Trustee to ensure the accuracy and completeness of this Statement. The Trustee does not accept any liability for any error, omission or misprint. All amounts shown in relation to benefits do not take into account any amounts which may be withheld to satisfy the requirements imposed by the Income Tax Assessment Act 1936.

Signed by all the trustees of the fund

Jason Benjamin Edwards
Trustee

Nathan John Brook
Trustee

Ryan James Galpin
Trustee

Incontinence Superannuation Fund

Members Statement

Jason Benjamin Edwards
 41 Swallow Ave
 Modbury Heights, South Australia, 5092, Australia

Your Details

Date of Birth :	Provided	Nominated Beneficiaries:	N/A
Age:	39	Nomination Type:	N/A
Tax File Number:	Provided	Vested Benefits:	39,083.54
Date Joined Fund:	21/11/2010	Total Death Benefit:	39,083.54
Service Period Start Date:	01/06/1999	Current Salary:	0.00
Date Left Fund:		Previous Salary:	0.00
Member Code:	EDWJAS00001A	Disability Benefit:	0.00
Account Start Date:	21/11/2010		
Account Phase:	Accumulation Phase		
Account Description:	Accumulation		

Your Balance

Total Benefits	39,083.54
<u>Preservation Components</u>	
Preserved	39,083.54
Unrestricted Non Preserved	
Restricted Non Preserved	
<u>Tax Components</u>	
Tax Free	5,080.94
Taxable	34,002.60

Your Detailed Account Summary

	This Year	Last Year
Opening balance at 01/07/2021	39,116.22	38,370.93
<u>Increases to Member account during the period</u>		
Employer Contributions		
Personal Contributions (Concessional)		
Personal Contributions (Non Concessional)		
Government Co-Contributions		
Other Contributions		
Proceeds of Insurance Policies		
Transfers In		
Net Earnings	(32.68)	745.29
Internal Transfer In		
<u>Decreases to Member account during the period</u>		
Pensions Paid		
Contributions Tax		
Income Tax		
No TFN Excess Contributions Tax		
Excess Contributions Tax		
Refund Excess Contributions		
Division 293 Tax		
Insurance Policy Premiums Paid		
Management Fees		
Member Expenses		
Benefits Paid/Transfers Out		
Superannuation Surcharge Tax		
Internal Transfer Out		
Closing balance at 30/06/2022	39,083.54	39,116.22

Incontinence Superannuation Fund

Members Statement

Trustee's Disclaimer

This statement has been prepared by the Trustee for the member whose name appears at the top of this statement. Every effort has been made by the Trustee to ensure the accuracy and completeness of this Statement. The Trustee does not accept any liability for any error, omission or misprint. All amounts shown in relation to benefits do not take into account any amounts which may be withheld to satisfy the requirements imposed by the Income Tax Assessment Act 1936.

Signed by all the trustees of the fund

Jason Benjamin Edwards
Trustee

Nathan John Brook
Trustee

Ryan James Galpin
Trustee

Incontinence Superannuation Fund

Members Summary

As at 30 June 2022

Opening Balances	Increases				Decreases					Closing Balance	
	Contributions	Transfers In	Net Earnings	Insurance Proceeds	Pensions Paid	Contributions Tax	Taxes Paid	Benefits Paid/ Transfers Out	Insurance Premiums		Member Expenses
Ryan James Galpin (Age: 39)											
GALRYA00001A - Accumulation											
80,396.97			(67.16)								80,329.81
80,396.97			(67.16)								80,329.81
Nathan John Brook (Age: 39)											
BRONAT00001A - Accumulation											
117,134.66			(97.87)								117,036.79
117,134.66			(97.87)								117,036.79
Jason Benjamin Edwards (Age: 39)											
EDWJAS00001A - Accumulation											
39,116.22			(32.68)								39,083.54
39,116.22			(32.68)								39,083.54
236,647.85			(197.71)								236,450.14

60400 - Bank Accounts

2022 Financial Year

Preparer Jelly Cadiang

Reviewer Steven Lee

Status Completed

Account Code	Description	CY Balance	LY Balance	Change
ANZ208528293	ANZ Cash Investment Acct 2085-28293		\$1.54	100%
STG430515590	St. George Freedom Business 430515590	\$21,072.51	\$6,294.32	234.79%
STG474731163	St. George DIY Super Saver 474731163	\$0.02	\$0.02	0%
TOTAL		CY Balance	LY Balance	
		\$21,072.53	\$6,295.88	

Supporting Documents

- Bank Statement Report [Report](#)
- 2021-09-06.pdf [ANZ208528293](#)
- 2022-09-06.pdf [ANZ208528293](#)
- 2022-03-04.pdf [ANZ208528293](#)
- Bank_stats_STG_Freedom_590.pdf [STG430515590](#)
- Bank_stats_STG_DIY_163.pdf [STG474731163](#)
- InvestmentCashAccount-474731163-13Dec2022.pdf [STG474731163](#)

Standard Checklist

- Attach Copies of Bank Statements
- Attach copy of Bank Statement Report
- Ensure all Balances match Statement Balances at June 30
- Ensure all Transactions have been entered

Incontinence Superannuation Fund

Bank Statement Report

For The Period 01 July 2021 to 30 June 2022

Chart Code: 60400 / ANZ208528293

Account Name: ANZ Cash Investment Acct 2085-28293

BSB and Account Number: 012012 208528293

Opening Balance	-	Total Debits	+	Total Credits	=	Closing Balance	Data Feed Used
\$ 1.54		\$ 20,129.56		\$ 20,128.02		\$ 0.00	

Date	Description	Debit \$	Credit \$	Ledger Balance \$	Statement Balance \$	Variance \$
01/07/2021	Opening Balance			1.54		
13/07/2021	DIVIDEND FROM IOZ PAYMENT JUL21/00804871 [Amount Receivable]		34.61	36.15		
13/07/2021	DIVIDEND FROM 100 PAYMENT JUL21/00808716		126.05	162.20		
20/10/2021	DIVIDEND FROM IOZ PAYMENT OCT21/00804950 [System Matched Income Data]		81.15	243.35		
05/01/2022	DIVIDEND FROM 100 PAYMENT JAN22/00808717		88.59	331.94		
18/01/2022	DIVIDEND FROM IOZ PAYMENT JAN22/00804931 [System Matched Income Data]		24.81	356.75		
25/01/2022	TRANSFER FROM CMC MARKETS STOC C17753506		4,976.35	5,333.10		
25/01/2022	TRANSFER FROM CMC MARKETS STOC C17753469		14,796.46	20,129.56		
02/02/2022	CMC MARKETS STOC 19729539 [SHARE TRADE WITHDRAWAL TO CMC MARKETS STOC 19729538]	20,129.56		0.00		
30/06/2022	CLOSING BALANCE			0.00		
		<u>20,129.56</u>	<u>20,128.02</u>			

Incontinence Superannuation Fund Bank Statement Report

For The Period 01 July 2021 to 30 June 2022

Chart Code: 60400 / STG430515590
Account Name: St. George Freedom Business 430515590
BSB and Account Number: 114879 430515590

Opening Balance	-	Total Debits	+	Total Credits	=	Closing Balance	Data Feed Used
\$ 6,294.32		\$ 18,154.35		\$ 32,932.54		\$ 21,072.51	

Date	Description	Debit \$	Credit \$	Ledger Balance \$	Statement Balance \$	Variance \$
01/07/2021	Opening Balance			6,294.32		
19/07/2021	LOAN REPAYMENT S.511.0030904.00 [REPAYMT A/C TFR]	1,384.00		4,910.32		
29/07/2021	Harris RE Rental Harris RE		1,171.33	6,081.65		
31/07/2021	ACCOUNT-KEEPING FEE	10.00		6,071.65		
19/08/2021	LOAN REPAYMENT S.511.0030904.00 [REPAYMT A/C TFR]	1,384.00		4,687.65		
25/08/2021	TFR WDL BPAY INTERNET25AUG 16:59 TO REVSA - ESL 5068557817	108.35		4,579.30		
30/08/2021	Harris RE Rental Harris RE		974.41	5,553.71		
31/08/2021	ACCOUNT-KEEPING FEE	10.00		5,543.71		
20/09/2021	LOAN REPAYMENT S.511.0030904.00 EFFECTIVE DATE 19SEP [REPAYMT A/C TFR]	1,384.00		4,159.71		
29/09/2021	Harris RE Rental Harris RE		838.36	4,998.07		
30/09/2021	ACCOUNT-KEEPING FEE	10.00		4,988.07		
19/10/2021	LOAN REPAYMENT S.511.0030904.00 [REPAYMT A/C TFR]	1,384.00		3,604.07		
28/10/2021	Harris RE Rental Harris RE		1,048.13	4,652.20		
30/10/2021	ACCOUNT-KEEPING FEE EFFECTIVE DATE 31OCT	10.00		4,642.20		
19/11/2021	LOAN REPAYMENT S.511.0030904.00 [REPAYMT A/C TFR]	1,384.00		3,258.20		
29/11/2021	Harris RE Rental Harris RE		881.98	4,140.18		
30/11/2021	ACCOUNT-KEEPING FEE	10.00		4,130.18		

Incontinence Superannuation Fund

Bank Statement Report

For The Period 01 July 2021 to 30 June 2022

Date	Description	Debit \$	Credit \$	Ledger Balance \$	Statement Balance \$	Variance \$
20/12/2021	LOAN REPAYMENT S.511.0030904.00 EFFECTIVE DATE 19DEC [REPAYMT A/C TFR]	1,380.00		2,750.18		
30/12/2021	Harris RE Rental Harris RE		838.36	3,588.54		
31/12/2021	ACCOUNT-KEEPINGFEE	10.00		3,578.54		
19/01/2022	LOAN REPAYMENT S.511.0030904.00 [REPAYMT A/C TFR]	1,380.00		2,198.54		
28/01/2022	Harris RE Rental Harris RE		1,800.61	3,999.15		
31/01/2022	ACCOUNT-KEEPINGI FEE	10.00		3,989.15		
02/02/2022	CMC MARKETS STOC 19729539 [SHARE TRADE WITHDRAWAL TO CMC MARKETS STOC 19729538]		20,129.56	24,118.71		
19/02/2022	LOAN REPAYMENT S.511.0030904.00 [REPAYMT A/C TFR]	1,380.00		22,738.71		
25/02/2022	Harris RE Rental Harris RE		976.86	23,715.57		
28/02/2022	ACCOUNT-KEEPING FEE	10.00		23,705.57		
02/03/2022	TFR WDL BPAY INTERNETO2MAR 16:56 TO ASIC 2296039220324	276.00		23,429.57		
19/03/2022	LOAN REPAYMENT S.511.0030904.00 [REPAYMT A/C TFR]	1,380.00		22,049.57		
30/03/2022	Harris RE Rental Harris RE		715.16	22,764.73		
31/03/2022	ACCOUNT-KEEPING FEE	10.00		22,754.73		
09/04/2022	OSKO WITHDRAWAL 08APR 23:26 Incontinence Superannua Superhelp Austra	535.00		22,219.73		
09/04/2022	OSKO WITHDRAWAL 08APR 23:28 Incontinence SMSF 2021 Superhelp Austral	535.00		21,684.73		
19/04/2022	LOAN REPAYMENT S.511.0030904.00 [REPAYMT A/C TFR]	1,380.00		20,304.73		
28/04/2022	Harris RE Rental Harris RE		1,171.33	21,476.06		
30/04/2022	ACCOUNT-KEEPINGFEE	10.00		21,466.06		
19/05/2022	LOAN REPAYMENT S.511.0030904.00 [REPAYMT A/C TFR]	1,380.00		20,086.06		
30/05/2022	Harris RE Rental Harris RE		976.86	21,062.92		

Incontinence Superannuation Fund

Bank Statement Report

For The Period 01 July 2021 to 30 June 2022

Date	Description	Debit \$	Credit \$	Ledger Balance \$	Statement Balance \$	Variance \$
31/05/2022	ACCOUNT-KEEPING] FEE	10.00		21,052.92		
20/06/2022	LOAN REPAYMENT S.511.0030904.00 EFFECTIVE DATE 19JUN [REPAYMT A/C TFR]	1,380.00		19,672.92		
30/06/2022	Harris RE Rental Harris RE		1,409.59	21,082.51		
30/06/2022	ACCOUNT-KEEPING FEE	10.00		21,072.51		
30/06/2022	CLOSING BALANCE			21,072.51		
		<u>18,154.35</u>	<u>32,932.54</u>			

Incontinence Superannuation Fund
Bank Statement Report

For The Period 01 July 2021 to 30 June 2022

Chart Code: 60400 / STG474731163

Account Name: St. George DIY Super Saver 474731163

BSB and Account Number: 114879 474731163

Opening Balance	-	Total Debits	+	Total Credits	=	Closing Balance	Data Feed Used
\$ 0.02						\$ 0.02	

Date	Description	Debit	Credit	Ledger Balance	Statement Balance	Variance
		\$	\$	\$	\$	\$
01/07/2021	Opening Balance			0.02		
30/06/2022	CLOSING BALANCE			0.02		

Incontinence Superannuation Fund

Bank Statement Report

For The Period 01 July 2021 to 30 June 2022

Chart Code: 85500 / SHYBINCONT

Account Name: 2/30 Henry Street Payneham SA 5070

BSB and Account Number:

Opening Balance	-	Total Debits	+	Total Credits	=	Closing Balance	Data Feed Used
\$ (210,458.08)		\$ 12,404.98		\$ 16,580.00		\$ (206,283.06)	

Date	Description	Debit \$	Credit \$	Ledger Balance \$	Statement Balance \$	Variance \$
01/07/2021	Opening Balance			(210,458.08)		
18/07/2021	INTEREST	1,015.39		(211,473.47)		
18/07/2021	ADMIN FEE	12.00		(211,485.47)		
19/07/2021	LOAN REPAYMENT S.511.0030904.00 [REPAYMT A/C TFR]		1,384.00	(210,101.47)		
18/08/2021	INTEREST	1,047.46		(211,148.93)		
18/08/2021	ADMIN FEE	12.00		(211,160.93)		
19/08/2021	LOAN REPAYMENT S.511.0030904.00 [REPAYMT A/C TFR]		1,384.00	(209,776.93)		
18/09/2021	INTEREST	1,045.84		(210,822.77)		
18/09/2021	ADMIN FEE	12.00		(210,834.77)		
20/09/2021	LOAN REPAYMENT S.511.0030904.00 EFFECTIVE DATE 19SEP [REPAYMT A/C TFR]		1,384.00	(209,450.77)		
18/10/2021	INTEREST	1,010.53		(210,461.30)		
18/10/2021	LOAN ACCOUNT FEE	12.00		(210,473.30)		
19/10/2021	LOAN REPAYMENT S.511.0030904.00 [REPAYMT A/C TFR]		1,384.00	(209,089.30)		
18/11/2021	INTEREST	1,042.41		(210,131.71)		
18/11/2021	LOAN ACCOUNT FEE	12.00		(210,143.71)		
19/11/2021	LOAN REPAYMENT S.511.0030904.00 [REPAYMT A/C TFR]		1,384.00	(208,759.71)		
18/12/2021	INTEREST	1,007.19		(209,766.90)		

Incontinence Superannuation Fund
Bank Statement Report

For The Period 01 July 2021 to 30 June 2022

Date	Description	Debit \$	Credit \$	Ledger Balance \$	Statement Balance \$	Variance \$
18/12/2021	LOAN ACCOUNT FEE	8.00		(209,774.90)		
20/12/2021	LOAN REPAYMENT S.511.0030904.00 EFFECTIVE DATE 19DEC [REPAYMT A/C TFR]		1,380.00	(208,394.90)		
18/01/2022	INTEREST	1,038.95		(209,433.85)		
18/01/2022	LOAN ACCOUNT FEE	8.00		(209,441.85)		
19/01/2022	LOAN REPAYMENT S.511.0030904.00 [REPAYMT A/C TFR]		1,380.00	(208,061.85)		
18/02/2022	INTEREST	1,037.29		(209,099.14)		
18/02/2022	LOAN ACCOUNT FEE	8.00		(209,107.14)		
19/02/2022	LOAN REPAYMENT S.511.0030904.00 [REPAYMT A/C TFR]		1,380.00	(207,727.14)		
18/03/2022	INTEREST	935.40		(208,662.54)		
18/03/2022	LOAN ACCOUNT FEE	8.00		(208,670.54)		
19/03/2022	LOAN REPAYMENT S.511.0030904.00 [REPAYMT A/C TFR]		1,380.00	(207,290.54)		
18/04/2022	INTEREST	1,033.44		(208,323.98)		
18/04/2022	LOAN ACCOUNT FEE	8.00		(208,331.98)		
19/04/2022	LOAN REPAYMENT S.511.0030904.00 [REPAYMT A/C TFR]		1,380.00	(206,951.98)		
17/05/2022	INTEREST RATE CHANGE TO 6.12% PA 206,951.98 18 May 2022 INTEREST	1,001.31		(207,953.29)		
18/05/2022	LOAN ACCOUNT FEE	8.00		(207,961.29)		
19/05/2022	LOAN REPAYMENT S.511.0030904.00 [REPAYMT A/C TFR]		1,380.00	(206,581.29)		
18/06/2022	INTEREST	1,073.77		(207,655.06)		
18/06/2022	LOAN ACCOUNT FEE	8.00		(207,663.06)		
20/06/2022	LOAN REPAYMENT S.511.0030904.00 EFFECTIVE DATE 19JUN [REPAYMT A/C TFR]		1,380.00	(206,283.06)		
30/06/2022	CLOSING BALANCE			(206,283.06)		
		<u>12,404.98</u>	<u>16,580.00</u>			



ANZ CASH INVESTMENT ACCT STATEMENT

STATEMENT NUMBER 16

05 MARCH 2021 TO 06 SEPTEMBER 2021

MR NATHAN JOHN BROOK
MR RYAN JAMES GALPIN
41 SWALLOW AVE
MODBURY HEIGHTS SA 5092

WELCOME TO YOUR ANZ ACCOUNT AT A GLANCE

Account Details

SHARE INVESTING LIMITED
INCONTINENCE S/F

Branch Number (BSB)

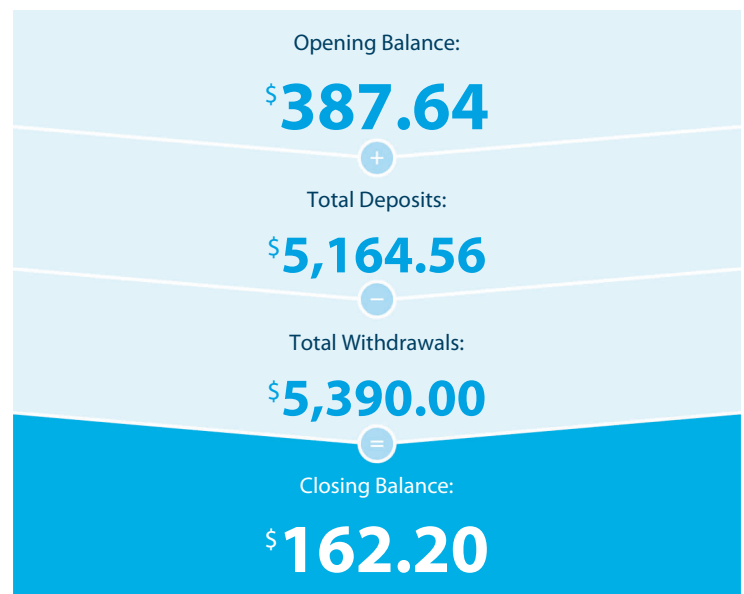
012-012

Account Number

2085-28293

Account Descriptor

TRUST ACCOUNT



NEED TO GET IN TOUCH?



ANZ Internet Banking
anz.com

OR



Enquiries: 133350
Lost/Stolen Cards: 1800 033 844

ANZ CASH INVESTMENT ACCT STATEMENT

Account Number 2085-28293

Transaction Details

Please retain this statement for taxation purposes

Date	Transaction Details	Withdrawals (\$)	Deposits (\$)	Balance (\$)
2021				
05 MAR	OPENING BALANCE			387.64
31 MAR	CREDIT INTEREST PAID		0.01	387.65
19 APR	DIVIDEND FROM IOZ PAYMENT APR21/00804842		63.41	451.06
27 MAY	SHARE TRADE WITHDRAWAL TO CMC MARKETS STOC 16229832	450.00		1.06
10 JUN	TRANSFER FROM CMC MARKETS STOC C14949090		2,437.05	2,438.11
10 JUN	TRANSFER FROM CMC MARKETS STOC C14949079		2,503.41	4,941.52
18 JUN	SHARE TRADE WITHDRAWAL TO CMC MARKETS STOC 16497500	4,940.00		1.52
30 JUN	CREDIT INTEREST PAID		0.02	1.54
13 JUL	DIVIDEND FROM IOZ PAYMENT JUL21/00804871		34.61	36.15
13 JUL	DIVIDEND FROM IOO PAYMENT JUL21/00808716		126.05	162.20
	TOTALS AT END OF PAGE	\$5,390.00	\$5,164.56	
	TOTALS AT END OF PERIOD	\$5,390.00	\$5,164.56	\$162.20

This Statement Includes

Interest earned on deposits	\$0.03
-----------------------------	--------

Yearly Summary

Previous Year to 30/06/2021 (\$)

Interest earned on deposits	0.04
-----------------------------	------

Fee Summary

Fees Charged for period: 01 MAY 2021 to 31 MAY 2021

Summary of ANZ Transaction Fees	Transactions		Fee Per Transaction (\$)	Total Charge (\$)
	Total	Free Additional		
Transaction Fees				
EFTPOS/PHONE BANKING WDL	1.00	1.00	0.50	0.00
Total Transaction Fees Charged				\$0.00

Please note: Overseas transaction fees, overseas ATM fees and non ANZ ATM operator fees not included

ANZ CASH INVESTMENT ACCT STATEMENT

Account Number 2085-28293

Fees Charged for period: 01 JUN 2021 to 30 JUN 2021

Summary of ANZ Transaction Fees

	Transactions		Fee Per	Total
	Total	Free	Transaction (\$)	Charge (\$)
Transaction Fees				
EFTPOS/PHONE BANKING WDL	1.00	1.00	0.50	0.00
Total Transaction Fees Charged				\$0.00

Please note: Overseas transaction fees, overseas ATM fees and non ANZ ATM operator fees not included

Please note: Your fee cycle may not always reconcile with your statement cycle. This statement date ends on 06/09/21 and the monthly fee cycle, as appears above, ended on 30/06/21.

No transaction fees* for ANZ cardholders across the new atm by Armaguard network

As an ANZ cardholder you can withdraw cash or make a balance enquiry, with no transaction fee* at any atm by Armaguard ATM.

*Terms and conditions apply.

Visit www.anz.com.au/ways-to-bank/atms for further detail and terms and conditions.

IMPORTANT INFORMATION

PLEASE CHECK THE ENTRIES AND CALL 13 13 14 REGARDING ANY ERRORS ON THIS STATEMENT.

All entries generated are subject to authorisation and verification and if necessary, adjustments will appear on a later statement.

If you have a complaint or unresolved issue with ANZ's product or service please call our National Feedback Line **1800 805 154** and advise us. Further information in relation to ANZ's dispute resolution process and this product (including details of benefits or fees and charges) is available on request and you can access this information by reviewing the Terms and Conditions, and Fees and Charges brochures which can be found at www.anz.com or by calling **13 13 14**.



ANZ CASH INVESTMENT ACCT STATEMENT

STATEMENT NUMBER 18

04 MARCH 2022 TO 06 SEPTEMBER 2022

MR NATHAN JOHN BROOK
MR RYAN JAMES GALPIN
41 SWALLOW AVE
MODBURY HEIGHTS SA 5092

WELCOME TO YOUR ANZ ACCOUNT AT A GLANCE

Account Details


INCONTINENCE S/F

Branch Number (BSB)

012-012

Account Number

2085-28293



NEED TO GET IN TOUCH?



ANZ Internet Banking
anz.com

OR



Enquiries: 133350
Lost/Stolen Cards: 1800 033 844

ANZ CASH INVESTMENT ACCT STATEMENT

Account Number 2085-28293

Transaction Details

Please retain this statement for taxation purposes

Date	Transaction Details	Withdrawals (\$)	Deposits (\$)	Balance (\$)
2022				
04 MAR	OPENING BALANCE			0.00
	TOTALS AT END OF PAGE	\$0.00	\$0.00	
	TOTALS AT END OF PERIOD	\$0.00	\$0.00	\$0.00

IMPORTANT INFORMATION

PLEASE CHECK THE ENTRIES AND CALL 13 13 14 REGARDING ANY ERRORS ON THIS STATEMENT.

All entries generated are subject to authorisation and verification, and if necessary, adjustments will appear on a later statement.

Further information in relation to this product (including details of benefits or fees and charges) is available on request and you can access this information by reviewing the Terms and Conditions, and Fees and Charges brochures which can be found at anz.com or by calling **13 13 14**.

If you have a complaint about an ANZ product or service, please contact us and we will try to resolve the issue as quickly as possible. Our customer complaints guide is available at <https://www.anz.com.au/support/contact-us/compliments-suggestions-complaints/>, alternatively you may wish to:

- Call us:**
- General enquiries **13 13 14**
 - If you're overseas **+61 3 9683 9999**
 - ANZ Complaint Resolution Team on **1800 805 154**
 - If you're deaf, hard of hearing and/or have a speech impairment, call **133 677** or visit the **National Relay Service** at: <https://nrschat.nrscall.gov.au/nrs/internetrelay>

- Write to us:** ANZ Complaint Resolution Team
Locked Bag 4050,
South Melbourne VIC 3205
or **ANZ online complaints form:**
<https://www.anz.com.au/support/contact-us/compliments-suggestions-complaints/feedback/>

- Visit us:** At your nearest ANZ branch.
If you have a Relationship Manager, please feel free to contact them.

If an issue has not been resolved to your satisfaction, you can lodge a complaint with the Australian Financial Complaints Authority (AFCA). AFCA provides fair and independent financial services complaint resolution that is free to consumers.

- Call:** **1800 931 678** (free call within Australia), or **+61 1800 931 678** (International)
- Write to:** **Australian Financial Complaints Authority Limited**
GPO Box 3,
Melbourne VIC 3001
- Online:** Email: info@afca.org.au
Web: www.afca.org.au



ANZ CASH INVESTMENT ACCT STATEMENT

STATEMENT NUMBER 17
06 SEPTEMBER 2021 TO 04 MARCH 2022

MR NATHAN JOHN BROOK
MR RYAN JAMES GALPIN
41 SWALLOW AVE
MODBURY HEIGHTS SA 5092

WELCOME TO YOUR ANZ ACCOUNT AT A GLANCE

Account Details

SHARE INVESTING LIMITED
INCONTINENCE S/F

Branch Number (BSB)

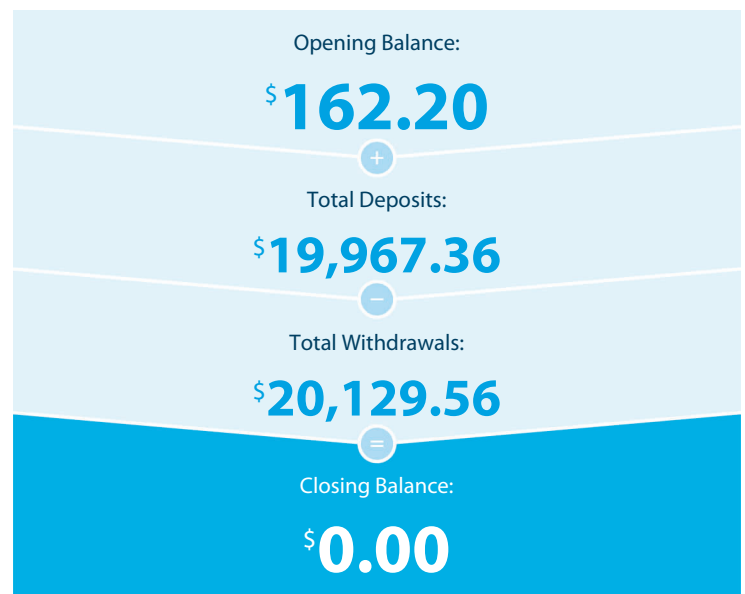
012-012

Account Number

2085-28293

Account Descriptor

TRUST ACCOUNT



NEED TO GET IN TOUCH?



ANZ Internet Banking
anz.com

OR



Enquiries: 133350
Lost/Stolen Cards: 1800 033 844

ANZ CASH INVESTMENT ACCT STATEMENT

Account Number 2085-28293

Transaction Details

Please retain this statement for taxation purposes

Date	Transaction Details	Withdrawals (\$)	Deposits (\$)	Balance (\$)
2021				
06 SEP	OPENING BALANCE			162.20
20 OCT	DIVIDEND FROM IOZ PAYMENT OCT21/00804950		81.15	243.35
2022				
05 JAN	DIVIDEND FROM IOO PAYMENT JAN22/00808717		88.59	331.94
18 JAN	DIVIDEND FROM IOZ PAYMENT JAN22/00804931		24.81	356.75
25 JAN	TRANSFER FROM CMC MARKETS STOC C17753506		4,976.35	5,333.10
25 JAN	TRANSFER FROM CMC MARKETS STOC C17753469		14,796.46	20,129.56
02 FEB	SHARE TRADE WITHDRAWAL TO CMC MARKETS STOC 19729538	20,129.56		
	TOTALS AT END OF PAGE	\$20,129.56	\$19,967.36	
	TOTALS AT END OF PERIOD	\$20,129.56	\$19,967.36	\$0.00

ANZ CASH INVESTMENT ACCT STATEMENT

Account Number 2085-28293

IMPORTANT INFORMATION

PLEASE CHECK THE ENTRIES AND CALL 13 13 14 REGARDING ANY ERRORS ON THIS STATEMENT.

All entries generated are subject to authorisation and verification, and if necessary, adjustments will appear on a later statement.

Further information in relation to this product (including details of benefits or fees and charges) is available on request and you can access this information by reviewing the Terms and Conditions, and Fees and Charges brochures which can be found at anz.com or by calling **13 13 14**.

If you have a complaint about an ANZ product or service, please contact us and we will try to resolve the issue as quickly as possible. Our customer complaints guide is available at <https://www.anz.com.au/support/contact-us/compliments-suggestions-complaints/>, alternatively you may wish to:

- Call**
- General enquiries **13 13 14**
- us:**
- If you're overseas **+61 3 9683 9999**
 - ANZ Complaint Resolution Team on **1800 805 154**
 - If you're deaf, hard of hearing and/or have a speech impairment, call **133 677** or visit the **National Relay Service** at:
<https://nrschat.nrscall.gov.au/nrs/internetrelay>

Write ANZ Complaint Resolution Team
to us: Locked Bag 4050,
South Melbourne VIC 3205
or **ANZ online complaints form:**
<https://www.anz.com.au/support/contact-us/compliments-suggestions-complaints/feedback/>

Visit At your nearest ANZ branch.
us: If you have a Relationship Manager, please feel free to contact them.

If an issue has not been resolved to your satisfaction, you can lodge a complaint with the Australian Financial Complaints Authority (**AFCA**). AFCA provides fair and independent financial services complaint resolution that is free to consumers.

Call: **1800 931 678** (free call within Australia), or **+61 1800 931 678** (International)
Online: Email: info@afca.org.au
Web: www.afca.org.au

Write Australian Financial Complaints Authority Limited
to: GPO Box 3,
Melbourne VIC 3001

Statement of Account

FREEDOM BUSINESS

Customer Enquiries 133 800
 8am-8pm (EST), Mon-Sat
BSB Number 114-879
Account Number 430515590
Statement Period 12/06/2021 to 11/07/2021
Statement No. 121(page 1 of 2)

J EDWARDS N BROOK R GALPIN ATF
 THE INCONTINENCE SUPERANNUATION FUND

Account Summary

Opening Balance		Total Credits		Total Debits		Closing Balance
1,320.92	+	6,367.40	-	1,394.00	=	6,294.32

Transaction Details

Date	Transaction Description	Debit	Credit	Balance \$
12 JUN	OPENING BALANCE			1,320.92
18 JUN	CMC MARKETS STOC 16497501		4,940.00	6,260.92
19 JUN	LOAN REPAYMENT S.511.0030904.00	1,384.00		4,876.92
30 JUN	Harris RE Rental Harris RE		1,427.40	6,304.32
30 JUN	ACCOUNT-KEEPING FEE	10.00		6,294.32
11 JUL	CLOSING BALANCE			6,294.32

Interest Details

	Credit Interest	Debit Interest
Year to Date	\$0.00	\$0.00
Previous Year	\$0.00	\$0.00

Information

- Please check all entries on this statement and inform the Bank promptly of any error or unauthorised transaction.
- If your card is lost or stolen, please call us immediately on 1800 028 208.
- This statement should be retained for taxation purposes.
- When enquiring about the "termination value" of your account, you can visit your nearest branch or call 1300 658 120 and say "existing account".
- To contact us to make suggestions, compliments or find out more about our products and services, please call the customer enquiries number on this statement. This service may also be used to address and resolve complaints.

Account Number 430515590
Statement Period 12/06/2021 to 11/07/2021
Statement No. 121(page 2 of 2)

Summary of Transaction Fees 01/06/2021 TO 30/06/2021

Transaction Type	Total Trans	Free	Charged	Rate \$	Total \$
Phone Banking Credits	0	0	0	0.00	0.00
Phone Banking Debits	0	0	0	0.00	0.00
Internet/Business Banking Online Credits	0	0	0	0.00	0.00
Internet/Business Banking Online Debits	0	0	0	0.00	0.00
EFTPOS Credits	0	0	0	0.00	0.00
EFTPOS Debits	0	0	0	0.00	0.00
Cheque Clearing Credits	0	0	0	0.50	0.00
Cheque Clearing Debits	0	0	0	0.50	0.00
Over The Counter Credits	0	0	0	1.00	0.00
Over The Counter Debits	0	0	0	1.00	0.00
St.George/BankSA/BankMelbourne ATM Credits	0	0	0	0.00	0.00
St.George/BankSA/BankMelbourne/Westpac ATM Debits	0	0	0	0.00	0.00
Bank@Post Credits	0	0	0	0.00	0.00
Bank@Post Debits	0	0	0	0.00	0.00
Agency Credits	0	0	0	0.00	0.00
Agency Debits	0	0	0	0.00	0.00
Direct Credits	2	2	0	0.00	0.00
Direct Debits	0	0	0	0.00	0.00
Overseas Withdrawal	0	0	0	5.00	0.00
VISA Debit Credits	0	0	0	0.00	0.00
VISA Debit Debits	0	0	0	0.00	0.00
Collection Items (Chq/Merchant Envelopes)	0	0	0	0.50	0.00
St.George/BankSA/BankMelb ATM Mini Trans. History	0	0	0	0.00	0.00
Periodical Payments	0	0	0	0.00	0.00
Account-keeping Fee					10.00
SUB TOTAL	2	2	0		10.00
FEE REBATE					0.00
TOTALS	2	2	0		10.00

At the time of this statement, there is a flat monthly Account-keeping fee on this account. Only branch, cheque and electronic agency transactions incur fees once the monthly fee free transaction allowance is exceeded.

Summary of Transaction Fees for O/B ATM Inquiries/Withdrawals transactions JUN - NIL

Remember, if you have a card, always keep your passcode (PIN) secret - don't tell anyone or let them see it. Never write your passcode on your card or on anything that could be lost or stolen. If you do need to record a reminder, you must make every effort to disguise it. You may be liable for losses if you don't protect your passcode.

To help you learn how you can protect your card against unauthorised transactions, you can find more information at stgeorge.com.au/dispute

Statement of Account

FREEDOM BUSINESS

Customer Enquiries 133 800
 8am-8pm (EST), Mon-Sat
BSB Number 114-879
Account Number 430515590
Statement Period 12/07/2021 to 11/08/2021
Statement No. 122(page 1 of 2)

J EDWARDS N BROOK R GALPIN ATF
 THE INCONTINENCE SUPERANNUATION FUND

Account Summary

Opening Balance		Total Credits		Total Debits		Closing Balance
6,294.32	+	1,171.33	-	1,394.00	=	6,071.65

Transaction Details

Date	Transaction Description	Debit	Credit	Balance \$
12 JUL	OPENING BALANCE			6,294.32
19 JUL	LOAN REPAYMENT S.511.0030904.00	1,384.00		4,910.32
29 JUL	Harris RE Rental Harris RE		1,171.33	6,081.65
31 JUL	ACCOUNT-KEEPING FEE	10.00		6,071.65
11 AUG	CLOSING BALANCE			6,071.65

Interest Details

	Credit Interest	Debit Interest
Year to Date	\$0.00	\$0.00
Previous Year	\$0.00	\$0.00

Information

- Please check all entries on this statement and inform the Bank promptly of any error or unauthorised transaction.
- If your card is lost or stolen, please call us immediately on 1800 028 208.
- This statement should be retained for taxation purposes.
- When enquiring about the "termination value" of your account, you can visit your nearest branch or call 1300 658 120 and say "existing account".
- To contact us to make suggestions, compliments or find out more about our products and services, please call the customer enquiries number on this statement. This service may also be used to address and resolve complaints.

Account Number 430515590
Statement Period 12/07/2021 to 11/08/2021
Statement No. 122(page 2 of 2)

Summary of Transaction Fees 01/07/2021 TO 31/07/2021

Transaction Type	Total Trans	Free	Charged	Rate \$	Total \$
Phone Banking Credits	0	0	0	0.00	0.00
Phone Banking Debits	0	0	0	0.00	0.00
Internet/Business Banking Online Credits	0	0	0	0.00	0.00
Internet/Business Banking Online Debits	0	0	0	0.00	0.00
EFTPOS Credits	0	0	0	0.00	0.00
EFTPOS Debits	0	0	0	0.00	0.00
Cheque Clearing Credits	0	0	0	0.50	0.00
Cheque Clearing Debits	0	0	0	0.50	0.00
Over The Counter Credits	0	0	0	1.00	0.00
Over The Counter Debits	0	0	0	1.00	0.00
St.George/BankSA/BankMelbourne ATM Credits	0	0	0	0.00	0.00
St.George/BankSA/BankMelbourne/Westpac ATM Debits	0	0	0	0.00	0.00
Bank@Post Credits	0	0	0	0.00	0.00
Bank@Post Debits	0	0	0	0.00	0.00
Agency Credits	0	0	0	0.00	0.00
Agency Debits	0	0	0	0.00	0.00
Direct Credits	1	1	0	0.00	0.00
Direct Debits	0	0	0	0.00	0.00
Overseas Withdrawal	0	0	0	5.00	0.00
VISA Debit Credits	0	0	0	0.00	0.00
VISA Debit Debits	0	0	0	0.00	0.00
Collection Items (Chq/Merchant Envelopes)	0	0	0	0.50	0.00
St.George/BankSA/BankMelb ATM Mini Trans. History	0	0	0	0.00	0.00
Periodical Payments	0	0	0	0.00	0.00
Account-keeping Fee					10.00
SUB TOTAL	1	1	0		10.00
FEE REBATE					0.00
TOTALS	1	1	0		10.00

At the time of this statement, there is a flat monthly Account-keeping fee on this account. Only branch, cheque and electronic agency transactions incur fees once the monthly fee free transaction allowance is exceeded.

Summary of Transaction Fees for O/B ATM Inquiries/Withdrawals transactions JUL - NIL

Remember, if you have a card, always keep your passcode (PIN) secret - don't tell anyone or let them see it. Never write your passcode on your card or on anything that could be lost or stolen. If you do need to record a reminder, you must make every effort to disguise it. You may be liable for losses if you don't protect your passcode.

To help you learn how you can protect your card against unauthorised transactions, you can find more information at stgeorge.com.au/dispute

Statement of Account

FREEDOM BUSINESS

Customer Enquiries 133 800
 8am-8pm (EST), Mon-Sat
BSB Number 114-879
Account Number 430515590
Statement Period 12/08/2021 to 11/09/2021
Statement No. 123(page 1 of 2)

J EDWARDS N BROOK R GALPIN ATF
 THE INCONTINENCE SUPERANNUATION FUND

Account Summary

Opening Balance		Total Credits		Total Debits		Closing Balance
6,071.65	+	974.41	-	1,502.35	=	5,543.71

Transaction Details

Date	Transaction Description	Debit	Credit	Balance \$
12 AUG	<i>OPENING BALANCE</i>			6,071.65
19 AUG	LOAN REPAYMENT S.511.0030904.00	1,384.00		4,687.65
25 AUG	TFR WDL BPAY INTERNET25AUG 16:59 TO REVSA - ESL 5068557817	108.35		4,579.30
30 AUG	Harris RE Rental Harris RE		974.41	5,553.71
31 AUG	ACCOUNT-KEEPING FEE	10.00		5,543.71
11 SEP	<i>CLOSING BALANCE</i>			5,543.71

Interest Details

	Credit Interest	Debit Interest
Year to Date	\$0.00	\$0.00
Previous Year	\$0.00	\$0.00

Information

- Please check all entries on this statement and inform the Bank promptly of any error or unauthorised transaction.
- If your card is lost or stolen, please call us immediately on 1800 028 208.
- This statement should be retained for taxation purposes.
- When enquiring about the "termination value" of your account, you can visit your nearest branch or call 1300 658 120 and say "existing account".
- To contact us to make suggestions, compliments or find out more about our products and services, please call the customer enquiries number on this statement. This service may also be used to address and resolve complaints.

Account Number 430515590
Statement Period 12/08/2021 to 11/09/2021
Statement No. 123(page 2 of 2)

Summary of Transaction Fees 01/08/2021 TO 31/08/2021

Transaction Type	Total Trans	Free	Charged	Rate \$	Total \$
Phone Banking Credits	0	0	0	0.00	0.00
Phone Banking Debits	0	0	0	0.00	0.00
Internet/Business Banking Online Credits	0	0	0	0.00	0.00
Internet/Business Banking Online Debits	1	1	0	0.00	0.00
EFTPOS Credits	0	0	0	0.00	0.00
EFTPOS Debits	0	0	0	0.00	0.00
Cheque Clearing Credits	0	0	0	0.50	0.00
Cheque Clearing Debits	0	0	0	0.50	0.00
Over The Counter Credits	0	0	0	1.00	0.00
Over The Counter Debits	0	0	0	1.00	0.00
St.George/BankSA/BankMelbourne ATM Credits	0	0	0	0.00	0.00
St.George/BankSA/BankMelbourne/Westpac ATM Debits	0	0	0	0.00	0.00
Bank@Post Credits	0	0	0	0.00	0.00
Bank@Post Debits	0	0	0	0.00	0.00
Agency Credits	0	0	0	0.00	0.00
Agency Debits	0	0	0	0.00	0.00
Direct Credits	1	1	0	0.00	0.00
Direct Debits	0	0	0	0.00	0.00
Overseas Withdrawal	0	0	0	5.00	0.00
VISA Debit Credits	0	0	0	0.00	0.00
VISA Debit Debits	0	0	0	0.00	0.00
Collection Items (Chq/Merchant Envelopes)	0	0	0	0.50	0.00
St.George/BankSA/BankMelb ATM Mini Trans. History	0	0	0	0.00	0.00
Periodical Payments	0	0	0	0.00	0.00
Account-keeping Fee					10.00
SUB TOTAL	2	2	0		10.00
FEE REBATE					0.00
TOTALS	2	2	0		10.00

At the time of this statement, there is a flat monthly Account-keeping fee on this account. Only branch, cheque and electronic agency transactions incur fees once the monthly fee free transaction allowance is exceeded.

Summary of Transaction Fees for O/B ATM Inquiries/Withdrawals transactions AUG - NIL

Remember, if you have a card, always keep your passcode (PIN) secret - don't tell anyone or let them see it. Never write your passcode on your card or on anything that could be lost or stolen. If you do need to record a reminder, you must make every effort to disguise it. You may be liable for losses if you don't protect your passcode.

To help you learn how you can protect your card against unauthorised transactions, you can find more information at stgeorge.com.au/dispute

Statement of Account

FREEDOM BUSINESS

Customer Enquiries 133 800
 8am-8pm (EST), Mon-Sat
BSB Number 114-879
Account Number 430515590
Statement Period 12/09/2021 to 11/10/2021
Statement No. 124(page 1 of 3)

J EDWARDS N BROOK R GALPIN ATF
 THE INCONTINENCE SUPERANNUATION FUND

Account Summary

Opening Balance		Total Credits		Total Debits		Closing Balance
5,543.71	+	838.36	-	1,394.00	=	4,988.07

Transaction Details

Date	Transaction Description	Debit	Credit	Balance \$
12 SEP	OPENING BALANCE			5,543.71
20 SEP	LOAN REPAYMENT S.511.0030904.00 EFFECTIVE DATE 19SEP	1,384.00		4,159.71
29 SEP	Harris RE Rental Harris RE		838.36	4,998.07
30 SEP	ACCOUNT-KEEPING FEE	10.00		4,988.07
11 OCT	CLOSING BALANCE			4,988.07

Interest Details

	Credit Interest	Debit Interest
Year to Date	\$0.00	\$0.00
Previous Year	\$0.00	\$0.00

Information

- Please check all entries on this statement and inform the Bank promptly of any error or unauthorised transaction.
- If your card is lost or stolen, please call us immediately on 1800 028 208.
- This statement should be retained for taxation purposes.
- When enquiring about the "termination value" of your account, you can visit your nearest branch or call 1300 658 120 and say "existing account".
- To contact us to make suggestions, compliments or find out more about our products and services, please call the customer enquiries number on this statement. This service may also be used to address and resolve complaints.

Account Number 430515590
Statement Period 12/09/2021 to 11/10/2021
Statement No. 124(page 2 of 3)

Summary of Transaction Fees 01/09/2021 TO 30/09/2021

Transaction Type	Total Trans	Free	Charged	Rate \$	Total \$
Phone Banking Credits	0	0	0	0.00	0.00
Phone Banking Debits	0	0	0	0.00	0.00
Internet/Business Banking Online Credits	0	0	0	0.00	0.00
Internet/Business Banking Online Debits	0	0	0	0.00	0.00
EFTPOS Credits	0	0	0	0.00	0.00
EFTPOS Debits	0	0	0	0.00	0.00
Cheque Clearing Credits	0	0	0	0.50	0.00
Cheque Clearing Debits	0	0	0	0.50	0.00
Over The Counter Credits	0	0	0	1.00	0.00
Over The Counter Debits	0	0	0	1.00	0.00
St.George/BankSA/BankMelbourne ATM Credits	0	0	0	0.00	0.00
St.George/BankSA/BankMelbourne/Westpac ATM Debits	0	0	0	0.00	0.00
Bank@Post Credits	0	0	0	0.00	0.00
Bank@Post Debits	0	0	0	0.00	0.00
Agency Credits	0	0	0	0.00	0.00
Agency Debits	0	0	0	0.00	0.00
Direct Credits	1	1	0	0.00	0.00
Direct Debits	0	0	0	0.00	0.00
Overseas Withdrawal	0	0	0	5.00	0.00
VISA Debit Credits	0	0	0	0.00	0.00
VISA Debit Debits	0	0	0	0.00	0.00
Collection Items (Chq/Merchant Envelopes)	0	0	0	0.50	0.00
St.George/BankSA/BankMelb ATM Mini Trans. History	0	0	0	0.00	0.00
Periodical Payments	0	0	0	0.00	0.00
Account-keeping Fee					10.00
SUB TOTAL	1	1	0		10.00
FEE REBATE					0.00
TOTALS	1	1	0		10.00

At the time of this statement, there is a flat monthly Account-keeping fee on this account. Only branch, cheque and electronic agency transactions incur fees once the monthly fee free transaction allowance is exceeded.

Summary of Transaction Fees for O/B ATM Inquiries/Withdrawals transactions SEP - NIL

Remember, if you have a card, always keep your passcode (PIN) secret - don't tell anyone or let them see it. Never write your passcode on your card or on anything that could be lost or stolen. If you do need to record a reminder, you must make every effort to disguise it. You may be liable for losses if you don't protect your passcode.

To help you learn how you can protect your card against unauthorised transactions, you can find more information at stgeorge.com.au/dispute

Account Number	430515590
Statement Period	12/09/2021 to 11/10/2021
Statement No.	124(page 3 of 3)

Complaints

If you have a complaint, contact our dedicated Customer Solutions team on 13 33 30 for Personal Banking or 133 800 for Business Banking. Alternatively, you can write to us at St.George Customer Solutions, Reply Paid 5265, Sydney NSW 2001. If an issue has not been resolved to your satisfaction, you can lodge a complaint with the Australian Financial Complaints Authority (AFCA). AFCA provides fair and independent financial services complaint resolution that is free to consumers.

Online: www.afca.org.au

Email: info@afca.org.au

Phone: 1800 931 678

Mail: Australian Financial Complaints Authority GPO Box 3 Melbourne VIC 3001

Statement of Account

FREEDOM BUSINESS

Customer Enquiries 133 800
 8am-8pm (EST), Mon-Sat
BSB Number 114-879
Account Number 430515590
Statement Period 12/10/2021 to 11/11/2021
Statement No. 125(page 1 of 3)

J EDWARDS N BROOK R GALPIN ATF
 THE INCONTINENCE SUPERANNUATION FUND

Account Summary

Opening Balance		Total Credits		Total Debits		Closing Balance
4,988.07	+	1,048.13	-	1,394.00	=	4,642.20

Transaction Details

Date	Transaction Description	Debit	Credit	Balance \$
12 OCT	OPENING BALANCE			4,988.07
19 OCT	LOAN REPAYMENT S.511.0030904.00	1,384.00		3,604.07
28 OCT	Harris RE Rental Harris RE		1,048.13	4,652.20
30 OCT	ACCOUNT-KEEPING FEE EFFECTIVE DATE 31OCT	10.00		4,642.20
11 NOV	CLOSING BALANCE			4,642.20

Interest Details

	Credit Interest	Debit Interest
Year to Date	\$0.00	\$0.00
Previous Year	\$0.00	\$0.00

Information

- Please check all entries on this statement and inform the Bank promptly of any error or unauthorised transaction.
- If your card is lost or stolen, please call us immediately on 1800 028 208.
- This statement should be retained for taxation purposes.
- When enquiring about the "termination value" of your account, you can visit your nearest branch or call 1300 658 120 and say "existing account".
- To contact us to make suggestions, compliments or find out more about our products and services, please call the customer enquiries number on this statement. This service may also be used to address and resolve complaints.

Account Number 430515590
Statement Period 12/10/2021 to 11/11/2021
Statement No. 125(page 2 of 3)

Summary of Transaction Fees 01/10/2021 TO 31/10/2021

Transaction Type	Total Trans	Free	Charged	Rate \$	Total \$
Phone Banking Credits	0	0	0	0.00	0.00
Phone Banking Debits	0	0	0	0.00	0.00
Internet/Business Banking Online Credits	0	0	0	0.00	0.00
Internet/Business Banking Online Debits	0	0	0	0.00	0.00
EFTPOS Credits	0	0	0	0.00	0.00
EFTPOS Debits	0	0	0	0.00	0.00
Cheque Clearing Credits	0	0	0	0.50	0.00
Cheque Clearing Debits	0	0	0	0.50	0.00
Over The Counter Credits	0	0	0	1.00	0.00
Over The Counter Debits	0	0	0	1.00	0.00
St.George/BankSA/BankMelbourne ATM Credits	0	0	0	0.00	0.00
St.George/BankSA/BankMelbourne/Westpac ATM Debits	0	0	0	0.00	0.00
Bank@Post Credits	0	0	0	0.00	0.00
Bank@Post Debits	0	0	0	0.00	0.00
Agency Credits	0	0	0	0.00	0.00
Agency Debits	0	0	0	0.00	0.00
Direct Credits	1	1	0	0.00	0.00
Direct Debits	0	0	0	0.00	0.00
Overseas Withdrawal	0	0	0	5.00	0.00
VISA Debit Credits	0	0	0	0.00	0.00
VISA Debit Debits	0	0	0	0.00	0.00
Collection Items (Chq/Merchant Envelopes)	0	0	0	0.50	0.00
St.George/BankSA/BankMelb ATM Mini Trans. History	0	0	0	0.00	0.00
Periodical Payments	0	0	0	0.00	0.00
Account-keeping Fee					10.00
SUB TOTAL	1	1	0		10.00
FEE REBATE					0.00
TOTALS	1	1	0		10.00

At the time of this statement, there is a flat monthly Account-keeping fee on this account. Only branch, cheque and electronic agency transactions incur fees once the monthly fee free transaction allowance is exceeded.

Summary of Transaction Fees for O/B ATM Inquiries/Withdrawals transactions OCT - NIL

Remember, if you have a card, always keep your passcode (PIN) secret - don't tell anyone or let them see it. Never write your passcode on your card or on anything that could be lost or stolen. If you do need to record a reminder, you must make every effort to disguise it. You may be liable for losses if you don't protect your passcode.

To help you learn how you can protect your card against unauthorised transactions, you can find more information at stgeorge.com.au/dispute

Account Number	430515590
Statement Period	12/10/2021 to 11/11/2021
Statement No.	125(page 3 of 3)

Complaints

If you have a complaint, contact our dedicated Customer Solutions team on 13 33 30 for Personal Banking or 133 800 for Business Banking. Alternatively, you can write to us at St.George Customer Solutions, Reply Paid 5265, Sydney NSW 2001. If an issue has not been resolved to your satisfaction, you can lodge a complaint with the Australian Financial Complaints Authority (AFCA). AFCA provides fair and independent financial services complaint resolution that is free to consumers.

Online: www.afca.org.au

Email: info@afca.org.au

Phone: 1800 931 678

Mail: Australian Financial Complaints Authority GPO Box 3 Melbourne VIC 3001

Statement of Account

FREEDOM BUSINESS

Customer Enquiries 133 800
 8am-8pm (EST), Mon-Sat
BSB Number 114-879
Account Number 430515590
Statement Period 12/11/2021 to 11/12/2021
Statement No. 126(page 1 of 3)

J EDWARDS N BROOK R GALPIN ATF
 THE INCONTINENCE SUPERANNUATION FUND

Account Summary

Opening Balance		Total Credits		Total Debits		Closing Balance
4,642.20	+	881.98	-	1,394.00	=	4,130.18

Transaction Details

Date	Transaction Description	Debit	Credit	Balance \$
12 NOV	OPENING BALANCE			4,642.20
19 NOV	LOAN REPAYMENT S.511.0030904.00	1,384.00		3,258.20
29 NOV	Harris RE Rental Harris RE		881.98	4,140.18
30 NOV	ACCOUNT-KEEPING FEE	10.00		4,130.18
11 DEC	CLOSING BALANCE			4,130.18

Interest Details

	Credit Interest	Debit Interest
Year to Date	\$0.00	\$0.00
Previous Year	\$0.00	\$0.00

Information

- Please check all entries on this statement and inform the Bank promptly of any error or unauthorised transaction.
- If your card is lost or stolen, please call us immediately on 1800 028 208.
- This statement should be retained for taxation purposes.
- When enquiring about the "termination value" of your account, you can visit your nearest branch or call 1300 658 120 and say "existing account".
- To contact us to make suggestions, compliments or find out more about our products and services, please call the customer enquiries number on this statement. This service may also be used to address and resolve complaints.

Account Number 430515590
Statement Period 12/11/2021 to 11/12/2021
Statement No. 126(page 2 of 3)

Summary of Transaction Fees 01/11/2021 TO 30/11/2021

Transaction Type	Total Trans	Free	Charged	Rate \$	Total \$
Phone Banking Credits	0	0	0	0.00	0.00
Phone Banking Debits	0	0	0	0.00	0.00
Internet/Business Banking Online Credits	0	0	0	0.00	0.00
Internet/Business Banking Online Debits	0	0	0	0.00	0.00
EFTPOS Credits	0	0	0	0.00	0.00
EFTPOS Debits	0	0	0	0.00	0.00
Cheque Clearing Credits	0	0	0	0.50	0.00
Cheque Clearing Debits	0	0	0	0.50	0.00
Over The Counter Credits	0	0	0	1.00	0.00
Over The Counter Debits	0	0	0	1.00	0.00
St.George/BankSA/BankMelbourne ATM Credits	0	0	0	0.00	0.00
St.George/BankSA/BankMelbourne/Westpac ATM Debits	0	0	0	0.00	0.00
Bank@Post Credits	0	0	0	0.00	0.00
Bank@Post Debits	0	0	0	0.00	0.00
Agency Credits	0	0	0	0.00	0.00
Agency Debits	0	0	0	0.00	0.00
Direct Credits	1	1	0	0.00	0.00
Direct Debits	0	0	0	0.00	0.00
Overseas Withdrawal	0	0	0	5.00	0.00
VISA Debit Credits	0	0	0	0.00	0.00
VISA Debit Debits	0	0	0	0.00	0.00
Collection Items (Chq/Merchant Envelopes)	0	0	0	0.50	0.00
St.George/BankSA/BankMelb ATM Mini Trans. History	0	0	0	0.00	0.00
Periodical Payments	0	0	0	0.00	0.00
Account-keeping Fee					10.00
SUB TOTAL	1	1	0		10.00
FEE REBATE					0.00
TOTALS	1	1	0		10.00

At the time of this statement, there is a flat monthly Account-keeping fee on this account. Only branch, cheque and electronic agency transactions incur fees once the monthly fee free transaction allowance is exceeded.

Summary of Transaction Fees for O/B ATM Inquiries/Withdrawals transactions NOV - NIL

Remember, if you have a card, always keep your passcode (PIN) secret - don't tell anyone or let them see it. Never write your passcode on your card or on anything that could be lost or stolen. If you do need to record a reminder, you must make every effort to disguise it. You may be liable for losses if you don't protect your passcode.

To help you learn how you can protect your card against unauthorised transactions, you can find more information at stgeorge.com.au/dispute

Account Number	430515590
Statement Period	12/11/2021 to 11/12/2021
Statement No.	126(page 3 of 3)

Complaints

If you have a complaint, contact our dedicated Customer Solutions team on 13 33 30 for Personal Banking or 133 800 for Business Banking. Alternatively, you can write to us at St.George Customer Solutions, Reply Paid 5265, Sydney NSW 2001. If an issue has not been resolved to your satisfaction, you can lodge a complaint with the Australian Financial Complaints Authority (AFCA). AFCA provides fair and independent financial services complaint resolution that is free to consumers.

Online: www.afca.org.au

Email: info@afca.org.au

Phone: 1800 931 678

Mail: Australian Financial Complaints Authority GPO Box 3 Melbourne VIC 3001

Statement of Account

FREEDOM BUSINESS

Customer Enquiries 133 800
 8am-8pm (EST), Mon-Sat
BSB Number 114-879
Account Number 430515590
Statement Period 12/01/2022 to 11/02/2022
Statement No. 128(page 1 of 3)

J EDWARDS N BROOK R GALPIN ATF
 THE INCONTINENCE SUPERANNUATION FUND

Account Summary

Opening Balance		Total Credits		Total Debits		Closing Balance
3,578.54	+	21,930.17	-	1,390.00	=	24,118.71

Transaction Details

Date	Transaction Description	Debit	Credit	Balance \$
12 JAN	OPENING BALANCE			3,578.54
19 JAN	LOAN REPAYMENT S.511.0030904.00	1,380.00		2,198.54
28 JAN	Harris RE Rental Harris RE		1,800.61	3,999.15
31 JAN	ACCOUNT-KEEPING FEE	10.00		3,989.15
02 FEB	CMC MARKETS STOC 19729539		20,129.56	24,118.71
11 FEB	CLOSING BALANCE			24,118.71

Interest Details

	Credit Interest	Debit Interest
Year to Date	\$0.00	\$0.00
Previous Year	\$0.00	\$0.00

Information

- Please check all entries on this statement and inform the Bank promptly of any error or unauthorised transaction.
- If your card is lost or stolen, please call us immediately on 1800 028 208.
- This statement should be retained for taxation purposes.
- When enquiring about the "termination value" of your account, you can visit your nearest branch or call 1300 658 120 and say "existing account".
- To contact us to make suggestions, compliments or find out more about our products and services, please call the customer enquiries number on this statement. This service may also be used to address and resolve complaints.

Account Number 430515590
Statement Period 12/01/2022 to 11/02/2022
Statement No. 128(page 2 of 3)

Summary of Transaction Fees 01/01/2022 TO 31/01/2022

Transaction Type	Total Trans	Free	Charged	Rate \$	Total \$
Phone Banking Credits	0	0	0	0.00	0.00
Phone Banking Debits	0	0	0	0.00	0.00
Internet/Business Banking Online Credits	0	0	0	0.00	0.00
Internet/Business Banking Online Debits	0	0	0	0.00	0.00
EFTPOS Credits	0	0	0	0.00	0.00
EFTPOS Debits	0	0	0	0.00	0.00
Cheque Clearing Credits	0	0	0	0.50	0.00
Cheque Clearing Debits	0	0	0	0.50	0.00
Over The Counter Credits	0	0	0	1.00	0.00
Over The Counter Debits	0	0	0	1.00	0.00
St.George/BankSA/BankMelbourne ATM Credits	0	0	0	0.00	0.00
St.George/BankSA/BankMelbourne/Westpac ATM Debits	0	0	0	0.00	0.00
Bank@Post Credits	0	0	0	0.00	0.00
Bank@Post Debits	0	0	0	0.00	0.00
Agency Credits	0	0	0	0.00	0.00
Agency Debits	0	0	0	0.00	0.00
Direct Credits	1	1	0	0.00	0.00
Direct Debits	0	0	0	0.00	0.00
Overseas Withdrawal	0	0	0	5.00	0.00
VISA Debit Credits	0	0	0	0.00	0.00
VISA Debit Debits	0	0	0	0.00	0.00
Collection Items (Chq/Merchant Envelopes)	0	0	0	0.50	0.00
St.George/BankSA/BankMelb ATM Mini Trans. History	0	0	0	0.00	0.00
Periodical Payments	0	0	0	0.00	0.00
Account-keeping Fee					10.00
SUB TOTAL	1	1	0		10.00
FEE REBATE					0.00
TOTALS	1	1	0		10.00

At the time of this statement, there is a flat monthly Account-keeping fee on this account. Only branch, cheque and electronic agency transactions incur fees once the monthly fee free transaction allowance is exceeded.

Summary of Transaction Fees for O/B ATM Inquiries/Withdrawals transactions JAN - NIL

Remember, if you have a card, always keep your passcode (PIN) secret - don't tell anyone or let them see it. Never write your passcode on your card or on anything that could be lost or stolen. If you do need to record a reminder, you must make every effort to disguise it. You may be liable for losses if you don't protect your passcode.

To help you learn how you can protect your card against unauthorised transactions, you can find more information at stgeorge.com.au/dispute

Account Number	430515590
Statement Period	12/01/2022 to 11/02/2022
Statement No.	128(page 3 of 3)

Complaints

If you have a complaint, contact our dedicated Customer Solutions team on 13 33 30 for Personal Banking or 133 800 for Business Banking. Alternatively, you can write to us at St.George Customer Solutions, Reply Paid 5265, Sydney NSW 2001. If an issue has not been resolved to your satisfaction, you can lodge a complaint with the Australian Financial Complaints Authority (AFCA). AFCA provides fair and independent financial services complaint resolution that is free to consumers.

Online: www.afca.org.au

Email: info@afca.org.au

Phone: 1800 931 678

Mail: Australian Financial Complaints Authority GPO Box 3 Melbourne VIC 3001

Statement of Account

FREEDOM BUSINESS

Customer Enquiries 133 800
 8am-8pm (EST), Mon-Sat
BSB Number 114-879
Account Number 430515590
Statement Period 12/02/2022 to 11/03/2022
Statement No. 129(page 1 of 3)

J EDWARDS N BROOK R GALPIN ATF
 THE INCONTINENCE SUPERANNUATION FUND

Account Summary

Opening Balance		Total Credits		Total Debits		Closing Balance
24,118.71	+	976.86	-	1,666.00	=	23,429.57

Transaction Details

Date	Transaction Description	Debit	Credit	Balance \$
12 FEB	OPENING BALANCE			24,118.71
19 FEB	LOAN REPAYMENT S.511.0030904.00	1,380.00		22,738.71
25 FEB	Harris RE Rental Harris RE		976.86	23,715.57
28 FEB	ACCOUNT-KEEPING FEE	10.00		23,705.57
02 MAR	TFR WDL BPAY INTERNET02MAR 16:56 TO ASIC 2296039220324	276.00		23,429.57
11 MAR	CLOSING BALANCE			23,429.57

Interest Details

	Credit Interest	Debit Interest
Year to Date	\$0.00	\$0.00
Previous Year	\$0.00	\$0.00

Information

- Please check all entries on this statement and inform the Bank promptly of any error or unauthorised transaction.
- If your card is lost or stolen, please call us immediately on 1800 028 208.
- This statement should be retained for taxation purposes.
- When enquiring about the "termination value" of your account, you can visit your nearest branch or call 1300 658 120 and say "existing account".
- To contact us to make suggestions, compliments or find out more about our products and services, please call the customer enquiries number on this statement. This service may also be used to address and resolve complaints.

Account Number 430515590
Statement Period 12/02/2022 to 11/03/2022
Statement No. 129(page 2 of 3)

Summary of Transaction Fees 01/02/2022 TO 28/02/2022

Transaction Type	Total Trans	Free	Charged	Rate \$	Total \$
Phone Banking Credits	0	0	0	0.00	0.00
Phone Banking Debits	0	0	0	0.00	0.00
Internet/Business Banking Online Credits	0	0	0	0.00	0.00
Internet/Business Banking Online Debits	0	0	0	0.00	0.00
EFTPOS Credits	0	0	0	0.00	0.00
EFTPOS Debits	0	0	0	0.00	0.00
Cheque Clearing Credits	0	0	0	0.50	0.00
Cheque Clearing Debits	0	0	0	0.50	0.00
Over The Counter Credits	0	0	0	1.00	0.00
Over The Counter Debits	0	0	0	1.00	0.00
St.George/BankSA/BankMelbourne ATM Credits	0	0	0	0.00	0.00
St.George/BankSA/BankMelbourne/Westpac ATM Debits	0	0	0	0.00	0.00
Bank@Post Credits	0	0	0	0.00	0.00
Bank@Post Debits	0	0	0	0.00	0.00
Agency Credits	0	0	0	0.00	0.00
Agency Debits	0	0	0	0.00	0.00
Direct Credits	2	2	0	0.00	0.00
Direct Debits	0	0	0	0.00	0.00
Overseas Withdrawal	0	0	0	5.00	0.00
VISA Debit Credits	0	0	0	0.00	0.00
VISA Debit Debits	0	0	0	0.00	0.00
Collection Items (Chq/Merchant Envelopes)	0	0	0	0.50	0.00
St.George/BankSA/BankMelb ATM Mini Trans. History	0	0	0	0.00	0.00
Periodical Payments	0	0	0	0.00	0.00
Account-keeping Fee					10.00
SUB TOTAL	2	2	0		10.00
FEE REBATE					0.00
TOTALS	2	2	0		10.00

At the time of this statement, there is a flat monthly Account-keeping fee on this account. Only branch, cheque and electronic agency transactions incur fees once the monthly fee free transaction allowance is exceeded.

Summary of Transaction Fees for O/B ATM Inquiries/Withdrawals transactions FEB - NIL

Remember, if you have a card, always keep your passcode (PIN) secret - don't tell anyone or let them see it. Never write your passcode on your card or on anything that could be lost or stolen. If you do need to record a reminder, you must make every effort to disguise it. You may be liable for losses if you don't protect your passcode.

To help you learn how you can protect your card against unauthorised transactions, you can find more information at stgeorge.com.au/dispute

Account Number	430515590
Statement Period	12/02/2022 to 11/03/2022
Statement No.	129(page 3 of 3)

Complaints

If you have a complaint, contact our dedicated Customer Solutions team on 13 33 30 for Personal Banking or 133 800 for Business Banking. Alternatively, you can write to us at St.George Customer Solutions, Reply Paid 5265, Sydney NSW 2001. If an issue has not been resolved to your satisfaction, you can lodge a complaint with the Australian Financial Complaints Authority (AFCA). AFCA provides fair and independent financial services complaint resolution that is free to consumers.

Online: www.afca.org.au

Email: info@afca.org.au

Phone: 1800 931 678

Mail: Australian Financial Complaints Authority GPO Box 3 Melbourne VIC 3001

Statement of Account

FREEDOM BUSINESS

Customer Enquiries 133 800
 8am-8pm (EST), Mon-Sat
BSB Number 114-879
Account Number 430515590
Statement Period 12/03/2022 to 11/04/2022
Statement No. 130(page 1 of 3)

J EDWARDS N BROOK R GALPIN ATF
 THE INCONTINENCE SUPERANNUATION FUND

Account Summary

Opening Balance		Total Credits		Total Debits		Closing Balance
23,429.57	+	715.16	-	2,460.00	=	21,684.73

Transaction Details

Date	Transaction Description	Debit	Credit	Balance \$
12 MAR	OPENING BALANCE			23,429.57
19 MAR	LOAN REPAYMENT S.511.0030904.00	1,380.00		22,049.57
30 MAR	Harris RE Rental Harris RE		715.16	22,764.73
31 MAR	ACCOUNT-KEEPING FEE	10.00		22,754.73
09 APR	OSKO WITHDRAWAL 08APR 23:26 Incontinence Superannua Superhelp Austra	535.00		22,219.73
09 APR	OSKO WITHDRAWAL 08APR 23:28 Incontinence SMSF 2021 Superhelp Austral	535.00		21,684.73
11 APR	CLOSING BALANCE			21,684.73

Interest Details

	Credit Interest	Debit Interest
Year to Date	\$0.00	\$0.00
Previous Year	\$0.00	\$0.00

Information

- Please check all entries on this statement and inform the Bank promptly of any error or unauthorised transaction.
- If your card is lost or stolen, please call us immediately on 1800 028 208.
- This statement should be retained for taxation purposes.
- When enquiring about the "termination value" of your account, you can visit your nearest branch or call 1300 658 120 and say "existing account".
- To contact us to make suggestions, compliments or find out more about our products and services, please call the customer enquiries number on this statement. This service may also be used to address and resolve complaints.

Account Number 430515590
Statement Period 12/03/2022 to 11/04/2022
Statement No. 130(page 2 of 3)

Summary of Transaction Fees 01/03/2022 TO 31/03/2022

Transaction Type	Total Trans	Free	Charged	Rate \$	Total \$
Phone Banking Credits	0	0	0	0.00	0.00
Phone Banking Debits	0	0	0	0.00	0.00
Internet/Business Banking Online Credits	0	0	0	0.00	0.00
Internet/Business Banking Online Debits	1	1	0	0.00	0.00
EFTPOS Credits	0	0	0	0.00	0.00
EFTPOS Debits	0	0	0	0.00	0.00
Cheque Clearing Credits	0	0	0	0.50	0.00
Cheque Clearing Debits	0	0	0	0.50	0.00
Over The Counter Credits	0	0	0	1.00	0.00
Over The Counter Debits	0	0	0	1.00	0.00
St.George/BankSA/BankMelbourne ATM Credits	0	0	0	0.00	0.00
St.George/BankSA/BankMelbourne/Westpac ATM Debits	0	0	0	0.00	0.00
Bank@Post Credits	0	0	0	0.00	0.00
Bank@Post Debits	0	0	0	0.00	0.00
Agency Credits	0	0	0	0.00	0.00
Agency Debits	0	0	0	0.00	0.00
Direct Credits	1	1	0	0.00	0.00
Direct Debits	0	0	0	0.00	0.00
Overseas Withdrawal	0	0	0	5.00	0.00
VISA Debit Credits	0	0	0	0.00	0.00
VISA Debit Debits	0	0	0	0.00	0.00
Collection Items (Chq/Merchant Envelopes)	0	0	0	0.50	0.00
St.George/BankSA/BankMelb ATM Mini Trans. History	0	0	0	0.00	0.00
Periodical Payments	0	0	0	0.00	0.00
Account-keeping Fee					10.00
SUB TOTAL	2	2	0		10.00
FEE REBATE					0.00
TOTALS	2	2	0		10.00

At the time of this statement, there is a flat monthly Account-keeping fee on this account. Only branch, cheque and electronic agency transactions incur fees once the monthly fee free transaction allowance is exceeded.

Summary of Transaction Fees for O/B ATM Inquiries/Withdrawals transactions MAR - NIL

Remember, if you have a card, always keep your passcode (PIN) secret - don't tell anyone or let them see it. Never write your passcode on your card or on anything that could be lost or stolen. If you do need to record a reminder, you must make every effort to disguise it. You may be liable for losses if you don't protect your passcode.

To help you learn how you can protect your card against unauthorised transactions, you can find more information at stgeorge.com.au/dispute

Account Number	430515590
Statement Period	12/03/2022 to 11/04/2022
Statement No.	130(page 3 of 3)

Complaints

If you have a complaint, contact our dedicated Customer Solutions team on 13 33 30 for Personal Banking or 133 800 for Business Banking. Alternatively, you can write to us at St.George Customer Solutions, Reply Paid 5265, Sydney NSW 2001. If an issue has not been resolved to your satisfaction, you can lodge a complaint with the Australian Financial Complaints Authority (AFCA). AFCA provides fair and independent financial services complaint resolution that is free to consumers.

Online: www.afca.org.au

Email: info@afca.org.au

Phone: 1800 931 678

Mail: Australian Financial Complaints Authority GPO Box 3 Melbourne VIC 3001

Statement of Account

FREEDOM BUSINESS

Customer Enquiries 133 800
 8am-8pm (EST), Mon-Sat
 BSB Number 114-879
 Account Number 430515590
 Statement Period 12/04/2022 to 11/05/2022
 Statement No. 131(page 1 of 3)

J EDWARDS N BROOK R GALPIN ATF
 THE INCONTINENCE SUPERANNUATION FUND

Account Summary

Opening Balance		Total Credits		Total Debits		Closing Balance
21,684.73	+	1,171.33	-	1,390.00	=	21,466.06

Transaction Details

Date	Transaction Description	Debit	Credit	Balance \$
12 APR	OPENING BALANCE			21,684.73
19 APR	LOAN REPAYMENT S.511.0030904.00	1,380.00		20,304.73
28 APR	Harris RE Rental Harris RE		1,171.33	21,476.06
30 APR	ACCOUNT-KEEPING FEE	10.00		21,466.06
11 MAY	CLOSING BALANCE			21,466.06

Interest Details

	Credit Interest	Debit Interest
Year to Date	\$0.00	\$0.00
Previous Year	\$0.00	\$0.00

Information

- Please check all entries on this statement and inform the Bank promptly of any error or unauthorised transaction.
- If your card is lost or stolen, please call us immediately on 1800 028 208.
- This statement should be retained for taxation purposes.
- When enquiring about the "termination value" of your account, you can visit your nearest branch or call 1300 658 120 and say "existing account".
- To contact us to make suggestions, compliments or find out more about our products and services, please call the customer enquiries number on this statement. This service may also be used to address and resolve complaints.

Account Number 430515590
Statement Period 12/04/2022 to 11/05/2022
Statement No. 131(page 2 of 3)

Summary of Transaction Fees 01/04/2022 TO 30/04/2022

Transaction Type	Total Trans	Free	Charged	Rate \$	Total \$
Phone Banking Credits	0	0	0	0.00	0.00
Phone Banking Debits	0	0	0	0.00	0.00
Internet/Business Banking Online Credits	0	0	0	0.00	0.00
Internet/Business Banking Online Debits	2	2	0	0.00	0.00
EFTPOS Credits	0	0	0	0.00	0.00
EFTPOS Debits	0	0	0	0.00	0.00
Cheque Clearing Credits	0	0	0	0.50	0.00
Cheque Clearing Debits	0	0	0	0.50	0.00
Over The Counter Credits	0	0	0	1.00	0.00
Over The Counter Debits	0	0	0	1.00	0.00
St.George/BankSA/BankMelbourne ATM Credits	0	0	0	0.00	0.00
St.George/BankSA/BankMelbourne/Westpac ATM Debits	0	0	0	0.00	0.00
Bank@Post Credits	0	0	0	0.00	0.00
Bank@Post Debits	0	0	0	0.00	0.00
Agency Credits	0	0	0	0.00	0.00
Agency Debits	0	0	0	0.00	0.00
Direct Credits	1	1	0	0.00	0.00
Direct Debits	0	0	0	0.00	0.00
Overseas Withdrawal	0	0	0	5.00	0.00
VISA Debit Credits	0	0	0	0.00	0.00
VISA Debit Debits	0	0	0	0.00	0.00
Collection Items (Chq/Merchant Envelopes)	0	0	0	0.50	0.00
St.George/BankSA/BankMelb ATM Mini Trans. History	0	0	0	0.00	0.00
Periodical Payments	0	0	0	0.00	0.00
Account-keeping Fee					10.00
SUB TOTAL	3	3	0		10.00
FEE REBATE					0.00
TOTALS	3	3	0		10.00

At the time of this statement, there is a flat monthly Account-keeping fee on this account. Only branch, cheque and electronic agency transactions incur fees once the monthly fee free transaction allowance is exceeded.

Summary of Transaction Fees for O/B ATM Inquiries/Withdrawals transactions APR - NIL

Remember, if you have a card, always keep your passcode (PIN) secret - don't tell anyone or let them see it. Never write your passcode on your card or on anything that could be lost or stolen. If you do need to record a reminder, you must make every effort to disguise it. You may be liable for losses if you don't protect your passcode.

To help you learn how you can protect your card against unauthorised transactions, you can find more information at stgeorge.com.au/dispute

Account Number	430515590
Statement Period	12/04/2022 to 11/05/2022
Statement No.	131(page 3 of 3)

Complaints

If you have a complaint, contact our dedicated Customer Solutions team on 13 33 30 for Personal Banking or 133 800 for Business Banking. Alternatively, you can write to us at St.George Customer Solutions, Reply Paid 5265, Sydney NSW 2001. If an issue has not been resolved to your satisfaction, you can lodge a complaint with the Australian Financial Complaints Authority (AFCA). AFCA provides fair and independent financial services complaint resolution that is free to consumers.

Online: www.afca.org.au

Email: info@afca.org.au

Phone: 1800 931 678

Mail: Australian Financial Complaints Authority GPO Box 3 Melbourne VIC 3001

Statement of Account

FREEDOM BUSINESS

Customer Enquiries 133 800
 8am-8pm (EST), Mon-Sat
BSB Number 114-879
Account Number 430515590
Statement Period 12/05/2022 to 11/06/2022
Statement No. 132(page 1 of 3)

J EDWARDS N BROOK R GALPIN ATF
 THE INCONTINENCE SUPERANNUATION FUND

Account Summary

Opening Balance		Total Credits		Total Debits		Closing Balance
21,466.06	+	976.86	-	1,390.00	=	21,052.92

Transaction Details

Date	Transaction Description	Debit	Credit	Balance \$
12 MAY	OPENING BALANCE			21,466.06
19 MAY	LOAN REPAYMENT S.511.0030904.00	1,380.00		20,086.06
30 MAY	Harris RE Rental Harris RE		976.86	21,062.92
31 MAY	ACCOUNT-KEEPING FEE	10.00		21,052.92
11 JUN	CLOSING BALANCE			21,052.92

Interest Details

	Credit Interest	Debit Interest
Year to Date	\$0.00	\$0.00
Previous Year	\$0.00	\$0.00

Information

- Please check all entries on this statement and inform the Bank promptly of any error or unauthorised transaction.
- If your card is lost or stolen, please call us immediately on 1800 028 208.
- This statement should be retained for taxation purposes.
- When enquiring about the "termination value" of your account, you can visit your nearest branch or call 1300 658 120 and say "existing account".
- To contact us to make suggestions, compliments or find out more about our products and services, please call the customer enquiries number on this statement. This service may also be used to address and resolve complaints.

Account Number 430515590
Statement Period 12/05/2022 to 11/06/2022
Statement No. 132(page 2 of 3)

Summary of Transaction Fees 01/05/2022 TO 31/05/2022

Transaction Type	Total Trans	Free	Charged	Rate \$	Total \$
Phone Banking Credits	0	0	0	0.00	0.00
Phone Banking Debits	0	0	0	0.00	0.00
Internet/Business Banking Online Credits	0	0	0	0.00	0.00
Internet/Business Banking Online Debits	0	0	0	0.00	0.00
EFTPOS Credits	0	0	0	0.00	0.00
EFTPOS Debits	0	0	0	0.00	0.00
Cheque Clearing Credits	0	0	0	0.50	0.00
Cheque Clearing Debits	0	0	0	0.50	0.00
Over The Counter Credits	0	0	0	1.00	0.00
Over The Counter Debits	0	0	0	1.00	0.00
St.George/BankSA/BankMelbourne ATM Credits	0	0	0	0.00	0.00
St.George/BankSA/BankMelbourne/Westpac ATM Debits	0	0	0	0.00	0.00
Bank@Post Credits	0	0	0	0.00	0.00
Bank@Post Debits	0	0	0	0.00	0.00
Agency Credits	0	0	0	0.00	0.00
Agency Debits	0	0	0	0.00	0.00
Direct Credits	1	1	0	0.00	0.00
Direct Debits	0	0	0	0.00	0.00
Overseas Withdrawal	0	0	0	5.00	0.00
VISA Debit Credits	0	0	0	0.00	0.00
VISA Debit Debits	0	0	0	0.00	0.00
Collection Items (Chq/Merchant Envelopes)	0	0	0	0.50	0.00
St.George/BankSA/BankMelb ATM Mini Trans. History	0	0	0	0.00	0.00
Periodical Payments	0	0	0	0.00	0.00
Account-keeping Fee					10.00
SUB TOTAL	1	1	0		10.00
FEE REBATE					0.00
TOTALS	1	1	0		10.00

At the time of this statement, there is a flat monthly Account-keeping fee on this account. Only branch, cheque and electronic agency transactions incur fees once the monthly fee free transaction allowance is exceeded.

Summary of Transaction Fees for O/B ATM Inquiries/Withdrawals transactions MAY - NIL

Remember, if you have a card, always keep your passcode (PIN) secret - don't tell anyone or let them see it. Never write your passcode on your card or on anything that could be lost or stolen. If you do need to record a reminder, you must make every effort to disguise it. You may be liable for losses if you don't protect your passcode.

To help you learn how you can protect your card against unauthorised transactions, you can find more information at stgeorge.com.au/dispute

Account Number	430515590
Statement Period	12/05/2022 to 11/06/2022
Statement No.	132(page 3 of 3)

Complaints

If you have a complaint, contact our dedicated Customer Solutions team on 13 33 30 for Personal Banking or 133 800 for Business Banking. Alternatively, you can write to us at St.George Customer Solutions, Reply Paid 5265, Sydney NSW 2001. If an issue has not been resolved to your satisfaction, you can lodge a complaint with the Australian Financial Complaints Authority (AFCA). AFCA provides fair and independent financial services complaint resolution that is free to consumers.

Online: www.afca.org.au

Email: info@afca.org.au

Phone: 1800 931 678

Mail: Australian Financial Complaints Authority GPO Box 3 Melbourne VIC 3001

Statement of Account

FREEDOM BUSINESS

Customer Enquiries 133 800
 8am-8pm (EST), Mon-Sat
BSB Number 114-879
Account Number 430515590
Statement Period 12/06/2022 to 11/07/2022
Statement No. 133(page 1 of 3)

J EDWARDS N BROOK R GALPIN ATF
 THE INCONTINENCE SUPERANNUATION FUND

Account Summary

Opening Balance		Total Credits		Total Debits		Closing Balance
21,052.92	+	1,409.59	-	1,390.00	=	21,072.51

Transaction Details

Date	Transaction Description	Debit	Credit	Balance \$
12 JUN	OPENING BALANCE			21,052.92
20 JUN	LOAN REPAYMENT S.511.0030904.00 EFFECTIVE DATE 19JUN	1,380.00		19,672.92
30 JUN	Harris RE Rental Harris RE		1,409.59	21,082.51
30 JUN	ACCOUNT-KEEPING FEE	10.00		21,072.51
11 JUL	CLOSING BALANCE			21,072.51

Interest Details

	Credit Interest	Debit Interest
Year to Date	\$0.00	\$0.00
Previous Year	\$0.00	\$0.00

Information

- Please check all entries on this statement and inform the Bank promptly of any error or unauthorised transaction.
- If your card is lost or stolen, please call us immediately on 1800 028 208.
- This statement should be retained for taxation purposes.
- When enquiring about the "termination value" of your account, you can visit your nearest branch or call 1300 658 120 and say "existing account".
- To contact us to make suggestions, compliments or find out more about our products and services, please call the customer enquiries number on this statement. This service may also be used to address and resolve complaints.

Account Number 430515590
Statement Period 12/06/2022 to 11/07/2022
Statement No. 133(page 2 of 3)

Summary of Transaction Fees 01/06/2022 TO 30/06/2022

Transaction Type	Total Trans	Free	Charged	Rate \$	Total \$
Phone Banking Credits	0	0	0	0.00	0.00
Phone Banking Debits	0	0	0	0.00	0.00
Internet/Business Banking Online Credits	0	0	0	0.00	0.00
Internet/Business Banking Online Debits	0	0	0	0.00	0.00
EFTPOS Credits	0	0	0	0.00	0.00
EFTPOS Debits	0	0	0	0.00	0.00
Cheque Clearing Credits	0	0	0	0.50	0.00
Cheque Clearing Debits	0	0	0	0.50	0.00
Over The Counter Credits	0	0	0	1.00	0.00
Over The Counter Debits	0	0	0	1.00	0.00
St.George/BankSA/BankMelbourne ATM Credits	0	0	0	0.00	0.00
St.George/BankSA/BankMelbourne/Westpac ATM Debits	0	0	0	0.00	0.00
Bank@Post Credits	0	0	0	0.00	0.00
Bank@Post Debits	0	0	0	0.00	0.00
Agency Credits	0	0	0	0.00	0.00
Agency Debits	0	0	0	0.00	0.00
Direct Credits	1	1	0	0.00	0.00
Direct Debits	0	0	0	0.00	0.00
Overseas Withdrawal	0	0	0	5.00	0.00
VISA Debit Credits	0	0	0	0.00	0.00
VISA Debit Debits	0	0	0	0.00	0.00
Collection Items (Chq/Merchant Envelopes)	0	0	0	0.50	0.00
St.George/BankSA/BankMelb ATM Mini Trans. History	0	0	0	0.00	0.00
Periodical Payments	0	0	0	0.00	0.00
Account-keeping Fee					10.00
SUB TOTAL	1	1	0		10.00
FEE REBATE					0.00
TOTALS	1	1	0		10.00

At the time of this statement, there is a flat monthly Account-keeping fee on this account. Only branch, cheque and electronic agency transactions incur fees once the monthly fee free transaction allowance is exceeded.

Summary of Transaction Fees for O/B ATM Inquiries/Withdrawals transactions JUN - NIL

Remember, if you have a card, always keep your passcode (PIN) secret - don't tell anyone or let them see it. Never write your passcode on your card or on anything that could be lost or stolen. If you do need to record a reminder, you must make every effort to disguise it. You may be liable for losses if you don't protect your passcode.

To help you learn how you can protect your card against unauthorised transactions, you can find more information at stgeorge.com.au/dispute

Account Number	430515590
Statement Period	12/06/2022 to 11/07/2022
Statement No.	133(page 3 of 3)

Complaints

If you have a complaint, contact our dedicated Customer Solutions team on 13 33 30 for Personal Banking or 133 800 for Business Banking. Alternatively, you can write to us at St.George Customer Solutions, Reply Paid 5265, Sydney NSW 2001. If an issue has not been resolved to your satisfaction, you can lodge a complaint with the Australian Financial Complaints Authority (AFCA). AFCA provides fair and independent financial services complaint resolution that is free to consumers.

Online: www.afca.org.au

Email: info@afca.org.au

Phone: 1800 931 678

Mail: Australian Financial Complaints Authority GPO Box 3 Melbourne VIC 3001

Statement of Account

DIY SUPER SAVER

Customer Enquiries 13 38 00
 8am-8pm (EST) Mon-Sat
BSB Number 114-879
Account Number 474731163
Statement Period 13/06/2021 to 13/12/2021
Statement No. 19(page 1 of 3)

INCONTINENCE SUPERANNUATION FUND

Account Summary

Opening Balance		Total Credits		Total Debits		Closing Balance
0.02	+	0.00	-	0.00	=	0.02

Transaction Details

Date	Transaction Description	Debit	Credit	Balance \$
13 JUN	OPENING BALANCE			0.02
13 DEC	CLOSING BALANCE			0.02

Interest Details

	Credit Interest	Debit Interest
Year to Date	\$0.00	\$0.00
Previous Year	\$0.10	\$0.00

Credit Interest Rates

CURRENT RATES APPLICABLE TO THIS ACCOUNT

Balances from	\$0.00 to	\$249,999.99	:	0.050%
Balances from	\$250,000.00 to	\$5,000,000.00	:	0.050%
On the portion of the balance over	\$5,000,000.00		:	0.050%

Information

- Please check all entries on this statement and inform the Bank promptly of any error or unauthorised transaction.
- If your card is lost or stolen, please call us immediately on 1800 028 208.
- This statement should be retained for taxation purposes.
- When enquiring about the "termination value" of your account, you can visit your nearest branch or call 1300 658 120 and say "existing account".
- To contact us to make suggestions, compliments or find out more about our products and services, please call the customer enquiries number on this statement. This service may also be used to address and resolve complaints.

Account Number 474731163
Statement Period 13/06/2021 to 13/12/2021
Statement No. 19(page 2 of 3)

Summary of Transaction Fees 01/06/2021 TO 30/06/2021

Transaction Type	Total Trans	Free	Charged	Rate \$	Total \$
Phone Banking	0	0	0	0.00	0.00
Internet/Business Banking Online	0	0	0	0.00	0.00
EFTPOS	0	0	0	0.00	0.00
Cheque	0	0	0	0.00	0.00
Over The Counter	0	0	0	0.00	0.00
St.George/BankSA/BankMelbourne ATM	0	0	0	0.00	0.00
Bank@Post	0	0	0	0.00	0.00
Agency	0	0	0	0.00	0.00
Direct Debits	0	0	0	0.00	0.00
Overseas Withdrawal	0	0	0	0.00	0.00
VISA Debit	0	0	0	0.00	0.00
St.George/BankSA/BankMelb ATM Mini Trans. History	0	0	0	0.00	0.00
Periodical Payments	0	0	0	0.00	0.00
Account-keeping Fee					0.00
SUB TOTAL	0	0	0		0.00
FEE REBATE					0.00
TOTALS	0	0	0		0.00

Summary of Transaction Fees 01/07/2021 TO 31/07/2021 - No transactions carried out

SUB TOTAL	0	0	0		0.00
FEE REBATE					0.00

Summary of Transaction Fees 01/08/2021 TO 31/08/2021 - No transactions carried out

SUB TOTAL	0	0	0		0.00
FEE REBATE					0.00

Summary of Transaction Fees 01/09/2021 TO 30/09/2021 - No transactions carried out

SUB TOTAL	0	0	0		0.00
FEE REBATE					0.00

Summary of Transaction Fees 01/10/2021 TO 31/10/2021 - No transactions carried out

SUB TOTAL	0	0	0		0.00
FEE REBATE					0.00

Summary of Transaction Fees 01/11/2021 TO 30/11/2021 - No transactions carried out

SUB TOTAL	0	0	0		0.00
FEE REBATE					0.00

Account Number	474731163
Statement Period	13/06/2021 to 13/12/2021
Statement No.	19(page 3 of 3)

Remember, if you have a card, always keep your passcode (PIN) secret - don't tell anyone or let them see it. Never write your passcode on your card or on anything that could be lost or stolen. If you do need to record a reminder, you must make every effort to disguise it. You may be liable for losses if you don't protect your passcode.

To help you learn how you can protect your card against unauthorised transactions, you can find more information at stgeorge.com.au/dispute

Complaints

If you have a complaint, contact our dedicated Customer Solutions team on 13 33 30 for Personal Banking or 133 800 for Business Banking. Alternatively, you can write to us at St.George Customer Solutions, Reply Paid 5265, Sydney NSW 2001. If an issue has not been resolved to your satisfaction, you can lodge a complaint with the Australian Financial Complaints Authority (AFCA). AFCA provides fair and independent financial services complaint resolution that is free to consumers.

Online: www.afca.org.au

Email: info@afca.org.au

Phone: 1800 931 678

Mail: Australian Financial Complaints Authority GPO Box 3 Melbourne VIC 3001

Statement of Account

DIY SUPER SAVER

Customer Enquiries 13 38 00
 8am-8pm (EST) Mon-Sat
BSB Number 114-879
Account Number 474731163
Statement Period 14/12/2021 to 13/06/2022
Statement No. 20(page 1 of 3)

INCONTINENCE SUPERANNUATION FUND

Account Summary

Opening Balance		Total Credits		Total Debits		Closing Balance
0.02	+	0.00	-	0.00	=	0.02

Transaction Details

Date	Transaction Description	Debit	Credit	Balance \$
14 DEC	OPENING BALANCE			0.02
13 JUN	CLOSING BALANCE			0.02

Interest Details

	Credit Interest	Debit Interest
Year to Date	\$0.00	\$0.00
Previous Year	\$0.10	\$0.00

Credit Interest Rates

CURRENT RATES APPLICABLE TO THIS ACCOUNT

Balances from	\$0.00 to	\$249,999.99	:	0.100%
Balances from	\$250,000.00 to	\$5,000,000.00	:	0.100%
On the portion of the balance over	\$5,000,000.00		:	0.100%

Information

- Please check all entries on this statement and inform the Bank promptly of any error or unauthorised transaction.
- If your card is lost or stolen, please call us immediately on 1800 028 208.
- This statement should be retained for taxation purposes.
- When enquiring about the "termination value" of your account, you can visit your nearest branch or call 1300 658 120 and say "existing account".
- To contact us to make suggestions, compliments or find out more about our products and services, please call the customer enquiries number on this statement. This service may also be used to address and resolve complaints.

Account Number 474731163
Statement Period 14/12/2021 to 13/06/2022
Statement No. 20(page 2 of 3)

Summary of Transaction Fees 01/12/2021 TO 31/12/2021

Transaction Type	Total Trans	Free	Charged	Rate \$	Total \$
Phone Banking	0	0	0	0.00	0.00
Internet/Business Banking Online	0	0	0	0.00	0.00
EFTPOS	0	0	0	0.00	0.00
Cheque	0	0	0	0.00	0.00
Over The Counter	0	0	0	0.00	0.00
St.George/BankSA/BankMelbourne ATM	0	0	0	0.00	0.00
Bank@Post	0	0	0	0.00	0.00
Agency	0	0	0	0.00	0.00
Direct Debits	0	0	0	0.00	0.00
Overseas Withdrawal	0	0	0	0.00	0.00
VISA Debit	0	0	0	0.00	0.00
St.George/BankSA/BankMelb ATM Mini Trans. History	0	0	0	0.00	0.00
Periodical Payments	0	0	0	0.00	0.00
Account-keeping Fee					0.00
SUB TOTAL	0	0	0		0.00
FEE REBATE					0.00
TOTALS	0	0	0		0.00

Summary of Transaction Fees 01/01/2022 TO 31/01/2022 - No transactions carried out

SUB TOTAL	0	0	0		0.00
FEE REBATE					0.00

Summary of Transaction Fees 01/02/2022 TO 28/02/2022 - No transactions carried out

SUB TOTAL	0	0	0		0.00
FEE REBATE					0.00

Summary of Transaction Fees 01/03/2022 TO 31/03/2022 - No transactions carried out

SUB TOTAL	0	0	0		0.00
FEE REBATE					0.00

Summary of Transaction Fees 01/04/2022 TO 30/04/2022 - No transactions carried out

SUB TOTAL	0	0	0		0.00
FEE REBATE					0.00

Summary of Transaction Fees 01/05/2022 TO 31/05/2022 - No transactions carried out

SUB TOTAL	0	0	0		0.00
FEE REBATE					0.00

Account Number	474731163
Statement Period	14/12/2021 to 13/06/2022
Statement No.	20(page 3 of 3)

Remember, if you have a card, always keep your passcode (PIN) secret - don't tell anyone or let them see it. Never write your passcode on your card or on anything that could be lost or stolen. If you do need to record a reminder, you must make every effort to disguise it. You may be liable for losses if you don't protect your passcode.

To help you learn how you can protect your card against unauthorised transactions, you can find more information at stgeorge.com.au/dispute

Complaints

If you have a complaint, contact our dedicated Customer Solutions team on 13 33 30 for Personal Banking or 133 800 for Business Banking. Alternatively, you can write to us at St.George Customer Solutions, Reply Paid 5265, Sydney NSW 2001. If an issue has not been resolved to your satisfaction, you can lodge a complaint with the Australian Financial Complaints Authority (AFCA). AFCA provides fair and independent financial services complaint resolution that is free to consumers.

Online: www.afca.org.au

Email: info@afca.org.au

Phone: 1800 931 678

Mail: Australian Financial Complaints Authority GPO Box 3 Melbourne VIC 3001



Statement of Account

DIY SUPER SAVER

Customer Enquiries 13 38 00
 8am-8pm (EST) Mon-Sat
BSB Number 114-879
Account Number 474731163
Statement Period 14/06/2022 to 13/12/2022
Statement No. 21(page 1 of 3)

INCONTINENCE SUPERANNUATION FUND

Account Summary

Opening Balance		Total Credits		Total Debits		Closing Balance
0.02	+	0.00	-	0.00	=	0.02

Transaction Details

Date	Transaction Description	Debit	Credit	Balance \$
14 JUN	OPENING BALANCE			0.02
13 DEC	CLOSING BALANCE			0.02

Interest Details

	Credit Interest	Debit Interest
Year to Date	\$0.00	\$0.00
Previous Year	\$0.00	\$0.00

Credit Interest Rates

CURRENT RATES APPLICABLE TO THIS ACCOUNT

Balances from	\$0.00	to	\$249,999.99	:	1.000%
Balances from	\$250,000.00	to	\$5,000,000.00	:	1.000%
On the portion of the balance over	\$5,000,000.00			:	1.000%

Information

- Please check all entries on this statement and inform the Bank promptly of any error or unauthorised transaction.
- If your card is lost or stolen, please call us immediately on 1800 028 208.
- This statement should be retained for taxation purposes.
- When enquiring about the "termination value" of your account, you can visit your nearest branch or call 1300 658 120 and say "existing account".
- To contact us to make suggestions, compliments or find out more about our products and services, please call the customer enquiries number on this statement. This service may also be used to address and resolve complaints.

Account Number 474731163
Statement Period 14/06/2022 to 13/12/2022
Statement No. 21(page 2 of 3)

We've simplified our Privacy Statement. It combines important details about how we collect, hold and use your personal and credit-related information into one document. For example you may receive offers for products and services provided by us or our third-party partners that we think may be of interest and value to you. This statement applies to our Australian financial products and services. Our Statement can be found at: stgeorge.com.au/privacy/privacy-statement.

Summary of Transaction Fees 01/06/2022 TO 30/06/2022

Transaction Type	Total Trans	Free	Charged	Rate \$	Total \$
Phone Banking	0	0	0	0.00	0.00
Internet/Business Banking Online	0	0	0	0.00	0.00
EFTPOS	0	0	0	0.00	0.00
Cheque	0	0	0	0.00	0.00
Over The Counter	0	0	0	0.00	0.00
St.George/BankSA/BankMelbourne ATM	0	0	0	0.00	0.00
Bank@Post	0	0	0	0.00	0.00
Agency	0	0	0	0.00	0.00
Direct Debits	0	0	0	0.00	0.00
Overseas Withdrawal	0	0	0	0.00	0.00
VISA Debit	0	0	0	0.00	0.00
St.George/BankSA/BankMelb ATM Mini Trans. History	0	0	0	0.00	0.00
Periodical Payments	0	0	0	0.00	0.00
Account-keeping Fee					0.00
SUB TOTAL	0	0	0		0.00
FEE REBATE					0.00
TOTALS	0	0	0		0.00

Summary of Transaction Fees 01/07/2022 TO 31/07/2022 - No transactions carried out

SUB TOTAL	0	0	0		0.00
FEE REBATE					0.00

Summary of Transaction Fees 01/08/2022 TO 31/08/2022 - No transactions carried out

SUB TOTAL	0	0	0		0.00
FEE REBATE					0.00

Summary of Transaction Fees 01/09/2022 TO 30/09/2022 - No transactions carried out

SUB TOTAL	0	0	0		0.00
FEE REBATE					0.00

Summary of Transaction Fees 01/10/2022 TO 31/10/2022 - No transactions carried out

SUB TOTAL	0	0	0		0.00
FEE REBATE					0.00



Account Number 474731163
Statement Period 14/06/2022 to 13/12/2022
Statement No. 21(page 3 of 3)

Summary of Transaction Fees 01/11/2022 TO 30/11/2022 - No transactions carried out

SUB TOTAL	0	0	0		0.00
FEE REBATE					0.00

Remember, if you have a card, always keep your passcode (PIN) secret - don't tell anyone or let them see it. Never write your passcode on your card or on anything that could be lost or stolen. If you do need to record a reminder, you must make every effort to disguise it. You may be liable for losses if you don't protect your passcode.

To help you learn how you can protect your card against unauthorised transactions, you can find more information at stgeorge.com.au/dispute

Complaints

If you have a complaint, contact our dedicated Customer Solutions team on 13 33 30 for Personal Banking or 133 800 for Business Banking. Alternatively, you can write to us at St.George Customer Solutions, Reply Paid 5265, Sydney NSW 2001. If an issue has not been resolved to your satisfaction, you can lodge a complaint with the Australian Financial Complaints Authority (AFCA). AFCA provides fair and independent financial services complaint resolution that is free to consumers.

Online: www.afca.org.au

Email: info@afca.org.au

Phone: 1800 931 678

Mail: Australian Financial Complaints Authority GPO Box 3 Melbourne VIC 3001

61800 - Distributions Receivable

2022 Financial Year

Preparer Jelly Cadiang

Reviewer Steven Lee

Status Completed

Account Code	Description	CY Balance	LY Balance	Change
IOO.AX	Ishares Global 100 Etf		\$126.05	100%
IOZ.AX1	Ishares Core S&p/asx 200 Etf		\$34.61	100%
TOTAL		CY Balance	LY Balance	
			\$160.66	

Supporting Documents

○ General Ledger [Report](#)

Standard Checklist

Review aging of amounts receivable and comment on any delay in payment

Incontinence Superannuation Fund

General Ledger

As at 30 June 2022

Transaction Date	Description	Units	Debit	Credit	Balance \$
Distributions Receivable (61800)					
<u>Ishares Global 100 Etf (IOO.AX)</u>					
01/07/2021	Opening Balance				126.05 DR
13/07/2021	IOO & IOZ distribution payment			126.05	0.00 DR
				126.05	0.00 DR
<u>Ishares Core S&p/asx 200 Etf (IOZ.AX1)</u>					
01/07/2021	Opening Balance				34.61 DR
13/07/2021	IOO & IOZ distribution payment			34.61	0.00 DR
				34.61	0.00 DR
Total Debits:	0.00				
Total Credits:	160.66				

77200 - Real Estate Properties (Australian - Residential)

2022 Financial Year

Preparer Jelly Cadiang

Reviewer Steven Lee

Status Completed

Account Code	Description	CY Units	CY Balance	LY Units	LY Balance	Change
SHYBINCONT	2/30 Henry Street Payneham SA 5070	1.000000	\$422,000.00	1.000000	\$422,000.00	0%
TOTAL		CY Units	CY Balance	LY Units	LY Balance	
		1.000000	\$422,000.00	1.000000	\$422,000.00	

Supporting Documents

- Investment Movement Report [Report](#)
- Property_value_2022.pdf [SHYBINCONT](#)

Standard Checklist

- Attach copies of Purchase or Sale contracts if property was purchased or disposed of during the year
- Attach copy of current certificate of title.
- Attach current building insurance policy
- Attach Declaration of Trust
- Ensure all Investments are valued correctly at June 30
- Ensure the investment is in accordance with the Fund's investment strategy
- Ensure the investment is in accordance with the SIS Act

Incontinence Superannuation Fund Investment Movement Report

As at 30 June 2022

Investment	Opening Balance		Additions		Disposals			Closing Balance		
	Units	Cost	Units	Cost	Units	Cost	Accounting Profit/(Loss)	Units	Cost	Market Value
Bank Accounts										
ANZ Cash Investment Acct 2085-28293		1.54		20,128.02		(20,129.56)			0.00	0.00
St. George DIY Super Saver 474731163		0.02							0.02	0.02
St. George Freedom Business 430515590		6,294.32		32,932.54		(18,154.35)			21,072.51	21,072.51
		6,295.88		53,060.56		(38,283.91)			21,072.53	21,072.53
Real Estate Properties (Australian - Residential)										
SHYBINCONT - 2/30 Henry Street Payneham SA 5070		1.00		338,729.93				1.00	338,729.93	422,000.00
		338,729.93							338,729.93	422,000.00
Shares in Listed Companies (Australian)										
AUZ.AX - Australian Mines Limited		17,000.00		1,889.95		(15,300.00)		1,700.00	1,889.95	102.00
IOO.AX - Ishares Global 100 Etf		143.00		5,531.95		(143.00)	(5,531.95)	9,264.51	0.00	
		7,421.90				(5,531.95)	9,264.51		1,889.95	102.00
Units in Listed Unit Trusts (Australian)										
IOZ.AX1 - Ishares Core S&p/asx 200 Etf		170.00		3,986.20		(170.00)	(3,986.20)	990.15	0.00	
		3,986.20				(3,986.20)	990.15		0.00	

356,433.91

53,060.56

(47,802.06)

10,254.66

361,692.41

443,174.53

- [skip to Main Navigation](#)
- [skip to Content](#)



Menu

With the Origin Everyday Rewards Plan

Find out more



everyday rewards

*T&Cs apply. [Hover to see more](#)

Menu



- [Sign in](#)
- [Join](#)

- [Buy](#)
- [Rent](#)
- [Sold](#)
- [Share](#)
- [New homes](#)
- [Find agents](#)
- [Lifestyle](#)
- [News](#)
- [Commercial](#)

[Property Value Henry Street](#) 2/30 Henry Street

Search for a street address

Search

[Lot 201 Henry Street](#)

- [ESTIMATED VALUE](#)
- [TIMELINE](#)
- [EQUITY](#)
- [ABOUT](#)
- [SIMILAR HOMES](#)
- [MARKET TRENDS](#)
- [SCHOOLS](#)

[31 Henry Street](#)

[Lot 201 Henry Street](#)



664

[31 Henry Street](#)

OFF MARKET

This property is **not currently for sale or rent** on realestate.com.au

2/30 Henry Street Payneham SA 5070

Bedrooms 3 Bathrooms 1 Car Spaces 2

Own this property?




Get access to insights and data tailored for property owners.



Track this property

[What is tracking?](#)

Next best steps for buyers

-  Track your loan
-  Compare home loans
-  First home buyer's checklist

Estimated value

\$340k
Low range

\$422k

\$510k
High range

MEDIUM CONFIDENCE ⓘ

Last updated 30 May, 2022

[How do we calculate estimated value?](#) ⓘ

To work out the estimated value of a property, our algorithm looks at:

Property features ^

Your property's type, characteristics, land size and location help us estimate its value.

Suburb Payneham	Land size 104 m ²	Property type Unit	Year built 1974	Bedrooms 3	Bathrooms 1
Car spaces 2	Floor area -				

Track to update details

Comparable sales v

Past sales v

How much do you trust this value estimate?



Want a professional opinion?

Find a local agent to help you understand what your property is worth.

[Get a market appraisal](#)

Property sale history

- 2015
March 2015
\$320,000
Listed by
Harris Real Estate - RLA 226409
- 2008
April 2008
\$325,200
- 2007
January 2007
\$210,000



This information is supplied by Realestate.com.au (ABN 21 080 195 535) on behalf of Proptrack Pty Ltd (ABN 43 127 386 298)

Copyright and Legal Disclaimers about Property Data

Calculate your equity

Equity is the difference between the current value of your home and how much you owe on it. Find out how much equity you may be able to access from your home loan.

Estimated property value

\$

Outstanding loan amount

\$

Your estimated equity

\$--



You own approximately --% of your property. You could potentially unlock \$-- ⓘ

Track your equity over time

Add your home loan details to your realestate.com.au account and we'll monitor your equity and home loan against the market so you can set and forget and never miss an opportunity to save.

320,000+ Aussies found the right loan through us

Join thousands of happy property buyers by chatting to your own personal expert.

Get started

About this unit

2/30 Henry Street is a *3 bedroom, 1 bathroom unit with 2 carspaces*

Land size 104 m²

Floor area Unavailable

Year built 1974

Data supplied by PropTrack

This property attributes information is based on historical and current data supplied to our affiliate companies by State government agencies. This information constitutes "Third Party Content" for the purposes of our website terms of use. realestate.com.au Pty Ltd does not make any warranty as to the accuracy, completeness or reliability of the information or accept any liability arising in any way from any omissions or errors. The information should not be regarded as advice or relied upon by you or any other person and we recommend that you seek professional advice before making any property decisions.

Market Activity for 3 bedroom apartments/units in Payneham, SA

- 2 For sale
- 7 Recently sold
- 0 Open for inspections this week
- 0 Auctions upcoming

Payneham market wrap for 3 bedroom apartments/units

\$362,000

MEDIAN SALE PRICE

3.2%

ANNUAL GROWTH

Important information on local market data

The information published regarding market data is of a general nature only and does not consider your personal or investment objectives, financial situation or particular needs. Information is based on historical data and past performance is not necessarily indicative of future results. Realestate.com.au does not hold an Australian financial services or credit license and cannot provide any endorsement, recommendation or suggestion about any information or products displayed on this property profile. We strongly recommend that you obtain independent advice before you make any financial decisions using the information or investment tools contained on the property investment destination site, and we make no warranty as to the accuracy, completeness or reliability of the information or investment tools, nor do we accept any liability and responsibility arising in any way from omissions or errors contained on the property investment destination.

Median data for 3 bedroom unit configurations are calculated off 3 or more bedrooms.

Featured news, tips and guides



State-by-state guide to first home buyers grants
3 min read



The real cost of being a landlord


Presented by terri scheer



6 property settlement tips for home buyers
4 min read



How much can I borrow?
6 min read



Should you buy p with your sibling?
3 min read

Similar homes in Payneham

Looking at similar homes in Payneham, SA 5070 can help you better understand this unit's potential value.

Sold For Sale For Rent



[3/54 Portrush Road, Payneham, SA 5070](#)

[Bedrooms](#)

3

[Bathrooms](#)

1

[Car Spaces](#)

4

[\\$580,000](#)

[27 Apr 2022](#)



[36 Portrush Road \(Facing Taylor Avenue\), Payneham, SA 5070](#)

[Bedrooms](#)

3

[Bathrooms](#)

1

[Car Spaces](#)

1

[\\$660,000](#)

[05 Apr 2022](#)



[9B Leonard Street, Payneham, SA 5070](#)

[Bedrooms](#)

3

[Bathrooms](#)

2

[Car Spaces](#)

1

[\\$874,000](#)

[09 Mar 2022](#)



[7/32 Henry Street, Payneham, SA 5070](#)

[Bedrooms](#)

3

[Bathrooms](#)

2

[Car Spaces](#)

2

[\\$778,500](#)

[06 Mar 2022](#)



[9a Leonard Street, Payneham, SA 5070](#)

[Bedrooms](#)

3

[Bathrooms](#)

2

[Car Spaces](#)

1

[\\$876,000](#)

[26 Feb 2022](#)



[8/4 Nelson Street, Payneham, SA 5070](#)

[Bedrooms](#)

3

[Bathrooms](#)

2

[Car Spaces](#)

2

[\\$660,500](#)

[06 Nov 2021](#)



[4B Walsh Street, Payneham, SA 5070](#)

[Bedrooms](#)

3

[Bathrooms](#)

2

[Car Spaces](#)

2

[\\$650,000](#)

[08 Sep 2021](#)



[6/4 Nelson Street, Payneham, SA 5070](#)

[Bedrooms](#)

3

[Bathrooms](#)

2

[Car Spaces](#)

3

[\\$660,000](#)

[27 Aug 2021](#)



[15 Sewell Avenue, Payneham, SA 5070](#)

[Bedrooms](#)

3

[Bathrooms](#)

2

[Car Spaces](#)

2

[\\$822,000](#)

[09 Aug 2021](#)



[24 Henry Street, Payneham, SA 5070](#)

[Bedrooms](#)

3

[Bathrooms](#)

2

[Car Spaces](#)

1

[\\$705,000](#)

[01 Aug 2021](#)

Show more

Show less

Research homes neighbouring 2/30 Henry Street







prev
next

See all the homes on Henry Street, Payneham, SA 5070.

[Explore this street](#)

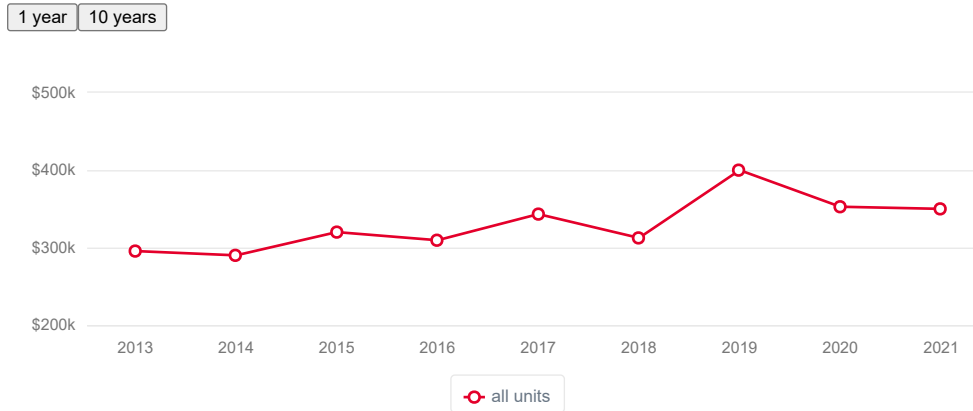
Market Trends

Discover market trends for units in Payneham

- Median sale price
- Median rent
- Properties sold

\$362k
median sale price
CURRENT

Payneham median sale price trends (last 10 years)



How was this calculated?

Median sale price: The price of a property that falls in the middle of the total number of properties sold over the preceding 12 month period for '1 year' trends & calendar year for '10 years' trends. Data current as of 28 April 2022. Data supplied by PropTrack.

Median rent: The advertised weekly rent of a property that falls in the middle of the total number of properties listed over the preceding 12 month period for '1 year' trends & calendar year for '10 years' trends. Data current as of 29 May 2022. Data supplied by realestate.com.au.

Properties sold: The total number of properties sold over the preceding 12 month period for '1 year' trends & calendar year for '10 years' trends. Data current as of 28 April 2022. Data supplied by PropTrack.

Get an appraisal from local sales agents in Payneham

You don't have to be ready to sell to get an appraisal. Speak to an expert to find your potential sale price and better understand the local market and selling process.



[Andrew Farnden](#) ANDREW AND CO2 Recent Sales
[Request appraisal](#)



[Joe Hibeljic](#) Ray White - Norwood RLA2785301 Recent Sale
[Request appraisal](#)



[Greg Nicholls](#) LJ Hooker - Adelaide City/St Peters/Glynde1 Recent Sale
[Request appraisal](#)



[Taylor Bishop](#) Harris Real Estate - RLA 2264091 Recent Sale

[Request appraisal](#)

[See more agents](#)

Based on suburb sales and performance for recent unit sales in Payneham

Schools closest to 2/30 Henry Street

School name	Address	Type	Sector	Distance
St Joseph's School View Website	78 portrush rd, payneham 5070	Primary	Catholic	0.65 km
Felixstow Community School View Website	briar road, felixstow 5070	Primary	Government	0.79 km
Open Access College View Website	marden road, marden 5070	Combined	Government	0.93 km
Marden Senior College View Website	marden road, marden 5070	Secondary	Government	0.95 km
Trinity Gardens Primary School View Website	portrush road, trinity gardens 5068	Primary	Government	1.24 km

[Show more](#) [Show less](#)

"Distance" is a straight line calculation. See more about our schools data

We receive schools data from government agencies, schools, real estate agents and the general public. We update our schools data from regular updates and feedback received. "Distance" refers to the straight line between the property and the school address on our database. We recommend contacting schools directly regarding zoning and admission.

Get good value with 15% off

the elec reference price for 12 months with Origin Flexi eRate Plus

Offer only for eligible residential customers in SA Power Networks area. T&Cs apply. Hover to see more

[Sign up](#)



What is an 'estimated value'?

An 'estimated value' is a computer generated price calculated and supplied monthly by PropTrack using automated statistical models based on available local property data, including the type of property, recent sales and local price trends. It is not a price prediction and is only used as an indication of the potential value of a property. The 'estimated value' is current at the time of publication and should not be relied upon as an accurate representation of the market value of a property. realestate.com.au Pty Ltd makes no warranty as to the accuracy or reliability of the information contained in the 'estimated value' and realestate.com.au and its related entities, directors, officers and agents disclaim all liability and responsibility for any direct or indirect loss or damage which may be suffered by the recipient through relying on anything contained in or omitted from an 'estimated value'.

We encourage homeowners and property seekers to supplement this information with an appraisal from a local real estate agent.

Speak to a [real estate agent in Payneham](#) for an agent appraisal of your property.

[Visit FAQ](#) OK, got it

Copyright in this information belongs to the South Australian Government and the South Australian Government does not accept any responsibility for the accuracy or completeness of the information or its suitability for any purpose.

Updated by property owner

This property has been updated by the property owner. They have tracked the property as the owner and successfully submitted an update to the property.

[Visit FAQ](#) OK, got it

What is tracking?

Track your property to monitor recent sales for similar properties and receive monthly updates on its estimated value.

By telling us your relationship with the property you are tracking, we will tailor your realestate.com.au experience and the property insights we send you.

You can also track multiple properties including your primary residence and any investment properties.

We're continually improving the My Property experience to help you make better decisions, whether you're looking to buy, sell, renovate or lease out.

About our sold prices

This sold transactions information is based on historical and current data supplied to our affiliate companies by State government agencies. This information constitutes "Third Party Content" for the purposes of our website terms of use. realestate.com.au Pty Ltd does not make any warranty as to the accuracy, completeness or reliability of the information or accept any liability arising in any way from any omissions or errors. The information should not be regarded as advice or relied upon by you or any other person and we recommend that you seek professional advice before making any property decisions.

Victorian Data

The State of Victoria owns the copyright in the Property Sales Data and reproduction of that data in any way without the consent of the State of Victoria will constitute a breach of the Copyright Act 1968 (Cth). The State of Victoria does not warrant the accuracy or completeness of the Property Data and any person using or relying upon such information does so on the basis that the State of Victoria accepts no responsibility or liability whatsoever for any errors, faults, defects or omissions in the information supplied.

Western Australian Data

Based on information provided by and with the permission of the Western Australian Land Information Authority (2018) trading as Landgate.

New South Wales Data

Property sales information provided by Property NSW from globe.six.nsw.gov.au under a Creative Commons Attribution 4.0 licence.

Queensland Data

Based on or contains data provided by the State of Queensland (Department of Natural Resources and Mines) 2018. In consideration of the State permitting use of this data you acknowledge and agree that the State gives no warranty in relation to the data (including accuracy, reliability, completeness, currency or suitability) and accepts no liability (including without limitation, liability in negligence) for any loss, damage or costs (including consequential damage) relating to any use of the data. Data must not be used for direct marketing or be used in breach of the privacy laws.

Tasmania Data

This product incorporates data the copyright ownership of which is vested in the Crown in Right of Tasmania. The data has been used in the product with the permission of the Crown in Right of Tasmania.

The Crown in Right of Tasmania and its employees and agents:

- (a) give no warranty regarding the data's accuracy, completeness, currency or suitability for any particular purpose; and
- (b) do not accept liability howsoever arising, including but not limited to negligence, for any loss resulting from the use of or reliance upon the data.

Base data with the LIST © Crown in Right of Tasmania www.thelist.tas.gov.au

Australian Capital Territory Data

The Territory Data is the property of the Australian Capital Territory. No part of it may in any form or by any means (electronic, mechanical, microcopying, photocopying, recording or otherwise) be reproduced, stored in a retrieval system or transmitted without prior written permission. Enquiries should be directed to: Director, Customer Services, ACT Planning and Land Authority, GPO Box 1908, Canberra ACT 2601.

South Australia Data

Copyright in this information belongs to the South Australian Government and the South Australian Government does not accept any responsibility for the accuracy or completeness of the information or its suitability for any purpose.

Northern Territory Data

Based on information provided under licence by the Department of Lands and Planning, Northern Territory of Australia.

Personal information collection statement

We will collect and use your personal information to give you a personalised user experience (eg. receive information about the property you are claiming by email) and to promote our services and those of select third parties. Our Privacy Policy further explains how we collect, use and disclose personal information and how to access, correct or complain about the handling of personal information.

Close

Legal information about Property Value and Property Pages

Property Value and Property Pages exist to help people researching Australian property make informed decisions when buying and selling. Whilst we understand some property owners may prefer this information be kept confidential, we are licensed to display this information from various third parties. We do not display any personal information here and as such, these pages do not fall within the scope of the Privacy Act 1988 (Cth). Please note that Property pages and sold price information will not be removed on request.

This sold transactions information is based on historical and current data supplied to PropTrack's affiliate companies by real estate professionals. PropTrack does not have a practice of monitoring or making inquiries about this information. You rely on this information completely at your own risk. PropTrack does not make any warranty as to the accuracy, completeness or reliability of the information on this page or accept any liability arising in any way from any omissions or errors. The information should not be regarded as advice or relied upon by you or any other person and we recommend that you seek professional advice before making any property decisions.

South Australian Data

Copyright in this information belongs to the South Australian Government and the South Australian Government does not accept any responsibility for the accuracy or completeness of the information or its suitability for any purpose.

- [Facebook](#)
- [Twitter](#)
- [Pinterest](#)
- [LinkedIn](#)
- [YouTube](#)

- [Advertise with us](#)
- [Help centre](#)
- [Agent admin](#)
- [Media sales](#)
- [Legal](#)

- [Opt out](#)
- [Privacy](#)
- [Site map](#)
- [Careers](#)

Personalised advertising: We show you more relevant advertising based on your activity. Prefer us not to? [Opt Out](#) of personalisation

- [REA Group corporate website](#)
- [Real estate to buy and rent](#)
- [Search for commercial real estate](#)
- [Australia's biggest share accommodation site](#)

International sites Partner sites

International sites: [China](#) [India](#) [Indonesia](#) [Malaysia](#) [Singapore](#) [Thailand](#) [United States](#) [Vietnam](#) [International properties](#)

Partner sites: [news.com.au](#) [foxsports.com.au](#) [homeguru.com.au](#) [realestate.co.nz](#) [mansionglobe.com](#) [askizzy.org.au](#) [hipages.com.au](#) [makaan.com](#) [proptiger.com](#) [thinkofliving.com](#)

realestate.com.au is owned and operated by ASX-listed REA Group Ltd (REA:ASX) © REA Group Ltd.

77600 - Shares in Listed Companies (Australian)

2022 Financial Year

Preparer Jelly Cadiang

Reviewer Steven Lee

Status Completed

Account Code	Description	CY Units	CY Balance	LY Units	LY Balance	Change
AUZ.AX	Australian Mines Limited	1700.000000	\$102.00	17000.000000	\$374.00	(72.73)%
IOO.AX	Ishares Global 100 Etf	0.000000		143.000000	\$13,627.90	100%
TOTAL		CY Units	CY Balance	LY Units	LY Balance	
		1700.000000	\$102.00	17143.000000	\$14,001.90	

Supporting Documents

- Investment Movement Report [Report](#)
- Balance Review Report [Report](#)
- EOFY-ANZ Share Account.pdf [AUZ.AX](#)

Standard Checklist

- Attach Balance Review Report
- Attach copies of HIN/SRN or Chess Statements, Broker Statements, Contract Notes Corporate Action documentation and any other relevant Source Documentation
- Attach Investment Movement Report
- Ensure all Investments are valued correctly at June 30
- Ensure the investment is in accordance with the Fund's investment strategy

Incontinence Superannuation Fund Investment Movement Report

As at 30 June 2022

Investment	Opening Balance		Additions		Disposals			Closing Balance		
	Units	Cost	Units	Cost	Units	Cost	Accounting Profit/(Loss)	Units	Cost	Market Value
Bank Accounts										
ANZ Cash Investment Acct 2085-28293		1.54		20,128.02		(20,129.56)			0.00	0.00
St. George DIY Super Saver 474731163		0.02							0.02	0.02
St. George Freedom Business 430515590		6,294.32		32,932.54		(18,154.35)			21,072.51	21,072.51
		6,295.88		53,060.56		(38,283.91)			21,072.53	21,072.53
Real Estate Properties (Australian - Residential)										
SHYBINCONT - 2/30 Henry Street Payneham SA 5070		1.00		338,729.93				1.00	338,729.93	422,000.00
		338,729.93							338,729.93	422,000.00
Shares in Listed Companies (Australian)										
AUZ.AX - Australian Mines Limited		17,000.00		1,889.95		(15,300.00)		1,700.00	1,889.95	102.00
IOO.AX - Ishares Global 100 Etf		143.00		5,531.95		(143.00)	(5,531.95)	9,264.51	0.00	
		7,421.90				(5,531.95)	9,264.51		1,889.95	102.00
Units in Listed Unit Trusts (Australian)										
IOZ.AX1 - Ishares Core S&p/asx 200 Etf		170.00		3,986.20		(170.00)	(3,986.20)	990.15	0.00	
		3,986.20				(3,986.20)	990.15		0.00	

356,433.91

53,060.56

(47,802.06)

10,254.66

361,692.41

443,174.53

Incontinence Superannuation Fund

Balance Review Report

As at 30 June 2022

Investment Code	Investment Name	Holding Reference	Third Party Data			BGL Ledger	Variance
			Data Feed Provider	Balance Date	Balance Amount	Balance	
60400	Bank Accounts						
STG474731163	St. George DIY Super Saver 474731163					0.02	
STG430515590	St. George Freedom Business 430515590					21,072.51	
77200	Real Estate Properties (Australian - Residential)						
SHYBINCONT	2/30 Henry Street Payneham SA 5070					1.0000	
77600	Shares in Listed Companies (Australian)						
AUZ.AX	Australian Mines Limited				Verify	1,700.0000	1,700.0000
85500	Limited Recourse Borrowing Arrangements						
SHYBINCONT	2/30 Henry Street Payneham SA 5070					-206,283.06	



SHARE INVESTING

MR NATHAN JOHN BROOK + MR RYAN JAMES GALPIN <INCONTINENCE S/F A/C>

41 SWALLOW AVENUE
MODBURY HEIGHTS SA 5092

Trading Account Statement

Period: 01/07/2021 - 30/06/2022

AUSTRALIA

Trading Account Number: 1316293

Date	Reference	Description	Debit	Credit	Balance
01/07/2021		Open Balance			0.00
21/01/2022	17753469	Sold 143 IOO @ 103.6812		14,796.46	14,796.46Cr
21/01/2022	17753506	Sold 170 IOZ @ 29.3900		4,976.35	19,772.81Cr
25/01/2022	12325717	Dep ANZCIA 012-012 208528293 17753469	14,796.46		4,976.35Cr
25/01/2022	12325718	Dep ANZCIA 012-012 208528293 17753506	4,976.35		0.00
02/02/2022	16595559	Wdl ANZCIA 012-012 208528293 TRANSFER TO NOM AC		20,129.56	20,129.56Cr
02/02/2022	12387782	DE: 114-879 430515590	20,129.56		0.00
Total			39,902.370	39,902.370	

While every effort has been made to provide you with an accurate transaction summary, we give no warranty of accuracy or reliability and take no responsibility for any errors or omissions including by negligence. You should confirm the information, holdings and valuations contained herein. All prices and values are denominated in AUD unless otherwise indicated. The ANZ Share Investing service is provided by CMC Markets Stockbroking Limited (ABN 69 081 002 851, AFSL 246381), a Participant of the ASX Group (CMC Markets Stockbroking), SSX (Sydney Stock Exchange) and Cboe (Cboe Australia) at the request of Australia and New Zealand Banking Group Limited ABN 11 005 357 522.



SHARE INVESTING

MR NATHAN JOHN BROOK + MR RYAN JAMES GALPIN <INCONTINENCE S/F
A/C>

41 SWALLOW AVENUE
MODBURY HEIGHTS SA 5092

Confirmations

Period: 01/07/2021 - 30/06/2022

AUSTRALIA

Trading Account Number: 1316293

Code	Confirmation No.	Type	Trade Date	Settlement Date	Price	Quantity	Brokerage	GST	Other fees	Consideration
IOO	17753469	Sell	21/01/2022	25/01/2022	103.681	143	27.23	2.72	0.00	14,796.46
IOZ	17753506	Sell	21/01/2022	25/01/2022	29.390	170	18.14	1.81	0.00	4,976.35

While every effort has been made to provide you with an accurate transaction summary, we give no warranty of accuracy or reliability and take no responsibility for any errors or omissions including by negligence. You should confirm the information, holdings and valuations contained herein. All prices and values are denominated in AUD unless otherwise indicated. The ANZ Share Investing service is provided by CMC Markets Stockbroking Limited (ABN 69 081 002 851, AFSL 246381), a Participant of the ASX Group (CMC Markets Stockbroking), SSX (Sydney Stock Exchange) and Cboe (Cboe Australia) at the request of Australia and New Zealand Banking Group Limited ABN 11 005 357 522.



SHARE INVESTING

MR NATHAN JOHN BROOK + MR RYAN JAMES GALPIN <INCONTINENCE S/F
A/C>

41 SWALLOW AVENUE
MODBURY HEIGHTS SA 5092

Holdings

At close of business: 30/06/2022

AUSTRALIA

Trading Account Number: 1316293

Code	Company Name	Closing Price	FX Rate	Quantity	Value
AUZ	AUSTRALIAN MINES LIMITED	0.060		1,700	102.000
Total					102.000

While every effort has been made to provide you with an accurate transaction summary, we give no warranty of accuracy or reliability and take no responsibility for any errors or omissions including by negligence. You should confirm the information, holdings and valuations contained herein. All prices and values are denominated in AUD unless otherwise indicated. The ANZ Share Investing service is provided by CMC Markets Stockbroking Limited (ABN 69 081 002 851, AFSL 246381), a Participant of the ASX Group (CMC Markets Stockbroking), SSX (Sydney Stock Exchange) and Cboe (Cboe Australia) at the request of Australia and New Zealand Banking Group Limited ABN 11 005 357 522.

Page 3 of 6



SHARE INVESTING

MR NATHAN JOHN BROOK + MR RYAN JAMES GALPIN <INCONTINENCE S/F
A/C>

41 SWALLOW AVENUE
MODBURY HEIGHTS SA 5092

International Dividends

Period: 01/07/2021 - 30/06/2022

AUSTRALIA

Trading Account Number: 1316293

Code	Pay Date	Ex Date	Holdings at Ex Date	Gross Amount Per Share	Gross Amount	Fees	Tax Withheld	Net Amount	FX Rate	Net Amount (AUD)
Total										0.00

While every effort has been made to provide you with an accurate transaction summary, we give no warranty of accuracy or reliability and take no responsibility for any errors or omissions including by negligence. You should confirm the information, holdings and valuations contained herein. All prices and values are denominated in AUD unless otherwise indicated. The ANZ Share Investing service is provided by CMC Markets Stockbroking Limited (ABN 69 081 002 851, AFSL 246381), a Participant of the ASX Group (CMC Markets Stockbroking), SSX (Sydney Stock Exchange) and Cboe (Cboe Australia) at the request of Australia and New Zealand Banking Group Limited ABN 11 005 357 522.



Statement Glossary

Trading Account Statement

The Trading Account Statement displays all transactions processed through the trading account during the reporting period. This may include trade transactions (buying and selling shares) as well as cash movements for settling trades. All prices and values are denominated in AUD unless otherwise indicated.

Date	The date the transaction was processed
Reference	A unique reference number for the transaction
Description	A brief description of the transaction
Debit	Amount debited from the trading account
Credit	Amount credited to the trading account
Balance	A running balance of the trading account

Confirmations

The Confirmations statement lists all equity trade confirmations recorded on the trading account during the reporting period. This is a summary of the information provided to you through email or printed trade confirmations issued on the day of the trade. All prices and values are denominated in AUD unless otherwise indicated.

Code	The instrument code traded
Confirmation No	The unique confirmation reference number
Type	Indicates if the transaction was a Buy or Sell
Trade Date	The date the trade was recorded
Settlement Date	The date the transaction was due to settle. This will usually, but not always, be 2 business day after the trade date
Price	The average price at which the shares were bought or sold
Quantity	The number of shares bought or sold
Brokerage	The brokerage charged for the transaction (excluding GST)
GST	The GST charged for the transaction for brokerage and any other fees
Other Fees	Any other fees related to the transaction (excluding GST). This may include stamp duty, postage fees, or exchange fees. Please refer to your original confirmation for full details
Consideration	The consideration paid (for buys) or received (for sells) net of brokerage, fees, and GST
Foreign Exchange	For confirmations related to international shares, the foreign exchange rate and price in local currency is displayed

Holdings

The Holdings statement displays all equity positions held at the end of the reporting period.

Code	The instrument code
Company Name	The name of the company or instrument
Closing Price	The price as at market close on the last trading day of the reporting period
FX Rate	The foreign exchange rate applied to international holdings
Quantity	The notional number of shares held. This will include any pending buy transactions, and exclude any pending sell transactions
Value	The value, in AUD, of the holding at the end of the reporting period. So Closing Price x Quantity (x FX rate for international holdings)



Statement Glossary

International Dividends

The International Dividends Statement lists all dividends paid from international shares during the reporting period. All prices and values are denominated in AUD unless otherwise indicated.

Code	The instrument code
Pay Date	The date the dividend was paid to you
Ex Date	The date after which a security will trade without the dividend. You must hold the security on this date to be entitled to the dividend
Holdings at Ex Date	The number of shares you held on the ex date
Gross Amount Per Share	The amount paid by the company per share held
Gross Amount	The gross amount paid, being Amount per Share x Holdings at ex date
Fees	Custodial Fees charged by our custodian
Tax Withheld	The amount of tax withheld from the dividend. In some cases for US Shares you may be eligible for a reduced rate of withholding tax. See the trading platform under Support US Tax Form for more details
Net Amount	The net amount paid after tax has been withheld in the local currency of the instrument
FX Rate	The foreign exchange rate applied to the dividend payment
Net Amount (AUD)	The net amount in AUD paid into your account

78200 - Units in Listed Unit Trusts (Australian)

2022 Financial Year

Preparer Jelly Cadiang

Reviewer Steven Lee

Status Completed

Account Code	Description	CY Units	CY Balance	LY Units	LY Balance	Change
IOZ.AX1	Ishares Core S&p /asx 200 Etf	0.000000		170.000000	\$5,127.20	100%
TOTAL		CY Units	CY Balance	LY Units	LY Balance	
		0.000000		170.000000	\$5,127.20	

Supporting Documents

- Investment Movement Report [Report](#)

Standard Checklist

- Attach copies of Statements and Source Documentation
- Attach Investment Movement Report
- Ensure all Investments are valued correctly at June 30
- Ensure the investment is in accordance with the Fund's investment strategy
- Ensure the investment is in accordance with the SIS Act

Incontinence Superannuation Fund Investment Movement Report

As at 30 June 2022

Investment	Opening Balance		Additions		Disposals			Closing Balance		
	Units	Cost	Units	Cost	Units	Cost	Accounting Profit/(Loss)	Units	Cost	Market Value
Bank Accounts										
ANZ Cash Investment Acct 2085-28293		1.54		20,128.02		(20,129.56)			0.00	0.00
St. George DIY Super Saver 474731163		0.02							0.02	0.02
St. George Freedom Business 430515590		6,294.32		32,932.54		(18,154.35)			21,072.51	21,072.51
		6,295.88		53,060.56		(38,283.91)			21,072.53	21,072.53
Real Estate Properties (Australian - Residential)										
SHYBINCONT - 2/30 Henry Street Payneham SA 5070		1.00		338,729.93				1.00	338,729.93	422,000.00
		338,729.93							338,729.93	422,000.00
Shares in Listed Companies (Australian)										
AUZ.AX - Australian Mines Limited		17,000.00		1,889.95		(15,300.00)		1,700.00	1,889.95	102.00
IOO.AX - Ishares Global 100 Etf		143.00		5,531.95		(143.00)	(5,531.95)	9,264.51	0.00	
		7,421.90				(5,531.95)	9,264.51		1,889.95	102.00
Units in Listed Unit Trusts (Australian)										
IOZ.AX1 - Ishares Core S&p/asx 200 Etf		170.00		3,986.20		(170.00)	(3,986.20)	990.15	0.00	
		3,986.20				(3,986.20)	990.15		0.00	

356,433.91

53,060.56

(47,802.06)

10,254.66

361,692.41

443,174.53

85000 - Income Tax Payable/Refundable

2022 Financial Year

Preparer Jelly Cadiang

Reviewer Steven Lee

Status Completed

Account Code	Description	CY Balance	LY Balance	Change
85000	Income Tax Payable/Refundable	\$164.67	\$126.29	30.39%
TOTAL		CY Balance	LY Balance	
		\$164.67	\$126.29	

Supporting Documents

- Tax Reconciliation Report [Report](#)
- Exempt Pension Reconciliation [Report](#)
- Statement of Taxable Income [Report](#)
- Non Deductible Expense Reconciliation [Report](#)
- ATO_Income tax.pdf [85000](#)

Standard Checklist

- Attach Actuarial Certificate (if applicable)
- Attach any other Tax reconciliations
- Attach copy of Exempt Pension Reconciliation (if applicable)
- Attach copy of Non Deductible Expense Reconciliation (if applicable)
- Attach copy of Statement of Taxable Income
- Attach copy of Tax Reconciliation Report
- Confirm Transactions in ATO Portal

Incontinence Superannuation Fund

Exempt Current Pension Income Reconciliation

For The Period 01 July 2021 - 30 June 2022

	Date	Account Code	Account Description	Taxable Amount	Actuary/Pool %	Exempt Amount
Label A						
Final calculations 01 July 2021 - 30 June 2022			Net Capital Gains	5,149.62	0.00 %	0.00
Segment - 01 July 2021 to 30 June 2022						
Label B						
	29/07/2021	28000/SHYBINCONT	2/30 Henry Street Payneham SA 5070	1,171.33		
	30/08/2021	28000/SHYBINCONT	2/30 Henry Street Payneham SA 5070	974.41		
	29/09/2021	28000/SHYBINCONT	2/30 Henry Street Payneham SA 5070	838.36		
	28/10/2021	28000/SHYBINCONT	2/30 Henry Street Payneham SA 5070	1,048.13		
	29/11/2021	28000/SHYBINCONT	2/30 Henry Street Payneham SA 5070	881.98		
	30/12/2021	28000/SHYBINCONT	2/30 Henry Street Payneham SA 5070	838.36		
	28/01/2022	28000/SHYBINCONT	2/30 Henry Street Payneham SA 5070	1,800.61		
	25/02/2022	28000/SHYBINCONT	2/30 Henry Street Payneham SA 5070	976.86		
	30/03/2022	28000/SHYBINCONT	2/30 Henry Street Payneham SA 5070	715.16		
	28/04/2022	28000/SHYBINCONT	2/30 Henry Street Payneham SA 5070	1,171.33		
	30/05/2022	28000/SHYBINCONT	2/30 Henry Street Payneham SA 5070	976.86		
	30/06/2022	28000/SHYBINCONT	2/30 Henry Street Payneham SA 5070	1,409.59		
	30/06/2022	28000/SHYBINCONT	2/30 Henry Street Payneham SA 5070	5,481.42		
			Total	18,284.40	0.000 %	0.00
Label D1						
	30/06/2022	23800/IOO.AX	Ishares Global 100 Etf	104.27		
	30/06/2022	23800/IOZ.AX1	Ishares Core S&p/asx 200 Etf	2.55		
			Total	106.82	0.000 %	0.00
Label M						

Incontinence Superannuation Fund
Exempt Current Pension Income Reconciliation

For The Period 01 July 2021 - 30 June 2022

	Date	Account Code	Account Description	Taxable Amount	Actuary/Pool %	Exempt Amount
Label M						
	30/06/2022	23800/IOZ.AX1	Ishares Core S&p/asx 200 Etf	137.66		
			Total	137.66	0.000 %	0.00
					Total Segment ECPI *	0.00
					SMSF Annual Return Rounding	0.00
					Total ECPI	0.00

* Total Segment ECPI does not include ECPI amounts from Label A. The total ECPI from Label A is shown separately at the start of the report.

Incontinence Superannuation Fund
Pension Non Deductible Expense Report

For The Period 01 July 2021 - 30 June 2022

	Date	Account Code	Account Description	Amount	Expense %	Deductible	Non Deductible
Segment - 01 July 2021 to 30 June 2022							
Label M1							
			Tax Losses Deducted Label M1	4,217.00			
			Total	4,217.00	0 %	4,217.00	0.00

	Date	Account Code	Account Description	Amount	Expense %	Deductible	Non Deductible
Label A							
	18/12/2021	42010/SHYBINCONT	2/30 Henry Street Payneham SA 5070	1,007.19			
	18/01/2022	42010/SHYBINCONT	2/30 Henry Street Payneham SA 5070	1,038.95			
	18/02/2022	42010/SHYBINCONT	2/30 Henry Street Payneham SA 5070	1,037.29			
	17/05/2022	42010/SHYBINCONT	2/30 Henry Street Payneham SA 5070	1,001.31			
	18/06/2022	42010/SHYBINCONT	2/30 Henry Street Payneham SA 5070	1,073.77			
	18/08/2021	42010/SHYBINCONT	2/30 Henry Street Payneham SA 5070	1,047.46			
	18/11/2021	42010/SHYBINCONT	2/30 Henry Street Payneham SA 5070	1,042.41			
	18/10/2021	42010/SHYBINCONT	2/30 Henry Street Payneham SA 5070	1,010.53			
	18/04/2022	42010/SHYBINCONT	2/30 Henry Street Payneham SA 5070	1,033.44			
	18/07/2021	42010/SHYBINCONT	2/30 Henry Street Payneham SA 5070	1,015.39			
	18/09/2021	42010/SHYBINCONT	2/30 Henry Street Payneham SA 5070	1,045.84			
	18/03/2022	42010/SHYBINCONT	2/30 Henry Street Payneham SA 5070	935.40			
			Total	12,288.98	0.000 %	12,288.98	0.00

Label H

Incontinence Superannuation Fund

Pension Non Deductible Expense Report

For The Period 01 July 2021 - 30 June 2022

	Date	Account Code	Account Description	Amount	Expense %	Deductible	Non Deductible
Label H							
	09/04/2022	30700	Auditor's Remuneration	15.00			
	09/04/2022	30700	Auditor's Remuneration	535.00			
			Total	550.00	0.000 %	550.00	0.00

Label I							
	30/06/2022	42110/SHYBINCONT	2/30 Henry Street Payneham SA 5070	44.00			
	30/06/2022	41930/SHYBINCONT	2/30 Henry Street Payneham SA 5070	1,584.88			
	30/06/2022	41960/SHYBINCONT	2/30 Henry Street Payneham SA 5070	1,098.45			
	30/06/2022	42150/SHYBINCONT	2/30 Henry Street Payneham SA 5070	568.40			
	30/06/2022	41930/SHYBINCONT	2/30 Henry Street Payneham SA 5070	216.77			
	25/08/2021	42100/SHYBINCONT	2/30 Henry Street Payneham SA 5070	108.35			
	30/06/2022	42100/SHYBINCONT	2/30 Henry Street Payneham SA 5070	1,650.00			
	30/06/2022	42060/SHYBINCONT	2/30 Henry Street Payneham SA 5070	99.00			
	30/06/2022	41930/SHYBINCONT	2/30 Henry Street Payneham SA 5070	66.00			
	30/06/2022	41930/SHYBINCONT	2/30 Henry Street Payneham SA 5070	30.80			
	30/06/2022	42110/SHYBINCONT	2/30 Henry Street Payneham SA 5070	99.00			
	30/06/2022	41930/SHYBINCONT	2/30 Henry Street Payneham SA 5070	24.12			
			Total	5,589.77	0.000 %	5,589.77	0.00

Label J

Incontinence Superannuation Fund

Pension Non Deductible Expense Report

For The Period 01 July 2021 - 30 June 2022

	Date	Account Code	Account Description	Amount	Expense %	Deductible	Non Deductible
Label J							
	30/10/2021	31500	Bank Charges	10.00			
	18/06/2022	31500	Bank Charges	8.00			
	18/04/2022	31500	Bank Charges	8.00			
	18/12/2021	31500	Bank Charges	8.00			
	02/03/2022	30800	ASIC Fees	276.00			
	09/04/2022	30100	Accountancy Fees	520.00			
	30/09/2021	31500	Bank Charges	10.00			
	31/05/2022	31500	Bank Charges	10.00			
	31/01/2022	31500	Bank Charges	10.00			
	18/05/2022	31500	Bank Charges	8.00			
	18/11/2021	31500	Bank Charges	12.00			
	31/12/2021	31500	Bank Charges	10.00			
	18/03/2022	31500	Bank Charges	8.00			
	30/06/2022	31500	Bank Charges	10.00			
	18/07/2021	31500	Bank Charges	12.00			
	31/07/2021	31500	Bank Charges	10.00			
	28/02/2022	31500	Bank Charges	10.00			
	31/08/2021	31500	Bank Charges	10.00			
	18/01/2022	31500	Bank Charges	8.00			
	30/04/2022	31500	Bank Charges	10.00			
	18/08/2021	31500	Bank Charges	12.00			
	30/11/2021	31500	Bank Charges	10.00			

Incontinence Superannuation Fund
Pension Non Deductible Expense Report

For The Period 01 July 2021 - 30 June 2022

	Date	Account Code	Account Description	Amount	Expense %	Deductible	Non Deductible
Label J							
	18/02/2022	31500	Bank Charges	8.00			
	18/09/2021	31500	Bank Charges	12.00			
	18/10/2021	31500	Bank Charges	12.00			
	31/03/2022	31500	Bank Charges	10.00			
			Total	1,032.00	0.000 %	1,032.00	0.00
						Total Segment Expenses	23,677.75
							0.00
						Total Expenses *	23,677.75
							0.00

* General expense percentage - 0.000 %

* Investment expense percentage - 0.000 %

Incontinence Superannuation Fund

Statement of Taxable Income

For the year ended 30 June 2022

	2022
	\$
Benefits accrued as a result of operations	(236.09)
Less	
Tax Losses Deducted	4,217.00
Realised Accounting Capital Gains	10,254.66
Accounting Trust Distributions	194.55
	<u>14,666.21</u>
Add	
Decrease in MV of investments	9,508.95
Franking Credits	38.38
Foreign Credits	15.79
Net Capital Gains	5,150.00
Taxable Trust Distributions	99.28
Distributed Foreign income	91.03
	<u>14,903.43</u>
SMSF Annual Return Rounding	(1.13)
Taxable Income or Loss	<u>0.00</u>
Income Tax on Taxable Income or Loss	0.00
Less	
Franking Credits	38.38
	<u>(38.38)</u>
CURRENT TAX OR REFUND	<u>(38.38)</u>
Supervisory Levy	259.00
AMOUNT DUE OR REFUNDABLE	<u>220.62</u>

Incontinence Superannuation Fund

Tax Reconciliation Report

For the year ended 30 June 2022

Tax Return Label	Date	Account Code	Account Name	Amount \$
A - Net capital gain				
				5,149.62
Sub-Total				5,149.62
Ignore Cents				0.62
Total				5,149.00
B - Income - Gross rent and other leasing and hiring income				
	29/07/2021	28000/SHYBINCONT	2/30 Henry Street Payneham SA 5070	1,171.33
	30/08/2021	28000/SHYBINCONT	2/30 Henry Street Payneham SA 5070	974.41
	29/09/2021	28000/SHYBINCONT	2/30 Henry Street Payneham SA 5070	838.36
	28/10/2021	28000/SHYBINCONT	2/30 Henry Street Payneham SA 5070	1,048.13
	29/11/2021	28000/SHYBINCONT	2/30 Henry Street Payneham SA 5070	881.98
	30/12/2021	28000/SHYBINCONT	2/30 Henry Street Payneham SA 5070	838.36
	28/01/2022	28000/SHYBINCONT	2/30 Henry Street Payneham SA 5070	1,800.61
	25/02/2022	28000/SHYBINCONT	2/30 Henry Street Payneham SA 5070	976.86
	30/03/2022	28000/SHYBINCONT	2/30 Henry Street Payneham SA 5070	715.16
	28/04/2022	28000/SHYBINCONT	2/30 Henry Street Payneham SA 5070	1,171.33
	30/05/2022	28000/SHYBINCONT	2/30 Henry Street Payneham SA 5070	976.86
	30/06/2022	28000/SHYBINCONT	2/30 Henry Street Payneham SA 5070	1,409.59
	30/06/2022	28000/SHYBINCONT	2/30 Henry Street Payneham SA 5070	5,481.42
Sub-Total				18,284.40
Ignore Cents				0.40
Total				18,284.00
D1 - Income - Gross foreign income				
	30/06/2022	23800/IOO.AX	Ishares Global 100 Etf	104.27
	30/06/2022	23800/IOZ.AX1	Ishares Core S&p/asx 200 Etf	2.55
Sub-Total				106.82
Ignore Cents				0.82
Total				106.00
D - Income - Net foreign income				
	30/06/2022	23800/IOO.AX	Ishares Global 100 Etf	104.27
	30/06/2022	23800/IOZ.AX1	Ishares Core S&p/asx 200 Etf	2.55
Sub-Total				106.82
Ignore Cents				0.82
Total				106.00
M - Gross trust distributions				
	30/06/2022	23800/IOZ.AX1	Ishares Core S&p/asx 200 Etf	137.66

Incontinence Superannuation Fund

Tax Reconciliation Report

For the year ended 30 June 2022

Tax Return Label	Date	Account Code	Account Name	Amount \$
M - Gross trust distributions				
Sub-Total				137.66
Ignore Cents				0.66
Total				137.00
W - GROSS INCOME (Sum of labels A to U)				
				23,676.00
Sub-Total				23,676.00
Ignore Cents				0.00
Total				23,676.00
V - TOTAL ASSESSABLE INCOME (W less Y)				
				23,676.00
Sub-Total				23,676.00
Ignore Cents				0.00
Total				23,676.00
A1 - Expenses - Interest expenses within Australia				
	18/07/2021	42010/SHYBINCONT	2/30 Henry Street Payneham SA 5070	1,015.39
	18/08/2021	42010/SHYBINCONT	2/30 Henry Street Payneham SA 5070	1,047.46
	18/09/2021	42010/SHYBINCONT	2/30 Henry Street Payneham SA 5070	1,045.84
	18/10/2021	42010/SHYBINCONT	2/30 Henry Street Payneham SA 5070	1,010.53
	18/11/2021	42010/SHYBINCONT	2/30 Henry Street Payneham SA 5070	1,042.41
	18/12/2021	42010/SHYBINCONT	2/30 Henry Street Payneham SA 5070	1,007.19
	18/01/2022	42010/SHYBINCONT	2/30 Henry Street Payneham SA 5070	1,038.95
	18/02/2022	42010/SHYBINCONT	2/30 Henry Street Payneham SA 5070	1,037.29
	18/03/2022	42010/SHYBINCONT	2/30 Henry Street Payneham SA 5070	935.40
	18/04/2022	42010/SHYBINCONT	2/30 Henry Street Payneham SA 5070	1,033.44
	17/05/2022	42010/SHYBINCONT	2/30 Henry Street Payneham SA 5070	1,001.31
	18/06/2022	42010/SHYBINCONT	2/30 Henry Street Payneham SA 5070	1,073.77
Sub-Total				12,288.98
Ignore Cents				0.98
Total				12,288.00
H1 - Expenses - SMSF auditor fee				
	09/04/2022	30700	Auditor's Remuneration	535.00
	09/04/2022	30700	Auditor's Remuneration	15.00
Sub-Total				550.00
Ignore Cents				0.00
Total				550.00
I1 - Expenses - Investment expenses				

Incontinence Superannuation Fund

Tax Reconciliation Report

For the year ended 30 June 2022

Tax Return Label	Date	Account Code	Account Name	Amount \$
I1 - Expenses - Investment expenses				
	30/06/2022	41930/SHYBINCONT	2/30 Henry Street Payneham SA 5070	1,584.88
	30/06/2022	41930/SHYBINCONT	2/30 Henry Street Payneham SA 5070	30.80
	30/06/2022	41930/SHYBINCONT	2/30 Henry Street Payneham SA 5070	24.12
	30/06/2022	41930/SHYBINCONT	2/30 Henry Street Payneham SA 5070	216.77
	30/06/2022	41930/SHYBINCONT	2/30 Henry Street Payneham SA 5070	66.00
	30/06/2022	41960/SHYBINCONT	2/30 Henry Street Payneham SA 5070	1,098.45
	30/06/2022	42060/SHYBINCONT	2/30 Henry Street Payneham SA 5070	99.00
	25/08/2021	42100/SHYBINCONT	2/30 Henry Street Payneham SA 5070	108.35
	30/06/2022	42100/SHYBINCONT	2/30 Henry Street Payneham SA 5070	1,650.00
	30/06/2022	42110/SHYBINCONT	2/30 Henry Street Payneham SA 5070	99.00
	30/06/2022	42110/SHYBINCONT	2/30 Henry Street Payneham SA 5070	44.00
	30/06/2022	42150/SHYBINCONT	2/30 Henry Street Payneham SA 5070	568.40
Sub-Total				5,589.77
Ignore Cents				0.77
Total				5,589.00
J1 - Expenses - Management and administration expenses				
	18/07/2021	31500	Bank Charges	12.00
	31/07/2021	31500	Bank Charges	10.00
	18/08/2021	31500	Bank Charges	12.00
	31/08/2021	31500	Bank Charges	10.00
	18/09/2021	31500	Bank Charges	12.00
	30/09/2021	31500	Bank Charges	10.00
	18/10/2021	31500	Bank Charges	12.00
	30/10/2021	31500	Bank Charges	10.00
	18/11/2021	31500	Bank Charges	12.00
	30/11/2021	31500	Bank Charges	10.00
	18/12/2021	31500	Bank Charges	8.00
	31/12/2021	31500	Bank Charges	10.00
	18/01/2022	31500	Bank Charges	8.00
	31/01/2022	31500	Bank Charges	10.00
	18/02/2022	31500	Bank Charges	8.00
	28/02/2022	31500	Bank Charges	10.00
	02/03/2022	30800	ASIC Fees	276.00
	18/03/2022	31500	Bank Charges	8.00
	31/03/2022	31500	Bank Charges	10.00
	09/04/2022	30100	Accountancy Fees	520.00
	18/04/2022	31500	Bank Charges	8.00
	30/04/2022	31500	Bank Charges	10.00

Incontinence Superannuation Fund

Tax Reconciliation Report

For the year ended 30 June 2022

Tax Return Label	Date	Account Code	Account Name	Amount \$
J1 - Expenses - Management and administration expenses				
	18/05/2022	31500	Bank Charges	8.00
	31/05/2022	31500	Bank Charges	10.00
	18/06/2022	31500	Bank Charges	8.00
	30/06/2022	31500	Bank Charges	10.00
Sub-Total				1,032.00
Ignore Cents				0.00
Total				1,032.00
M1 - Expenses - Tax losses deducted				
				4,217.00
Sub-Total				4,217.00
Ignore Cents				0.00
Total				4,217.00
N - TOTAL DEDUCTIONS				
				23,676.00
Sub-Total				23,676.00
Ignore Cents				0.00
Total				23,676.00
Z - TOTAL SMSF EXPENSES				
				23,676.00
Sub-Total				23,676.00
Ignore Cents				0.00
Total				23,676.00
C1 - Foreign income tax offset				
	30/06/2022	23800/IOO.AX	Ishares Global 100 Etf	15.68
	30/06/2022	23800/IOZ.AX1	Ishares Core S&p/asx 200 Etf	0.11
Sub-Total				15.79
Ignore Cents				0.00
Total				15.79
C - Non-refundable non-carry forward tax offsets				
				15.79
Sub-Total				15.79
Ignore Cents				0.00
Total				15.79
E1 - Complying fund's franking credits tax offset				
	30/06/2022	23800/IOZ.AX1	Ishares Core S&p/asx 200 Etf	38.38
Sub-Total				38.38
Ignore Cents				0.00
Total				38.38
E - Refundable tax offsets				
				38.38

Incontinence Superannuation Fund
Tax Reconciliation Report

For the year ended 30 June 2022

Tax Return Label	Date	Account Code	Account Name	Amount
				\$
E - Refundable tax offsets				
Sub-Total				38.38
Ignore Cents				0.00
Total				38.38
I - Remainder of refundable tax offsets				
				38.38
Sub-Total				38.38
Ignore Cents				0.00
Total				38.38
L - Supervisory levy				
				259.00
Sub-Total				259.00
Ignore Cents				0.00
Total				259.00
S - AMOUNT DUE OR REFUNDABLE				
				220.62
Sub-Total				220.62
Ignore Cents				0.00
Total				220.62



Income tax 551

Date generated	09/08/2022
Overdue	\$0.00
Not yet due	\$0.00
Balance	\$0.00

Transactions

8 results found - from **09 August 2020** to **09 August 2022** sorted by **processed date** ordered **newest to oldest**

Processed date	Effective date	Description	Debit (DR)	Credit (CR)	Balance
5 Aug 2022	5 Aug 2022	General interest charge			\$0.00
5 Aug 2022	4 Aug 2022	Payment received		\$391.71	\$0.00
1 Aug 2022	1 Jul 2022	General interest charge			\$391.71 DR
1 Aug 2022	1 Dec 2021	Tax return Self Man Superfund - Income Tax for the period from 01 Jul 20 to 30 Jun 21	\$207.36		\$391.71 DR
1 Aug 2022	1 Jul 2021	General interest charge			\$184.35 DR
26 Jul 2022	15 Jun 2021	Tax return Self Man Superfund - Income Tax for the period from 01 Jul 19 to 30 Jun 20	\$184.35		\$184.35 DR
18 Aug 2020	21 Aug 2020	EFT refund for Income Tax for the period from 01 Jul 18 to 30 Jun 19	\$1,927.81		\$0.00
18 Aug 2020	30 Jun 2020	Tax return Self Man Superfund - Income Tax for the period from 01 Jul 18 to 30 Jun 19		\$1,927.81	\$1,927.81 CR

85500 - Limited Recourse Borrowing Arrangements

2022 Financial Year

Preparer Jelly Cadiang

Reviewer Steven Lee

Status Completed

Account Code	Description	CY Balance	LY Balance	Change
SHYBINCONT	2/30 Henry Street Payneham SA 5070	(\$206,283.06)	(\$210,458.08)	(1.98)%
TOTAL		CY Balance	LY Balance	
		(\$206,283.06)	(\$210,458.08)	

Supporting Documents

- General Ledger [Report](#)
- Loan_stats_STG_Home_Loan_400.pdf [SHYBINCONT](#)

Standard Checklist

- Attach Bank Statements, Loan statements and Loan Agreements
- Attach Security/Holding Trust deed
- Copy of bare trust agreement

Incontinence Superannuation Fund

General Ledger

As at 30 June 2022

Transaction Date	Description	Units	Debit	Credit	Balance \$
Limited Recourse Borrowing Arrangements (85500)					
<u>2/30 Henry Street Payneham SA 5070 (SHYBINCONT)</u>					
01/07/2021	Opening Balance				210,458.08 CR
18/07/2021	INTEREST			1,015.39	211,473.47 CR
18/07/2021	ADMIN FEE			12.00	211,485.47 CR
19/07/2021	LOAN REPAYMENT S.511.0030904.00 [REPAYMT A/C TFR]		1,384.00		210,101.47 CR
18/08/2021	INTEREST			1,047.46	211,148.93 CR
18/08/2021	ADMIN FEE			12.00	211,160.93 CR
19/08/2021	LOAN REPAYMENT S.511.0030904.00 [REPAYMT A/C TFR]		1,384.00		209,776.93 CR
18/09/2021	INTEREST			1,045.84	210,822.77 CR
18/09/2021	ADMIN FEE			12.00	210,834.77 CR
20/09/2021	LOAN REPAYMENT S.511.0030904.00 EFFECTIVE DATE 19SEP [REPAYMT A/C TFR]		1,384.00		209,450.77 CR
18/10/2021	INTEREST			1,010.53	210,461.30 CR
18/10/2021	LOAN ACCOUNT FEE			12.00	210,473.30 CR
19/10/2021	LOAN REPAYMENT S.511.0030904.00 [REPAYMT A/C TFR]		1,384.00		209,089.30 CR
18/11/2021	INTEREST			1,042.41	210,131.71 CR
18/11/2021	LOAN ACCOUNT FEE			12.00	210,143.71 CR
19/11/2021	LOAN REPAYMENT S.511.0030904.00 [REPAYMT A/C TFR]		1,384.00		208,759.71 CR
18/12/2021	INTEREST			1,007.19	209,766.90 CR
18/12/2021	LOAN ACCOUNT FEE			8.00	209,774.90 CR
19/12/2021	REPAYMT A/C TFR		1,380.00		208,394.90 CR
18/01/2022	INTEREST			1,038.95	209,433.85 CR
18/01/2022	LOAN ACCOUNT FEE			8.00	209,441.85 CR
19/01/2022	LOAN REPAYMENT S.511.0030904.00 [REPAYMT A/C TFR]		1,380.00		208,061.85 CR
18/02/2022	INTEREST			1,037.29	209,099.14 CR
18/02/2022	LOAN ACCOUNT FEE			8.00	209,107.14 CR
19/02/2022	LOAN REPAYMENT S.511.0030904.00 [REPAYMT A/C TFR]		1,380.00		207,727.14 CR
18/03/2022	INTEREST			935.40	208,662.54 CR
18/03/2022	LOAN ACCOUNT FEE			8.00	208,670.54 CR
19/03/2022	LOAN REPAYMENT S.511.0030904.00 [REPAYMT A/C TFR]		1,380.00		207,290.54 CR
18/04/2022	INTEREST			1,033.44	208,323.98 CR
18/04/2022	LOAN ACCOUNT FEE			8.00	208,331.98 CR
19/04/2022	LOAN REPAYMENT S.511.0030904.00 [REPAYMT A/C TFR]		1,380.00		206,951.98 CR
17/05/2022	INTEREST RATE CHANGE TO 6.12% PA 206,951.98 18 May 2022 INTEREST			1,001.31	207,953.29 CR
18/05/2022	LOAN ACCOUNT FEE			8.00	207,961.29 CR
19/05/2022	LOAN REPAYMENT S.511.0030904.00 [REPAYMT A/C TFR]		1,380.00		206,581.29 CR
18/06/2022	INTEREST			1,073.77	207,655.06 CR
18/06/2022	LOAN ACCOUNT FEE			8.00	207,663.06 CR
20/06/2022	LOAN REPAYMENT S.511.0030904.00 EFFECTIVE DATE 19JUN [REPAYMT A/C TFR]		1,380.00		206,283.06 CR
			16,580.00	12,404.98	206,283.06 CR

Total Debits: 16,580.00

Total Credits: 12,404.98

Statement of Account
HOME LOAN

St. George Bank
 A Division of
 Westpac Banking Corporation
 ABN 33 007 457 141
 AFSL and Australian credit licence 233714

Customer Enquiries 13 33 30
 (8am to 8pm (EST), Mon-Sat)

Loan Acct Number S511 0030904 00

BSB/Acct ID No. 115-911 003090400

Statement Start Date 01/07/2021

Statement End Date 19/09/2021

Page 1 of 2

Loan Account

N J BROOK & J B EDWARD & R J GALPN ATF INCONTINENCE SUPERANNUATION FUND

Account Summary as at 19 Sep 2021



Opening Balance		Interest Charge for the Period		Total Debits excluding Interest		Total Credits		Closing Balance
210,458.08	+	\$3,108.69	+	36.00	-	4,152.00	=	209,450.77
		Contract Term Remaining		Forecasted Term		Interest Offset Benefit for Statement Period		Annual Percentage Rate
		23yrs 06mths		23yrs 06mths		\$0.00		5.870%

Repayment Details as at 19 Sep 2021

Monthly Repayment	Monthly Repayment Due Date	Repayment Account
\$1,384.00	due on the 19th	430 515 590
Additional Monthly Repayment	Repayment Frequency	Repayment Frequency Amount
\$0.00	Monthly	\$0.00



Bill Code: 808220
Ref: 115911003090400

Please note: If your loan is currently at a fixed rate, then break costs may be payable if you make a prepayment (a payment exceeding your required repayment).

Please check all entries on this statement. Please inform the Bank promptly of any error or unauthorised transaction.

Loan Acct Number S511 0030904 00

BSB/Acct ID No. 115-911 003090400

Statement Start Date 01/07/2021

Statement End Date 19/09/2021

Page 2 of 2

Phone Banking Plus

☎ 13 33 22

Transaction Details

Date	Transaction Description	Debit	Credit	Loan Balance
01 Jul 2021	Opening Balance Interest Rate 5.870% PA			210,458.08
18 Jul 2021	INTEREST	1,015.39		211,473.47
18 Jul 2021	ADMIN FEE	12.00		211,485.47
19 Jul 2021	REPAYMT A/C TFR		1,384.00	210,101.47
18 Aug 2021	INTEREST	1,047.46		211,148.93
18 Aug 2021	ADMIN FEE	12.00		211,160.93
19 Aug 2021	REPAYMT A/C TFR		1,384.00	209,776.93
18 Sep 2021	INTEREST	1,045.84		210,822.77
18 Sep 2021	ADMIN FEE	12.00		210,834.77
19 Sep 2021	REPAYMT A/C TFR		1,384.00	209,450.77
19 Sep 2021	Closing Balance			209,450.77

From 31/03/2021 no fees apply for duplicate or interim statements, copies of cheques or documents.

Remember, if you have a card, always keep your passcode (PIN) secret - don't tell anyone or let them see it. Never write your passcode on your card or on anything that could be lost or stolen. If you do need to record a reminder, you must make every effort to disguise it. You may be liable for losses if you don't protect your passcode.

To help you learn how you can protect your card against unauthorised transactions, you can find more information at stgeorge.com.au/dispute

Complaints

If you have a complaint, contact our dedicated Customer Solutions team on 13 33 30 or write to us at St.George Customer Solutions, Reply Paid 5265, Sydney NSW 2001. If an issue has not been resolved to your satisfaction, you can lodge a complaint with the Australian Financial Complaints Authority (AFCA). AFCA provides fair and independent financial services complaint resolution that is free to consumers.

Online: www.afca.org.au

Email: info@afca.org.au

Phone 1800 931 678

Mail: Australian Financial Complaints Authority GPO Box 3 Melbourne VIC 3001

Statement of Account

HOME LOAN

St. George Bank
 A Division of
 Westpac Banking Corporation
 ABN 33 007 457 141
 AFSL and Australian credit licence 233714

Customer Enquiries 13 33 30
 (8am to 8pm (EST), Mon-Sat)

Loan Acct Number S511 0030904 00

BSB/Acct ID No. 115-911 003090400

Statement Start Date 20/09/2021

Statement End Date 19/03/2022

Page 1 of 3

Loan Account

N J BROOK & J B EDWARD & R J GALPN ATF INCONTINENCE SUPERANNUATION FUND

Account Summary as at 19 Mar 2022



Opening Balance 209,450.77	+	Interest Charge for the Period \$6,071.77	+	Total Debits excluding Interest 56.00	-	Total Credits 8,288.00	=	Closing Balance 207,290.54
		Contract Term Remaining 23yrs 00mths		Forecasted Term 23yrs 00mths		Interest Offset Benefit for Statement Period \$0.00		Annual Percentage Rate 5.870%

Repayment Details as at 19 Mar 2022

Monthly Repayment \$1,380.00	Monthly Repayment Due Date due on the 19th	Repayment Account 430 515 590
Additional Monthly Repayment \$0.00	Repayment Frequency Monthly	Repayment Frequency Amount \$0.00



Bill Code: 808220
Ref: 115911003090400

Please note: If your loan is currently at a fixed rate, then break costs may be payable if you make a prepayment (a payment exceeding your required repayment).

Please check all entries on this statement. Please inform the Bank promptly of any error or unauthorised transaction.

Loan Acct Number S511 0030904 00

BSB/Acct ID No. 115-911 003090400

Statement Start Date 20/09/2021

Statement End Date 19/03/2022

Page 2 of 3

Phone Banking Plus

☎ 13 33 22

Transaction Details

Date	Transaction Description	Debit	Credit	Loan Balance
20 Sep 2021	Opening Balance Interest Rate 5.870% PA			209,450.77
18 Oct 2021	INTEREST	1,010.53		210,461.30
18 Oct 2021	LOAN ACCOUNT FEE	12.00		210,473.30
19 Oct 2021	REPAYMT A/C TFR		1,384.00	209,089.30
18 Nov 2021	INTEREST	1,042.41		210,131.71
18 Nov 2021	LOAN ACCOUNT FEE	12.00		210,143.71
19 Nov 2021	REPAYMT A/C TFR		1,384.00	208,759.71
18 Dec 2021	INTEREST	1,007.19		209,766.90
18 Dec 2021	LOAN ACCOUNT FEE	8.00		209,774.90
19 Dec 2021	REPAYMT A/C TFR		1,380.00	208,394.90
18 Jan 2022	INTEREST	1,038.95		209,433.85
18 Jan 2022	LOAN ACCOUNT FEE	8.00		209,441.85
19 Jan 2022	REPAYMT A/C TFR		1,380.00	208,061.85
18 Feb 2022	INTEREST	1,037.29		209,099.14
18 Feb 2022	LOAN ACCOUNT FEE	8.00		209,107.14
19 Feb 2022	REPAYMT A/C TFR		1,380.00	207,727.14
18 Mar 2022	INTEREST	935.40		208,662.54
18 Mar 2022	LOAN ACCOUNT FEE	8.00		208,670.54
19 Mar 2022	REPAYMT A/C TFR		1,380.00	207,290.54
19 Mar 2022	Closing Balance			207,290.54

From 22/11/21: No fees apply for dishonours, paying in branch or by cheque or cash, or requesting a progress payment, loan increase, switch/split or security substitution. Arrears Letter Fee renamed Missed Payment Fee is \$15. Admin. Fee renamed Loan Account Fee is \$8 for all loans if applies. Fees renamed with no change to amount: Valuation Fee now Property Valuer Fee, Settlement Processing Fee now Document Processing Fee & Mortgage Discharge Fee now Loan Discharge Fee.

In September 2022, the redraw daily limit will increase to \$100,000 via internet and phone banking.

Your Loan Agreement will be amended to provide clarity if an interest rate discount results in a rate of less than zero. It deems your annual percentage rate to be zero until your relevant variable rate increases or discount period expires. This change takes effect 30 days from the date of this statement. A reminder if the Residential Loan Agreement forms part of your Loan Agreement, it is available at stgeorge.com.au/personal/home-loans or by calling 13 33 30.

A reminder to check with your insurer that the insurance on your property has adequate cover, as your mortgage terms require you to fully insure the property. Find out more at the Australian Securities and Investments Commission website: moneysmart.gov.au. If you have a strata title, you may be covered by body corporate insurance. To talk through your specific insurance needs, contact your current insurer, body corporate, or visit stgeorge.com.au/building-insurance

HOME LOAN

St. George Bank
A Division of
Westpac Banking Corporation
ABN 33 007 457 141
AFSL and Australian credit licence 233714

Loan Acct Number S511 0030904 00

BSB/Acct ID No. 115-911 003090400

Statement Start Date 20/09/2021

Statement End Date 19/03/2022

Page 3 of 3

Remember, if you have a card, always keep your passcode (PIN) secret - don't tell anyone or let them see it. Never write your passcode on your card or on anything that could be lost or stolen. If you do need to record a reminder, you must make every effort to disguise it. You may be liable for losses if you don't protect your passcode.

To help you learn how you can protect your card against unauthorised transactions, you can find more information at stgeorge.com.au/dispute

Complaints

If you have a complaint, contact our dedicated Customer Solutions team on 13 33 30 or write to us at St. George Customer Solutions, Reply Paid 5265, Sydney NSW 2001. If an issue has not been resolved to your satisfaction, you can lodge a complaint with the Australian Financial Complaints Authority (AFCA). AFCA provides fair and independent financial services complaint resolution that is free to consumers.

Online: www.afca.org.au

Email: info@afca.org.au

Phone 1800 931 678

Mail: Australian Financial Complaints Authority GPO Box 3 Melbourne VIC 3001

Statement of Account
HOME LOAN

St. George Bank
 A Division of
 Westpac Banking Corporation
 ABN 33 007 457 141
 AFSL and Australian credit licence 233714

Customer Enquiries 13 33 30
 (8am to 8pm (EST), Mon-Sat)

Loan Acct Number S511 0030904 00

BSB/Acct ID No. 115-911 003090400

Statement Start Date 20/03/2022

Statement End Date 30/06/2022

Page 1 of 2

Loan Account

N J BROOK & J B EDWARD & R J GALPN ATF INCONTINENCE SUPERANNUATION FUND

Account Summary as at 30 Jun 2022



Opening Balance 207,290.54	+	Interest Charge for the Period \$3,108.52	+	Total Debits excluding Interest 24.00	-	Total Credits 4,140.00	=	Closing Balance 206,283.06
		Contract Term Remaining 22yrs 09mths		Forecasted Term 22yrs 09mths		Interest Offset Benefit for Statement Period \$0.00		Annual Percentage Rate 6.620%

Repayment Details as at 30 Jun 2022

Monthly Repayment \$1,380.00	Monthly Repayment Due Date due on the 19th	Repayment Account 430 515 590
Additional Monthly Repayment \$0.00	Repayment Frequency Monthly	Repayment Frequency Amount \$0.00

INTEREST CHARGED FOR FINANCIAL YEAR END 30/06/2022 IS \$12,288.98.



Bill Code: 808220
Ref: 115911003090400

Please note: If your loan is currently at a fixed rate, then break costs may be payable if you make a prepayment (a payment exceeding your required repayment).

Please check all entries on this statement. Please inform the Bank promptly of any error or unauthorised transaction.

Loan Acct Number S511 0030904 00

BSB/Acct ID No. 115-911 003090400

Statement Start Date 20/03/2022

Statement End Date 30/06/2022

Page 2 of 2

Phone Banking Plus

☎ 13 33 22

Transaction Details

Date	Transaction Description	Debit	Credit	Loan Balance
20 Mar 2022	<i>Opening Balance</i> Interest Rate 5.870% PA			207,290.54
18 Apr 2022	INTEREST	1,033.44		208,323.98
18 Apr 2022	LOAN ACCOUNT FEE	8.00		208,331.98
19 Apr 2022	REPAYMT A/C TFR		1,380.00	206,951.98
17 May 2022	INTEREST RATE CHANGE TO 6.12% PA			206,951.98
18 May 2022	INTEREST	1,001.31		207,953.29
18 May 2022	LOAN ACCOUNT FEE	8.00		207,961.29
19 May 2022	REPAYMT A/C TFR		1,380.00	206,581.29
18 Jun 2022	INTEREST	1,073.77		207,655.06
18 Jun 2022	LOAN ACCOUNT FEE	8.00		207,663.06
19 Jun 2022	REPAYMT A/C TFR		1,380.00	206,283.06
21 Jun 2022	INTEREST RATE CHANGE TO 6.62% PA			206,283.06
30 Jun 2022	<i>Closing Balance</i>			206,283.06

In September 2022, the redraw daily limit will increase to \$100,000 via internet and phone banking.

Remember, if you have a card, always keep your passcode (PIN) secret - don't tell anyone or let them see it. Never write your passcode on your card or on anything that could be lost or stolen. If you do need to record a reminder, you must make every effort to disguise it. You may be liable for losses if you don't protect your passcode.

To help you learn how you can protect your card against unauthorised transactions, you can find more information at stgeorge.com.au/dispute

Complaints

If you have a complaint, contact our dedicated Customer Solutions team on 13 33 30 or write to us at St.George Customer Solutions, Reply Paid 5265, Sydney NSW 2001. If an issue has not been resolved to your satisfaction, you can lodge a complaint with the Australian Financial Complaints Authority (AFCA). AFCA provides fair and independent financial services complaint resolution that is free to consumers.

Online: www.afca.org.au

Email: info@afca.org.au

Phone 1800 931 678

Mail: Australian Financial Complaints Authority GPO Box 3 Melbourne VIC 3001

88000 - Sundry Creditors

2022 Financial Year

Preparer Jelly Cadiang

Reviewer Steven Lee

Status Completed

Account Code	Description	CY Balance	LY Balance	Change
88000	Sundry Creditors	(\$606.00)	(\$606.00)	0%
TOTAL		CY Balance	LY Balance	
		(\$606.00)	(\$606.00)	

Supporting Documents

General Ledger [Report](#)

Standard Checklist

Attach all source documentation and confirmations of Liability

Incontinence Superannuation Fund

General Ledger

As at 30 June 2022

Transaction Date	Description	Units	Debit	Credit	Balance \$
Sundry Creditors (88000)					
Sundry Creditors (88000)					
01/07/2021	Opening Balance				606.00 CR
					606.00 CR
Total Debits:	0.00				
Total Credits:	0.00				

A - Financial Statements

2022 Financial Year

Preparer Jelly Cadiang

Reviewer Steven Lee

Status Completed

Supporting Documents

No supporting documents

Standard Checklist

- Attach copy of Financial Statements
- Attach copy of SMSF Annual Return

B - Permanent Documents

2022 Financial Year

Preparer Jelly Cadiang

Reviewer Steven Lee

Status Completed

Supporting Documents

- Fund Summary Report Report
- ABN Lookup.pdf
- Super Fund Lookup.pdf

Standard Checklist

- Attach latest copy of ASIC annual company statement (if corporate trustee)
- Ensure latest copies of ATO Trustee Declarations and ATO confirmation that the fund is a regulated fund is attached
- Ensure latest copies of trustee consents, member consents and registers are attached
- Ensure latest copy of trust deed (including amendments) are attached
- Use [Australian Business Register](#) to ensure details are correct
- Use [Super Fund Lookup](#) to check the eligibility to receive rollovers and contributions

Incontinence Superannuation Fund

Fund Summary Report

As at 30 June 2022

Fund Details

Date Formed: 21/11/2010
Tax File Number: Provided
ABN: 26394123985

Period: 01/07/2021 - 30/06/2022
Fund Type: SMSF
GST Registered: No

Postal Address:

41 Swallow Ave
Modbury Heights, South Australia 5092

Physical Address:

41 Swallow Ave
Modbury Heights, South Australia 5092

Members

Number of Members: 3

Name	Age	Member Accounts	Pension Accounts	Tax File Number	Beneficiary Details
Galpin, Ryan James	39	1	0	Provided	Not Provided
Brook, Nathan John	39	1	0	Provided	Not Provided
Edwards, Jason Benjamin	39	1	0	Provided	Not Provided

Fund Relationships

Relationship Type	Contact
Accountant	Superhelp Australia Pty Ltd
Auditor	Pinnacle Super Pty Ltd
Fund Contact	Galpin, Ryan James
Tax Agent	Superhelp Australia Pty Ltd
Trustee	Edwards, Jason Benjamin
Trustee	Brook, Nathan John
Trustee	Galpin, Ryan James



Current details for ABN 26 394 123 985

ABN details

Entity name:	The trustee for Incontinence Superannuation Fund
ABN status:	Active from 21 Nov 2010
Entity type:	Superannuation Fund
Goods & Services Tax (GST):	Not currently registered for GST
Main business location:	SA 5007

Super Fund Lookup

[Use Super Fund Lookup](#) to check the eligibility of **The trustee for Incontinence Superannuation Fund** to receive rollovers and contributions

Deductible gift recipient status

Not entitled to receive tax deductible gifts

Disclaimer

The Registrar makes every reasonable effort to maintain current and accurate information on this site. The Commissioner of Taxation advises that if you use ABN Lookup for information about another entity for taxation purposes and that information turns out to be incorrect, in certain circumstances you will be protected from liability. For more information see [disclaimer](#)



Regulation details removed

ABN details

ABN: 26 394 123 985 [View record on ABN Lookup](#)

Status: Regulation details removed

What does 'Regulation details removed' mean?

The regulation details of this SMSF have been removed from display in Super Fund Lookup due to their failure to lodge returns.

APRA Funds

If you receive a transfer or rollover request from this SMSF, advise your client to contact the ATO by phoning [13 10 20](tel:131020) between 8am and 6pm, Monday to Friday.

See the [guidance](#) issued by APRA for further assistance in managing transfers and rollovers to SMSFs.

SMSF

An authorised contact for the SMSF can contact the ATO about this issue by phoning [13 10 20](tel:131020) between 8am and 6pm, Monday to Friday.

Also refer to [frequently asked questions](#)

Disclaimer

This extract is based on information supplied by superannuation entities to the Commissioner of Taxation.

Important Neither the Australian Government nor the ATO endorse or guarantee the performance of super funds.

C - Other Documents

2022 Financial Year

Preparer Jelly Cadiang

Reviewer Steven Lee

Status Completed

Supporting Documents

- INvestment Strategy.pdf
- new doc 2023-06-27 19.28.25.pdf
- Investment Strategy_2022.docx

Standard Checklist

- Attach copy of any SOAs issued during the Financial Year
- Attach copy of Investment Strategy
- Attach signed Engagement Letter
- Attach signed Trustee Representation Letter
- Attach Trustee Minutes prepared during the year

Incontinence Superannuation Fund

Projected Investment Strategy

Overview

The aim of this strategy is to provide the Members with an income on retirement.

Investment Objectives

The Trustee(s) will at all times ensure the funds assets are invested in accordance with the trust deed and comply with the applicable legislative requirements.

The Trustee(s) will act prudently to maximise the rate of return, subject to acceptable risk parameters whilst maintaining an appropriate diversification across a broad range of assets whilst assessing the risks where it is determined the fund's portfolio lacks diversification and / or has elected to implement a sector bias.

Having considered the risk profile of the fund and the member's needs and circumstances, the trustee has adopted the following objectives for the investment of assets of the fund;

- to achieve an investment return (based on market values and net of tax and charges) that exceeds the CPI by at least 3% per annum when measured over a rolling 5 year period.
- to have a probability of zero or negative returns in any 12 Month period of less than one in five years; and
- have sufficient liquidity to meet liabilities as and when they fall due.
- to consider the need to hold a policy of insurance for one or more members of the fund.

Investment Strategy

The fund will invest in a portfolio of assets according to market conditions and within the ranges specified below:

Asset Allocation

The targeted asset allocation will be in the following ranges:

<u>Asset Class</u>	<u>Target Range</u>	<u>Benchmark</u>
Australian Shares	0 - 10 %	4 %
International Shares	0 - 0 %	0 %
Cash	0 - 10 %	5 %
Australian Fixed Interest	0 - 0 %	0 %
International Fixed Interest	0 - 0 %	0 %
Mortgages	0 - 0 %	0 %
Direct Property	0 - 95 %	91 %
Listed Property	0 - 0 %	0 %
Other	0 - 0 %	0 %

Quality companies and trusts as supported by research and fundamental analysis will be selected. Direct investments in property, artwork and lease equipment may form part of the strategy provided there is sufficient basis for the decision.

Insurance

The Trustees have considered and consulted Professional Advice where necessary to ensure that all fund members have the correct type and level of insurance. Insurance may be held within or outside the SMSF.

Review and Monitoring

The trustees will monitor and review the fund's investment activities on a regular basis and to communicate with the members should they feel that any change in strategy is necessary in order to achieve the fund's objective.

Date: / /

Incontinence Superannuation Fund
Projected Investment Strategy

.....
Jason Benjamin Edwards

.....
Nathan John Brook

.....
Ryan James Galpin

Incontinence Superannuation Fund

Projected Investment Strategy

Overview

The aim of this strategy is to provide the Members with an income on retirement.

Investment Objectives

The Trustee(s) will at all times ensure the funds assets are invested in accordance with the trust deed and comply with the applicable legislative requirements.

The Trustee(s) will act prudently to maximise the rate of return, subject to acceptable risk parameters whilst maintaining an appropriate diversification across a broad range of assets whilst assessing the risks where it is determined the fund's portfolio lacks diversification and / or has elected to implement a sector bias.

Having considered the risk profile of the fund and the member's needs and circumstances, the trustee has adopted the following objectives for the investment of assets of the fund;

- to achieve an investment return (based on market values and net of tax and charges) that exceeds the CPI by at least 3% per annum when measured over a rolling 5 year period.
- to have a probability of zero or negative returns in any 12 Month period of less than one in five years; and
- have sufficient liquidity to meet liabilities as and when they fall due.
- to consider the need to hold a policy of insurance for one or more members of the fund.

Investment Strategy

The fund will invest in a portfolio of assets according to market conditions and within the ranges specified below:

Asset Allocation

The targeted asset allocation will be in the following ranges:

<u>Asset Class</u>	<u>Target Range</u>	<u>Benchmark</u>
Australian Shares	0 - 10 %	4 %
International Shares	0 - 0 %	0 %
Cash	0 - 10 %	5 %
Australian Fixed Interest	0 - 0 %	0 %
International Fixed Interest	0 - 0 %	0 %
Mortgages	0 - 0 %	0 %
Direct Property	0 - 95 %	91 %
Listed Property	0 - 0 %	0 %
Other	0 - 0 %	0 %

Quality companies and trusts as supported by research and fundamental analysis will be selected. Direct investments in property, artwork and lease equipment may form part of the strategy provided there is sufficient basis for the decision.

Insurance

The Trustees have considered and consulted Professional Advice where necessary to ensure that all fund members have the correct type and level of insurance. Insurance may be held within or outside the SMSF.

Review and Monitoring

The trustees will monitor and review the fund's investment activities on a regular basis and to communicate with the members should they feel that any change in strategy is necessary in order to achieve the fund's objective.

Date: 01/07/2022

Incontinence Superannuation Fund
Projected Investment Strategy


.....
Jason Benjamin Edwards

.....
Nathan John Brook

.....
Ryan James Galpin

**Incontinence Superannuation Fund
Projected Investment Strategy**


.....
Jason Benjamin Edwards


.....
Nathan John Brook


.....
Ryan James Galpin

D - Pension Documentation

2022 Financial Year

Preparer Jelly Cadiang

Reviewer Steven Lee

Status Completed

Supporting Documents

- Transfer Balance Account Summary [Report](#)

Standard Checklist

- Attach Actuarial Certificate
- Attach documentation supporting any pensions commenced during the financial year
- Attach documentation supporting any pensions commuted during the financial year
- Ensure correct Transfer Balance Account Reports have been lodged with the ATO

Incontinence Superannuation Fund

Transfer Balance Account Summary

For The Period 01 July 2021 - 30 June 2022

Member	Pension Type	Date	Lodgment Date	Transaction Type	Event Type	Debit	Credit	Balance	Cap Limit	Remaining Cap
---------------	---------------------	-------------	--------------------------	-------------------------	-----------------------	--------------	---------------	----------------	------------------	----------------------

Jason Benjamin
Edwards

Nathan John Brook

Ryan James Galpin

E - Estate Planning

2022 Financial Year

Preparer Jelly Cadiang

Reviewer Steven Lee

Status Completed

Supporting Documents

No supporting documents

Standard Checklist

- Attach Death Benefit Nominations (if applicable)
- Attach Life Insurance Policies (if applicable)
- Attach Reversionary Pension documentation (if applicable)
- Attach SMSF Will (if applicable)
- Review current Estate planning to ensure it matches wishes of members