
Workpapers - 2023 Financial Year

Joben Superannuation Fund

Preparer: Kelly Fu

Reviewer: Kelly Fu

Printed: 25 October 2023

Lead Schedule

2023 Financial Year

Code	Workpaper	CY Balance	LY Balance	Change	Status
23800	Distributions Received	(\$88,328.72)	(\$81,228.00)	8.74%	Completed
23900	Dividends Received	(\$4,341.71)	(\$1,210.00)	258.82%	Completed
24200	Contributions	(\$24,272.51)	(\$33,333.31)	(27.18)%	Completed
24700	Changes in Market Values of Investments	(\$32,814.27)	(\$3,450.02)	851.13%	Completed
25000	Interest Received	(\$2,393.35)	(\$49.56)	4729.2%	Completed
25100	Interest Received ATO General Interest Charge	(\$29.21)		100%	Completed
30100	Accountancy Fees	\$1,870.00	\$1,540.00	21.43%	Completed
30400	ATO Supervisory Levy	\$259.00	\$259.00	0%	Completed
30700	Auditor's Remuneration	\$770.00	\$660.00	16.67%	Completed
30800	ASIC Fees		\$56.00	100%	N/A - Not Applicable
38000	Insurance	\$390.00	\$370.00	5.41%	Completed
48500	Income Tax Expense	\$19,154.96	\$16,708.98	14.64%	Completed
49000	Profit/Loss Allocation Account	\$129,735.81	\$99,676.91	30.16%	Completed
50000	Members	(\$1,594,271.51)	(\$1,464,535.70)	8.86%	Completed
60400	Bank Accounts	\$190,987.94	\$38,794.32	392.31%	Completed
61800	Distributions Receivable	\$149,346.00	\$151,017.28	(1.11)%	Completed
68000	Sundry Debtors	\$0.00		0%	N/A - Not Applicable

Code	Workpaper	CY Balance	LY Balance	Change	Status
77600	Shares in Listed Companies (Australian)	\$169,196.00	\$192,039.20	(11.9)%	Completed
77800	Shares in Unlisted Private Companies (Australian)	\$0.00	\$50.00	100%	Completed
78400	Units in Unlisted Unit Trusts (Australian)	\$1,124,085.86	\$1,124,085.86	0%	Completed
85000	Income Tax Payable /Refundable	\$144.76	(\$3,995.63)	(103.62)%	Completed
86000	PAYG Payable	(\$4,588.00)	(\$3,500.00)	31.09%	Completed
89000	Deferred Tax Liability /Asset	(\$34,901.05)	(\$33,955.33)	2.79%	Completed
A	Financial Statements				N/A - Not Applicable
B	Permanent Documents				N/A - Not Applicable
C	Other Documents				N/A - Not Applicable
D	Pension Documentation				N/A - Not Applicable
E	Estate Planning				N/A - Not Applicable

23800 - Distributions Received

2023 Financial Year

Preparer Kelly Fu

Reviewer Kelly Fu

Status Completed

Account Code	Description	CY Balance	LY Balance	Change
AWO.AX	Awo Unit Trust	(\$88,328.72)	(\$81,228.00)	8.74%
TOTAL		CY Balance	LY Balance	
		(\$88,328.72)	(\$81,228.00)	

Supporting Documents

- Distribution Reconciliation Report [Report](#)
- 23800 - AWO accounting + tax distn income 2023.pdf

Standard Checklist

- Attach a copy of all Tax Statements.
- Attach a copy of Distribution Reconciliation Report
- Ensure all Distributions have been reviewed on [Distribution Tax Automation](#)

Joben Superannuation Fund

Distribution Reconciliation Report

For The Period 01 July 2022 - 30 June 2023

Date	Non Primary Production Income (A) * ₁				Distributed Capital Gains (B) * ₂					Foreign Income * ₃		Non-Assessable			Taxable Income
	Payment Received	Franked	Unfranked	Interest/ Other	Franking Credits	Discounted (After Discount)	Rate * ₅	CGT Concession	Indexed	Other	Foreign Income	Foreign Credits	Tax Exempt	Tax Free	
Units in Unlisted Unit Trusts (Australian)															
AWOUT Awo Unit Trust															
30/06/2023	88,328.72			82,192.00			S					6,136.72		0.00	82,192.00
	88,328.72			82,192.00								6,136.72		0.00	82,192.00
<i>Net Cash Distribution:</i>	88,328.72														
	88,328.72			82,192.00								6,136.72		0.00	82,192.00

Joben Superannuation Fund Distribution Reconciliation Report

For The Period 01 July 2022 - 30 June 2023

Date	Non Primary Production Income (A) * ₁			Distributed Capital Gains (B) * ₂				Foreign Income * ₃		Non-Assessable				Taxable Income		
	Payment Received	Franked	Unfranked	Interest/ Other	Franking Credits	Discounted (After Discount)	Rate * ₅	CGT Concession	Indexed	Other	Foreign Income	Foreign Credits	Tax Exempt		Tax Free	Tax Deferred / AMIT * ₆
TOTAL	88,328.72			82,192.00									6,136.72		0.00	82,192.00

Total Distributed Gains

Discount Rate	Discounted	Gross
Superfund 1/3	0.00	0.00
Individual 50%(I)	0.00	0.00
Total	0.00	0.00

*₁ Summary of Non Primary Production Income (A)

Tax Label	Franked	Unfranked	Interest/Other	Less Other Deduction	Income Before Credits * ₇	Franking Credits	Total Including Credits
11M Gross trust distributions			82,192.00		82,192.00		82,192.00

*₂ Forms part of the Net Capital Gains calculation for Tax Label 11A.

*₃ Forms part of the Foreign Credits calculation for Tax Label 11D, D1, 13C1.

*₄ Taxable Income is designed to match Tax Statement provided by Fund Manager.

Taxable Income in the SMSF Annual Return will be different due to application of Capital Losses in Net Capital Gain calculation and application of different discount method.

*₅ This is the discount rate selected for the transaction. "S" being Super Funds at 1/3 and "I" being Individual at 50%.

*₆ AMIT cost base net increase is reflected as negative amount i.e. negative tax deferred and AMIT cost base net decrease is reflected as positive amount i.e. positive tax deferred.

*₇ Sum of Income Before Credits reconciles with Taxable Trust Distributions in Statement of Taxable Income.

^ Variance between Payment Received and Net Cash Distribution.

Unit Holder Accounts

AWO Unit Trust

For the year ended 30 June 2023

2023

2022

Unit Holder Accounts

Unit Holder Accounts Summary

Opening Balance	451,259	447,576
Profit distributed	264,989	243,684
Funds drawn	(270,000)	(240,001)
Total Unit Holder Accounts Summary	446,247	451,259

Detailed Unit Holder Accounts

Joben Superannuation Fund

Opening Balance	151,016	149,789
Share of profit	88,330	81,228
Drawings	(90,000)	(80,000)
Total Joben Superannuation Fund	149,346	151,016

Argy Superannuation Fund

Opening Balance	151,016	149,789
Share of profit	88,330	81,228
Drawings	(90,000)	(80,000)
Total Argy Superannuation Fund	149,346	151,016

Whalley Superannuation Fund

Opening Balance	149,226	147,998
Share of profit	88,330	81,228
Drawings	(90,000)	(80,000)
Total Whalley Superannuation Fund	147,555	149,226

Total Detailed Unit Holder Accounts

446,247 **451,259**

The accompanying notes form part of these financial statements. These statements should be read in conjunction with the attached compilation report.

Beneficiary – Joben Superannuation FundTax File Number TFN Recorded Entity code **U** S - SMSF

NAME OF COMPANY / PARTNERSHIP / TRUST ETC Joben Superannuation Fund

RESIDENTIAL / BUSINESS ADDRESS

Address	Town/City	State	Postcode
43 Fullarton Road	Kent Town	SA	5067

Distribution type Manual

Assessment calculation code **V** 35

Inter Vivos - Resident beneficiary - A trustee

Share of income of the trust estate **W** \$82,192.00Credit for tax withheld – foreign resident withholding (excluding capital gains) **L**Australian franking credits from a New Zealand franking company **N****SHARE OF INCOME**Primary production **A**PP - NCMI **A1**PP - Excluded from NCMI **A2**Non-primary production **B** \$82,192.00NPP - NCMI **B1**NPP - Excluded from NCMI **B2**Credit for tax withheld where ABN not quoted **C**Franked distributions **U**Franking credit **D**TFN amounts withheld **E**Share of credit for TFN amounts withheld from payments from closely held trusts **O**Capital gains **F**NCMI capital gains **F1**Excluded from NCMI capital gains **F2**Share of credit for foreign resident capital gains withholding amounts **Z**Attributed foreign income **G**Other assessable foreign source income **H**Foreign income tax offset **I**Share of national rental affordability scheme tax offset **R**Exploration credits distributed **M**Early stage venture capital limited partnership tax offset **T**Early stage investor tax offset **J**Div 6AA Eligible income **C1**

23900 - Dividends Received

2023 Financial Year

Preparer Kelly Fu

Reviewer Kelly Fu

Status Completed

Account Code	Description	CY Balance	LY Balance	Change
CBA.AX	Commonwealth Bank Of Australia.	(\$1,260.00)		100%
FMG.AX	Fortescue Metals Group Ltd	(\$1,210.00)		100%
STO.AX	Santos Limited	(\$531.71)		100%
WBC.AX	Westpac Banking Corporation	(\$1,340.00)	(\$1,210.00)	10.74%
TOTAL		CY Balance	LY Balance	
		(\$4,341.71)	(\$1,210.00)	

Supporting Documents

- Investment Income Comparison Report [Report](#)
- Dividend Reconciliation Report [Report](#)
- 23900 - Commsec dividend statement 2023.pdf
- STO_Payment_Advice_2023_03_29.pdf [STO.AX](#)
- STO_Payment_Advice_2022_09_22.pdf [STO.AX](#)

Standard Checklist

- Attach copies of all dividend statements.
- Attach copy of Dividend Reconciliation Report
- Attach copy of Investment Income Comparison Report

Joben Superannuation Fund

Dividend Reconciliation Report

For The Period 01 July 2022 - 30 June 2023

Date	Net Payment Received	Australian Income			Foreign Income			Withheld		
		Unfranked	Franked	Franking Credits	Foreign Income	Foreign Credits	NZ Credits	TFN Withheld	Non-Resident	LIC Deduction
Shares in Listed Companies (Australian)										
CBA.AX Commonwealth Bank Of Australia.										
29/09/2022	630.00	0.00	630.00	270.00						
30/03/2023	630.00	0.00	630.00	270.00						
	1,260.00	0.00	1,260.00	540.00						
FMG.AX Fortescue Metals Group Ltd										
29/09/2022	1,210.00	0.00	1,210.00	518.57						
	1,210.00	0.00	1,210.00	518.57						
STO.AX Santos Limited										
21/09/2022	174.81	327.81	0.00	0.00				153.00		
29/03/2023	356.90	670.90						314.00		
	531.71	998.71	0.00	0.00				467.00		
WBC.AX Westpac Banking Corporation										
20/12/2022	640.00	0.00	640.00	274.29						
27/06/2023	700.00	0.00	700.00	300.00						
	1,340.00	0.00	1,340.00	574.29						
	4,341.71	998.71	3,810.00	1,632.86				467.00		

Joben Superannuation Fund

Dividend Reconciliation Report

For The Period 01 July 2022 - 30 June 2023

Date	Net Payment Received	Australian Income			Foreign Income			Withheld		
		Unfranked	Franked	Franking Credits	Foreign Income	Foreign Credits	NZ Credits	TFN Withheld	Non-Resident	LIC Deduction
TOTAL	4,341.71	998.71	3,810.00	1,632.86				467.00		

Tax Return Reconciliation

	Totals	Tax Return Label
Unfranked	998.71	J
Franked Dividends	3,810.00	K
Franking Credits	1,632.86	L

Joben Superannuation Fund

Investment Income Comparison Report

As at 30 June 2023

Investment	Ledger Data			ASX & UUT Data							
	Transaction Date	Income Amount	Franking Credit	Date Payable	Ex Div/Dist Date	Units On Hand	45 Day Qualified	Amount per share/unit	Estimated Income	Estimated Franking*	
Reconciled											
Shares in Listed Companies (Australian)											
CBA.AX	Commonwealth Bank Of Australia.	29/09/2022	630.00	270.00	29/09/2022	17/08/2022	300.00	300.00	2.1000	630.00	270.00
CBA.AX	Commonwealth Bank Of Australia.	30/03/2023	630.00	270.00	30/03/2023	22/02/2023	300.00	300.00	2.1000	630.00	270.00
FMG.AX	Fortescue Metals Group Ltd	29/09/2022	1,210.00	518.57	29/09/2022	05/09/2022	1,000.00	1,000.00	1.2100	1,210.00	518.57
STO.AX	Santos Limited	21/09/2022	327.81	0.00	22/09/2022	22/08/2022	3,000.00	3,000.00	0.1093	327.81	0.00
STO.AX	Santos Limited	29/03/2023	670.90		29/03/2023	27/02/2023	3,000.00	3,000.00	0.2236	670.90	0.00
WBC.AX	Westpac Banking Corporation	20/12/2022	640.00	274.29	20/12/2022	17/11/2022	1,000.00	1,000.00	0.6400	640.00	274.29
WBC.AX	Westpac Banking Corporation	27/06/2023	700.00	300.00	27/06/2023	11/05/2023	1,000.00	1,000.00	0.7000	700.00	300.00
			4,808.71	1,632.86					7.0829	4,808.71	1,632.86
Unreconciled											
Units in Unlisted Unit Trusts (Australian)											
AWOUT	Awo Unit Trust	30/06/2023	88,328.72								
			88,328.72								
			93,137.43	1,632.86					7.0829	4,808.71	1,632.86

*Franking credit is estimated using 45 day qualified units. The estimation might not be accurate for preference shares and hedging arrangements.

Interest & Estimated Dividend Summary



1 JULY 2022 - 30 JUNE 2023

SHARES - 4505730 - HIN 103388121

JOBEN SUPER PTY LTD <JOBEN SF A/C>

ESTIMATED DIVIDEND SUMMARY

CBA - COMMONWEALTH BANK. FPO (ORDINARY FULLY PAID)

Ex-div date	Payment Date	Type	Dividend per share	Units	Est. Unfranked Amount	Est. Franked Amount	Est. Total Dividend	Est. Franking Credit
22-Feb-2023	30-Mar-2023	Interim	\$2.1000	300	\$0.00	\$630.00	\$630.00	\$270.00
17-Aug-2022	29-Sep-2022	Final	\$2.1000	300	\$0.00	\$630.00	\$630.00	\$270.00
Sub Total					\$0.00	\$1,260.00	\$1,260.00	\$540.00

FMG - FORTESCUE METALS GRP FPO (ORDINARY FULLY PAID)

Ex-div date	Payment Date	Type	Dividend per share	Units	Est. Unfranked Amount	Est. Franked Amount	Est. Total Dividend	Est. Franking Credit
05-Sep-2022	29-Sep-2022	Final	\$1.2100	1,000	\$0.00	\$1,210.00	\$1,210.00	\$518.57
Sub Total					\$0.00	\$1,210.00	\$1,210.00	\$518.57

STO - SANTOS LTD FPO (ORDINARY FULLY PAID)

Ex-div date	Payment Date	Type	Dividend per share	Units	Est. Unfranked Amount	Est. Franked Amount	Est. Total Dividend	Est. Franking Credit
27-Feb-2023	29-Mar-2023	Final	\$0.2236	3,000	\$670.91	\$0.00	\$670.91	\$0.00
22-Aug-2022	22-Sep-2022	Interim	\$0.1093	3,000	\$327.81	\$0.00	\$327.81	\$0.00
Sub Total					\$998.72	\$0.00	\$998.72	\$0.00

WBC - WESTPAC BANKING CORP FPO (ORDINARY FULLY PAID)

Ex-div date	Payment Date	Type	Dividend per share	Units	Est. Unfranked Amount	Est. Franked Amount	Est. Total Dividend	Est. Franking Credit
11-May-2023	27-Jun-2023	Interim	\$0.7000	1,000	\$0.00	\$700.00	\$700.00	\$300.00
17-Nov-2022	20-Dec-2022	Final	\$0.6400	1,000	\$0.00	\$640.00	\$640.00	\$274.29
Sub Total					\$0.00	\$1,340.00	\$1,340.00	\$574.29
TOTAL					\$998.72	\$3,810.00	\$4,808.72	\$1,632.86

ESTIMATED INTEREST RECEIVED

There are no transactions on this account.


TOTAL

\$0.00

INTEREST INCOME SUMMARY

Account	Interest
CDIA - 10931611	\$2,393.35
TOTAL	\$2,393.35

E 053339 047 STO

JOBEN SUPER PTY LTD
<JOBEN SF A/C>
UNIT 1 1 THRELFALL AVE
NORWOOD SA 5067**Update your information:** **Online:**
www.investorcentre.com/sto **By Mail:**
Computershare Investor Services Pty Limited
GPO Box 2975 Melbourne
Victoria 3001 Australia**Enquiries:**(within Australia) 1300 096 259
(international) +61 3 9415 4397**Holder Identification Number (HIN)****HIN WITHHELD**ASX Code STO
TFN/ABN Status Not Quoted
Record Date 28 February 2023
Payment Date 29 March 2023
Direct Credit Reference No. 960052

2022 FINAL DIVIDEND STATEMENT

The statement below represents your final dividend for the year ended 31 December 2022. This dividend is paid at the rate of US\$0.151 (equivalent to AU\$0.22363446) per share on your holding of fully paid ordinary shares, registered in your name and eligible as at the record date 28 February 2023.

This dividend is unfranked. The unfranked portion of the dividend has been declared to be Conduit Foreign Income.

Class Description	Amount per Security AU\$	Number of Securities	Franked Amount AU\$	Unfranked Amount AU\$	Total Payment AU\$
Ordinary Shares	\$0.22363446	3,000	\$0.00	\$670.90	\$670.90
				Less resident withholding tax (AU\$)	\$314.00
				Net Payment	\$356.90
				Australian Franking Credit (AU\$)	\$0.00

PLEASE CONSIDER RECEIVING ONLINE SHAREHOLDER COMMUNICATIONS

Shareholders who receive online communications enjoy the benefits of quick and convenient communications including notifications of company results. Online communications help reduce the significant costs of paper and postage.

To apply for online statements, or to view or update your security holding details please visit: www.investorcentre.com/sto. When in Investor Centre, if you wish to view your security holding log in using your SRN/HIN and postcode (if within Australia) or country (if outside Australia). For security purposes, if you wish to update your information you will be required to login as an existing user with your User ID and password or register as a new user and create a User ID and password.

Important Notes:


1. You should retain this statement to assist you in preparing your tax return.
2. If you require a replacement payment for any of your dividend payments, you may be charged a fee to cover the costs to reissue such payments.

Your Payment Instruction

COMMONWEALTH BANK OF AUSTRALIA
BSB: 065-122 Account number: XXXXXX11**Amount Deposited**
AU\$356.90

If payment cannot be made to the above account, the dividend amount will be withheld pending receipt of your valid direct credit instructions.

F 051120 047 STO

JOBEN SUPER PTY LTD
<JOBEN SF A/C>
UNIT 1 1 THRELFALL AVE
NORWOOD SA 5067**Update your information:** **Online:**
www.investorcentre.com/sto **By Mail:**
Computershare Investor Services Pty Limited
GPO Box 2975 Melbourne
Victoria 3001 Australia**Enquiries:**(within Australia) 1300 096 259
(international) +61 3 9415 4397**Holder Identification Number (HIN)****HIN WITHHELD**ASX Code STO
TFN/ABN Status Not Quoted
Record Date 23 August 2022
Payment Date 22 September 2022
Direct Credit Reference No. 957727

2022 INTERIM DIVIDEND STATEMENT

The statement below represents your interim dividend for the half year ended 30 June 2022. This dividend is paid at the rate of US\$0.076 (equivalent to AU\$0.10926872) per share on your holding of fully paid ordinary shares, registered in your name and eligible as at the record date 23 August 2022.

This dividend is unfranked. The unfranked portion of the dividend has been declared to be Conduit Foreign Income.

Class Description	Amount per Security AU\$	Number of Securities	Franked Amount AU\$	Unfranked Amount AU\$	Total Payment AU\$
Ordinary Shares	\$0.10926872	3,000	\$0.00	\$327.81	\$327.81
				Less resident withholding tax (AU\$)	\$153.00
				Net Payment	\$174.81
				Australian Franking Credit (AU\$)	\$0.00

PLEASE CONSIDER RECEIVING ONLINE SHAREHOLDER COMMUNICATIONS

Shareholders who receive online communications enjoy the benefits of quick and convenient communications including notifications of company results. Online communications help reduce the significant costs of paper and postage.

To apply for online statements, or to view or update your security holding details please visit: www.investorcentre.com/sto. When in Investor Centre, if you wish to view your security holding log in using your SRN/HIN and postcode (if within Australia) or country (if outside Australia). For security purposes, if you wish to update your information you will be required to login as an existing user with your User ID and password or register as a new user and create a User ID and password.

Important Notes:

1. You should retain this statement to assist you in preparing your tax return.
2. If you require a replacement payment for any of your dividend payments, you may be charged a fee to cover the costs to reissue such payments.

Your Payment Instruction

COMMONWEALTH BANK OF AUSTRALIA
BSB: 065-122 Account number: XXXXXX11**Amount Deposited**
AU\$174.81

If payment cannot be made to the above account, the dividend amount will be withheld pending receipt of your valid direct credit instructions.

24200 - Contributions

2023 Financial Year

Preparer Kelly Fu

Reviewer Kelly Fu

Status Completed

Account Code	Description	CY Balance	LY Balance	Change
O'BBEN00001A	(Contributions) O'Brien, Benjamin - Accumulation (Accumulation)	(\$16,792.00)	(\$27,088.31)	(38.01)%
O'BJOA00001A	(Contributions) O'Brien, Joanne - Accumulation (Accumulation)	(\$7,480.51)	(\$6,245.00)	19.78%
TOTAL		CY Balance	LY Balance	
		(\$24,272.51)	(\$33,333.31)	

Supporting Documents

- Contributions Breakdown Report [Report](#)
- 24200 - SGC Ben 2023.pdf [O'BBEN00001A](#)
- 24200 - SGC Jo 2023.pdf [O'BJOA00001A](#)

Standard Checklist

- Attach copies of S290-170 notices (if necessary)
- Attach copy of Contributions Breakdown Report
- Attach SuperStream Contribution Data Report
- Check Fund is registered for SuperStream (if necessary)
- Ensure all Contributions have been allocated from Bank Accounts
- Ensure Work Test is satisfied if members are over 65

Joben Superannuation Fund

Contributions Breakdown Report

For The Period 01 July 2022 - 30 June 2023

Summary

Member	D.O.B	Age (at 30/06/2022)	Total Super Balance (at 30/06/2022) *1	Concessional	Non-Concessional	Other	Reserves	Total
O'Brien, Benjamin	Provided	49	943,338.75	16,792.00	0.00	0.00	0.00	16,792.00
O'Brien, Joanne	Provided	49	521,196.95	7,480.51	0.00	0.00	0.00	7,480.51
All Members				24,272.51	0.00	0.00	0.00	24,272.51

*1 TSB can include information external to current fund's transaction records. The amount is per individual across all funds.

Contribution Caps

Member	Contribution Type	Contributions	Cap	Current Position
O'Brien, Benjamin	Concessional	16,792.00	27,500.00	10,708.00 Below Cap
	Non-Concessional	0.00	110,000.00	110,000.00 Below Cap
O'Brien, Joanne	Concessional	7,480.51	27,500.00	20,019.49 Below Cap
	Non-Concessional	0.00	110,000.00	110,000.00 Below Cap

Carry Forward Unused Concessional Contribution Cap

Member	2018	2019	2020	2021	2022	2023	Current Position
O'Brien, Benjamin							
Concessional Contribution Cap	25,000.00	25,000.00	25,000.00	25,000.00	27,500.00	27,500.00	
Concessional Contribution	13,708.47	14,292.55	24,174.81	24,349.79	27,088.31	16,792.00	
Unused Concessional Contribution	0.00	10,707.45	825.19	650.21	411.69	10,708.00	
Cumulative Carry Forward Unused	N/A	0.00	0.00	0.00	0.00	0.00	
Maximum Cap Available	25,000.00	25,000.00	25,000.00	25,000.00	27,500.00	27,500.00	10,708.00 Below Cap
Total Super Balance	533,722.53	579,440.86	699,434.13	825,315.55	874,568.18	943,338.75	
O'Brien, Joanne							
Concessional Contribution Cap	25,000.00	25,000.00	25,000.00	25,000.00	27,500.00	27,500.00	
Concessional Contribution	4,606.10	23,008.18	5,868.20	10,530.67	6,245.00	7,480.51	
Unused Concessional Contribution	0.00	1,991.82	19,131.80	14,469.33	21,255.00	20,019.49	
Cumulative Carry Forward Unused	N/A	0.00	1,991.82	21,123.62	35,592.95	0.00	
Maximum Cap Available	25,000.00	25,000.00	26,991.82	46,123.62	63,092.95	27,500.00	20,019.49 Below Cap
Total Super Balance	297,667.26	320,504.57	400,263.74	465,380.45	490,290.61	521,196.95	

26/04/2023	PC190423- 160973344 SuperChoice P-L	Employer	525.00							
29/05/2023	PC230523- 150319179 SuperChoice P-L	Employer	525.00							
28/06/2023	PC220623- 104872549 SuperChoice P-L	Employer	567.00							
Total - O'Brien, Joanne			<u>7,480.51</u>	<u>0.00</u>	<u>0.00</u>	<u>0.00</u>		<u>0.00</u>	<u>0.00</u>	<u>0.00</u>

Total for All Members	<u>24,272.51</u>	<u>0.00</u>	<u>0.00</u>	<u>0.00</u>					
------------------------------	------------------	-------------	-------------	-------------	--	--	--	--	--



Income statements

SYBIZ SOFTWARE PTY. LTD. (Financial year 2022-23)

Status	Tax ready
Employee number	136-009
Branch	001
Employer ABN/Branch	22 007 969 913 / 001
BMS ID	9FF5BA4F-936A-4F9F-8B23-41A92CDAF490
Period	01/07/2022 - 26/06/2023
Reported Date	26/06/2023

Income

Salary and wages

Gross amount	\$131,494.30
Leave payment type	Other paid leave
Paid leave amount	\$18,905.77
Salary sacrifice type	Superannuation
Salary sacrifice amount	-\$1,000.00
Total gross amount	\$149,400.07

Tax withheld or foreign tax paid

Salary and wages

PAYGW amount	\$43,377.00
--------------	-------------

Lump sum amounts

Lump sum payment A	\$0.00
Lump sum payment B	\$0.00
Lump sum payment D	\$0.00
Lump sum payment E	\$0.00
Lump sum payment W	\$0.00

Allowances

Deductions

Total	\$0.00
--------------	--------

Employer reported super

Employer superannuation contribution liability	\$15,792.00
---	-------------



Where your client has an entitlement to super contributions the employer must pay super into your client's fund at least quarterly. Advise your client to check their super fund for payments made by the employer.

Other amounts

Reportable Employer Super Contribution	\$1,000.00
Community Development Employment Projects payments	\$0.00
Reportable fringe benefits - total	\$0.00



Income statements

COOK,SUSAN V (Financial year 2022-23)

Status	Tax ready
Employee number	BF7919E6-B12D-4F33-9794-45174E46A3FE
Branch	001
Employer ABN/Branch	16 613 630 350 / 001
BMS ID	XERO_2A96647B-3F55-462E-8132-CF0E190346BC
Period	20/04/2023 - 30/06/2023
Reported Date	20/07/2023

Income

Salary and wages

Total gross amount \$1,323.56

Tax withheld or foreign tax paid

Salary and wages

PAYGW amount \$277.00

Lump sum amounts

Lump sum payment A \$0.00

Lump sum payment B \$0.00

Lump sum payment D \$0.00

Lump sum payment E \$0.00

Lump sum payment W \$0.00

Allowances

Deductions

Total \$0.00

Employer reported super

Employer superannuation contribution liability \$138.97



Where your client has an entitlement to super contributions the employer must pay super into your client's fund at least quarterly. Advise your client to check their super fund for payments made by the employer.

Other amounts

Community Development Employment Projects payments \$0.00

Reportable Employer Super Contribution \$0.00

Reportable fringe benefits - total \$0.00



Income statements

GHOST CRIME TOURS PTY LTD (Financial year 2022-23)

Status	Tax ready
Employee number	E541FCDE-8787-491B-B019-B5A88ABF85F6
Branch	001
Employer ABN/Branch	37 158 566 806 / 001
BMS ID	XERO_CBBC483A-457F-4A7D-836B-6B70AE85BA4C
Period	01/07/2022 - 30/06/2023
Reported Date	10/07/2023

Income

Salary and wages

Total gross amount \$9,399.87

Tax withheld or foreign tax paid

Salary and wages

PAYGW amount \$133.00

Lump sum amounts

Salary and wages

Lump sum E financial year	2022
Lump sum payment A	\$0.00
Lump sum payment B	\$0.00
Lump sum payment D	\$0.00
Lump sum payment E	\$515.20
Lump sum payment W	\$0.00

Allowances

Deductions

Total \$0.00

Employer reported super

Employer superannuation contribution liability \$1,041.04



Where your client has an entitlement to super contributions the employer must pay super into your client's fund at least quarterly. Advise your client to check their super fund for payments made by the employer.

Other amounts

Community Development Employment Projects payments	\$0.00
Reportable Employer Super Contribution	\$0.00
Reportable fringe benefits - total	\$0.00



Income statements

SYBIZ SOFTWARE PTY. LTD. (Financial year 2022-23)

Status	Tax ready
Employee number	134-023
Branch	001
Employer ABN/Branch	22 007 969 913 / 001
BMS ID	9FF5BA4F-936A-4F9F-8B23-41A92CDAF490
Period	01/07/2022 - 26/06/2023
Reported Date	26/06/2023

Income

Salary and wages

Gross amount	\$59,553.84
Leave payment type	Other paid leave
Paid leave amount	\$1,846.15
Total gross amount	\$61,399.99

Tax withheld or foreign tax paid

Salary and wages

PAYGW amount	\$11,668.00
--------------	-------------

Lump sum amounts

Lump sum payment A	\$0.00
Lump sum payment B	\$0.00
Lump sum payment D	\$0.00
Lump sum payment E	\$0.00
Lump sum payment W	\$0.00

Allowances

Deductions

Total	\$0.00
--------------	--------

Employer reported super

Employer superannuation contribution liability	\$6,447.00
---	------------



Where your client has an entitlement to super contributions the employer must pay super into your client's fund at least quarterly. Advise your client to check their super fund for payments made by the employer.

Other amounts

Community Development Employment Projects payments	\$0.00
Reportable Employer Super Contribution	\$0.00
Reportable fringe benefits - total	\$0.00

24700 - Changes in Market Values of Investments

2023 Financial Year

Preparer Kelly Fu

Reviewer Kelly Fu

Status Completed

Account Code	Description	CY Balance	LY Balance	Change
24700	Changes in Market Values of Investments	(\$32,814.27)	(\$3,450.02)	851.13%
TOTAL		CY Balance	LY Balance	
		(\$32,814.27)	(\$3,450.02)	

Supporting Documents

- Market Movement [Report](#)
- Net Capital Gains Reconciliation [Report](#)
- Realised Capital Gain Report [Report](#)
- 24700 - Commsec share buy and sell 2023.pdf

Standard Checklist

- Attach copies of Source Documentation (Contract Notes, Broker Statements, Chess Statements, Contracts of Sale, Managed Fund Statements etc)
- Attach copy of Market Movement report
- Attach copy of Net Capital Gains Reconciliation
- Attach copy of Realised Capital Gain Report
- Ensure all Asset Disposals have been entered
- Ensure all Market Values have been entered for June 30
- Ensure all Tax Deferred Distributions have been entered

Joben Superannuation Fund

Market Movement Report

As at 30 June 2023

Investment	Date	Description	Unrealised				Realised			Total
			Units	Accounting Cost Movement	Market Movement	Depreciation	Balance	Consideration	Accounting Cost Base	
ANZ.AX - ANZ Group Holdings Limited										
	10/01/2023	Purchase	1,000.00	23,729.95	0.00	0.00	23,729.95	0.00	0.00	0.00
	30/06/2023	Revaluation	0.00	0.00	(19.95)	0.00	23,710.00	0.00	0.00	0.00
	30/06/2023		1,000.00	23,729.95	(19.95)	0.00	23,710.00	0.00	0.00	0.00
AVR.AX - Anteris Technologies Ltd										
	01/07/2022	Opening Balance	1,000.00	0.00	0.00	0.00	28,800.00	0.00	0.00	0.00
	30/06/2023	Revaluation	0.00	0.00	(7,430.00)	0.00	21,370.00	0.00	0.00	0.00
	30/06/2023		1,000.00	0.00	(7,430.00)	0.00	21,370.00	0.00	0.00	0.00
AWO.AX - Awo Unit Trust										
	01/07/2022	Opening Balance	771,666.00	0.00	0.00	0.00	1,124,085.86	0.00	0.00	0.00
	30/06/2023		771,666.00	0.00	0.00	0.00	1,124,085.86	0.00	0.00	0.00
CBA.AX - Commonwealth Bank Of Australia.										
	01/07/2022	Opening Balance	300.00	0.00	0.00	0.00	27,114.00	0.00	0.00	0.00
	06/06/2023	Purchase	500.00	48,297.89	0.00	0.00	75,411.89	0.00	0.00	0.00
	30/06/2023	Revaluation	0.00	0.00	4,804.11	0.00	80,216.00	0.00	0.00	0.00
	30/06/2023		800.00	48,297.89	4,804.11	0.00	80,216.00	0.00	0.00	0.00
FMG.AX - Fortescue Metals Group Ltd										
	01/07/2022	Opening Balance	1,000.00	0.00	0.00	0.00	17,530.00	0.00	0.00	0.00
	18/11/2022	Disposal	(1,000.00)	(17,454.95)	0.00	0.00	75.05	19,790.05	17,454.95	2,335.10
	18/11/2022	Writeback	0.00	0.00	(75.05)	0.00	0.00	0.00	0.00	0.00
	30/06/2023		0.00	(17,454.95)	(75.05)	0.00	0.00	19,790.05	17,454.95	2,335.10
LVP - Las Vegas Properties Pty Ltd										
	01/07/2022	Opening Balance	25.00	0.00	0.00	0.00	25.00	0.00	0.00	0.00
	30/06/2023	Disposal	(25.00)	(25.00)	0.00	0.00	0.00	0.00	25.00	(25.00)
	30/06/2023		0.00	(25.00)	0.00	0.00	0.00	0.00	25.00	(25.00)
LVPM3 - Las Vegas Properties Management Pty Ltd										
	01/07/2022	Opening Balance	25.00	0.00	0.00	0.00	25.00	0.00	0.00	0.00
	30/06/2023	Disposal	(25.00)	(25.00)	0.00	0.00	0.00	0.00	25.00	(25.00)
	30/06/2023		0.00	(25.00)	0.00	0.00	0.00	0.00	25.00	(25.00)

Joben Superannuation Fund

Market Movement Report

As at 30 June 2023

Investment	Date	Description	Unrealised				Realised			Total
			Units	Accounting Cost Movement	Market Movement	Depreciation	Balance	Consideration	Accounting Cost Base	
PLS.AX - Pilbara Minerals Limited										
	01/07/2022	Opening Balance	10,000.00	0.00	0.00	0.00	22,900.00	0.00	0.00	0.00
	01/08/2022	Disposal	(10,000.00)	(22,029.95)	0.00	0.00	870.05	26,568.08	22,029.95	4,538.13
	01/08/2022	Writeback	0.00	0.00	(870.05)	0.00	0.00	0.00	0.00	0.00
	03/11/2022	Purchase	10,000.00	49,759.64	0.00	0.00	49,759.64	0.00	0.00	0.00
	03/11/2022	Disposal	(10,000.00)	(49,759.64)	0.00	0.00	0.00	51,937.60	49,759.64	2,177.96
	07/03/2023	Purchase	5,000.00	20,529.95	0.00	0.00	20,529.95	0.00	0.00	0.00
	07/03/2023	Disposal	(5,000.00)	(20,529.95)	0.00	0.00	0.00	20,970.05	20,529.95	440.10
	14/03/2023	Purchase	20,000.00	82,087.88	0.00	0.00	82,087.88	0.00	0.00	0.00
	27/04/2023	Disposal	(20,000.00)	(82,087.88)	0.00	0.00	0.00	84,898.00	82,087.88	2,810.12
	30/06/2023		0.00	(22,029.95)	(870.05)	0.00	0.00	184,373.73	174,407.42	9,966.31
QAN.AX - Qantas Airways Limited										
	01/07/2022	Opening Balance	10,000.00	0.00	0.00	0.00	44,700.00	0.00	0.00	0.00
	18/10/2022	Disposal	(10,000.00)	(54,565.40)	0.00	0.00	(9,865.40)	58,032.75	54,565.40	3,467.35
	18/10/2022	Writeback	0.00	0.00	9,865.40	0.00	0.00	0.00	0.00	0.00
	30/06/2023		0.00	(54,565.40)	9,865.40	0.00	0.00	58,032.75	54,565.40	3,467.35
STO.AX - Santos Limited										
	01/07/2022	Opening Balance	3,000.00	0.00	0.00	0.00	22,260.00	0.00	0.00	0.00
	08/11/2022	Disposal	(3,000.00)	(21,569.95)	0.00	0.00	690.05	23,970.05	21,569.95	2,400.10
	08/11/2022	Writeback	0.00	0.00	(690.05)	0.00	0.00	0.00	0.00	0.00
	05/12/2022	Purchase	3,000.00	21,929.95	0.00	0.00	21,929.95	0.00	0.00	0.00
	30/06/2023	Revaluation	0.00	0.00	630.05	0.00	22,560.00	0.00	0.00	0.00
	30/06/2023		3,000.00	360.00	(60.00)	0.00	22,560.00	23,970.05	21,569.95	2,400.10
WBC.AX - Westpac Banking Corporation										
	01/07/2022	Opening Balance	1,000.00	0.00	0.00	0.00	19,500.00	0.00	0.00	0.00
	30/06/2023	Revaluation	0.00	0.00	1,840.00	0.00	21,340.00	0.00	0.00	0.00
	30/06/2023		1,000.00	0.00	1,840.00	0.00	21,340.00	0.00	0.00	0.00
XRO.AX - Xero Limited										
	01/07/2022	Opening Balance	120.00	0.00	0.00	0.00	9,235.20	0.00	0.00	0.00
	01/08/2022	Disposal	(120.00)	(10,637.95)	0.00	0.00	(1,402.75)	11,244.90	10,637.95	606.95
	01/08/2022	Writeback	0.00	0.00	1,402.75	0.00	0.00	0.00	0.00	0.00
	12/09/2022	Purchase	200.00	16,615.73	0.00	0.00	16,615.73	0.00	0.00	0.00
	12/09/2022	Disposal	(200.00)	(16,615.73)	0.00	0.00	0.00	17,451.94	16,615.73	836.21
	24/10/2022	Purchase	1,000.00	72,286.64	0.00	0.00	72,286.64	0.00	0.00	0.00

Joben Superannuation Fund
Market Movement Report

As at 30 June 2023

Investment	Date	Description	Unrealised				Realised			Total	
			Units	Accounting Cost Movement	Market Movement	Depreciation	Balance	Consideration	Accounting Cost Base		Accounting Profit/(loss)
	26/10/2022	Disposal	(1,000.00)	(72,286.64)	0.00	0.00	0.00	75,635.21	72,286.64	3,348.57	
	08/11/2022	Purchase	1,000.00	74,163.89	0.00	0.00	74,163.89	0.00	0.00	0.00	
	05/12/2022	Disposal	(1,000.00)	(74,163.89)	0.00	0.00	0.00	74,610.36	74,163.89	446.47	
	30/06/2023		0.00	(10,637.95)	1,402.75	0.00	0.00	178,942.41	173,704.21	5,238.20	
Total Market Movement					9,457.21					23,357.06	32,814.27

Joben Superannuation Fund

Realised Capital Gains Report

For The Period 01 July 2022 - 30 June 2023

Investment		Accounting Treatment				Tax Treatment						
Purchase Contract Date	Disposal Contract Date	Units	Cost	Proceeds	Accounting Profit/(Loss)	Adjusted Cost Base	Reduced Cost Base	Indexed Cost Base	Indexed Gains	Discounted Gains (Gross)	Other Gains	Capital Loss
Shares in Listed Companies (Australian)												
FMG.AX - Fortescue Metals Group Ltd												
23/06/2022	18/11/2022	1,000.00	17,454.95	19,790.05	2,335.10	17,454.95	17,454.95	0.00	0.00	0.00	2,335.10	0.00
		1,000.00	17,454.95	19,790.05	2,335.10	17,454.95	17,454.95	0.00	0.00	0.00	2,335.10	0.00
PLS.AX - Pilbara Minerals Limited												
15/06/2022	01/08/2022	10,000.00	22,029.95	26,568.08	4,538.13	22,029.95	22,029.95	0.00	0.00	0.00	4,538.13	0.00
03/11/2022	03/11/2022	10,000.00	49,759.64	51,937.60	2,177.96	49,759.64	49,759.64	0.00	0.00	0.00	2,177.96	0.00
07/03/2023	07/03/2023	5,000.00	20,529.95	20,970.05	440.10	20,529.95	20,529.95	0.00	0.00	0.00	440.10	0.00
14/03/2023	27/04/2023	20,000.00	82,087.88	84,898.00	2,810.12	82,087.88	82,087.88	0.00	0.00	0.00	2,810.12	0.00
		45,000.00	174,407.42	184,373.73	9,966.31	174,407.42	174,407.42	0.00	0.00	0.00	9,966.31	0.00
QAN.AX - Qantas Airways Limited												
10/05/2022	18/10/2022	10,000.00	54,565.40	58,032.75	3,467.35	54,565.40	54,565.40	0.00	0.00	0.00	3,467.35	0.00
		10,000.00	54,565.40	58,032.75	3,467.35	54,565.40	54,565.40	0.00	0.00	0.00	3,467.35	0.00
STO.AX - Santos Limited												
28/06/2022	08/11/2022	3,000.00	21,569.95	23,970.05	2,400.10	21,569.95	21,569.95	0.00	0.00	0.00	2,400.10	0.00
		3,000.00	21,569.95	23,970.05	2,400.10	21,569.95	21,569.95	0.00	0.00	0.00	2,400.10	0.00
XRO.AX - Xero Limited												
10/05/2022	01/08/2022	120.00	10,637.95	11,244.90	606.95	10,637.95	10,637.95	0.00	0.00	0.00	606.95	0.00
12/09/2022	12/09/2022	200.00	16,615.73	17,451.94	836.21	16,615.73	16,615.73	0.00	0.00	0.00	836.21	0.00
24/10/2022	26/10/2022	1,000.00	72,286.64	75,635.21	3,348.57	72,286.64	72,286.64	0.00	0.00	0.00	3,348.57	0.00
08/11/2022	05/12/2022	1,000.00	74,163.89	74,610.36	446.47	74,163.89	74,163.89	0.00	0.00	0.00	446.47	0.00
		2,320.00	173,704.21	178,942.41	5,238.20	173,704.21	173,704.21	0.00	0.00	0.00	5,238.20	0.00

Joben Superannuation Fund

Realised Capital Gains Report

For The Period 01 July 2022 - 30 June 2023

Investment		Accounting Treatment				Tax Treatment						
Purchase Contract Date	Disposal Contract Date	Units	Cost	Proceeds	Accounting Profit/(Loss)	Adjusted Cost Base	Reduced Cost Base	Indexed Cost Base	Indexed Gains	Discounted Gains (Gross)	Other Gains	Capital Loss
Shares in Listed Companies (Australian)												
		61,320.00	441,701.93	465,108.99	23,407.06	441,701.93	441,701.93	0.00	0.00	0.00	23,407.06	0.00
Shares in Unlisted Private Companies (Australian)												
LVP - Las Vegas Properties Pty Ltd												
15/04/2013	30/06/2023	12.50	12.50	0.00	(12.50)	12.50	12.50	0.00	0.00	0.00	0.00	(12.50)
15/04/2013	30/06/2023	12.50	12.50	0.00	(12.50)	12.50	12.50	0.00	0.00	0.00	0.00	(12.50)
		25.00	25.00	0.00	(25.00)	25.00	25.00	0.00	0.00	0.00	0.00	(25.00)
LVPM3 - Las Vegas Properties Management Pty Ltd												
01/07/2018	30/06/2023	25.00	25.00	0.00	(25.00)	25.00	25.00	0.00	0.00	0.00	0.00	(25.00)
		25.00	25.00	0.00	(25.00)	25.00	25.00	0.00	0.00	0.00	0.00	(25.00)
		50.00	50.00	0.00	(50.00)	50.00	50.00	0.00	0.00	0.00	0.00	(50.00)
		61,370.00	441,751.93	465,108.99	23,357.06	441,751.93	441,751.93	0.00	0.00	0.00	23,407.06	(50.00)

Joben Superannuation Fund

Capital Gains Reconciliation Report

For The Period 01 July 2022 - 30 June 2023

	Total	Discounted	Indexed	Other	Notional
Losses available to offset					
Carried forward from prior losses	0.00				
Carried forward from prior losses - Collectables	0.00				
Current year capital losses	50.00				
Current year capital losses - Collectables	0.00				
Total Losses Available	50.00				
Total Losses Available - Collectables	0.00				
Capital Gains					
Capital gains from disposal of assets	23,407.06	0.00	0.00	23,407.06	0.00
Capital gains from disposal of assets - Collectables	0.00	0.00	0.00	0.00	0.00
Capital gains from trust distributions	0.00	0.00	0.00	0.00	0.00
Capital Gains Before Losses applied	23,407.06	0.00	0.00	23,407.06	0.00
Losses and discount applied					
Losses applied	50.00	0.00	0.00	50.00	0.00
Losses applied - Collectables	0.00	0.00	0.00	0.00	0.00
Capital gains after losses applied	23,357.06	0.00	0.00	23,357.06	0.00
Capital gains after losses applied - Collectables	0.00	0.00	0.00	0.00	0.00
CGT Discount applied	0.00				
CGT Discount applied - Collectables	0.00				

Joben Superannuation Fund

Capital Gains Reconciliation Report

For The Period 01 July 2022 - 30 June 2023

	Total	Discounted	Indexed	Other	Notional
Net Capital Gain					
Net capital gain	23,357.06				
Net capital gain - Collectables	0.00				
Total Net Capital Gain (11A)	23,357.06				
Net Capital Losses Carried Forward to later income					
Net Capital Losses Carried Forward to later income years	0.00				
Net Capital Losses Carried Forward to later income years - Collectables	0.00				
Total Net Capital Losses Carried Forward to later income years (14V)	0.00				

Note

Refer to Realised Gains Report for details of Disposals at a Security level

Refer to Distribution Reconciliation Report for Trust Distribution details at a Security level

Transaction Summary

1 JULY 2022 - 30 JUNE 2023



JOBEN SUPER PTY LTD <JOBEN SF A/C>

SHARES - 4505730 - HIN 103388121

Total Buys and Sells	2022 - 2023 Financial Year
Total Buys (inc. Brokerage + GST)	\$409,401.52
Total Sells (inc. Brokerage + GST)	\$465,108.99

ANZ - ANZ GROUP HOLDINGS FPO (ORDINARY FULLY PAID)

Date	Type	Quantity	Unit Price	Trade Value	Brokerage+GST	GST	CNote	Total Value
06-Jan-2023	Buy	1,000	\$23.7000	\$23,700.00	\$29.95	\$2.72	139881133	\$23,729.95
Sub Total					\$29.95	\$2.72		\$23,729.95

CBA - COMMONWEALTH BANK. FPO (ORDINARY FULLY PAID)

Date	Type	Quantity	Unit Price	Trade Value	Brokerage+GST	GST	CNote	Total Value
02-Jun-2023	Buy	500	\$96.4800	\$48,240.00	\$57.89	\$5.26	143417979	\$48,297.89
Sub Total					\$57.89	\$5.26		\$48,297.89

FMG - FORTESCUE METALS GRP FPO (ORDINARY FULLY PAID)

Date	Type	Quantity	Unit Price	Trade Value	Brokerage+GST	GST	CNote	Total Value
16-Nov-2022	Sell	-1,000	\$19.8200	-\$19,820.00	\$29.95	\$2.72	138753300	-\$19,790.05
Sub Total					\$29.95	\$2.72		-\$19,790.05

PLS - PILBARA MIN LTD FPO (ORDINARY FULLY PAID)

Date	Type	Quantity	Unit Price	Trade Value	Brokerage+GST	GST	CNote	Total Value
24-Apr-2023	Sell	-20,000	\$4.2500	-\$85,000.00	\$102.00	\$9.27	142474808	-\$84,898.00
10-Mar-2023	Buy	20,000	\$4.0995	\$81,989.50	\$98.38	\$8.94	141476724	\$82,087.88
03-Mar-2023	Buy	5,000	\$4.1000	\$20,500.00	\$29.95	\$2.72	141317943	\$20,529.95
03-Mar-2023	Sell	-5,000	\$4.2000	-\$21,000.00	\$29.95	\$2.72	141324716	-\$20,970.05
01-Nov-2022	Sell	-10,000	\$5.2000	-\$52,000.00	\$62.40	\$5.67	138274638	-\$51,937.60
31-Oct-2022	Buy	10,000	\$4.9700	\$49,700.00	\$59.64	\$5.42	138234927	\$49,759.64
28-Jul-2022	Sell	-10,000	\$2.6600	-\$26,600.00	\$31.92	\$2.90	135543267	-\$26,568.08
Sub Total					\$414.24	\$37.64		-\$31,996.26

QAN - QANTAS AIRWAYS FPO (ORDINARY FULLY PAID)

Date	Type	Quantity	Unit Price	Trade Value	Brokerage+GST	GST	CNote	Total Value
14-Oct-2022	Sell	-10,000	\$5.8102	-\$58,102.47	\$69.72	\$6.34	137844526	-\$58,032.75
Sub Total					\$69.72	\$6.34		-\$58,032.75

Transaction Summary

1 JULY 2022 - 30 JUNE 2023



STO - SANTOS LTD FPO (ORDINARY FULLY PAID)

Date	Type	Quantity	Unit Price	Trade Value	Brokerage+GST	GST	CNote	Total Value
30-Nov-2022	Buy	3,000	\$7.3000	\$21,900.00	\$29.95	\$2.72	139107301	\$21,929.95
04-Nov-2022	Sell	-3,000	\$8.0000	-\$24,000.00	\$29.95	\$2.72	138408693	-\$23,970.05
Sub Total					\$59.90	\$5.44		-\$2,040.10

XRO - XERO LTD FPO (ORDINARY FULLY PAID)

Date	Type	Quantity	Unit Price	Trade Value	Brokerage+GST	GST	CNote	Total Value
01-Dec-2022	Sell	-1,000	\$74.7000	-\$74,700.00	\$89.64	\$8.15	139141964	-\$74,610.36
04-Nov-2022	Buy	1,000	\$74.0750	\$74,075.00	\$88.89	\$8.08	138405775	\$74,163.89
24-Oct-2022	Sell	-1,000	\$75.7261	-\$75,726.08	\$90.87	\$8.26	138044313	-\$75,635.21
20-Oct-2022	Buy	1,000	\$72.2000	\$72,200.00	\$86.64	\$7.88	137979367	\$72,286.64
08-Sep-2022	Sell	-200	\$87.4095	-\$17,481.89	\$29.95	\$2.72	136839158	-\$17,451.94
07-Sep-2022	Buy	200	\$82.9289	\$16,585.78	\$29.95	\$2.72	136787612	\$16,615.73
28-Jul-2022	Sell	-120	\$93.9571	-\$11,274.85	\$29.95	\$2.72	135547976	-\$11,244.90
Sub Total					\$445.89	\$40.53		-\$15,876.15

25000 - Interest Received

2023 Financial Year

Preparer Kelly Fu

Reviewer Kelly Fu

Status Completed

Account Code	Description	CY Balance	LY Balance	Change
CBA10931611	CBA - Cash Investment Account ***1611	(\$2,393.35)	(\$49.56)	4729.2%
TOTAL		CY Balance	LY Balance	
		(\$2,393.35)	(\$49.56)	

Supporting Documents

- Interest Reconciliation Report [Report](#)
- 23900 - Commsec dividend statement 2023.pdf

Standard Checklist

- Attach Interest Reconciliation Report
- Ensure all interest has been recorded from Bank Statements
- Review Statements to ensure all TFN withheld has been input

Joben Superannuation Fund Interest Reconciliation Report

For The Period 01 July 2022 - 30 June 2023

Date	Payment Amount	Gross Interest	TFN Withheld	Foreign Income	Foreign Credits
Bank Accounts					
CBA10931611 CBA - Cash Investment Account ****1611					
01/07/2022	9.55	9.55			
01/08/2022	12.05	12.05			
01/09/2022	52.70	52.70			
01/10/2022	87.97	87.97			
01/11/2022	151.00	151.00			
01/12/2022	191.98	191.98			
01/01/2023	327.62	327.62			
01/02/2023	322.11	322.11			
01/03/2023	284.74	284.74			
01/04/2023	286.60	286.60			
01/05/2023	241.13	241.13			
01/06/2023	425.90	425.90			
	2,393.35	2,393.35			
	2,393.35	2,393.35			

Interest Received ATO General Interest Charge

21/05/2023		29.21			
		29.21			
		29.21			

Joben Superannuation Fund
Interest Reconciliation Report

For The Period 01 July 2022 - 30 June 2023

Date	Payment Amount	Gross Interest	TFN Withheld	Foreign Income	Foreign Credits
TOTAL	2,393.35	2,422.56			

Tax Return Reconciliation

	Totals	Tax Return Label
Gross Interest	2,422.56	11C

Interest & Estimated Dividend Summary



1 JULY 2022 - 30 JUNE 2023

SHARES - 4505730 - HIN 103388121

JOBEN SUPER PTY LTD <JOBEN SF A/C>

ESTIMATED DIVIDEND SUMMARY

CBA - COMMONWEALTH BANK. FPO (ORDINARY FULLY PAID)

Ex-div date	Payment Date	Type	Dividend per share	Units	Est. Unfranked Amount	Est. Franked Amount	Est. Total Dividend	Est. Franking Credit
22-Feb-2023	30-Mar-2023	Interim	\$2.1000	300	\$0.00	\$630.00	\$630.00	\$270.00
17-Aug-2022	29-Sep-2022	Final	\$2.1000	300	\$0.00	\$630.00	\$630.00	\$270.00
Sub Total					\$0.00	\$1,260.00	\$1,260.00	\$540.00

FMG - FORTESCUE METALS GRP FPO (ORDINARY FULLY PAID)

Ex-div date	Payment Date	Type	Dividend per share	Units	Est. Unfranked Amount	Est. Franked Amount	Est. Total Dividend	Est. Franking Credit
05-Sep-2022	29-Sep-2022	Final	\$1.2100	1,000	\$0.00	\$1,210.00	\$1,210.00	\$518.57
Sub Total					\$0.00	\$1,210.00	\$1,210.00	\$518.57

STO - SANTOS LTD FPO (ORDINARY FULLY PAID)

Ex-div date	Payment Date	Type	Dividend per share	Units	Est. Unfranked Amount	Est. Franked Amount	Est. Total Dividend	Est. Franking Credit
27-Feb-2023	29-Mar-2023	Final	\$0.2236	3,000	\$670.91	\$0.00	\$670.91	\$0.00
22-Aug-2022	22-Sep-2022	Interim	\$0.1093	3,000	\$327.81	\$0.00	\$327.81	\$0.00
Sub Total					\$998.72	\$0.00	\$998.72	\$0.00

WBC - WESTPAC BANKING CORP FPO (ORDINARY FULLY PAID)

Ex-div date	Payment Date	Type	Dividend per share	Units	Est. Unfranked Amount	Est. Franked Amount	Est. Total Dividend	Est. Franking Credit
11-May-2023	27-Jun-2023	Interim	\$0.7000	1,000	\$0.00	\$700.00	\$700.00	\$300.00
17-Nov-2022	20-Dec-2022	Final	\$0.6400	1,000	\$0.00	\$640.00	\$640.00	\$274.29
Sub Total					\$0.00	\$1,340.00	\$1,340.00	\$574.29
TOTAL					\$998.72	\$3,810.00	\$4,808.72	\$1,632.86

ESTIMATED INTEREST RECEIVED

There are no transactions on this account.

TOTAL

\$0.00

INTEREST INCOME SUMMARY

Account	Interest
CDIA - 10931611	\$2,393.35
TOTAL	\$2,393.35

25100 - Interest Received ATO General Interest Charge

2023 Financial Year

Preparer Kelly Fu

Reviewer Kelly Fu

Status Completed

Account Code	Description	CY Balance	LY Balance	Change
25100	Interest Received ATO General Interest Charge	(\$29.21)		100%
TOTAL		CY Balance	LY Balance	
		(\$29.21)		

Supporting Documents

- General Ledger [Report](#)
- 85000 - ATO ITA, PAYGI total 2023.pdf

Standard Checklist

- Attach all supporting Documentation
- Has the Fund received any non-arm's length income? If so, it may be taxed at 47%

Joben Superannuation Fund

General Ledger

As at 30 June 2023

Transaction Date	Description	Units	Debit	Credit	Balance \$
Interest Received ATO General Interest Charge (25100)					
<u>Interest Received ATO General Interest Charge (25100)</u>					
21/05/2023	ATO008000017965081 ATO			29.21	29.21 CR
				29.21	29.21 CR

Total Debits: 0.00

Total Credits: 29.21



Australian Government
Australian Taxation Office

Agent PDK FINANCIAL SYNERGY PTY LTD
Client THE TRUSTEE FOR JOBEN SUPERANNUATION FUND
ABN 97 302 128 688
TFN 925 060 259

Income tax 551

Date generated	24 October 2023
Overdue	\$0.00
Not yet due	\$0.00
Balance	\$0.00

Transactions

4 results found - from **01 July 2022** to **24 October 2023** sorted by **processed date** ordered **newest to oldest**

Processed date	Effective date	Description	Debit (DR)	Credit (CR)	Balance
17 May 2023	22 May 2023	EFT refund for Income Tax for the period from 01 Jul 21 to 30 Jun 22	\$29.21		\$0.00
17 May 2023	15 May 2023	Interest for early payment of Income Tax		\$29.21	\$29.21 CR
2 Mar 2023	15 May 2023	Tax return Self Man Superfund - Income Tax for the period from 01 Jul 21 to 30 Jun 22	\$4,254.63		\$0.00
2 Mar 2023	1 Mar 2023	Payment received		\$4,254.63	\$4,254.63 CR



Australian Government
Australian Taxation Office

Agent PDK FINANCIAL SYNERGY PTY LTD
Client THE TRUSTEE FOR JOBEN SUPERANNUATION FUND
ABN 97 302 128 688
TFN 925 060 259

Activity statement 001

Tax type summary

Income tax year	2023
Period	01 July 2022 - 30 June 2023
Type	Pay as you go Instalments
Balance	\$18,354.00 DR

Transactions

Processed date	Effective date	Description	Debit (DR)	Credit (CR)	Balance
26/09/2022	28/10/2022	Original Activity Statement for the period ending 30 Sep 22 - PAYG Instalments	\$3,570.00		\$3,570.00 DR
13/02/2023	28/02/2023	Original Activity Statement for the period ending 31 Dec 22 - PAYG Instalments	\$3,570.00		\$7,140.00 DR
16/03/2023	28/04/2023	Original Activity Statement for the period ending 31 Mar 23 - PAYG Instalments	\$6,626.00		\$13,766.00 DR
19/06/2023	28/07/2023	Original Activity Statement for the period ending 30 Jun 23 - PAYG Instalments	\$4,588.00		\$18,354.00 DR

30100 - Accountancy Fees

2023 Financial Year

Preparer Kelly Fu

Reviewer Kelly Fu

Status Completed

Account Code	Description	CY Balance	LY Balance	Change
30100	Accountancy Fees	\$1,870.00	\$1,540.00	21.43%
TOTAL		CY Balance	LY Balance	
		\$1,870.00	\$1,540.00	

Supporting Documents

- General Ledger [Report](#)
- 30100 - Accounting fee paid 2023.pdf

Standard Checklist

- Attach all source documentation
- Ensure all Transactions have been entered

Joben Superannuation Fund

General Ledger

As at 30 June 2023

Transaction Date	Description	Units	Debit	Credit	Balance \$
Accountancy Fees (30100)					
<u>Accountancy Fees (30100)</u>					
01/03/2023	Transfer To PDK Financial Synerg Ne		1,870.00		1,870.00 DR
			1,870.00		1,870.00 DR

Total Debits: 1,870.00

Total Credits: 0.00

TAX INVOICE

Invoice Date 01 March 2023

Invoice No. 43977

Client Code JOBESF

Joben Superannuation Fund
Unit 1
1 Threlfall Avenue
NORWOOD SA 5067

To our Professional Fees and Charges in attending to the following :-

Preparation of Financial Statements and Statutory Minutes for the Joben Superannuation Fund for the year ended 30 June 2022.

Preparation and lodgement of Fund Income Tax Return for the Joben Superannuation Fund for the year ended 30 June 2022 including schedules as required.

Processing share transactions including share purchases, sales and capital gains.

Preparation and lodgement of Australian Securities and Investments Commission Annual Company Statement for Joben Super Pty Ltd.

Preparation and Lodgement of Solvency Resolution.

Attendance to Lodgement, Signatures, Photocopying etc.

All matters generally.

Our Fee Total	1,700.00
Plus: GST	170.00
TOTAL FEE	\$1,870.00



Remittance Advice - Please return with your payment

Payment required within Fourteen (14) Days from date of Invoice

Invoice Due Date - 15 March 2023

Please forward cheques to:

PDK Financial Synergy P/L
PO Box 3685
ADELAIDE SA 5000

Credit Card: Mastercard/Visa (Please circle)

Card No:

Expires: ____ / ____

For Direct Deposit:

BSB: 035-000
Account No: 683075

Name on Card: _____

Signature: _____

Client Code: JOBESF

Invoice No: 43977 Amount Due: \$1,870.00 Amount Paid: \$ _____

Liability limited by a scheme approved under Professional Standards Legislation

30400 - ATO Supervisory Levy

2023 Financial Year

Preparer Kelly Fu

Reviewer Kelly Fu

Status Completed

Account Code	Description	CY Balance	LY Balance	Change
30400	ATO Supervisory Levy	\$259.00	\$259.00	0%
TOTAL		CY Balance	LY Balance	
		\$259.00	\$259.00	

Supporting Documents

- General Ledger [Report](#)

Standard Checklist

- Attach all source documentation
- Ensure all Transactions have been entered

Joben Superannuation Fund

General Ledger

As at 30 June 2023

Transaction Date	Description	Units	Debit	Credit	Balance \$
ATO Supervisory Levy (30400)					
<i>ATO Supervisory Levy (30400)</i>					
01/03/2023	NETBANK BPAY TAX OFFICE PAYMENTS		259.00		259.00 DR
			259.00		259.00 DR

Total Debits: 259.00

Total Credits: 0.00

30700 - Auditor's Remuneration

2023 Financial Year

Preparer Kelly Fu

Reviewer Kelly Fu

Status Completed

Account Code	Description	CY Balance	LY Balance	Change
30700	Auditor's Remuneration	\$770.00	\$660.00	16.67%
TOTAL		CY Balance	LY Balance	
		\$770.00	\$660.00	

Supporting Documents

- General Ledger [Report](#)
- 30700 - Auditing fee paid 2023.pdf

Standard Checklist

- Attach all source documentation
- Ensure all Transactions have been entered

Joben Superannuation Fund

General Ledger

As at 30 June 2023

Transaction Date	Description	Units	Debit	Credit	Balance \$
Auditor's Remuneration (30700)					
Auditor's Remuneration (30700)					
01/03/2023	Transfer To PDK Financial Synerg Ne		770.00		770.00 DR
			770.00		770.00 DR

Total Debits: 770.00

Total Credits: 0.00

TAX INVOICE

Invoice Date 01 March 2023

Invoice No. 43976

Client Code JOBESF

Joben Superannuation Fund
Unit 1
1 Threlfall Avenue
NORWOOD SA 5067

To our Professional Fees and Charges in attending to the following :-

Annual audit of the records, financial statements and tax return of the Joben Superannuation Fund for the year ended 30 June 2022 as required under SIS Regulations.

Preparation of Audit Report.

Review of statutory minute book documentation for history of fund per requirements under SIS Legislation.

Review of investment in Down Under Properties Trust.

Our Fee Total	700.00
Plus: GST	70.00
TOTAL FEE	\$ 770.00

Remittance Advice - Please return with your payment

Payment required within Fourteen (14) Days from date of Invoice

Invoice Due Date - 15 March 2023

Please forward cheques to:
PDK Financial Synergy P/L
PO Box 3685
ADELAIDE SA 5000

Credit Card: Mastercard/Visa (Please circle)

Card No:

Expires: ____ / ____

For Direct Deposit:
BSB: 035-000
Account No: 683075

Name on Card: _____

Signature: _____

Client Code: JOBESF

Invoice No: 43976

Amount Due: \$ 770.00

Amount Paid: \$ _____

Liability limited by a scheme approved under Professional Standards Legislation

30800 - ASIC Fees

2023 Financial Year

Preparer Kelly Fu

Reviewer Kelly Fu

Status N/A - Not Applicable

Account Code	Description	CY Balance	LY Balance	Change
30800	ASIC Fees		\$56.00	100%
TOTAL		CY Balance	LY Balance	
			\$56.00	

Supporting Documents

No supporting documents

Standard Checklist

- Attach all source documentation
- Ensure all Transactions have been entered

38000 - Insurance

2023 Financial Year

Preparer Kelly Fu

Reviewer Kelly Fu

Status Completed

Account Code	Description	CY Balance	LY Balance	Change
38000	Insurance	\$390.00	\$370.00	5.41%
TOTAL		CY Balance	LY Balance	
		\$390.00	\$370.00	

Supporting Documents

◦ General Ledger [Report](#)

Standard Checklist

- Attach all source documentation
- Ensure all Transactions have been entered

Notes

Kelly Fu

Note Audit shield per PDK	24/10/2023 18:33
-------------------------------------	------------------

Joben Superannuation Fund

General Ledger

As at 30 June 2023

Transaction Date	Description	Units	Debit	Credit	Balance \$
Insurance (38000)					
<i>Insurance (38000)</i>					
29/11/2022	NETBANK BPAY Audit Shield		390.00		390.00 DR
			390.00		390.00 DR

Total Debits: 390.00

Total Credits: 0.00

48500 - Income Tax Expense

2023 Financial Year

Preparer Kelly Fu

Reviewer Kelly Fu

Status Completed

Account Code	Description	CY Balance	LY Balance	Change
48500	Income Tax Expense	\$19,154.96	\$16,708.98	14.64%
TOTAL		CY Balance	LY Balance	
		\$19,154.96	\$16,708.98	

Supporting Documents

No supporting documents

49000 - Profit/Loss Allocation Account

2023 Financial Year

Preparer Kelly Fu

Reviewer Kelly Fu

Status Completed

Account Code	Description	CY Balance	LY Balance	Change
49000	Profit/Loss Allocation Account	\$129,735.81	\$99,676.91	30.16%
TOTAL		CY Balance	LY Balance	
		\$129,735.81	\$99,676.91	

Supporting Documents

No supporting documents

50000 - Members

2023 Financial Year

Preparer Kelly Fu

Reviewer Kelly Fu

Status Completed

Account Code	Description	Opening Balance	Contribution Income	Earnings	Member Payments	Tax & Fees	Closing Balance	Change
O'BBEN00001A	O'Brien, Benjamin - Accumulation (Accumulation)	(\$943,338.75)	(\$16,792.00)	(\$81,669.83)		\$13,870.97	(\$1,027,929.61)	8.97%
O'BJOA00001A	O'Brien, Joanne - Accumulation (Accumulation)	(\$521,196.95)	(\$7,480.51)	(\$45,048.29)		\$7,383.85	(\$566,341.90)	8.66%
TOTAL		Opening Balance	Contribution Income	Earnings	Member Payments	Tax & Fees	Closing Balance	
		(\$1,464,535.70)	(\$24,272.51)	(\$126,718.12)		\$21,254.82	(\$1,594,271.51)	

Supporting Documents

- Members Statements [Report](#)
- Members Summary [Report](#)

Standard Checklist

- Attach copies of Members Statements

Joben Superannuation Fund Members Statement

Benjamin O'Brien
1 / 1 Threlfall Avenue
Norwood, South Australia, 5067, Australia

Your Details

Date of Birth :	Provided	Nominated Beneficiaries:	N/A
Age:	50	Nomination Type:	N/A
Tax File Number:	Provided	Vested Benefits:	1,027,929.61
Date Joined Fund:	27/08/2009	Total Death Benefit:	1,027,929.61
Service Period Start Date:	01/07/1996	Current Salary:	0.00
Date Left Fund:		Previous Salary:	0.00
Member Code:	O'BBEN00001A	Disability Benefit:	0.00
Account Start Date:	27/08/2009		
Account Phase:	Accumulation Phase		
Account Description:	Accumulation		

Your Balance

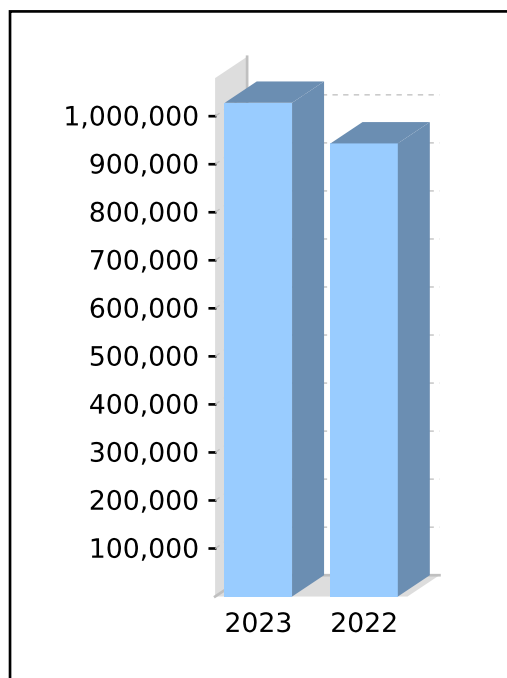
Total Benefits 1,027,929.61

Preservation Components

Preserved 1,027,929.61
Unrestricted Non Preserved
Restricted Non Preserved

Tax Components

Tax Free 70,992.12
Taxable 956,937.49



Your Detailed Account Summary

	This Year
Opening balance at 01/07/2022	943,338.75
<u>Increases to Member account during the period</u>	
Employer Contributions	16,792.00
Personal Contributions (Concessional)	
Personal Contributions (Non Concessional)	
Government Co-Contributions	
Other Contributions	
Proceeds of Insurance Policies	
Transfers In	
Net Earnings	81,669.83
Internal Transfer In	
<u>Decreases to Member account during the period</u>	
Pensions Paid	
Contributions Tax	2,518.77
Income Tax	11,352.20
No TFN Excess Contributions Tax	
Excess Contributions Tax	
Refund Excess Contributions	
Division 293 Tax	
Insurance Policy Premiums Paid	
Management Fees	
Member Expenses	
Benefits Paid/Transfers Out	
Superannuation Surcharge Tax	
Internal Transfer Out	
Closing balance at 30/06/2023	1,027,929.61

Joben Superannuation Fund Members Statement

Joanne O'Brien
1 / 1 Threlfall Avenue
Norwood, South Australia, 5067, Australia

Your Details

Date of Birth :	Provided	Nominated Beneficiaries:	N/A
Age:	50	Nomination Type:	N/A
Tax File Number:	Provided	Vested Benefits:	566,341.90
Date Joined Fund:	27/08/2009	Total Death Benefit:	566,341.90
Service Period Start Date:	06/06/1996	Current Salary:	0.00
Date Left Fund:		Previous Salary:	0.00
Member Code:	O'BJOA00001A	Disability Benefit:	0.00
Account Start Date:	27/08/2009		
Account Phase:	Accumulation Phase		
Account Description:	Accumulation		

Your Balance

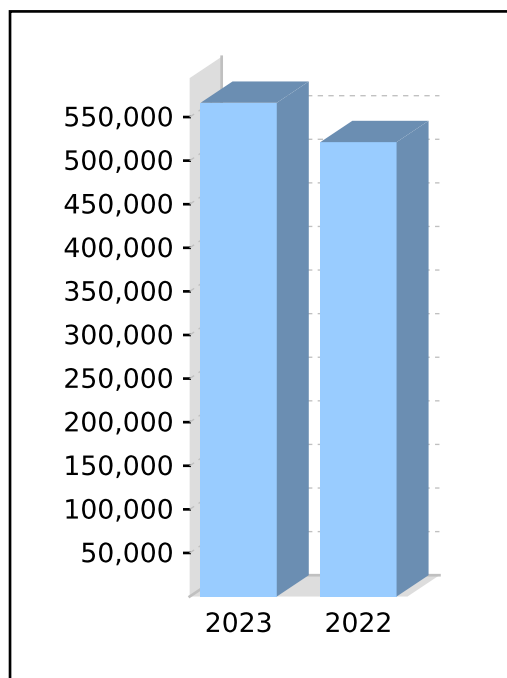
Total Benefits 566,341.90

Preservation Components

Preserved 566,341.90
Unrestricted Non Preserved
Restricted Non Preserved

Tax Components

Tax Free 70,967.12
Taxable 495,374.78



Your Detailed Account Summary

	This Year
Opening balance at 01/07/2022	521,196.95
<u>Increases to Member account during the period</u>	
Employer Contributions	7,480.51
Personal Contributions (Concessional)	
Personal Contributions (Non Concessional)	
Government Co-Contributions	
Other Contributions	
Proceeds of Insurance Policies	
Transfers In	
Net Earnings	45,048.29
Internal Transfer In	
<u>Decreases to Member account during the period</u>	
Pensions Paid	
Contributions Tax	1,122.08
Income Tax	6,261.77
No TFN Excess Contributions Tax	
Excess Contributions Tax	
Refund Excess Contributions	
Division 293 Tax	
Insurance Policy Premiums Paid	
Management Fees	
Member Expenses	
Benefits Paid/Transfers Out	
Superannuation Surcharge Tax	
Internal Transfer Out	
Closing balance at 30/06/2023	566,341.90

Joben Superannuation Fund
Members Summary

As at 30 June 2023

Opening Balances	Increases				Decreases					Closing Balance	
	Contributions	Transfers In	Net Earnings	Insurance Proceeds	Pensions Paid	Contributions Tax	Taxes Paid	Benefits Paid/ Transfers Out	Insurance Premiums		Member Expenses
Benjamin O'Brien (Age: 50)											
O'BBEN00001A - Accumulation											
943,338.75	16,792.00		81,669.83			2,518.77	11,352.20				1,027,929.61
943,338.75	16,792.00		81,669.83			2,518.77	11,352.20				1,027,929.61
Joanne O'Brien (Age: 50)											
O'BJOA00001A - Accumulation											
521,196.95	7,480.51		45,048.29			1,122.08	6,261.77				566,341.90
521,196.95	7,480.51		45,048.29			1,122.08	6,261.77				566,341.90
1,464,535.70	24,272.51		126,718.12			3,640.85	17,613.97				1,594,271.51

60400 - Bank Accounts

2023 Financial Year

Preparer Kelly Fu

Reviewer Kelly Fu

Status Completed

Account Code	Description	CY Balance	LY Balance	Change
CBA10931611	CBA - Cash Investment Account ***1611	\$190,987.94	\$38,794.32	392.31%
TOTAL		CY Balance	LY Balance	
		\$190,987.94	\$38,794.32	

Supporting Documents

- Bank Statement Report [Report](#)
- 60400 - Statement20230630.pdf

Standard Checklist

- Attach Copies of Bank Statements
- Attach copy of Bank Statement Report
- Ensure all Balances match Statement Balances at June 30
- Ensure all Transactions have been entered

Joben Superannuation Fund Bank Statement Report

For The Period 01 July 2022 to 30 June 2023

Chart Code: 60400 / CBA10931611
Account Name: CBA - Cash Investment Account ***1611
BSB and Account Number: 065122 10931611

Opening Balance	-	Total Debits	+	Total Credits	=	Closing Balance	Data Feed Used
\$ 38,794.32		\$ 301,146.83		\$ 453,340.45		\$ 190,987.94	BGL Bank Data Service

Date	Description	Debit \$	Credit \$	Ledger Balance \$	Statement Balance \$	Variance \$
01/07/2022	Opening Balance			38,794.32		
01/07/2022	DEPOSIT INTEREST		9.55	38,803.87		
01/07/2022	NETBANK BPAY TAX OFFICE PAYMENTS	3,500.00		35,303.87	35,303.87	
28/07/2022	PC210722-161512070 SuperChoice P-L		1,768.75	37,072.62		
28/07/2022	PC210722-161512063 SuperChoice P-L		525.00	37,597.62	37,597.62	
01/08/2022	COMMSEC COMMONWEALTH SEC		37,812.98	75,410.60		
01/08/2022	DEPOSIT INTEREST		12.05	75,422.65	75,422.65	
03/08/2022	PC280722-194705317 SuperChoice P-L		428.27	75,850.92	75,850.92	
24/08/2022	PC180822-186294114 SuperChoice P-L		1,768.75	77,619.67		
24/08/2022	PC180822-186294107 SuperChoice P-L		525.00	78,144.67	78,144.67	
01/09/2022	DEPOSIT INTEREST		52.70	78,197.37	78,197.37	
12/09/2022	COMMSEC COMMONWEALTH SEC		836.21	79,033.58	79,033.58	
21/09/2022	AUI22-00957727 SANTOS DIVIDEND		174.81	79,208.39	79,208.39	
27/09/2022	PC190922-150958182 SuperChoice P-L		1,268.75	80,477.14		
27/09/2022	PC190922-150958178 SuperChoice P-L		525.00	81,002.14	81,002.14	
29/09/2022	001284019660 FMG DIVIDEND [System Matched Income Data]		1,210.00	82,212.14		
29/09/2022	001281046364 CBA FNL DIV [System Matched Income Data]		630.00	82,842.14	82,842.14	

Joben Superannuation Fund
Bank Statement Report

For The Period 01 July 2022 to 30 June 2023

Date	Description	Debit \$	Credit \$	Ledger Balance \$	Statement Balance \$	Variance \$
01/10/2022	DEPOSIT INTEREST		87.97	82,930.11	82,930.11	
06/10/2022	NETBANK BPAY TAX OFFICE PAYMENTS	3,570.00		79,360.11	79,360.11	
18/10/2022	COMMSEC COMMONWEALTH SEC		58,032.75	137,392.86	137,392.86	
24/10/2022	COMMSEC COMMSEC SECURITI	72,286.64		65,106.22	65,106.22	
25/10/2022	PC181022-197539482 SuperChoice P-L		1,268.75	66,374.97		
25/10/2022	PC181022-197539477 SuperChoice P-L		525.00	66,899.97	66,899.97	
26/10/2022	COMMSEC COMMONWEALTH SEC		75,635.21	142,535.18	142,535.18	
01/11/2022	DEPOSIT INTEREST		151.00	142,686.18	142,686.18	
03/11/2022	COMMSEC COMMONWEALTH SEC		2,177.96	144,864.14	144,864.14	
08/11/2022	COMMSEC COMMSEC SECURITI	50,193.84		94,670.30	94,670.30	
18/11/2022	COMMSEC COMMONWEALTH SEC		19,790.05	114,460.35	114,460.35	
23/11/2022	PC171122-192509787 SuperChoice P-L		1,268.75	115,729.10		
23/11/2022	PC171122-192509782 SuperChoice P-L		525.00	116,254.10	116,254.10	
24/11/2022	AWODist SYBIZ SOFTWARE P		25,000.00	141,254.10	141,254.10	
29/11/2022	NETBANK BPAY Audit Shield	390.00		140,864.10	140,864.10	
01/12/2022	DEPOSIT INTEREST		191.98	141,056.08	141,056.08	
05/12/2022	COMMSEC COMMONWEALTH SEC		52,680.41	193,736.49	193,736.49	
20/12/2022	001286568817 WBC DIVIDEND [System Matched Income Data]		640.00	194,376.49	194,376.49	
23/12/2022	PC191222-193246601 SuperChoice P-L		1,583.75	195,960.24		
23/12/2022	PC191222-193246596 SuperChoice P-L		630.00	196,590.24	196,590.24	
01/01/2023	DEPOSIT INTEREST		327.62	196,917.86	196,917.86	

Joben Superannuation Fund
Bank Statement Report

For The Period 01 July 2022 to 30 June 2023

Date	Description	Debit \$	Credit \$	Ledger Balance \$	Statement Balance \$	Variance \$
10/01/2023	COMMSEC COMMSEC SECURITI	23,729.95		173,187.91	173,187.91	
23/01/2023	PC170123-196616188 SuperChoice P-L		1,268.75	174,456.66		
23/01/2023	PC170123-196616184 SuperChoice P-L		525.00	174,981.66	174,981.66	
01/02/2023	DEPOSIT INTEREST		322.11	175,303.77	175,303.77	
13/02/2023	NETBANK BPAY TAX OFFICE PAYMENTS	3,570.00		171,733.77	171,733.77	
24/02/2023	PC200223-115928357 SuperChoice P-L		1,268.75	173,002.52		
24/02/2023	PC200223-115928353 SuperChoice P-L		525.00	173,527.52	173,527.52	
28/02/2023	AWODist SYBIZ SOFTWARE P		25,000.00	198,527.52	198,527.52	
01/03/2023	DEPOSIT INTEREST		284.74	198,812.26		
01/03/2023	Transfer To PDK Financial Synerg Ne	770.00		198,042.26		
01/03/2023	Transfer To PDK Financial Synerg Ne	1,870.00		196,172.26		
01/03/2023	NETBANK BPAY TAX OFFICE PAYMENTS	4,254.63		191,917.63	191,917.63	
07/03/2023	COMMSEC COMMONWEALTH SEC		440.10	192,357.73	192,357.73	
10/03/2023	PC060323-154211950 SuperChoice P-L		471.06	192,828.79	192,828.79	
14/03/2023	COMMSEC COMMSEC SECURITI	82,087.88		110,740.91	110,740.91	
29/03/2023	PC230323-156188137 SuperChoice P-L		1,268.75	112,009.66		
29/03/2023	PC230323-156188132 SuperChoice P-L		525.00	112,534.66		
29/03/2023	AUS22-00960052 SANTOS DIVIDEND		356.90	112,891.56	112,891.56	
30/03/2023	001291554306 CBA DIV [System Matched Income Data]		630.00	113,521.56		
01/04/2023	DEPOSIT INTEREST		286.60	113,808.16	113,808.16	
05/04/2023	NETBANK BPAY TAX OFFICE PAYMENTS	6,626.00		107,182.16	107,182.16	

Joben Superannuation Fund
Bank Statement Report

For The Period 01 July 2022 to 30 June 2023

Date	Description	Debit \$	Credit \$	Ledger Balance \$	Statement Balance \$	Variance \$
18/04/2023	PC120423-159565029 SuperChoice P-L		134.18	107,316.34	107,316.34	
26/04/2023	PC190423-160973349 SuperChoice P-L		1,268.75	108,585.09		
26/04/2023	PC190423-160973344 SuperChoice P-L		525.00	109,110.09	109,110.09	
27/04/2023	COMMSEC COMMONWEALTH SEC		84,898.00	194,008.09	194,008.09	
01/05/2023	DEPOSIT INTEREST		241.13	194,249.22	194,249.22	
21/05/2023	ATO008000017965081 ATO		29.21	194,278.43	194,278.43	
29/05/2023	PC230523-150319184 SuperChoice P-L		1,268.75	195,547.18		
29/05/2023	PC230523-150319179 SuperChoice P-L		525.00	196,072.18	196,072.18	
01/06/2023	DEPOSIT INTEREST		425.90	196,498.08	196,498.08	
06/06/2023	COMMSEC COMMSEC SECURITI	48,297.89		148,200.19	148,200.19	
15/06/2023	AWODist SYBIZ SOFTWARE P		40,000.00	188,200.19	188,200.19	
27/06/2023	001296473305 WBC DIVIDEND [System Matched Income Data]		700.00	188,900.19	188,900.19	
28/06/2023	PC220623-104872554 SuperChoice P-L		1,520.75	190,420.94		
28/06/2023	PC220623-104872549 SuperChoice P-L		567.00	190,987.94	190,987.94	
30/06/2023	CLOSING BALANCE			190,987.94	190,987.94	
		<u>301,146.83</u>	<u>453,340.45</u>			



Account Number 06 5122 10931611

Statement Period 25 Feb 2023 - 30 Jun 2023

Closing Balance \$190,987.94 CR

Enquiries 13 1998
 (24 hours a day, 7 days a week)



047

THE TRUSTEE
 UNIT 1 1 THRELFALL AVE
 NORWOOD SA 5067

Direct Investment Account

If this account has an attached overdraft limit or facility and we send you a statement every 4 or 6 months, we will update your statement preference to every 3 months as part of changes made to the new Banking Code of Practice from 1 July 2019.


The Commonwealth Direct Investment Account is the preferred cash account for SMSF customers. You will receive discounted brokerage when you link your CDIA to a CommSec Trading Account, and enjoy the convenience of managing your investments through NetBank and the CommBank app.

Name: JOBEN SUPER PTY LTD ITF
 JOBEN SUPERANNUATION FUND

Note: Have you checked your statement today? It's easy to find out more information about each of your transactions by logging on to the CommBank App or NetBank. Should you have any questions on fees or see an error please contact us on the details above. Cheque proceeds are available when cleared.


The date of transactions shown here may be different on your other transaction lists (for example, the transaction list that appears on the CommBank app).

Date	Transaction	Debit	Credit	Balance
25 Feb	2023 OPENING BALANCE			\$173,527.52 CR
28 Feb	Direct Credit 301500 SYBIZ SOFTWARE P AWODist		25,000.00	\$198,527.52 CR
01 Mar	Credit Interest		284.74	\$198,812.26 CR
01 Mar	Transfer To PDK Financial Synerg NetBank JOBESF43976	770.00		\$198,042.26 CR
01 Mar	Transfer To PDK Financial Synerg NetBank JOBESF43977	1,870.00		\$196,172.26 CR
01 Mar	TAX OFFICE PAYMENTS NetBank BPAY 75556 551009250602594821	4,254.63		\$191,917.63 CR
07 Mar	Direct Credit 062895 COMMONWEALTH SEC COMMSEC		440.10	\$192,357.73 CR
10 Mar	Direct Credit 481471 SuperChoice P/L PC060323-154211950		471.06	\$192,828.79 CR
14 Mar	Direct Debit 062934 COMMSEC SECURITI COMMSEC	82,087.88		\$110,740.91 CR
29 Mar	Direct Credit 458106 SANTOS DIVIDEND AUS22/00960052		356.90	\$111,097.81 CR
29 Mar	Direct Credit 481471 SuperChoice P/L PC230323-156188137		1,268.75	\$112,366.56 CR
29 Mar	Direct Credit 481471 SuperChoice P/L PC230323-156188132		525.00	\$112,891.56 CR



Account Number

06 5122 10931611



Date	Transaction	Debit	Credit	Balance
30 Mar	Direct Credit 401507 CBA DIV 001291554306		630.00	\$113,521.56 CR
01 Apr	Credit Interest		286.60	\$113,808.16 CR
05 Apr	TAX OFFICE PAYMENTS NetBank BPAY 75556 973021286886560	6,626.00		\$107,182.16 CR
18 Apr	Direct Credit 481471 SuperChoice P/L PC120423-159565029		134.18	\$107,316.34 CR
26 Apr	Direct Credit 481471 SuperChoice P/L PC190423-160973349		1,268.75	\$108,585.09 CR
26 Apr	Direct Credit 481471 SuperChoice P/L PC190423-160973344		525.00	\$109,110.09 CR
27 Apr	Direct Credit 062895 COMMONWEALTH SEC COMMSEC		84,898.00	\$194,008.09 CR
01 May	Credit Interest		241.13	\$194,249.22 CR
21 May	Direct Credit 012721 ATO ATO008000017965081		29.21	\$194,278.43 CR
29 May	Direct Credit 481471 SuperChoice P/L PC230523-150319179		525.00	\$194,803.43 CR
29 May	Direct Credit 481471 SuperChoice P/L PC230523-150319184		1,268.75	\$196,072.18 CR
01 Jun	Credit Interest		425.90	\$196,498.08 CR
06 Jun	Direct Debit 062934 COMMSEC SECURITI COMMSEC	48,297.89		\$148,200.19 CR
15 Jun	Direct Credit 301500 SYBIZ SOFTWARE P AWODist		40,000.00	\$188,200.19 CR
27 Jun	Direct Credit 250556 WBC DIVIDEND 001296473305		700.00	\$188,900.19 CR
28 Jun	Direct Credit 481471 SuperChoice P/L PC220623-104872549		567.00	\$189,467.19 CR
28 Jun	Direct Credit 481471 SuperChoice P/L PC220623-104872554		1,520.75	\$190,987.94 CR
30 Jun	2023 CLOSING BALANCE			\$190,987.94 CR

Opening balance	-	Total debits	+	Total credits	=	Closing balance
\$173,527.52 CR		\$143,906.40		\$161,366.82		\$190,987.94 CR

Your Credit Interest Rate Summary

Date	Balance	Standard Credit Interest Rate (p.a.)
30 Jun	Less than \$10,000.00	0.35%
	\$10,000.00 and over	3.00%

Note. Interest rates are effective as at the date shown but are subject to change.

Important Information:

We try to get things right the first time – but if we don't, we'll do what we can to fix it.

You can fix most problems simply by contacting us.

Write to: CBA Group Customer Relations, Reply Paid 41, Sydney NSW 2001

Tell us online: commbank.com.au/support/compliments-and-complaints.html

Call: 1800 805 605 (free call)

You can also contact the Australian Financial Complaints Authority, AFCA, an independent external dispute resolution body approved by ASIC - time limits may apply, visit AFCA, afca.org.au, website for more information.

Write to: Australian Financial Complaints Authority, GPO Box 3, Melbourne VIC 3001

Email: info@afca.org.au

Call: 1800 931 678, free call Monday to Friday 9am– 5pm, AEST



61800 - Distributions Receivable

2023 Financial Year

Preparer Kelly Fu

Reviewer Kelly Fu

Status Completed

Account Code	Description	CY Balance	LY Balance	Change
AWO.AX	Awo Unit Trust	\$149,346.00	\$151,017.28	(1.11)%
TOTAL		CY Balance	LY Balance	
		\$149,346.00	\$151,017.28	

Supporting Documents

- General Ledger [Report](#)
- 23800 - AWO accounting tax distn income 2023.pdf

Standard Checklist

- Review aging of amounts receivable and comment on any delay in payment.

Joben Superannuation Fund

General Ledger

As at 30 June 2023

Transaction Date	Description	Units	Debit	Credit	Balance \$
Distributions Receivable (61800)					
<i>Awo Unit Trust (AWO.AX)</i>					
01/07/2022	Opening Balance				151,017.28 DR
24/11/2022	AWODist SYBIZ SOFTWARE P			25,000.00	126,017.28 DR
28/02/2023	AWODist SYBIZ SOFTWARE P			25,000.00	101,017.28 DR
15/06/2023	AWODist SYBIZ SOFTWARE P			40,000.00	61,017.28 DR
30/06/2023	AWO Distn income		88,328.72		149,346.00 DR
			88,328.72	90,000.00	149,346.00 DR

Total Debits: 88,328.72

Total Credits: 90,000.00

Unit Holder Accounts

AWO Unit Trust

For the year ended 30 June 2023

2023

2022

Unit Holder Accounts

Unit Holder Accounts Summary

Opening Balance	451,259	447,576
Profit distributed	264,989	243,684
Funds drawn	(270,000)	(240,001)
Total Unit Holder Accounts Summary	446,247	451,259

Detailed Unit Holder Accounts

Joben Superannuation Fund

Opening Balance	151,016	149,789
Share of profit	88,330	81,228
Drawings	(90,000)	(80,000)
Total Joben Superannuation Fund	149,346	151,016

Argy Superannuation Fund

Opening Balance	151,016	149,789
Share of profit	88,330	81,228
Drawings	(90,000)	(80,000)
Total Argy Superannuation Fund	149,346	151,016

Whalley Superannuation Fund

Opening Balance	149,226	147,998
Share of profit	88,330	81,228
Drawings	(90,000)	(80,000)
Total Whalley Superannuation Fund	147,555	149,226

Total Detailed Unit Holder Accounts

446,247 **451,259**

The accompanying notes form part of these financial statements. These statements should be read in conjunction with the attached compilation report.

Beneficiary – Joben Superannuation FundTax File Number TFN Recorded Entity code **U** S - SMSF

NAME OF COMPANY / PARTNERSHIP / TRUST ETC Joben Superannuation Fund

RESIDENTIAL / BUSINESS ADDRESS

Address	Town/City	State	Postcode
43 Fullarton Road	Kent Town	SA	5067

Distribution type Manual

Assessment calculation code **V** 35

Inter Vivos - Resident beneficiary - A trustee

Share of income of the trust estate **W** \$82,192.00Credit for tax withheld – foreign resident withholding (excluding capital gains) **L**Australian franking credits from a New Zealand franking company **N****SHARE OF INCOME**Primary production **A**PP - NCMI **A1**PP - Excluded from NCMI **A2**Non-primary production **B** \$82,192.00NPP - NCMI **B1**NPP - Excluded from NCMI **B2**Credit for tax withheld where ABN not quoted **C**Franked distributions **U**Franking credit **D**TFN amounts withheld **E**Share of credit for TFN amounts withheld from payments from closely held trusts **O**Capital gains **F**NCMI capital gains **F1**Excluded from NCMI capital gains **F2**Share of credit for foreign resident capital gains withholding amounts **Z**Attributed foreign income **G**Other assessable foreign source income **H**Foreign income tax offset **I**Share of national rental affordability scheme tax offset **R**Exploration credits distributed **M**Early stage venture capital limited partnership tax offset **T**Early stage investor tax offset **J**Div 6AA Eligible income **C1**

68000 - Sundry Debtors

2023 Financial Year

Preparer Kelly Fu

Reviewer Kelly Fu

Status N/A - Not Applicable

Account Code	Description	CY Balance	LY Balance	Change
68000	Sundry Debtors	\$0.00		0%
TOTAL		CY Balance	LY Balance	
		\$0.00		

Supporting Documents

No supporting documents

Standard Checklist

Match to Source Documentation

77600 - Shares in Listed Companies (Australian)

2023 Financial Year

Preparer Kelly Fu

Reviewer Kelly Fu

Status Completed

Account Code	Description	CY Units	CY Balance	LY Units	LY Balance	Change
ANZ.AX	ANZ Group Holdings Limited	1000.000000	\$23,710.00			100%
AVR.AX	Anteris Technologies Ltd	1000.000000	\$21,370.00	1000.000000	\$28,800.00	(25.8)%
CBA.AX	Commonwealth Bank Of Australia.	800.000000	\$80,216.00	300.000000	\$27,114.00	195.85%
FMG.AX	Fortescue Metals Group Ltd	0.000000	\$0.00	1000.000000	\$17,530.00	100%
PLS.AX	Pilbara Minerals Limited	0.000000	\$0.00	10000.000000	\$22,900.00	100%
QAN.AX	Qantas Airways Limited	0.000000	\$0.00	10000.000000	\$44,700.00	100%
STO.AX	Santos Limited	3000.000000	\$22,560.00	3000.000000	\$22,260.00	1.35%
WBC.AX	Westpac Banking Corporation	1000.000000	\$21,340.00	1000.000000	\$19,500.00	9.44%
XRO.AX	Xero Limited	0.000000	\$0.00	120.000000	\$9,235.20	100%
TOTAL		CY Units	CY Balance	LY Units	LY Balance	
		6800.000000	\$169,196.00	26420.000000	\$192,039.20	

Supporting Documents

- Investment Movement Report [Report](#)
- 77600 - Commsec portfolio balance 30.6.2023.pdf

Standard Checklist

- Attach Balance Review Report
- Attach copies of HIN/SRN or Chess Statements, Broker Statements, Contract Notes Corporate Action documentation and any other relevant Source Documentation

- Attach Investment Movement Report
- Ensure all Investments are valued correctly at June 30
- Ensure the investment is in accordance with the Fund's investment strategy

Joben Superannuation Fund

Investment Movement Report

As at 30 June 2023

Investment	Opening Balance		Additions		Disposals			Closing Balance		
	Units	Cost	Units	Cost	Units	Cost	Accounting Profit/(Loss)	Units	Cost	Market Value
Bank Accounts										
CBA - Cash Investment Account ***1611		38,794.32		453,340.45		(301,146.83)			190,987.94	190,987.94
		38,794.32		453,340.45		(301,146.83)			190,987.94	190,987.94
Shares in Listed Companies (Australian)										
AVR.AX - Anteris Technologies Ltd	1,000.00	23,129.95						1,000.00	23,129.95	21,370.00
ANZ.AX - ANZ Group Holdings Limited			1,000.00	23,729.95				1,000.00	23,729.95	23,710.00
CBA.AX - Commonwealth Bank Of Australia.	300.00	29,996.95	500.00	48,297.89				800.00	78,294.84	80,216.00
FMG.AX - Fortescue Metals Group Ltd	1,000.00	17,454.95			(1,000.00)	(17,454.95)	2,335.10		0.00	
PLS.AX - Pilbara Minerals Limited	10,000.00	22,029.95	35,000.00	152,377.47	(45,000.00)	(174,407.42)	9,966.31		0.00	
QAN.AX - Qantas Airways Limited	10,000.00	54,565.40			(10,000.00)	(54,565.40)	3,467.35		0.00	
STO.AX - Santos Limited	3,000.00	21,569.95	3,000.00	21,929.95	(3,000.00)	(21,569.95)	2,400.10	3,000.00	21,929.95	22,560.00
WBC.AX - Westpac Banking Corporation	1,000.00	25,520.59						1,000.00	25,520.59	21,340.00
XRO.AX - Xero Limited	120.00	10,637.95	2,200.00	163,066.26	(2,320.00)	(173,704.21)	5,238.20		0.00	

Joben Superannuation Fund

Investment Movement Report

As at 30 June 2023

Investment	Opening Balance		Additions		Disposals			Closing Balance		
	Units	Cost	Units	Cost	Units	Cost	Accounting Profit/(Loss)	Units	Cost	Market Value
		204,905.69		409,401.52		(441,701.93)	23,407.06		172,605.28	169,196.00
Shares in Unlisted Private Companies (Australian)										
LVPM3 - Las Vegas Properties Management Pty Ltd	25.00	25.00			(25.00)	(25.00)	(25.00)		0.00	
LVP - Las Vegas Properties Pty Ltd	25.00	25.00			(25.00)	(25.00)	(25.00)		0.00	
		50.00				(50.00)	(50.00)		0.00	
Units in Unlisted Unit Trusts (Australian)										
AWO.AX - Awo Unit Trust	771,666.00	771,666.00						771,666.00	771,666.00	1,124,085.86
		771,666.00							771,666.00	1,124,085.86
	1,015,416.01		862,741.97		(742,898.76)		23,357.06		1,135,259.22	1,484,269.80

Portfolio Valuation

30 JUNE 2023



SHARES - 4505730 - HIN 103388121

JOBEN SUPER PTY LTD <JOBEN SF A/C>

Portfolio	Units	Unit Price	Portfolio Value	% of Portfolio
ANZ - ANZ GROUP HOLDINGS FPO (ORDINARY FULLY PAID)	1,000	\$23.7100	\$23,710.00	6.58%
AVR - ANTERIS TECHNOLOGIES FPO (ORDINARY FULLY PAID)	1,000	\$21.3700	\$21,370.00	5.93%
CBA - COMMONWEALTH BANK. FPO (ORDINARY FULLY PAID)	800	\$100.2700	\$80,216.00	22.27%
STO - SANTOS LTD FPO (ORDINARY FULLY PAID)	3,000	\$7.5200	\$22,560.00	6.26%
WBC - WESTPAC BANKING CORP FPO (ORDINARY FULLY PAID)	1,000	\$21.3400	\$21,340.00	5.92%
		Sub Total	\$169,196.00	46.97%

Cash Accounts	Portfolio Value	% of Portfolio	
CDIA - 06512210931611	\$190,987.94	53.03%	
	TOTAL	\$360,183.94	100.00%

77800 - Shares in Unlisted Private Companies (Australian)

2023 Financial Year

Preparer Kelly Fu

Reviewer Kelly Fu

Status Completed

Account Code	Description	CY Units	CY Balance	LY Units	LY Balance	Change
LVP	Las Vegas Properties Pty Ltd	0.000000	\$0.00	25.000000	\$25.00	100%
LVPM3	Las Vegas Properties Management Pty Ltd	0.000000	\$0.00	25.000000	\$25.00	100%
TOTAL		CY Units	CY Balance	LY Units	LY Balance	
		0.000000	\$0.00	50.000000	\$50.00	

Supporting Documents

- Investment Movement Report [Report](#)
- 77800 - LVPPL - signed company de-registration agreement_R.pdf

Standard Checklist

- Attach copies of Statements and Source Documentation
- Attach Investment Movement Report
- Ensure all Investments are valued correctly at June 30
- Ensure the investment is in accordance with the Fund's investment strategy
- Ensure the investment is in accordance with the SIS Act

Joben Superannuation Fund

Investment Movement Report

As at 30 June 2023

Investment	Opening Balance		Additions		Disposals			Closing Balance		
	Units	Cost	Units	Cost	Units	Cost	Accounting Profit/(Loss)	Units	Cost	Market Value
Bank Accounts										
CBA - Cash Investment Account ***1611		38,794.32		453,340.45		(301,146.83)			190,987.94	190,987.94
		38,794.32		453,340.45		(301,146.83)			190,987.94	190,987.94
Shares in Listed Companies (Australian)										
AVR.AX - Anteris Technologies Ltd	1,000.00	23,129.95						1,000.00	23,129.95	21,370.00
ANZ.AX - ANZ Group Holdings Limited			1,000.00	23,729.95				1,000.00	23,729.95	23,710.00
CBA.AX - Commonwealth Bank Of Australia.	300.00	29,996.95	500.00	48,297.89				800.00	78,294.84	80,216.00
FMG.AX - Fortescue Metals Group Ltd	1,000.00	17,454.95			(1,000.00)	(17,454.95)	2,335.10		0.00	
PLS.AX - Pilbara Minerals Limited	10,000.00	22,029.95	35,000.00	152,377.47	(45,000.00)	(174,407.42)	9,966.31		0.00	
QAN.AX - Qantas Airways Limited	10,000.00	54,565.40			(10,000.00)	(54,565.40)	3,467.35		0.00	
STO.AX - Santos Limited	3,000.00	21,569.95	3,000.00	21,929.95	(3,000.00)	(21,569.95)	2,400.10	3,000.00	21,929.95	22,560.00
WBC.AX - Westpac Banking Corporation	1,000.00	25,520.59						1,000.00	25,520.59	21,340.00
XRO.AX - Xero Limited	120.00	10,637.95	2,200.00	163,066.26	(2,320.00)	(173,704.21)	5,238.20		0.00	

Joben Superannuation Fund

Investment Movement Report

As at 30 June 2023

Investment	Opening Balance		Additions		Disposals			Closing Balance		
	Units	Cost	Units	Cost	Units	Cost	Accounting Profit/(Loss)	Units	Cost	Market Value
		204,905.69		409,401.52		(441,701.93)	23,407.06		172,605.28	169,196.00
Shares in Unlisted Private Companies (Australian)										
LVPM3 - Las Vegas Properties Management Pty Ltd	25.00	25.00			(25.00)	(25.00)	(25.00)		0.00	
LVP - Las Vegas Properties Pty Ltd	25.00	25.00			(25.00)	(25.00)	(25.00)		0.00	
		50.00				(50.00)	(50.00)		0.00	
Units in Unlisted Unit Trusts (Australian)										
AWO.AX - Awo Unit Trust	771,666.00	771,666.00						771,666.00	771,666.00	1,124,085.86
		771,666.00							771,666.00	1,124,085.86
	1,015,416.01		862,741.97		(742,898.76)		23,357.06		1,135,259.22	1,484,269.80

13 July 2022
Our Ref: 310995_1

Las Vegas Properties Pty Ltd

I Phillip Bourde do hereby agree that I understand by deregistering this company, I close all company assets.

This includes;

any bank accounts in the company's name, regardless of the balance

all company property (e.g. vehicles, land, shares, trade marks, intellectual property, leases, permits)

if the company was a trustee, a new trustee has been appointed and no trust property remains registered in the company's name

all registered business names held by the company will be cancelled

any licenses held by the company are cancelled or ceased



SIGNATURE OF APPLICANT

78400 - Units in Unlisted Unit Trusts (Australian)

2023 Financial Year

Preparer Kelly Fu

Reviewer Kelly Fu

Status Completed

Account Code	Description	CY Units	CY Balance	LY Units	LY Balance	Change
AWO.AX	Awo Unit Trust	771666.000000	\$1,124,085.86	771666.000000	\$1,124,085.86	0%
TOTAL		CY Units	CY Balance	LY Units	LY Balance	
		771666.000000	\$1,124,085.86	771666.000000	\$1,124,085.86	

Supporting Documents

- 2023 Trustee Declaration - Unlisted Unit Trust.pdf
- 78400 - AWO Unit Trust holding balance at 30.6.2023.pdf

Standard Checklist

- Attach copies of Statements and Source Documentation
- Attach Investment Movement Report
- Ensure all Investments are valued correctly at June 30
- Ensure the investment is in accordance with the Fund's investment strategy
- Ensure the investment is in accordance with the SIS Act

Balance Sheet

AWO Unit Trust As at 30 June 2023

	NOTES	30 JUN 2023	30 JUN 2022
Assets			
Current Assets			
Cash and cash equivalents	4	18,385	16,257
Total Current Assets		18,385	16,257
Non-Current Assets			
Property, plant and equipment	5	3,840,580	3,843,226
Total Non-Current Assets		3,840,580	3,843,226
Total Assets		3,858,965	3,859,483
Liabilities			
Current Liabilities			
Goods and services tax		8,914	7,136
Unit holders current accounts	6	446,247	451,259
Other creditors		-	4,235
Revenue in advance		31,462	24,511
Total Current Liabilities		486,623	487,141
Total Liabilities		486,623	487,141
Net Assets		3,372,342	3,372,342
Trust Funds			
Settled sum		10	10
Issued units	7	2,314,999	2,314,999
Asset revaluation reserve		1,057,332	1,057,332
Total Trust Funds		3,372,342	3,372,342

$\$3,372,342 / 2,314,999 \text{ units} = \$1.4567/\text{unit}$

$\$1.4567 \times 771,666 = \$1,124,058.86$

The accompanying notes form part of these financial statements. These statements should be read in conjunction with the attached compilation report.

	2023	2022
3. Rates and Taxes		
Council rates	8,047	8,392
Emergency services levy	4,414	4,159
Land tax	16,050	16,940
Water rates	3,846	3,897
Total Rates and Taxes	32,357	33,388

	2023	2022
--	------	------

4. Cash and Cash Equivalents

Bank Accounts

CBA Business transaction #9152	18,375	16,247
Total Bank Accounts	18,375	16,247

Other Cash Items

Cash on hand	10	10
Total Other Cash Items	10	10

Total Cash and Cash Equivalents	18,385	16,257
--	---------------	---------------

	2023	2022
--	------	------

5. Property Plant and Equipment

Land and buildings

43 Fullarton Road, Kent Town	3,825,589	3,825,589
Total Land and buildings	3,825,589	3,825,589

Plant and equipment

Plant and equipment at cost	96,000	96,000
Accumulated depreciation of plant and equipment	(81,009)	(78,363)
Total Plant and equipment	14,991	17,637

Total Property Plant and Equipment	3,840,580	3,843,226
---	------------------	------------------

6. Unit Holders Current Accounts

Please see report titled "Unit Holder Current Accounts" for breakdown of Unit Holder activity.

	2023	2022
--	------	------

7. Issued Units

Joben Superannuation Fund	771,666	771,666
Argy Superannuation Fund	771,666	771,666
Whalley Superannuation Fund	771,667	771,667
Total Issued Units	2,314,999	2,314,999

These notes should be read in conjunction with the attached compilation report.

Minutes of a meeting of the Director(s)

held on 30 June 2023 at 1 / 1 Threlfall Avenue, Norwood, South Australia 5067

PRESENT: Benjamin Matthew O'Brien and Joanne Erika O'Brien

**TRUSTEES DECLARATION
UNLISTED UNITS IN A UNIT TRUST**

We, Benjamin Matthew O'Brien and Joanne Erika O'Brien, being the trustees of the Joben Superannuation Fund, ABN: 97 302 128 688, hereby **Declare**, that the unlisted units in AWO Unit Trust are owned by the Joben Superannuation Fund and have not been pledged nor is there any charge over those units held by the Fund. In addition, no trustee, member or related party of the trustee, member has gained a personal benefit from holding the units in the unit trust as all gains associated with the units are for the long-term retirement benefit of the members. If any related party transaction occurred, then the transaction is conducted on commercial terms on an arm's length basis pursuant to section 109.

The Joben Superannuation Fund holds 771,666 units which represents 33% of the total units on issue.

The unit trust has no borrowings and is not a geared unit trust.

The investment in the unlisted unit trust is not an in-house asset.

The business real property of the unit trust situated at 43 Fullarton Road, Kent Town SA 5067 is not leased to a related party, as defined by the SIS Act 1993 of the trustee(s) / member(s) and the leasing arrangements were conducted on commercial terms on an arm's length basis pursuant to section 109 of the SIS Act 1993 during the financial year ending 30 June 2023.

Further, the Unit Registrar has advised in writing that there were not any independent purchases / sales and or transfers of unit during the 2023 financial year.

CLOSURE: All resolutions for this meeting were made in accordance with the SISA and Regulations.

There being no further business the meeting then closed.

Signed as a true record –

.....
Benjamin Matthew O'Brien

.....
Joanne Erika O'Brien

85000 - Income Tax Payable/Refundable

2023 Financial Year

Preparer Kelly Fu

Reviewer Kelly Fu

Status Completed

Account Code	Description	CY Balance	LY Balance	Change
85000	Income Tax Payable/Refundable	\$144.76	(\$3,995.63)	(103.62)%
TOTAL		CY Balance	LY Balance	
		\$144.76	(\$3,995.63)	

Supporting Documents

- Statement of Taxable Income [Report](#)
- Tax Reconciliation Report [Report](#)
- 85000 - ATO ITA, PAYGI total 2023.pdf

Standard Checklist

- Attach Actuarial Certificate (if applicable)
- Attach any other Tax reconciliations
- Attach copy of Exempt Pension Reconciliation (if applicable)
- Attach copy of Non Deductible Expense Reconciliation (if applicable)
- Attach copy of Statement of Taxable Income
- Attach copy of Tax Reconciliation Report
- Confirm Transactions in ATO Portal

Joben Superannuation Fund

Statement of Taxable Income

For the year ended 30 June 2023

	2023
	\$
Benefits accrued as a result of operations	148,890.77
Less	
Increase in MV of investments	9,457.21
Realised Accounting Capital Gains	23,357.06
Accounting Trust Distributions	88,328.72
	<hr/> 121,142.99
Add	
Franking Credits	1,632.86
Net Capital Gains	23,357.00
TFN Credits - Dividends	467.00
Taxable Trust Distributions	82,192.00
	<hr/> 107,648.86
SMSF Annual Return Rounding	(2.64)
	<hr/> 135,394.00
Taxable Income or Loss	<hr/> 135,394.00
Income Tax on Taxable Income or Loss	20,309.10
Less	
Franking Credits	1,632.86
	<hr/> 18,676.24
TAX PAYABLE	<hr/> 18,676.24
Less	
TFN Credits	467.00
	<hr/> 18,209.24
CURRENT TAX OR REFUND	<hr/> 18,209.24
Supervisory Levy	259.00
Income Tax Instalments Raised	(18,354.00)
	<hr/> 114.24
AMOUNT DUE OR REFUNDABLE	<hr/> 114.24

Joben Superannuation Fund

Tax Reconciliation Report

For the year ended 30 June 2023

Tax Return Label	Date	Account Code	Account Name	Amount \$
A - Net capital gain				
				23,357.06
Sub-Total				23,357.06
Ignore Cents				0.06
Total				23,357.00
C - Income - Gross interest				
	21/05/2023	25100	Interest Received ATO General Interest Charge	29.21
	01/07/2022	25000/CBA10931611	CBA - Cash Investment Account ***1611	9.55
	01/08/2022	25000/CBA10931611	CBA - Cash Investment Account ***1611	12.05
	01/09/2022	25000/CBA10931611	CBA - Cash Investment Account ***1611	52.70
	01/10/2022	25000/CBA10931611	CBA - Cash Investment Account ***1611	87.97
	01/11/2022	25000/CBA10931611	CBA - Cash Investment Account ***1611	151.00
	01/12/2022	25000/CBA10931611	CBA - Cash Investment Account ***1611	191.98
	01/01/2023	25000/CBA10931611	CBA - Cash Investment Account ***1611	327.62
	01/02/2023	25000/CBA10931611	CBA - Cash Investment Account ***1611	322.11
	01/03/2023	25000/CBA10931611	CBA - Cash Investment Account ***1611	284.74
	01/04/2023	25000/CBA10931611	CBA - Cash Investment Account ***1611	286.60
	01/05/2023	25000/CBA10931611	CBA - Cash Investment Account ***1611	241.13
	01/06/2023	25000/CBA10931611	CBA - Cash Investment Account ***1611	425.90
Sub-Total				2,422.56
Ignore Cents				0.56
Total				2,422.00
J - Unfranked dividend amount				
	21/09/2022	23900/STO.AX	Santos Limited	327.81
	29/03/2023	23900/STO.AX	Santos Limited	670.90
Sub-Total				998.71
Ignore Cents				0.71
Total				998.00
K - Franked dividend amount				
	29/09/2022	23900/FMG.AX	Fortescue Metals Group Ltd	1,210.00
	29/09/2022	23900/CBA.AX	Commonwealth Bank Of Australia.	630.00
	20/12/2022	23900/WBC.AX	Westpac Banking Corporation	640.00
	30/03/2023	23900/CBA.AX	Commonwealth Bank Of Australia.	630.00
	27/06/2023	23900/WBC.AX	Westpac Banking Corporation	700.00
Sub-Total				3,810.00
Ignore Cents				0.00
Total				3,810.00

Joben Superannuation Fund

Tax Reconciliation Report

For the year ended 30 June 2023

Tax Return Label	Date	Account Code	Account Name	Amount \$
L - Income - Dividend franking credit				
	29/09/2022	23900/FMG.AX	Fortescue Metals Group Ltd	518.57
	29/09/2022	23900/CBA.AX	Commonwealth Bank Of Australia.	270.00
	20/12/2022	23900/WBC.AX	Westpac Banking Corporation	274.29
	30/03/2023	23900/CBA.AX	Commonwealth Bank Of Australia.	270.00
	27/06/2023	23900/WBC.AX	Westpac Banking Corporation	300.00
Sub-Total				1,632.86
Ignore Cents				0.86
Total				1,632.00
M - Gross trust distributions				
	30/06/2023	23800/AWO.AX	Awo Unit Trust	82,192.00
Sub-Total				82,192.00
Ignore Cents				0.00
Total				82,192.00
R1 - Assessable employer contributions				
	28/07/2022	24200/O'BBEN00001A	(Contributions) O'Brien, Benjamin - Accumulation (Accumulation)	1,768.75
	28/07/2022	24200/O'BJOA00001A	(Contributions) O'Brien, Joanne - Accumulation (Accumulation)	525.00
	03/08/2022	24200/O'BJOA00001A	(Contributions) O'Brien, Joanne - Accumulation (Accumulation)	428.27
	24/08/2022	24200/O'BBEN00001A	(Contributions) O'Brien, Benjamin - Accumulation (Accumulation)	1,768.75
	24/08/2022	24200/O'BJOA00001A	(Contributions) O'Brien, Joanne - Accumulation (Accumulation)	525.00
	27/09/2022	24200/O'BJOA00001A	(Contributions) O'Brien, Joanne - Accumulation (Accumulation)	525.00
	27/09/2022	24200/O'BBEN00001A	(Contributions) O'Brien, Benjamin - Accumulation (Accumulation)	1,268.75
	25/10/2022	24200/O'BJOA00001A	(Contributions) O'Brien, Joanne - Accumulation (Accumulation)	525.00
	25/10/2022	24200/O'BBEN00001A	(Contributions) O'Brien, Benjamin - Accumulation (Accumulation)	1,268.75
	23/11/2022	24200/O'BJOA00001A	(Contributions) O'Brien, Joanne - Accumulation (Accumulation)	525.00
	23/11/2022	24200/O'BBEN00001A	(Contributions) O'Brien, Benjamin - Accumulation (Accumulation)	1,268.75
	23/12/2022	24200/O'BBEN00001A	(Contributions) O'Brien, Benjamin - Accumulation (Accumulation)	1,583.75
	23/12/2022	24200/O'BJOA00001A	(Contributions) O'Brien, Joanne - Accumulation (Accumulation)	630.00
	23/01/2023	24200/O'BBEN00001A	(Contributions) O'Brien, Benjamin - Accumulation (Accumulation)	1,268.75
	23/01/2023	24200/O'BJOA00001A	(Contributions) O'Brien, Joanne - Accumulation (Accumulation)	525.00
	24/02/2023	24200/O'BBEN00001A	(Contributions) O'Brien, Benjamin - Accumulation (Accumulation)	1,268.75
	24/02/2023	24200/O'BJOA00001A	(Contributions) O'Brien, Joanne - Accumulation (Accumulation)	525.00
	10/03/2023	24200/O'BJOA00001A	(Contributions) O'Brien, Joanne - Accumulation (Accumulation)	471.06
	29/03/2023	24200/O'BBEN00001A	(Contributions) O'Brien, Benjamin - Accumulation (Accumulation)	1,268.75
	29/03/2023	24200/O'BJOA00001A	(Contributions) O'Brien, Joanne - Accumulation (Accumulation)	525.00

Joben Superannuation Fund

Tax Reconciliation Report

For the year ended 30 June 2023

Tax Return Label	Date	Account Code	Account Name	Amount \$
R1 - Assessable employer contributions				
	18/04/2023	24200/O'BJOA00001A	(Contributions) O'Brien, Joanne - Accumulation (Accumulation)	134.18
	26/04/2023	24200/O'BBEN00001A	(Contributions) O'Brien, Benjamin - Accumulation (Accumulation)	1,268.75
	26/04/2023	24200/O'BJOA00001A	(Contributions) O'Brien, Joanne - Accumulation (Accumulation)	525.00
	29/05/2023	24200/O'BBEN00001A	(Contributions) O'Brien, Benjamin - Accumulation (Accumulation)	1,268.75
	29/05/2023	24200/O'BJOA00001A	(Contributions) O'Brien, Joanne - Accumulation (Accumulation)	525.00
	28/06/2023	24200/O'BBEN00001A	(Contributions) O'Brien, Benjamin - Accumulation (Accumulation)	1,520.75
	28/06/2023	24200/O'BJOA00001A	(Contributions) O'Brien, Joanne - Accumulation (Accumulation)	567.00
Sub-Total				24,272.51
Ignore Cents				0.51
Total				24,272.00
R - Assessable contributions (R1 plus R2 plus R3 less R6)				
			Assessable employer contributions	24,272.51
Sub-Total				24,272.51
Ignore Cents				0.51
Total				24,272.00
W - GROSS INCOME (Sum of labels A to U)				
				138,683.00
Sub-Total				138,683.00
Ignore Cents				0.00
Total				138,683.00
V - TOTAL ASSESSABLE INCOME (W less Y)				
				138,683.00
Sub-Total				138,683.00
Ignore Cents				0.00
Total				138,683.00
H1 - Expenses - SMSF auditor fee				
	01/03/2023	30700	Auditor's Remuneration	770.00
Sub-Total				770.00
Ignore Cents				0.00
Total				770.00
J1 - Expenses - Management and administration expenses				
	29/11/2022	38000	Insurance	390.00
	01/03/2023	30100	Accountancy Fees	1,870.00
	01/03/2023	30400	ATO Supervisory Levy	259.00
Sub-Total				2,519.00
Ignore Cents				0.00
Total				2,519.00

Joben Superannuation Fund Tax Reconciliation Report

For the year ended 30 June 2023

Tax Return Label	Date	Account Code	Account Name	Amount \$
L2 - Expenses - Other amounts (Non-deductible)				
	01/03/2023	85000	Income Tax Payable/Refundable	3,995.63
Sub-Total				3,995.63
Ignore Cents				0.63
Total				3,995.00
N - TOTAL DEDUCTIONS				
				3,289.00
Sub-Total				3,289.00
Ignore Cents				0.00
Total				3,289.00
Y - TOTAL NON DEDUCTIBLE EXPENSES				
				3,995.00
Sub-Total				3,995.00
Ignore Cents				0.00
Total				3,995.00
O - TAXABLE INCOME OR LOSS				
				135,394.00
Sub-Total				135,394.00
Ignore Cents				0.00
Total				135,394.00
Z - TOTAL SMSF EXPENSES				
				7,284.00
Sub-Total				7,284.00
Ignore Cents				0.00
Total				7,284.00
A - Taxable income				
				135,394.00
Sub-Total				135,394.00
Ignore Cents				0.00
Total				135,394.00
T1 - Tax on taxable income				
				20,309.10
Sub-Total				20,309.10
Ignore Cents				0.00
Total				20,309.10
B - Gross Tax				
				20,309.10
Sub-Total				20,309.10
Ignore Cents				0.00
Total				20,309.10

Joben Superannuation Fund

Tax Reconciliation Report

For the year ended 30 June 2023

Tax Return Label	Date	Account Code	Account Name	Amount \$
T2 - SUBTOTAL				
				20,309.10
Sub-Total				20,309.10
Ignore Cents				0.00
Total				20,309.10
T3 - SUBTOTAL 2				
				20,309.10
Sub-Total				20,309.10
Ignore Cents				0.00
Total				20,309.10
E1 - Complying fund's franking credits tax offset				
	29/09/2022	23900/FMG.AX	Fortescue Metals Group Ltd	518.57
	29/09/2022	23900/CBA.AX	Commonwealth Bank Of Australia.	270.00
	20/12/2022	23900/WBC.AX	Westpac Banking Corporation	274.29
	30/03/2023	23900/CBA.AX	Commonwealth Bank Of Australia.	270.00
	27/06/2023	23900/WBC.AX	Westpac Banking Corporation	300.00
Sub-Total				1,632.86
Ignore Cents				0.00
Total				1,632.86
E - Refundable tax offsets				
				1,632.86
Sub-Total				1,632.86
Ignore Cents				0.00
Total				1,632.86
T5 - TAX PAYABLE				
				18,676.24
Sub-Total				18,676.24
Ignore Cents				0.00
Total				18,676.24
H3 - Credit for tax withheld – where ABN or TFN not quoted (non-individual)				
	21/09/2022	23900/STO.AX	Santos Limited	153.00
	29/03/2023	23900/STO.AX	Santos Limited	314.00
Sub-Total				467.00
Ignore Cents				0.00
Total				467.00
H - Eligible credits				
				467.00
Sub-Total				467.00
Ignore Cents				0.00
Total				467.00
K - PAYG instalments raised				

Joben Superannuation Fund Tax Reconciliation Report

For the year ended 30 June 2023

Tax Return Label	Date	Account Code	Account Name	Amount \$
K - PAYG instalments raised				
	06/10/2022	85000	Income Tax Payable/Refundable	3,570.00
	13/02/2023	85000	Income Tax Payable/Refundable	3,570.00
	05/04/2023	85000	Income Tax Payable/Refundable	6,626.00
	30/06/2023	85000	Income Tax Payable/Refundable	4,588.00
Sub-Total				18,354.00
Ignore Cents				0.00
Total				18,354.00
L - Supervisory levy				
				259.00
Sub-Total				259.00
Ignore Cents				0.00
Total				259.00
S - AMOUNT DUE OR REFUNDABLE				
				114.24
Sub-Total				114.24
Ignore Cents				0.00
Total				114.24



Australian Government
Australian Taxation Office

Agent PDK FINANCIAL SYNERGY PTY LTD
Client THE TRUSTEE FOR JOBEN SUPERANNUATION FUND
ABN 97 302 128 688
TFN 925 060 259

Income tax 551

Date generated	24 October 2023
Overdue	\$0.00
Not yet due	\$0.00
Balance	\$0.00

Transactions

4 results found - from **01 July 2022** to **24 October 2023** sorted by **processed date** ordered **newest to oldest**

Processed date	Effective date	Description	Debit (DR)	Credit (CR)	Balance
17 May 2023	22 May 2023	EFT refund for Income Tax for the period from 01 Jul 21 to 30 Jun 22	\$29.21		\$0.00
17 May 2023	15 May 2023	Interest for early payment of Income Tax		\$29.21	\$29.21 CR
2 Mar 2023	15 May 2023	Tax return Self Man Superfund - Income Tax for the period from 01 Jul 21 to 30 Jun 22	\$4,254.63		\$0.00
2 Mar 2023	1 Mar 2023	Payment received		\$4,254.63	\$4,254.63 CR



Australian Government
Australian Taxation Office

Agent PDK FINANCIAL SYNERGY PTY LTD
Client THE TRUSTEE FOR JOBEN SUPERANNUATION FUND
ABN 97 302 128 688
TFN 925 060 259

Activity statement 001

Tax type summary

Income tax year	2023
Period	01 July 2022 - 30 June 2023
Type	Pay as you go Instalments
Balance	\$18,354.00 DR

Transactions

Processed date	Effective date	Description	Debit (DR)	Credit (CR)	Balance
26/09/2022	28/10/2022	Original Activity Statement for the period ending 30 Sep 22 - PAYG Instalments	\$3,570.00		\$3,570.00 DR
13/02/2023	28/02/2023	Original Activity Statement for the period ending 31 Dec 22 - PAYG Instalments	\$3,570.00		\$7,140.00 DR
16/03/2023	28/04/2023	Original Activity Statement for the period ending 31 Mar 23 - PAYG Instalments	\$6,626.00		\$13,766.00 DR
19/06/2023	28/07/2023	Original Activity Statement for the period ending 30 Jun 23 - PAYG Instalments	\$4,588.00		\$18,354.00 DR

86000 - PAYG Payable

2023 Financial Year

Preparer Kelly Fu

Reviewer Kelly Fu

Status Completed

Account Code	Description	CY Balance	LY Balance	Change
86000	PAYG Payable	(\$4,588.00)	(\$3,500.00)	31.09%
TOTAL		CY Balance	LY Balance	
		(\$4,588.00)	(\$3,500.00)	

Supporting Documents

- 86000 - PAYGI payable 30.6.2023.pdf

Standard Checklist

- Attach copy of PAYG Payment Summary
- Confirm Transactions in ATO Portal



Activity statement 001

Date generated	24 October 2023
Overdue	\$0.00
Not yet due	\$0.00
Balance	\$0.00

Transactions

11 results found - from **01 July 2022** to **24 October 2023** sorted by **processed date** ordered **newest to oldest**

Processed date	Effective date	Description	Debit (DR)	Credit (CR)	Balance
6 Oct 2023	5 Oct 2023	Payment received		\$4,768.00	\$0.00
21 Sep 2023	30 Oct 2023	Original Activity Statement for the period ending 30 Sep 23 - PAYG Instalments	\$4,768.00		\$4,768.00 DR
11 Jul 2023	10 Jul 2023	Payment received		\$4,588.00	\$0.00
19 Jun 2023	28 Jul 2023	Original Activity Statement for the period ending 30 Jun 23 - PAYG Instalments	\$4,588.00		\$4,588.00 DR
6 Apr 2023	5 Apr 2023	Payment received		\$6,626.00	\$0.00
16 Mar 2023	28 Apr 2023	Original Activity Statement for the period ending 31 Mar 23 - PAYG Instalments	\$6,626.00		\$6,626.00 DR
15 Feb 2023	13 Feb 2023	Payment received		\$3,570.00	\$0.00
13 Feb 2023	28 Feb 2023	Original Activity Statement for the period ending 31 Dec 22 - PAYG Instalments	\$3,570.00		\$3,570.00 DR
7 Oct 2022	6 Oct 2022	Payment received		\$3,570.00	\$0.00
26 Sep 2022	28 Oct 2022	Original Activity Statement for the period ending 30 Sep 22 - PAYG Instalments	\$3,570.00		\$3,570.00 DR
5 Jul 2022	4 Jul 2022	Payment received		\$3,500.00	\$0.00

89000 - Deferred Tax Liability/Asset

2023 Financial Year

Preparer Kelly Fu

Reviewer Kelly Fu

Status Completed

Account Code	Description	CY Balance	LY Balance	Change
89000	Deferred Tax Liability/Asset	(\$34,901.05)	(\$33,955.33)	2.79%
TOTAL		CY Balance	LY Balance	
		(\$34,901.05)	(\$33,955.33)	

Supporting Documents

- Deferred Tax Reconciliation Report [Report](#)

Standard Checklist

- Attach copy of Deferred Tax Reconciliation Report

Joben Superannuation Fund
Deferred Tax Reconciliation

For The Period 01 July 2022 - 30 June 2023

Investment Code	Investment Name	Revaluation/Tax Deferred	Permanent Difference (Non-Assessable)	Temporary Difference (Assessable)	Temporary Difference (Accumulation Portion)
Revaluations					
STO.AX	Santos Limited	(60.00)	(20.00)	(40.00)	(40.00)
XRO.AX	Xero Limited	1,402.75	467.58	935.17	935.17
FMG.AX	Fortescue Metals Group Ltd	(75.05)	(25.02)	(50.03)	(50.03)
AVR.AX	Anteris Technologies Ltd	(7,430.00)	(2,476.67)	(4,953.33)	(4,953.33)
CBA.AX	Commonwealth Bank Of Australia.	4,804.11	1,601.37	3,202.74	3,202.74
PLS.AX	Pilbara Minerals Limited	(870.05)	(290.02)	(580.03)	(580.03)
QAN.AX	Qantas Airways Limited	9,865.40	3,288.47	6,576.93	6,576.93
ANZ.AX	ANZ Group Holdings Limited	(19.95)	(6.65)	(13.30)	(13.30)
WBC.AX	Westpac Banking Corporation	1,840.00	613.33	1,226.67	1,226.67
		9,457.21	3,152.39	6,304.82	6,304.82
Total		9,457.21	3,152.39	6,304.82	6,304.82

Deferred Tax Liability (Asset) Summary

Opening Balance	33,955.33
Current Year Transactions	945.72
Total Capital Losses	0.00
Total Tax Losses	0.00
Deferred Tax WriteBacks/Adjustment	0.00
Capital Loss carried forward recouped	0.00
Tax Loss carried forward recouped	0.00
Closing Balance	<hr/> 34,901.05 <hr/>

A - Financial Statements

2023 Financial Year

Preparer Kelly Fu

Reviewer Kelly Fu

Status N/A - Not Applicable

Supporting Documents

No supporting documents

Standard Checklist

- Attach copy of Financial Statements
- Attach copy of SMSF Annual Return

B - Permanent Documents

2023 Financial Year

Preparer Kelly Fu

Reviewer Kelly Fu

Status N/A - Not Applicable

Supporting Documents

- Fund Summary Report Report

Standard Checklist

- Attach latest copy of ASIC annual company statement (if corporate trustee)
- Ensure latest copies of ATO Trustee Declarations and ATO confirmation that the fund is a regulated fund is attached.
- Ensure latest copies of trustee consents, member consents and registers are attached
- Ensure latest copy of trust deed (including amendments) are attached
- Use [Australian Business Register](#) to ensure details are correct
- Use [Super Fund Lookup](#) to check the eligibility to receive rollovers and contributions

Joben Superannuation Fund Fund Summary Report

As at 30 June 2023

Fund Details

Date Formed: 27/08/2009

Tax File Number: Provided

ABN: 97302128688

Period: 01/07/2022 - 30/06/2023

Fund Type: SMSF

GST Registered: No

Postal Address:

1 / 1 Threlfall Avenue
Norwood, South Australia 5067

Physical Address:

1 / 1 Threlfall Avenue
Norwood, South Australia 5067

Members

Number of Members: 2

Name	Age	Member Accounts	Pension Accounts	Tax File Number	Beneficiary Details
O'Brien, Benjamin	50	1	0	Provided	Not Provided
O'Brien, Joanne	50	1	0	Provided	Not Provided

Fund Relationships

Relationship Type	Contact
Auditor	Boys, Anthony William
Fund Contact	O'Brien, Benjamin
Tax Agent	PDK Financial Synergy Pty Ltd
Trustee	Joben Super Pty Ltd O'Brien, Benjamin O'Brien, Joanne

C - Other Documents

2023 Financial Year

Preparer Kelly Fu

Reviewer Kelly Fu

Status N/A - Not Applicable

Supporting Documents

No supporting documents

Standard Checklist

- Attach copy of any SOAs issued during the Financial Year
- Attach copy of Investment Strategy
- Attach signed Engagement Letter
- Attach signed Trustee Representation Letter
- Attach Trustee Minutes prepared during the year

D - Pension Documentation

2023 Financial Year

Preparer Kelly Fu

Reviewer Kelly Fu

Status N/A - Not Applicable

Supporting Documents

- Transfer Balance Account Summary [Report](#)

Standard Checklist

- Attach Actuarial Certificate
- Attach documentation supporting any pensions commenced during the financial year
- Attach documentation supporting any pensions commuted during the financial year
- Ensure correct Transfer Balance Account Reports have been lodged with the ATO

Joben Superannuation Fund

Transfer Balance Account Summary

For The Period 01 July 2022 - 30 June 2023

Member	Pension Type	Date	Lodgment Date	Transaction Type	Event Type	Debit	Credit	Balance	Cap Limit	Remaining Cap
--------	--------------	------	---------------	------------------	------------	-------	--------	---------	-----------	---------------

Benjamin O'Brien

Joanne O'Brien

E - Estate Planning

2023 Financial Year

Preparer Kelly Fu

Reviewer Kelly Fu

Status N/A - Not Applicable

Supporting Documents

No supporting documents

Standard Checklist

- Attach Death Benefit Nominations (if applicable)
- Attach Life Insurance Policies (if applicable)
- Attach Reversionary Pension documentation (if applicable)
- Attach SMSF Will (if applicable)
- Review current Estate planning to ensure it matches wishes of members