

Financial statements and reports for the year ended
30 November 2023

Shirley Rose Superannuation Fund

Shirley Rose Superannuation Fund
Operating Statement

For the year ended 30 November 2023



	Note	2024 \$	2023 \$
Income			
Investment Income			
Trust Distributions	7	689.31	21,565.89
Dividends Received	6	0.00	217.30
Interest Received		10,458.18	28,448.25
Other Investment Income		20.49	496.40
Contribution Income			
Employer Contributions		998.13	4,805.27
Personal Non Concessional		3,514.01	3,100.00
Total Income		<u>15,680.12</u>	<u>58,633.11</u>
Expenses			
Accountancy Fees		4,070.00	3,828.00
ATO Supervisory Levy		259.00	259.00
Auditor's Remuneration		330.00	330.00
ASIC Fees		0.00	59.00
Advisor Fees		413.30	0.00
Bank Charges		0.00	44.00
Investment Expenses		158.57	4,792.23
		<u>5,230.87</u>	<u>9,312.23</u>
Member Payments			
Pensions Paid		29,551.00	37,800.00
Benefits Paid/Transfers Out		525,174.94	1,100,836.28
Investment Losses			
Changes in Market Values	8		
Realised Movements in Market Value		15.04	39,982.05
Unrealised Movements in Market Value		0.00	(68,392.90)
Other Revaluations		23.26	0.00
Total Expenses		<u>559,995.11</u>	<u>1,119,537.66</u>
Benefits accrued as a result of operations before income tax		<u>(544,314.99)</u>	<u>(1,060,904.55)</u>
Income Tax Expense	9	0.00	46.88
Benefits accrued as a result of operations		<u>(544,314.99)</u>	<u>(1,060,951.43)</u>

The accompanying notes form part of these financial statements.

Refer to compilation report

Shirley Rose Superannuation Fund
Detailed Statement of Financial Position



As at 30 November 2023

	Note	2024 \$	2023 \$
Assets			
Other Assets			
Bank Accounts	2		
CBA Direct Investment Account 7199		0.00	289,814.62
Netwealth cash account		0.00	11,651.41
Rabobank Premium Saver ***9849		0.00	4.76
Term Deposits	2		
Bank of Qld 0823G		0.00	250,000.00
Reinvestment Residual Account			
ANZ Group Holdings Limited		0.00	22.51
Sundry Debtors		0.00	1,541.00
Income Tax Refundable		0.00	595.12
Total Other Assets		<u>0.00</u>	<u>553,629.42</u>
Total Assets		<u>0.00</u>	<u>553,629.42</u>
Less:			
Liabilities			
Sundry Creditors		0.00	9,314.43
Total Liabilities		<u>0.00</u>	<u>9,314.43</u>
Net assets available to pay benefits		<u>0.00</u>	<u>544,314.99</u>
Represented By :			
Liability for accrued benefits allocated to members' accounts	3, 4		
Rose, Shirley - Accumulation		0.00	6,077.99
Rose, Shirley - Pension (Account Based Pension)		0.00	332,458.56
Rose, Shirley - Pension (Account Based Pension 2)		0.00	205,778.44
Total Liability for accrued benefits allocated to members' accounts		<u>0.00</u>	<u>544,314.99</u>

The accompanying notes form part of these financial statements.

Refer to compilation report

Shirley Rose Superannuation Fund Compilation Report



We have compiled the accompanying special purpose financial statements of the Shirley Rose Superannuation Fund which comprise the statement of financial position as at 30 November 2023 the operating statement for the year then ended, a summary of significant accounting policies and other explanatory notes. The specific purpose for which the special purpose financial statements have been prepared is set out in Note 1 to the financial statements.

The Responsibility of the Trustee(s)

The Trustee(s) of Shirley Rose Superannuation Fund are solely responsible for the information contained in the special purpose financial statements, the reliability, accuracy and completeness of the information and for the determination that the financial reporting framework used is appropriate to meet their needs and for the purpose that the financial statements were prepared.

Our Responsibility

On the basis of information provided by the Trustee(s), we have compiled the accompanying special purpose financial statements in accordance with the financial reporting framework as described in Note 1 to the financial statements and APES 315: Compilation of Financial Information.

We have applied our expertise in accounting and financial reporting to compile these financial statements in accordance with the financial reporting framework described in Note 1 to the financial statements. We have complied with the relevant ethical requirements of APES 110: Code of Ethics for Professional Accountants.

Assurance Disclaimer

Since a compilation engagement is not an assurance engagement, we are not required to verify the reliability, accuracy or completeness of the information provided to us by management to compile these financial statements. Accordingly, we do not express an audit opinion or a review conclusion on these financial statements.

The special purpose financial statements were compiled exclusively for the benefit of the directors of the trustee company who are responsible for the reliability, accuracy and completeness of the information used to compile them. We do not accept responsibility for the contents of the special purpose financial statements.

Simmons Livingstone & Associates
of
PO Box 806, OXFENFORD, Queensland 4210

Signed:

A handwritten signature in black ink, appearing to read 'J. L. L.' or similar, written in a cursive style.

Dated: 30/11/2023

Shirley Rose Superannuation Fund
Notes to the Financial Statements

For the year ended 30 November 2023



Note 1: Summary of Significant Accounting Policies

The trustees have prepared the financial statements on the basis that the Superannuation Fund is not a reporting entity because it is not publicly accountable and is not required by law or governing document to prepare financial statements that comply with Australian Accounting Standards. The financial statements are therefore special purpose financial statements that have been prepared in order to meet the requirements of the Superannuation Industry (Supervision) Act 1993 and associated Regulations, the trust deed of the Fund and the needs of members.

The financial statements have been prepared on a cash basis and are based on historical costs, except for investments which have been measured at market value.

The following significant accounting policies, which are consistent with the policies applied in the previous period unless otherwise stated, have been adopted in the preparation of the financial statements.

The financial statements were authorised for issue by the Director(s).

a. Measurement of Investments

The Fund initially recognises:

- (i) an investment when it controls the future economic benefits expected to flow from the asset. For financial assets, the trade date is considered to be the date on which control of the future economic benefits attributable to the asset passes to the Fund; and
- (ii) a financial liability on the date it becomes a party to the contractual provisions of the instrument.

Investments of the Fund have been measured at market value, which refers to the amount that a willing buyer could reasonably be expected to pay to acquire an asset from a willing seller if the following assumptions were made:

- that the buyer and the seller deal with each other at arm's length in relation to the sale;
- that the sale occurred after proper marketing of the asset; and
- that the buyer and the seller acted knowledgeably and prudentially in relation to the sale.

Market value has been determined as follows:

- (i) shares and other securities listed on the Australian Securities Exchange by reference to the relevant market quotations at the end of the reporting period;
- (ii) units in managed funds by reference to the unit redemption price at the end of the reporting period;
- (iii) fixed-interest securities by reference to the redemption price at the end of the reporting period;
- (iv) unlisted investments are stated at trustees' assessment based on estimated market value at balance date or where necessary, an external valuer's opinion; and
- (v) investment properties at the trustees' assessment of the market value or where necessary a qualified independent valuer's opinion at the end of reporting period.

b. Cash and Cash Equivalents

Cash and cash equivalents include cash on hand and at call, deposits with banks and short-term, highly liquid investments that are readily convertible to cash and subject to an insignificant risk of change in value.

c. Revenue

Interest revenue

Interest revenue is recognised in respect of fixed-interest securities, and cash and cash equivalent balances. Interest revenue is recognised upon receipt.

Dividend revenue

A handwritten signature in black ink, appearing to read 'S. Rose'.

Shirley Rose Superannuation Fund

Notes to the Financial Statements

For the year ended 30 November 2023



Dividend revenue is recognised when the dividend has been paid or, in the case of dividend reinvestment schemes, when the dividend is credited to the benefit of the fund.

Rental revenue

Upon entering into each contract as a lessor, the Fund assesses if the lease is a finance or operating lease. All leases have been assessed as operating leases. Rental revenue arising from operating leases on investment properties is recognised on straight-line basis over the term of the specific lease.

Distribution revenue

Distributions from unit trusts and managed funds are recognised as at the date the unit value is quoted ex-distribution and if not received at the end of the reporting period, are reflected in the statement of financial position as a receivable at market value.

Remeasurement changes in market values

Remeasurement changes in the market values of assets are recognised as income and determined as the difference between the market value at year-end or consideration received (if sold during the year) and the market value as at the prior year-end or cost (if acquired during the period).

Contributions

Contributions and transfers in are recognised when the control and the benefits from the revenue have been attained and are recorded by the Fund, gross of any taxes, in the period to which they relate.

d. Liability for Accrued Benefits

The liability for accrued benefits represents the Fund's present obligation to pay benefits to members and beneficiaries, and has been calculated as the difference between the carrying amount of the assets and the carrying amount of the other payables and income tax liabilities as at the end of the reporting period.

e. Trade and Other Payables

Financial liabilities, such as trade creditors and other payables, are measured at the gross value of the outstanding balance at the end of the reporting period. The trustees have determined that the gross value of the Fund's financial liabilities is equivalent to the market value. Any remeasurement changes in the gross value of non-current financial liabilities (including liabilities for members' accrued benefits) are recognised in the operating statement in the periods in which they occur.

f. Critical Accounting Estimates and Judgements

The preparation of financial statements requires the trustees to make judgements, estimates and assumptions that affect the application of accounting policies and the reported amounts of assets and liabilities, income and expenses. Actual results may differ from these estimates.

Estimates and underlying assumptions are reviewed on an ongoing basis. Revisions to accounting estimates are recognised in the period in which the estimate is revised and in any future period affected.

Note 2: Banks and Term Deposits

	2024	2023
	\$	\$
Banks		
CBA Direct Investment Account 7199	0.00	289,814.62
Netwealth cash account	0.00	11,651.41
Rabobank Premium Saver ***9849	0.00	4.76

A handwritten signature in black ink, appearing to read 'Shirley Rose', with a large 'X' mark to its left.

Refer to compilation report

Shirley Rose Superannuation Fund
Notes to the Financial Statements
For the year ended 30 November 2023



	0.00	301,470.79
	2024	2023
	\$	\$
Term Deposits		
Bank of Qld 0823G	0.00	250,000.00
	0.00	250,000.00

Note 3: Liability for Accrued Benefits

	2024	2023
	\$	\$
Liability for accrued benefits at beginning of year	544,314.99	1,605,266.42
Benefits accrued as a result of operations	(544,314.99)	(1,060,951.43)
Current year member movements	0.00	0.00
Liability for accrued benefits at end of year	0.00	544,314.99

Note 4: Vested Benefits

Vested benefits are benefits that are not conditional upon continued membership of the fund (or any factor other than resignation from the plan) and include benefits which members were entitled to receive had they terminated their fund membership as at the end of the reporting period.

	2024	2023
	\$	\$
Vested Benefits	0.00	544,314.99

Note 5: Guaranteed Benefits

No guarantees have been made in respect of any part of the liability for accrued benefits.

Note 6: Dividends

	2024	2023
	\$	\$
ANZ Group Holdings Limited	0.00	217.30
	0.00	217.30

Shirley Rose Superannuation Fund
Notes to the Financial Statements
For the year ended 30 November 2023



Note 7: Trust Distributions

	2024 \$	2023 \$
Netwealth Portfolio ***9868	29.16	20,425.41
Australia And New Zealand Banking Group Limited	660.15	1,140.48
	689.31	21,565.89

Note 8: Changes in Market Values

Unrealised Movements in Market Value

	2024 \$	2023 \$
Managed Investments (Australian)		
Netwealth Portfolio ***9868	0.00	65,591.46
	0.00	65,591.46
Other Revaluations		
Other Revaluations	(23.26)	0.00
	(23.26)	0.00
Shares in Listed Companies (Australian)		
ANZ Group Holdings Limited	0.00	2,801.44
	0.00	2,801.44
Total Unrealised Movement	(23.26)	68,392.90

Realised Movements in Market Value

	2024 \$	2023 \$
Managed Investments (Australian)		
Netwealth Portfolio ***9868	0.00	(38,181.34)
	0.00	(38,181.34)
Shares in Listed Companies (Australian)		
ANZ Group Holdings Limited	(15.04)	(1,800.71)
	(15.04)	(1,800.71)
Total Realised Movement	(15.04)	(39,982.05)
Changes in Market Values	(38.30)	28,410.85

Note 9: Income Tax Expense

X

Refer to compilation report

Shirley Rose Superannuation Fund
Notes to the Financial Statements

For the year ended 30 November 2023



	2024	2023
	\$	\$
The components of tax expense comprise		
Current Tax	0.00	46.88
Income Tax Expense	0.00	46.88

The prima facie tax on benefits accrued before income tax is reconciled to the income tax as follows:

Prima facie tax payable on benefits accrued before income tax at 15%	(81,647.25)	(159,135.68)
--	-------------	--------------

Less:

Tax effect of:

Non Taxable Contributions	527.10	465.00
Increase in MV of Investments	0.00	10,258.94
Exempt Pension Income	1,486.35	5,311.50
Realised Accounting Capital Gains	(2.26)	(5,997.31)
Accounting Trust Distributions	103.40	3,234.88

Add:

Tax effect of:

Decrease in MV of Investments	3.49	0.00
SMSF Non-Deductible Expenses	517.20	1,173.15
Pension Payments	4,432.65	5,670.00
Benefit Payments	78,776.24	165,125.44
Franking Credits	0.00	116.55
Foreign Credits	0.00	17.66
Taxable Trust Distributions	0.00	984.48
Distributed Foreign Income	0.00	152.13
Tax Losses	31.95	0.00
Rounding	0.31	0.13

Income Tax on Taxable Income or Loss	0.00	830.85
---	-------------	---------------

Less credits:

Franking Credits	0.00	777.02
Foreign Credits	0.00	6.95

X *Shirley Rose*

Refer to compilation report

Shirley Rose Superannuation Fund
Notes to the Financial Statements

For the year ended 30 November 2023



Current Tax or Refund	0.00	46.88
-----------------------	------	-------

X *S Rose*

Refer to compilation report

Shirley Rose Superannuation Fund Trustees Declaration

Shirley Rose Superannuation Pty Ltd ACN: 603648282



The directors of the trustee company have determined that the Fund is not a reporting entity and that these special purpose financial statements should be prepared in accordance with the accounting policies described in Note 1 to the financial statements.

The directors of the trustee company declare that:

- (i) the financial statements and notes to the financial statements for the year ended 30 November 2023 present fairly, in all material respects, the financial position of the Superannuation Fund at 30 November 2023 and the results of its operations for the year ended on that date in accordance with the accounting policies described in Note 1 to the financial statements;
- (ii) the financial statements and notes to the financial statements have been prepared in accordance with the requirements of the trust deed; and
- (iii) the operation of the superannuation fund has been carried out in accordance with its trust deed and in compliance with the requirements of the Superannuation Industry (Supervision) Act 1993 and associated Regulations during the year ended 30 November 2023.

Signed in accordance with a resolution of the directors of the trustee company by:

A handwritten signature in black ink that reads "Shirley Rose".

.....
Shirley Rose
Shirley Rose Superannuation Pty Ltd
Director

30 November 2023

Shirley Rose Superannuation Fund
Statement of Taxable Income

For the year ended 30 November 2023



	2023
	\$
Benefits accrued as a result of operations	(544,314.99)
Less	
Exempt current pension income	9,909.00
Realised Accounting Capital Gains	(15.04)
Accounting Trust Distributions	689.31
Non Taxable Contributions	3,514.01
	<hr/> 14,097.28
Add	
Decrease in MV of investments	23.26
SMSF non deductible expenses	3,448.00
Pension Payments	29,551.00
Benefits Paid/Transfers Out	525,174.94
	<hr/> 558,197.20
SMSF Annual Return Rounding	2.07
	<hr/> (213.00)
Taxable Income or Loss	<hr/>
Income Tax on Taxable Income or Loss	0.00
	<hr/>
CURRENT TAX OR REFUND	<hr/> 0.00
Supervisory Levy	259.00
Supervisory Levy Adjustment for Wound up Funds	(259.00)
	<hr/>
AMOUNT DUE OR REFUNDABLE	<hr/> 0.00

X Handwritten signature of Shirley Rose in black ink.

Shirley Rose Superannuation Fund Members Statement



Shirley Rose
195 Dunlin Drive
Burleigh Waters, Queensland, 4220, Australia

Your Details

Date of Birth : 26/07/1955
Age: 68
Tax File Number: 390649434
Date Joined Fund: 12/01/2015
Service Period Start Date: 12/01/2015
Date Left Fund:
Member Code: ROSSHI00001A
Account Start Date: 12/01/2015
Account Phase: Accumulation Phase
Account Description: Accumulation

Nominated Beneficiaries: N/A
Nomination Type: N/A
Vested Benefits:
Total Death Benefit:

Your Balance

Total Benefits

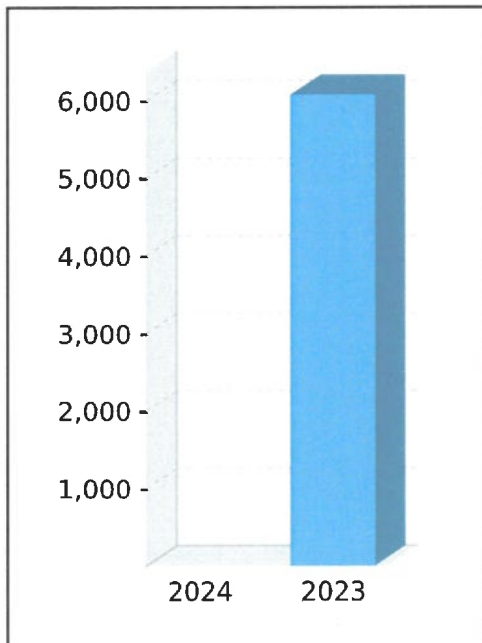
Preservation Components

Preserved
Unrestricted Non Preserved
Restricted Non Preserved

Tax Components

Tax Free
Taxable

Investment Earnings Rate 30.44%



Your Detailed Account Summary

	This Year	Last Year
Opening balance at 01/07/2023	6,077.99	94,262.32
<u>Increases to Member account during the period</u>		
Employer Contributions	998.13	4,805.27
Personal Contributions (Concessional)		
Personal Contributions (Non Concessional)	3,514.01	3,100.00
Government Co-Contributions		
Other Contributions		
Proceeds of Insurance Policies		
Transfers In		
Net Earnings	22.47	4,179.62
Internal Transfer In	274,415.75	
<u>Decreases to Member account during the period</u>		
Pensions Paid		
Contributions Tax	149.72	720.80
Income Tax	(154.19)	110.05
No TFN Excess Contributions Tax		
Excess Contributions Tax		
Refund Excess Contributions		
Division 293 Tax		
Insurance Policy Premiums Paid		
Management Fees		
Member Expenses		
Benefits Paid/Transfers Out	4,338.59	99,438.37
Superannuation Surcharge Tax		
Internal Transfer Out	280,694.23	
Closing balance at 30/11/2023	0.00	6,077.99

X Shirley Rose

Shirley Rose Superannuation Fund Members Statement



Shirley Rose
195 Dunlin Drive
Burleigh Waters, Queensland, 4220, Australia

Your Details

Date of Birth : 26/07/1955
Age: 68
Tax File Number: 390649434
Date Joined Fund: 12/01/2015
Service Period Start Date: 12/01/2015
Date Left Fund:
Member Code: ROSSHI00004P
Account Start Date: 01/08/2020
Account Phase: Retirement Phase
Account Description: Account Based Pension

Nominated Beneficiaries: N/A
Nomination Type: N/A
Vested Benefits:
Total Death Benefit:

Your Balance

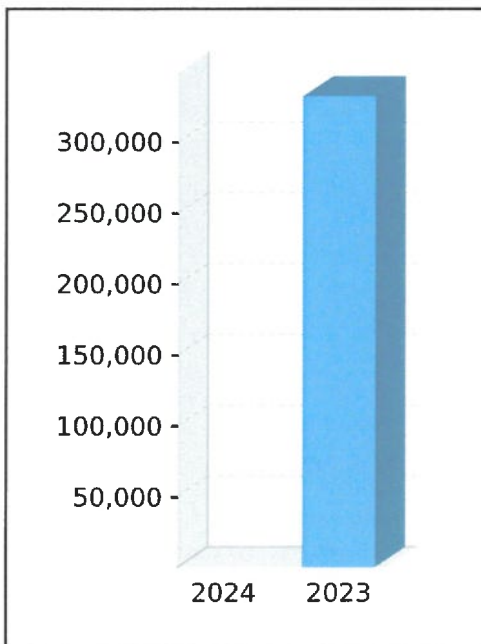
Total Benefits

Preservation Components

Preserved
Unrestricted Non Preserved
Restricted Non Preserved

Tax Components

Tax Free (90.67%)
Taxable
Investment Earnings Rate 4.49%



Your Detailed Account Summary

	This Year	Last Year
Opening balance at 01/07/2023	332,458.56	1,309,184.66
<u>Increases to Member account during the period</u>		
Employer Contributions		
Personal Contributions (Concessional)		
Personal Contributions (Non Concessional)		
Government Co-Contributions		
Other Contributions		
Proceeds of Insurance Policies		
Transfers In		
Net Earnings	1,955.97	57,421.81
Internal Transfer In		
<u>Decreases to Member account during the period</u>		
Pensions Paid		32,750.00
Contributions Tax		
Income Tax	2.17	
No TFN Excess Contributions Tax		
Excess Contributions Tax		
Refund Excess Contributions		
Division 293 Tax		
Insurance Policy Premiums Paid		
Management Fees		
Member Expenses		
Benefits Paid/Transfers Out	265,775.05	1,001,397.91
Superannuation Surcharge Tax		
Internal Transfer Out	68,637.31	
Closing balance at 30/11/2023	0.00	332,458.56

X Rose

Shirley Rose Superannuation Fund Members Statement



Shirley Rose
195 Dunlin Drive
Burling Waters, Queensland, 4220, Australia

Your Details

Date of Birth : 26/07/1955
Age: 68
Tax File Number: 390649434
Date Joined Fund: 12/01/2015
Service Period Start Date: 12/01/2015
Date Left Fund: 01/07/2023
Member Code: ROSSHI00005P
Account Start Date: 01/07/2021
Account Phase: Retirement Phase
Account Description: Account Based Pension 2

Nominated Beneficiaries: N/A
Nomination Type: N/A
Vested Benefits:
Total Death Benefit:

Your Balance

Total Benefits

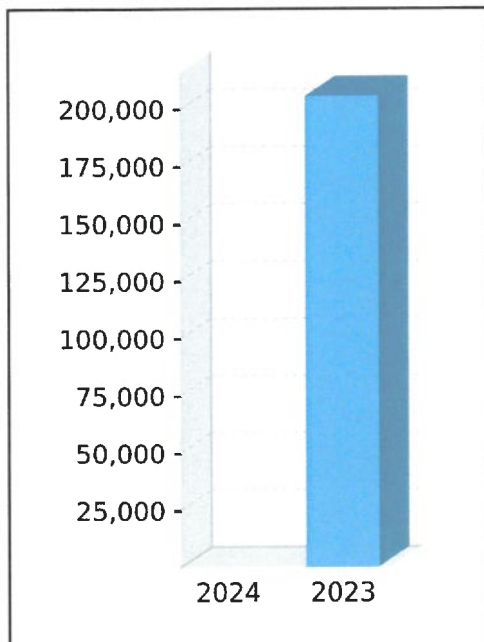
Preservation Components

Preserved
Unrestricted Non Preserved
Restricted Non Preserved

Tax Components

Tax Free (98.57%)
Taxable

Investment Earnings Rate 0%



Your Detailed Account Summary

	This Year	Last Year
Opening balance at 01/07/2023	205,778.44	201,819.44
<u>Increases to Member account during the period</u>		
Employer Contributions		
Personal Contributions (Concessional)		
Personal Contributions (Non Concessional)		
Government Co-Contributions		
Other Contributions		
Proceeds of Insurance Policies		
Transfers In		
Net Earnings		9,009.00
Internal Transfer In		
<u>Decreases to Member account during the period</u>		
Pensions Paid		5,050.00
Contributions Tax		
Income Tax		
No TFN Excess Contributions Tax		
Excess Contributions Tax		
Refund Excess Contributions		
Division 293 Tax		
Insurance Policy Premiums Paid		
Management Fees		
Member Expenses		
Benefits Paid/Transfers Out		
Superannuation Surcharge Tax		
Internal Transfer Out	205,778.44	
Closing balance at 30/11/2023	0.00	205,778.44

X *Shirley Rose*

Shirley Rose Superannuation Fund Members Statement



Shirley Rose
195 Dunlin Drive
Burleigh Waters, Queensland, 4220, Australia

Your Details

Date of Birth : 26/07/1955
Age: 68
Tax File Number: 390649434
Date Joined Fund: 12/01/2015
Service Period Start Date: 12/01/2015
Date Left Fund:
Member Code: ROSSHI00006P
Account Start Date: 01/07/2023
Account Phase: Retirement Phase
Account Description: Account Based Pension 3

Nominated Beneficiaries: N/A
Nomination Type: N/A
Vested Benefits:
Total Death Benefit:

Your Balance


Total Benefits

Preservation Components

Preserved 1,551.00
Unrestricted Non Preserved (1,551.00)
Restricted Non Preserved

Tax Components

Tax Free (93.92%)
Taxable
Investment Earnings Rate 4.18%



Your Detailed Account Summary

	This Year	Last Year
Opening balance at 01/07/2023		
<u>Increases to Member account during the period</u>		
Employer Contributions		
Personal Contributions (Concessional)		
Personal Contributions (Non Concessional)		
Government Co-Contributions		
Other Contributions		
Proceeds of Insurance Policies		
Transfers In		
Net Earnings	3,920.37	
Internal Transfer In	280,694.23	
<u>Decreases to Member account during the period</u>		
Pensions Paid	29,551.00	
Contributions Tax		
Income Tax	2.30	
No TFN Excess Contributions Tax		
Excess Contributions Tax		
Refund Excess Contributions		
Division 293 Tax		
Insurance Policy Premiums Paid		
Management Fees		
Member Expenses		
Benefits Paid/Transfers Out	255,061.30	
Superannuation Surcharge Tax		
Internal Transfer Out		
Closing balance at 30/11/2023	0.00	0.00

X Rose

Minutes of a meeting of the Director(s)

held on 30 November 2023 at 195 Dunlin Drive, Burleigh Waters, Queensland 4220



PRESENT:	Shirley Rose
MINUTES:	The Chair reported that the minutes of the previous meeting had been signed as a true record.
FINANCIAL STATEMENTS OF SUPERANNUATION FUND:	<p>It was resolved that the financial statements would be prepared as special purpose financial statements as, in the opinion of the directors of the Trustee Company, the Superannuation Fund is not a reporting entity and therefore is not required to comply with all Australian Accounting Standards.</p> <p>The Chair tabled the financial statements and notes to the financial statements of the Superannuation Fund in respect of the year ended 30 November 2023 and it was resolved that such statements be and are hereby adopted as tabled.</p>
TRUSTEE'S DECLARATION:	It was resolved that the trustee's declaration of the Superannuation Fund be signed.
ANNUAL RETURN:	Being satisfied that the Fund had complied with the requirements of the Superannuation Industry (Supervision) Act 1993 (SISA) and Regulations during the year ended 30 November 2023, it was resolved that the annual return be approved, signed and lodged with the Australian Taxation Office.
INVESTMENT STRATEGY:	The allocation of the Fund's assets and the Fund's investment performance over the financial year were reviewed and found to be within the acceptable ranges outlined in the investment strategy. After considering the risk, rate of return, diversification and liquidity of the investments and the ability of the Fund to discharge its existing liabilities, it was resolved that the investment strategy continues to reflect the purposes and circumstances of the Fund and its members. Accordingly, no changes in the investment strategy were required.
INSURANCE COVER:	The trustee(s) reviewed the current life and total and permanent disability insurance coverage on offer to the members and resolved that the current insurance arrangements were appropriate for the Fund.
ALLOCATION OF INCOME:	It was resolved that the income of the Fund would be allocated to the members based on their average daily balance (an alternative allocation basis may be percentage of opening balance).
INVESTMENT ACQUISITIONS:	It was resolved to ratify the investment acquisitions throughout the financial year ended 30 November 2023.
INVESTMENT DISPOSALS:	It was resolved to ratify the investment disposals throughout the financial year ended 30 November 2023.
AUDITORS:	<p>It was resolved that</p> <p>Super Audits</p> <p>of</p> <p>Box 3376, RUNDLE MALL, South Australia 5000</p> <p>act as auditors of the Fund for the next financial year.</p>
TAX AGENTS:	<p>It was resolved that</p> <p>Simmons Livingstone & Associates</p> <p>act as tax agents of the Fund for the next financial year.</p>
TRUSTEE STATUS:	Each of the trustee(s) confirmed that they are qualified to act as trustee(s) of the

Minutes of a meeting of the Director(s)

held on 30 November 2023 at 195 Dunlin Drive, Burleigh Waters, Queensland 4220

Fund and that they are not disqualified persons as defined by s 120 of the SISA.

CONTRIBUTIONS RECEIVED:

It was resolved that the contributions during the year be allocated to members on the basis of the schedule provided by the principal Fund employer.

PAYMENT OF BENEFITS:

The trustee has ensured that any payment of benefits made from the Fund, meets the requirements of the Fund's deed and does not breach the superannuation laws in relation to:

1. making payments to members; and,
2. breaching the Fund or the member investment strategy.


The trustee has reviewed the payment of the benefit and received advice that the transfer is in accordance with the Deed and the superannuation laws. As such the trustee has resolved to allow the payment of the benefits on behalf of the member.

CLOSURE:

All resolutions for this meeting were made in accordance with the SISA and Regulations.

There being no further business the meeting then closed.

Signed as a true record –

X 
.....

Shirley Rose

Chairperson



Shirley Rose Superannuation Fund Investment Movement Report

As at 30 November 2023

Investment	Opening Balance		Additions		Disposals		Closing Balance		Market Value
	Units	Cost	Units	Cost	Units	Cost	Units	Cost	
Bank Accounts									
CBA Direct Investment Account 7199									
		289,814.62		3,237.86		(293,052.48)		0.00	0.00
Netwealth cash account		11,651.41		259,253.34		(270,904.75)		0.00	0.00
Rabobank Premium Saver ***9849		4.76				(4.76)		0.00	0.00
		301,470.79		262,491.20		(563,961.99)		0.00	0.00
Term Deposits									
Bank of Qld 0823G		250,000.00				(250,000.00)		0.00	0.00
		250,000.00				(250,000.00)		0.00	0.00
Shares in Listed Companies (Australian)									
ANZ AX - ANZ Group Holdings Limited			28.00	659.40	(28.00)	(659.40)		0.00	(15.04)
				659.40		(659.40)		0.00	(15.04)
		551,470.79		263,150.60		(814,621.39)		0.00	(15.04)



Shirley Rose Superannuation Fund Investment Performance

As at 30 November 2023

Investment	Opening Value	Purchases / Additions	Sales / Reductions	Closing Value	Realised Market Gain	Unrealised Market Gain	Net Income	Income and Market Gain	Return %
Bank Accounts									
CBA Direct Investment Account 7199	289,814.62	0.00	0.00	0.00	0.00	0.00	1,105.95	1,105.95	0.38 %
Netwealth cash account	11,651.41	0.00	0.00	0.00	0.00	0.00	182.70	182.70	1.57 %
Rabobank Premium Saver ***9849	4.76	0.00	0.00	0.00	0.00	0.00	0.00	0.00	0.00 %
	301,470.79	0.00	0.00	0.00	0.00	0.00	1,288.65	1,288.65	0.43 %
Term Deposits									
Bank of Qld 0823G La Trobe ***5128	250,000.00	0.00	0.00	0.00	0.00	0.00	8,923.63	8,923.63	3.57 %
	0.00	0.00	0.00	0.00	0.00	0.00	266.39	266.39	0.00 %
	250,000.00	0.00	0.00	0.00	0.00	0.00	9,190.02	9,190.02	3.68 %
Managed Investments (Australian)									
ROESS1N Netwealth Portfolio ***9868	0.00	0.00	0.00	0.00	0.00	0.00	(129.41)	(129.41)	0.00 %
	0.00	0.00	0.00	0.00	0.00	0.00	(129.41)	(129.41)	0.00 %
Shares in Listed Companies (Australian)									
ANZ.AX ANZ Group Holdings Limited	0.00	659.40	659.40	0.00	(15.04)	0.00	0.00	(15.04)	0.00 %
	0.00	659.40	659.40	0.00	(15.04)	0.00	0.00	(15.04)	0.00 %
	551,470.79	659.40	659.40	0.00	(15.04)	0.00	10,349.26	10,334.22	1.87 %

XSFase