

Options: Not summarised, Excluding NIL Balances
From First to Last by Account
Client Code: BUR201 From 01/07/2021 To 30/06/2022

Last Year	Account	Description	Debit	Credit
	197	Managed fund distributions		
(11305.15)	19750	Netwealth managed portfolio		14430.15
	198	Dividends Received		
-	19802	Netwealth managed portfolio		316.44
	199	Interest received		
(7.60)	19901	Macquarie CMT		4.89
(42.14)	19950	Netwealth managed portfolio		71.92
	204	Changes in net market values of other assets		
(41728.78)	20404	Managed funds	53850.79	
-	20434	Managed funds	282.61	
3102.00	300	Accountancy fees	3113.00	
495.00	301	Administration costs	1155.00	
12.50	309	Bank charges	-	
1139.24	344	Adviser fees	1991.52	
314.00	364	Filing fees	315.00	
	550	SUPERANNUATION FUND		
(48020.93)	55002	Profit Earned This Year	-	
48020.93	55003	Distribution to Members		45884.52
	551	GEOFFERY BURKETT		
(180891.08)	55101	Balance at beginning of year		244932.81
(48020.93)	55102	Allocated earnings	45884.52	
(732.28)	55105	Income tax expense on earnings		7404.91
(21692.91)	55107	Contributions from employer		7321.68
3253.94	55110	Income tax expense on contributions	1098.25	
3150.45	55111	Superannuation contributions surcharge	-	
13426.87	680	Cash at bank	4124.53	
11196.03	681	Netwealth cash account	15591.83	
	789	Interest bearing securities		
-	78910	ANZ cap notes 4 - 20/03/2026	9821.10	
-	78940	Perpetual pure alpha credit fund	4667.68	
9619.33	78950	Pendal fixed interest fund	-	
10504.60	78960	Principal global credit opportunities fund	8667.69	
	790	Property securities		
23024.53	79010	APN ariet fund	19350.33	
24076.67	79080	Zurich property securities fund	21818.22	
	791	Small Cap domestic equities		
16328.15	79110	Aberdeen aust small companies fund	13604.48	
17917.03	79150	Pengana emerging companies fund	14571.63	
	795	Large Cap domestic equities		
31701.67	79520	First Sentier geared shares fund	16719.36	
-	79530	Bennelong aust equity fund	12569.66	

From First to Last by Account
Options: Not summarised, Excluding NIL Balances
Client Code: BUR201 From 01/07/2021 To 30/06/2022

Last Year	Account	Description	Debit	Credit
-	79560	Platypus aust equity fund	12604.09	
55243.76	79570	Schroder aust equity fund	21212.65	
	796	International equities		
-	79630	Hyperion global growth fund	9159.46	
17462.01	79640	Magellan high conviction fund	7910.71	
15350.82	79670	Walter Scott global equity fund (hedged)	12849.30	
(482.91)	904	Provision for income tax	2539.26	
(435.75)	944	Provision for deferred tax liability	4894.65	
	999	Jobstream Selection Account		
22.00	99901	Jobstream Selection Account	22.00	
(22.00)	99999	Clearing balance		22.00
<u>(48020.93)</u>		Total	<u>320389.32</u>	<u>320389.32</u>

NET LOSS THIS YEAR 45884.52
NET PROFIT LAST YEAR 48020.93

No. of Accounts: 40
No. of Entries: 83

Client Code: BUR201
From First to Last by Account
From 01/07/2021 To 30/06/2022

Date	Type Gp	Ref.	Debit	Credit	Balance
197	Managed fund distributions				
19750	Netwealth managed portfolio				
LY Closing Balance					(11305.15)
30/06/2022	Jnl	2		18364.55	(18364.55)
			netwealth cash receipts & pmts for the year		
30/06/2022	Jnl	2	253.78		(18110.77)
			netwealth cash receipts & pmts for the year		
			APN		
30/06/2022	Jnl	2	860.78		(17249.99)
			netwealth cash receipts & pmts for the year		
30/06/2022	Jnl	2	2819.84		(14430.15)
			netwealth cash receipts & pmts for the year		
Closing Balance			3934.40	18364.55	(14430.15)
198	Dividends Received				
19802	Netwealth managed portfolio				
LY Closing Balance					0.00
30/06/2022	Jnl	2		316.44	(316.44)
			netwealth cash receipts & pmts for the year		
Closing Balance			0.00	316.44	(316.44)
199	Interest received				
19901	Macquarie CMT				
LY Closing Balance					(7.60)
30/06/2022	Jnl	1		4.89	(4.89)
			mbl cash receipts & pmts for the year		
Closing Balance			0.00	4.89	(4.89)
19950	Netwealth managed portfolio				
LY Closing Balance					(42.14)
30/06/2022	Jnl	2		0.72	(0.72)
			netwealth cash receipts & pmts for the year		
30/06/2022	Jnl	2		71.20	(71.92)
			netwealth cash receipts & pmts for the year		
Closing Balance			0.00	71.92	(71.92)
204	Changes in net market values of other assets				

Client Code: BUR201
From First to Last by Account
From 01/07/2021 To 30/06/2022

Date	Type	Gp	Ref.	Debit	Credit	Balance
20404						
						Managed funds
						LY Closing Balance
						(41728.78)
30/06/2022	Jnl		4	53850.79		53850.79
						revaluation of investments to market value at year end
						Closing Balance
				53850.79	0.00	53850.79
20434						
						Managed funds
						LY Closing Balance
						0.00
30/06/2022	Jnl		3	282.61		282.61
						profit on disposal of investments during the year
						Closing Balance
				282.61	0.00	282.61
300						
						Accountancy fees
						LY Closing Balance
						3102.00
30/06/2022	Jnl		1	2750.00		2750.00
						mbl cash receipts & pmts for the year
30/06/2022	Jnl		1	363.00		3113.00
						mbl cash receipts & pmts for the year
						Closing Balance
				3113.00	0.00	3113.00
301						
						Administration costs
						LY Closing Balance
						495.00
30/06/2022	Jnl		1	275.00		275.00
						mbl cash receipts & pmts for the year
30/06/2022	Jnl		1	880.00		1155.00
						mbl cash receipts & pmts for the year
						Closing Balance
				1155.00	0.00	1155.00
344						
						Adviser fees
						LY Closing Balance
						1139.24
30/06/2022	Jnl		2	1991.51		1991.51
						netwealth cash receipts & pmts for the year
30/06/2022	Jnl		2	0.00		1991.51
						netwealth cash receipts & pmts for the year
30/06/2022	Jnl			0.01		1991.52
						Closing Balance
				1991.52	0.00	1991.52
364						
						Filing fees
						LY Closing Balance
						314.00
30/06/2022	Jnl		1	259.00		259.00
						mbl cash receipts & pmts for the year
30/06/2022	Jnl		1	56.00		315.00
						mbl cash receipts & pmts for the year

Client Code: BUR201
From First to Last by Account
From 01/07/2021 To 30/06/2022

Date	Type Gp	Ref.	Debit	Credit	Balance
Closing Balance			315.00	0.00	315.00
550					SUPERANNUATION FUND
55001					Unallocated Benefits Brought Forward
Opening Balance					0.00
01/07/2021	Jnl			48020.93	(48020.93)
					Year end balance forward
01/07/2021	Jnl		48020.93		0.00
					Year end balance forward
Closing Balance			48020.93	48020.93	0.00
55002					Profit Earned This Year
Opening Balance					(48020.93)
01/07/2021	Jnl		48020.93		0.00
					Year end balance forward : Profit distribution
Closing Balance			48020.93	0.00	0.00
55003					Distribution to Members
Opening Balance					48020.93
01/07/2021	Jnl			48020.93	0.00
					Year end balance forward
30/06/2022	Jnl	5		45884.52	(45884.52)
					allocation of net earnings to members for the year
Closing Balance			0.00	93905.45	(45884.52)
551					GEOFFERY BURKETT
55101					Balance at beginning of year
Opening Balance					(180891.08)
01/07/2021	Jnl			48020.93	(228912.01)
					Year end balance forward
01/07/2021	Jnl			732.28	(229644.29)
					Year end balance forward
01/07/2021	Jnl			21692.91	(251337.20)
					Year end balance forward
01/07/2021	Jnl		3253.94		(248083.26)
					Year end balance forward
01/07/2021	Jnl		3150.45		(244932.81)
					Year end balance forward
Closing Balance			6404.39	70446.12	(244932.81)
55102					Allocated earnings
Opening Balance					(48020.93)
01/07/2021	Jnl		48020.93		0.00
					Year end balance forward
30/06/2022	Jnl	5	45884.52		45884.52
					allocation of net earnings to members

Client Code: BUR201 From First to Last by Account
From 01/07/2021 To 30/06/2022

Date	Type Gp	Ref.	Debit	Credit	Balance
55102	Allocated earnings : Continued				
	for the year				
Closing Balance			93905.45	0.00	45884.52
55105	Income tax expense on earnings				
Opening Balance					(732.28)
01/07/2021	Jnl		732.28		0.00
	Year end balance forward				
30/06/2022	Jnl	6		7404.91	(7404.91)
	tax expense for the year				
Closing Balance			732.28	7404.91	(7404.91)
55107	Contributions from employer				
Opening Balance					(21692.91)
01/07/2021	Jnl		21692.91		0.00
	Year end balance forward				
30/06/2022	Jnl	1		7321.68	(7321.68)
	mbl cash receipts & pmts for the year				
Closing Balance			21692.91	7321.68	(7321.68)
55110	Income tax expense on contributions				
Opening Balance					3253.94
01/07/2021	Jnl			3253.94	0.00
	Year end balance forward				
30/06/2022	Jnl	6	1098.25		1098.25
	tax expense for the year				
Closing Balance			1098.25	3253.94	1098.25
55111	Superannuation contributions surcharge				
Opening Balance					3150.45
01/07/2021	Jnl			3150.45	0.00
	Year end balance forward				
Closing Balance			0.00	3150.45	0.00
680	Cash at bank				
Opening Balance					13426.87
30/06/2022	Jnl	1		9302.34	4124.53
	mbl cash receipts & pmts for the year				
Closing Balance			0.00	9302.34	4124.53
681	Netwealth cash account				
Opening Balance					11196.03
30/06/2022	Jnl	1	10000.00		21196.03
	mbl cash receipts & pmts for the year				
30/06/2022	Jnl	2		5604.20	15591.83
	netwealth cash receipts & pmts for the year				

Client Code: BUR201
From First to Last by Account
From 01/07/2021 To 30/06/2022

Date	Type Gp	Ref.	Debit	Credit	Balance
681	Netwealth cash account : Continued				
Closing Balance			10000.00	5604.20	15591.83
789	Interest bearing securities				
78910	ANZ cap notes 4 - 20/03/2026				
Opening Balance					0.00
30/06/2022	Jnl	2	10154.55		10154.55
			netwealth cash receipts & pmts for the year		
30/06/2022	Jnl	2	18.50		10173.05
			netwealth cash receipts & pmts for the year		
30/06/2022	Jnl	4		351.95	9821.10
			revaluation of investments to market value at year end		
Closing Balance			10173.05	351.95	9821.10
78940	Perpetual pure alpha credit fund				
Opening Balance					0.00
30/06/2022	Jnl	2	5000.00		5000.00
			netwealth cash receipts & pmts for the year		
30/06/2022	Jnl	4		332.32	4667.68
			revaluation of investments to market value at year end		
Closing Balance			5000.00	332.32	4667.68
78950	Pendal fixed interest fund				
Opening Balance					9619.33
30/06/2022	Jnl	2		9741.86	(122.53)
			netwealth cash receipts & pmts for the year		
30/06/2022	Jnl	3		258.14	(380.67)
			profit on disposal of investments during the year		
30/06/2022	Jnl	4	380.67		0.00
			revaluation of investments to market value at year end		
Closing Balance			380.67	10000.00	0.00
78960	Principal global credit opportunities fund				
Opening Balance					10504.60
30/06/2022	Jnl	4		1836.91	8667.69
			revaluation of investments to market value at year end		
Closing Balance			0.00	1836.91	8667.69
790	Property securities				

Client Code: BUR201
From First to Last by Account
From 01/07/2021 To 30/06/2022

Date	Type Gp	Ref.	Debit	Credit	Balance
79010	APN ariet fund				
Opening Balance					23024.53
30/06/2022	Jnl	4		3674.20	19350.33
				revaluation of investments to market value at year end	
Closing Balance			0.00	3674.20	19350.33
79080	Zurich property securities fund				
Opening Balance					24076.67
30/06/2022	Jnl	2	1000.00		25076.67
				netwealth cash receipts & pmts for the year	
30/06/2022	Jnl	4		3258.45	21818.22
				revaluation of investments to market value at year end	
Closing Balance			1000.00	3258.45	21818.22
791	Small Cap domestic equities				
79110	Aberdeen aust small companies fund				
Opening Balance					16328.15
30/06/2022	Jnl	2	1000.00		17328.15
				netwealth cash receipts & pmts for the year	
30/06/2022	Jnl	2	1000.00		18328.15
				netwealth cash receipts & pmts for the year	
30/06/2022	Jnl	4		4723.67	13604.48
				revaluation of investments to market value at year end	
Closing Balance			2000.00	4723.67	13604.48
79150	Pengana emerging companies fund				
Opening Balance					17917.03
30/06/2022	Jnl	2	1000.00		18917.03
				netwealth cash receipts & pmts for the year	
30/06/2022	Jnl	2	1000.00		19917.03
				netwealth cash receipts & pmts for the year	
30/06/2022	Jnl	4		5345.40	14571.63
				revaluation of investments to market value at year end	
Closing Balance			2000.00	5345.40	14571.63
795	Large Cap domestic equities				

Client Code: BUR201
From First to Last by Account
From 01/07/2021 To 30/06/2022

Date	Type	Gp	Ref.	Debit	Credit	Balance
79630						
						Hyperion global growth fund
						Opening Balance
						0.00
30/06/2022	Jnl		2	12000.00		12000.00
						netwealth cash receipts & pmts for the year
30/06/2022	Jnl		2	2000.00		14000.00
						netwealth cash receipts & pmts for the year
30/06/2022	Jnl		4		4840.54	9159.46
						revaluation of investments to market value at year end
				14000.00	4840.54	9159.46
						Closing Balance
79640						
						Magellan high conviction fund
						Opening Balance
						17462.01
30/06/2022	Jnl		2		7000.00	10462.01
						netwealth cash receipts & pmts for the year
30/06/2022	Jnl		3	362.42		10824.43
						profit on disposal of investments during the year
30/06/2022	Jnl		4		2913.72	7910.71
						revaluation of investments to market value at year end
				362.42	9913.72	7910.71
						Closing Balance
79670						
						Walter Scott global equity fund (hedged)
						Opening Balance
						15350.82
30/06/2022	Jnl		4		2501.52	12849.30
						revaluation of investments to market value at year end
				0.00	2501.52	12849.30
						Closing Balance
904						
						Provision for income tax
						Opening Balance
						(482.91)
30/06/2022	Jnl		1		51.09	(534.00)
						mbl cash receipts & pmts for the year
30/06/2022	Jnl		1	521.00		(13.00)
						mbl cash receipts & pmts for the year march 2022 payg
30/06/2022	Jnl		1	508.00		495.00
						mbl cash receipts & pmts for the year dec 2021 payg
30/06/2022	Jnl		1	534.00		1029.00
						mbl cash receipts & pmts for the year sept 2021 payg
30/06/2022	Jnl		1	534.00		1563.00
						mbl cash receipts & pmts for the year june 2021 payg
30/06/2022	Jnl		6	976.26		2539.26
						tax expense for the year

Client Code: BUR201
From First to Last by Account
From 01/07/2021 To 30/06/2022

Date	Type Gp	Ref.	Debit	Credit	Balance
Closing Balance			3073.26	51.09	2539.26
944	Provision for deferred tax liability				
Opening Balance					(435.75)
30/06/2022	Jnl	6	5330.40		4894.65
	tax expense for the year				
Closing Balance			5330.40	0.00	4894.65
999	Jobstream Selection Account				
99901	Jobstream Selection Account				
Opening Balance					22.00
Closing Balance			0.00	0.00	22.00
99999	Clearing balance				
Opening Balance					(22.00)
Closing Balance			0.00	0.00	(22.00)
	Debits			375193.04	
	Credits			375193.04	
	No. of Accounts			40.00	
	No. of Entries			83.00	

Client Code: BUR201

Date	Type Grp	Ref	Account	Description	Amount	Bal2	Narration
01/07/2021	Jnl		55002	Profit Earned This Year	48020.93	-	Year end balance forward : Profit distribution
01/07/2021	Jnl		55001	Unallocated Benefits Brought Forward	(48020.93)	-	Year end balance forward
01/07/2021	Jnl		55003	Distribution to Members	(48020.93)	-	Year end balance forward
01/07/2021	Jnl		55001	Unallocated Benefits Brought Forward	48020.93	-	Year end balance forward
01/07/2021	Jnl		55102	Allocated earnings	48020.93	-	Year end balance forward
01/07/2021	Jnl		55101	Balance at beginning of year	(48020.93)	-	Year end balance forward
01/07/2021	Jnl		55105	Income tax expense on earnings	732.28	-	Year end balance forward
01/07/2021	Jnl		55101	Balance at beginning of year	(732.28)	-	Year end balance forward
01/07/2021	Jnl		55107	Contributions from employer	21692.91	-	Year end balance forward
01/07/2021	Jnl		55101	Balance at beginning of year	(21692.91)	-	Year end balance forward
01/07/2021	Jnl		55110	Income tax expense on contributions	(3253.94)	-	Year end balance forward
01/07/2021	Jnl		55101	Balance at beginning of year	3253.94	-	Year end balance forward
01/07/2021	Jnl		55111	Superannuation contributions surcharge	(3150.45)	-	Year end balance forward
01/07/2021	Jnl		55101	Balance at beginning of year	3150.45	-	Year end balance forward
30/06/2022	Jnl	1	680	Cash at bank	(9302.34)	-	mbl cash receipts & pmts for the year
30/06/2022	Jnl	1	364	Filing fees	259.00	-	mbl cash receipts & pmts for the year
30/06/2022	Jnl	1	904	Provision for income tax	(51.09)	-	mbl cash receipts & pmts for the year
30/06/2022	Jnl	1	904	Provision for income tax	521.00	-	mbl cash receipts & pmts for the year
30/06/2022	Jnl	1	904	Provision for income tax	508.00	-	mbl cash receipts & pmts for the year
30/06/2022	Jnl	1	301	Administration costs	275.00	-	mbl cash receipts & pmts for the year

Client Code: BUR201

Date	Type	Grp	Ref	Account	Description	Amount	Bal2	Narration
30/06/2022	Jnl	1	1	300	Accountancy fees	2750.00	-	the year mbl cash receipts & pmts for the year
30/06/2022	Jnl	1	1	300	Accountancy fees	363.00	-	mbl cash receipts & pmts for the year
30/06/2022	Jnl	1	1	364	Filing fees	56.00	-	mbl cash receipts & pmts for the year
30/06/2022	Jnl	1	1	904	Provision for income tax	534.00	-	mbl cash receipts & pmts for the year
30/06/2022	Jnl	1	1	301	Administration costs	880.00	-	mbl cash receipts & pmts for the year
30/06/2022	Jnl	1	1	904	Provision for income tax	534.00	-	mbl cash receipts & pmts for the year
30/06/2022	Jnl	1	1	681	Netwealth cash account	10000.00	-	mbl cash receipts & pmts for the year
30/06/2022	Jnl	1	1	19901	Macquarie CMT	(4.89)	-	mbl cash receipts & pmts for the year
30/06/2022	Jnl	1	1	55107	Contributions from employer	(7321.68)	-	mbl cash receipts & pmts for the year
30/06/2022	Jnl	2	2	681	Netwealth cash account	(5604.20)	-	netwealth cash receipts & pmts for the year
30/06/2022	Jnl	2	2	78910	ANZ cap notes 4 - 20/03/2026	10154.55	-	netwealth cash receipts & pmts for the year
30/06/2022	Jnl	2	2	78910	ANZ cap notes 4 - 20/03/2026	18.50	-	netwealth cash receipts & pmts for the year
30/06/2022	Jnl	2	2	78950	Pendal fixed interest fund	(9741.86)	-	netwealth cash receipts & pmts for the year
30/06/2022	Jnl	2	2	79110	Aberdeen aust small companies fund	1000.00	-	netwealth cash receipts & pmts for the year
30/06/2022	Jnl	2	2	79640	Magellan high conviction fund	(7000.00)	-	netwealth cash receipts & pmts for the year
30/06/2022	Jnl	2	2	79150	Pengana emerging companies fund	1000.00	-	netwealth cash receipts & pmts for the year
30/06/2022	Jnl	2	2	78940	Perpetual pure		-	netwealth cash receipts & pmts for the year

Client Code: BUR201

Date	Type	Grp	Ref	Account	Description	Amount	Bal2	Narration
30/06/2022	Jnl	2	2	79570	alpha credit fund	5000.00	-	netwealth cash receipts & pmts for the year
30/06/2022	Jnl	2	2	79080	Schroder aust equity fund	(35000.00)	-	netwealth cash receipts & pmts for the year
30/06/2022	Jnl	2	2	79530	Zurich property securities fund	1000.00	-	netwealth cash receipts & pmts for the year
30/06/2022	Jnl	2	2	79560	Bennelong aust equity fund	17000.00	-	netwealth cash receipts & pmts for the year
30/06/2022	Jnl	2	2	79110	Platypus aust equity fund	17000.00	-	netwealth cash receipts & pmts for the year
30/06/2022	Jnl	2	2	79150	Aberdeen aust small companies fund	1000.00	-	netwealth cash receipts & pmts for the year
30/06/2022	Jnl	2	2	79630	Pengana emerging companies fund	1000.00	-	netwealth cash receipts & pmts for the year
30/06/2022	Jnl	2	2	79560	Hyperion global growth fund	12000.00	-	netwealth cash receipts & pmts for the year
30/06/2022	Jnl	2	2	79530	Platypus aust equity fund	1000.00	-	netwealth cash receipts & pmts for the year
30/06/2022	Jnl	2	2	79630	Bennelong aust equity fund	1000.00	-	netwealth cash receipts & pmts for the year
30/06/2022	Jnl	2	2	19950	Hyperion global growth fund	2000.00	-	netwealth cash receipts & pmts for the year
30/06/2022	Jnl	2	2	19950	Netwealth managed portfolio	(0.72)	-	netwealth cash receipts & pmts for the year
30/06/2022	Jnl	2	2	19950	Netwealth managed portfolio	(71.20)	-	netwealth cash receipts & pmts for the year
30/06/2022	Jnl	2	2	344	Adviser fees	1991.51	-	netwealth cash receipts & pmts for the year
30/06/2022	Jnl	2	2	19802	Netwealth managed portfolio	(316.44)	-	netwealth cash receipts & pmts for the year

Client Code: BUR201

Date	Type	Grp	Ref	Account	Description	Amount	Bal2	Narration
30/06/2022	Jnl		2	19750	Netwealth managed portfolio	(18364.55)	-	netwealth cash receipts & pmts for the year
30/06/2022	Jnl		2	19750	Netwealth managed portfolio	253.78	-	netwealth cash receipts & pmts for the year
30/06/2022	Jnl		2	19750	Netwealth managed portfolio	860.78	-	netwealth cash receipts & pmts for the year
30/06/2022	Jnl		2	19750	Netwealth managed portfolio	2819.84	-	netwealth cash receipts & pmts for the year
30/06/2022	Jnl		2	344	Adviser fees	-	-	netwealth cash receipts & pmts for the year
30/06/2022	Jnl		3	79640	Magellan high conviction fund	362.42	-	profit on disposal of investments during the year
30/06/2022	Jnl		3	78950	Pendal fixed interest fund	(258.14)	-	profit on disposal of investments during the year
30/06/2022	Jnl		3	79570	Schroder aust equity fund	(386.89)	-	profit on disposal of investments during the year
30/06/2022	Jnl		3	20434	Managed funds	282.61	-	profit on disposal of investments during the year
30/06/2022	Jnl		4	344	Adviser fees	0.01	-	
30/06/2022	Jnl		4	78950	Pendal fixed interest fund	380.67	-	revaluation of investments to market value at year end
30/06/2022	Jnl		4	79110	Aberdeen aust small companies fund	(4723.67)	-	revaluation of investments to market value at year end
30/06/2022	Jnl		4	78910	ANZ cap notes 4 - 20/03/2026	(351.95)	-	revaluation of investments to market value at year end
30/06/2022	Jnl		4	79010	APN ariet fund	(3674.20)	-	revaluation of investments to market value at year end
30/06/2022	Jnl		4	79530	Bennelong aust equity fund	(5430.34)	-	revaluation of investments to market value at year end
30/06/2022	Jnl		4	79520	First Sentier geared shares fund	(14982.31)	-	revaluation of investments to market value at year end

Client Code: BUR201

Date	Type	Grp	Ref	Account	Description	Amount	Bal2	Narration
30/06/2022	Jnl		4	79630	Hyperion global growth fund	(4840.54)	-	revaluation of investments to market value at year end
30/06/2022	Jnl		4	79640	Magellan high conviction fund	(2913.72)	-	revaluation of investments to market value at year end
30/06/2022	Jnl		4	79150	Pengana emerging companies fund	(5345.40)	-	revaluation of investments to market value at year end
30/06/2022	Jnl		4	78940	Perpetual pure alpha credit fund	(332.32)	-	revaluation of investments to market value at year end
30/06/2022	Jnl		4	79560	Platypus aust equity fund	(5395.91)	-	revaluation of investments to market value at year end
30/06/2022	Jnl		4	78960	Principal global credit opportunities fund	(1836.91)	-	revaluation of investments to market value at year end
30/06/2022	Jnl		4	79570	Schroder aust equity fund	1355.78	-	revaluation of investments to market value at year end
30/06/2022	Jnl		4	79670	Walter Scott global equity fund (hedged)	(2501.52)	-	revaluation of investments to market value at year end
30/06/2022	Jnl		4	79080	Zurich property securities fund	(3258.45)	-	revaluation of investments to market value at year end
30/06/2022	Jnl		4	20404	Managed funds	53850.79	-	revaluation of investments to market value at year end
30/06/2022	Jnl		5	55003	Distribution to Members	(45884.52)	-	allocation of net earnings to members for the year
30/06/2022	Jnl		5	55102	Allocated earnings	45884.52	-	allocation of net earnings to members for the year
30/06/2022	Jnl		6	55110	Income tax expense on contributions	1098.25	-	tax expense for the year
30/06/2022	Jnl		6	55105	Income tax expense on earnings	(7404.91)	-	tax expense for the year
30/06/2022	Jnl		6	944	Provision for deferred tax liability	5330.40	-	tax expense for the year
30/06/2022	Jnl		6	904	Provision for income tax	976.26	-	tax expense for the year

Client Code: BUR201

Date	Type	Grp	Ref	Account	Description	Amount	Bal2	Narration
------	------	-----	-----	---------	-------------	--------	------	-----------

Debits: 375193.04
Credits: (375193.04)
Total: -

No. Trans: 83

**BURKETT SUPERANNUATION FUND
MEMBERS ACCOUNTS
AS AT 30 JUNE 2022**

MEMBER	GEOFFERY BURKETT	MEMBER NO 2	INVESTMENT FLUCTUATION RESERVE	TOTAL
OPENING BALANCE	244,932.81	0.00	0.00	244,932.81
EMPLOYER CONTRIBUTIONS	7,321.68	0.00	0.00	7,321.68
MEMBER CONTRIBUTIONS	0.00	0.00	0.00	0.00
TAX APPLICABLE TO CONTRIBUTIONS	-1,098.25	0.00	0.00	-1,098.25
SURCHARGE ON CONTRIBUTIONS	0.00	0.00	0.00	0.00
BENEFITS TRANSFERRED IN	0.00	0.00	0.00	0.00
SHARE OF PROFIT	-45,884.52	0.00	0.00	-45,884.52
TAX APPLICABLE TO PROFIT	7,404.91	0.00	0.00	7,404.91
LIFE INSURANCE PREMIUMS	0.00	0.00	0.00	0.00
BENEFITS PAID OUT	0.00	0.00	0.00	0.00
TOTAL MEMBERS ACCOUNT	212,676.63	0.00	0.00	212,676.63
REPRESENTED BY				
TAX FREE COMPONENT				
CONTRIBUTIONS SEGMENT	0.00	0.00	0.00	0.00
CRYSTALLISED SEGMENT	0.00	0.00	0.00	0.00
TAXABLE COMPONENT				
TAXED ELEMENT	212,676.63	0.00	0.00	212,676.63
UNTAXED ELEMENT (INSURANCE COMPONENT)	0.00	0.00	0.00	0.00
TOTAL MEMBERS BENEFIT	212,676.63	0.00	0.00	212,676.63
ELIGIBLE SERVICE PERIOD				
DATE OF BIRTH	16/12/1975	23/01/1970		
AGE - 30 JUNE 2022	46	42		
PERIOD START DATE	14/12/1998	01/08/1991		
PRE JUNE 1983 DAYS	0	0		
POST JUNE 1983 DAYS	8,597	7,639		
TOTAL SERVICE DAYS - 30/06/22	8,597	7,639		
MEMBERS RBL LIMIT - LUMP SUM	648,946.00	648,946.00		
EXCESS BENEFITS	0.00	0.00		
MEMBERS RBL LIMIT - PENSION	1,297,886.00	1,297,886.00		
EXCESS BENEFITS	0.00	0.00		

KEY NOTES & FORMULAS

CONTRIBUTIONS SEGMENT			
OPENING BALANCE - 01/07/2021		0.00	0.00
EXTERNAL FUND TRANSFERS		0.00	0.00
MEMBERS CONTRIBUTIONS		0.00	0.00
LESS: BENEFITS PAID/ TRANSFERS OUT		0.00	0.00
CRYSTALLISED SEGMENT			
UNDEDUCTED CONTRIBUTIONS - PRE 17/07		0.00	0.00
PRE JULY 1983 COMPONENT - PRE 17/07		0.00	0.00
EXTERNAL FUND TRANSFERS		0.00	0.00
CGT EXEMPT COMPONENT		0.00	0.00
CONCESSIONAL COMPONENT		0.00	0.00
POST JUNE 1994 INVALIDITY COMPONENT		0.00	0.00
LESS: BENEFITS PAID/ TRANSFERS OUT		0.00	0.00
		0.00	0.00
TAXABLE COMPONENT (TAXED ELEMENT)			
MEMBERS ACCOUNT BALANCE - 30/06/22		212,676.63	0.00
LESS: CONTRIBUTIONS SEGMENT		0.00	0.00
LESS: CRYSTALLISED SEGMENT		0.00	0.00
		212,676.63	0.00
NOTES			

The following link should be used to verify the calculation of the crystallised segment as at 30 June 2007
<http://calculators.at.gov.au/scripts/axos/axos.asp?CONTEXT=&KBS=SCC.xr4&go=ok>

**BURKETT SUPERANNUATION FUND
MEMBERS ACCOUNTS
AS AT 30 JUNE 2022**

EARNINGS RATE	2022	2021	2020	2019	2018	2017	2016	2015
OPENING BALANCE OF FUND	244,932.81	180,891.08	200,419.38	218,020.06	179,434.92	172,902.59	167,181.57	160,548.90
NET FUND EARNINGS								
EARNINGS FOR YEAR	-45,884.52	48,020.93	-38,391.83	-34,061.48	37,673.01	1,750.02	-1,381.23	3,031.21
TAX APPLICABLE TO EARNINGS	7,404.91	732.28	1,011.29	1,064.68	-2,534.49	1,114.00	1,583.72	1,380.75
NET FUND EARNINGS	-38,479.61	48,753.21	-37,380.54	-32,996.80	35,138.52	2,864.02	202.49	4,411.96
AVERAGE EARNING RATE	-15.71%	26.95%	-18.65%	-15.13%	19.58%	1.66%	0.12%	2.75%
AVERAGE 5 YEAR RATE	-0.59%	2.88%	-2.49%	1.79%	5.90%	2.78%	2.13%	2.61%

**BURKETT SUPERANNUATION FUND
MEMBERS ACCOUNTS
AS AT 30 JUNE 2022**

EMPLOYERS CONTRIBUTIONS	GEOFFERY BURKETT	MEMBER NO 2	TOTAL
JULY 2021	1,363.64	0.00	1,363.64
AUGUST 2021	1,363.64	0.00	1,363.64
SEPTEMBER 2021	4,594.40	0.00	4,594.40
OCTOBER 2021	0.00	0.00	0.00
NOVEMBER 2021	0.00	0.00	0.00
DECEMBER 2021	0.00	0.00	0.00
JANUARY 2022	0.00	0.00	0.00
FEBRUARY 2022	0.00	0.00	0.00
MARCH 2022	0.00	0.00	0.00
APRIL 2022	0.00	0.00	0.00
MAY 2022	0.00	0.00	0.00
JUNE 2022	0.00	0.00	0.00
TOTAL EMPLOYER CONTRIBUTIONS	7,321.68	0.00	7,321.68

**BURKETT SUPERANNUATION FUND
INCOME TAX EXPENSE CALCULATION WORKSHEET
FOR THE YEAR ENDED 30 JUNE 2022**

DESCRIPTION	INCOME TAX EXPENSE	PROVISION FOR TAX	FUTURE INCOME TAX BENEFIT		PROVISION FOR DEFERRED TAX				
			OPENING BALANCE	MOVEMENT	CLOSING BALANCE	OPENING BALANCE	MOVEMENT	CLOSING BALANCE	
ACCRUED BENEFITS FROM OPERATIONS	-38,563.00	38,563.00							
PERMANENT DIFFERENCES									
PENALTIES & FINES	0.00	0.00							
IMPUTATION CREDITS	2,245.00	-2,245.00							
FOREIGN TAX CREDITS	64.00	-64.00							
WITHHOLDING TAX	0.00	0.00							
NON ASSESSABLE PORTION OF TRUST DISTRIBUTIONS	0.00	0.00							
NON ASSESSABLE TRUST CAPITAL GAINS	-8,448.00	8,448.00							
NON ASSESSABLE PORTION OF REALISED CAPITAL GAINS	283.00	-283.00							
NON ASSESSABLE PORTION OF UNREALISED CAPITAL GAINS	0.00	0.00							
MEMBER CONTRIBUTIONS	0.00	0.00							
1/3 DISCOUNT ON UNREALISED CAPITAL GAINS	17,768.00	-17,768.00							
TIMING DIFFERENCES									
TAX DEFERRED TRUST DISTRIBUTIONS		547.00							
UNREALISED CAPITAL GAINS		-53,851.00					-2,905.00	35,536.00	32,631.00
CAPITAL LOSSES									
OPENING BALANCE		0.00							
CLOSING BALANCE		0.00					0.00	0.00	0.00
less PERMANENT DIFFERENCE DISC ON UNREALISED CAP GAINS		17,768.00							
TOTAL ASSESSABLE INCOME	-26,651.00	-8,885.00	0.00	0.00	0.00	0.00	-2,905.00	35,536.00	32,631.00
TAX PAYABLE AT 15%	-3,997.65	-1,332.75	0.00	0.00	0.00	0.00	-435.75	5,330.40	4,894.65
IMPUTATION CREDITS	-2,245.18	2,245.18							
FOREIGN TAX CREDITS	-63.83	63.83							
TFN TAX	0.00	0.00							
TOTAL TAX PAYABLE	-6,306.66	976.26	0.00	0.00	0.00	0.00	-435.75	5,330.40	4,894.65

MANAGED FUND TAX ADJUSTMENTS	IMPUTATION CREDITS	FOREIGN TAX CREDITS	TAX FREE INCOME	TAX DEF INCOME	DISCOUNT CAP GAINS	TFN TAX
B/FWD PREVIOUS YEAR	0.00	0.00	0.00	0.00	0.00	0.00
NETWEALTH MANAGED PORTFOLIO	2,245.18	63.83	0.00	546.80	8,447.70	0.00
HOTELS INVESTMENT TRUST NO 2	0.00	0.00	0.00	0.00	0.00	0.00
CHALLENGER MANAGED FUNDS	0.00	0.00	0.00	0.00	0.00	0.00
COLONIAL MANAGED FUNDS - NO 1	0.00	0.00	0.00	0.00	0.00	0.00
COLONIAL MANAGED FUNDS - NO 2	0.00	0.00	0.00	0.00	0.00	0.00
CREDIT SUISSE MANAGED FUNDS	0.00	0.00	0.00	0.00	0.00	0.00
ING MANAGED FUNDS	0.00	0.00	0.00	0.00	0.00	0.00
MACQUARIE MANAGED FUNDS	0.00	0.00	0.00	0.00	0.00	0.00
PERPETUAL MANAGED FUNDS	0.00	0.00	0.00	0.00	0.00	0.00
C/FWD END OF YEAR	0.00	0.00	0.00	0.00	0.00	0.00
TOTALS	2,245.18	63.83	0.00	546.80	8,447.70	0.00



Australian Government
Australian Taxation Office

Agent STIRLING WARTON TAYLOR PTY
LIMITED
Client BURKETT SUPERANNUATION
FUND
ABN 50 857 067 983
TFN 853 220 491

Income tax 551

Date generated	25/08/2022
Overdue	\$0.00
Not yet due	\$0.00
Balance	\$0.00

Transactions

4 results found - from **01 July 2021** to **25 August 2022** sorted by **processed date** ordered **newest to oldest**

Processed date	Effective date	Description	Debit (DR)	Credit (CR)	Balance
3 Jun 2022	3 Jun 2022	General interest charge			\$0.00
3 Jun 2022	2 Jun 2022	Payment received		\$207.91	\$0.00
1 Jun 2022	1 Jun 2022	General interest charge			\$207.91 DR
22 Oct 2021	16 May 2022	Tax return Self Man Superfund - Income Tax for the period from 01 Jul 20 to 30 Jun 21	\$207.91		\$207.91 DR



Australian Government
Australian Taxation Office

Agent STIRLING WARTON TAYLOR PTY LIMITED
Client BURKETT SUPERANNUATION FUND
ABN 50 857 067 983
TFN 853 220 491

Activity statement 001

Date generated	25/08/2022
Overdue	\$0.00
Not yet due	\$0.00
Balance	\$0.00

Transactions

15 results found - from **01 July 2021** to **25 August 2022** sorted by **processed date** ordered **newest to oldest**

Processed date	Effective date	Description	Debit (DR)	Credit (CR)	Balance
2 Aug 2022	2 Aug 2022	General interest charge			\$0.00
31 Jul 2022	28 Jul 2022	Original Activity Statement for the period ending 30 Jun 22 - PAYG Instalments	\$521.00		\$0.00
29 Jul 2022	28 Jul 2022	Payment received		\$521.00	\$521.00 CR
2 May 2022	2 May 2022	Payment received		\$521.00	\$0.00
2 May 2022	2 May 2022	General interest charge			\$521.00 DR
1 May 2022	28 Apr 2022	Original Activity Statement for the period ending 31 Mar 22 - PAYG Instalments	\$521.00		\$521.00 DR
7 Mar 2022	7 Mar 2022	General interest charge			\$0.00
7 Mar 2022	28 Feb 2022	Original Activity Statement for the period ending 31 Dec 21 - PAYG Instalments	\$508.00		\$0.00
25 Feb 2022	24 Feb 2022	Payment received		\$508.00	\$508.00 CR
2 Nov 2021	2 Nov 2021	General interest charge			\$0.00
31 Oct 2021	28 Oct 2021	Original Activity Statement for the period ending 30 Sep 21 - PAYG Instalments	\$534.00		\$0.00

Processed date	Effective date	Description	Debit (DR)	Credit (CR)	Balance
29 Oct 2021	28 Oct 2021	Payment received		\$534.00	\$534.00 CR
1 Aug 2021	1 Aug 2021	General interest charge			\$0.00
1 Aug 2021	28 Jul 2021	Original Activity Statement for the period ending 30 Jun 21 - PAYG Instalments	\$534.00		\$0.00
23 Jul 2021	22 Jul 2021	Payment received		\$534.00	\$534.00 CR



Australian Government
Australian Taxation Office

PAYG Instalments report 2022

Tax Agent 72517001
Last Updated 20/08/2022

TFN	Client Name	Quarter 1 (\$)	Quarter 2 (\$)	Quarter 3 (\$)	Quarter 4 (\$)	Total Instalment (\$)
853220491	BURKETT SUPERANNUATION FUND	534.00	508.00	521.00	521.00	2,084.00

Total No of Clients: 1



Macquarie Cash Management Account

MACQUARIE BANK LIMITED
ABN 46 008 583 542 AFSL 237502

enquiries 1800 806 310
transact@macquarie.com
www.macquarie.com.au

GPO Box 2520
Sydney, NSW 2001



940 162920

ROOSTER HOLDINGS PTY LTD
GPO BOX 7019
SYDNEY NSW 2001

1 Shelley Street
Sydney, NSW 2000

account balance **\$4,124.53**
as at 30 Jun 22

account name ROOSTER HOLDINGS PTY LIMITED ATF
BURKETT SUPERANNUATION FUND
account no. 122770373

transaction	description	debits	credits	balance
31.05.22	OPENING BALANCE			4,331.86
06.06.22	Cheque CHEQUE WITHDRAWAL 000116	207.91		4,123.95
30.06.22	Interest MACQUARIE CMA INTEREST PAID*		0.58	4,124.53
	CLOSING BALANCE AS AT 30 JUN 22	207.91	0.58	4,124.53

* Interest rate for the period 1 June to 16 June: 0.05% pa (16 days); 17 June to 30 June: balances \$0.00 to \$4,999.99 earned 0.25% balances \$5,000.00 and above earned 0.25% pa (14 days)

how to make a transaction

online
Log in to www.macquarie.com.au/personal

by phone
Call 133 275 to make a phone transaction

transfers from another bank account
Transfer funds from another bank to this account:
BSB 182 222
ACCOUNT NO. 122770373

deposits using BPay
From another bank



Bill code: 20206
Ref: 122 770 373

continued on next



Macquarie Cash Management Account

enquiries 1800 806 310

account name ROOSTER HOLDINGS PTY LIMITED ATF
BURKETT SUPERANNUATION FUND
account no. 122770373

Please note the following financial services companies and/or financial advisers have authority on your account.

Name	Authority Type
TAYLOR ROBERT M STIRLING WARTON TAYLOR PTY LTD	Enquiry authority

Authority descriptions

Enquiry authority - you authorise the third party to have access to information about your account.

Please consider carefully who you appoint as a third party authority on your account as we may follow their instructions as if they were yours. It is important that you understand this risk and carefully consider what level of authority you give to them. For more information on third party authority levels search 'Macquarie Help' in your browser to find our Help Centre.

annual interest summary 2021/2022

INTEREST PAID	4.89
TOTAL INCOME PAID	4.89



Macquarie Cash Management Account

MACQUARIE BANK LIMITED
ABN 46 008 583 542 AFSL 237502

enquiries 1800 806 310
transact@macquarie.com
www.macquarie.com.au

GPO Box 2520
Sydney, NSW 2001



940 37411

ROOSTER HOLDINGS PTY LTD
GPO BOX 7019
SYDNEY NSW 2001

1 Shelley Street
Sydney, NSW 2000

account balance **\$4,331.86**
as at 31 May 22

account name ROOSTER HOLDINGS PTY LIMITED ATF
BURKETT SUPERANNUATION FUND
account no. 122770373

transaction	description	debits	credits	balance
29.04.22	OPENING BALANCE			4,852.54
02.05.22	Cheque CHEQUE WITHDRAWAL 000115	521.00		4,331.54
31.05.22	Interest MACQUARIE CMA INTEREST PAID*		0.32	4,331.86
	CLOSING BALANCE AS AT 31 MAY 22	521.00	0.32	4,331.86

* Interest rate for the period 30 April to 31 May: 0.05% pa (32 days)

how to make a transaction

online
Log in to www.macquarie.com.au/personal

by phone
Call 133 275 to make a phone transaction

transfers from another bank account
Transfer funds from another bank to this account:
BSB 182 222
ACCOUNT NO. 122770373

deposits using BPay
From another bank



Bill code: 20206
Ref: 122 770 373

continued on next



Macquarie Cash Management Account

MACQUARIE BANK LIMITED
ABN 46 008 583 542 AFSL 237502

enquiries 1800 806 310
transact@macquarie.com
www.macquarie.com.au

GPO Box 2520
Sydney, NSW 2001



940 37368

ROOSTER HOLDINGS PTY LTD
GPO BOX 7019
SYDNEY NSW 2001

1 Shelley Street
Sydney, NSW 2000

account balance **\$4,852.54**
as at 29 Apr 22

account name ROOSTER HOLDINGS PTY LIMITED ATF
BURKETT SUPERANNUATION FUND
account no. 122770373

transaction	description	debits	credits	balance
31.03.22	OPENING BALANCE			4,852.25
29.04.22	Interest		0.29	4,852.54
	CLOSING BALANCE AS AT 29 APR 22	0.00	0.29	4,852.54

* Interest rate for the period 1 April to 29 April: 0.05% pa (29 days)

how to make a transaction

online
Log in to www.macquarie.com.au/personal

by phone
Call 133 275 to make a phone transaction

transfers from another bank account
Transfer funds from another bank to this account:
BSB 182 222
ACCOUNT NO. 122770373

deposits using BPay
From another bank



Bill code: 20206
Ref: 122 770 373

continued on next



Macquarie Cash Management Account

MACQUARIE BANK LIMITED
ABN 46 008 583 542 AFSL 237502

enquiries 1800 806 310
transact@macquarie.com
www.macquarie.com.au

GPO Box 2520
Sydney, NSW 2001



ROOSTER HOLDINGS PTY LTD
GPO BOX 7019
SYDNEY NSW 2001

1 Shelley Street
Sydney, NSW 2000

account balance **\$4,852.25**
as at 31 Mar 22

account name ROOSTER HOLDINGS PTY LIMITED ATF
BURKETT SUPERANNUATION FUND
account no. 122770373

transaction	description	debits	credits	balance
28.02.22	OPENING BALANCE			4,851.94
31.03.22	Interest		0.31	4,852.25
	CLOSING BALANCE AS AT 31 MAR 22	0.00	0.31	4,852.25

* Interest rate for the period 1 March to 31 March: 0.05% pa (31 days)

how to make a transaction

online
Log in to www.macquarie.com.au/personal

by phone
Call 133 275 to make a phone transaction

transfers from another bank account
Transfer funds from another bank to this account:
BSB 182 222
ACCOUNT NO. 122770373

deposits using BPay
From another bank



Biller code: 20206
Ref: 122 770 373

continued on next



Macquarie Cash Management Account

MACQUARIE BANK LIMITED
ABN 46 008 583 542 AFSL 237502

enquiries 1800 806 310
transact@macquarie.com
www.macquarie.com.au

GPO Box 2520
Sydney, NSW 2001



940 37560

ROOSTER HOLDINGS PTY LTD
GPO BOX 7019
SYDNEY NSW 2001

1 Shelley Street
Sydney, NSW 2000

account balance **\$4,851.94**
as at 28 Feb 22

account name ROOSTER HOLDINGS PTY LIMITED ATF
BURKETT SUPERANNUATION FUND
account no. 122770373

transaction	description	debits	credits	balance
31.01.22	OPENING BALANCE			5,359.70
24.02.22	Cheque CHEQUE WITHDRAWAL 000114	508.00		4,851.70
28.02.22	Interest MACQUARIE CMA INTEREST PAID*		0.24	4,851.94
	CLOSING BALANCE AS AT 28 FEB 22	508.00	0.24	4,851.94

* Interest rate for the period 1 February to 28 February: 0.05% pa (28 days)

how to make a transaction

online
Log in to www.macquarie.com.au/personal

by phone
Call 133 275 to make a phone transaction

transfers from another bank account
Transfer funds from another bank to this account:
BSB 182 222
ACCOUNT NO. 122770373

deposits using BPay
From another bank



Bill code: 20206
Ref: 122 770 373

continued on next



Macquarie Cash Management Account

MACQUARIE BANK LIMITED
ABN 46 008 583 542 AFSL 237502

enquiries 1800 806 310
transact@macquarie.com
www.macquarie.com.au

GPO Box 2520
Sydney, NSW 2001



ROOSTER HOLDINGS PTY LTD
GPO BOX 7019
SYDNEY NSW 2001

1 Shelley Street
Sydney, NSW 2000

account balance **\$5,359.70**
as at 31 Jan 22

account name ROOSTER HOLDINGS PTY LIMITED ATF
BURKETT SUPERANNUATION FUND
account no. 122770373

transaction	description	debits	credits	balance
31.12.21	OPENING BALANCE			5,359.45
31.01.22	Interest		0.25	5,359.70
	CLOSING BALANCE AS AT 31 JAN 22	0.00	0.25	5,359.70

* Interest rate for the period 1 January to 31 January: 0.05% pa (31 days)

how to make a transaction

online
Log in to www.macquarie.com.au/personal

by phone
Call 133 275 to make a phone transaction


transfers from another bank account
Transfer funds from another bank to this account:
BSB 182 222
ACCOUNT NO. 122770373

deposits using BPay
From another bank



Biller code: 20206
Ref: 122 770 373

continued on next



MACQUARIE

Macquarie Cash Management Account

MACQUARIE BANK LIMITED
ABN 46 008 583 542 AFSL 237502

enquiries 1800 806 310
transact@macquarie.com
www.macquarie.com.au

GPO Box 2520
Sydney, NSW 2001

1 Shelley Street
Sydney, NSW 2000



ROOSTER HOLDINGS PTY LTD
GPO BOX 7019
SYDNEY NSW 2001

account balance **\$5,359.45**
as at 31 Dec 21

account name ROOSTER HOLDINGS PTY LIMITED ATF
BURKETT SUPERANNUATION FUND
account no. 122770373

transaction	description	debits	credits	balance
30.11.21	OPENING BALANCE			5,359.18
31.12.21	Interest		0.27	5,359.45
	CLOSING BALANCE AS AT 31 DEC 21	0.00	0.27	5,359.45

* Interest rate for the period 1 December to 31 December: 0.05%pa (31 days)

how to make a transaction

online
Log in to www.macquarie.com.au/personal

by phone
Call 133 275 to make a phone transaction

transfers from another bank account
Transfer funds from another bank to this account:
BSB 182 222
ACCOUNT NO. 122770373

deposits using BPay
From another bank



Biller code: 20206
Ref: 122 770 373

continued on next



Macquarie Cash Management Account

MACQUARIE BANK LIMITED
ABN 46 008 583 542 AFSL 237502

enquiries 1800 806 310
transact@macquarie.com
www.macquarie.com.au

GPO Box 2520
Sydney, NSW 2001



ROOSTER HOLDINGS PTY LTD
GPO BOX 7019
SYDNEY NSW 2001

1 Shelley Street
Sydney, NSW 2000

account balance \$5,359.18
as at 30 Nov 21

account name ROOSTER HOLDINGS PTY LIMITED ATF
BURKETT SUPERANNUATION FUND
account no. 122770373

transaction	description	debits	credits	balance
31.10.21	OPENING BALANCE			5,633.76
17.11.21	Cheque CHEQUE WITHDRAWAL 000113	275.00		5,358.76
30.11.21	Interest MACQUARIE CMA INTEREST PAID*		0.42	5,359.18
	CLOSING BALANCE AS AT 30 NOV 21	275.00	0.42	5,359.18

* Interest rate for the period 1 November to 14 November: 0.12%pa (14 days); 15 November to 30 November: 0.05%pa (16 days)

how to make a transaction

online
Log in to www.macquarie.com.au/personal

by phone
Call 133 275 to make a phone transaction

transfers from another bank account
Transfer funds from another bank to this account:
BSB 182 222
ACCOUNT NO. 122770373

deposits using BPay
From another bank

	Billers code: 20206
	Ref: 122 770 373

continued on next



Macquarie Cash Management Account

MACQUARIE BANK LIMITED
ABN 46 008 583 542 AFSL 237502

enquiries 1800 806 310
transact@macquarie.com
www.macquarie.com.au

GPO Box 2520
Sydney, NSW 2001



016 18169

ROOSTER HOLDINGS PTY LTD
GPO BOX 7019
SYDNEY NSW 2001

1 Shelley Street
Sydney, NSW 2000

account balance **\$5,633.76**
as at 31 Oct 21

account name ROOSTER HOLDINGS PTY LIMITED ATF
BURKETT SUPERANNUATION FUND
account no. 122770373

transaction	description	debits	credits	balance
30.09.21	OPENING BALANCE			9,336.07
08.10.21	Cheque CHEQUE WITHDRAWAL 000110	2,750.00		6,586.07
28.10.21	Cheque CHEQUE WITHDRAWAL 000111	363.00		6,223.07
28.10.21	Cheque CHEQUE WITHDRAWAL 000112	56.00		6,167.07
28.10.21	Cheque CHEQUE WITHDRAWAL 000109	534.00		5,633.07
29.10.21	Interest MACQUARIE CMA INTEREST PAID*		0.69	5,633.76
	CLOSING BALANCE AS AT 31 OCT 21	3,703.00	0.69	5,633.76

* Interest rate for the period 1 October to 31 October: 0.12%pa (31 days)

how to make a transaction

online
Log in to www.macquarie.com.au/personal

by phone
Call 133 275 to make a phone transaction


transfers from another bank account
Transfer funds from another bank to this account:
BSB 182 222
ACCOUNT NO. 122770373

deposits using BPay
From another bank



Bill code: 20206
Ref: 122 770 373

continued on next



MACQUARIE

Macquarie Cash Management Account

MACQUARIE BANK LIMITED
ABN 46 008 583 542 AFSL 237502enquiries 1800 806 310
transact@macquarie.com
www.macquarie.com.auGPO Box 2520
Sydney, NSW 2001

016 23397

ROOSTER HOLDINGS PTY LTD
GPO BOX 7019
SYDNEY NSW 20011 Shelley Street
Sydney, NSW 2000account balance **\$9,336.07**
as at 30 Sep 21account name ROOSTER HOLDINGS PTY LIMITED ATF
BURKETT SUPERANNUATION FUND
account no. 122770373

transaction	description	debits	credits	balance
31.08.21	OPENING BALANCE			5,621.07
22.09.21	Cheque CHEQUE WITHDRAWAL 000108	880.00		4,741.07
30.09.21	Interest MACQUARIE CMA INTEREST PAID*		0.60	4,741.67
30.09.21	Deposit SuperChoice P/L PC270921-172746846		4,594.40	9,336.07
	CLOSING BALANCE AS AT 30 SEP 21	880.00	4,595.00	9,336.07

* Interest rate for the period 1 September to 30 September: 0.12%pa (30 days)

how to make a transaction

online

Log in to www.macquarie.com.au/personal

by phone

Call 133 275 to make a phone transaction

transfers from another bank account

Transfer funds from another bank to this account:

BSB 182 222

ACCOUNT NO. 122770373

deposits using BPay

From another bank



Biller code: 20206

Ref: 122 770 373

continued on next



Macquarie Cash Management Account

MACQUARIE BANK LIMITED
ABN 46 008 583 542 AFSL 237502

enquiries 1800 806 310
transact@macquarie.com
www.macquarie.com.au

GPO Box 2520
Sydney, NSW 2001



ROOSTER HOLDINGS PTY LTD
GPO BOX 7019
SYDNEY NSW 2001

1 Shelley Street
Sydney, NSW 2000

account balance \$5,621.07
as at 31 Aug 21

account name ROOSTER HOLDINGS PTY LIMITED ATF
BURKETT SUPERANNUATION FUND
account no. 122770373

transaction	description	debits	credits	balance
31.07.21	OPENING BALANCE			2,893.43
02.08.21	Deposit SuperChoice P/L PC280721-159983157		1,363.64	4,257.07
31.08.21	Interest MACQUARIE CMA INTEREST PAID*		0.36	4,257.43
31.08.21	Deposit SuperChoice P/L PC270821-114901455		1,363.64	5,621.07
	CLOSING BALANCE AS AT 31 AUG 21	0.00	2,727.64	5,621.07

* Interest rate for the period 1 August to 31 August: 0.12%pa (31 days)

how to make a transaction

online
Log in to www.macquarie.com.au/personal

by phone
Call 133 275 to make a phone transaction

transfers from another bank account
Transfer funds from another bank to this account:
BSB 182 222
ACCOUNT NO. 122770373

deposits using BPay
From another bank



Billers code: 20206
Ref: 122 770 373

continued on next



Macquarie Cash Management Account

MACQUARIE BANK LIMITED
ABN 46 008 583 542 AFSL 237502

enquiries 1800 806 310
transact@macquarie.com
www.macquarie.com.au

GPO Box 2520
Sydney, NSW 2001

1 Shelley Street
Sydney, NSW 2000



ROOSTER HOLDINGS PTY LTD
GPO BOX 7019
SYDNEY NSW 2001

account balance **\$2,893.43**
as at 31 Jul 21

account name ROOSTER HOLDINGS PTY LIMITED ATF
BURKETT SUPERANNUATION FUND
account no. 122770373

transaction	description	debits	credits	balance
30.06.21	OPENING BALANCE			13,426.87
09.07.21	Direct debit NETWEALTH INVEST CASE1585763	10,000.00		3,426.87
26.07.21	Cheque CHEQUE WITHDRAWAL 000107	534.00		2,892.87
30.07.21	Interest MACQUARIE CMA INTEREST PAID*		0.56	2,893.43
	CLOSING BALANCE AS AT 31 JUL 21	10,534.00	0.56	2,893.43

* Interest rate for the period 1 July to 31 July: 0.12%pa (31 days)

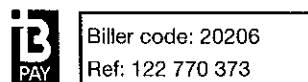
how to make a transaction

online
Log in to www.macquarie.com.au/personal

by phone
Call 133 275 to make a phone transaction

transfers from another bank account
Transfer funds from another bank to this account:
BSB 182 222
ACCOUNT NO. 122770373

deposits using BPay
From another bank



continued on next