

From First to Last by Account  
Options: Not summarised, Excluding NIL Balances  
Client Code: JUD102 From 01/07/2020 To 30/06/2021

Last Year	Account	Description	Debit	Credit
	<b>196</b>	<b>Managed fund distributions</b>		
(6242.89)	19603	Colonial diversified fund		10164.73
(864.83)	19610	Colonial future leaders fund		743.46
(1826.42)	19625	ING tax effective investment trust		1589.34
(263.70)	19628	APN Property for Income Fund		95.75
	<b>198</b>	<b>Dividends received</b>		
(55116.04)	19801	Franked dividends		49966.72
(6092.24)	19802	Unfranked dividends		5665.24
	<b>199</b>	<b>Interest received</b>		
(11.73)	19902	St George - CMT account		5.94
(216.87)	19906	ING Direct		39.73
(9551.76)	19907	St George term deposits		5040.12
	<b>204</b>	<b>Movement in net market values</b>		
380673.20	20402	Shares in listed companies		423561.59
29100.55	20408	Managed funds		35837.34
(14346.03)	20432	Shares in listed companies		38791.95
3190.00	300	Accountancy fees	3432.00	
0.80	309	Bank charges	-	
526.00	364	Filing fees	532.00	
306.00	469	Withholding tax	-	
	<b>550</b>	<b>SUPERANNUATION FUND</b>		
319264.04	55002	Profit Earned This Year	-	
(319264.04)	55003	Distribution to members	567537.91	
	<b>551</b>	<b>WARWICK JUDGE</b>		
(1587509.74)	55101	Balance at Beginning of Year		1418586.23
185969.51	55102	Allocated earnings		333265.94
(38571.05)	55105	Income tax expense on earnings	13535.56	
(35558.77)	55107	Contributions from employer		5892.34
5333.82	55110	Income tax expense on contributions	883.85	
3750.00	55113	Contributions surcharge	6426.32	
48000.00	55115	Benefits paid during year	50000.00	
	<b>552</b>	<b>JEAN JUDGE</b>		
(1137854.91)	55201	Balance at Beginning of Year		997206.36
133294.53	55202	Allocated earnings		234271.97
(27645.98)	55205	Income tax expense on earnings	9514.93	
35000.00	55215	Benefits paid during year	30000.00	
10.23	660	Sundry debtors	10.13	
42119.96	681	St George- CMT	75985.84	
13525.36	682	ING Direct	33565.09	
480000.00	687	Term Deposit 3342	485040.12	
	<b>795</b>	<b>Shares in listed companies</b>		
-	79503	AGL Energy Limited	16400.00	
17875.00	79505	Alumina Ltd	-	
33390.00	79506	APA Group	44500.00	
76779.00	79507	Brickworks Investment Company Limited	93218.00	

From First to Last by Account  
Options: Not summarised, Excluding NIL Balances  
From 01/07/2020 To 30/06/2021

Client Code: JUD102

Last Year	Account	Description	Debit	Credit
159458.00	79511	Commonwealth Bank of Australia Limited	229401.00	
42187.00	79515	Coles Group Limited	51219.00	
152110.00	79518	CSL Ltd	151151.00	
12502.00	79520	Dickerdata Ltd	44284.00	
12270.00	79548	Milton Corp Ltd	20160.00	
9766.00	79550	National Australia Bank Limited	-	
29676.00	79552	Nasdaq ETFs	38532.00	
16552.00	79553	RWC Corp Ltd	-	
27500.00	79555	Sydney Airports Ltd	28082.00	
68355.00	79556	Soul WH Pattinson Ltd	118055.00	
-	79557	SmartGroup Ltd	7380.00	
7022.00	79560	Scentre Ltd	8867.00	
22646.00	79562	Tabcorp Holdings Ltd	-	
12833.00	79570	Telstra Corporation Limited	15416.00	
-	79571	S&P 500 Yield max ETF	20490.00	
-	79572	Treasury Wines Ltd	23360.00	
57806.00	79573	Transurban Ltd	58215.00	
20020.00	79575	WAM Capital Ltd	39420.00	
574633.00	79580	Westpac Banking Corporation	731275.00	
110147.00	79582	Wesfarmers Limited	145209.00	
	<b>796</b>	<b>Managed funds</b>		
76552.71	79603	Colonial diversified fund	81053.12	
3902.47	79607	APN Property for Income Fund	-	
74682.16	79610	Colonial future leaders fund	91282.21	
58136.74	79625	ING tax effective income trust	68023.51	
197562.30	79630	Hotels Investment Trust No 2	197562.30	
20133.46	904	Provision for income tax	21820.16	
(14359.80)	944	Provision for deferred tax liability		60114.30
	<b>999</b>	<b>Jobstream Selection Account</b>		
22.00	99901	Jobstream Selection Account	22.00	
(22.00)	99999	Clearing balance		22.00
<hr/>			<hr/>	<hr/>
319264.04		Total	3620861.05	3620861.05

NET PROFIT THIS YEAR 567537.91  
NET LOSS LAST YEAR 319264.04

No. of Accounts: 66  
No. of Entries: 134

Client Code: JUD102  
From First to Last by Account  
From 01/07/2020 To 30/06/2021

Date	Type	Gp	Ref.	Debit	Credit	Balance
<b>196</b>	<b>Managed fund distributions</b>					
<b>19603</b>	<b>Colonial diversified fund</b>					
	LY Closing Balance					(6242.89)
30/06/2021	Jnl		1		2201.61	(2201.61)
	sgb cash receipts & pmts for the year					
30/06/2021	Jnl		1		1455.30	(3656.91)
	sgb cash receipts & pmts for the year					
30/06/2021	Jnl		1		261.21	(3918.12)
	sgb cash receipts & pmts for the year					
30/06/2021	Jnl		7		6246.61	(10164.73)
	col div fund june income					
	Closing Balance			0.00	10164.73	(10164.73)
<b>19610</b>	<b>Colonial future leaders fund</b>					
	LY Closing Balance					(864.83)
30/06/2021	Jnl		3		743.46	(743.46)
	divs reinvested during the year					
	Closing Balance			0.00	743.46	(743.46)
<b>19625</b>	<b>ING tax effective investment trust</b>					
	LY Closing Balance					(1826.42)
30/06/2021	Jnl		1		147.64	(147.64)
	sgb cash receipts & pmts for the year					
30/06/2021	Jnl		1		533.28	(680.92)
	sgb cash receipts & pmts for the year					
30/06/2021	Jnl		1		19.14	(700.06)
	sgb cash receipts & pmts for the year					
30/06/2021	Jnl		3		503.96	(1204.02)
	divs reinvested during the year					
30/06/2021	Jnl		8		385.32	(1589.34)
	ing tax eff fund june income					
	Closing Balance			0.00	1589.34	(1589.34)
<b>19628</b>	<b>APN Property for Income Fund</b>					
	LY Closing Balance					(263.70)
30/06/2021	Jnl		1		95.75	(95.75)
	sgb cash receipts & pmts for the year					
	Closing Balance			0.00	95.75	(95.75)
<b>198</b>	<b>Dividends received</b>					
<b>19801</b>	<b>Franked dividends</b>					
	LY Closing Balance					(55116.04)
30/06/2021	Jnl		1		46590.36	(46590.36)
	sgb cash receipts & pmts for the year					
30/06/2021	Jnl		3		3060.09	(49650.45)
	divs reinvested during the year					
30/06/2021	Jnl		3		316.27	(49966.72)
	divs reinvested during the year					

Client Code: JUD102      From First to Last by Account  
From 01/07/2020 To 30/06/2021

Date	Type Gp	Ref.	Debit	Credit	Balance
<b>19801</b>	<b>Franked dividends : Continued</b>				
Closing Balance			0.00	49966.72	(49966.72)
<b>19802</b>	<b>Unfranked dividends</b>				
LY Closing Balance					(6092.24)
30/06/2021	Jnl	1		5665.24	(5665.24)
			sgb cash receipts & pmts for the year		
Closing Balance			0.00	5665.24	(5665.24)
<b>199</b>	<b>Interest received</b>				
<b>19902</b>	<b>St George - CMT account</b>				
LY Closing Balance					(11.73)
30/06/2021	Jnl	1		5.94	(5.94)
			sgb cash receipts & pmts for the year		
Closing Balance			0.00	5.94	(5.94)
<b>19906</b>	<b>ING Direct</b>				
LY Closing Balance					(216.87)
30/06/2021	Jnl	6		39.73	(39.73)
			ing interest earned for the year		
Closing Balance			0.00	39.73	(39.73)
<b>19907</b>	<b>St George term deposits</b>				
LY Closing Balance					(9551.76)
30/06/2021	Jnl	1		5040.12	(5040.12)
			int reinvested on td for 12 mths		
Closing Balance			0.00	5040.12	(5040.12)
<b>204</b>	<b>Movement in net market values</b>				
<b>20402</b>	<b>Shares in listed companies</b>				
LY Closing Balance					380673.20
30/06/2021	Jnl	5		423561.59	(423561.59)
			revaluation of equities to market value at year end		
Closing Balance			0.00	423561.59	(423561.59)
<b>20408</b>	<b>Managed funds</b>				
LY Closing Balance					29100.55
30/06/2021	Jnl	9		35837.34	(35837.34)
			revaluation of managed funds to market value at year end		
Closing Balance			0.00	35837.34	(35837.34)

Client Code: JUD102 From First to Last by Account  
From 01/07/2020 To 30/06/2021

Date	Type Gp	Ref.	Debit	Credit	Balance
<b>20432 Shares in listed companies</b>					
LY Closing Balance					(14346.03)
30/06/2021	Jnl	1		1346.16	(1346.16)
sgb cash receipts & pmts for the year					
30/06/2021	Jnl	1		850.05	(2196.21)
sgb cash receipts & pmts for the year					
30/06/2021	Jnl	2		42141.60	(44337.81)
profit on disposal of investments during the year					
30/06/2021	Jnl	4	5545.86		(38791.95)
profit on disposal of APN investment					
Closing Balance			5545.86	44337.81	(38791.95)
<b>300 Accountancy fees</b>					
LY Closing Balance					3190.00
30/06/2021	Jnl	1	3080.00		3080.00
sgb cash receipts & pmts for the year					
30/06/2021	Jnl	1	352.00		3432.00
sgb cash receipts & pmts for the year					
Closing Balance			3432.00	0.00	3432.00
<b>364 Filing fees</b>					
LY Closing Balance					526.00
30/06/2021	Jnl	1	273.00		273.00
sgb cash receipts & pmts for the year					
30/06/2021	Jnl	1	259.00		532.00
sgb cash receipts & pmts for the year					
Closing Balance			532.00	0.00	532.00
<b>550 SUPERANNUATION FUND</b>					
<b>55001 Unallocated Benefits Brought Forward</b>					
Opening Balance					0.00
01/07/2020	Jnl		319264.04		319264.04
Year end balance forward					
01/07/2020	Jnl			319264.04	0.00
Year end balance forward					
Closing Balance			319264.04	319264.04	0.00
<b>55002 Profit Earned This Year</b>					
Opening Balance					319264.04
01/07/2020	Jnl			319264.04	0.00
Year end balance forward : Profit distribution					
Closing Balance			0.00	319264.04	0.00

Client Code: JUD102  
From First to Last by Account  
From 01/07/2020 To 30/06/2021

Date	Type Gp	Ref.	Debit	Credit	Balance
<b>55003 Distribution to members</b>					
					Opening Balance (319264.04)
01/07/2020	Jnl		319264.04		0.00
					Year end balance forward
30/06/2021	Jnl	10	567537.91		567537.91
					allocation of net earnings to members for the year
			Closing Balance 886801.95	0.00	567537.91
<b>551 WARWICK JUDGE</b>					
<b>55101 Balance at Beginning of Year</b>					
					Opening Balance (1587509.74)
01/07/2020	Jnl		185969.51		(1401540.23)
					Year end balance forward
01/07/2020	Jnl			38571.05	(1440111.28)
					Year end balance forward
01/07/2020	Jnl			35558.77	(1475670.05)
					Year end balance forward
01/07/2020	Jnl		5333.82		(1470336.23)
					Year end balance forward
01/07/2020	Jnl		3750.00		(1466586.23)
					Year end balance forward
01/07/2020	Jnl		48000.00		(1418586.23)
					Year end balance forward
			Closing Balance 243053.33	74129.82	(1418586.23)
<b>55102 Allocated earnings</b>					
					Opening Balance 185969.51
01/07/2020	Jnl			185969.51	0.00
					Year end balance forward
30/06/2021	Jnl	10		333265.94	(333265.94)
					allocation of net earnings to members for the year
			Closing Balance 0.00	519235.45	(333265.94)
<b>55105 Income tax expense on earnings</b>					
					Opening Balance (38571.05)
01/07/2020	Jnl		38571.05		0.00
					Year end balance forward
30/06/2021	Jnl	11	13535.56		13535.56
					tax expense for the year
			Closing Balance 52106.61	0.00	13535.56
<b>55107 Contributions from employer</b>					
					Opening Balance (35558.77)
01/07/2020	Jnl		35558.77		0.00
					Year end balance forward
30/06/2021	Jnl	1	352.22		352.22
					sgb cash receipts & pmts for the year

Client Code: JUD102  
From First to Last by Account  
From 01/07/2020 To 30/06/2021

Date	Type Gp	Ref.	Debit	Credit	Balance
<b>55107</b>	<b>Contributions from employer : Continued</b>				
30/06/2021	Jnl	1		703.07	(350.85)
	sgb cash receipts & pmts for the year				
30/06/2021	Jnl	1		362.78	(713.63)
	sgb cash receipts & pmts for the year				
30/06/2021	Jnl	1		793.68	(1507.31)
	sgb cash receipts & pmts for the year				
30/06/2021	Jnl	1		415.32	(1922.63)
	sgb cash receipts & pmts for the year				
30/06/2021	Jnl	1		1097.47	(3020.10)
	sgb cash receipts & pmts for the year				
30/06/2021	Jnl	1		429.78	(3449.88)
	sgb cash receipts & pmts for the year				
30/06/2021	Jnl	1		147.89	(3597.77)
	sgb cash receipts & pmts for the year				
30/06/2021	Jnl	1		756.25	(4354.02)
	sgb cash receipts & pmts for the year				
30/06/2021	Jnl	1		1538.32	(5892.34)
	sgb cash receipts & pmts for the year				
Closing Balance			35910.99	6244.56	(5892.34)
<b>55110</b>	<b>Income tax expense on contributions</b>				
Opening Balance					5333.82
01/07/2020	Jnl			5333.82	0.00
	Year end balance forward				
30/06/2021	Jnl	11	883.85		883.85
	tax expense for the year				
Closing Balance			883.85	5333.82	883.85
<b>55113</b>	<b>Contributions surcharge</b>				
Opening Balance					3750.00
01/07/2020	Jnl			3750.00	0.00
	Year end balance forward				
30/06/2021	Jnl	1	1420.35		1420.35
	sgb cash receipts & pmts for the year				
30/06/2021	Jnl	1	5005.97		6426.32
	sgb cash receipts & pmts for the year				
Closing Balance			6426.32	3750.00	6426.32
<b>55115</b>	<b>Benefits paid during year</b>				
Opening Balance					48000.00
01/07/2020	Jnl			48000.00	0.00
	Year end balance forward				
30/06/2021	Jnl	1	50000.00		50000.00
	sgb cash receipts & pmts for the year				
Closing Balance			50000.00	48000.00	50000.00

**552 JEAN JUDGE**

Client Code: JUD102  
From First to Last by Account  
From 01/07/2020 To 30/06/2021

Date	Type Gp	Ref.	Debit	Credit	Balance
<b>55201</b>	<b>Balance at Beginning of Year</b>				
Opening Balance					(1137854.91)
01/07/2020	Jnl		133294.53		(1004560.38)
	Year end balance forward				
01/07/2020	Jnl			27645.98	(1032206.36)
	Year end balance forward				
01/07/2020	Jnl		35000.00		(997206.36)
	Year end balance forward				
Closing Balance			168294.53	27645.98	(997206.36)
<b>55202</b>	<b>Allocated earnings</b>				
Opening Balance					133294.53
01/07/2020	Jnl			133294.53	0.00
	Year end balance forward				
30/06/2021	Jnl	10		234271.97	(234271.97)
	allocation of net earnings to members for the year				
Closing Balance			0.00	367566.50	(234271.97)
<b>55205</b>	<b>Income tax expense on earnings</b>				
Opening Balance					(27645.98)
01/07/2020	Jnl		27645.98		0.00
	Year end balance forward				
30/06/2021	Jnl	11	9514.93		9514.93
	tax expense for the year				
Closing Balance			37160.91	0.00	9514.93
<b>55215</b>	<b>Benefits paid during year</b>				
Opening Balance					35000.00
01/07/2020	Jnl			35000.00	0.00
	Year end balance forward				
30/06/2021	Jnl	1	30000.00		30000.00
	sgb cash receipts & pmts for the year				
Closing Balance			30000.00	35000.00	30000.00
<b>660</b>	<b>Sundry debtors</b>				
Opening Balance					10.23
30/06/2021	Jnl	3		0.10	10.13
	divs reinvested during the year				
Closing Balance			0.00	0.10	10.13
<b>681</b>	<b>St George- CMT</b>				
Opening Balance					42119.96
30/06/2021	Jnl	1	27233.95		69353.91
	sgb cash receipts & pmts for the year				
30/06/2021	Jnl	7	6246.61		75600.52
	col div fund june income				
30/06/2021	Jnl	8	385.32		75985.84



Client Code: JUD102 From First to Last by Account  
From 01/07/2020 To 30/06/2021

Date	Type Gp	Ref.	Debit	Credit	Balance
<b>681</b>	<b>St George- CMT : Continued</b>				
	ing tax eff fund june income				
Closing Balance			33865.88	0.00	75985.84
<b>682</b>	<b>ING Direct</b>				
Opening Balance					13525.36
30/06/2021	Jnl	1	40000.00		53525.36
	sgb cash receipts & pmts for the year				
30/06/2021	Jnl	1		20000.00	33525.36
	sgb cash receipts & pmts for the year				
30/06/2021	Jnl	6	39.73		33565.09
	ing interest earned for the year				
Closing Balance			40039.73	20000.00	33565.09
<b>687</b>	<b>Term Deposit 3342</b>				
Opening Balance					480000.00
30/06/2021	Jnl	1	5040.12		485040.12
	int reinvested on td for 12 mths				
Closing Balance			5040.12	0.00	485040.12
<b>795</b>	<b>Shares in listed companies</b>				
<b>79503</b>	<b>AGL Energy Limited</b>				
Opening Balance					0.00
30/06/2021	Jnl	1	24593.55		24593.55
	sgb cash receipts & pmts for the year				
30/06/2021	Jnl	5		8193.55	16400.00
	revaluation of equities to market value at year end				
Closing Balance			24593.55	8193.55	16400.00
<b>79505</b>	<b>Alumina Ltd</b>				
Opening Balance					17875.00
30/06/2021	Jnl	1		20286.91	(2411.91)
	sgb cash receipts & pmts for the year				
30/06/2021	Jnl	2	270.42		(2141.49)
	profit on disposal of investments during the year				
30/06/2021	Jnl	5	2141.49		0.00
	revaluation of equities to market value at year end				
Closing Balance			2411.91	20286.91	0.00
<b>79506</b>	<b>APA Group</b>				
Opening Balance					33390.00
30/06/2021	Jnl	1	18659.90		52049.90
	sgb cash receipts & pmts for the year				
30/06/2021	Jnl	5		7549.90	44500.00
	revaluation of equities to market				

Client Code: JUD102 From First to Last by Account  
From 01/07/2020 To 30/06/2021

Date	Type	Gp	Ref.	Debit	Credit	Balance
<b>79506</b>	<b>APA Group : Continued</b>					
	value at year end					
Closing Balance				18659.90	7549.90	44500.00
<b>79507</b>	<b>Brickworks Investment Company Limited</b>					
Opening Balance						76779.00
30/06/2021	Jnl		3	3060.19		79839.19
	divs reinvested during the year					
30/06/2021	Jnl		5	13378.81		93218.00
	revaluation of equities to market value at year end					
Closing Balance				16439.00	0.00	93218.00
<b>79511</b>	<b>Commonwealth Bank of Australia Limited</b>					
Opening Balance						159458.00
30/06/2021	Jnl		5	69943.00		229401.00
	revaluation of equities to market value at year end					
Closing Balance				69943.00	0.00	229401.00
<b>79515</b>	<b>Coles Group Limited</b>					
Opening Balance						42187.00
30/06/2021	Jnl		1	8777.95		50964.95
	sgb cash receipts & pmts for the year					
30/06/2021	Jnl		5	254.05		51219.00
	revaluation of equities to market value at year end					
Closing Balance				9032.00	0.00	51219.00
<b>79518</b>	<b>CSL Ltd</b>					
Opening Balance						152110.00
30/06/2021	Jnl		5		959.00	151151.00
	revaluation of equities to market value at year end					
Closing Balance				0.00	959.00	151151.00
<b>79520</b>	<b>Dickerdata Ltd</b>					
Opening Balance						12502.00
30/06/2021	Jnl		1	23111.42		35613.42
	sgb cash receipts & pmts for the year					
30/06/2021	Jnl		5	8670.58		44284.00
	revaluation of equities to market value at year end					
Closing Balance				31782.00	0.00	44284.00

Client Code: JUD102  
From First to Last by Account  
From 01/07/2020 To 30/06/2021

Date	Type	Gp	Ref.	Debit	Credit	Balance
<b>79548</b>			<b>Milton Corp Ltd</b>			
			Opening Balance			12270.00
30/06/2021	Jnl		1	1005.95		13275.95
			sgb cash receipts & pmts for the year			
30/06/2021	Jnl		5	6884.05		20160.00
			revaluation of equities to market value at year end			
			Closing Balance	7890.00	0.00	20160.00
<b>79550</b>			<b>National Australia Bank Limited</b>			
			Opening Balance			9766.00
30/06/2021	Jnl		1		14333.43	(4567.43)
			sgb cash receipts & pmts for the year			
30/06/2021	Jnl		2		3092.72	(7660.15)
			profit on disposal of investments during the year			
30/06/2021	Jnl		3	316.27		(7343.88)
			divs reinvested during the year			
30/06/2021	Jnl		5	7343.88		0.00
			revaluation of equities to market value at year end			
			Closing Balance	7660.15	17426.15	0.00
<b>79552</b>			<b>Nasdaq ETFs</b>			
			Opening Balance			29676.00
30/06/2021	Jnl		5	8856.00		38532.00
			revaluation of equities to market value at year end			
			Closing Balance	8856.00	0.00	38532.00
<b>79553</b>			<b>RWC Corp Ltd</b>			
			Opening Balance			16552.00
30/06/2021	Jnl		1		26042.22	(9490.22)
			sgb cash receipts & pmts for the year			
30/06/2021	Jnl		2		1965.75	(11455.97)
			profit on disposal of investments during the year			
30/06/2021	Jnl		5	11455.97		0.00
			revaluation of equities to market value at year end			
			Closing Balance	11455.97	28007.97	0.00
<b>79555</b>			<b>Sydney Airports Ltd</b>			
			Opening Balance			27500.00
30/06/2021	Jnl		5	582.00		28082.00
			revaluation of equities to market value at year end			
			Closing Balance	582.00	0.00	28082.00

Client Code: JUD102  
From First to Last by Account  
From 01/07/2020 To 30/06/2021

Date	Type	Gp	Ref.	Debit	Credit	Balance
<b>79556 Soul WH Pattinson Ltd</b>						
						Opening Balance
						68355.00
30/06/2021	Jnl		5	49700.00		118055.00
						revaluation of equities to market value at year end
				Closing Balance	49700.00	0.00
						118055.00
<b>79557 SmartGroup Ltd</b>						
						Opening Balance
						0.00
30/06/2021	Jnl		1	6329.95		6329.95
						sgb cash receipts & pmts for the year
30/06/2021	Jnl		5	1050.05		7380.00
						revaluation of equities to market value at year end
				Closing Balance	7380.00	0.00
						7380.00
<b>79560 Scentre Ltd</b>						
						Opening Balance
						7022.00
30/06/2021	Jnl		5	1845.00		8867.00
						revaluation of equities to market value at year end
				Closing Balance	1845.00	0.00
						8867.00
<b>79562 Tabcorp Holdings Ltd</b>						
						Opening Balance
						22646.00
30/06/2021	Jnl		1		30056.54	(7410.54)
						sgb cash receipts & pmts for the year
30/06/2021	Jnl		2	794.71		(6615.83)
						profit on disposal of investments during the year
30/06/2021	Jnl		5	6615.83		0.00
						revaluation of equities to market value at year end
				Closing Balance	7410.54	30056.54
						0.00
<b>79570 Telstra Corporation Limited</b>						
						Opening Balance
						12833.00
30/06/2021	Jnl		5	2583.00		15416.00
						revaluation of equities to market value at year end
				Closing Balance	2583.00	0.00
						15416.00
<b>79571 S&amp;P 500 Yield max ETF</b>						
						Opening Balance
						0.00
30/06/2021	Jnl		1	19319.59		19319.59
						sgb cash receipts & pmts for the year
30/06/2021	Jnl		5	1170.41		20490.00
						revaluation of equities to market

Client Code: JUD102 From First to Last by Account  
From 01/07/2020 To 30/06/2021

Date	Type Gp	Ref.	Debit	Credit	Balance
<b>79571</b>	<b>S&amp;P 500 Yield max ETF : Continued</b>				
	value at year end				
Closing Balance			20490.00	0.00	20490.00
<b>79572</b>	<b>Treasury Wines Ltd</b>				
Opening Balance					0.00
30/06/2021	Jnl	1	18814.85		18814.85
	sgb cash receipts & pmts for the year				
30/06/2021	Jnl	5	4545.15		23360.00
	revaluation of equities to market value at year end				
Closing Balance			23360.00	0.00	23360.00
<b>79573</b>	<b>Transurban Ltd</b>				
Opening Balance					57806.00
30/06/2021	Jnl	5	409.00		58215.00
	revaluation of equities to market value at year end				
Closing Balance			409.00	0.00	58215.00
<b>79575</b>	<b>WAM Capital Ltd</b>				
Opening Balance					20020.00
30/06/2021	Jnl	1	15384.12		35404.12
	sgb cash receipts & pmts for the year				
30/06/2021	Jnl	5	4015.88		39420.00
	revaluation of equities to market value at year end				
Closing Balance			19400.00	0.00	39420.00
<b>79580</b>	<b>Westpac Banking Corporation</b>				
Opening Balance					574633.00
30/06/2021	Jnl	1		93250.83	481382.17
	sgb cash receipts & pmts for the year				
30/06/2021	Jnl	2	46134.94		527517.11
	profit on disposal of investments during the year				
30/06/2021	Jnl	5	203757.89		731275.00
	revaluation of equities to market value at year end				
Closing Balance			249892.83	93250.83	731275.00
<b>79582</b>	<b>Wesfarmers Limited</b>				
Opening Balance					110147.00
30/06/2021	Jnl	5	35062.00		145209.00
	revaluation of equities to market value at year end				
Closing Balance			35062.00	0.00	145209.00

Client Code: JUD102  
From First to Last by Account  
From 01/07/2020 To 30/06/2021

Date	Type Gp	Ref.	Debit	Credit	Balance
<b>796</b>	<b>Managed funds</b>				
<b>79603</b>	<b>Colonial diversified fund</b>				
					Opening Balance
					76552.71
30/06/2021	Jnl	9	4500.41		81053.12
			revaluation of managed funds to market value at year end		
			Closing Balance	4500.41	0.00
					81053.12
<b>79607</b>	<b>APN Property for Income Fund</b>				
					Opening Balance
					3902.47
30/06/2021	Jnl	1		4454.14	(551.67)
			sgb cash receipts & pmts for the year		
30/06/2021	Jnl	4		5545.86	(6097.53)
			profit on disposal of APN investment		
30/06/2021	Jnl	9	6097.53		0.00
			revaluation of managed funds to market value at year end		
			Closing Balance	6097.53	10000.00
					0.00
<b>79610</b>	<b>Colonial future leaders fund</b>				
					Opening Balance
					74682.16
30/06/2021	Jnl	3	743.46		75425.62
			divs reinvested during the year		
30/06/2021	Jnl	9	15856.59		91282.21
			revaluation of managed funds to market value at year end		
			Closing Balance	16600.05	0.00
					91282.21
<b>79625</b>	<b>ING tax effective income trust</b>				
					Opening Balance
					58136.74
30/06/2021	Jnl	3	503.96		58640.70
			divs reinvested during the year		
30/06/2021	Jnl	9	9382.81		68023.51
			revaluation of managed funds to market value at year end		
			Closing Balance	9886.77	0.00
					68023.51
<b>79630</b>	<b>Hotels Investment Trust No 2</b>				
					Opening Balance
					197562.30
			Closing Balance	0.00	0.00
					197562.30
<b>904</b>	<b>Provision for income tax</b>				
					Opening Balance
					20133.46
30/06/2021	Jnl	1		20133.46	0.00
			sgb cash receipts & pmts for the year		
30/06/2021	Jnl	11	21820.16		21820.16
			tax expense for the year		

Client Code: JUD102  
From First to Last by Account  
From 01/07/2020 To 30/06/2021

Date	Type	Gp	Ref.	Debit	Credit	Balance
<b>904</b>	<b>Provision for income tax : Continued</b>					
Closing Balance				21820.16	20133.46	21820.16
<b>944</b>	<b>Provision for deferred tax liability</b>					
Opening Balance						(14359.80)
30/06/2021	Jnl		11		45754.50	(60114.30)
			tax expense for the year			
Closing Balance				0.00	45754.50	(60114.30)
<b>999</b>	<b>Jobstream Selection Account</b>					
<b>99901</b>	<b>Jobstream Selection Account</b>					
Opening Balance						22.00
Closing Balance				0.00	0.00	22.00
<b>99999</b>	<b>Clearing balance</b>					
Opening Balance						(22.00)
Closing Balance				0.00	0.00	(22.00)
	Debits				2604100.89	
	Credits				2604100.89	
	No. of Accounts				65.00	
	No. of Entries				134.00	

Client Code: JUD102

Date	Type	Grp	Ref	Account	Description	Amount	Bal2	Narration
01/07/2020	Jnl			55002	Profit Earned This Year	(319264.04)	-	Year end balance forward : Profit distribution
01/07/2020	Jnl			55001	Unallocated Benefits Brought Forward	319264.04	-	Year end balance forward
01/07/2020	Jnl			55003	Distribution to members	319264.04	-	Year end balance forward
01/07/2020	Jnl			55001	Unallocated Benefits Brought Forward	(319264.04)	-	Year end balance forward
01/07/2020	Jnl			55102	Allocated earnings	(185969.51)	-	Year end balance forward
01/07/2020	Jnl			55101	Balance at Beginning of Year	185969.51	-	Year end balance forward
01/07/2020	Jnl			55105	Income tax expense on earnings	38571.05	-	Year end balance forward
01/07/2020	Jnl			55101	Balance at Beginning of Year	(38571.05)	-	Year end balance forward
01/07/2020	Jnl			55107	Contributions from employer	35558.77	-	Year end balance forward
01/07/2020	Jnl			55101	Balance at Beginning of Year	(35558.77)	-	Year end balance forward
01/07/2020	Jnl			55110	Income tax expense on contributions	(5333.82)	-	Year end balance forward
01/07/2020	Jnl			55101	Balance at Beginning of Year	5333.82	-	Year end balance forward
01/07/2020	Jnl			55113	Contributions surcharge	(3750.00)	-	Year end balance forward
01/07/2020	Jnl			55101	Balance at Beginning of Year	3750.00	-	Year end balance forward
01/07/2020	Jnl			55115	Benefits paid during year	(48000.00)	-	Year end balance forward
01/07/2020	Jnl			55101	Balance at Beginning of Year	48000.00	-	Year end balance forward
01/07/2020	Jnl			55202	Allocated earnings	(133294.53)	-	Year end balance forward
01/07/2020	Jnl			55201	Balance at Beginning of Year	133294.53	-	Year end balance forward
01/07/2020	Jnl			55205	Income tax expense on earnings	27645.98	-	Year end balance forward
01/07/2020	Jnl			55201	Balance at Beginning of Year	(27645.98)	-	Year end balance forward
01/07/2020	Jnl			55215	Benefits paid during year	(35000.00)	-	Year end balance forward
01/07/2020	Jnl			55201	Balance at Beginning of Year	35000.00	-	Year end balance forward



Client Code: JUD102

Date	Type	Grp	Ref	Account	Description	Amount	Bal2	Narration
30/06/2021	Jnl		1	687	Term Deposit 3342	5040.12	-	int reinvested on td for 12 mths
30/06/2021	Jnl		1	19907	St George term deposits	(5040.12)	-	int reinvested on td for 12 mths
30/06/2021	Jnl		1	681	St George- CMT	27233.95	-	sgb cash receipts & pmnts for the year
30/06/2021	Jnl		1	55215	Benefits paid during year	30000.00	-	sgb cash receipts & pmnts for the year
30/06/2021	Jnl		1	55115	Benefits paid during year	50000.00	-	sgb cash receipts & pmnts for the year
30/06/2021	Jnl		1	55113	Contributions surcharge	1420.35	-	sgb cash receipts & pmnts for the year
30/06/2021	Jnl		1	682	ING Direct	40000.00	-	sgb cash receipts & pmnts for the year
30/06/2021	Jnl		1	55113	Contributions surcharge	5005.97	-	sgb cash receipts & pmnts for the year
30/06/2021	Jnl		1	300	Accountancy fees	3080.00	-	sgb cash receipts & pmnts for the year
30/06/2021	Jnl		1	364	Filing fees	273.00	-	sgb cash receipts & pmnts for the year
30/06/2021	Jnl		1	300	Accountancy fees	352.00	-	sgb cash receipts & pmnts for the year
30/06/2021	Jnl		1	55107	Contributions from employer	352.22	-	sgb cash receipts & pmnts for the year
30/06/2021	Jnl		1	19902	St George - CMT account	(5.94)	-	sgb cash receipts & pmnts for the year
30/06/2021	Jnl		1	682	ING Direct	(20000.00)	-	sgb cash receipts & pmnts for the year
30/06/2021	Jnl		1	55107	Contributions from employer	(703.07)	-	sgb cash receipts & pmnts for the year
30/06/2021	Jnl		1	55107	Contributions from employer	(362.78)	-	sgb cash receipts & pmnts for the year
30/06/2021	Jnl		1	55107	Contributions from employer	(793.68)	-	sgb cash receipts & pmnts for the year

Client Code: JUD102

Date	Type	Grp	Ref	Account	Description	Amount	Bal2	Narration
30/06/2021	Jnl		1	55107	Contributions from employer	(415.32)	-	the year sgb cash receipts & pmts for the year
30/06/2021	Jnl		1	364	Filing fees	259.00	-	sgb cash receipts & pmts for the year
30/06/2021	Jnl		1	904	Provision for income tax	(20133.46)	-	sgb cash receipts & pmts for the year
30/06/2021	Jnl		1	55107	Contributions from employer	(1097.47)	-	sgb cash receipts & pmts for the year
30/06/2021	Jnl		1	55107	Contributions from employer	(429.78)	-	sgb cash receipts & pmts for the year
30/06/2021	Jnl		1	55107	Contributions from employer	(147.89)	-	sgb cash receipts & pmts for the year
30/06/2021	Jnl		1	55107	Contributions from employer	(756.25)	-	sgb cash receipts & pmts for the year
30/06/2021	Jnl		1	79503	AGL Energy Limited	24593.55	-	sgb cash receipts & pmts for the year
30/06/2021	Jnl		1	79506	APA Group	18659.90	-	sgb cash receipts & pmts for the year
30/06/2021	Jnl		1	79505	Alumina Ltd	(20286.91)	-	sgb cash receipts & pmts for the year
30/06/2021	Jnl		1	79515	Coles Group Limited	8777.95	-	sgb cash receipts & pmts for the year
30/06/2021	Jnl		1	79520	Dickerdata Ltd	23111.42	-	sgb cash receipts & pmts for the year
30/06/2021	Jnl		1	79548	Milton Corp Ltd	1005.95	-	sgb cash receipts & pmts for the year
30/06/2021	Jnl		1	79550	National Australia Bank Limited	(14333.43)	-	sgb cash receipts & pmts for the year
30/06/2021	Jnl		1	79553	RWC Corp Ltd	(26042.22)	-	sgb cash receipts & pmts for the year
30/06/2021	Jnl		1	79557	SmartGroup Ltd	6329.95	-	sgb cash receipts & pmts for the year
30/06/2021	Jnl		1	20432	Shares in listed companies	(1346.16)	-	sgb cash receipts & pmts for the year

Client Code: JUD102

Date	Type	Grp	Ref	Account	Description	Amount	Bal2	Narration
30/06/2021	Jnl		1	79562	Tabcorp Holdings Ltd	(30056.54)	-	sgb cash receipts & pmts for the year
30/06/2021	Jnl		1	79572	Treasury Wines Ltd	18814.85	-	sgb cash receipts & pmts for the year
30/06/2021	Jnl		1	79571	S&P 500 Yield max ETF	19319.59	-	sgb cash receipts & pmts for the year
30/06/2021	Jnl		1	79575	WAM Capital Ltd	15384.12	-	sgb cash receipts & pmts for the year
30/06/2021	Jnl		1	79580	Westpac Banking Corporation	(93250.83)	-	sgb cash receipts & pmts for the year
30/06/2021	Jnl		1	20432	Shares in listed companies	(850.05)	-	sgb cash receipts & pmts for the year
30/06/2021	Jnl		1	19802	Unfranked dividends	(5665.24)	-	sgb cash receipts & pmts for the year
30/06/2021	Jnl		1	19801	Franked dividends	(46590.36)	-	sgb cash receipts & pmts for the year
30/06/2021	Jnl		1	19628	APN Property for Income Fund	(95.75)	-	sgb cash receipts & pmts for the year
30/06/2021	Jnl		1	79607	APN Property for Income Fund	(4454.14)	-	sgb cash receipts & pmts for the year
30/06/2021	Jnl		1	19625	ING tax effective investment trust	(147.64)	-	sgb cash receipts & pmts for the year
30/06/2021	Jnl		1	19603	Colonial diversified fund	(2201.61)	-	sgb cash receipts & pmts for the year
30/06/2021	Jnl		1	19625	ING tax effective investment trust	(533.28)	-	sgb cash receipts & pmts for the year
30/06/2021	Jnl		1	19603	Colonial diversified fund	(1455.30)	-	sgb cash receipts & pmts for the year
30/06/2021	Jnl		1	19625	ING tax effective investment trust	(19.14)	-	sgb cash receipts & pmts for the year
30/06/2021	Jnl		1	19603	Colonial diversified fund	(261.21)	-	sgb cash receipts & pmts for the year
30/06/2021	Jnl		1	55107	Contributions from		-	

Client Code: JUD102

Date	Type	Grp	Ref	Account	Description	Amount	Bal2	Narration
30/06/2021	Jnl		2	79505	employer	(1538.32)	-	sgb cash receipts & prmts for the year
30/06/2021	Jnl		2	79550	Alumina Ltd	270.42	-	profit on disposal of investments during the year
30/06/2021	Jnl		2	79553	National Australia Bank Limited	(3092.72)	-	profit on disposal of investments during the year
30/06/2021	Jnl		2	79562	RWC Corp Ltd	(1965.75)	-	profit on disposal of investments during the year
30/06/2021	Jnl		2	79580	Tabcorp Holdings Ltd	794.71	-	profit on disposal of investments during the year
30/06/2021	Jnl		2	20432	Westpac Banking Corporation	46134.94	-	profit on disposal of investments during the year
30/06/2021	Jnl		2	20432	Shares in listed companies	(42141.60)	-	profit on disposal of investments during the year
30/06/2021	Jnl		3	79507	Brickworks Investment Company Limited	3060.19	-	divs reinvested during the year
30/06/2021	Jnl		3	660	Sundry debtors	(0.10)	-	divs reinvested during the year
30/06/2021	Jnl		3	19801	Franked dividends	(3060.09)	-	divs reinvested during the year
30/06/2021	Jnl		3	79550	National Australia Bank Limited	316.27	-	divs reinvested during the year
30/06/2021	Jnl		3	19801	Franked dividends	(316.27)	-	divs reinvested during the year
30/06/2021	Jnl		3	79625	ING tax effective income trust	503.96	-	divs reinvested during the year
30/06/2021	Jnl		3	19625	ING tax effective investment trust	(503.96)	-	divs reinvested during the year
30/06/2021	Jnl		3	79610	Colonial future leaders fund	743.46	-	divs reinvested during the year
30/06/2021	Jnl		3	19610	Colonial future leaders fund	(743.46)	-	divs reinvested during the year
30/06/2021	Jnl		4	20432	Shares in listed companies	5545.86	-	profit on disposal of APN investment
30/06/2021	Jnl		4	79607	APN Property for Income Fund	(5545.86)	-	profit on disposal of APN investment
30/06/2021	Jnl		5	79503	AGL Energy Limited	(8193.55)	-	revaluation of equities to market value at year end
30/06/2021	Jnl		5	79506	APA Group	(7549.90)	-	revaluation of equities to market value at year end
30/06/2021	Jnl		5	79505	Alumina Ltd	2141.49	-	revaluation of equities to market value at year end

Client Code: JUD102

Date	Type	Grp	Ref	Account	Description	Amount	Bal2	Narration
30/06/2021	Jnl		5	79507	Brickworks Investment Company Limited	13378.81	-	market value at year end
30/06/2021	Jnl		5	79511	Commonwealth Bank of Australia Limited	69943.00	-	revaluation of equities to market value at year end
30/06/2021	Jnl		5	79515	Coles Group Limited	254.05	-	revaluation of equities to market value at year end
30/06/2021	Jnl		5	79518	CSL Ltd	(959.00)	-	revaluation of equities to market value at year end
30/06/2021	Jnl		5	79520	Dickerdata Ltd	8670.58	-	revaluation of equities to market value at year end
30/06/2021	Jnl		5	79548	Milton Corp Ltd	6884.05	-	revaluation of equities to market value at year end
30/06/2021	Jnl		5	79550	National Australia Bank Limited	7343.88	-	revaluation of equities to market value at year end
30/06/2021	Jnl		5	79552	Nasdaq ETFs	8856.00	-	revaluation of equities to market value at year end
30/06/2021	Jnl		5	79553	RWC Corp Ltd	11455.97	-	revaluation of equities to market value at year end
30/06/2021	Jnl		5	79560	Scentire Ltd	1845.00	-	revaluation of equities to market value at year end
30/06/2021	Jnl		5	79557	SmartGroup Ltd	1050.05	-	revaluation of equities to market value at year end
30/06/2021	Jnl		5	79556	Soul WH Pattinson Ltd	49700.00	-	revaluation of equities to market value at year end
30/06/2021	Jnl		5	79555	Sydney Airports Ltd	582.00	-	revaluation of equities to market value at year end
30/06/2021	Jnl		5	79562	Tabcorp Holdings Ltd	6615.83	-	revaluation of equities to market value at year end
30/06/2021	Jnl		5	79573	Transurban Ltd	409.00	-	revaluation of equities to market value at year end
30/06/2021	Jnl		5	79570	Telstra Corporation Limited	2583.00	-	revaluation of equities to market value at year end
30/06/2021	Jnl		5	79572	Treasury Wines Ltd	4545.15	-	revaluation of equities to market value at year end
30/06/2021	Jnl		5	79571	S&P 500 Yield max ETF	1170.41	-	revaluation of equities to market value at year end
30/06/2021	Jnl		5	79575	WAM Capital Ltd	4015.88	-	revaluation of equities to market value at year end

Client Code: JUD102

Date	Type	Grp	Ref	Account	Description	Amount	Bal2	Narration
30/06/2021	Jnl		5	79580	Westpac Banking Corporation	203757.89	-	revaluation of equities to market value at year end
30/06/2021	Jnl		5	79582	Wesfarmers Limited	35062.00	-	revaluation of equities to market value at year end
30/06/2021	Jnl		5	20402	Shares in listed companies	(423561.59)	-	revaluation of equities to market value at year end
30/06/2021	Jnl		6	682	ING Direct	39.73	-	ing interest earned for the year
30/06/2021	Jnl		6	19906	ING Direct	(39.73)	-	ing interest earned for the year
30/06/2021	Jnl		7	681	St George- CMT Colonial	6246.61	-	col div fund june income
30/06/2021	Jnl		7	19603	diversified fund	(6246.61)	-	col div fund june income
30/06/2021	Jnl		8	681	St George- CMT	385.32	-	ing tax eff fund june income
30/06/2021	Jnl		8	19625	ING tax effective investment trust	(385.32)	-	ing tax eff fund june income
30/06/2021	Jnl		9	79603	Colonial diversified fund	4500.41	-	revaluation of managed funds to market value at year end
30/06/2021	Jnl		9	79607	APN Property for Income Fund	6097.53	-	revaluation of managed funds to market value at year end
30/06/2021	Jnl		9	79610	Colonial future leaders fund	15856.59	-	revaluation of managed funds to market value at year end
30/06/2021	Jnl		9	79625	ING tax effective income trust	9382.81	-	revaluation of managed funds to market value at year end
30/06/2021	Jnl		9	20408	Managed funds	(35837.34)	-	revaluation of managed funds to market value at year end
30/06/2021	Jnl		10	55003	Distribution to members	567537.91	-	allocation of net earnings to members for the year
30/06/2021	Jnl		10	55102	Allocated earnings	(333265.94)	-	allocation of net earnings to members for the year
30/06/2021	Jnl		10	55202	Allocated earnings	(234271.97)	-	allocation of net earnings to members for the year
30/06/2021	Jnl		11	55110	Income tax expense on contributions	883.85	-	tax expense for the year
30/06/2021	Jnl		11	55105	Income tax expense on earnings	13535.56	-	tax expense for the year

Client Code: JUD102

Date	Type	Grp	Ref	Account	Description	Amount	Bal2	Narration
30/06/2021	Jnl		11	55205	Income tax expense on earnings	9514.93	-	tax expense for the year
30/06/2021	Jnl		11	904	Provision for income tax	21820.16	-	tax expense for the year
30/06/2021	Jnl		11	944	Provision for deferred tax liability	(45754.50)	-	tax expense for the year
Debits:						2604100.89		
Credits:						(2604100.89)		
Total:						-		
				No. Trans:	134			

**JUDGE FAMILY SETTLEMENT SUPERANNUATION FUND  
MEMBERS ACCOUNTS  
AS AT 30 JUNE 2021**

MEMBER	WARWICK JUDGE	JEAN JUDGE	TOTAL
OPENING BALANCE	1,418,585.87	997,206.35	2,415,792.21
EMPLOYER CONTRIBUTIONS	5,892.34	0.00	5,892.34
CONTRIBUTIONS SURCHARGE	-6,426.32	0.00	-6,426.32
TAX APPLICABLE TO CONTRIBUTIONS	-883.85	0.00	-883.85
BENEFITS TRANSFERRED IN	0.00	0.00	0.00
SHARE OF PROFIT	333,265.94	234,271.97	567,537.91
TAX APPLICABLE TO PROFIT	-13,535.56	-9,514.93	-23,050.49
BENEFITS PAID OUT	-50,000.00	-30,000.00	-80,000.00
<b>TOTAL MEMBERS ACCOUNT</b>	<b>1,686,898.41</b>	<b>1,191,963.39</b>	<b>2,878,861.80</b>
<b>REPRESENTED BY</b>			
<b>TAX FREE COMPONENT</b>			
CONTRIBUTIONS SEGMENT	0.00	1,648.71	1,648.71
CRYSTALLISED SEGMENT	5,451.62	18,069.26	23,520.87
<b>TAXABLE COMPONENT</b>			
TAXED ELEMENT	1,681,446.80	1,172,245.42	2,853,692.22
UNTAXED ELEMENT (INSURANCE COMPONENT)	0.00	0.00	0.00
<b>TOTAL MEMBERS BENEFIT</b>	<b>1,686,898.41</b>	<b>1,191,963.39</b>	<b>2,878,861.80</b>
<b>ELIGIBLE SERVICE PERIOD</b>			
DATE OF BIRTH	03/03/1948	28/10/1942	
AGE - 30 JUNE 2021	73	78	
PERIOD START DATE	10-Jan-81	10-Jan-81	
PRE JUNE 1983 DAYS	901	901	
POST JUNE 1983 DAYS	13,514	13,514	
TOTAL SERVICE DAYS - 30/06/2021	14,415	14,415	
<b>MEMBERS RBL LIMIT - LUMP SUM</b>			
	<b>678,149.00</b>	<b>678,149.00</b>	
EXCESS BENEFITS	1,008,749.41	513,814.39	
<b>MEMBERS RBL LIMIT - PENSION</b>			
	<b>1,356,291.00</b>	<b>1,356,291.00</b>	
EXCESS BENEFITS	330,607.41	0.00	

**KEY NOTES & FORMULAS**

<b>CONTRIBUTIONS SEGMENT</b>		
OPENING BALANCE - 01/07/2020	0.00	1,699.85
EXTERNAL FUND TRANSFERS	0.00	0.00
MEMBERS CONTRIBUTIONS	0.00	0.00
LESS: BENEFITS PAID/ TRANSFERS OUT	0.00	-51.14
	0.00	1,648.71
<b>CRYSTALLISED SEGMENT</b>		
UNDEDUCTED CONTRIBUTIONS - PRE 1/7/07	5,650.79	18,629.71
PRE JULY 1983 COMPONENT - PRE 1/7/07	0.00	0.00
EXTERNAL FUND TRANSFERS	0.00	0.00
CGT EXEMPT COMPONENT	0.00	0.00
CONCESSIONAL COMPONENT	0.00	0.00
POST JUNE 1994 INVALIDITY COMPONENT	0.00	0.00
LESS: BENEFITS PAID/ TRANSFERS OUT	-199.17	-560.46
	5,451.62	18,069.26
<b>TAXABLE COMPONENT (TAXED ELEMENT)</b>		
MEMBERS ACCOUNT BALANCE - 30/06/21	1,686,898.41	1,191,963.39
LESS: CONTRIBUTIONS SEGMENT	0.00	-1,648.71
LESS: CRYSTALLISED SEGMENT	-5,451.62	-18,069.26
	1,681,446.80	1,172,245.42

**NOTES**

The following link should be used to verify the calculation of the crystallised segment as at 30 June 2009  
<http://calculators.ato.gov.au/scripts/axos/axos.asp?CONTEXT=&KBS=SCC.xr4&go=ok>



JUDGE FAMILY SETTLEMENT SUPERANNUATION FUND  
MEMBERS ACCOUNTS  
AS AT 30 JUNE 2021

EMPLOYERS CONTRIBUTIONS	WARWICK JUDGE	JEAN JUDGE	TOTAL
EMPLOYER CONTRIBUTION FROM JUDGE FARM MGMT	5,892.34	0.00	5,892.34
EMPLOYER CONTRIBUTION FROM TRUST	0.00	0.00	0.00
<b>TOTAL CONTRIBUTION FROM JUDGE FARM MGMT</b>	<b>5,892.34</b>	<b>0.00</b>	<b>5,892.34</b>

JUDGE FAMILY SETTLEMENT SUPERANNUATION FUND  
MEMBERS ACCOUNTS  
AS AT 30 JUNE 2021

EARNINGS RATE	2021	2020	2019	2018	2017	2016	2015	2014	2013	2012
OPENING BALANCE OF FUND	2,415,792.21	2,725,364.27	2,573,026.61	2,607,488.17	2,526,650.10	2,477,015.68	2,364,551.43	2,030,356.17	1,561,204.75	1,489,290.53
NET FUND EARNINGS										
EARNINGS FOR YEAR	567,537.91	-319,264.04	225,701.98	71,580.75	197,447.62	-10,596.44	60,597.73	316,228.05	390,344.53	25,335.01
TAX APPLICABLE TO EARNINGS	-23,050.48	66,217.63	51,070.77	42,591.33	22,779.17	27,488.66	21,021.80	-6,297.21	-19,815.26	14,732.25
NET FUND EARNINGS	544,487.42	-253,047.01	276,772.75	114,172.08	220,226.79	16,892.22	81,619.53	309,930.84	370,529.27	40,067.26
AVERAGE EARNING RATE	22.54%	-9.28%	10.76%	4.38%	8.72%	0.68%	3.45%	15.26%	23.73%	2.69%
AVERAGE 5 YEAR RATE	7.42%	3.05%	5.60%	6.50%	10.37%	9.16%	11.05%	12.76%	9.22%	-1.15%



MANAGED FUND TAX ADJUSTMENTS	IMPUTATION CREDITS	FOREIGN TAX CREDITS	TAX FREE INCOME	TAX DEF INCOME	DISCOUNT CAP GAINS	TFN TAX
DRESDNER INT OPP TRUST - 3-01-0096€	0.00	0.00	0.00	0.00	0.00	0.00
DRESDNER INT OPP TRUST - 3-01-0330€	0.00	0.00	0.00	0.00	0.00	0.00
APN MANAGED FUNDS	0.00	0.00	0.00	-2,410.33	0.00	0.00
COLONIAL DIVERSIFIED FUND	292.62	38.18	0.00	44.95	2,640.71	0.00
COLONIAL FUTURE LEADERS FUND	590.93	39.65	0.00	34.81	39.93	0.00
ING TAX EFFECTIVE TRUST	292.79	0.00	0.00	47.33	0.00	0.00
JUDGE INVESTMENT TRUST	0.00	0.00	0.00	0.00	0.00	0.00
TRANSURBAN	3.86	0.00	0.00	429.56	0.00	0.00
WESTFIELD GROUP	0.00	0.00	0.00	0.00	0.00	0.00
NRS	0.00	0.00	0.00	0.00	0.00	0.00
DIRECT EQUITIES	21,414.36	31.72	0.00	0.00	256.20	0.00
WESTFIELD RETAIL TRUST	0.00	0.00	0.00	0.00	0.00	0.00
<b>TOTALS</b>	<b>22,594.56</b>	<b>109.55</b>	<b>0.00</b>	<b>-1,853.68</b>	<b>2,936.83</b>	<b>0.00</b>

AMOUNTS TO BE C/FWD





Australian Government  
Australian Taxation Office

**Agent** STIRLING WARTON TAYLOR PTY LIMITED  
**Client** THE TRUSTEE FOR JUDGE FAMILY SETTLEMENT SUPERANNUATION FUND  
**ABN** 41 785 600 682  
**TFN** 96 034 756

## Income tax 551

---

<b>Date generated</b>	05/10/2021
<b>Overdue</b>	\$0.00
<b>Not yet due</b>	\$0.00
<b>Balance</b>	\$0.00

## Transactions

---

2 results found - from **01 July 2020** to **05 October 2021** sorted by **processed date** ordered **newest to oldest**

Processed date	Effective date	Description	Debit (DR)	Credit (CR)	Balance
23 Nov 2020	26 Nov 2020	EFT refund for Income Tax for the period from 01 Jul 19 to 30 Jun 20	\$19,874.46		\$0.00
20 Nov 2020	20 Nov 2020	Tax return Self Man Superfund - Income Tax for the period from 01 Jul 19 to 30 Jun 20		\$19,874.46	\$19,874.46 CR



Australian Government  
Australian Taxation Office

**Agent** STIRLING WARTON TAYLOR PTY LIMITED  
**Client** THE TRUSTEE FOR JUDGE FAMILY SETTLEMENT SUPERANNUATION FUND  
**ABN** 41 785 600 682  
**TFN** 96 034 756

## Activity statement 001

---

<b>Date generated</b>	05/10/2021
<b>Overdue</b>	\$0.00
<b>Not yet due</b>	\$0.00
<b>Balance</b>	\$0.00

## Transactions

---

0 results found - from **01 July 2020** to **05 October 2021** sorted by **processed date** ordered **newest to oldest**



Statement of Account  
**PORTFOLIO CASH MANAGEMENT**



020

JUDGE FAMILY SETTLEMENT SUPER FUND  
 C/- MR W JUDGE AND MRS J JUDGE  
 26 CHURCH STREET  
 FORBES NSW 2871

**Customer Enquiries** 133 700  
 (24 hours, seven days)  
**BSB Number** 112-879  
**Account Number** 026417322  
**Statement Period** 31/05/2021 to 30/06/2021  
**Statement No.** 173(page 1 of 3)

WARWICK JUDGE & JEAN JUDGE  
 JUDGE FAMILY SETTLEMENT SUPER FUND

**Account Summary**

<b>Opening Balance</b>		<b>Total Credits</b>		<b>Total Debits</b>		<b>Closing Balance</b>
80,509.32	+	68,844.59	-	80,000.00	=	69,353.91

**Transaction Details**

Date	Transaction Description	Debit	Credit	Balance \$
31 MAY	OPENING BALANCE			80,509.32
31 MAY	CREDIT INTEREST		0.67	80,509.99 ✓
01 JUN	DDR ITM DIV 001260884662		162.36	80,672.35
07 JUN	WAM Capital S00103819741		1,395.00	82,067.35
07 JUN	COMMONWEALTH SEC COMMSEC		15,885.30	97,952.65
17 JUN	COMMONWEALTH SEC COMMSEC		13,838.98	111,791.63
21 JUN	INTERNET WITHDRAWAL 21JUN 16:31 pension pay WJ	20,000.00		91,791.63
21 JUN	INTERNET WITHDRAWAL 20JUN 17:49 annual pension	60,000.00		31,791.63
21 JUN	ING 060226063 0333440		20,000.00	51,791.63
25 JUN	WBC DIVIDEND 001260703134		17,561.24 ✓	69,352.87
30 JUN	CREDIT INTEREST		1.04	69,353.91
30 JUN	CLOSING BALANCE			<u>69,353.91</u>

**Interest Details**

	Credit Interest	Debit Interest
<b>Year to Date</b>	\$5.94	\$0.00
<b>Previous Year</b>	\$11.73	\$0.00



# Statement of Account

## PORTFOLIO CASH MANAGEMENT



020

JUDGE FAMILY SETTLEMENT SUPER FUND  
 C/- MR W JUDGE AND MRS J JUDGE  
 26 CHURCH STREET  
 FORBES NSW 2871

**Customer Enquiries** 133 700  
 (24 hours, seven days)  
**BSB Number** 112-879  
**Account Number** 026417322  
**Statement Period** 01/05/2021 to 30/05/2021  
**Statement No.** 172(page 1 of 2)

WARWICK JUDGE & JEAN JUDGE  
 JUDGE FAMILY SETTLEMENT SUPER FUND

### Account Summary

Opening Balance	Total Credits	Total Debits	Closing Balance
66,944.75	23,348.47	9,783.90	80,509.32

### Transaction Details

Date	Transaction Description	Debit	Credit	Balance \$
01 MAY	OPENING BALANCE			66,944.75
05 MAY	COMMONWEALTH SEC COMMSEC		20,755.35	87,700.10
10 MAY	COMMSEC SECURITI COMMSEC	8,777.95		78,922.15
14 MAY	SOL DIVIDEND 94900022445		1,040.00	79,962.15
24 MAY	QUICKSUPER QUICKSPR2969036247		703.07	80,665.22
24 MAY	COMMONWEALTH SEC COMMSEC		850.05	81,515.27
26 MAY	COMMSEC SECURITI COMMSEC	1,005.95		80,509.32
30 MAY	CLOSING BALANCE			80,509.32

31/5 - 67

### Summary of Automatic Deductions

Date	Paid To	Amount \$
10 MAY	COMMSEC SECURITI COMMSEC	8,777.95
26 MAY	COMMSEC SECURITI COMMSEC	1,005.95

### Interest Details

	Credit Interest	Debit Interest
Year to Date	\$4.23	\$0.00
Previous Year	\$11.73	\$0.00

# Statement of Account

## PORTFOLIO CASH MANAGEMENT



020

JUDGE FAMILY SETTLEMENT SUPER FUND  
 C/- MR W JUDGE AND MRS J JUDGE  
 26 CHURCH STREET  
 FORBES NSW 2871

**Customer Enquiries** 133 700  
 (24 hours, seven days)  
**BSB Number** 112-879  
**Account Number** 026417322  
**Statement Period** 31/03/2021 to 30/04/2021  
**Statement No.** 171(page 1 of 3)

WARWICK JUDGE & JEAN JUDGE  
 JUDGE FAMILY SETTLEMENT SUPER FUND

### Account Summary

<b>Opening Balance</b>		<b>Total Credits</b>		<b>Total Debits</b>		<b>Closing Balance</b>
67,394.11	+	19,125.23	-	19,574.59	=	66,944.75

### Transaction Details

Date	Transaction Description	Debit	Credit	Balance \$
31 MAR	OPENING BALANCE			67,394.11
31 MAR	WESFARMERS LTD INT21/00990657		2,162.16	69,556.27
31 MAR	CREDIT INTEREST		0.51	69,556.78
01 APR	TREASURY WINES INT21/00840433		225.00	69,781.78
01 APR	CSL LTD DIVIDEND 21AUD/00957869		715.01	70,496.79
07 APR	COMMSEC SECURITI COMMSEC	5,129.95		65,366.84
08 APR	ONEPATHFM LTD 1272673 INCOME		147.64	65,514.48
23 APR	COMMONWEALTH SEC COMMSEC		14,333.43	79,847.91
26 APR	QUICKSUPER QUICKSPR2946423970		1,540.92	81,388.83
27 APR	COMMSEC SECURITI COMMSEC	14,444.64		66,944.19
30 APR	CREDIT INTEREST		0.56	66,944.75
30 APR	CLOSING BALANCE			66,944.75

### Summary of Automatic Deductions

Date	Paid To	Amount \$
7 APR	COMMSEC SECURITI COMMSEC	5,129.95
27 APR	COMMSEC SECURITI COMMSEC	14,444.64

# Statement of Account

## PORTFOLIO CASH MANAGEMENT



020

JUDGE FAMILY SETTLEMENT SUPER FUND  
 C/- MR W JUDGE AND MRS J JUDGE  
 26 CHURCH STREET  
 FORBES NSW 2871

**Customer Enquiries** 133 700  
 (24 hours, seven days)  
**BSB Number** 112-879  
**Account Number** 026417322  
**Statement Period** 01/03/2021 to 30/03/2021  
**Statement No.** 170(page 1 of 2)

WARWICK JUDGE & JEAN JUDGE  
 JUDGE FAMILY SETTLEMENT SUPER FUND

### Account Summary

<b>Opening Balance</b>		<b>Total Credits</b>		<b>Total Debits</b>		<b>Closing Balance</b>
67,087.48	+	10,182.53	-	9,875.90	=	67,394.11

### Transaction Details

Date	Transaction Description	Debit	Credit	Balance \$
01 MAR	OPENING BALANCE			67,087.48
01 MAR	DDR ITM DIV 001255749803		189.42	67,276.90
01 MAR	QUICKSUPER QUICKSPR2901625910		793.68	68,070.58
02 MAR	COMMSEC SECURITI COMMSEC	445.95		67,624.63
04 MAR	MLT DIV 001255708418		172.50	67,797.13
05 MAR	COMMSEC SECURITI COMMSEC	9,429.95		58,367.18
08 MAR	CHEQUE DEPOSIT		18.23	58,385.41
17 MAR	APA DST 001256538186		720.00	59,105.41
23 MAR	SIQ DIV 001259187515		320.00	59,425.41
26 MAR	TLS ITM DIV 001257647259		328.00	59,753.41
26 MAR	COLES GROUP LTD INT21/01075593		810.81	60,564.22
26 MAR	AGL PAYMENT MAR21/00843625		820.00	61,384.22
29 MAR	QUICKSUPER QUICKSPR2924320916		362.78	61,747.00
29 MAR	Col First State DD001090004800082		2,201.61	63,948.61
30 MAR	CBA ITM DIV 001256241214		3,445.50	67,394.11
30 MAR	CLOSING BALANCE			67,394.11

# Statement of Account

## PORTFOLIO CASH MANAGEMENT



020

JUDGE FAMILY SETTLEMENT SUPER FUND  
 C/- MR W JUDGE AND MRS J JUDGE  
 26 CHURCH STREET  
 FORBES NSW 2871

**Customer Enquiries** 133 700  
 (24 hours, seven days)  
**BSB Number** 112-879  
**Account Number** 026417322  
**Statement Period** 31/01/2021 to 28/02/2021  
**Statement No.** 169(page 1 of 3)

WARWICK JUDGE & JEAN JUDGE  
 JUDGE FAMILY SETTLEMENT SUPER FUND

### Account Summary

<b>Opening Balance</b>		<b>Total Credits</b>		<b>Total Debits</b>		<b>Closing Balance</b>
25,675.81	+	72,084.09	-	30,672.42	=	67,087.48

### Transaction Details


Date	Transaction Description	Debit	Credit	Balance \$
31 JAN	OPENING BALANCE			25,675.81
01 FEB	QUICKSUPER		318.51	25,994.32
	QUICKSPR2879246872			
02 FEB	COMMSEC SECURITI	54.00		25,940.32
	COMMSEC			
08 FEB	COMMONWEALTH SEC		14,784.83	40,725.15
	COMMSEC			
11 FEB	COMMSEC SECURITI	14,938.17		25,786.98
	COMMSEC			
15 FEB	TFR WDL BPAY INTERNET15FEB 08:16	1,420.35		24,366.63
	TO TAX OFFICE PAYMENTS 551002606750437911			
16 FEB	TCL DIV/DIST		585.15	24,951.78
	AUI21/00829536			
16 FEB	COMMONWEALTH SEC		26,042.22	50,994.00
	COMMSEC			
22 FEB	COMMONWEALTH SEC		30,056.54	81,050.54
	COMMSEC			
24 FEB	COMMSEC SECURITI	14,259.90		66,790.64
	COMMSEC			
26 FEB	SCG DISTRIBUTION		296.51	67,087.15
	FEB21/00839754			
27 FEB	CREDIT INTEREST		0.33	67,087.48
28 FEB	CLOSING BALANCE			67,087.48

### Summary of Automatic Deductions

Date	Paid To	Amount \$
2 FEB	COMMSEC SECURITI	54.00
	COMMSEC	



Statement of Account  
**PORTFOLIO CASH MANAGEMENT**

 020  
 JUDGE FAMILY SETTLEMENT SUPER FUND  
 C/- MR W JUDGE AND MRS J JUDGE  
 26 CHURCH STREET  
 FORBES NSW 2871

**Customer Enquiries** 133 700  
 (24 hours, seven days)  
**BSB Number** 112-879  
**Account Number** 026417322  
**Statement Period** 31/12/2020 to 30/01/2021  
**Statement No.** 168(page 1 of 3)

WARWICK JUDGE & JEAN JUDGE  
 JUDGE FAMILY SETTLEMENT SUPER FUND

**Account Summary**

<b>Opening Balance</b>		<b>Total Credits</b>		<b>Total Debits</b>		<b>Closing Balance</b>
72,718.00	+	981.23	-	48,023.42	=	25,675.81

**Transaction Details**


Date	Transaction Description	Debit	Credit	Balance \$
31 DEC	OPENING BALANCE			72,718.00
31 DEC	CREDIT INTEREST		0.62	72,718.62
05 JAN	INTERNET WITHDRAWAL 05JAN 10:40 ING Optimiser Ac	40,000.00		32,718.62
05 JAN	QUICKSUPER QUICKSPR2859630980		415.32	33,133.94
05 JAN	COMMSEC SECURITI COMMSEC	3,017.45		30,116.49
07 JAN	ONEPATHFM LTD 1272673 INCOME		533.28	30,649.77
19 JAN	NDQ DST 001255226445		31.71	30,681.48
29 JAN	TFR WDL BPAY INTERNET29JAN 15:53 TO TAX OFFICE PAYMENTS 551002606750437721	5,005.97		25,675.51
30 JAN	CREDIT INTEREST		0.30	25,675.81
30 JAN	CLOSING BALANCE			25,675.81

**Summary of Automatic Deductions**

Date	Paid To	Amount \$
5 JAN	COMMSEC SECURITI COMMSEC	3,017.45

**Interest Details**

	Credit Interest	Debit Interest
Year to Date	\$2.83	\$0.00
Previous Year	\$11.73	\$0.00



# Statement of Account

## PORTFOLIO CASH MANAGEMENT

020

JUDGE FAMILY SETTLEMENT SUPER FUND  
 C/- MR W JUDGE AND MRS J JUDGE  
 26 CHURCH STREET  
 FORBES NSW 2871

**Customer Enquiries** 133 700  
 (24 hours, seven days)  
**BSB Number** 112-879  
**Account Number** 026417322  
**Statement Period** 01/12/2020 to 30/12/2020  
**Statement No.** 167(page 1 of 2)

WARWICK JUDGE & JEAN JUDGE  
 JUDGE FAMILY SETTLEMENT SUPER FUND

### Account Summary

<b>Opening Balance</b>		<b>Total Credits</b>		<b>Total Debits</b>		<b>Closing Balance</b>
62,591.27	+	37,657.78	-	27,531.05	=	72,718.00

### Transaction Details

Date	Transaction Description	Debit	Credit	Balance \$
01 DEC	OPENING BALANCE			62,591.27
01 DEC	DDR DIV 20 001254306588		135.30	62,726.57
04 DEC	COMMONWEALTH SEC COMMSEC		20,286.91	83,013.48
10 DEC	APNFM LTD CLRACC PFIF230430 Distrib		19.15	83,032.63
10 DEC	COMMSEC SECURITI COMMSEC	4,654.95		78,377.68
11 DEC	COMMSEC SECURITI COMMSEC	10,096.20		68,281.48
14 DEC	SOL DIVIDEND 94900022445		1,400.00	69,681.48
14 DEC	Col First State DD001090004800082		1,455.30	71,136.78
14 DEC	COMMSEC SECURITI COMMSEC	6,329.95		64,806.83
15 DEC	APNFM LTD CLRACC PFIF230430 Redempt		4,454.14	69,260.97
18 DEC	WBC DIVIDEND 001254126945		9,906.98	79,167.95
23 DEC	COMMSEC SECURITI COMMSEC	6,449.95		72,718.00
30 DEC	CLOSING BALANCE			72,718.00



Statement of Account  
**PORTFOLIO CASH MANAGEMENT**

020

JUDGE FAMILY SETTLEMENT SUPER FUND  
 C/- MR W JUDGE AND MRS J JUDGE  
 26 CHURCH STREET  
 FORBES NSW 2871

**Customer Enquiries** 133 700  
 (24 hours, seven days)  
**BSB Number** 112-879  
**Account Number** 026417322  
**Statement Period** 31/10/2020 to 30/11/2020  
**Statement No.** 166(page 1 of 3)

WARWICK JUDGE & JEAN JUDGE  
 JUDGE FAMILY SETTLEMENT SUPER FUND

**Account Summary**

<b>Opening Balance</b>		<b>Total Credits</b>		<b>Total Debits</b>		<b>Closing Balance</b>
52,856.81	+	21,844.41	-	12,109.95	=	62,591.27

**Transaction Details**


Date	Transaction Description	Debit	Credit	Balance \$
31 OCT	OPENING BALANCE			52,856.81
31 OCT	CREDIT INTEREST		0.44	52,857.25
02 NOV	INTERNET WITHDRAWAL 01NOV 15:38 JFSF 19-20 tax return	3,080.00		49,777.25
10 NOV	APNFM LTD CLRACC PFIF230430 Distrib		19.15	49,796.40
12 NOV	COMMSEC SECURITI COMMSEC	9,029.95		40,766.45
23 NOV	QUICKSUPER QUICKSPR2828553133		1,097.47	41,863.92
26 NOV	ATO ATO004000013833884		19,874.46	61,738.38
27 NOV	WAM Capital S00103819741		852.50	62,590.88
30 NOV	CREDIT INTEREST		0.39	62,591.27
30 NOV	CLOSING BALANCE			62,591.27

**Summary of Automatic Deductions**

Date	Paid To	Amount \$
12 NOV	COMMSEC SECURITI COMMSEC	9,029.95


**Interest Details**

	Credit Interest	Debit Interest
Year to Date	\$1.91	\$0.00
Previous Year	\$11.73	\$0.00



# Statement of Account

## PORTFOLIO CASH MANAGEMENT

 020  
 JUDGE FAMILY SETTLEMENT SUPER FUND  
 C/- MR W JUDGE AND MRS J JUDGE  
 26 CHURCH STREET  
 FORBES NSW 2871

**Customer Enquiries** 133 700  
 (24 hours, seven days)  
**BSB Number** 112-879  
**Account Number** 026417322  
**Statement Period** 01/10/2020 to 30/10/2020  
**Statement No.** 165(page 1 of 2)

WARWICK JUDGE & JEAN JUDGE  
JUDGE FAMILY SETTLEMENT SUPER FUND

### Account Summary

Opening Balance	Total Credits	Total Debits	Closing Balance
49,120.11	+ 4,009.70	- 273.00	= 52,856.81

### Transaction Details

Date	Transaction Description	Debit	Credit	Balance \$
01 OCT	OPENING BALANCE			49,120.11
01 OCT	AMP LIMITED SPE20/01332596		34.50	49,154.61
01 OCT	WESFARMERS LTD FIN20/00992781		2,334.15	51,488.76
07 OCT	ONEPATHFM LTD 1272673 INCOME		19.14	51,507.90
09 OCT	RWC DIVIDEND 20OCT/00802444		140.75	51,648.65
09 OCT	RWC DIVIDEND OCT20/00802684		253.35	51,902.00
09 OCT	CSL LTD DIVIDEND FAU20/00956094		778.88	52,680.88
12 OCT	APNFM LTD CLRACC PFIF230430 Distrib		19.15	52,700.03
26 OCT	QUICKSUPER QUICKSPR2807230653		429.78	53,129.81
28 OCT	TFR WDL BPAY INTERNET28OCT 05:53 TO ASIC 2290025152195	273.00		52,856.81
30 OCT	CLOSING BALANCE			52,856.81

### Interest Details

	Credit Interest	Debit Interest
Year to Date	\$1.08	\$0.00
Previous Year	\$11.73	\$0.00



Account Number 026417322  
Statement Period 22/05/2020 to 30/09/2020  
Statement No. 164(page 2 of 5)

**Transaction Details continued**

Date	Transaction Description	Debit	Credit	Balance \$
	<i>SUB TOTAL CARRIED FORWARD FROM PREVIOUS PAGE</i>			38,320.75
06 JUL	Col First State DD001090004800082		3,780.06	42,100.81
10 JUL	APNFM LTD CLRACC PFIF230430 Distrib		19.15	42,119.96 ✓
16 JUL	NDQ DST JUNE 001242451017		778.54	42,898.50 ✓
31 JUL	CREDIT INTEREST		0.35	42,898.85 ✓
05 AUG	QUICKSUPER QUICKSPR2749556357		756.25 ✓	43,655.10 ✓
10 AUG	APNFM LTD CLRACC PFIF230430 Distrib		19.15	43,674.25
14 AUG	TCL DIV/DIST AUF20/00829602		624.16	44,298.41
27 AUG	TFR WDL BPAY INTERNET27AUG 16:26 TO CIS-SYD PAITREO 2020152129900808669899	579.12		43,719.29 ✓
31 AUG	CREDIT INTEREST		0.37	43,719.66
01 SEP	DDR ITM DIV 001248876063		135.30	43,854.96
02 SEP	MLT DIV 001248862120		255.00	44,109.96 ✓
10 SEP	APNFM LTD CLRACC PFIF230430 Distrib		19.15	44,129.11
14 SEP	INTERNET WITHDRAWAL 13SEP 17:47 ASIC company statement	352.22		43,776.89
15 SEP	SYD PREMIUM PYMT AUP20/00827768		767.04	44,543.93
16 SEP	APA DST 001248998868		810.01	45,353.94
21 SEP	INTERNET WITHDRAWAL 20SEP 09:37 ASIC Statement & Office	352.00		45,001.94
23 SEP	ENT PREMIUM 001252623074		36.60	45,038.54
24 SEP	TLS FNL DIV 001250602702		328.00	45,366.54
25 SEP	ALUMINA LIMITED SEP20/00820899		417.37	45,783.91
28 SEP	QUICKSUPER QUICKSPR2786979998		147.89	45,931.80
28 SEP	Col First State DD001090004800082		261.21	46,193.01
29 SEP	COLES GROUP LTD FIN20/01080420		675.68	46,868.69
	<i>SUB TOTAL CARRIED FORWARD TO NEXT PAGE</i>			46,868.69



# Statement of Account

## PORTFOLIO CASH MANAGEMENT



020

JUDGE FAMILY SETTLEMENT SUPER FUND  
C/- MR W JUDGE AND MRS J JUDGE  
26 CHURCH STREET  
FORBES NSW 2871

**Customer Enquiries** 133 700  
(24 hours, seven days)  
**BSB Number** 112-879  
**Account Number** 026417322  
**Statement Period** 22/05/2020 to 30/09/2020  
**Statement No.** 164(page 1 of 5)

WARWICK JUDGE & JEAN JUDGE  
JUDGE FAMILY SETTLEMENT SUPER FUND

### Account Summary

<b>Opening Balance</b>		<b>Total Credits</b>		<b>Total Debits</b>		<b>Closing Balance</b>
62,892.30	+	70,572.05	-	84,344.24	=	49,120.11

### Transaction Details

Date	Transaction Description	Debit	Credit	Balance \$
22 MAY	OPENING BALANCE			62,892.30
26 MAY	TFR WDL BPAY INTERNET26MAY 10:41 TO DDR SPP 2020 3933100000177018	7,000.00		55,892.30
29 MAY	COMMONWEALTH SEC COMMSEC		17,356.03	73,248.33
30 MAY	CREDIT INTEREST		0.53	73,248.86
01 JUN	DDR ITM DIV 001241717489		112.50	73,361.36
02 JUN	COMMONWEALTH SEC COMMSEC	3,605.95		69,755.41
03 JUN	QUICKSUPER QUICKSPR2706311016		983.48	70,738.89
10 JUN	APNFM LTD CLRACC PFIF230430 Distrib		19.15	70,758.04
10 JUN	DDR SPP REF 001241871974		4,986.00	75,744.04
23 JUN	INTERNET WITHDRAWAL 23JUN 13:23 super pension payment 20	45,000.00		30,744.04
23 JUN	ING Super pensi0101035		30,000.00	60,744.04
24 JUN	INTERNET WITHDRAWAL 24JUN 14:19 Super pension payment wj	26,000.00		34,744.04
25 JUN	QUICKSUPER QUICKSPR2720899307		4,337.93	39,081.97
29 JUN	COMMSEC SECURITI COMMSEC	1,454.95		37,627.02
30 JUN	CREDIT INTEREST		0.53	37,627.55
06 JUL	ONEPATHFM LTD 1272673 INCOME		693.20	38,320.75
	<b>SUB TOTAL CARRIED FORWARD TO NEXT PAGE</b>			<b>38,320.75</b>



# Term Deposit Automatic Renewal Certificate

Date: 13th June 2021

**St.George**  
A Division of Westpac Banking Corporation  
ABN 33 007 457 141  
AFSL and Australian credit licence 233714  
Fixed Terms - IBN 30  
GPO Box 3433  
**SYDNEY NSW 2001**  
Customer Enquiries: 133 700



JUDGE FAMILY SUPER FUND  
C/O MR & MRS WD & JL JUDGE  
26 CHURCH STREET  
FORBES NSW 2871

## Account Details

Number: 000 0357163128  
Title: WD JUDGE & JL JUDGE ATF  
JUDGE FAMILY SETTLEMENT SUPER FUND

**If you have made changes before receiving this certificate, please disregard this certificate. A new certificate confirming your recent changes will be mailed to you soon.**

## Investment Details

Deposit Amount	\$485,040.12
Interest Rate	0.25% pa
Term	12 Months
Open Date	13 Jun 2021
Maturity Date	13 Jun 2022
Interest Payment Frequency	At Maturity
Interest Payment Method	Added to Principal

Please keep this certificate if you are happy to rollover your Term Deposit without making any changes to the balance, term, interest payment frequency or the interest rate quoted.

On maturity of this Term Deposit, we will send you a letter containing the details of the interest earned. At the same time we will request your instructions for renewal, reinvestment or withdrawal of the amount invested.

Please note: if applicable to the duration of the term and/or the interest payment frequency that applies to your Term Deposit, an end of financial year statement will be sent to you to assist you in preparing your tax return.



M-M/01/20/5-6/7DASTG\_D163\_CAS\_P\_STG\_MB\_M01 E-1420 S-3299 I-6597

Interest Summary for the financial year ending 30 June 2021

## WARWICK JUDGE & JEAN JUDGE ATF JUDGE FAMILY SETTLEMENT SUPER FUND

Name	Account Number	Status	Interest Earned	Withholding Tax	
				Resident	Non Resident
WARWICK JUDGE & JEAN JUDGE ... (BO)	60226063	OPEN	\$39.73	\$0.00	\$0.00
Total Interest Earned and withholding tax deducted			\$39.73	\$0.00	\$0.00

### Important Information

Withholding tax may be deducted from the interest we pay into your account, if you do not provide us with a Tax File Number ("TFN"), TFN exemption or Australian Business Number.

We have endeavoured to provide you with summarised details for your records. Please check the figures and details provided against your own records. Please do not hesitate to call us on 133 464 should you require further information. We will be more than happy to assist you further.

You may like to retain this summary for tax purposes

Printed on 07/10/2021. If this summary is printed before the end of the financial year, the amount shown in the summary is year to date.

ING is a division of ING Bank (Australia) Limited ABN 24 000 893 292.

## Transaction history

Account	WARWICK JUDGE & JEAN JUDGE ATF JUDGE FAMILY SETTLEMENT SUPER FUND ACC: 60226063	Period	01 Jun 2020 to 30 Jun 2021
Current balance	\$33,573.55		
Available balance	\$33,573.55		

### Transaction history

16 of 16 results

Date	Description	Money in	Money out	Balance
30 Jun 2021	Interest Credit	\$3.80		\$33,565.09
20 Jun 2021	Withdrawal to linked bank account - Receipt		-\$20,000.00	\$33,561.29
	<i>St. George TFSF</i> 333440 <i>SUPER ACCOUNT 332</i>			
31 May 2021	Interest Credit	\$4.55		\$53,561.29
30 Apr 2021	Interest Credit	\$4.40		\$53,556.74
31 Mar 2021	Interest Credit	\$4.55		\$53,552.34
28 Feb 2021	Interest Credit	\$4.11		\$53,547.79
31 Jan 2021	Interest Credit	\$4.11		\$53,543.68
05 Jan 2021	WARWICK JUDGE ING Optimiser Ac - Receipt 103226 <i>FROM TFSF ST GEORGE 332.</i>	\$40,000.00		\$53,539.57
31 Dec 2020	Interest Credit	\$1.15		\$13,539.57
30 Nov 2020	Interest Credit	\$1.67		\$13,538.42
31 Oct 2020	Interest Credit	\$2.87		\$13,536.75
30 Sep 2020	Interest Credit	\$2.78		\$13,533.88
31 Aug 2020	Interest Credit	\$2.87		\$13,531.10
31 Jul 2020	Interest Credit	\$2.87		\$13,528.23
30 Jun 2020	Interest Credit	\$7.30		\$13,525.36
23 Jun 2020	Super pension contribution - Receipt 101035		-\$30,000.00	\$13,518.06

This record does not show transactions that have not yet been processed by the Bank. If this record shows an overdrawn, or over the limit amount, payment should be made immediately. Electronic transactions may appear in a different order after the Bank has completed processing them.



28 June 2021

St. George  
A Division of Westpac Banking Corporation  
ABN 33 007 547 141 AFSL 233714  
Fixed Terms - IBN 30  
GPO Box 3433, Sydney, NSW 2001  
Customer Enquiries: 13 33 30



00791/020

JUDGE FAMILY SUPER FUND  
C/O MR & MRS WD & JL JUDGE  
26 CHURCH STREET  
FORBES NSW 2871

## Your Term Deposit renewal notification.

**Term Deposit account number: 0000357163128**

Dear Judge Family Super Fund C/O Mr & Mrs Wd & JI Judge,

Thank you for renewing your Term Deposit. The details of your account and the dates you need to be aware of are below.

Your current Term Deposit summary	
Principal amount	\$485,040.12
Open date	13 Jun 2021
Maturity date	13 Jun 2022
Interest rate	0.35% pa
Term	12 Months
Interest payment frequency	At Maturity
Interest payment method	Added to Principal

### What happens next?

Unless you advise us otherwise, we will automatically reinvest the principal and any unpaid interest for the same term and interest payment frequency at the standard interest rate applicable on the day of maturity. You will, however, have 14 days (called the Grace Period) beginning on the maturity date to tell us what you'd like to do.

If you do let your Term Deposit automatically reinvest, it may be reinvested at a **lower rate than the current interest rate**. There may be another product available with a similar term and a higher interest rate. If you contact us at maturity, we can check whether you're eligible for a special rate.

Note: you'll need to give us 31 days' notice to access the funds before maturity, except in cases of hardship as defined by us. If you withdraw the funds early, we may recalculate all interest paid or to be paid on your Term Deposit at a reduced rate, and you may lose any interest accrued.





Dividends Received  
For Period 01/07/2020 to 30/06/2021

Date	Dividend Received	Re-Invest	Franked Amount	Unfranked Amount	Imputation Credit	Withholding Tax
<b>SHARES IN LISTED COMPANIES</b>						
26/03/2021	820.00	-	-	820.00	-	-
17/03/2021	720.00	-	-	720.00	-	-
25/09/2020	417.37	-	417.37	-	178.87	-
27/08/2020	1893.03	1892.86	1893.03	-	811.30	-
25/02/2021	1167.04	1167.33	1167.04	-	500.16	-
30/09/2020	2251.06	-	2251.06	-	964.74	-
30/03/2021	3445.50	-	3445.50	-	1476.64	-
29/09/2020	675.68	-	675.68	-	289.58	-
26/03/2021	810.81	-	810.81	-	347.49	-
09/10/2020	778.88	-	-	778.88	-	-
01/04/2021	715.01	-	-	715.01	-	-
01/09/2020	135.30	-	135.30	-	57.99	-
01/12/2020	135.30	-	135.30	-	57.99	-
01/03/2021	189.42	-	189.42	-	81.18	-
01/06/2021	162.36	-	162.36	-	69.58	-
02/09/2020	255.00	-	255.00	-	109.29	-
04/03/2021	172.50	-	172.50	-	73.93	-
03/07/2020	160.80	155.20	160.80	-	68.91	-
10/12/2020	163.80	161.07	163.80	-	70.20	-
16/07/2020	778.54	-	-	778.54	-	-
19/01/2021	31.71	-	-	31.71	-	-
09/10/2020	394.10	-	78.82	315.28	33.78	-
26/02/2021	296.51	-	-	296.51	-	-
23/03/2021	320.00	-	320.00	-	137.14	-
14/12/2020	1400.00	-	1400.00	-	600.00	-
14/05/2021	1040.00	-	1040.00	-	445.71	-
14/08/2020	624.16	-	-	624.16	-	-
16/02/2021	585.15	-	-	585.15	-	-
24/09/2020	328.00	-	328.00	-	140.57	-
26/03/2021	328.00	-	328.00	-	140.57	-
01/04/2021	225.00	-	225.00	-	96.43	-
27/11/2020	852.50	-	852.50	-	365.36	-
07/06/2021	1395.00	-	1395.00	-	597.86	-
18/12/2020	9906.98	-	9906.98	-	4245.85	-
25/06/2021	17561.24	-	17561.24	-	7526.25	-
01/10/2020	2334.15	-	2334.15	-	1000.35	-
31/03/2021	2162.16	-	2162.16	-	926.64	-

810-25

1209-31



Dividends Received  
For Period 01/07/2020 to 30/06/2021

Date	Dividend Received	Re-Invest	Franked Amount	Unfranked Amount	Imputation Credit	Withholding Tax
	55632.06	3376.46	49966.82	5665.24	21414.36	-
<b>Total</b>	55632.06	3376.46	49966.82	5665.24	21414.36	-

# APN | Property Group

T +61 (0) 3 8656 1000  
 F +61 (0) 3 8656 1010  
 Investor Services 1800 990 456  
 Adviser Services 1300 027 636  
 W www.apngroup.com.au  
 E apnmg@apngroup.com.au

Correspondence to:  
 PO Box 48011  
 Melbourne Collins Street East  
 Victoria 8003

30 July 2021

Mr Warwick Judge & Mrs Jean Judge  
 ATF Judge Family Superannuation Fund  
 26 Church Street  
 FORBES NSW 2871

## Attribution Managed Investment Trust Member Annual Statement for the year ended 30 June 2021

APN Property for Income Fund No. 2

Investor number: PFIF230430

### Part A: Your details

Australian tax file number (TFN)	Provided
Country of tax residency	Australia

### Part B: Summary of 2021 tax return (supplementary section) items

Tax return for individuals (supplementary section)	Tax return	Total amount (\$)
Share of net income from trusts, including unfranked dividends less net capital gains, foreign income and franked distributions	13U	--
Franked distributions from trusts	13C	--
Share of franking credit from franked dividends	13Q	--
Share of credit for tax file number amounts withheld from unit trust distributions	13R	--
Net capital gain	18A	--
Total current year capital gains (grossed up amount)	18H	--
Assessable foreign source income	20E	--
Other net foreign source income	20M	--
Foreign income tax offsets	20O	--

### Part C AMMA: Components of an Attribution

#### Table 1: Australian income

	Attribution (\$)	Tax Paid (\$)
Interest	--	--
Dividends – unfranked amount	--	--
Other taxable Australian income	--	--
<b>Total Non-primary production income</b>	13U	--
<b>Dividends: Franked amount (grossed up) (Franked distributions)</b>	13C / 13Q	--

#### Table 2: Capital gains

	Attribution (\$)
Capital gains discount - Taxable Australian property	--
Capital gains discount - Non-Taxable Australian property	--
Capital gains other - Taxable Australian property	--
Capital gains other - Non-Taxable Australian property	--
<b>Net capital gain</b>	18A
AMIT CGT gross up amount	--
<b>Total capital gains</b>	18H

#### Table 3: Foreign income

	Attribution (\$)	Tax offset (\$)
Other net foreign source income	20M / 20O	--
<b>Assessable foreign source income</b>	20E	--
<b>Total foreign income (C)</b>	--	--

#### Table 4: Other non-attributable amounts (includes tax-deferred)

	Amount (\$)
Other non-attributable amounts (includes tax-deferred)*	95.7500

#### Table 5: Cash distribution details

	Amount (\$)
Gross cash distribution	95.7500
TFN amounts withheld	13R
<b>Net cash distribution</b>	95.7500

#### Table 6: Cost base details

	Amount (\$)
AMIT cost base net amount - excess* (reduction in cost base)	( 95.7500)
AMIT cost base net amount - shortfall* (increase in cost base)	--

Please retain this statement for income tax purposes. A guide to your 2021 return information is enclosed for your information.

\* Tax-free amounts and tax-deferred amounts (including returns of capital) are included in Other non-attributable amounts and reflected in the calculation for AMIT cost base net amount – excess or shortfall shown in Table 6.



15348761000298 \*S000298\*



# BetaShares

## Exchange Traded Funds

Responsible Entity: BetaShares Capital Ltd  
ABN 78 139 566 868 | AFSL 341181  
ARSN 169 907 564

All Registry communications to:  
C/- Link Market Services Limited  
Locked Bag A14, Sydney South, NSW, 1235  
Telephone: +61 1300 420 094  
ASX Code: NDQ  
Email: registrars@linkmarketservices.com.au  
Website: www.linkmarketservices.com.au

### Part A: Your details

020 162169

ISIFAND PTY LTD  
<JUDGE FAMILY SETT S/F A/C>  
26 CHURCH ST  
FORBES NSW 2871

Date: 31 July 2021  
Reference No.: X\*\*\*\*\*5804

### BETASHARES NASDAQ 100 ETF Attribution Managed Investment Trust Member Annual Statement for the year ended 30 June 2021

#### Part B: Summary of 2021 tax return (supplementary section) items for a resident individual Non Australian residents should seek independent Australian tax advice.

Tax return (supplementary section)	Amount	Tax return label
Share of net income from trusts, less net capital gains, foreign income and franked distributions	\$0.00	13U
Franked distribution from trusts	\$0.00	13C
Other deductions relating to non-primary production income	\$0.00	13Y
Share of franking credits from franked dividends	\$0.00	13Q
Share of credit for foreign resident withholding amounts (excluding capital gains)	\$0.00	13A
Share of credit for tax amounts withheld	\$0.00	13R
Net capital gain	\$699.78	18A
Total current year capital gains	\$1,399.56	18H
Credit for foreign resident capital gains withholding amounts	\$0.00	18X
Assessable foreign source income	\$73.37	20E
Other net foreign source income	\$73.37	20M
Australian franking credits from a New Zealand franking company	\$0.00	20F
Foreign income tax offset *	\$31.72	20O
Early stage venture capital limited partnership: current year tax offset	\$0.00	T7K
Early stage investor: current year tax offset	\$0.00	T8L
Other refundable tax offsets: Exploration credits	\$0.00	T9P

\*To work out your foreign income tax offset (FITO) entitlement, see 20 Foreign source income and foreign assets or property or the Guide to foreign tax offset rules 2021.

#### Part B: Capital gains tax information – Additional information for item 18

	Amount	
Capital gains - discounted method	\$1,399.56	(gross amount)
Capital gains - indexation method	\$0.00	
Capital gains - other method	\$0.00	
<b>Total current year capital gains</b>	<b>\$1,399.56</b>	

**Part C: Components of attribution**

	Cash distributions	Tax paid or Franking credit (grossed up)	Attributable amount
<b>Australian Income</b>			
Dividends - unfranked amount declared to be CFI	\$0.00		\$0.00
Dividends - unfranked amount not declared to be CFI	\$0.00		\$0.00
Dividends - less LIC capital gain deduction	\$0.00		\$0.00
Interest (subject to non - resident withholding tax)	\$0.00		\$0.00
Interest (not subject to non - resident withholding tax)	\$0.00		\$0.00
Other assessable Australian income	\$0.00		\$0.00
Clean Building MIT Income	\$0.00		\$0.00
Less other allowable trust deductions	\$0.00		\$0.00
NCMI – Non-primary production	\$0.00		\$0.00
Excluded from NCMI – Non-primary production	\$0.00		\$0.00
<b>Non-primary production income</b>	<b>\$0.00</b>		<b>\$0.00</b>
<b>Dividends - Franked amount</b>	<b>\$0.00</b>	<b>\$0.00</b>	<b>\$0.00</b>
<b>Capital Gains</b>			
Capital gains - discounted method - TAP	\$0.00		\$0.00
Capital gains - discounted method - TAP - NCMI	\$0.00		\$0.00
Capital gains - discounted method - TAP - Excluded from NCMI	\$0.00		\$0.00
Capital gains - discounted method - NTAP	\$699.78	\$0.00	\$699.78
Capital gains - discounted method - NTAP - NCMI	\$0.00		\$0.00
Capital gains - discounted method - NTAP - Excluded from NCMI	\$0.00		\$0.00
Capital gains - discounted method - TAP - Clean building MIT	\$0.00		\$0.00
Capital gains - indexation method - TAP	\$0.00		\$0.00
Capital gains - indexation method - NTAP	\$0.00		\$0.00
Capital gains - other method - TAP	\$0.00		\$0.00
Capital gains - other method - TAP - NCMI	\$0.00		\$0.00
Capital gains - other method - TAP - Excluded from NCMI	\$0.00		\$0.00
Capital gains - other method - NTAP	\$0.00	\$0.00	\$0.00
Capital gains - other method - NTAP - NCMI	\$0.00		\$0.00
Capital gains - other method - NTAP - Excluded from NCMI	\$0.00		\$0.00
Capital gains - other method - TAP - Clean building MIT	\$0.00		\$0.00
<b>Net capital gains</b>	<b>\$699.78</b>		<b>\$699.78</b>
AMIT CGT gross up amount			\$699.78
Other capital gains distribution	\$699.78		
<b>Total current year capital gains</b>	<b>\$1,399.56</b>	<b>\$0.00</b>	<b>\$1,399.56</b>
<b>Foreign Income</b>			
Other net foreign source income	\$41.65	\$31.72	\$73.37
Australian franking credit from a New Zealand franking company		\$0.00	\$0.00
CFC income	\$0.00		\$0.00
Transferor trust income	\$0.00		\$0.00
<b>Total foreign income</b>	<b>\$41.65</b>	<b>\$31.72</b>	<b>\$73.37</b>
<b>Other Non-assessable Amounts</b>			
Net exempt income	\$0.00		
Non-assessable non-exempt amount	\$0.00		
Other non-attributable amounts	\$0.00		
<b>Total Non-assessable amounts</b>	<b>\$0.00</b>		
<b>Gross Cash Distribution</b>	<b>\$1,441.21</b>		
<b>Other deductions from Distribution</b>			
Less: Other Withholding Tax	\$0.00		
Less: TFN/ABN Withholding Tax	\$0.00		
<b>Net Cash Distribution</b>	<b>\$1,441.21</b>		

Under the AMIT tax rules, a fund may distribute a cash amount that is different to the taxable income attributed by the fund to investors. This can give rise to a cost base adjustment disclosed in Part E of this statement.

## Part D : Tax offsets

Tax offsets	Amount
Franking credit tax offset	\$0.00
Foreign income tax offsets - excluding capital gains	\$31.72
Foreign income tax offsets - foreign capital gains (discounted method)	\$0.00
Foreign income tax offsets - foreign capital gains (other method)	\$0.00
Australian franking credits from a New Zealand franking company	\$0.00
<b>Total tax offsets</b>	<b>\$31.72</b>

## Part E: Attribution Managed Investment Trust ('AMIT') cost base adjustments

AMIT cost base net increase amount	\$0.00
AMIT cost base net decrease amount	\$0.00

## Part F: Payment summary information for the year ended 30 June 2021

	Attribution/Amount	Tax paid
Total fund payment	\$0.00	\$0.00
Interest Income	\$0.00	\$0.00
Unfranked dividend not declared to be CFI	\$0.00	\$0.00
Deemed payment - Dividend	\$0.00	\$0.00
Deemed payment - Interest	\$0.00	\$0.00
Deemed payment - Royalties	\$0.00	\$0.00
Deemed payment - Fund payment	\$0.00	\$0.00

### **BetaShares funds and AMIT**

BetaShares funds are governed by the Attribution Managed Investment Trust tax rules (AMIT). The AMIT rules were introduced to simplify and make fairer the taxation of investors holding managed investment funds. Under these rules, the taxable income attributed to you for a fund's income year may be different to the cash distribution(s) you receive during the year. This can give rise to a cost base adjustment disclosed in Part E of this statement. This cost base adjustment should be taken into account upon disposal of the units when calculating your capital gain/loss.

You will be assessed for tax on the amount attributed to you by BetaShares, and this is the amount you must include in your tax return. Please refer to <https://www.betashares.com.au/tax> for further information about the AMIT tax regime.

### **Tax Guide**

The Annual Tax Guide contains general information about how to use this statement when you complete your 2021 Tax Return. To view the 2021 Tax Guide, please visit: <http://www.betashares.com.au/TaxGuide>

This statement contains important information. Please retain it for taxation purposes as a charge may be levied for replacement.

To view or change your Unitholder details, please visit our investor website at [www.linkmarketservices.com.au](http://www.linkmarketservices.com.au)

Stay informed with the latest investment news, economic insights, and portfolio construction information. Subscribe to BetaShares' weekly newsletter [www.betashares.com.au/subscribe](http://www.betashares.com.au/subscribe)



# BetaShares

## Exchange Traded Funds

Responsible Entity: BetaShares Capital Ltd  
ABN 78 139 566 868 | AFSL 341181  
ARSN 169 906 530

All Registry communications to:  
C/- Link Market Services Limited  
Locked Bag A14, Sydney South, NSW, 1235  
Telephone: +61 1300 420 094  
ASX Code: UMAX  
Email: [registrars@linkmarketservices.com.au](mailto:registrars@linkmarketservices.com.au)  
Website: [www.linkmarketservices.com.au](http://www.linkmarketservices.com.au)

### Part A: Your details

020 162195

ISIFAND PTY LTD  
<JUDGE FAMILY SETT S/F A/C>  
26 CHURCH ST  
FORBES NSW 2871

Date: 31 July 2021  
Reference No.: X\*\*\*\*\*5804

### BETASHARES S&P 500 YIELD MAXIMISER FUND (MANAGED FUND) Attribution Managed Investment Trust Member Annual Statement for the year ended 30 June 2021

#### Part B: Summary of 2021 tax return (supplementary section) items for a resident individual Non Australian residents should seek independent Australian tax advice.

Tax return (supplementary section)	Amount	Tax return label
Share of net income from trusts, less net capital gains, foreign income and franked distributions	\$0.00	13U
Franked distribution from trusts	\$0.00	13C
Other deductions relating to non-primary production income	\$0.00	13Y
Share of franking credits from franked dividends	\$0.00	13Q
Share of credit for foreign resident withholding amounts (excluding capital gains)	\$0.00	13A
Share of credit for tax amounts withheld	\$0.00	13R
Net capital gain	\$44.41	18A
Total current year capital gains	\$88.82	18H
Credit for foreign resident capital gains withholding amounts	\$0.00	18X
Assessable foreign source income	\$0.00	20E
Other net foreign source income	\$0.00	20M
Australian franking credits from a New Zealand franking company	\$0.00	20F
Foreign income tax offset *	\$0.00	20O
Early stage venture capital limited partnership: current year tax offset	\$0.00	T7K
Early stage investor: current year tax offset	\$0.00	T8L
Other refundable tax offsets: Exploration credits	\$0.00	T9P

\*To work out your foreign income tax offset (FITO) entitlement, see 20 Foreign source income and foreign assets or property or the Guide to foreign tax offset rules 2021.

#### Part B: Capital gains tax information – Additional information for item 18

	Amount	
Capital gains - discounted method	\$88.82	(gross amount)
Capital gains - indexation method	\$0.00	
Capital gains - other method	\$0.00	
<b>Total current year capital gains</b>	<b>\$88.82</b>	

## Part C: Components of attribution

	Cash distributions	Tax paid or Franking credit (grossed up)	Attributable amount
<b>Australian Income</b>			
Dividends - unfranked amount declared to be CFI	\$0.00		\$0.00
Dividends - unfranked amount not declared to be CFI	\$0.00		\$0.00
Dividends - less LIC capital gain deduction	\$0.00		\$0.00
Interest (subject to non - resident withholding tax)	\$0.00		\$0.00
Interest (not subject to non - resident withholding tax)	\$0.00		\$0.00
Other assessable Australian income	\$0.00		\$0.00
Clean Building MIT Income	\$0.00		\$0.00
Less other allowable trust deductions	\$0.00		\$0.00
NCMI – Non-primary production	\$0.00		\$0.00
Excluded from NCMI – Non-primary production	\$0.00		\$0.00
<b>Non-primary production income</b>	<b>\$0.00</b>		<b>\$0.00</b>
<b>Dividends - Franked amount</b>	<b>\$0.00</b>	<b>\$0.00</b>	<b>\$0.00</b>
<b>Capital Gains</b>			
Capital gains - discounted method - TAP	\$0.00		\$0.00
Capital gains - discounted method - TAP - NCMI	\$0.00		\$0.00
Capital gains - discounted method - TAP - Excluded from NCMI	\$0.00		\$0.00
Capital gains - discounted method - NTAP	\$44.41	\$0.00	\$44.41
Capital gains - discounted method - NTAP - NCMI	\$0.00		\$0.00
Capital gains - discounted method - NTAP - Excluded from NCMI	\$0.00		\$0.00
Capital gains - discounted method - TAP - Clean building MIT	\$0.00		\$0.00
Capital gains - indexation method - TAP	\$0.00		\$0.00
Capital gains - indexation method - NTAP	\$0.00		\$0.00
Capital gains - other method - TAP	\$0.00		\$0.00
Capital gains - other method - TAP - NCMI	\$0.00		\$0.00
Capital gains - other method - TAP - Excluded from NCMI	\$0.00		\$0.00
Capital gains - other method - NTAP	\$0.00	\$0.00	\$0.00
Capital gains - other method - NTAP - NCMI	\$0.00		\$0.00
Capital gains - other method - NTAP - Excluded from NCMI	\$0.00		\$0.00
Capital gains - other method - TAP - Clean building MIT	\$0.00		\$0.00
<b>Net capital gains</b>	<b>\$44.41</b>		<b>\$44.41</b>
AMIT CGT gross up amount			\$44.41
Other capital gains distribution	\$44.41		
<b>Total current year capital gains</b>	<b>\$88.82</b>	<b>\$0.00</b>	<b>\$88.82</b>
<b>Foreign Income</b>			
Other net foreign source income	\$0.00	\$0.00	\$0.00
Australian franking credit from a New Zealand franking company		\$0.00	\$0.00
CFC income	\$0.00		\$0.00
Transferor trust income	\$0.00		\$0.00
<b>Total foreign income</b>	<b>\$0.00</b>	<b>\$0.00</b>	<b>\$0.00</b>
<b>Other Non-assessable Amounts</b>			
Net exempt income	\$0.00		
Non-assessable non-exempt amount	\$0.00		
Other non-attributable amounts	\$168.48		
<b>Total Non-assessable amounts</b>	<b>\$168.48</b>		
<b>Gross Cash Distribution</b>	<b>\$257.30</b>		
<b>Other deductions from Distribution</b>			
Less: Other Withholding Tax	\$0.00		
Less: TFN/ABN Withholding Tax	\$0.00		
<b>Net Cash Distribution</b>	<b>\$257.30</b>		

Under the AMIT tax rules, a fund may distribute a cash amount that is different to the taxable income attributed by the fund to investors. This can give rise to a cost base adjustment disclosed in Part E of this statement.

## Part D : Tax offsets

Tax offsets	Amount
Franking credit tax offset	\$0.00
Foreign income tax offsets - excluding capital gains	\$0.00
Foreign income tax offsets - foreign capital gains (discounted method)	\$0.00
Foreign income tax offsets - foreign capital gains (other method)	\$0.00
Australian franking credits from a New Zealand franking company	\$0.00
<b>Total tax offsets</b>	<b>\$0.00</b>

## Part E: Attribution Managed Investment Trust ('AMIT') cost base adjustments

AMIT cost base net increase amount	\$0.00
AMIT cost base net decrease amount	\$168.48

## Part F: Payment summary information for the year ended 30 June 2021

	Attribution/Amount	Tax paid
Total fund payment	\$0.00	\$0.00
Interest Income	\$0.00	\$0.00
Unfranked dividend not declared to be CFI	\$0.00	\$0.00
Deemed payment - Dividend	\$0.00	\$0.00
Deemed payment - Interest	\$0.00	\$0.00
Deemed payment - Royalties	\$0.00	\$0.00
Deemed payment - Fund payment	\$0.00	\$0.00

### **BetaShares funds and AMIT**

BetaShares funds are governed by the Attribution Managed Investment Trust tax rules (AMIT). The AMIT rules were introduced to simplify and make fairer the taxation of investors holding managed investment funds. Under these rules, the taxable income attributed to you for a fund's income year may be different to the cash distribution(s) you receive during the year. This can give rise to a cost base adjustment disclosed in Part E of this statement. This cost base adjustment should be taken into account upon disposal of the units when calculating your capital gain/loss.

You will be assessed for tax on the amount attributed to you by BetaShares, and this is the amount you must include in your tax return. Please refer to <https://www.betashares.com.au/tax> for further information about the AMIT tax regime.

### **Tax Guide**

The Annual Tax Guide contains general information about how to use this statement when you complete your 2021 Tax Return. To view the 2021 Tax Guide, please visit: <http://www.betashares.com.au/TaxGuide>

This statement contains important information. Please retain it for taxation purposes as a charge may be levied for replacement.


To view or change your Unitholder details, please visit our investor website at [www.linkmarketservices.com.au](http://www.linkmarketservices.com.au)


Stay informed with the latest investment news, economic insights, and portfolio construction information. Subscribe to BetaShares' weekly newsletter [www.betashares.com.au/subscribe](http://www.betashares.com.au/subscribe)



012474 000 TCL  
 ISIFAND PTY LTD  
 <JUDGE FAMILY SETT S/F A/C>  
 26 CHURCH STREET  
 FORBES NSW 2871

## Update Your Information

 [www.computershare.com.au/easyupdate/tcl](http://www.computershare.com.au/easyupdate/tcl)

 **Computershare Investor Services Pty Limited**  
 GPO Box 2975 Melbourne  
 Victoria 3001 Australia

 (within Australia) 1300 360 146  
 (international) +61 3 9415 4315

Holder Identification  
 Number (HIN)

HIN WITHHELD

## Annual Tax Statement

### TRIPLE STAPLED SECURITIES - DISTRIBUTIONS

Australian resident individual investors should use the below Tax Statement to assist in completing their 2021 Income Tax Return. This Annual Tax Statement should be read in conjunction with the Transurban Tax Statement Guide, available on the Transurban website at [www.transurban.com/investor-centre/distributions-and-tax/tax-guides](http://www.transurban.com/investor-centre/distributions-and-tax/tax-guides). If an investor has a tax year ending on a date other than 30 June, they should seek advice from their tax adviser.

Transurban Holding Trust ("THT") is an Attribution Managed Investment Trust ("AMIT") for the year ended 30 June 2021. It is required to provide you with an AMIT Member Annual ("AMMA") Statement. This Annual Tax Statement is also your AMMA Statement in respect of your security holding in THT during the year ended 30 June 2021. This AMMA Statement also provides a reasonable estimate of the AMIT cost base net amount for the year ended 30 June 2021.

This Annual Tax Statement and accompanying notes are not intended to be tax advice and investors should consult a professional tax adviser if necessary for completion of income tax returns.

### PART A: SUMMARY OF 2021 INCOME TAX RETURN FOR INDIVIDUAL (INCLUDING SUPPLEMENTARY SECTIONS)

Item	Australian Resident Individual Tax Return Label	Total
Dividends - Franked	11T	\$0.00
Franking credit	11U	\$0.00
Share of non-primary production income	13U	\$770.75
Franked distributions from trusts	13C	\$12.86
Share of franking credits from franked dividends	13Q	\$3.86
Share of credit for TFN amounts withheld	13R	\$0.00
Share of credit for foreign resident withholding amounts	13A	\$0.00
Net capital gain	18A	\$0.00
Total current year capital gains	18H	\$0.00

### PART B: COMPONENTS

Dividend - Transurban Holdings Limited <sup>1</sup>	30 June 2020 (paid August 2020)	31 December 2020 (paid February 2021)	Total
Dividends - Franked	\$0.00	\$0.00	\$0.00
Franking Credit / Tax Offset	\$0.00	\$0.00	\$0.00
Distribution - Transurban Holding Trust <sup>2</sup>	31 December 2020 (paid February 2021)	30 June 2021 (paid August 2021)	Total
Assessable Australian Income (Attribution Amounts)			
Interest Income	\$179.05	\$300.57	\$479.62
Rent and Other Income <sup>3</sup>	\$59.62	\$196.61	\$256.23
Non-Concessional MIT Income (NCMI)	\$25.15	\$9.75	\$34.90
Capital Gain - Discount	\$0.00	\$0.00	\$0.00
Capital Gain - Other	\$0.00	\$0.00	\$0.00
Franked Distribution	\$0.00	\$9.00	\$9.00
Franking Credit / Tax Offset	\$0.00	\$3.86	\$3.86
Other - Transurban Holding Trust <sup>4</sup>	31 December 2020 (paid February 2021)	30 June 2021 (paid August 2021)	Total
Non-Assessable Amount	\$321.33	\$283.78	\$605.11
TFN / ABN Withholding <sup>5</sup>	\$0.00	\$0.00	\$0.00
AMIT Withholding <sup>5</sup>	\$0.00	\$0.00	\$0.00

**Net Cash Distribution For The Year - Transurban Holding Trust<sup>4</sup>**

Gross Distribution (paid February 2021)	\$585.15
Tax withheld <sup>5</sup>	\$0.00
Gross Distribution (paid August 2021)	\$799.71
Tax withheld <sup>5</sup>	\$0.00
Net cash distributions applicable to the year ended 30 June 2021	\$1,384.86

**PART C: AMIT COST BASE ADJUSTMENTS - Transurban Holding Trust<sup>4</sup>**

AMIT cost base net increase amount	\$0.00
AMIT cost base net decrease amount	\$605.11

**Notes:**

1. This dividend represents the payment from Transurban Holdings Limited ABN 86 098 143 429.
2. This distribution represents the payment from Transurban Holding Trust ABN 30 169 362 255.
3. Rent and Other Income includes amounts that are 'Excluded from NCMI'. 'Excluded from NCMI' refers to amounts that would have been NCMI but are not NCMI due to the application of any of the following provisions:
  - Subsection 12-437(5) in Schedule 1 to the *Taxation Administration Act 1953* ("TAA 1953") – approved economic infrastructure facility exception;
  - Section 12-440 in Schedule 1 to the TAA 1953 – MIT cross staple arrangement income transitional provisions.
4. These disclosures relate to the distribution from Transurban Holding Trust ABN 30 169 362 255.
5. Tax withheld and remitted to the Australian Taxation Office on your behalf for the year ended 30 June 2021.

# Managed Investment Funds

## 2020/21 Tax Return Information Statement

**Account number:** 090 004800082  
**Account type:** Super fund  
**Account name:** Warwick Dyker Judge  
 Jean Louise Judge  
 Judge Superannuation Fund  
 Judge Superannuation Fund  
**TFN/ABN:** Provided

19412 | 0000005 | 16201 | 001



Mr W D & Mrs J L Judge  
 26 Church St  
 FORBES NSW 2871

If you have any questions about this statement, please talk to your financial adviser or accountant. The information shown on this statement is also provided to the Australian Taxation Office (ATO).

### Part A

### Summary of 2021 tax return items

Tax return	Amount (\$)	Tax return label
Interest income	0.00	10L
TFN amounts withheld (Interest)	0.00	10M
Non-primary production income	993.73	13U
Franked distributions from trusts	715.33	13C
Share of franking credits – franked dividends	292.62	13Q
TFN amounts withheld (Trust Distribution)	0.00	13R
Total current year capital gains	8,273.78	18H
Net capital gain	5,633.07	18A
Controlled Foreign Company (CFC) income	0.00	19K
Assessable foreign source income	467.74	20E
Other net foreign source income	467.74	20M
Australian franking credits from a New Zealand franking company	0.00	20F
Foreign Income Tax Offset	38.18	20O

### Part B

Capital gains tax information – additional information for item 18	Amount (\$)
Capital gains - discount method (grossed-up amount)	7,922.12
Capital gains - other than discount method	351.66
<b>Total current year capital gains</b>	<b>8,273.78</b>

#### Notes

The cost base of your units in Attribution Managed Investment Trusts (AMITs) can be adjusted both upward and downward. Your cost base is adjusted at the end of each income year by the 'AMIT cost base net amount'. For all AMIT attribution, distribution and cost-base adjustment information, go to **Part C of the individual AMMA statement**.

#### Keeping your account details up-to-date

Please ensure that all account details, including your address information shown at the top of this statement are correct. Contact Investor Services on 13 13 36, Monday to Friday, between 8am to 7pm, Sydney - Australian Eastern Standard Time to inform us of any changes to your account.

**PLEASE RETAIN THIS STATEMENT FOR INCOME TAX PURPOSES**

Use this statement, together with the tax guide, to help you complete your tax return. Tax guides are also available on our website at [www.cfs.com.au](http://www.cfs.com.au).

**Part C**

<b>Total - interest</b>	<b>Taxable income (\$)</b>
Interest income	0.00

**Total - components of distribution/attribution**

	Cash distribution (\$)	Tax paid/Franking credit (\$)	Attribution/ Taxable amount (\$)
<b>Australian income</b>			
Dividends - unfranked not CFI*	8.33		8.33
Dividends - unfranked CFI*	23.65		23.65
Interest	17.25		17.25
Interest exempt from non-resident withholding	284.40		284.40
Other income	656.18		656.18
NCMI# - Non-primary production	0.65		0.65
Excluded from NCMI# - Non-primary production	3.27		3.27
<b>Non-primary production income</b>	<b>993.73</b>		<b>993.73</b>
<b>Dividends - franked amount</b>	<b>422.71</b>	<b>292.62</b>	<b>715.33</b>
<b>Capital gains</b>			
Discounted capital gain TAP^	0.64		0.64
Discounted capital gain NTAP^	3,960.42		3,960.42
Discounted capital gain NCMI#	0.00		0.00
Discounted capital gain Excluded NCMI#	0.00		0.00
Capital gains - other TAP^	0.00		0.00
Capital gains - other NTAP^	351.66		351.66
Capital gains - other NCMI#	0.00		0.00
Capital gains - other Excluded NCMI#	0.00		0.00
<b>Capital gain</b>	<b>4,312.72</b>		<b>4,312.72</b>
CGT gross-up amount (AMIT)			3,961.06
Other capital gains distribution (AMIT)	3,961.06		
CGT concession amount (non-AMIT)	0.00		
<b>Total current year/distributed capital gains</b>	<b>8,273.78</b>		
<b>Foreign income</b>			
Other net foreign source income	429.56	38.18	467.74
<b>Assessable foreign income</b>	<b>429.56</b>	<b>38.18</b>	<b>467.74</b>
Australian franking credits from a New Zealand franking company		0.00	0.00
CFC income	0.00		0.00
<b>Total foreign income</b>	<b>429.56</b>	<b>38.18</b>	<b>467.74</b>

**Notes**

\* CFI = Conduit foreign income. CFI unfranked dividend income is paid from Australian companies and the income has been declared to be CFI income. CFI income is exempt from non-resident withholding tax.

^ TAP = Taxable Australian Property. NTAP = Non-Taxable Australian Property.

# NCMI = Non-concessional MIT Income

**PLEASE RETAIN THIS STATEMENT FOR INCOME TAX PURPOSES**

Use this statement, together with the tax guide, to help you complete your tax return. Tax guides are also available on our website at [www.cfs.com.au](http://www.cfs.com.au).

Part C - continued

	Cash distribution (\$)	Attribution/Amount (\$)
<b>Other non-assessable amounts</b>		
Net exempt income	0.00	0.00
Non-assessable non-exempt	0.00	0.00
Other non-attributable amounts (AMIT)	44.95	
Tax free amounts (non-AMITs)	0.00	
Tax deferred amounts (non-AMITs)	0.00	
<b>Gross cash distribution</b>	<b>10,164.73</b>	
<b>(Includes interest income)</b>		
<b>Other deductions from distribution</b>		
Less: TFN amounts withheld	0.00	
Less: Non-resident withholding tax(12H)	0.00	
Less Other non-resident withholding	0.00	
<b>Net cash distribution</b>	<b>10,164.73</b>	
<b>(Includes interest income)</b>		

**Do you hold any other investments with Colonial First State?**

You will receive a separate Tax Return Information Statement if you have an investment in any other Colonial First State product.

**If you intend to complete a myTax return, please check the information against this statement**

Colonial First State is participating in the ATO's project to pre-fill managed fund distribution information into the myTax online tax return portal. If you complete a myTax return, you should ensure that any information that is pre-filled matches this distribution statement. To find out more about myTax visit the ATO website.

**PLEASE RETAIN THIS STATEMENT FOR INCOME TAX PURPOSES**

Use this statement, together with the tax guide, to help you complete your tax return. Tax guides are also available on our website at [www.cfs.com.au](http://www.cfs.com.au).

## Attribution managed investment trust member annual statement (AMMA)

## Part C

## Components of attribution

Investment option: Diversified Fund(FSF0022AU)

	Cash distribution (\$)	Tax paid/Franking credit (\$)	Attribution (\$)
<b>Australian income</b>			
Dividends - unfranked not CFI	8.33		8.33
Dividends - unfranked CFI	23.65		23.65
Interest	17.25		17.25
Interest exempt from non-resident withholding	284.40		284.40
Other income	656.18		656.18
NCMI# - Non-primary production	0.65		0.65
Excluded from NCMI# - Non-primary production	3.27		3.27
<b>Non-primary production income</b>	<b>993.73</b>		<b>993.73</b>
<b>Dividends - franked amount</b>	<b>422.71</b>	<b>292.62</b>	<b>715.33</b>
<b>Capital gains</b>			
Discounted capital gain TAP	0.64		0.64
Discounted capital gain NTAP	3,960.42		3,960.42
Discounted capital gain NCMI#	0.00		0.00
Discounted capital gain Excluded NCMI#	0.00		0.00
Capital gains - other TAP	0.00		0.00
Capital gains - other NTAP	351.66		351.66
Capital gains - other NCMI#	0.00		0.00
Capital gains - other Excluded NCMI#	0.00		0.00
<b>Capital gain</b>	<b>4,312.72</b>		<b>4,312.72</b>
CGT gross-up amount (AMIT)			3,961.06
Other capital gains distribution (AMIT)	3,961.06		
<b>Total current year capital gains</b>	<b>8,273.78</b>		<b>8,273.78</b>
<b>Foreign income</b>			
Other net foreign source income	429.56	38.18	467.74
<b>Assessable foreign income</b>	<b>429.56</b>	<b>38.18</b>	<b>467.74</b>
Australian franking credits from a New Zealand franking company		0.00	0.00
CFC income	0.00		0.00
<b>Total foreign income</b>	<b>429.56</b>	<b>38.18</b>	<b>467.74</b>

PLEASE RETAIN THIS STATEMENT FOR INCOME TAX PURPOSES

Use this statement, together with the tax guide, to help you complete your tax return. Tax guides are also available on our website at [www.cfs.com.au](http://www.cfs.com.au).

## Attribution managed investment trust member annual statement (AMMA) continued

## Part C

## Components of attribution

Investment option: Diversified Fund(FSF0022AU)

	Cash distribution (\$)	Attribution/Amount (\$)
<b>Other non-assessable amounts</b>		
Net exempt income	0.00	0.00
Non-assessable non-exempt	0.00	0.00
Other non-attributable amounts (AMIT)	44.95	
<b>Gross cash distribution</b>	<b>10,164.73</b>	
<b>Other deductions from distribution</b>		
Less: TFN amounts withheld	0.00	
Less: Non-resident withholding tax (12 H)	0.00	
Less Other non-resident withholding	0.00	
<b>Net cash distribution</b>	<b>10,164.73</b>	

## Other Amount (\$)

## AMIT Cost Base Adjustment Amounts

AMIT cost base net decrease amount - (excess)	44.95
AMIT cost base net increase amount - (short fall)	0.00

**PLEASE RETAIN THIS STATEMENT FOR INCOME TAX PURPOSES**

Use this statement, together with the tax guide, to help you complete your tax return. Tax guides are also available on our website at [www.cfs.com.au](http://www.cfs.com.au).

Colonial First State Investments Limited ABN 98 002 348 32, AFS Licence 232468 (CFSIL) is the issuer of interests in FirstChoice Personal Super, FirstChoice Wholesale Personal Super, FirstChoice Pension, FirstChoice wholesale pension and FirstChoice Employer Super from Colonial First State FirstChoice Superannuation Trust ABN 26 458 298 557 and interests in the Rollover & Superannuation Fund and the Personal Pension Plan from the Colonial First State Rollover & Superannuation Fund ABN 88 854 638 840 and interests in the Colonial First State Pooled Superannuation Trust ABN 51 982 884 624. It also issues interests in products made available under FirstChoice Investments and FirstChoice Wholesale Investments, other than FirstRate Saver, FirstRate Term Deposits and FirstRate Investment Deposits which are products of the Commonwealth Bank of Australia ABN 48 123 123 124, AFS Licence 234945 (CBA). The investment performance and the repayment of capital of the investment options is not guaranteed.

Investor Services 13 13 36  
[www.cfs.com.au](http://www.cfs.com.au)

# Managed Investment Funds Statement

## Your details

Mr W D & Mrs J L Judge  
26 Church St  
FORBES NSW 2871

**Statement period** 1 January 2021 to 30 June 2021  
**Account number** 090 004800082  
**Account name** Warwick Dyker Judge  
Jean Louise Judge  
Judge Superannuation Fund  
**Email address** jxxxxxx1@bigpond.com  
**TFN/ABN held** Yes  
**Adviser details** Mark Taylor  
Lifestyle Asset Management Pty Ltd

## Your account balance

Your opening account balance as at: 31 December 2020 **\$81,646.27**  
Your closing account balance as at: 30 June 2021 **\$79,926.03**

Total investment return for the period (including distributions): **\$6,727.98**  
*This equals the total amount of your distribution(s) + the change in investment value over the period.*

## Your account valuation

Investment option name	Option code	Units	Unit price \$	Value \$
Diversified	005	37,315.4804	2.1419	79,926.03
<b>Account value</b>				<b>79,926.03</b>

Colonial First State Investments Limited ABN 98 002 348 352, AFSL 232468 (CFSIL) is the Responsible Entity of the Fund(s). This document may include general advice but does not take into account your individual objectives, financial situation or needs. You should read the relevant Disclosure document and Financial Services Guide (FSG) carefully and assess whether the information is appropriate for you and consider talking to a financial adviser before making an investment decision. Disclosure documents are available at [www.cfs.com.au](http://www.cfs.com.au) or by calling us on 13 13 36.

Investor Services 13 13 36  
 [www.cfs.com.au](http://www.cfs.com.au)



# Managed Investment Funds Statement

090 004800082

## Your account summary

<b>Opening balance at 31 December 2020</b>	<b>\$81,646.27</b>
<b>Your investments</b>	
Distributions	\$8,448.22
<b>Your withdrawals</b>	
Distribution payments	\$-8,448.22
<b>Change in investment value</b>	<b>\$-1,720.24</b>
<i>The increase or decrease in the value of your investment over the statement period.</i>	
<b>Closing balance at 30 June 2021</b>	<b>\$79,926.03</b>

## Your distribution information

Investment option(s)		Units	Dist'n per unit \$	Value \$
Diversified	28 March	37,315.4804	0.0590	2,201.61
Diversified	30 June	37,315.4804	0.1674	6,246.61

**Distribution option:** Direct Credit

Your nominated bank account for distribution payment is 112-879 026417322

## Your future investment selection

The investment allocation shown below will be used for all future transactions unless you tell us otherwise. This means any additional contributions you make to your account will be invested in line with the allocation outlined below.

Investment option(s)	% Allocation
Diversified Fund	100.00

To change your future investment selection, please log in to FirstNet and select Investment allocation or call us on 13 13 36. We recommend you speak to your financial adviser before making any changes to your account.

**Managed Investment Funds Statement**

090 004800082

**Your account transactions**

<b>Date</b>	<b>Transaction</b>	<b>Amount \$</b>	<b>Unit Price \$</b>	<b>Units</b>	<b>Value \$</b>
<b>Investment summary - Diversified</b>					
31 Dec 2020	Opening balance		2.1880	37,315.4804	81,646.27
28 Mar 2021	Distribution	2,201.61			
	Distribution paid	-2,201.61			
30 Jun 2021	Distribution	6,246.61			
	Distribution paid	-6,246.61			
	Change in investment value				-1,720.24
30 Jun 2021	Closing balance		2.1419	37,315.4804	79,926.03

**Your fee summary**

**Fees charged**

This is the amount of fees (including adjustments) that have been deducted from your account this period as detailed in "Your account summary" of this statement. \$0.00

**Indirect costs of your investment**

This approximate amount has been deducted from your investment and covers amounts that have reduced the return on your investment but are not charged to you directly as a fee. These costs are reflected in the daily unit price and are paid monthly. \$411.22 \*

*\* This is an estimate of the fees that have been deducted from your investment and includes an estimate of any performance fee (if applicable).*

*A breakdown of these costs per investment option is provided below:*

**Investment options**

<i>Diversified</i>	<b>\$411.22</b>
<b>Total</b>	<b>\$411.22</b>

**Buy/sell spread**

This approximate amount was deducted from your investment options and represents the estimated costs incurred when investing, switching or withdrawing. \$0.00

000498/035758

Colonial First State Investments Limited ABN 98 002 348 352, AFSL 232468 (CFSIL) is the Responsible Entity of the Fund(s). This document may include general advice but does not take into account your individual objectives, financial situation or needs. You should read the relevant Disclosure document and Financial Services Guide (FSG) carefully and assess whether the information is appropriate for you and consider talking to a financial adviser before making an investment decision. Disclosure documents are available at [www.cfs.com.au](http://www.cfs.com.au) or by calling us on 13 13 36.

Investor Services 13 13 36  
[www.cfs.com.au](http://www.cfs.com.au)

Managed Investment Funds  
2020/21 Tax Return Information Statement

Account number: 090 005016050  
Account type: Super fund  
Account name: Warwick Judge  
Jean Louise Judge  
Judge Superannuation Fund  
Judge Superannuation Fund  
TFN/ABN: Provided

19415 | 0000005 | 46472 | 001



Mr W D & Mrs J L Judge  
C/- Stirling Securities P/L  
G P O Box 7019  
SYDNEY NSW 2001

If you have any questions about this statement, please talk to your financial adviser or accountant. The information shown on this statement is also provided to the Australian Taxation Office (ATO).

**Part A**

**Summary of 2021 tax return items**

Tax return	Amount (\$)	Tax return label
Interest income	0.00	10L
TFN amounts withheld (Interest)	0.00	10M
Non-primary production income	54.34	13U
Franked distributions from trusts	1,054.88	13C
Share of franking credits – franked dividends	590.93	13Q
TFN amounts withheld (Trust Distribution)	0.00	13R
Total current year capital gains	119.78	18H
Net capital gain	79.85	18A
Controlled Foreign Company (CFC) income	0.00	19K
Assessable foreign source income	110.23	20E
Other net foreign source income	110.23	20M
Australian franking credits from a New Zealand franking company	0.00	20F
Foreign Income Tax Offset	39.65	20O

**Part B**

Capital gains tax information – additional information for item 18	Amount (\$)
Capital gains - discount method (grossed-up amount)	119.78
Capital gains - other than discount method	0.00
<b>Total current year capital gains</b>	<b>119.78</b>

**Notes**

The cost base of your units in Attribution Managed Investment Trusts (AMITs) can be adjusted both upward and downward. Your cost base is adjusted at the end of each income year by the 'AMIT cost base net amount'. For all AMIT attribution, distribution and cost-base adjustment information, go to **Part C of the individual AMMA statement**.

**Keeping your account details up-to-date**

Please ensure that all account details, including your address information shown at the top of this statement are correct. Contact Investor Services on 13 13 36, Monday to Friday, between 8am to 7pm, Sydney - Australian Eastern Standard Time to inform us of any changes to your account.

**PLEASE RETAIN THIS STATEMENT FOR INCOME TAX PURPOSES**

Use this statement, together with the tax guide, to help you complete your tax return. Tax guides are also available on our website at [www.cfs.com.au](http://www.cfs.com.au).

## Part C

<b>Total - interest</b>	<b>Taxable income (\$)</b>
Interest income	0.00

**Total - components of distribution/attribution**

	Cash distribution (\$)	Tax paid/Franking credit (\$)	Attribution/ Taxable amount (\$)
<b>Australian income</b>			
Dividends - unfranked not CFI*	19.59		19.59
Dividends - unfranked CFI*	11.81		11.81
Interest	0.29		0.29
Interest exempt from non-resident withholding	0.00		0.00
Other income	20.67		20.67
NCMI# - Non-primary production	1.98		1.98
Excluded from NCMI# - Non-primary production	0.00		0.00
<b>Non-primary production income</b>	<b>54.34</b>		<b>54.34</b>
<b>Dividends - franked amount</b>	<b>463.95</b>	<b>590.93</b>	<b>1,054.88</b>
<b>Capital gains</b>			
Discounted capital gain TAP^	0.00		0.00
Discounted capital gain NTAP^	59.89		59.89
Discounted capital gain NCMI#	0.00		0.00
Discounted capital gain Excluded NCMI#	0.00		0.00
Capital gains - other TAP^	0.00		0.00
Capital gains - other NTAP^	0.00		0.00
Capital gains - other NCMI#	0.00		0.00
Capital gains - other Excluded NCMI#	0.00		0.00
<b>Capital gain</b>	<b>59.89</b>		<b>59.89</b>
CGT gross-up amount (AMIT)			59.89
Other capital gains distribution (AMIT)	59.89		
CGT concession amount (non-AMIT)	0.00		
<b>Total current year/distributed capital gains</b>	<b>119.78</b>		
<b>Foreign income</b>			
Other net foreign source income	70.58	39.65	110.23
<b>Assessable foreign income</b>	<b>70.58</b>	<b>39.65</b>	<b>110.23</b>
Australian franking credits from a New Zealand franking company		0.00	0.00
CFC income	0.00		0.00
<b>Total foreign income</b>	<b>70.58</b>	<b>39.65</b>	<b>110.23</b>

**Notes**

\* CFI = Conduit foreign income. CFI unfranked dividend income is paid from Australian companies and the income has been declared to be CFI income. CFI income is exempt from non-resident withholding tax.

^ TAP = Taxable Australian Property. NTAP = Non-Taxable Australian Property.

# NCMI = Non-concessional MIT Income

**PLEASE RETAIN THIS STATEMENT FOR INCOME TAX PURPOSES**

Use this statement, together with the tax guide, to help you complete your tax return. Tax guides are also available on our website at [www.cfs.com.au](http://www.cfs.com.au).

## Part C - continued

	Cash distribution (\$)	Attribution/Amount (\$)
<b>Other non-assessable amounts</b>		
Net exempt income	0.00	0.00
Non-assessable non-exempt	0.00	0.00
Other non-attributable amounts (AMIT)	34.81	
Tax free amounts (non-AMITs)	0.00	
Tax deferred amounts (non-AMITs)	0.00	
<b>Gross cash distribution</b>	<b>743.46</b>	
<b>(Includes interest income)</b>		
<b>Other deductions from distribution</b>		
Less: TFN amounts withheld	0.00	
Less: Non-resident withholding tax(12H)	0.00	
Less Other non-resident withholding	0.00	
<b>Net cash distribution</b>	<b>743.46</b>	
<b>(Includes interest income)</b>		

**Do you hold any other investments with Colonial First State?**

You will receive a separate Tax Return Information Statement if you have an investment in any other Colonial First State product.

**If you intend to complete a myTax return, please check the information against this statement**

Colonial First State is participating in the ATO's project to pre-fill managed fund distribution information into the myTax online tax return portal. If you complete a myTax return, you should ensure that any information that is pre-filled matches this distribution statement. To find out more about myTax visit the ATO website.

**PLEASE RETAIN THIS STATEMENT FOR INCOME TAX PURPOSES**

Use this statement, together with the tax guide, to help you complete your tax return. Tax guides are also available on our website at [www.cfs.com.au](http://www.cfs.com.au).

## Attribution managed investment trust member annual statement (AMMA)

## Part C

## Components of attribution

Investment option: Future Leaders Fund(FSF0007AU)

	Cash distribution (\$)	Tax paid/Franking credit (\$)	Attribution (\$)
<b>Australian income</b>			
Dividends - unfranked not CFI	19.59		19.59
Dividends - unfranked CFI	11.81		11.81
Interest	0.29		0.29
Interest exempt from non-resident withholding	0.00		0.00
Other income	20.67		20.67
NCMI# - Non-primary production	1.98		1.98
Excluded from NCMI# - Non-primary production	0.00		0.00
<b>Non-primary production income</b>	<b>54.34</b>		<b>54.34</b>
<b>Dividends - franked amount</b>	<b>463.95</b>	<b>590.93</b>	<b>1,054.88</b>
<b>Capital gains</b>			
Discounted capital gain TAP	0.00		0.00
Discounted capital gain NTAP	59.89		59.89
Discounted capital gain NCMI#	0.00		0.00
Discounted capital gain Excluded NCMI#	0.00		0.00
Capital gains - other TAP	0.00		0.00
Capital gains - other NTAP	0.00		0.00
Capital gains - other NCMI#	0.00		0.00
Capital gains - other Excluded NCMI#	0.00		0.00
<b>Capital gain</b>	<b>59.89</b>		<b>59.89</b>
CGT gross-up amount (AMIT)			59.89
Other capital gains distribution (AMIT)	59.89		
<b>Total current year capital gains</b>	<b>119.78</b>		<b>119.78</b>
<b>Foreign income</b>			
Other net foreign source income	70.58	39.65	110.23
<b>Assessable foreign income</b>	<b>70.58</b>	<b>39.65</b>	<b>110.23</b>
Australian franking credits from a New Zealand franking company		0.00	0.00
CFC income	0.00		0.00
<b>Total foreign income</b>	<b>70.58</b>	<b>39.65</b>	<b>110.23</b>

PLEASE RETAIN THIS STATEMENT FOR INCOME TAX PURPOSES

Use this statement, together with the tax guide, to help you complete your tax return. Tax guides are also available on our website at [www.cfs.com.au](http://www.cfs.com.au).

## Attribution managed investment trust member annual statement (AMMA) continued

## Part C

## Components of attribution

Investment option: Future Leaders Fund(FSF0007AU)

## Cash distribution (\$) Attribution/Amount (\$)

**Other non-assessable amounts**

Net exempt income	0.00	0.00
Non-assessable non-exempt	0.00	0.00
Other non-attributable amounts (AMIT)	34.81	

**Gross cash distribution** 743.46**Other deductions from distribution**

Less: TFN amounts withheld	0.00
Less: Non-resident withholding tax (12 H)	0.00
Less Other non-resident withholding	0.00

**Net cash distribution** 743.46**Other Amount (\$)****AMIT Cost Base Adjustment Amounts**

AMIT cost base net decrease amount - (excess)	34.81
AMIT cost base net increase amount - (short fall)	0.00

**PLEASE RETAIN THIS STATEMENT FOR INCOME TAX PURPOSES**

Use this statement, together with the tax guide, to help you complete your tax return. Tax guides are also available on our website at [www.cfs.com.au](http://www.cfs.com.au).

Colonial First State Investments Limited ABN 98 002 348 32, AFS Licence 232468 (CFSIL) is the issuer of interests in FirstChoice Personal Super, FirstChoice Wholesale Personal Super, FirstChoice Pension, FirstChoice wholesale pension and FirstChoice Employer Super from Colonial First State FirstChoice Superannuation Trust ABN 26 458 298 557 and interests in the Rollover & Superannuation Fund and the Personal Pension Plan from the Colonial First State Rollover & Superannuation Fund ABN 88 854 638 840 and interests in the Colonial First State Pooled Superannuation Trust ABN 51 982 884 624. It also issues interests in products made available under FirstChoice Investments and FirstChoice Wholesale Investments, other than FirstRate Saver, FirstRate Term Deposits and FirstRate investment Deposits which are products of the Commonwealth Bank of Australia ABN 48 123 123 124, AFS Licence 234945 (CBA). The investment performance and the repayment of capital of the investment options is not guaranteed.

Investor Services 13 13 36  
[www.cfs.com.au](http://www.cfs.com.au)



# Managed Investment Funds Statement

## Your details

Mr W D & Mrs J L Judge  
 C/- Stirling Securities P/L  
 G P O Box 7019  
 SYDNEY NSW 2001

**Statement period** 1 January 2021 to 30 June 2021  
**Account number** 090 005016050  
**Account name** Warwick Judge  
 Jean Louise Judge  
 Judge Superannuation Fund  
**Email address** Not recorded  
**TFN/ABN held** Yes  
**Adviser details** Mark Taylor  
 Lifestyle Asset Management Pty Ltd

## Your account balance

Your opening account balance as at: 31 December 2020 **\$91,447.58**  
 Your closing account balance as at: 30 June 2021 **\$91,282.21**

Total investment return for the period (including distributions): **\$-165.37**  
*This equals the total amount of your distribution(s) + the change in investment value over the period.*

## Your account valuation

Investment option name	Option code	Units	Unit price \$	Value \$
Future Leaders	034	24,425.2955	3.7372	91,282.21
<b>Account value</b>				<b>91,282.21</b>

## Your account summary

**Opening balance at 31 December 2020** **\$91,447.58**

## Your investments

Distributions **\$379.82**

**Change in investment value** **\$-545.19**

*The increase or decrease in the value of your investment over the statement period.*

**Closing balance at 30 June 2021** **\$91,282.21**

Colonial First State Investments Limited ABN 98 002 348 352, AFSL 232468 (CFSIL) is the Responsible Entity of the Fund(s). This document may include general advice but does not take into account your individual objectives, financial situation or needs. You should read the relevant Disclosure document and Financial Services Guide (FSG) carefully and assess whether the information is appropriate for you and consider talking to a financial adviser before making an investment decision. Disclosure documents are available at [www.cfs.com.au](http://www.cfs.com.au) or by calling us on 13 13 36.

 Investor Services 13 13 36  
 [www.cfs.com.au](http://www.cfs.com.au)



# Managed Investment Funds Statement

090 005016050

## Your distribution information

Investment option(s)		Units	Dist'n per unit \$	Value \$
Future Leaders	28 March	24,321.8114	0.0090	218.90
Future Leaders	30 June	24,382.3228	0.0066	160.92

**Distribution option:** Reinvest

## Your future investment selection

The investment allocation shown below will be used for all future transactions unless you tell us otherwise. This means any additional contributions you make to your account will be invested in line with the allocation outlined below.

Investment option(s)	% Allocation
Future Leaders Fund	100.00

To change your future investment selection, please log in to FirstNet and select Investment allocation or call us on 13 13 36. We recommend you speak to your financial adviser before making any changes to your account.

## Your account transactions

Date	Transaction	Amount \$	Unit Price \$	Units	Value \$
<b>Investment summary - Future Leaders</b>					
31 Dec 2020	Opening balance		3.7599	24,321.8114	91,447.58
28 Mar 2021	Distribution	218.90			
	Distribution reinvested	218.90	3.6175	60.5114	
30 Jun 2021	Distribution	160.92			
	Distribution reinvested	160.92	3.7447	42.9727	
	Change in investment value				-545.19
30 Jun 2021	Closing balance		3.7372	24,425.2955	91,282.21

## Your fee summary

### Fees charged

This is the amount of fees (including adjustments) that have been deducted from your account this period as detailed in "Your account summary" of this statement. \$0.00

Colonial First State Investments Limited ABN 98 002 348 352, AFSL 232468 (CFSIL) is the Responsible Entity of the Fund(s). This document may include general advice but does not take into account your individual objectives, financial situation or needs. You should read the relevant Disclosure document and Financial Services Guide (FSG) carefully and assess whether the information is appropriate for you and consider talking to a financial adviser before making an investment decision. Disclosure documents are available at [www.cfs.com.au](http://www.cfs.com.au) or by calling us on 13 13 36.

## Managed Investment Funds Statement

### Your details

Mr W D & Mrs J L Judge  
C/- Stirling Securities P/L  
G P O Box 7019  
SYDNEY NSW 2001

**Statement period** 1 July 2020 to 31 December 2020  
**Account number** 090 005016050  
**Account name** Warwick Judge  
Jean Louise Judge  
Judge Superannuation Fund  
**Email address** Not recorded  
**TFN/ABN held** Yes  
**Adviser details** Mark Taylor  
Lifestyle Asset Management Pty Ltd

### Your account balance

Your opening account balance as at: 30 June 2020 **\$74,682.16**  
Your closing account balance as at: 31 December 2020 **\$91,447.58**  
  
Total investment return for the period (including distributions): **\$16,765.42**  
*This equals the total amount of your distribution(s) + the change in investment value over the period.*

### Your account valuation

Investment option name	Option code	Units	Unit price \$	Value \$
Future Leaders	034	24,321.8114	3.7599	91,447.58
<b>Account value</b>				<b>91,447.58</b>

### Your account summary

**Opening balance at 30 June 2020** **\$74,682.16**

**Your investments**

Distributions **\$363.64**

**Change in investment value** **\$16,401.78**  
*The increase or decrease in the value of your investment over the statement period.*

**Closing balance at 31 December 2020** **\$91,447.58**

Investments in any of the Colonial First State managed investment funds or cash products are offered by Colonial First State Investments Limited ABN 98 002 348 352, AFS Licence 232468. This document may include general advice but does not take into account your individual objectives, financial situation or needs. You should read the relevant Product Disclosure Statement (PDS) carefully and assess whether the information is appropriate for you and consider talking to a financial adviser before making an investment decision. PDS can be obtained from colonialfirststate.com.au or by calling us on 13 13 36.



# Managed Investment Funds Statement

090 005016050

## Your distribution information

Investment option(s)		Units	Dist'n per unit \$	Value \$
Future Leaders	27 September	24,216.7902	0.0090	217.95
Future Leaders	13 December	24,282.3312	0.0060	145.69

Distribution option: Reinvest

## Your future investment selection

The investment allocation shown below will be used for all future transactions unless you tell us otherwise. This means any additional contributions you make to your account will be invested in line with the allocation outlined below.

Investment option(s)	% Allocation
Future Leaders Fund	100.00

To change your future investment selection, please log in to FirstNet and select Investment allocation or call us on 13 13 36. We recommend you speak to your financial adviser before making any changes to your account.

## Your account transactions

Date	Transaction	Amount \$	Unit Price \$	Units	Value \$
<b>Investment summary - Future Leaders</b>					
30 Jun 2020	Opening balance		3.0839	24,216.7902	74,682.16
27 Sep 2020	Distribution	217.95			
	Distribution reinvested	217.95	3.3254	65.5410	
13 Dec 2020	Distribution	145.69			
	Distribution reinvested	145.69	3.6902	39.4802	
	Change in investment value				16,401.78
31 Dec 2020	Closing balance		3.7599	24,321.8114	91,447.58

## Your fee summary

### Fees charged

This is the amount of fees (including adjustments) that have been deducted from your account this period as detailed in "Your account summary" of this statement. \$0.00

Investments in any of the Colonial First State managed investment funds or cash products are offered by Colonial First State Investments Limited ABN 98 002 348 352, AFS Licence 232468. This document may include general advice but does not take into account your individual objectives, financial situation or needs. You should read the relevant Product Disclosure Statement (PDS) carefully and assess whether the information is appropriate for you and consider talking to a financial adviser before making an investment decision. PDS can be obtained from [colonialfirststate.com.au](http://colonialfirststate.com.au) or by calling us on 13 13 36.

**Your adviser:**  
 ROBERT MARK TAYLOR

**Customer Services**  
 347 Kent Street Sydney NSW 2000  
 GPO Box 5306 Sydney NSW 2001  
 Telephone 133 665



016/157/

Mr W & Mrs J L Judge  
 C/O Stirling Securities Pty Ltd  
 Judge Super Fund  
 Po Box 7019  
 SYDNEY NSW 2001

**AMIT MEMBER ANNUAL STATEMENT<sup>1</sup>: PERIOD 01/07/2020 TO 30/06/2021**

**Investor Name(s):** Warwick Judge  
 Jean Louise Judge

**Investor Type:** Trust

**Country of Residence at 30 June 2021:** AUSTRALIA

**Investor Number:** 1272673

**TFN:** Provided

**Trust Details:** OnePath Tax Effective Income Trust

**TAX RETURN INFORMATION**

The following information is applicable to Australian tax resident individuals only.

Tax Return (Supplementary Section)	Amount	Tax Return Label
Non-primary production income	754.37	13 U
Franked Distributions	576.47	13 C
Franking credits	292.79	13 Q
Other income	503.96	24 V

**Important tax notes**

The information shown above should be included in your 2021 tax return. We recommend you contact your tax adviser if you have any questions about your individual tax circumstances.

<sup>1</sup> This statement was previously called the Consolidated Tax Statement.

**TAX INFORMATION FOR INDIVIDUALS NOT LODGING A TAX RETURN**

The following information is applicable to Australian tax resident individuals not lodging a tax return.

	Amount	Label
Unfranked amount	89.06	10 S
Franked amount	283.68	10 T
Franking credit	292.79	10 U
Tax file number amounts withheld from dividends	0.00	10 V

**Important tax notes**

The information shown above should be included in your 2021 Application for refund of franking credits for individuals. We recommend you contact your tax adviser if you have any questions about your eligibility to claim a refund for franking credits.

**DETAILED BREAKDOWN OF DISTRIBUTION COMPONENTS**

	Cash distribution	Tax credits	Taxable amount
	\$	\$	\$
<b>OnePath Tax Effective Income Trust</b>			
<b>ABN 67 674 462 939</b>			
<i>Income and tax credits</i>			
<b>Non-primary production income</b>			
- Unfranked Dividend	54.96		54.96
- Dividends - Unfranked CFI	34.10		34.10
- Interest	132.47		132.47
- MIT Cross Staple Arrangement Income	2.68		2.68
- MIT Trading Trust Income	1.05		1.05
- MIT Residential Housing Income	4.19		4.19
- Other Income	524.92		524.92
<b>Franked Distributions</b>			
- Franked Dividend	283.68		283.68
- Franking Credit		292.79	292.79
<b>Other non-assessable amounts</b>	<b>47.33</b>		
<b>Total Distribution</b>	<b>1,085.38</b>		
<b>Management fee rebates</b>	<b>503.96</b>		
AMIT cost base adjustment - increase / (decrease) <sup>2</sup>	0.00		

**Notes**

<sup>2</sup> Please refer to the Tax Guide for further details.

*Total \$1,589.43.*

**PLEASE RETAIN THIS STATEMENT FOR INCOME TAX PURPOSES**



R02  
 Mr W & Mrs J L Judge  
 C/O Stirling Securities Pty Ltd  
 Judge Super Fund  
 PO Box 7019  
 SYDNEY NSW 2001

**Adviser details**  
 Robert Mark Taylor  
 Lifestyle Asset Management Pty L  
 P 02 8345 8777

**Customer Services**  
 347 Kent Street Sydney NSW 2000  
 GPO Box 5306 Sydney NSW 2001  
 P 133 665  
 E customer@onepath.com.au

**OneAnswer Investment Portfolio**

**PORTFOLIO SUMMARY - 1 APRIL 2021 TO 30 JUNE 2021**

**Investor name(s):** Warwick Judge  
 Jean Louise Judge  
**Investor number:** 1272673

**PORTFOLIO BALANCE AS AT 30 JUNE 2021**

Investment fund	Units	Unit price (\$)	Balance (\$)	Portfolio (%)
OnePath Tax Effective Income Trust	36,343.1702	1.87170	68,023.51	100.0
<b>Total portfolio balance</b>			<b>68,023.51</b>	<b>100.0</b>

**ASSET ALLOCATION**

Investment fund	Cash %	Fixed Interest %	Property %	Shares		Other %
				Aust %	Int'l %	
OnePath Tax Effective Income Trust	10.60	20.00	32.90	36.40	0.00	0.10
<b>Total Portfolio</b>	<b>10.60</b>	<b>20.00</b>	<b>32.90</b>	<b>36.40</b>	<b>0.00</b>	<b>0.10</b>

Your overall portfolio weighting shows your exposure to asset classes across all of the investment funds within your investment strategy.

**TRANSACTIONS**

**OnePath Tax Effective Income Trust**

Date	Transaction	Amount (\$)	Unit price (\$)	Units	Balance (\$)
	Balance carried forward		1.78270	36,272.1611	64,662.38
16/06/21	Rebate	14.67	1.88680	7.7751	
16/06/21	Rebate	119.31	1.88680	63.2340	
<b>30/06/21</b>	<b>Closing balance</b>		<b>1.87170</b>	<b>36,343.1702</b>	<b>68,023.51</b>