
Workpapers - 2022 Financial Year

Hong John Super Fund

Preparer: Kelly Fu

Reviewer: Kelly Fu

Printed: 20 June 2023

Lead Schedule

2022 Financial Year

Code	Workpaper	CY Balance	LY Balance	Change	Status
23800	Distributions Received	(\$25,622.95)	(\$2,873.60)	791.67%	Completed
23900	Dividends Received	(\$1,694.62)	(\$5,775.33)	(70.66)%	Completed
24200	Contributions	(\$46,964.67)	(\$63,692.95)	(26.26)%	Completed
24700	Changes in Market Values of Investments	\$166,490.76	(\$111,907.83)	(248.77)%	Completed
25000	Interest Received	(\$76.07)	(\$33.63)	126.2%	Completed
26500	Other Investment Income		(\$37.37)	100%	N/A - Not Applicable
30100	Accountancy Fees	\$1,980.00	\$1,980.00	0%	Completed
30400	ATO Supervisory Levy		\$259.00	100%	N/A - Not Applicable
30700	Auditor's Remuneration	\$770.00	\$660.00	16.67%	Completed
31500	Bank Charges		\$2.50	100%	N/A - Not Applicable
48100	Division 293 Tax		\$7,122.00	100%	N/A - Not Applicable
48500	Income Tax Expense	(\$5,725.93)	\$19,021.60	(130.1)%	Completed
49000	Profit/Loss Allocation Account	(\$89,156.52)	\$155,275.61	(157.42)%	Completed
50000	Members	(\$610,725.45)	(\$699,881.97)	(12.74)%	Completed
60400	Bank Accounts	\$45,894.36	\$14,068.43	226.22%	Completed
61800	Distributions Receivable		\$848.86	100%	Completed
72000	Debt Securities (Bonds, Bills of Exchange, Promissory Notes)	\$59,592.15	\$50,000.00	19.18%	Completed

Code	Workpaper	CY Balance	LY Balance	Change	Status
77600	Shares in Listed Companies (Australian)	\$51,452.34	\$403,785.56	(87.26)%	Completed
77800	Shares in Unlisted Private Companies (Australian)	\$110,150.25	\$85,150.25	29.36%	Completed
78200	Units in Listed Unit Trusts (Australian)	\$54,190.62	\$173,559.07	(68.78)%	Completed
78400	Units in Unlisted Unit Trusts (Australian)	\$314,000.00		100%	Completed
85000	Income Tax Payable /Refundable	(\$22,085.28)	(\$4,640.55)	375.92%	Completed
86000	PAYG Payable	(\$2,152.00)		100%	Completed
88000	Sundry Creditors	(\$2,750.00)		100%	Completed
89000	Deferred Tax Liability/Asset	\$2,433.01	(\$22,889.65)	(110.63)%	Rework Required
A	Financial Statements				N/A - Not Applicable
B	Permanent Documents				N/A - Not Applicable
C	Other Documents				N/A - Not Applicable
D	Pension Documentation				N/A - Not Applicable
E	Estate Planning				N/A - Not Applicable

23800 - Distributions Received

2022 Financial Year

Preparer Kelly Fu

Reviewer Kelly Fu

Status Completed

Account Code	Description	CY Balance	LY Balance	Change
ALX.AX	Atlas Arteria		(\$750.24)	100%
HJSF_VSUT	Vs Unit Trust	(\$25,200.00)		100%
SPY.AX	Spdr S&p 500 Etf	(\$422.95)	(\$1,022.01)	(58.62)%
VAP.AX	Vanguard Australian Property Securities Index Etf		(\$519.49)	100%
VGS.AX	Vanguard Msci Index International Shares Etf		(\$581.86)	100%
TOTAL		CY Balance	LY Balance	
		(\$25,622.95)	(\$2,873.60)	

Supporting Documents

- Distribution Reconciliation Report [Report](#)
- Investment Income Comparison Report [Report](#)
- 23800 - VS Unit Trust Distributions 2022.pdf [HJSF_VSUT](#)
- SPY_Distribution_Advice_2022_05_12.pdf [SPY.AX](#)
- SPY_Distribution_Advice_2022_02_14.pdf [SPY.AX](#)
- SPY_Distribution_Advice_2021_11_10.pdf [SPY.AX](#)

Standard Checklist

- Attach a copy of all Tax Statements.
- Attach a copy of Distribution Reconciliation Report
- Ensure all Distributions have been reviewed on [Distribution Tax Automation](#)

Hong John Super Fund

Distribution Reconciliation Report

For The Period 01 July 2021 - 30 June 2022

Date	Non Primary Production Income (A) * ₁					Distributed Capital Gains (B) * ₂					Foreign Income * ₃		Non-Assessable			Taxable Income
	Payment Received	Franked	Unfranked	Interest/ Other	Franking Credits	Discounted (After Discount)	Rate * ₅	CGT Concession	Indexed	Other	Foreign Income	Foreign Credits	Tax Exempt	Tax Free	Tax Deferred / AMIT * ₆	
30/06/2022	2,800.00						S								0.00	
30/06/2022	0.00			25,200.00			I								0.00	25,200.00
	25,200.00			25,200.00											0.00	25,200.00
<i>Net Cash Distribution:</i>	<i>25,200.00</i>															
	25,200.00			25,200.00											0.00	25,200.00

Hong John Super Fund

Distribution Reconciliation Report

For The Period 01 July 2021 - 30 June 2022

Date	Non Primary Production Income (A) * ₁				Distributed Capital Gains (B) * ₂				Foreign Income * ₃		Non-Assessable				Taxable Income	
	Payment Received	Franked	Unfranked	Interest/ Other	Franking Credits	Discounted (After Discount)	Rate * ₅	CGT Concession	Indexed	Other	Foreign Income	Foreign Credits	Tax Exempt	Tax Free		Tax Deferred / AMIT * ₆
TOTAL	25,622.95	0.00	0.00	25,200.00	0.00						422.95	181.26			0.00	25,804.21

Total Distributed Gains

Discount Rate	Discounted	Gross
Superfund 1/3	0.00	0.00
Individual 50%(I)	0.00	0.00
Total	0.00	0.00

*₁ Summary of Non Primary Production Income (A)

Tax Label	Franked	Unfranked	Interest/Other	Less Other Deduction	Income Before Credits * ₇	Franking Credits	Total Including Credits
11M Gross trust distributions	0.00	0.00	25,200.00		25,200.00	0.00	25,200.00

*₂ Forms part of the Net Capital Gains calculation for Tax Label 11A.

*₃ Forms part of the Foreign Credits calculation for Tax Label 11D, D1, 13C1.

*₄ Taxable Income is designed to match Tax Statement provided by Fund Manager.

Taxable Income in the SMSF Annual Return will be different due to application of Capital Losses in Net Capital Gain calculation and application of different discount method.

*₅ This is the discount rate selected for the transaction. "S" being Super Funds at 1/3 and "I" being Individual at 50%.

*₆ AMIT cost base net increase is reflected as negative amount i.e. negative tax deferred and AMIT cost base net decrease is reflected as positive amount i.e. positive tax deferred.

*₇ Sum of Income Before Credits reconciles with Taxable Trust Distributions in Statement of Taxable Income.

^ Variance between Payment Received and Net Cash Distribution.

Hong John Super Fund

Investment Income Comparison Report

As at 30 June 2022

Investment	Ledger Data			ASX & UUT Data						
	Transaction Date	Income Amount	Franking Credit	Date Payable	Ex Div/Dist Date	Units On Hand	45 Day Qualified	Amount per share/unit	Estimated Income	Estimated Franking*
HJSF_VSUT	Vs Unit Trust	31/01/2022	2,800.00							
HJSF_VSUT	Vs Unit Trust	03/03/2022	2,800.00							
HJSF_VSUT	Vs Unit Trust	31/03/2022	2,800.00							
HJSF_VSUT	Vs Unit Trust	29/04/2022	2,800.00							
HJSF_VSUT	Vs Unit Trust	31/05/2022	2,800.00							
HJSF_VSUT	Vs Unit Trust	30/06/2022	2,800.00							0.00
			25,200.00							0.00
			27,317.57					17.2799	3,111.50	475.32

*Franking credit is estimated using 45 day qualified units. The estimation might not be accurate for preference shares and hedging arrangements.

Kelly Fu - PDK

From: Richard Lovell <rlovell@ypartners.com.au>
Sent: 31 May 2023 3:50 PM
To: Kelly Fu - PDK; Jennifer Ma
Subject: RE: Hong John Super Fund - 2022 Tax
Attachments: Hong John CMC EOFY-6640958-202305311603.pdf; HOng John SF - cash-account-statement - Jun to Dec 2021.pdf; HOng John SF - cash-account-statement - Dec to Jun 2022.pdf

Follow Up Flag: Follow up
Flag Status: Completed

Hi Kelly,

Sorry for the delay with these.

Re the unit prices for

- The Apartment Store Pty Ltd
- Fusetec 3d Pty Ltd
- Zeroco.com.au Pty Ltd

Jenni – can you also send statement for Super Fierce.

These have not changed at all from the previous year – Jenni will send through a confirmation statement for each.

I have provided transaction descriptions in the table below/

Date	Description	Payment	Receipt
06/10/2021	TRANSACT FUNDS TFR TO WISEMAN SUPER FUNF TD	\$100,000.00	Purchase of units in VS Unit Trust – which owns Level 8 Victoria Square – these units were acquired from these super funds. Will send statements
07/10/2021	TRANSACT FUNDS TFR TO WISEMAN SUPER FUND TD	\$100,000.00	
08/10/2021	TRANSACT FUNDS TFR TO WISEMAN SUPERANNUA TD	\$100,000.00	
08/10/2021	TRANSACT FUNDS TFR TO WISEMAN SUPER FUNF TD	\$50,000.00	
08/10/2021	TRANSACT TFR TO 963597075 SKI SUPER FUND DT	\$50,000.00	

29/10/2021	ZADOK PTY LTD Rent 50		\$2,800.00	
30/11/2021	ZADOK PTY LTD Rent 50		\$2,800.00	Distribution from VS Unit Trust
16/12/2021	TRANSACT FUNDS TFR TO SUPER FIERCE TD	\$25,000.00		Investment - Jenni to send though statement
J31/12/2021	ZADOK PTY LTD Rent 50		\$2,800.00	Distribution from VS Unit Trust
31/01/2022	ZADOK PTY LTD Rent 50		\$2,800.00	Distribution from VS Unit Trust
03/03/2022	ZADOK PTY LTD 2800.00 50		\$2,800.00	Distribution from VS Unit Trust
31/03/2022	ZADOK PTY LTD Rent 50		\$2,800.00	Distribution from VS Unit Trust
29/04/2022	ZADOK PTY LTD Rent 50		\$2,800.00	Distribution from VS Unit Trust
31/05/2022	ZADOK PTY LTD Rent 50		\$2,800.00	Distribution from VS Unit Trust
30/06/2022	ZADOK PTY LTD Rent 50		\$2,800.00	Distribution from VS Unit Trust

Thanks Kelly.

Richard

Richard Lovell
Managing Director



Level 8, 185 Victoria Square Adelaide SA 5000

GPO Box 2940 Adelaide SA 5001

PH (08) 8110 6400 **FAX** (08) 8410 5450 **EML** rl Lovell@ypartners.com.au **WEB** www.ypartners.com.au

Think before you print – please consider the environment before printing this email | DISCLAIMER - This email and any files transmitted with it are confidential and may contain privileged or copyright information. If you are not the intended recipient you must not copy, distribute or use this email or the information contained in it for any purpose other than to notify us. If you have received this message in error, please notify the sender immediately, and delete this email from your system. We do not guarantee that this material is free from viruses or any other defects. Liability limited by a scheme approved under Professional Standards Legislation.

All Registry communications to:
C/- Link Market Services Limited
Locked Bag A14, Sydney South, NSW, 1235
Telephone: 1300 665 385
ASX Code: SPY
Security Code: SPY
Email: SPDR@linkmarketservices.com.au
Website: www.linkmarketservices.com.au

SPDR® S&P 500® ETF Trust

045 002274

MR RICHARD JOHN LOVELL &
MS JENNIFER HONG MA
<HONG JOHN S/F A/C>
LEVEL 8 185 VICTORIA SQUARE
ADELAIDE SA 5000

Distribution Advice

Payment Date 12 May 2022
Record Date: 21 March 2022
Reference no.: X*****7203
TFN/ABN RECEIVED AND RECORDED
US TAX FORM NOT LODGED

Dear Unitholder,

This payment represents a distribution of USD 1.366009 for the period ended 17 March 2022, in respect of ordinary units entitled to participate at the record date.

Class Description	Rate per Unit	Participating Units	Franked Component	Other Income Component	Gross Amount
Ordinary Units	USD 1.366009	99	\$0.00	\$135.23	\$135.23
				Less: US Tax:	\$40.57
				Net Amount (USD):	\$94.66
				Net Converted Amount (AUD):	\$132.35

Exchange rate of US\$1.00 = AU\$1.407162 (as at US Payment Date of 29/04/2022)
Exchange rate of US\$1.00 = AU\$1.398210 (as at the Conversion Date of 04/05/2022)

PAYMENT REMITTED TO:

MACQUARIE BANK
1 SHELLEY STREET
SYDNEY NSW 2000
Account Name: RICHARD JOHN LOVELL & JENNIFER H
BSB: 182-512 ACC: *****8422
Direct Credit Reference No.: 001276935148

This Statement represents the amount credited to your nominated financial institution.

Please ensure your details are correct and use the online service centre to make any changes at www.linkmarketservices.com.au

This statement contains important information to assist you in preparing your tax return.

Please retain this statement for taxation purposes as a charge may be levied for replacement.

The SPDR S&P 500 ETF Trust declares that it is a managed investment trust for the purposes of Subdivision 12-H of the Taxation Administration Act 1953 ("TAA 1953") in respect of the income year ending 30 June 2022. This distribution relates to the trust's year of income ending 30 June 2022. For the purpose of Section 12-405 of Schedule 1 of the TAA 1953, the "Fund Payment" portion of the distribution is calculated as the sum of the following components:

- Foreign Sourced Income

SPDR® S&P 500® ETF Trust

All Registry communications to:
C/- Link Market Services Limited
Locked Bag A14, Sydney South, NSW, 1235
Telephone: 1300 665 385
ASX Code: SPY
Security Code: SPY
Email: SPDR@linkmarketservices.com.au
Website: www.linkmarketservices.com.au



045 001933

MR RICHARD JOHN LOVELL &
MS JENNIFER HONG MA
<HONG JOHN S/F A/C>
LEVEL 8 185 VICTORIA SQUARE
ADELAIDE SA 5000

Distribution Advice

Payment Date 14 February 2022
Record Date: 20 December 2021
Reference no.: X*****7203
TFN/ABN RECEIVED AND RECORDED
US TAX FORM NOT LODGED

Dear Unitholder,

This payment represents a distribution of USD 1.636431 for the period ended 16 December 2021, in respect of ordinary units entitled to participate at the record date.

Class Description	Rate per Unit	Participating Units	Franked Component	Other Income Component	Gross Amount
Ordinary Units	USD 1.636431	99	\$0.00	\$162.01	\$162.01
				Less: US Tax:	\$48.60
				Net Amount (USD):	\$113.41
				Net Converted Amount (AUD):	\$158.02

Exchange rate of US\$1.00 = AU\$1.419346 (as at US Payment Date of 31/01/2022)
Exchange rate of US\$1.00 = AU\$1.393334 (as at the Conversion Date of 02/02/2022)

PAYMENT REMITTED TO:

MACQUARIE BANK
1 SHELLEY STREET
SYDNEY NSW 2000
Account Name: RICHARD JOHN LOVELL & JENNIFER H
BSB: 182-512 ACC: *****8422
Direct Credit Reference No.: 001271226030

This Statement represents the amount credited to your nominated financial institution.

Please ensure your details are correct and use the online service centre to make any changes at www.linkmarketservices.com.au

This statement contains important information to assist you in preparing your tax return.

Please retain this statement for taxation purposes as a charge may be levied for replacement.

The SPDR S&P 500 ETF Trust declares that it is a managed investment trust for the purposes of Subdivision 12-H of the Taxation Administration Act 1953 ("TAA 1953") in respect of the income year ending 30 June 2022. This distribution relates to the trust's year of income ending 30 June 2022. For the purpose of Section 12-405 of Schedule 1 of the TAA 1953, the "Fund Payment" portion of the distribution is calculated as the sum of the following components:

- Foreign Sourced Income

SPDR® S&P 500® ETF Trust

All Registry communications to:
C/- Link Market Services Limited
Locked Bag A14, Sydney South, NSW, 1235
Telephone: 1300 665 385
ASX Code: SPY
Security Code: SPY
Email: SPDR@linkmarketservices.com.au
Website: www.linkmarketservices.com.au



045 001578

MR RICHARD JOHN LOVELL &
MS JENNIFER HONG MA
<HONG JOHN S/F A/C>
LEVEL 8 185 VICTORIA SQUARE
ADELAIDE SA 5000

Distribution Advice**Payment Date** 10 November 2021**Record Date:** 20 September 2021**Reference no.:** X*****7203

TFN/ABN RECEIVED AND RECORDED

US TAX FORM NOT LODGED

Dear Unitholder,

This payment represents a distribution of USD 1.428117 for the period ended 16 September 2021, in respect of ordinary units entitled to participate at the record date.

Class Description	Rate per Unit	Participating Units	Franked Component	Other Income Component	Gross Amount
Ordinary Units	USD 1.428117	99	\$0.00	\$141.38	\$141.38
				Less: US Tax:	\$42.41
				Net Amount (USD):	\$98.97
				Net Converted Amount (AUD):	\$132.58

Exchange rate of US\$1.00 = AU\$1.331381 (as at US Payment Date of 29/10/2021)

Exchange rate of US\$1.00 = AU\$1.339599 (as at the Conversion Date of 05/11/2021)

PAYMENT REMITTED TO:

MACQUARIE BANK
1 SHELLEY STREET
SYDNEY NSW 2000
Account Name: RICHARD JOHN LOVELL & JENNIFER H
BSB: 182-512 ACC: *****8422
Direct Credit Reference No.: 001268881624

This Statement represents the amount credited to your nominated financial institution.

Please ensure your details are correct and use the online service centre to make any changes at www.linkmarketservices.com.au**This statement contains important information to assist you in preparing your tax return.****Please retain this statement for taxation purposes as a charge may be levied for replacement.**

The SPDR S&P 500 ETF Trust declares that it is a managed investment trust for the purposes of Subdivision 12-H of the Taxation Administration Act 1953 ("TAA 1953") in respect of the income year ending 30 June 2022. This distribution relates to the trust's year of income ending 30 June 2022. For the purpose of Section 12-405 of Schedule 1 of the TAA 1953, the "Fund Payment" portion of the distribution is calculated as the sum of the following components:

- Foreign Sourced Income

23900 - Dividends Received

2022 Financial Year

Preparer Kelly Fu

Reviewer Kelly Fu

Status Completed

Account Code	Description	CY Balance	LY Balance	Change
AHY.AX	Asaleo Care Limited		(\$674.70)	100%
ALI.AX	Argo Global Ltd		(\$808.00)	100%
AMC.AX	Ancor Limited		(\$628.80)	100%
AZJ.AX	Aurizon Holdings Limited	(\$256.32)	(\$500.18)	(48.75)%
BXB.AX	Brambles Limited		(\$525.21)	100%
CSL.AX	CSL Limited		(\$126.84)	100%
DRR.AX	Deterra Royalties Limited		(\$11.88)	100%
ILU.AX	Iluka Resources Limited		(\$9.70)	100%
MQG.AX	Macquarie Group Limited	(\$847.80)	(\$567.00)	49.52%
NAB.AX	National Australia Bank Limited	(\$162.00)	(\$162.00)	0%
OSH.AX	Oil Search Limited		(\$6.74)	100%
REG.AX	Regis Healthcare Limited		(\$201.00)	100%
STO.AX	Santos Limited	(\$188.50)	(\$226.14)	(16.64)%
TLS.AX	Telstra Corporation Limited.	(\$240.00)	(\$480.00)	(50)%
WBC.AX	Westpac Banking Corporation		(\$249.20)	100%
WES.AX	Wesfarmers Limited		(\$366.00)	100%
WPL.AX	Woodside Petroleum Ltd		(\$231.94)	100%

TOTAL	CY Balance	LY Balance
	(\$1,694.62)	(\$5,775.33)

Supporting Documents

- Dividend Reconciliation Report [Report](#)
- Investment Income Comparison Report [Report](#)
- AZJ_Payment_Advice_2021_09_22.pdf [AZJ.AX](#)
- MQG_Dividend_Advice_2021_12_14.pdf [MQG.AX](#)
- MQG_Dividend_Advice_2021_07_02.pdf [MQG.AX](#)
- NAB_Payment_Advice_2021_07_02.pdf [NAB.AX](#)
- TLS_Dividend_Advice_2021_09_23.pdf [TLS.AX](#)

Standard Checklist

- Attach copies of all dividend statements.
- Attach copy of Dividend Reconciliation Report
- Attach copy of Investment Income Comparison Report

Hong John Super Fund

Dividend Reconciliation Report

For The Period 01 July 2021 - 30 June 2022

Date	Net Payment Received	Australian Income			Foreign Income			Withheld		
		Unfranked	Franked	Franking Credits	Foreign Income	Foreign Credits	NZ Credits	TFN Withheld	Non-Resident	LIC Deduction
Shares in Listed Companies (Australian)										
AZJ.AX Aurizon Holdings Limited										
22/09/2021	256.32	76.90	179.42	76.89						
	256.32	76.90	179.42	76.89						
MQG.AX Macquarie Group Limited										
02/07/2021	603.00	361.80	241.20	103.37						
14/12/2021	244.80	146.88	97.92	41.97						
	847.80	508.68	339.12	145.34						
NAB.AX National Australia Bank Limited										
02/07/2021	162.00	0.00	162.00	69.43						
	162.00	0.00	162.00	69.43						
STO.AX Santos Limited										
21/09/2021	188.50	0.00	188.50	80.79						
	188.50	0.00	188.50	80.79						
TLS.AX Telstra Corporation Limited.										
23/09/2021	240.00	0.00	240.00	102.86						
	240.00	0.00	240.00	102.86						

Hong John Super Fund

Dividend Reconciliation Report

For The Period 01 July 2021 - 30 June 2022

Date	Net Payment Received	Australian Income			Foreign Income			Withheld		
		Unfranked	Franked	Franking Credits	Foreign Income	Foreign Credits	NZ Credits	TFN Withheld	Non-Resident	LIC Deduction
	1,694.62	585.58	1,109.04	475.31						
TOTAL	1,694.62	585.58	1,109.04	475.31						

Tax Return Reconciliation

	Totals	Tax Return Label
Unfranked	585.58	J
Franked Dividends	1,109.04	K
Franking Credits	475.31	L

Hong John Super Fund

Investment Income Comparison Report

As at 30 June 2022

Investment	Ledger Data			ASX & UUT Data						
	Transaction Date	Income Amount	Franking Credit	Date Payable	Ex Div/Dist Date	Units On Hand	45 Day Qualified	Amount per share/unit	Estimated Income	Estimated Franking*
HJSF_VSUT	Vs Unit Trust	31/01/2022	2,800.00							
HJSF_VSUT	Vs Unit Trust	03/03/2022	2,800.00							
HJSF_VSUT	Vs Unit Trust	31/03/2022	2,800.00							
HJSF_VSUT	Vs Unit Trust	29/04/2022	2,800.00							
HJSF_VSUT	Vs Unit Trust	31/05/2022	2,800.00							
HJSF_VSUT	Vs Unit Trust	30/06/2022	2,800.00							0.00
			25,200.00							0.00
			27,317.57					17.2799	3,111.50	475.32

*Franking credit is estimated using 45 day qualified units. The estimation might not be accurate for preference shares and hedging arrangements.



AURIZON[®]

Aurizon Holdings Limited
ABN 14 146 335 622

020633 045 AZJ



MR RICHARD JOHN LOVELL &
MS JENNIFER HONG MA
<HONG JOHN S/F A/C>
LEVEL 8 185 VICTORIA SQUARE
ADELAIDE SA 5000

2021 FINAL DIVIDEND

Dear Shareholder,

This payment represents a final dividend of 14.4 cents per share for the year ended 30 June 2021. This dividend is paid on the shares registered in your name and entitled to participate as at the Record Date of 24 August 2021. For Australian tax purposes, 10.08 cents of this dividend is franked at the corporate tax rate of 30%. The remaining 4.32 cents is unfranked with nil Conduit Foreign Income.

Please register at www.computershare.com.au/easyupdate/azj in order to update your TFN, bank account and other details online.

Class Description	Amount per Security	Number of Securities	Franked Amount	Unfranked Amount	Gross Payment
Ordinary Shares	14.4 cents	1,780	\$179.42	\$76.90	\$256.32
				Net Payment	\$256.32
				Franking Credit	\$76.89

Note: You should retain this statement to assist you in preparing your tax return.

Your Payment Instruction

MACQUARIE BANK LTD
BSB: 182-512 Account number: XXXXXX22

Amount Deposited
AUD\$256.32

Update your information:

Online:
www.computershare.com.au/easyupdate/azj

By Mail:
Computershare Investor Services Pty Limited
GPO Box 2975 Melbourne
Victoria 3001 Australia

Enquiries:

(within Australia) 1800 776 476
(international) +61 3 9938 4376

Holder Identification Number (HIN)

HIN WITHHELD

ASX Code	AZJ
TFN/ABN Status	Quoted
Record Date	24 August 2021
Payment Date	22 September 2021
Direct Credit Reference No.	848902



Macquarie Group Limited
ABN 94 122 169 279

MACQUARIE

All Registry communications to:
Link Market Services Limited
Locked Bag A14
Sydney South NSW 1235 Australia
Telephone: +61 1300 554 096
Email: macquarie@linkmarketservices.com.au
Website: www.linkmarketservices.com.au



045 056505

MR RICHARD JOHN LOVELL &
MS JENNIFER HONG MA
<HONG JOHN S/F A/C>
LEVEL 8 185 VICTORIA SQUARE
ADELAIDE SA 5000

Dividend Statement

ASX Code: MQG
Payment Date: 14 December 2021
Record Date: 9 November 2021
SRN/HIN: X*****7203
TFN/ABN Status: Quoted

Dear Shareholder,

This dividend statement is for your Macquarie Group Limited interim ordinary dividend for the six months ended 30 September 2021. This dividend is franked at 40% at the Australian corporate tax rate of 30%. Macquarie Group Limited declares the whole of the unfranked amount to be conduit foreign income.

Description	Dividend Rate per share \$	Shares Held	Unfranked Amount \$	Franked Amount \$	Gross Amount \$	Franking Credits \$
Ordinary Shares	2.72	90	146.88	97.92	244.80	41.97

DIVIDEND REMITTED TO:

MACQUARIE BANK
1 SHELLEY STREET
SYDNEY NSW 2000
BSB: ***-512
ACC: *****8422
Account Name: RICHARD JOHN LOVELL & JENNIFER H
Direct Credit Reference No.: 001269917212

Amount Deposited
\$244.80

IMPORTANT INFORMATION

See overleaf for instructions on how to update your details online.

This statement contains important information to assist you in preparing any tax returns you may be required to lodge. Please retain this statement for taxation purposes as a charge may be levied for replacement.

Update your details online



How to update your information:

1. Login to Link's Investor Centre at **www.linkmarketservices.com.au** and click on 'Investor Login' or scan the QR Code (above).
2. Enter your email address and password in **Portfolio Login**.
3. If you do not have a **Portfolio*** login, please set up a portfolio by selecting **Register Now** and follow the prompts.

Authentication may be required depending on the value of your portfolio. If you are unable to update your address or bank account details online, you must complete the relevant forms (available on Link's website) and return the completed forms to Link.

How to register for a Portfolio:

1. Enter the Issuer's name/Issuer Code.
2. You will need your HIN/SRN. This important information is on your holding statement. You should always ensure this information is kept in a safe place.
3. Enter your postcode or, if your registered address is overseas, click on the Outside Australia link and select your country of residence from the drop- down list.

* Setting up a Portfolio login allows you to easily manage your holdings across issuers who use Link as their registrar.

DOWNLOAD THE INVESTOR CENTRE APP TO EASILY MANAGE YOUR INVESTMENTS

You can also manage your Link Portfolio on the go. Simply download the **Link Investor Centre** mobile app from Apple Store or Google Play.

Your information:

Please provide the following details to help administer your security holding if you haven't already.

1	Email address Communication by email means you can be promptly notified of key company announcements, when payments are made and statements are available, and when voting can be accessed online for company meetings. Select Communications , click on Preferences and select ALL communications electronically .
2	Bank account details For Australian residents, payments will only be paid directly into your nominated bank account (if valid). Select Payments & Tax , click on Payment Instructions . You may be able to receive your payments in a foreign currency. Select Foreign Currency Payment under the Payment Instructions menu and consider the terms and conditions. You may wish to participate in the Dividend Reinvestment Plan (DRP), simply select Reinvestment Plans under the Payments & Tax menu (if DRP is applicable).
3	TFN, TFN exemption or ABN To update your Tax File Number (TFN), TFN exemption code or Australian Business Number (ABN) select Payments & Tax , click on Tax Details .



Macquarie Group Limited
 ABN 94 122 169 279

All Registry communications to:
 Link Market Services Limited
 Locked Bag A14
 Sydney South NSW 1235 Australia
 Telephone: +61 1300 554 096
 Email: macquarie@linkmarketservices.com.au
 Website: www.linkmarketservices.com.au



045 063421

MR RICHARD JOHN LOVELL &
 MS JENNIFER HONG MA
 <HONG JOHN S/F A/C>
 LEVEL 8 185 VICTORIA SQUARE
 ADELAIDE SA 5000

Dividend Statement

ASX Code: MQG
Payment date: 2 July 2021
Record date: 18 May 2021
SRN/HIN: X*****7203
TFN/ABN Status: Quoted

Dear Shareholder,

This dividend statement is for your Macquarie Group Limited final ordinary dividend for the year ended 31 March 2021.

This dividend is franked at 40% at the Australian corporate tax rate of 30%. Macquarie Group Limited declares the whole of the unfranked amount to be conduit foreign income.

Description	Dividend Rate per share \$	Shares Held	Unfranked Amount \$	Franked Amount \$	Gross Amount \$	Franking Credits \$
Ordinary Shares	3.35	180	361.80	241.20	603.00	103.37

DIVIDEND REMITTED TO:

MACQUARIE BANK
 1 SHELLEY STREET
 SYDNEY NSW 2000
 BSB: ***-512
 ACC: *****8422
 Account Name: RICHARD JOHN LOVELL & JENNIFER H
 Direct Credit Reference No.: 001261077895

Amount Deposited
 \$603.00

IMPORTANT INFORMATION

See overleaf for instructions on how to update your details online.

This statement contains important information to assist you in preparing any tax returns you may be required to lodge. Please retain this statement for taxation purposes as a charge may be levied for replacement.

Update your details online



How to update your information:

To update your information in a fast, secure and environmentally friendly way:

1. Login to Link's Investor Centre at **www.linkmarketservices.com.au** and click on 'Investor Login' or scan the QR Code (above).
2. Enter your email address and password in **Portfolio Login**.
3. If you do not have a **Portfolio*** login, please set up a portfolio by selecting **Register Now** and follow the prompts.

Authentication may be required depending on the value of your portfolio. If you are unable to update your address or bank account details online; you must complete the relevant forms (available on Link's website) and return the completed forms to Link.

How to register for a Portfolio:

1. Enter the Issuer's name/ASX Code.
2. You will need your HIN/SRN. This important information is on your holding statement. You should always ensure to keep this information in a safe place.
3. Your postcode or, if your registered address is overseas, click on the Outside Australia link and select your country of residence from the drop-down list.

* Setting up a Portfolio login allows you to easily manage your holdings across issuers who use Link as their registrar.

You can also manage your Link Portfolio on the go, simply download the **Link Investor Centre** mobile app from Apple Store or Google Play.

Your Information

Please provide the following details to help administer your security holding, if you haven't already.

1	Bank account details For Australian residents, payments will only be paid directly into your nominated bank account (if valid). Select Payments & Tax , click on Payment Instructions . You may be able to receive your payments in a foreign currency. Select Foreign Currency Payment under the Payment Instructions menu and consider the terms and conditions. You may wish to participate in the Reinvestment Plan (DRP), select Reinvestment Plans under the Payments & Tax menu (if DRP is applicable).
2	Email address Communication by email means you can be promptly notified of key company announcements, when payments are made and statements are available, and when voting can be accessed online for securityholder meetings. Select Communications , click on Preferences and select All communications electronically .
3	TFN, TFN exemption or ABN To update your Australian Tax File Number (TFN), TFN exemption code or Australian Business Number (ABN) select Payments & Tax , click on Tax Details .



2021 Interim Dividend Statement

120499 045 NAB
MR RICHARD JOHN LOVELL &
MS JENNIFER HONG MA
<HONG JOHN S/F A/C>
LEVEL 8 185 VICTORIA SQUARE
ADELAIDE SA 5000

Contact our Share Registry

www.investorcentre.com/au

(in Australia) 1300 367 647
(outside Australia) +61 3 9415 4299

Holder Identification Number (HIN)

HIN WITHHELD

Summary of key information

Payment Date 2 July 2021
Record Date 14 May 2021
TFN/ABN status Quoted
ASX code NAB
Direct Credit Reference No. 1125797

Interim Dividend for the year ending 30 September 2021

The dividend is 100% franked at the relevant Australian Corporate Tax Rate of 30%.

Ordinary Shares	Dividend Rate per Share	Unfranked Amount	Franked Amount	Franking Credit
270	60 cents	\$0.00	\$162.00	\$69.43

Dividend Summary

270 shares x 60 cents = \$162.00

Payment details

The cash dividend amount of \$162.00 has been credited to:

MACQUARIE BANK LTD
BSB: 182-512 ACC: *****8422

Tax information

Australian resident shareholders

Franked Amount: This should be included in your assessable income.

Franking Credit: This may also need to be included in your assessable income. This amount may be available as a tax offset to reduce your income tax liability.

If you are unsure of the tax treatment of your dividend, please contact your accountant or taxation adviser.

Dividend Amount

\$162.00

24200 - Contributions

2022 Financial Year

Preparer Kelly Fu

Reviewer Kelly Fu

Status Completed

Account Code	Description	CY Balance	LY Balance	Change
LOVRIC00001A	(Contributions) Lovell, Richard - Accumulation (Accumulation)	(\$16,847.82)	(\$26,241.07)	(35.8)%
MAJENN00001A	(Contributions) Ma, Jennifer - Accumulation (Accumulation)	(\$30,116.85)	(\$37,451.88)	(19.59)%
TOTAL		CY Balance	LY Balance	
		(\$46,964.67)	(\$63,692.95)	

Supporting Documents

- Contributions Breakdown Report [Report](#)
- SuperStream Contribution Data Report [Report](#)
- 24200 - Client's email confirming SGC 2022.pdf

Standard Checklist

- Attach copies of S290-170 notices (if necessary)
- Attach copy of Contributions Breakdown Report
- Attach SuperStream Contribution Data Report
- Check Fund is registered for SuperStream (if necessary)
- Ensure all Contributions have been allocated from Bank Accounts
- Ensure Work Test is satisfied if members are over 65

Hong John Super Fund

Contributions Breakdown Report

For The Period 01 July 2021 - 30 June 2022

Summary

Member	D.O.B	Age (at 30/06/2021)	Total Super Balance (at 30/06/2021) *1	Concessional	Non-Concessional	Other	Reserves	Total
Lovell, Richard	Provided	43	242,010.27	16,847.82	0.00	0.00	0.00	16,847.82
Ma, Jennifer	Provided	43	457,871.70	30,116.85	0.00	0.00	0.00	30,116.85
All Members				46,964.67	0.00	0.00	0.00	46,964.67

*1 TSB can include information external to current fund's transaction records. The amount is per individual across all funds.

Contribution Caps

Member	Contribution Type	Contributions	Cap	Current Position
Lovell, Richard	Concessional (5 year carry forward cap available)	16,847.82	42,814.58	25,966.76 Below Cap
	Non-Concessional	0.00	110,000.00	110,000.00 Below Cap
Ma, Jennifer	Concessional (5 year carry forward cap available)	30,116.85	33,250.06	3,133.21 Below Cap
	Non-Concessional	0.00	110,000.00	110,000.00 Below Cap

Carry Forward Unused Concessional Contribution Cap

Member	2017	2018	2019	2020	2021	2022	Current Position
Lovell, Richard							
Concessional Contribution Cap	30,000.00	25,000.00	25,000.00	25,000.00	25,000.00	27,500.00	
Concessional Contribution	30,000.00	26,154.05	21,803.07	11,641.28	26,241.07	16,847.82	
Unused Concessional Contribution	0.00	0.00	3,196.93	13,358.72	0.00	10,652.18	
Cumulative Carry Forward Unused	N/A	N/A	0.00	3,196.93	16,555.65	15,314.58	
Maximum Cap Available	30,000.00	25,000.00	25,000.00	28,196.93	41,555.65	42,814.58	25,966.76 Below Cap
Total Super Balance	0.00	96,919.54	131,006.31	169,169.33	189,001.82	242,010.27	

Ma, Jennifer

Concessional Contribution Cap	30,000.00	25,000.00	25,000.00	25,000.00	25,000.00	27,500.00	
Concessional Contribution	30,000.00	17,600.00	21,750.00	10,048.06	37,451.88	30,116.85	
Unused Concessional Contribution	0.00	0.00	3,250.00	14,951.94	0.00	0.00	
Cumulative Carry Forward Unused	N/A	N/A	0.00	3,250.00	18,201.94	5,750.06	
Maximum Cap Available	30,000.00	25,000.00	25,000.00	28,250.00	43,201.94	33,250.06	3,133.21 Below Cap
Total Super Balance	0.00	226,226.73	266,625.16	328,037.48	355,604.54	457,871.70	

NCC Bring Forward Caps

Member	Bring Forward Cap	2019	2020	2021	2022	Total	Current Position
Lovell, Richard	N/A	0.00	0.00	0.00	0.00	N/A	Bring Forward Not Triggered
Ma, Jennifer	N/A	0.00	0.00	0.00	0.00	N/A	Bring Forward Not Triggered

Lovell, Richard

Date	Transaction Description	Ledger Data				SuperStream Data					
		Contribution Type	Concessional	Non-Concession	Other	Reserves	Contribution	Employer	Concessional	Non-Concess	Other
09/07/2021	AUTOMATIC DATA P ADP2021070910248 49 50	Employer	3,643.84								
10/07/2021						Employer	Y PARTNERS WEALTH & ADVISORY PTY LTD	1,561.64			
11/08/2021	AUTOMATIC DATA P ADP2021081110428 04 50	Employer	1,095.88								
12/08/2021						Employer	Y PARTNERS WEALTH & ADVISORY PTY LTD	1,095.88			
10/09/2021	AUTOMATIC DATA P ADP2021091010605 44 50	Employer	1,095.88								
11/09/2021						Employer	Y PARTNERS WEALTH & ADVISORY PTY LTD	1,095.88			

11/10/2021	AUTOMATIC DATA P ADP2021101110774 26 50	Employer	1,095.88			
12/10/2021				Employer	Y PARTNERS WEALTH & ADVISORY PTY LTD	1,095.88
11/11/2021	AUTOMATIC DATA P ADP2021111110957 78 50	Employer	1,095.88			
12/11/2021				Employer	Y PARTNERS WEALTH & ADVISORY PTY LTD	1,095.88
10/12/2021	AUTOMATIC DATA P ADP2021121011135 25 50	Employer	1,095.88			
11/12/2021				Employer	Y PARTNERS WEALTH & ADVISORY PTY LTD	1,095.88
11/01/2022	AUTOMATIC DATA P ADP2022011111299 03 50	Employer	1,643.82			
12/01/2022				Employer	Y PARTNERS WEALTH & ADVISORY PTY LTD	1,643.82
11/02/2022	AUTOMATIC DATA P ADP2022021111488 61 50	Employer	1,095.88			
12/02/2022				Employer	Y PARTNERS WEALTH & ADVISORY PTY LTD	1,095.88
11/03/2022	AUTOMATIC DATA P ADP2022031111659 06 50	Employer	1,095.88			
12/03/2022				Employer	Y PARTNERS WEALTH & ADVISORY PTY LTD	1,095.88
11/04/2022	AUTOMATIC DATA	Employer	1,095.88			

12/04/2022	ADP2022041111831 12 50					Employer	Y PARTNERS WEALTH & ADVISORY PTY LTD	1,095.88		
11/05/2022	AUTOMATIC DATA P ADP2022051112005 30 50	Employer	1,095.88							
12/05/2022						Employer	Y PARTNERS WEALTH & ADVISORY PTY LTD	1,095.88		
10/06/2022	AUTOMATIC DATA P ADP2022061012193 44 50	Employer	1,697.24							
11/06/2022						Employer	Y PARTNERS WEALTH & ADVISORY PTY LTD	1,697.24		
Total - Lovell, Richard			16,847.82	0.00	0.00	0.00		14,765.62	0.00	0.00

Ma, Jennifer

Date	Transaction Description	Contribution Type	Ledger Data				SuperStream Data			
			Concessional	Non-Concession	Other	Reserves	Contribution	Employer	Concessional	Non-Concess
16/07/2021	ATO ATO0070000146684 56 50	Employer	4,164.38							
23/07/2021	QUICKSUPER QUICKSPR3011394 254 50	Employer	100.10							
20/08/2021	QUICKSUPER QUICKSPR3029535 496 50	Employer	105.37							
23/08/2021	ATO ATO0020000155069 04 50	Employer	1,923.08							
10/09/2021	QUICKSUPER QUICKSPR3042821 552 50	Employer	105.37							
23/09/2021	ATO	Employer	2,884.62							

	ATO0030000156084 03 50		
13/10/2021	SuperChoice P/L PC111021- 108526643 50	Employer	78.32
15/10/2021	QUICKSUPER QUICKSPR3065366 907 50	Employer	158.05
20/10/2021	ATO ATO0080000157568 44 50	Employer	1,923.08
12/11/2021	QUICKSUPER QUICKSPR3083899 050 50	Employer	105.37
15/11/2021	ATO ATO0080000159095 39 50	Employer	1,923.08
10/12/2021	QUICKSUPER QUICKSPR3102720 000 50	Employer	105.37
13/12/2021	ATO ATO0040000156477 99 50	Employer	1,923.08
24/12/2021	QUICKSUPER QUICKSPR3112156 991 50	Employer	331.10
07/01/2022	QUICKSUPER QUICKSPR3119424 907 50	Employer	105.37
21/01/2022	ATO ATO0011000155408 63 50	Employer	1,923.08
21/01/2022	SuperChoice P/L PC200122- 175175652 50	Employer	78.32
17/02/2022	ATO ATO0020000162223 64 50	Employer	2,884.62
18/02/2022	QUICKSUPER QUICKSPR3147790 257 50	Employer	105.37
16/03/2022	ATO ATO0070000158225 64 50	Employer	1,923.08
18/03/2022	QUICKSUPER QUICKSPR3167585 198 50	Employer	105.37
22/04/2022	QUICKSUPER QUICKSPR3191042 329 50	Employer	158.06

22/04/2022	ATO ATO0080000162550 19 50	Employer	1,923.08
09/05/2022	QUICKSUPER QUICKSPR3202095 846 50	Employer	204.57
13/05/2022	QUICKSUPER QUICKSPR3205851 918 50	Employer	105.37
16/05/2022	ATO ATO0011000158067 85 50	Employer	1,923.08
24/05/2022	SuperChoice P/L PC180522- 110318654 50	Employer	78.32
07/06/2022	QUICKSUPER QUICKSPR3223342 367 50	Employer	409.14
10/06/2022	QUICKSUPER QUICKSPR3226037 795 50	Employer	105.37
14/06/2022	ATO ATO0020000165068 82 50	Employer	1,923.08
27/06/2022	QUICKSUPER QUICKSPR3237762 576 50	Employer	165.60
27/06/2022	QUICKSUPER QUICKSPR3237762 581 50	Employer	165.60

Total - Ma, Jennifer

30,116.85 0.00 0.00 0.00

0.00 0.00 0.00

TFN Not Quoted - LOVELL, Richard

Date	Transaction Description	Ledger Data				SuperStream Data					
		Contribution Type	Concessional	Non-Concession	Other	Reserves	Contribution	Employer	Concessional	Non-Concess	Other
10/07/2021							Employer	Y PARTNERS WEALTH & ADVISORY PTY LTD	2,082.20		

Total - LOVELL, Richard

0.00 0.00 0.00

2,082.20 0.00 0.00

Total for All Members

46,964.67 0.00 0.00 0.00

Hong John Super Fund

SuperStream Contribution Data Report

For The Period 01 July 2021 - 30 June 2022

Transaction Date	Reference	Employer Org	Pay Period	Employer	Personal - NCC	Spouse & Child	Other Family & Friends	Any Other	Total
Lovell, Richard									
10/07/2021	ADP202107091024849	Y PARTNERS WEALTH & ADVISORY PTY LTD	20/05/2021 - 30/06/2021	1,561.64	0.00	0.00	0.00	0.00	1,561.64
12/08/2021	ADP202108111042804	Y PARTNERS WEALTH & ADVISORY PTY LTD	01/07/2021 - 28/07/2021	1,095.88	0.00	0.00	0.00	0.00	1,095.88
11/09/2021	ADP202109101060544	Y PARTNERS WEALTH & ADVISORY PTY LTD	29/07/2021 - 25/08/2021	1,095.88	0.00	0.00	0.00	0.00	1,095.88
12/10/2021	ADP202110111077426	Y PARTNERS WEALTH & ADVISORY PTY LTD	26/08/2021 - 22/09/2021	1,095.88	0.00	0.00	0.00	0.00	1,095.88
12/11/2021	ADP202111111095778	Y PARTNERS WEALTH & ADVISORY PTY LTD	23/09/2021 - 20/10/2021	1,095.88	0.00	0.00	0.00	0.00	1,095.88
11/12/2021	ADP202112101113525	Y PARTNERS WEALTH & ADVISORY PTY LTD	21/10/2021 - 17/11/2021	1,095.88	0.00	0.00	0.00	0.00	1,095.88
12/01/2022	ADP202201111129903	Y PARTNERS WEALTH & ADVISORY PTY LTD	18/11/2021 - 29/12/2021	1,643.82	0.00	0.00	0.00	0.00	1,643.82
12/02/2022	ADP202202111148861	Y PARTNERS WEALTH & ADVISORY PTY LTD	30/12/2021 - 26/01/2022	1,095.88	0.00	0.00	0.00	0.00	1,095.88
12/03/2022	ADP202203111165906	Y PARTNERS WEALTH & ADVISORY PTY LTD	27/01/2022 - 23/02/2022	1,095.88	0.00	0.00	0.00	0.00	1,095.88
12/04/2022	ADP202204111183112	Y PARTNERS WEALTH & ADVISORY PTY LTD	24/02/2022 - 23/03/2022	1,095.88	0.00	0.00	0.00	0.00	1,095.88
12/05/2022	ADP202205111200530	Y PARTNERS WEALTH & ADVISORY PTY LTD	24/03/2022 - 20/04/2022	1,095.88	0.00	0.00	0.00	0.00	1,095.88
11/06/2022	ADP202206101219344	Y PARTNERS WEALTH & ADVISORY PTY LTD	21/04/2022 - 18/05/2022	1,697.24	0.00	0.00	0.00	0.00	1,697.24
				14,765.62	0.00	0.00	0.00	0.00	14,765.62
TFN not quoted - LOVELL, Richard									
10/07/2021	ADP202107091024849	Y PARTNERS WEALTH & ADVISORY PTY LTD	06/05/2021 - 19/05/2021	2,082.20	0.00	0.00	0.00	0.00	2,082.20
				2,082.20	0.00	0.00	0.00	0.00	2,082.20
				16,847.82	0.00	0.00	0.00	0.00	16,847.82

*Data last updated: 11/05/2023

Kelly Fu - PDK

From: Richard Lovell <rlovell@ypartners.com.au>
Sent: 19 May 2023 12:59 PM
To: Kelly Fu - PDK
Subject: RE: Hong John Super Fund - 2022 Tax

Follow Up Flag: Follow up
Flag Status: Flagged

Hi Kelly I will come back to you shortly on this but just quickly:

- 1) All the Quicksuper and Superchoice contributions belong to Jenni as she sits on some boards that pay her a small salary – these amounts are for them. Mine are just the ADP ones.

Will come back with the statements on the weekend

Sorry for the delay.

Cheers

RL

Richard Lovell
Managing Director



Previously Leedam Sheppard & Associates

Level 8, 185 Victoria Square Adelaide SA 5000
GPO Box 2940 Adelaide SA 5001

PH (08) 8110 6400 FAX (08) 8410 5450 EML rlovell@ypartners.com.au WEB www.ypartners.com.au

Think before you print – please consider the environment before printing this email | DISCLAIMER - This email and any files transmitted with it are confidential and may contain privileged or copyright information. If you are not the intended recipient you must not copy, distribute or use this email or the information contained in it for any purpose other than to notify us. If you have received this message in error, please notify the sender immediately, and delete this email from your system. We do not guarantee that this material is free from viruses or any other defects. Liability limited by a scheme approved under Professional Standards Legislation.

From: Kelly Fu - PDK <Kelly@pdkfinancial.com.au>
Sent: Tuesday, May 9, 2023 2:36 PM
To: Richard Lovell <rlovell@ypartners.com.au>
Subject: Hong John Super Fund - 2022 Tax

Hi Richard,

Hope you keep well 😊

I am trying to finalise the **2022 tax work** of Hong John Super Fund, and need your help provide the following information:

24700 - Changes in Market Values of Investments

2022 Financial Year

Preparer Kelly Fu

Reviewer Kelly Fu

Status Completed

Account Code	Description	CY Balance	LY Balance	Change
24700	Changes in Market Values of Investments	\$166,490.76	(\$111,907.83)	(248.77)%
TOTAL		CY Balance	LY Balance	
		\$166,490.76	(\$111,907.83)	

Supporting Documents

- Market Movement [Report](#)
- Realised Capital Gain Report [Report](#)
- Net Capital Gains Reconciliation [Report](#)
- 24700 - Share trading BUY and SELL 2022.pdf

Standard Checklist

- Attach copies of Source Documentation (Contract Notes, Broker Statements, Chess Statements, Contracts of Sale, Managed Fund Statements etc)
- Attach copy of Market Movement report
- Attach copy of Net Capital Gains Reconciliation
- Attach copy of Realised Capital Gain Report
- Ensure all Asset Disposals have been entered
- Ensure all Market Values have been entered for June 30
- Ensure all Tax Deferred Distributions have been entered

Hong John Super Fund

Market Movement Report

As at 30 June 2022

Investment	Date	Description	Unrealised				Realised			Total
			Units	Accounting Cost Movement	Market Movement	Depreciation	Balance	Consideration	Accounting Cost Base	
AHY.AX - Asaleo Care Limited										
	01/07/2021	Opening Balance	13,494.00	0.00	0.00	0.00	19,094.01	0.00	0.00	0.00
	01/07/2021	Merger	(13,494.00)	(21,309.74)	0.00	0.00	(2,215.73)	18,891.60	21,309.74	(2,418.14)
	01/07/2021	Writeback	0.00	0.00	2,215.73	0.00	0.00	0.00	0.00	0.00
	30/06/2022		0.00	(21,309.74)	2,215.73	0.00	0.00	18,891.60	21,309.74	(2,418.14)
ALI.AX - Argo Global Ltd										
	01/07/2021	Opening Balance	10,100.00	0.00	0.00	0.00	22,018.00	0.00	0.00	0.00
	27/08/2021	Disposal	(10,100.00)	(19,998.00)	0.00	0.00	2,020.00	23,716.00	19,998.00	3,718.00
	27/08/2021	Writeback	0.00	0.00	(2,020.00)	0.00	0.00	0.00	0.00	0.00
	30/06/2022		0.00	(19,998.00)	(2,020.00)	0.00	0.00	23,716.00	19,998.00	3,718.00
ALX.AX - Atlas Arteria										
	01/07/2021	Opening Balance	3,126.00	0.00	0.00	0.00	19,912.62	0.00	0.00	0.00
	27/08/2021	Disposal	(3,126.00)	(12,728.79)	0.00	0.00	7,183.83	19,615.18	12,728.79	6,886.39
	27/08/2021	Writeback	0.00	0.00	(7,183.83)	0.00	0.00	0.00	0.00	0.00
	30/06/2022		0.00	(12,728.79)	(7,183.83)	0.00	0.00	19,615.18	12,728.79	6,886.39
AMC.AX - Amcor Limited										
	01/07/2021	Opening Balance	1,000.00	0.00	0.00	0.00	15,130.00	0.00	0.00	0.00
	27/08/2021	Disposal	(1,000.00)	(13,993.26)	0.00	0.00	1,136.74	17,391.00	13,993.26	3,397.74
	27/08/2021	Writeback	0.00	0.00	(1,136.74)	0.00	0.00	0.00	0.00	0.00
	30/06/2022		0.00	(13,993.26)	(1,136.74)	0.00	0.00	17,391.00	13,993.26	3,397.74
AZJ.AX - Aurizon Holdings Limited										
	01/07/2021	Opening Balance	1,780.00	0.00	0.00	0.00	6,621.60	0.00	0.00	0.00
	27/08/2021	Disposal	(1,780.00)	(8,882.00)	0.00	0.00	(2,260.40)	6,762.80	8,882.00	(2,119.20)
	27/08/2021	Writeback	0.00	0.00	2,260.40	0.00	0.00	0.00	0.00	0.00
	30/06/2022		0.00	(8,882.00)	2,260.40	0.00	0.00	6,762.80	8,882.00	(2,119.20)
COE.AX - Cooper Energy Limited										
	01/07/2021	Opening Balance	10,000.00	0.00	0.00	0.00	2,600.00	0.00	0.00	0.00
	27/08/2021	Disposal	(10,000.00)	(3,800.00)	0.00	0.00	(1,200.00)	2,081.00	3,800.00	(1,719.00)
	27/08/2021	Writeback	0.00	0.00	1,200.00	0.00	0.00	0.00	0.00	0.00
	30/06/2022		0.00	(3,800.00)	1,200.00	0.00	0.00	2,081.00	3,800.00	(1,719.00)

Hong John Super Fund

Market Movement Report

As at 30 June 2022

Investment	Date	Description	Unrealised				Realised			Total
			Units	Accounting Cost Movement	Market Movement	Depreciation	Balance	Consideration	Accounting Cost Base	
CSL.AX - CSL Limited										
	01/07/2021	Opening Balance	45.00	0.00	0.00	0.00	12,833.55	0.00	0.00	0.00
	27/08/2021	Disposal	(45.00)	(3,984.75)	0.00	0.00	8,848.80	13,984.10	3,984.75	9,999.35
	27/08/2021	Writeback	0.00	0.00	(8,848.80)	0.00	0.00	0.00	0.00	0.00
	30/06/2022		0.00	(3,984.75)	(8,848.80)	0.00	0.00	13,984.10	3,984.75	9,999.35
DRR.AX - Deterra Royalties Limited										
	01/07/2021	Opening Balance	485.00	0.00	0.00	0.00	2,182.50	0.00	0.00	0.00
	27/08/2021	Disposal	(485.00)	(1,572.09)	0.00	0.00	610.41	2,100.45	1,572.09	528.36
	27/08/2021	Writeback	0.00	0.00	(610.41)	0.00	0.00	0.00	0.00	0.00
	30/06/2022		0.00	(1,572.09)	(610.41)	0.00	0.00	2,100.45	1,572.09	528.36
HJSF-APTSTR - The Apartment Store Pty Ltd										
	01/07/2021	Opening Balance	7.00	0.00	0.00	0.00	15,000.00	0.00	0.00	0.00
	30/06/2022		7.00	0.00	0.00	0.00	15,000.00	0.00	0.00	0.00
HJSF-FUSETEC - Fusetec 3d Pty Ltd										
	01/07/2021	Opening Balance	640.00	0.00	0.00	0.00	40,025.60	0.00	0.00	0.00
	30/06/2022		640.00	0.00	0.00	0.00	40,025.60	0.00	0.00	0.00
HJSF-IPDATA - ipData Holdings Pty Ltd										
	01/07/2021	Opening Balance	50,000.00	0.00	0.00	0.00	50,000.00	0.00	0.00	0.00
	30/06/2022	Share Consolidation	(42,107.00)	0.00	0.00	0.00	50,000.00	0.00	0.00	0.00
	30/06/2022	Revaluation	0.00	0.00	9,592.15	0.00	59,592.15	0.00	0.00	0.00
	30/06/2022		7,893.00	0.00	9,592.15	0.00	59,592.15	0.00	0.00	0.00
HJSF-SFPL - Super Fierce Pty Ltd										
	16/12/2021	Purchase	50.00	25,000.00	0.00	0.00	25,000.00	0.00	0.00	0.00
	30/06/2022		50.00	25,000.00	0.00	0.00	25,000.00	0.00	0.00	0.00
HJSF-ZEROCO - Zeroco.com.au Pty Ltd										
	01/07/2021	Opening Balance	21,365.00	0.00	0.00	0.00	30,124.65	0.00	0.00	0.00
	30/06/2022		21,365.00	0.00	0.00	0.00	30,124.65	0.00	0.00	0.00

Hong John Super Fund

Market Movement Report

As at 30 June 2022

Investment	Date	Description	Unrealised				Realised			Total
			Units	Accounting Cost Movement	Market Movement	Depreciation	Balance	Consideration	Accounting Cost Base	
HJSF_VSUT - Vs Unit Trust										
	06/10/2021	Purchase	78,500.00	100,000.00	0.00	0.00	100,000.00	0.00	0.00	0.00
	07/10/2021	Purchase	78,500.00	100,000.00	0.00	0.00	200,000.00	0.00	0.00	0.00
	08/10/2021	Purchase	78,500.00	100,000.00	0.00	0.00	300,000.00	0.00	0.00	0.00
	08/10/2021	Purchase	39,250.00	50,000.00	0.00	0.00	350,000.00	0.00	0.00	0.00
	08/10/2021	Purchase	39,250.00	50,000.00	0.00	0.00	400,000.00	0.00	0.00	0.00
	30/06/2022	Revaluation	0.00	0.00	(86,000.00)	0.00	314,000.00	0.00	0.00	0.00
	30/06/2022		314,000.00	400,000.00	(86,000.00)	0.00	314,000.00	0.00	0.00	0.00
ILU.AX - Iluka Resources Limited										
	01/07/2021	Opening Balance	485.00	0.00	0.00	0.00	4,437.75	0.00	0.00	0.00
	27/08/2021	Disposal	(485.00)	(1,914.46)	0.00	0.00	2,523.29	4,190.80	1,914.46	2,276.34
	27/08/2021	Writeback	0.00	0.00	(2,523.29)	0.00	0.00	0.00	0.00	0.00
	30/06/2022		0.00	(1,914.46)	(2,523.29)	0.00	0.00	4,190.80	1,914.46	2,276.34
MQG.AX - Macquarie Group Limited										
	01/07/2021	Opening Balance	180.00	0.00	0.00	0.00	28,157.40	0.00	0.00	0.00
	27/08/2021	Disposal	(90.00)	(7,750.18)	0.00	0.00	20,407.22	14,811.33	7,750.18	7,061.15
	27/08/2021	Writeback	0.00	0.00	(6,777.82)	0.00	13,629.40	0.00	0.00	0.00
	30/06/2022	Revaluation	0.00	0.00	1,176.50	0.00	14,805.90	0.00	0.00	0.00
	30/06/2022		90.00	(7,750.18)	(5,601.32)	0.00	14,805.90	14,811.33	7,750.18	7,061.15
NAB.AX - National Australia Bank Limited										
	01/07/2021	Opening Balance	270.00	0.00	0.00	0.00	7,079.40	0.00	0.00	0.00
	27/08/2021	Disposal	(270.00)	(8,351.53)	0.00	0.00	(1,272.13)	7,408.70	8,351.53	(942.83)
	27/08/2021	Writeback	0.00	0.00	1,272.13	0.00	0.00	0.00	0.00	0.00
	30/06/2022		0.00	(8,351.53)	1,272.13	0.00	0.00	7,408.70	8,351.53	(942.83)
OSH.AX - Oil Search Limited										
	01/07/2021	Opening Balance	1,040.00	0.00	0.00	0.00	3,962.40	0.00	0.00	0.00
	27/08/2021	Disposal	(1,040.00)	(7,022.40)	0.00	0.00	(3,060.00)	3,943.40	7,022.40	(3,079.00)
	27/08/2021	Writeback	0.00	0.00	3,060.00	0.00	0.00	0.00	0.00	0.00
	30/06/2022		0.00	(7,022.40)	3,060.00	0.00	0.00	3,943.40	7,022.40	(3,079.00)
PNV.AX - Polynovo Limited										
	01/07/2021	Opening Balance	30,900.00	0.00	0.00	0.00	87,138.00	0.00	0.00	0.00
	27/08/2021	Disposal	(6,180.00)	(9,588.10)	0.00	0.00	77,549.90	13,144.40	9,588.10	3,556.30
	27/08/2021	Writeback	0.00	0.00	(12,470.80)	0.00	65,079.10	0.00	0.00	0.00
	30/06/2022	Revaluation	0.00	0.00	(31,583.50)	0.00	33,495.60	0.00	0.00	0.00

Hong John Super Fund

Market Movement Report

As at 30 June 2022

Investment	Date	Description	Unrealised				Realised			Total
			Units	Accounting Cost Movement	Market Movement	Depreciation	Balance	Consideration	Accounting Cost Base	
	30/06/2022		24,720.00	(9,588.10)	(44,054.30)	0.00	33,495.60	13,144.40	9,588.10	3,556.30
PTX.AX - Prescient Therapeutics Limited										
	01/07/2021	Opening Balance	95,250.00	0.00	0.00	0.00	23,336.25	0.00	0.00	0.00
	27/08/2021	Disposal	(95,250.00)	(18,549.18)	0.00	0.00	4,787.07	18,078.50	18,549.18	(470.68)
	27/08/2021	Writeback	0.00	0.00	(4,787.07)	0.00	0.00	0.00	0.00	0.00
	30/06/2022		0.00	(18,549.18)	(4,787.07)	0.00	0.00	18,078.50	18,549.18	(470.68)
RAP.AX - Resapp Health Limited										
	01/07/2021	Opening Balance	10,000.00	0.00	0.00	0.00	410.00	0.00	0.00	0.00
	27/08/2021	Disposal	(10,000.00)	(3,119.00)	0.00	0.00	(2,709.00)	441.00	3,119.00	(2,678.00)
	27/08/2021	Writeback	0.00	0.00	2,709.00	0.00	0.00	0.00	0.00	0.00
	30/06/2022		0.00	(3,119.00)	2,709.00	0.00	0.00	441.00	3,119.00	(2,678.00)
SPY.AX - Spdr S&p 500 Etf										
	01/07/2021	Opening Balance	197.00	0.00	0.00	0.00	112,290.00	0.00	0.00	0.00
	27/08/2021	Disposal	(98.00)	(28,092.36)	0.00	0.00	84,197.64	60,534.66	28,092.36	32,442.30
	27/08/2021	Writeback	0.00	0.00	(28,413.14)	0.00	55,784.50	0.00	0.00	0.00
	30/06/2022	Revaluation	0.00	0.00	(1,593.88)	0.00	54,190.62	0.00	0.00	0.00
	30/06/2022		99.00	(28,092.36)	(30,007.02)	0.00	54,190.62	60,534.66	28,092.36	32,442.30
STO.AX - Santos Limited										
	01/07/2021	Opening Balance	2,450.00	0.00	0.00	0.00	17,370.50	0.00	0.00	0.00
	27/08/2021	Disposal	(2,450.00)	(9,557.73)	0.00	0.00	7,812.77	15,011.75	9,557.73	5,454.02
	27/08/2021	Writeback	0.00	0.00	(7,812.77)	0.00	0.00	0.00	0.00	0.00
	30/06/2022		0.00	(9,557.73)	(7,812.77)	0.00	0.00	15,011.75	9,557.73	5,454.02
TLS.AX - Telstra Corporation Limited.										
	01/07/2021	Opening Balance	3,000.00	0.00	0.00	0.00	11,280.00	0.00	0.00	0.00
	27/08/2021	Disposal	(3,000.00)	(13,571.85)	0.00	0.00	(2,291.85)	11,456.00	13,571.85	(2,115.85)
	27/08/2021	Writeback	0.00	0.00	2,291.85	0.00	0.00	0.00	0.00	0.00
	30/06/2022		0.00	(13,571.85)	2,291.85	0.00	0.00	11,456.00	13,571.85	(2,115.85)
VAP.AX - Vanguard Australian Property Securities Index Etf										
	01/07/2021	Opening Balance	125.00	0.00	0.00	0.00	11,311.25	0.00	0.00	0.00
	27/08/2021	Disposal	(125.00)	(10,390.00)	0.00	0.00	921.25	11,394.75	10,390.00	1,004.75
	27/08/2021	Writeback	0.00	0.00	(921.25)	0.00	0.00	0.00	0.00	0.00

Hong John Super Fund

Market Movement Report

As at 30 June 2022

Investment	Date	Description	Unrealised				Realised			Total
			Units	Accounting Cost Movement	Market Movement	Depreciation	Balance	Consideration	Accounting Cost Base	
	30/06/2022		0.00	(10,390.00)	(921.25)	0.00	0.00	11,394.75	10,390.00	1,004.75
VGS.AX - Vanguard Msci Index International Shares Etf										
	01/07/2021	Opening Balance	310.00	0.00	0.00	0.00	30,045.20	0.00	0.00	0.00
	27/08/2021	Disposal	(310.00)	(19,503.54)	0.00	0.00	10,541.66	31,966.80	19,503.54	12,463.26
	27/08/2021	Writeback	0.00	0.00	(10,541.66)	0.00	0.00	0.00	0.00	0.00
	30/06/2022		0.00	(19,503.54)	(10,541.66)	0.00	0.00	31,966.80	19,503.54	12,463.26
VUK.AX - Virgin Money Uk Plc										
	01/07/2021	Opening Balance	727.00	0.00	0.00	0.00	2,675.36	0.00	0.00	0.00
	27/08/2021	Disposal	(727.00)	(3,394.57)	0.00	0.00	(719.21)	2,819.94	3,394.57	(574.63)
	27/08/2021	Writeback	0.00	0.00	719.21	0.00	0.00	0.00	0.00	0.00
	30/06/2022		0.00	(3,394.57)	719.21	0.00	0.00	2,819.94	3,394.57	(574.63)
WBC.AX - Westpac Banking Corporation										
	01/07/2021	Opening Balance	280.00	0.00	0.00	0.00	7,226.80	0.00	0.00	0.00
	27/08/2021	Disposal	(280.00)	(8,997.80)	0.00	0.00	(1,771.00)	7,221.80	8,997.80	(1,776.00)
	27/08/2021	Writeback	0.00	0.00	1,771.00	0.00	0.00	0.00	0.00	0.00
	30/06/2022		0.00	(8,997.80)	1,771.00	0.00	0.00	7,221.80	8,997.80	(1,776.00)
WES.AX - Wesfarmers Limited										
	01/07/2021	Opening Balance	200.00	0.00	0.00	0.00	11,820.00	0.00	0.00	0.00
	27/08/2021	Disposal	(200.00)	(5,657.70)	0.00	0.00	6,162.30	12,657.00	5,657.70	6,999.30
	27/08/2021	Writeback	0.00	0.00	(6,162.30)	0.00	0.00	0.00	0.00	0.00
	30/06/2022		0.00	(5,657.70)	(6,162.30)	0.00	0.00	12,657.00	5,657.70	6,999.30
WPL.AX - Woodside Petroleum Ltd										
	01/07/2021	Opening Balance	450.00	0.00	0.00	0.00	9,994.50	0.00	0.00	0.00
	27/08/2021	Disposal	(450.00)	(13,481.50)	0.00	0.00	(3,487.00)	9,102.50	13,481.50	(4,379.00)
	27/08/2021	Writeback	0.00	0.00	3,487.00	0.00	0.00	0.00	0.00	0.00
	30/06/2022		0.00	(13,481.50)	3,487.00	0.00	0.00	9,102.50	13,481.50	(4,379.00)
Z1P.AX - Zip Co Limited.										
	01/07/2021	Opening Balance	14,322.00	0.00	0.00	0.00	108,417.54	0.00	0.00	0.00
	27/08/2021	Disposal	(7,161.00)	(17,460.27)	0.00	0.00	90,957.27	52,893.30	17,460.27	35,433.03
	27/08/2021	Writeback	0.00	0.00	(41,702.98)	0.00	49,254.29	0.00	0.00	0.00
	21/04/2022	Code/Class Change	(7,161.00)	0.00	0.00	0.00	49,254.29	0.00	0.00	0.00
	21/04/2022	Code/Class Change	0.00	(7,551.30)	0.00	0.00	41,702.99	7,551.30	7,551.30	0.00

Hong John Super Fund

Market Movement Report

As at 30 June 2022

Investment	Date	Description	Unrealised				Realised			Total
			Units	Accounting Cost Movement	Market Movement	Depreciation	Balance	Consideration	Accounting Cost Base	
	30/06/2022	Revaluation	0.00	0.00	(41,702.99)	0.00	0.00	0.00	0.00	0.00
	30/06/2022		0.00	(25,011.57)	(83,405.97)	0.00	0.00	60,444.60	25,011.57	35,433.03
ZIP.AX - ZIP Co Limited..										
	21/04/2022	Code/Class Change	7,161.00	7,551.30	0.00	0.00	7,551.30	0.00	0.00	0.00
	30/06/2022	Revaluation	0.00	0.00	(4,400.46)	0.00	3,150.84	0.00	0.00	0.00
	30/06/2022		7,161.00	7,551.30	(4,400.46)	0.00	3,150.84	0.00	0.00	0.00
Total Market Movement					(275,438.72)				108,947.96	(166,490.76)

Hong John Super Fund

Realised Capital Gains Report

For The Period 01 July 2021 - 30 June 2022

Investment		Accounting Treatment				Tax Treatment						
Purchase Contract Date	Disposal Contract Date	Units	Cost	Proceeds	Accounting Profit/(Loss)	Adjusted Cost Base	Reduced Cost Base	Indexed Cost Base	Indexed Gains	Discounted Gains (Gross)	Other Gains	Capital Loss
Shares in Listed Companies (Australian)												
AHY.AX - Asaleo Care Limited												
08/10/2015	01/07/2021	464.00	836.36	649.60	(186.76)	836.36	836.36	0.00	0.00	0.00	0.00	(186.76)
30/03/2017	01/07/2021	2,000.00	3,549.00	2,800.00	(749.00)	3,549.00	3,549.00	0.00	0.00	0.00	0.00	(749.00)
19/09/2016	01/07/2021	1,250.00	1,993.30	1,750.00	(243.30)	1,993.30	1,993.30	0.00	0.00	0.00	0.00	(243.30)
16/05/2017	01/07/2021	3,030.00	4,779.83	4,242.00	(537.83)	4,779.83	4,779.83	0.00	0.00	0.00	0.00	(537.83)
28/06/2017	01/07/2021	2,000.00	3,020.00	2,800.00	(220.00)	3,020.00	3,020.00	0.00	0.00	0.00	0.00	(220.00)
22/07/2016	01/07/2021	3,000.00	4,515.00	4,200.00	(315.00)	4,515.00	4,515.00	0.00	0.00	0.00	0.00	(315.00)
19/05/2017	01/07/2021	1,750.00	2,616.25	2,450.00	(166.25)	2,616.25	2,616.25	0.00	0.00	0.00	0.00	(166.25)
		13,494.00	21,309.74	18,891.60	(2,418.14)	21,309.74	21,309.74	0.00	0.00	0.00	0.00	(2,418.14)
ALI.AX - Argo Global Ltd												
23/07/2015	27/08/2021	10,100.00	19,998.00	23,716.00	3,718.00	19,998.00	19,998.00	0.00	0.00	3,718.00	0.00	0.00
		10,100.00	19,998.00	23,716.00	3,718.00	19,998.00	19,998.00	0.00	0.00	3,718.00	0.00	0.00
AMC.AX - Amcor Limited												
04/11/2016	27/08/2021	205.00	2,961.23	3,565.16	603.93	2,961.23	2,961.23	0.00	0.00	603.93	0.00	0.00
24/06/2016	27/08/2021	210.00	3,029.68	3,652.11	622.43	3,029.68	3,029.68	0.00	0.00	622.43	0.00	0.00
23/02/2018	27/08/2021	270.00	3,809.70	4,695.57	885.87	3,809.70	3,809.70	0.00	0.00	885.87	0.00	0.00
08/10/2015	27/08/2021	315.00	4,192.65	5,478.17	1,285.52	4,192.65	4,192.65	0.00	0.00	1,285.52	0.00	0.00
		1,000.00	13,993.26	17,391.01	3,397.75	13,993.26	13,993.26	0.00	0.00	3,397.75	0.00	0.00
AZJ.AX - Aurizon Holdings Limited												
08/07/2015	27/08/2021	1,030.00	5,412.65	3,913.31	(1,499.34)	5,412.65	5,412.65	0.00	0.00	0.00	0.00	(1,499.34)
05/02/2018	27/08/2021	750.00	3,469.35	2,849.49	(619.86)	3,469.35	3,469.35	0.00	0.00	0.00	0.00	(619.86)

Hong John Super Fund

Realised Capital Gains Report

For The Period 01 July 2021 - 30 June 2022

Investment		Accounting Treatment				Tax Treatment						
Purchase Contract Date	Disposal Contract Date	Units	Cost	Proceeds	Accounting Profit/(Loss)	Adjusted Cost Base	Reduced Cost Base	Indexed Cost Base	Indexed Gains	Discounted Gains (Gross)	Other Gains	Capital Loss
Shares in Listed Companies (Australian)												
		1,780.00	8,882.00	6,762.80	(2,119.20)	8,882.00	8,882.00	0.00	0.00	0.00	0.00	(2,119.20)
COE.AX - Cooper Energy Limited												
04/07/2017	27/08/2021	10,000.00	3,800.00	2,081.00	(1,719.00)	3,800.00	3,800.00	0.00	0.00	0.00	0.00	(1,719.00)
		10,000.00	3,800.00	2,081.00	(1,719.00)	3,800.00	3,800.00	0.00	0.00	0.00	0.00	(1,719.00)
CSL.AX - CSL Limited												
08/07/2015	27/08/2021	45.00	3,984.75	13,984.10	9,999.35	3,984.75	3,984.75	0.00	0.00	9,999.35	0.00	0.00
		45.00	3,984.75	13,984.10	9,999.35	3,984.75	3,984.75	0.00	0.00	9,999.35	0.00	0.00
DRR.AX - Deterra Royalties Limited												
08/07/2015	27/08/2021	485.00	1,572.09	2,100.45	528.36	1,572.09	1,572.09	0.00	0.00	528.36	0.00	0.00
		485.00	1,572.09	2,100.45	528.36	1,572.09	1,572.09	0.00	0.00	528.36	0.00	0.00
ILU.AX - Iluka Resources Limited												
08/07/2015	27/08/2021	485.00	1,914.46	4,190.80	2,276.34	1,914.46	1,914.46	0.00	0.00	2,276.34	0.00	0.00
		485.00	1,914.46	4,190.80	2,276.34	1,914.46	1,914.46	0.00	0.00	2,276.34	0.00	0.00
MQG.AX - Macquarie Group Limited												
06/02/2018	27/08/2021	30.00	2,940.60	4,937.11	1,996.51	2,940.60	2,940.60	0.00	0.00	1,996.51	0.00	0.00
08/07/2015	27/08/2021	60.00	4,809.58	9,874.22	5,064.64	4,809.58	4,809.58	0.00	0.00	5,064.64	0.00	0.00
		90.00	7,750.18	14,811.33	7,061.15	7,750.18	7,750.18	0.00	0.00	7,061.15	0.00	0.00
NAB.AX - National Australia Bank Limited												
08/07/2015	27/08/2021	150.00	4,863.13	4,115.94	(747.19)	4,863.13	4,863.13	0.00	0.00	0.00	0.00	(747.19)
28/06/2017	27/08/2021	120.00	3,488.40	3,292.76	(195.64)	3,488.40	3,488.40	0.00	0.00	0.00	0.00	(195.64)

Hong John Super Fund

Realised Capital Gains Report

For The Period 01 July 2021 - 30 June 2022

Investment		Accounting Treatment				Tax Treatment						
Purchase Contract Date	Disposal Contract Date	Units	Cost	Proceeds	Accounting Profit/(Loss)	Adjusted Cost Base	Reduced Cost Base	Indexed Cost Base	Indexed Gains	Discounted Gains (Gross)	Other Gains	Capital Loss
Shares in Listed Companies (Australian)												
		270.00	8,351.53	7,408.70	(942.83)	8,351.53	8,351.53	0.00	0.00	0.00	0.00	(942.83)
OSH.AX - Oil Search Limited												
08/07/2015	27/08/2021	640.00	4,406.40	2,426.71	(1,979.69)	4,406.40	4,406.40	0.00	0.00	0.00	0.00	(1,979.69)
28/06/2017	27/08/2021	400.00	2,616.00	1,516.69	(1,099.31)	2,616.00	2,616.00	0.00	0.00	0.00	0.00	(1,099.31)
		1,040.00	7,022.40	3,943.40	(3,079.00)	7,022.40	7,022.40	0.00	0.00	0.00	0.00	(3,079.00)
PNV.AX - Polynovo Limited												
17/03/2020	27/08/2021	6,180.00	9,588.10	13,144.40	3,556.30	9,588.10	9,588.10	0.00	0.00	3,556.30	0.00	0.00
		6,180.00	9,588.10	13,144.40	3,556.30	9,588.10	9,588.10	0.00	0.00	3,556.30	0.00	0.00
PTX.AX - Prescient Therapeutics Limited												
29/06/2021	27/08/2021	95,250.00	18,549.18	18,078.50	(470.68)	18,549.18	18,549.18	0.00	0.00	0.00	0.00	(470.68)
		95,250.00	18,549.18	18,078.50	(470.68)	18,549.18	18,549.18	0.00	0.00	0.00	0.00	(470.68)
RAP.AX - Resapp Health Limited												
04/07/2017	27/08/2021	10,000.00	3,119.00	441.00	(2,678.00)	3,119.00	3,119.00	0.00	0.00	0.00	0.00	(2,678.00)
		10,000.00	3,119.00	441.00	(2,678.00)	3,119.00	3,119.00	0.00	0.00	0.00	0.00	(2,678.00)
STO.AX - Santos Limited												
24/08/2015	27/08/2021	950.00	5,035.00	5,820.88	785.88	5,035.00	5,035.00	0.00	0.00	785.88	0.00	0.00
28/06/2017	27/08/2021	1,500.00	4,522.73	9,190.87	4,668.14	4,522.73	4,522.73	0.00	0.00	4,668.14	0.00	0.00
		2,450.00	9,557.73	15,011.75	5,454.02	9,557.73	9,557.73	0.00	0.00	5,454.02	0.00	0.00
TLS.AX - Telstra Corporation Limited.												
08/07/2015	27/08/2021	890.00	5,504.65	3,398.61	(2,106.04)	5,504.65	5,504.65	0.00	0.00	0.00	0.00	(2,106.04)

Hong John Super Fund

Realised Capital Gains Report

For The Period 01 July 2021 - 30 June 2022

Investment		Accounting Treatment				Tax Treatment						
Purchase Contract Date	Disposal Contract Date	Units	Cost	Proceeds	Accounting Profit/(Loss)	Adjusted Cost Base	Reduced Cost Base	Indexed Cost Base	Indexed Gains	Discounted Gains (Gross)	Other Gains	Capital Loss
Shares in Listed Companies (Australian)												
13/04/2017	27/08/2021	1,000.00	4,160.00	3,818.67	(341.33)	4,160.00	4,160.00	0.00	0.00	0.00	0.00	(341.33)
06/02/2018	27/08/2021	1,110.00	3,907.20	4,238.72	331.52	3,907.20	3,907.20	0.00	0.00	331.52	0.00	0.00
		3,000.00	13,571.85	11,456.00	(2,115.85)	13,571.85	13,571.85	0.00	0.00	331.52	0.00	(2,447.37)
VUK.AX - Virgin Money Uk Plc												
24/06/2016	27/08/2021	690.00	3,246.20	2,676.42	(569.78)	3,246.20	3,246.20	0.00	0.00	0.00	0.00	(569.78)
08/02/2016	27/08/2021	37.00	148.37	143.52	(4.85)	148.37	148.37	0.00	0.00	0.00	0.00	(4.85)
		727.00	3,394.57	2,819.94	(574.63)	3,394.57	3,394.57	0.00	0.00	0.00	0.00	(574.63)
WBC.AX - Westpac Banking Corporation												
08/07/2015	27/08/2021	180.00	5,986.80	4,642.59	(1,344.21)	5,986.80	5,986.80	0.00	0.00	0.00	0.00	(1,344.21)
28/06/2017	27/08/2021	100.00	3,011.00	2,579.21	(431.79)	3,011.00	3,011.00	0.00	0.00	0.00	0.00	(431.79)
		280.00	8,997.80	7,221.80	(1,776.00)	8,997.80	8,997.80	0.00	0.00	0.00	0.00	(1,776.00)
WES.AX - Wesfarmers Limited												
08/07/2015	27/08/2021	125.00	3,544.73	7,910.63	4,365.90	3,544.73	3,544.73	0.00	0.00	4,365.90	0.00	0.00
24/06/2016	27/08/2021	75.00	2,112.97	4,746.38	2,633.40	2,112.97	2,112.97	0.00	0.00	2,633.40	0.00	0.00
		200.00	5,657.70	12,657.01	6,999.30	5,657.70	5,657.70	0.00	0.00	6,999.30	0.00	0.00
WPL.AX - Woodside Petroleum Ltd												
08/07/2015	27/08/2021	100.00	3,379.00	2,022.78	(1,356.22)	3,379.00	3,379.00	0.00	0.00	0.00	0.00	(1,356.22)
23/03/2018	27/08/2021	150.00	4,381.50	3,034.17	(1,347.33)	4,381.50	4,381.50	0.00	0.00	0.00	0.00	(1,347.33)
23/02/2018	27/08/2021	200.00	5,721.00	4,045.56	(1,675.44)	5,721.00	5,721.00	0.00	0.00	0.00	0.00	(1,675.44)
		450.00	13,481.50	9,102.51	(4,378.99)	13,481.50	13,481.50	0.00	0.00	0.00	0.00	(4,378.99)
Z1P.AX - Zip Co Limited.												

Hong John Super Fund

Realised Capital Gains Report

For The Period 01 July 2021 - 30 June 2022

Investment		Accounting Treatment				Tax Treatment						
Purchase Contract Date	Disposal Contract Date	Units	Cost	Proceeds	Accounting Profit/(Loss)	Adjusted Cost Base	Reduced Cost Base	Indexed Cost Base	Indexed Gains	Discounted Gains (Gross)	Other Gains	Capital Loss
Shares in Listed Companies (Australian)												
05/07/2019	27/08/2021	4,835.00	15,007.50	35,712.76	20,705.26	15,007.50	15,007.50	0.00	0.00	20,705.26	0.00	0.00
18/12/2018	27/08/2021	2,326.00	2,452.77	17,180.54	14,727.76	2,452.77	2,452.77	0.00	0.00	14,727.76	0.00	0.00
		7,161.00	17,460.27	52,893.30	35,433.02	17,460.27	17,460.27	0.00	0.00	35,433.02	0.00	0.00
		164,487.00	201,956.11	258,107.40	56,151.27	201,956.11	201,956.11	0.00	0.00	78,755.11	0.00	(22,603.84)
Units in Listed Unit Trusts (Australian)												
ALX.AX - Atlas Arteria												
29/09/2017	27/08/2021	411.00	2,025.82	2,578.96	553.14	2,025.82	2,025.82	0.00	0.00	553.14	0.00	0.00
19/09/2016	27/08/2021	500.00	2,337.80	3,137.42	799.63	2,337.80	2,337.80	0.00	0.00	799.63	0.00	0.00
24/06/2016	27/08/2021	790.00	3,621.36	4,957.13	1,335.77	3,621.36	3,621.36	0.00	0.00	1,335.77	0.00	0.00
08/10/2015	27/08/2021	1,425.00	4,743.81	8,941.66	4,197.85	4,743.81	4,743.81	0.00	0.00	4,197.85	0.00	0.00
		3,126.00	12,728.79	19,615.17	6,886.39	12,728.79	12,728.79	0.00	0.00	6,886.39	0.00	0.00
SPY.AX - Spdr S&p 500 Etf												
23/07/2015	27/08/2021	87.00	25,053.39	53,739.95	28,686.56	25,053.39	25,053.39	0.00	0.00	28,686.56	0.00	0.00
08/10/2015	27/08/2021	11.00	3,038.97	6,794.71	3,755.74	3,038.97	3,038.97	0.00	0.00	3,755.74	0.00	0.00
		98.00	28,092.36	60,534.66	32,442.30	28,092.36	28,092.36	0.00	0.00	32,442.30	0.00	0.00
VAP.AX - Vanguard Australian Property Securities Index Etf												
21/04/2017	27/08/2021	125.00	10,390.00	11,394.75	1,004.75	10,393.32	10,393.32	0.00	0.00	1,001.43	0.00	0.00
		125.00	10,390.00	11,394.75	1,004.75	10,393.32	10,393.32	0.00	0.00	1,001.43	0.00	0.00
VGS.AX - Vanguard Msci Index International Shares Etf												
23/03/2018	27/08/2021	65.00	4,238.59	6,702.72	2,464.13	4,299.72	4,299.72	0.00	0.00	2,403.00	0.00	0.00
19/05/2017	27/08/2021	80.00	5,016.80	8,249.50	3,232.70	5,092.04	5,092.04	0.00	0.00	3,157.46	0.00	0.00

Hong John Super Fund

Realised Capital Gains Report

For The Period 01 July 2021 - 30 June 2022

Investment		Accounting Treatment				Tax Treatment						
Purchase Contract Date	Disposal Contract Date	Units	Cost	Proceeds	Accounting Profit/(Loss)	Adjusted Cost Base	Reduced Cost Base	Indexed Cost Base	Indexed Gains	Discounted Gains (Gross)	Other Gains	Capital Loss
Units in Listed Unit Trusts (Australian)												
28/04/2017	27/08/2021	165.00	10,248.15	17,014.59	6,766.44	10,403.33	10,403.33	0.00	0.00	6,611.26	0.00	0.00
		310.00	19,503.54	31,966.81	12,463.27	19,795.09	19,795.09	0.00	0.00	12,171.72	0.00	0.00
		3,659.00	70,714.69	123,511.39	52,796.71	71,009.56	71,009.56	0.00	0.00	52,501.84	0.00	0.00
		168,146.00	272,670.80	381,618.79	108,947.98	272,965.67	272,965.67	0.00	0.00	131,256.95	0.00	(22,603.84)

MR RICHARD JOHN LOVELL + MS JENNIFER HONG MA <HONG JOHN S/F A/C>
LEVEL 8 185 VICTORIA SQUARE
ADELAIDE SA 5000
AUSTRALIA

Confirmations

Period: 01/07/2021 - 30/06/2022

Adviser: Richard Lovell

Trading Account Number: 6640958

Code	Confirmation No.	Type	Trade Date	Settlement Date	Price	Quantity	Brokerage	GST	Other fees	Consideration
Z1P	15900763	Sell	25/08/2021	27/08/2021	7.390	7161	24.08	2.41	0.00	52,893.30
WPL	15900740	Sell	25/08/2021	27/08/2021	20.270	450	17.27	1.73	0.00	9,102.50
WES	15900731	Sell	25/08/2021	27/08/2021	63.380	200	17.27	1.73	0.00	12,657.00
WBC	15900721	Sell	25/08/2021	27/08/2021	25.860	280	17.27	1.73	0.00	7,221.80
VUK	15900713	Sell	25/08/2021	27/08/2021	3.905	727	17.27	1.73	0.00	2,819.94
VGS	15900689	Sell	25/08/2021	27/08/2021	103.180	310	17.27	1.73	0.00	31,966.80
VAP	15900680	Sell	25/08/2021	27/08/2021	91.310	125	17.27	1.73	0.00	11,394.75
TLS	15900660	Sell	25/08/2021	27/08/2021	3.825	3000	17.27	1.73	0.00	11,456.00
STO	15900649	Sell	25/08/2021	27/08/2021	6.135	2450	17.27	1.73	0.00	15,011.75
SPY	15900640	Sell	25/08/2021	27/08/2021	618.010	98	27.56	2.76	0.00	60,534.66
RAP	15900606	Sell	25/08/2021	27/08/2021	0.046	10000	17.27	1.73	0.00	441.00
PTX	15900583	Sell	25/08/2021	27/08/2021	0.190	95250	17.27	1.73	0.00	18,078.50
PNV	15900560	Sell	25/08/2021	27/08/2021	2.130	6180	17.27	1.73	0.00	13,144.40
OSH	15900513	Sell	25/08/2021	27/08/2021	3.810	1040	17.27	1.73	0.00	3,943.40
NAB	15900504	Sell	25/08/2021	27/08/2021	27.510	270	17.27	1.73	0.00	7,408.70
MQG	15900496	Sell	25/08/2021	27/08/2021	164.781	90	17.27	1.73	0.00	14,811.33
ILU	15900482	Sell	25/08/2021	27/08/2021	8.680	485	17.27	1.73	0.00	4,190.80
DRR	15900458	Sell	25/08/2021	27/08/2021	4.370	485	17.27	1.73	0.00	2,100.45
CSL	15900453	Sell	25/08/2021	27/08/2021	311.180	45	17.27	1.73	0.00	13,984.10
COE	15900433	Sell	25/08/2021	27/08/2021	0.210	10000	17.27	1.73	0.00	2,081.00
AZJ	15900406	Sell	25/08/2021	27/08/2021	3.810	1780	17.27	1.73	0.00	6,762.80
ALX	15900385	Sell	25/08/2021	27/08/2021	6.281	3126	17.27	1.73	0.00	19,615.18
AMC	15900383	Sell	25/08/2021	27/08/2021	17.410	1000	17.27	1.73	0.00	17,391.00
ALI	15900361	Sell	25/08/2021	27/08/2021	2.350	10100	17.27	1.73	0.00	23,716.00

While every effort has been made to provide you with an accurate transaction summary, we give no warranty of accuracy or reliability and take no responsibility for any errors or omissions including by negligence. You should confirm the information, holdings and valuations contained herein. All prices and values are denominated in AUD unless otherwise indicated. Stockbroking services are provided by CMC Markets Stockbroking Limited (ABN 69 081 002 851, AFSL No.246381), a Participant of the ASX Group (Australian Securities Exchange).

Hong John Super Fund

Capital Gains Reconciliation Report

For The Period 01 July 2021 - 30 June 2022

	Total	Discounted	Indexed	Other	Notional
Losses available to offset					
Carried forward from prior losses	14,513.18				
Carried forward from prior losses - Collectables	0.00				
Current year capital losses	22,603.85				
Current year capital losses - Collectables	0.00				
Total Losses Available	37,117.03				
Total Losses Available - Collectables	0.00				
Capital Gains					
Capital gains from disposal of assets	131,256.95	131,256.95	0.00	0.00	0.00
Capital gains from disposal of assets - Collectables	0.00	0.00	0.00	0.00	0.00
Capital gains from trust distributions	0.00	0.00	0.00	0.00	0.00
Capital Gains Before Losses applied	131,256.95	131,256.95	0.00	0.00	0.00
Losses and discount applied					
Losses applied	37,117.03	37,117.03	0.00	0.00	0.00
Losses applied - Collectables	0.00	0.00	0.00	0.00	0.00
Capital gains after losses applied	94,139.92	94,139.92	0.00	0.00	0.00
Capital gains after losses applied - Collectables	0.00	0.00	0.00	0.00	0.00
CGT Discount applied	31,379.97				
CGT Discount applied - Collectables	0.00				

Hong John Super Fund

Capital Gains Reconciliation Report

For The Period 01 July 2021 - 30 June 2022

	Total	Discounted	Indexed	Other	Notional
Net Capital Gain					
Net capital gain	62,759.95				
Net capital gain - Collectables	0.00				
Total Net Capital Gain (11A)	62,759.95				
Net Capital Losses Carried Forward to later income					
Net Capital Losses Carried Forward to later income years	0.00				
Net Capital Losses Carried Forward to later income years - Collectables	0.00				
Total Net Capital Losses Carried Forward to later income years (14V)	0.00				

Note

Refer to Realised Gains Report for details of Disposals at a Security level

Refer to Distribution Reconciliation Report for Trust Distribution details at a Security level

25000 - Interest Received

2022 Financial Year

Preparer Kelly Fu

Reviewer Kelly Fu

Status Completed

Account Code	Description	CY Balance	LY Balance	Change
MBL962418422	Macquarie Cash Management ***8422	(\$76.07)	(\$33.63)	126.2%
TOTAL		CY Balance	LY Balance	
		(\$76.07)	(\$33.63)	

Supporting Documents

- Interest Reconciliation Report [Report](#)
- 25000 - Macq bank interests 2022.pdf

Standard Checklist

- Attach Interest Reconciliation Report
- Ensure all interest has been recorded from Bank Statements
- Review Statements to ensure all TFN withheld has been input

Hong John Super Fund

Interest Reconciliation Report

For The Period 01 July 2021 - 30 June 2022

Date	Payment Amount	Gross Interest	TFN Withheld	Foreign Income	Foreign Credits
Bank Accounts					
MBL962418422 Macquarie Cash Management ***8422					
30/07/2021	3.97	3.97			
31/08/2021	10.41	10.41			
30/09/2021	40.47	40.47			
29/10/2021	9.74	9.74			
30/11/2021	1.36	1.36			
31/12/2021	0.64	0.64			
31/01/2022	0.36	0.36			
28/02/2022	0.57	0.57			
31/03/2022	0.92	0.92			
29/04/2022	1.16	1.16			
31/05/2022	1.49	1.49			
30/06/2022	4.98	4.98			
	76.07	76.07			
	76.07	76.07			
TOTAL	76.07	76.07			

Tax Return Reconciliation

	Totals	Tax Return Label
Gross Interest	76.07	11C



Macquarie Cash Management Account

enquiries 1800 806 310

account name RICHARD JOHN LOVELL &
JENNIFER HONG MA ATF
HONG JOHN SUPER FUND
account no. 962418422

Please note the following financial services companies and/or financial advisers have authority on your account.

Name	Authority Type
CMC MARKETS STOCKBROKING LIMITED	General withdrawal authority
BGL DATA SERVICES PTY LTD	Enquiry authority
Y PARTNERS WEALTH & ADVISORY PTY LT	Enquiry authority

Authority descriptions

Enquiry authority - you authorise the third party to have access to information about your account.

General withdrawal authority - you authorise the third party to:

- withdraw their fees from your account,
- withdraw funds from your account to make payments on your behalf directly to the Australian Taxation Office (ATO), and
- make payments and withdrawals for any purpose including settlement or investment.

Please consider carefully who you appoint as a third party authority on your account as we may follow their instructions as if they were yours. It is important that you understand this risk and carefully consider what level of authority you give to them. For more information on third party authority levels search 'Macquarie Help' in your browser to find our Help Centre.

annual interest summary 2021/2022

INTEREST PAID	76.07
TOTAL INCOME PAID	76.07

26500 - Other Investment Income

2022 Financial Year

Preparer Kelly Fu

Reviewer Kelly Fu

Status N/A - Not Applicable

Account Code	Description	CY Balance	LY Balance	Change
00010	Rebate of Adviser Commission		(\$37.37)	100%
TOTAL		CY Balance	LY Balance	
			(\$37.37)	

Supporting Documents

No supporting documents

Standard Checklist

Attach all source documentation

30100 - Accountancy Fees

2022 Financial Year

Preparer Kelly Fu

Reviewer Kelly Fu

Status Completed

Account Code	Description	CY Balance	LY Balance	Change
30100	Accountancy Fees	\$1,980.00	\$1,980.00	0%
TOTAL		CY Balance	LY Balance	
		\$1,980.00	\$1,980.00	

Supporting Documents

- General Ledger [Report](#)
- 30100 - Accounting fee paid on 9.9.2022.pdf

Standard Checklist

- Attach all source documentation
- Ensure all Transactions have been entered

Hong John Super Fund General Ledger

As at 30 June 2022

Transaction Date	Description	Units	Debit	Credit	Balance \$
Accountancy Fees (30100)					
<u>Accountancy Fees (30100)</u>					
30/06/2022	Accounting fee and auditing fee paid on 9.9.2022		1,980.00		1,980.00 DR
			1,980.00		1,980.00 DR

Total Debits: 1,980.00

Total Credits: 0.00

TAX INVOICE

Invoice Date 30 June 2022

Invoice No. 43565

Client Code HJSF

Hong John Super Fund
224 Cross road
UNLEY PARK SA 5061

To our Professional Fees and Charges in attending to the following :-

Preparation of Financial Statements and Statutory Minutes for the Hong John Superannuation Fund for the year ended 30 June 2021.

Preparation and lodgement of Fund Income Tax Return for the Hong John Superannuation Fund for the year ended 30 June 2021 including schedules as required.

Request for information and resolve queries as necessary.

Our Fee Total	1,800.00
Plus: GST	180.00
TOTAL FEE	\$1,980.00

Remittance Advice - Please return with your payment

Payment required within Fourteen (14) Days from date of Invoice

Invoice Due Date - 14 July 2022

Please forward cheques to:

PDK Financial Synergy P/L
PO Box 3685
ADELAIDE SA 5000

Credit Card: Mastercard/Visa (Please circle)

Card No:

Expires: ____ / ____

For Direct Deposit:

BSB: 035-000
Account No: 683075

Name on Card: _____

Signature: _____

Client Code: HJSF

Invoice No: 43565

Amount Due: \$1,980.00

Amount Paid: \$ _____

Liability limited by a scheme approved under Professional Standards Legislation

30400 - ATO Supervisory Levy

2022 Financial Year

Preparer Kelly Fu

Reviewer Kelly Fu

Status N/A - Not Applicable

Account Code	Description	CY Balance	LY Balance	Change
30400	ATO Supervisory Levy		\$259.00	100%
TOTAL		CY Balance	LY Balance	
			\$259.00	

Supporting Documents

No supporting documents

Standard Checklist

- Attach all source documentation
- Ensure all Transactions have been entered

30700 - Auditor's Remuneration

2022 Financial Year

Preparer Kelly Fu

Reviewer Kelly Fu

Status Completed

Account Code	Description	CY Balance	LY Balance	Change
30700	Auditor's Remuneration	\$770.00	\$660.00	16.67%
TOTAL		CY Balance	LY Balance	
		\$770.00	\$660.00	

Supporting Documents

- General Ledger [Report](#)
- 30700 - Auditing fee paid on 9.9.2022.pdf

Standard Checklist

- Attach all source documentation
- Ensure all Transactions have been entered

Hong John Super Fund General Ledger

As at 30 June 2022

Transaction Date	Description	Units	Debit	Credit	Balance \$
Auditor's Remuneration (30700)					
Auditor's Remuneration (30700)					
30/06/2022	Accounting fee and auditing fee paid on 9.9.2022		770.00		770.00 DR
			770.00		770.00 DR

Total Debits: 770.00

Total Credits: 0.00

TAX INVOICE

Invoice Date 30 June 2022

Invoice No. 43564

Client Code HJSF

Hong John Super Fund
224 Cross road
UNLEY PARK SA 5061

To our Professional Fees and Charges in attending to the following :-

Annual audit of the records, financial statements and tax return of the Hong John Superannuation Fund for the year ended 30 June 2021 as required under SIS Regulations.

Preparation of Audit Report.

Review of statutory minute book documentation for history of fund per requirements under SIS Legislation.

Resolving queries for Auditor.

Preparation of Minutes.

Our Fee Total	700.00
Plus: GST	70.00
TOTAL FEE	\$ 770.00

Remittance Advice - Please return with your payment

Payment required within Fourteen (14) Days from date of Invoice

Invoice Due Date - 14 July 2022

Please forward cheques to:
PDK Financial Synergy P/L
PO Box 3685
ADELAIDE SA 5000

Credit Card: Mastercard/Visa (Please circle)

Card No: Expires: ____ / ____

For Direct Deposit:
BSB: 035-000
Account No: 683075

Name on Card: _____

Signature: _____

Client Code: HJSF

Invoice No: 43564 Amount Due: \$ 770.00 Amount Paid: \$ _____
Liability limited by a scheme approved under Professional Standards Legislation

31500 - Bank Charges

2022 Financial Year

Preparer Kelly Fu

Reviewer Kelly Fu

Status N/A - Not Applicable

Account Code	Description	CY Balance	LY Balance	Change
31500	Bank Charges		\$2.50	100%
TOTAL		CY Balance	LY Balance	
			\$2.50	

Supporting Documents

No supporting documents

Standard Checklist

- Attach all source documentation
- Ensure all Transactions have been entered

48100 - Division 293 Tax

2022 Financial Year

Preparer Kelly Fu

Reviewer Kelly Fu

Status N/A - Not Applicable

Account Code	Description	CY Balance	LY Balance	Change
LOVRIC00001A	(Division 293 Tax) Lovell, Richard - Accumulation (Accumulation)		\$7,122.00	100%
TOTAL		CY Balance	LY Balance	
			\$7,122.00	

Supporting Documents

No supporting documents

Standard Checklist

- Attach all correspondence between member and the Fund
- Attach correspondence between the ATO and the Fund

48500 - Income Tax Expense

2022 Financial Year

Preparer Kelly Fu

Reviewer Kelly Fu

Status Completed

Account Code	Description	CY Balance	LY Balance	Change
48500	Income Tax Expense	(\$5,725.93)	\$19,021.60	(130.1)%
TOTAL		CY Balance	LY Balance	
		(\$5,725.93)	\$19,021.60	

Supporting Documents

No supporting documents

49000 - Profit/Loss Allocation Account

2022 Financial Year

Preparer Kelly Fu

Reviewer Kelly Fu

Status Completed

Account Code	Description	CY Balance	LY Balance	Change
49000	Profit/Loss Allocation Account	(\$89,156.52)	\$155,275.61	(157.42)%
TOTAL		CY Balance	LY Balance	
		(\$89,156.52)	\$155,275.61	

Supporting Documents

No supporting documents

50000 - Members

2022 Financial Year

Preparer Kelly Fu

Reviewer Kelly Fu

Status Completed

Account Code	Description	Opening Balance	Contribution Income	Earnings	Member Payments	Tax & Fees	Closing Balance	Change
LOVRIC00001A	Lovell, Richard - Accumulation (Accumulation)	(\$242,010.27)	(\$16,847.82)	\$48,964.88		(\$1,674.01)	(\$211,567.22)	(12.58)%
MAJENN00001A	Ma, Jennifer - Accumulation (Accumulation)	(\$457,871.70)	(\$30,116.85)	\$92,225.67		(\$3,395.35)	(\$399,158.23)	(12.82)%
	TOTAL	Opening Balance	Contribution Income	Earnings	Member Payments	Tax & Fees	Closing Balance	
		(\$699,881.97)	(\$46,964.67)	\$141,190.55		(\$5,069.36)	(\$610,725.45)	

Supporting Documents

- Members Summary [Report](#)
- Members Statements [Report](#)

Standard Checklist

- Attach copies of Members Statements

Hong John Super Fund

Members Statement

Richard Lovell
 2 Bloomsbury Street
 Goodwood, South Australia, 5034, Australia

Your Details

Date of Birth : Provided
 Age: 44
 Tax File Number: Provided
 Date Joined Fund: 19/02/2011
 Service Period Start Date:
 Date Left Fund:
 Member Code: LOVRIC00001A
 Account Start Date: 19/02/2011
 Account Phase: Accumulation Phase
 Account Description: Accumulation

Nominated Beneficiaries: N/A
 Nomination Type: N/A
 Vested Benefits: 211,567.22

Your Balance

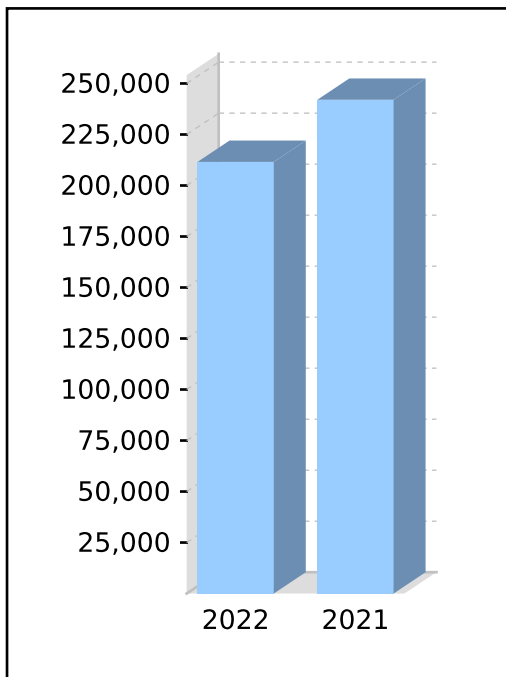
Total Benefits 211,567.22

Preservation Components

Preserved 211,567.22
 Unrestricted Non Preserved
 Restricted Non Preserved

Tax Components

Tax Free 28.50
 Taxable 211,538.72



Your Detailed Account Summary

	This Year
Opening balance at 01/07/2021	242,010.27
<u>Increases to Member account during the period</u>	
Employer Contributions	16,847.82
Personal Contributions (Concessional)	
Personal Contributions (Non Concessional)	
Government Co-Contributions	
Other Contributions	
Proceeds of Insurance Policies	
Transfers In	
Net Earnings	(48,964.88)
Internal Transfer In	
<u>Decreases to Member account during the period</u>	
Pensions Paid	
Contributions Tax	2,527.16
Income Tax	(4,201.17)
No TFN Excess Contributions Tax	
Excess Contributions Tax	
Refund Excess Contributions	
Division 293 Tax	
Insurance Policy Premiums Paid	
Management Fees	
Member Expenses	
Benefits Paid/Transfers Out	
Superannuation Surcharge Tax	
Internal Transfer Out	
Closing balance at 30/06/2022	211,567.22

Hong John Super Fund

Members Statement

Jennifer Ma
 2 Bloomsbury Street
 Goodwood, South Australia, 5034, Australia

Your Details

Date of Birth :	Provided	Nominated Beneficiaries:	N/A
Age:	44	Nomination Type:	N/A
Tax File Number:	Provided	Vested Benefits:	399,158.23
Date Joined Fund:	19/02/2011		
Service Period Start Date:	22/02/1999		
Date Left Fund:			
Member Code:	MAJENN00001A		
Account Start Date:	19/02/2011		
Account Phase:	Accumulation Phase		
Account Description:	Accumulation		

Your Balance

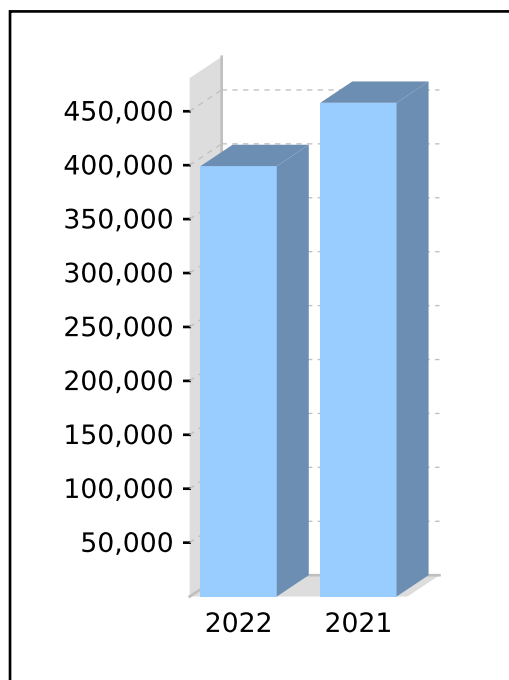
Total Benefits 399,158.23

Preservation Components

Preserved 399,158.23
 Unrestricted Non Preserved
 Restricted Non Preserved

Tax Components

Tax Free 128.50
 Taxable 399,029.73



Your Detailed Account Summary

	This Year
Opening balance at 01/07/2021	457,871.70
<u>Increases to Member account during the period</u>	
Employer Contributions	30,116.85
Personal Contributions (Concessional)	
Personal Contributions (Non Concessional)	
Government Co-Contributions	
Other Contributions	
Proceeds of Insurance Policies	
Transfers In	
Net Earnings	(92,225.67)
Internal Transfer In	
<u>Decreases to Member account during the period</u>	
Pensions Paid	
Contributions Tax	4,517.57
Income Tax	(7,912.92)
No TFN Excess Contributions Tax	
Excess Contributions Tax	
Refund Excess Contributions	
Division 293 Tax	
Insurance Policy Premiums Paid	
Management Fees	
Member Expenses	
Benefits Paid/Transfers Out	
Superannuation Surcharge Tax	
Internal Transfer Out	
Closing balance at 30/06/2022	399,158.23

Hong John Super Fund

Members Summary

As at 30 June 2022

Opening Balances	Increases				Decreases					Closing Balance	
	Contributions	Transfers In	Net Earnings	Insurance Proceeds	Pensions Paid	Contributions Tax	Taxes Paid	Benefits Paid/Transfers Out	Insurance Premiums		Member Expenses
Richard Lovell (Age: 44)											
LOVRIC00001A - Accumulation											
242,010.27	16,847.82		(48,964.88)			2,527.16	(4,201.17)				211,567.22
242,010.27	16,847.82		(48,964.88)			2,527.16	(4,201.17)				211,567.22
Jennifer Ma (Age: 44)											
MAJENN00001A - Accumulation											
457,871.70	30,116.85		(92,225.67)			4,517.57	(7,912.92)				399,158.23
457,871.70	30,116.85		(92,225.67)			4,517.57	(7,912.92)				399,158.23
699,881.97	46,964.67		(141,190.55)			7,044.73	(12,114.09)				610,725.45

60400 - Bank Accounts

2022 Financial Year

Preparer Kelly Fu

Reviewer Kelly Fu

Status Completed

Account Code	Description	CY Balance	LY Balance	Change
MBL962418422	Macquarie Cash Management ***8422	\$45,894.36	\$14,068.43	226.22%
TOTAL		CY Balance	LY Balance	
		\$45,894.36	\$14,068.43	

Supporting Documents

- Bank Statement Report [Report](#)
- 60400 - Macq bank statements 2022.pdf
- 77600, 78200 - Listed share and unit holdings as at 30.6.2022.pdf

Standard Checklist

- Attach Copies of Bank Statements
- Attach copy of Bank Statement Report
- Ensure all Balances match Statement Balances at June 30
- Ensure all Transactions have been entered

Hong John Super Fund

Bank Statement Report

For The Period 01 July 2021 to 30 June 2022

Chart Code: 60400 / MBL962418422

Account Name: Macquarie Cash Management ***8422

BSB and Account Number: 182512 962418422

Opening Balance - **Total Debits** + **Total Credits** = **Closing Balance**
 \$ 14,068.43 \$ 425,000.00 \$ 456,825.93 \$ 45,894.36

Data Feed Used

BGL Bank Data Service

Date	Description	Debit \$	Credit \$	Ledger Balance \$	Statement Balance \$	Variance \$
01/07/2021	Opening Balance			14,068.43		
01/07/2021	AHY SCHEME 001261593778 50 [AHY.AX merger / takeover as at 01/07/2021]		18,891.60	32,960.03	32,960.03	
02/07/2021	MQG FNL DIV 001261077895 DVND 56 [System Matched Income Data]		603.00	33,563.03		
02/07/2021	NAB INTERIM DIV DV221/01125797 DVND 56 [System Matched Income Data]		162.00	33,725.03	33,725.03	
09/07/2021	AUTOMATIC DATA P ADP202107091024849 50		3,643.84	37,368.87	37,368.87	
16/07/2021	ATO ATO007000014668456 50		4,164.38	41,533.25		
16/07/2021	VGS PAYMENT JUL21/00810696 DVND 56 [Amount Receivable ref 187212170]		252.04	41,785.29		
16/07/2021	VAP PAYMENT JUL21/00811671 DVND 56 [Amount Receivable ref 187212171]		342.83	42,128.12	42,128.12	
23/07/2021	QUICKSUPER QUICKSPR3011394254 50		100.10	42,228.22	42,228.22	
30/07/2021	MACQUARIE CMA INTEREST PAID INTR 73		3.97	42,232.19	42,232.19	
11/08/2021	SPY DST 001262760533 DVND 56 [Amount Receivable ref 188290656]		253.99	42,486.18		
11/08/2021	AUTOMATIC DATA P ADP202108111042804 50		1,095.88	43,582.06	43,582.06	
20/08/2021	QUICKSUPER QUICKSPR3029535496 50		105.37	43,687.43	43,687.43	
23/08/2021	ATO ATO002000015506904 50		1,923.08	45,610.51	45,610.51	
27/08/2021	15900361 SOLD 10100 ALI @ 2.3500 50		23,716.00	69,326.51		
27/08/2021	15900385 SOLD 3126 ALX @ 6.2809 50		19,615.18	88,941.69		
27/08/2021	15900583 SOLD 95250 PTX @ 0.1900 50		18,078.50	107,020.19		

Hong John Super Fund**Bank Statement Report**

For The Period 01 July 2021 to 30 June 2022

Date	Description	Debit \$	Credit \$	Ledger Balance \$	Statement Balance \$	Variance \$
27/08/2021	15900383 SOLD 1000 AMC @ 17.4100 50		17,391.00	124,411.19		
27/08/2021	15900649 SOLD 2450 STO @ 6.1350 50		15,011.75	139,422.94		
27/08/2021	15900496 SOLD 90 MQG @ 164.7814 50		14,811.33	154,234.27		
27/08/2021	15900453 SOLD 45 CSL @ 311.1800 50		13,984.10	168,218.37		
27/08/2021	15900560 SOLD 6180 PNV @ 2.1300 50		13,144.40	181,362.77		
27/08/2021	15900713 SOLD 727 VUK @ 3.9050 50		2,819.94	184,182.71		
27/08/2021	15900731 SOLD 200 WES @ 63.3800 50		12,657.00	196,839.71		
27/08/2021	15900660 SOLD 3000 TLS @ 3.8250 50		11,456.00	208,295.71		
27/08/2021	15900680 SOLD 125 VAP @ 91.3100 50		11,394.75	219,690.46		
27/08/2021	15900740 SOLD 450 WPL @ 20.2700 50		9,102.50	228,792.96		
27/08/2021	15900504 SOLD 270 NAB @ 27.5100 50		7,408.70	236,201.66		
27/08/2021	15900721 SOLD 280 WBC @ 25.8600 50		7,221.80	243,423.46		
27/08/2021	15900406 SOLD 1780 AZJ @ 3.8100 50		6,762.80	250,186.26		
27/08/2021	15900482 SOLD 485 ILU @ 8.6800 50		4,190.80	254,377.06		
27/08/2021	15900513 SOLD 1040 OSH @ 3.8100 50		3,943.40	258,320.46		
27/08/2021	15900640 SOLD 98 SPY @ 618.0100 50		60,534.66	318,855.12		
27/08/2021	15900763 SOLD 7161 Z1P @ 7.3900 50		52,893.30	371,748.42		
27/08/2021	15900689 SOLD 310 VGS @ 103.1800 50		31,966.80	403,715.22		
27/08/2021	15900458 SOLD 485 DRR @ 4.3700 50		2,100.45	405,815.67		
27/08/2021	15900433 SOLD 10000 COE @ 0.2100 50		2,081.00	407,896.67		
27/08/2021	15900606 SOLD 10000 RAP @ 0.0460 50		441.00	408,337.67	408,337.67	

Hong John Super Fund**Bank Statement Report**

For The Period 01 July 2021 to 30 June 2022

Date	Description	Debit \$	Credit \$	Ledger Balance \$	Statement Balance \$	Variance \$
31/08/2021	MACQUARIE CMA INTEREST PAID INTR 73		10.41	408,348.08	408,348.08	
10/09/2021	QUICKSUPER QUICKSPR3042821552 50		105.37	408,453.45		
10/09/2021	AUTOMATIC DATA P ADP202109101060544 50		1,095.88	409,549.33	409,549.33	
21/09/2021	SANTOS LIMITED S00095372392 DVND 56 [System Matched Income Data]		188.50	409,737.83	409,737.83	
22/09/2021	AZJ LIMITED SEP21/00848902 DVND 56 [System Matched Income Data]		256.32	409,994.15	409,994.15	
23/09/2021	ATO ATO003000015608403 50		2,884.62	412,878.77		
23/09/2021	TLS FNL DIV 001265086171 DVND 56 [System Matched Income Data]		240.00	413,118.77	413,118.77	
30/09/2021	MACQUARIE CMA INTEREST PAID INTR 73		40.47	413,159.24	413,159.24	
06/10/2021	TRANSACT FUNDS TFR TO WISEMAN SUPER FUNF TD	100,000.00		313,159.24	213,159.24	100,000.00
07/10/2021	TRANSACT FUNDS TFR TO WISEMAN SUPER FUND TD	100,000.00		213,159.24	113,159.24	100,000.00
08/10/2021	TRANSACT FUNDS TFR TO WISEMAN SUPERANNUA TD	100,000.00		113,159.24		
08/10/2021	TRANSACT FUNDS TFR TO WISEMAN SUPER FUNF TD	50,000.00		63,159.24		
08/10/2021	TRANSACT TFR TO 963597075 SKI SUPER FUND DT	50,000.00		13,159.24	13,159.24	
11/10/2021	AUTOMATIC DATA P ADP202110111077426 50		1,095.88	14,255.12	14,255.12	
13/10/2021	SuperChoice P/L PC111021-108526643 50		78.32	14,333.44	14,333.44	
15/10/2021	QUICKSUPER QUICKSPR3065366907 50		158.05	14,491.49	14,491.49	
20/10/2021	ATO ATO008000015756844 50		1,923.08	16,414.57	16,414.57	
29/10/2021	MACQUARIE CMA INTEREST PAID INTR 73		9.74	16,424.31		
29/10/2021	ZADOK PTY LTD Rent 50		2,800.00	19,224.31	19,224.31	
10/11/2021	SPY DST 001268881624 DVND 56 [System Matched Income Data]		132.58	19,356.89	19,356.89	
11/11/2021	AUTOMATIC DATA P ADP202111111095778 50		1,095.88	20,452.77	20,452.77	

Hong John Super Fund**Bank Statement Report**

For The Period 01 July 2021 to 30 June 2022

Date	Description	Debit \$	Credit \$	Ledger Balance \$	Statement Balance \$	Variance \$
12/11/2021	QUICKSUPER QUICKSPR3083899050 50		105.37	20,558.14	20,558.14	
15/11/2021	ATO ATO008000015909539 50		1,923.08	22,481.22	22,481.22	
30/11/2021	MACQUARIE CMA INTEREST PAID INTR 73		1.36	22,482.58		
30/11/2021	ZADOK PTY LTD Rent 50		2,800.00	25,282.58	25,282.58	
10/12/2021	AUTOMATIC DATA P ADP202112101113525 50		1,095.88	26,378.46		
10/12/2021	QUICKSUPER QUICKSPR3102720000 50		105.37	26,483.83	26,483.83	
13/12/2021	ATO ATO004000015647799 50		1,923.08	28,406.91	28,406.91	
14/12/2021	MQG ITM DIV 001269917212 DVND 56 [System Matched Income Data]		244.80	28,651.71	28,651.71	
16/12/2021	TRANSACT FUNDS TFR TO SUPER FIERCE TD	25,000.00		3,651.71	3,651.71	
24/12/2021	QUICKSUPER QUICKSPR3112156991 50		331.10	3,982.81	3,982.81	
31/12/2021	MACQUARIE CMA INTEREST PAID INTR 73		0.64	3,983.45		
31/12/2021	ZADOK PTY LTD Rent 50		2,800.00	6,783.45	6,783.45	
07/01/2022	QUICKSUPER QUICKSPR3119424907 50		105.37	6,888.82	6,888.82	
11/01/2022	AUTOMATIC DATA P ADP202201111129903 50		1,643.82	8,532.64	8,532.64	
21/01/2022	ATO ATO001100015540863 50		1,923.08	10,455.72		
21/01/2022	SuperChoice P/L PC200122-175175652 50		78.32	10,534.04	10,534.04	
31/01/2022	MACQUARIE CMA INTEREST PAID INTR 73		0.36	10,534.40		
31/01/2022	ZADOK PTY LTD Rent 50		2,800.00	13,334.40	13,334.40	
11/02/2022	AUTOMATIC DATA P ADP202202111148861 50		1,095.88	14,430.28	14,430.28	
14/02/2022	SPY DST 001271226030 DVND 56 [System Matched Income Data]		158.02	14,588.30	14,588.30	
17/02/2022	ATO ATO002000016222364 50		2,884.62	17,472.92	17,472.92	

Hong John Super Fund**Bank Statement Report**

For The Period 01 July 2021 to 30 June 2022

Date	Description	Debit \$	Credit \$	Ledger Balance \$	Statement Balance \$	Variance \$
18/02/2022	QUICKSUPER QUICKSPR3147790257 50		105.37	17,578.29	17,578.29	
28/02/2022	MACQUARIE CMA INTEREST PAID INTR 73		0.57	17,578.86	17,578.86	
03/03/2022	ZADOK PTY LTD 2800.00 50		2,800.00	20,378.86	20,378.86	
11/03/2022	AUTOMATIC DATA P ADP202203111165906 50		1,095.88	21,474.74	21,474.74	
16/03/2022	ATO ATO007000015822564 50		1,923.08	23,397.82	23,397.82	
18/03/2022	QUICKSUPER QUICKSPR3167585198 50		105.37	23,503.19	23,503.19	
31/03/2022	MACQUARIE CMA INTEREST PAID INTR 73		0.92	23,504.11		
31/03/2022	ZADOK PTY LTD Rent 50		2,800.00	26,304.11	26,304.11	
11/04/2022	AUTOMATIC DATA P ADP202204111183112 50		1,095.88	27,399.99	27,399.99	
22/04/2022	ATO ATO008000016255019 50		1,923.08	29,323.07		
22/04/2022	QUICKSUPER QUICKSPR3191042329 50		158.06	29,481.13	29,481.13	
29/04/2022	MACQUARIE CMA INTEREST PAID INTR 73		1.16	29,482.29		
29/04/2022	ZADOK PTY LTD Rent 50		2,800.00	32,282.29	32,282.29	
09/05/2022	QUICKSUPER QUICKSPR3202095846 50		204.57	32,486.86	32,486.86	
11/05/2022	AUTOMATIC DATA P ADP202205111200530 50		1,095.88	33,582.74	33,582.74	
12/05/2022	SPY DST 001276935148 DVND 56		132.35	33,715.09	33,715.09	
13/05/2022	QUICKSUPER QUICKSPR3205851918 50		105.37	33,820.46	33,820.46	
16/05/2022	ATO ATO001100015806785 50		1,923.08	35,743.54	35,743.54	
24/05/2022	SuperChoice P/L PC180522-110318654 50		78.32	35,821.86	35,821.86	
31/05/2022	MACQUARIE CMA INTEREST PAID INTR 73		1.49	35,823.35		
31/05/2022	ZADOK PTY LTD Rent 50		2,800.00	38,623.35	38,623.35	

Hong John Super Fund
Bank Statement Report

For The Period 01 July 2021 to 30 June 2022

Date	Description	Debit \$	Credit \$	Ledger Balance \$	Statement Balance \$	Variance \$
07/06/2022	QUICKSUPER QUICKSPR3223342367 50		409.14	39,032.49	39,032.49	
10/06/2022	QUICKSUPER QUICKSPR3226037795 50		105.37	39,137.86		
10/06/2022	AUTOMATIC DATA P ADP202206101219344 50		1,697.24	40,835.10	40,835.10	
14/06/2022	ATO ATO002000016506882 50		1,923.08	42,758.18	42,758.18	
27/06/2022	QUICKSUPER QUICKSPR3237762576 50		165.60	42,923.78		
27/06/2022	QUICKSUPER QUICKSPR3237762581 50		165.60	43,089.38	43,089.38	
30/06/2022	MACQUARIE CMA INTEREST PAID INTR 73		4.98	43,094.36		
30/06/2022	ZADOK PTY LTD Rent 50		2,800.00	45,894.36	45,894.36	
30/06/2022	CLOSING BALANCE			45,894.36	45,894.36	
		<u>425,000.00</u>	<u>456,825.93</u>			



Macquarie Cash Management Account

MACQUARIE BANK LIMITED
ABN 46 008 583 542 AFSL 237502

enquiries 1800 806 310
transact@macquarie.com
www.macquarie.com.au

GPO Box 2520
Sydney, NSW 2001



MR R J LOVELL &
MS J H MA
LEVEL 1 110 KING WILLIAM ROAD
GOODWOOD SA 5034

1 Shelley Street
Sydney, NSW 2000

account balance **\$45,894.36**
as at 30 Jun 22

account name RICHARD JOHN LOVELL &
JENNIFER HONG MA ATF
HONG JOHN SUPER FUND
account no. 962418422

transaction	description	debits	credits	balance
31.12.21	OPENING BALANCE			6,783.45
07.01.22	Deposit QUICKSUPER QUICKSPR3119424907		105.37	6,888.82
11.01.22	Deposit AUTOMATIC DATA P ADP202201111129903		1,643.82	8,532.64
21.01.22	Deposit ATO ATO001100015540863		1,923.08	10,455.72
21.01.22	Deposit SuperChoice P/L PC200122-175175652		78.32	10,534.04
31.01.22	Interest MACQUARIE CMA INTEREST PAID*		0.36	10,534.40
31.01.22	Deposit ZADOK PTY LTD Rent		2,800.00	13,334.40
11.02.22	Deposit AUTOMATIC DATA P ADP202202111148861		1,095.88	14,430.28
14.02.22	Deposit SPY DST 001271226030		158.02	14,588.30
17.02.22	Deposit ATO ATO002000016222364		2,884.62	17,472.92
18.02.22	Deposit QUICKSUPER QUICKSPR3147790257		105.37	17,578.29

how to make a transaction

online
Log in to www.macquarie.com.au/personal

by phone
Call 133 275 to make a phone transaction

transfers from another bank account
Transfer funds from another bank to this account:
BSB 182 512
ACCOUNT NO. 962418422

deposits using BPay
From another bank



Bill code: 667022
Ref: 962 418 422

continued on next



Macquarie Cash Management Account

enquiries 1800 806 310

account name RICHARD JOHN LOVELL &
JENNIFER HONG MA ATF
HONG JOHN SUPER FUND
account no. 962418422

	transaction	description	debits	credits	balance
28.02.22	Interest	MACQUARIE CMA INTEREST PAID*		0.57	17,578.86
03.03.22	Deposit	ZADOK PTY LTD 2800.00		2,800.00	20,378.86
11.03.22	Deposit	AUTOMATIC DATA P ADP202203111165906		1,095.88	21,474.74
16.03.22	Deposit	ATO ATO007000015822564		1,923.08	23,397.82
18.03.22	Deposit	QUICKSUPER QUICKSPR3167585198		105.37	23,503.19
31.03.22	Interest	MACQUARIE CMA INTEREST PAID*		0.92	23,504.11
31.03.22	Deposit	ZADOK PTY LTD Rent		2,800.00	26,304.11
11.04.22	Deposit	AUTOMATIC DATA P ADP202204111183112		1,095.88	27,399.99
22.04.22	Deposit	ATO ATO008000016255019		1,923.08	29,323.07
22.04.22	Deposit	QUICKSUPER QUICKSPR3191042329		158.06	29,481.13
29.04.22	Interest	MACQUARIE CMA INTEREST PAID*		1.16	29,482.29
29.04.22	Deposit	ZADOK PTY LTD Rent		2,800.00	32,282.29
09.05.22	Deposit	QUICKSUPER QUICKSPR3202095846		204.57	32,486.86
11.05.22	Deposit	AUTOMATIC DATA P ADP202205111200530		1,095.88	33,582.74
12.05.22	Deposit	SPY DST 001276935148		132.35	33,715.09
13.05.22	Deposit	QUICKSUPER QUICKSPR3205851918		105.37	33,820.46
16.05.22	Deposit	ATO ATO001100015806785		1,923.08	35,743.54
24.05.22	Deposit	SuperChoice P/L PC180522-110318654		78.32	35,821.86
31.05.22	Interest	MACQUARIE CMA INTEREST PAID*		1.49	35,823.35
31.05.22	Deposit	ZADOK PTY LTD Rent		2,800.00	38,623.35
07.06.22	Deposit	QUICKSUPER QUICKSPR3223342367		409.14	39,032.49
10.06.22	Deposit	QUICKSUPER QUICKSPR3226037795		105.37	39,137.86
10.06.22	Deposit	AUTOMATIC DATA P ADP202206101219344		1,697.24	40,835.10
14.06.22	Deposit	ATO ATO002000016506882		1,923.08	42,758.18
27.06.22	Deposit	QUICKSUPER QUICKSPR3237762576		165.60	42,923.78
27.06.22	Deposit	QUICKSUPER QUICKSPR3237762581		165.60	43,089.38

continued on next



Macquarie Cash Management Account

enquiries 1800 806 310

account name RICHARD JOHN LOVELL &
JENNIFER HONG MA ATF
HONG JOHN SUPER FUND
account no. 962418422

	transaction	description	debits	credits	balance
30.06.22	Interest	MACQUARIE CMA INTEREST PAID*		4.98	43,094.36
30.06.22	Deposit	ZADOK PTY LTD Rent		2,800.00	45,894.36
		CLOSING BALANCE AS AT 30 JUN 22	0.00	39,110.91	45,894.36

* Interest rate for the period 1 January to 16 June: 0.05% pa (167 days); 17 June to 30 June: balances \$0.00 to \$4,999.99 earned 0.25% balances \$5,000.00 and above earned 0.25% pa (14 days)



Macquarie Cash Management Account

MACQUARIE BANK LIMITED
ABN 46 008 583 542 AFSL 237502

enquiries 1800 806 310
transact@macquarie.com
www.macquarie.com.au

GPO Box 2520
Sydney, NSW 2001



MR R J LOVELL &
MS J H MA
LEVEL 1 110 KING WILLIAM ROAD
GOODWOOD SA 5034

1 Shelley Street
Sydney, NSW 2000

account balance **\$6,783.45**
as at 31 Dec 21

account name RICHARD JOHN LOVELL &
JENNIFER HONG MA ATF
HONG JOHN SUPER FUND
account no. 962418422

transaction	description	debits	credits	balance
30.06.21	OPENING BALANCE			14,068.43
01.07.21	Deposit AHY SCHEME 001261593778		18,891.60	32,960.03
02.07.21	Deposit MQG FNL DIV 001261077895		603.00	33,563.03
02.07.21	Deposit NAB INTERIM DIV DV221/01125797		162.00	33,725.03
09.07.21	Deposit AUTOMATIC DATA P ADP202107091024849		3,643.84	37,368.87
16.07.21	Deposit ATO ATO007000014668456		4,164.38	41,533.25
16.07.21	Deposit VGS PAYMENT JUL21/00810696		252.04	41,785.29
16.07.21	Deposit VAP PAYMENT JUL21/00811671		342.83	42,128.12
23.07.21	Deposit QUICKSUPER QUICKSPR3011394254		100.10	42,228.22
30.07.21	Interest MACQUARIE CMA INTEREST PAID*		3.97	42,232.19
11.08.21	Deposit SPY DST 001262760533		253.99	42,486.18

how to make a transaction

online
Log in to www.macquarie.com.au/personal

by phone
Call 133 275 to make a phone transaction

transfers from another bank account
Transfer funds from another bank to this account:
BSB 182 512
ACCOUNT NO. 962418422

deposits using BPay
From another bank



Bill code: 667022
Ref: 962 418 422

continued on next



Macquarie Cash Management Account

enquiries 1800 806 310

account name RICHARD JOHN LOVELL &
 JENNIFER HONG MA ATF
 HONG JOHN SUPER FUND
 account no. 962418422

	transaction	description	debits	credits	balance
11.08.21	Deposit	AUTOMATIC DATA P ADP202108111042804		1,095.88	43,582.06
20.08.21	Deposit	QUICKSUPER QUICKSPR3029535496		105.37	43,687.43
23.08.21	Deposit	ATO ATO002000015506904		1,923.08	45,610.51
27.08.21	Deposit	15900361 SOLD 10100 ALI @2.3500		23,716.00	69,326.51
27.08.21	Deposit	15900385 SOLD 3126 ALX @6.2809		19,615.18	88,941.69
27.08.21	Deposit	15900583 SOLD 95250 PTX @0.1900		18,078.50	107,020.19
27.08.21	Deposit	15900383 SOLD 1000 AMC @17.4100		17,391.00	124,411.19
27.08.21	Deposit	15900649 SOLD 2450 STO @6.1350		15,011.75	139,422.94
27.08.21	Deposit	15900496 SOLD 90 MQG @164.7814		14,811.33	154,234.27
27.08.21	Deposit	15900453 SOLD 45 CSL @311.1800		13,984.10	168,218.37
27.08.21	Deposit	15900560 SOLD 6180 PNV @2.1300		13,144.40	181,362.77
27.08.21	Deposit	15900713 SOLD 727 VUK @3.9050		2,819.94	184,182.71
27.08.21	Deposit	15900731 SOLD 200 WES @63.3800		12,657.00	196,839.71
27.08.21	Deposit	15900660 SOLD 3000 TLS @3.8250		11,456.00	208,295.71
27.08.21	Deposit	15900680 SOLD 125 VAP @91.3100		11,394.75	219,690.46
27.08.21	Deposit	15900740 SOLD 450 WPL @20.2700		9,102.50	228,792.96
27.08.21	Deposit	15900504 SOLD 270 NAB @27.5100		7,408.70	236,201.66
27.08.21	Deposit	15900721 SOLD 280 WBC @25.8600		7,221.80	243,423.46
27.08.21	Deposit	15900406 SOLD 1780 AZJ @3.8100		6,762.80	250,186.26
27.08.21	Deposit	15900482 SOLD 485 ILU @8.6800		4,190.80	254,377.06
27.08.21	Deposit	15900513 SOLD 1040 OSH @3.8100		3,943.40	258,320.46
27.08.21	Deposit	15900640 SOLD 98 SPY @618.0100		60,534.66	318,855.12
27.08.21	Deposit	15900763 SOLD 7161 Z1P @7.3900		52,893.30	371,748.42
27.08.21	Deposit	15900689 SOLD 310 VGS @103.1800		31,966.80	403,715.22
27.08.21	Deposit	15900458 SOLD 485 DRR @4.3700		2,100.45	405,815.67
27.08.21	Deposit	15900433 SOLD 10000 COE @0.2100		2,081.00	407,896.67

continued on next



Macquarie Cash Management Account

enquiries 1800 806 310

account name RICHARD JOHN LOVELL &
JENNIFER HONG MA ATF
HONG JOHN SUPER FUND
account no. 962418422

	transaction	description	debits	credits	balance
27.08.21	Deposit	15900606 SOLD 10000 RAP @0.0460		441.00	408,337.67
31.08.21	Interest	MACQUARIE CMA INTEREST PAID*		10.41	408,348.08
10.09.21	Deposit	QUICKSUPER QUICKSPR3042821552		105.37	408,453.45
10.09.21	Deposit	AUTOMATIC DATA P ADP202109101060544		1,095.88	409,549.33
21.09.21	Deposit	SANTOS LIMITED S00095372392		188.50	409,737.83
22.09.21	Deposit	AZJ LIMITED SEP21/00848902		256.32	409,994.15
23.09.21	Deposit	ATO ATO003000015608403		2,884.62	412,878.77
23.09.21	Deposit	TLS FNL DIV 001265086171		240.00	413,118.77
30.09.21	Interest	MACQUARIE CMA INTEREST PAID*		40.47	413,159.24
06.10.21	Funds transfer	TRANSACT FUNDS TFR TO WISEMAN SUPER FUNF	100,000.00		313,159.24
07.10.21	Funds transfer	TRANSACT FUNDS TFR TO WISEMAN SUPER FUND	100,000.00		213,159.24
08.10.21	Funds transfer	TRANSACT FUNDS TFR TO WISEMAN SUPERANNUA	100,000.00		113,159.24
08.10.21	Funds transfer	TRANSACT FUNDS TFR TO WISEMAN SUPER FUNF	50,000.00		63,159.24
08.10.21	Funds transfer	TRANSACT TFR TO 963597075 SKI SUPER FUND	50,000.00		13,159.24
11.10.21	Deposit	AUTOMATIC DATA P ADP202110111077426		1,095.88	14,255.12
13.10.21	Deposit	SuperChoice P/L PC111021-108526643		78.32	14,333.44
15.10.21	Deposit	QUICKSUPER QUICKSPR3065366907		158.05	14,491.49
20.10.21	Deposit	ATO ATO008000015756844		1,923.08	16,414.57
29.10.21	Interest	MACQUARIE CMA INTEREST PAID*		9.74	16,424.31
29.10.21	Deposit	ZADOK PTY LTD Rent		2,800.00	19,224.31
10.11.21	Deposit	SPY DST 001268881624		132.58	19,356.89
11.11.21	Deposit	AUTOMATIC DATA P ADP202111111095778		1,095.88	20,452.77
12.11.21	Deposit	QUICKSUPER QUICKSPR3083899050		105.37	20,558.14
15.11.21	Deposit	ATO ATO008000015909539		1,923.08	22,481.22
30.11.21	Interest	MACQUARIE CMA INTEREST PAID*		1.36	22,482.58
30.11.21	Deposit	ZADOK PTY LTD Rent		2,800.00	25,282.58

MR RICHARD JOHN LOVELL + MS JENNIFER HONG MA <HONG JOHN S/F A/C>
LEVEL 8 185 VICTORIA SQUARE
ADELAIDE SA 5000
AUSTRALIA

Holdings

At close of business: 30/06/2022

Adviser: Richard Lovell

Trading Account Number: 6640958

Code	Company Name	Closing Price	FX Rate	Quantity	Value
MQG	MACQUARIE GROUP LIMITED	164.510		90	14,805.900
PNV	POLYNOVO LIMITED	1.355		24,720	33,495.600
SPY	SPDR S&P 500 ETF TRUST	547.380		99	54,190.620
ZIP	ZIP CO LIMITED..	0.440		7,161	3,150.840
Total					105,642.960

While every effort has been made to provide you with an accurate transaction summary, we give no warranty of accuracy or reliability and take no responsibility for any errors or omissions including by negligence. You should confirm the information, holdings and valuations contained herein. All prices and values are denominated in AUD unless otherwise indicated. Stockbroking services are provided by CMC Markets Stockbroking Limited (ABN 69 081 002 851, AFSL No.246381), a Participant of the ASX Group (Australian Securities Exchange).

61800 - Distributions Receivable

2022 Financial Year

Preparer Kelly Fu

Reviewer Kelly Fu

Status Completed

Account Code	Description	CY Balance	LY Balance	Change
SPY.AX	Spdr S&p 500 Etf		\$253.99	100%
VAP.AX	Vanguard Australian Property Securities Index Etf		\$342.83	100%
VGS.AX	Vanguard Msci Index International Shares Etf		\$252.04	100%
TOTAL		CY Balance	LY Balance	
			\$848.86	

Supporting Documents

○ General Ledger [Report](#)

Standard Checklist

Review aging of amounts receivable and comment on any delay in payment.

Hong John Super Fund General Ledger

As at 30 June 2022

Transaction Date	Description	Units	Debit	Credit	Balance \$
Distributions Receivable (61800)					
<u>Spdr S&p 500 Etf (SPY.AX)</u>					
01/07/2021	Opening Balance				253.99 DR
11/08/2021	SPY DST 001262760533 DVND 56 [Amount Receivable ref 188290656]			253.99	0.00 DR
				253.99	0.00 DR
<u>Vanguard Australian Property Securities Index Etf (VAP.AX)</u>					
01/07/2021	Opening Balance				342.83 DR
16/07/2021	VAP PAYMENT JUL21/00811671 DVND 56 [Amount Receivable ref 187212171]			342.83	0.00 DR
				342.83	0.00 DR
<u>Vanguard Msci Index International Shares Etf (VGS.AX)</u>					
01/07/2021	Opening Balance				252.04 DR
16/07/2021	VGS PAYMENT JUL21/00810696 DVND 56 [Amount Receivable ref 187212170]			252.04	0.00 DR
				252.04	0.00 DR
Total Debits:			0.00		
Total Credits:				848.86	

72000 - Debt Securities (Bonds, Bills of Exchange, Promissory Notes)

2022 Financial Year

Preparer Kelly Fu

Reviewer Kelly Fu

Status Completed

Account Code	Description	CY Units	CY Balance	LY Units	LY Balance	Change
HJSF-IPDATA	ipData Holdings Pty Ltd	7893.000000	\$59,592.15	50000.000000	\$50,000.00	19.18%
TOTAL		CY Units	CY Balance	LY Units	LY Balance	
		7893.000000	\$59,592.15	50000.000000	\$50,000.00	

Supporting Documents

- 77200 - PD_FY22 investment statement.pdf

Standard Checklist

- Attach Investment Movement Report
- Attach relevant Statements and Source Documentation
- Ensure all Investments are valued correctly at June 30
- Ensure the investment is in accordance with the fund's investment strategy
- Ensure the investment is in accordance with the SIS Act

Notes

Kelly Fu

Note

No movements.

06/06/2023 17:30

PRIVATE & CONFIDENTIAL

Ms Jennifer Ma
RICHARD JOHN LOVELL AND JENNIFER HONG MA

Delivered by email

22 July 2022

Dear Jenni,


RE: Annual Shareholding Statement

Thank you for your ongoing support of PointData.

Please find below the details of your shareholding in PointData Holdings Ltd as at 30 June 2022.

Investor name	Entity name	Number of Shares	Price Paid per Share	Original Share Value	Class of Share	Certificate Number
Jennifer Ma	RICHARD JOHN LOVELL AND JENNIFER HONG MA ATF HONG JOHN SUPERANNUATION FUND	7,893	\$7.55	\$59,592.15	Ordinary	66

Kind regards,



Nichola Djurasevich
Head of Operations & Finance

77600 - Shares in Listed Companies (Australian)

2022 Financial Year

Preparer Kelly Fu

Reviewer Kelly Fu

Status Completed

Account Code	Description	CY Units	CY Balance	LY Units	LY Balance	Change
AHY.AX	Asaleo Care Limited	0.000000		13494.000000	\$19,094.01	100%
ALI.AX	Argo Global Ltd	0.000000		10100.000000	\$22,018.00	100%
AMC.AX	Ancor Limited	0.000000		1000.000000	\$15,130.00	100%
AZJ.AX	Aurizon Holdings Limited	0.000000		1780.000000	\$6,621.60	100%
COE.AX	Cooper Energy Limited	0.000000		10000.000000	\$2,600.00	100%
CSL.AX	CSL Limited	0.000000		45.000000	\$12,833.55	100%
DRR.AX	Deterra Royalties Limited	0.000000		485.000000	\$2,182.50	100%
ILU.AX	Iluka Resources Limited	0.000000		485.000000	\$4,437.75	100%
MQG.AX	Macquarie Group Limited	90.000000	\$14,805.90	180.000000	\$28,157.40	(47.42)%
NAB.AX	National Australia Bank Limited	0.000000		270.000000	\$7,079.40	100%
OSH.AX	Oil Search Limited	0.000000		1040.000000	\$3,962.40	100%
PNV.AX	Polynovo Limited	24720.000000	\$33,495.60	30900.000000	\$87,138.00	(61.56)%
PTX.AX	Prescient Therapeutics Limited	0.000000		95250.000000	\$23,336.25	100%
RAP.AX	Resapp Health Limited	0.000000		10000.000000	\$410.00	100%
STO.AX	Santos Limited	0.000000		2450.000000	\$17,370.50	100%

Account Code	Description	CY Units	CY Balance	LY Units	LY Balance	Change
TLS.AX	Telstra Corporation Limited.	0.000000		3000.000000	\$11,280.00	100%
VUK.AX	Virgin Money Uk Plc	0.000000		727.000000	\$2,675.36	100%
WBC.AX	Westpac Banking Corporation	0.000000		280.000000	\$7,226.80	100%
WES.AX	Wesfarmers Limited	0.000000		200.000000	\$11,820.00	100%
WPL.AX	Woodside Petroleum Ltd	0.000000		450.000000	\$9,994.50	100%
Z1P.AX	Zip Co Limited.	0.000000		14322.000000	\$108,417.54	100%
ZIP.AX	ZIP Co Limited..	7161.000000	\$3,150.84			100%
TOTAL		CY Units	CY Balance	LY Units	LY Balance	
		31971.000000	\$51,452.34	196458.000000	\$403,785.56	

Supporting Documents

- Investment Movement Report [Report](#)
- Balance Review Report [Report](#)
- 77600, 78200 - Listed share and unit holdings as at 30.6.2022.pdf

Standard Checklist

- Attach Balance Review Report
- Attach copies of HIN/SRN or Chess Statements, Broker Statements, Contract Notes Corporate Action documentation and any other relevant Source Documentation
- Attach Investment Movement Report
- Ensure all Investments are valued correctly at June 30
- Ensure the investment is in accordance with the Fund's investment strategy

Hong John Super Fund

Balance Review Report

As at 30 June 2022

Investment Code	Investment Name	Holding Reference	Third Party Data			BGL Ledger Balance	Registered Name
			Data Feed Provider	Balance Date	Balance Amount		
60400	Bank Accounts						
MBL962418422	Macquarie Cash Management ***8422	182512962418422	BGL Bank Data Service	30/06/2022	\$ 45,894.36	\$ 45,894.36	
72000	Debt Securities (Bonds, Bills of Exchange, Promissory Notes)						
HJSF-IPDATA	ipData Holdings Pty Ltd					50,000.0000	
77600	Shares in Listed Companies (Australian)						
MQG.AX	Macquarie Group Limited	X*****7203	Registry Data - Link	30/06/2022	90.0000	90.0000	MR RICHARD JOHN LOVELL + MS JENNIFER HONG MA <HONG JOHN S/F A/C>
PNV.AX	Polynovo Limited	X*****7203	Registry Data - Computershare	30/06/2022	24,720.0000	24,720.0000	MR RICHARD JOHN LOVELL + MS JENNIFER HONG MA <HONG JOHN
ZIP.AX	ZIP Co Limited..	X*****7203	Registry Data - Computershare	30/06/2022	7,161.0000	7,161.0000	MR RICHARD JOHN LOVELL + MS JENNIFER HONG MA <HONG JOHN
77800	Shares in Unlisted Private Companies (Australian)						
HJSF-FUSETEC	Fusetec 3d Pty Ltd					640.0000	
HJSF-SFPL	Super Fierce Pty Ltd					50.0000	
HJSF-APTSTR	The Apartment Store Pty Ltd					7.0000	
HJSF-ZEROCO	Zeroco.com.au Pty Ltd					21,365.0000	
78200	Units in Listed Unit Trusts (Australian)						

Hong John Super Fund

Balance Review Report

As at 30 June 2022

Investment Code	Investment Name	Holding Reference	Third Party Data			BGL Ledger Balance	Registered Name
			Data Feed Provider	Balance Date	Balance Amount		
SPY.AX	Spdr S&p 500 Etf	X*****7203	Registry Data - Link	30/06/2022	99.0000	99.0000	MR RICHARD JOHN LOVELL + MS JENNIFER HONG MA <HONG JOHN S/F A/C>
78400	Units in Unlisted Unit Trusts (Australian)						
HJSF_VSUT	Vs Unit Trust					314,000.0000	

Hong John Super Fund

Investment Movement Report

As at 30 June 2022

Investment	Opening Balance		Additions		Disposals			Closing Balance		Market Value
	Units	Cost	Units	Cost	Units	Cost	Accounting Profit/(Loss)	Units	Cost	
Bank Accounts										
Macquarie Cash Management ***8422		14,068.43		456,825.93		(425,000.00)			45,894.36	45,894.36
		14,068.43		456,825.93		(425,000.00)			45,894.36	45,894.36
Debt Securities (Bonds, Bills of Exchange, Promissory Notes)										
HJSF-IPDATA - ipData Holdings Pty Ltd	50,000.00	50,000.00			(42,107.00)			7,893.00	50,000.00	59,592.15
		50,000.00							50,000.00	59,592.15
Shares in Listed Companies (Australian)										
AMC.AX - Amcor Limited	1,000.00	13,993.26			(1,000.00)	(13,993.26)	3,397.74		0.00	
ALI.AX - Argo Global Ltd	10,100.00	19,998.00			(10,100.00)	(19,998.00)	3,718.00		0.00	
AHY.AX - Asaleo Care Limited	13,494.00	21,309.74			(13,494.00)	(21,309.74)	(2,418.14)		0.00	
AZJ.AX - Aurizon Holdings Limited	1,780.00	8,882.00			(1,780.00)	(8,882.00)	(2,119.20)		0.00	
COE.AX - Cooper Energy Limited	10,000.00	3,800.00			(10,000.00)	(3,800.00)	(1,719.00)		0.00	
CSL.AX - CSL Limited	45.00	3,984.75			(45.00)	(3,984.75)	9,999.35		0.00	
DRR.AX - Deterra Royalties Limited	485.00	1,572.09			(485.00)	(1,572.09)	528.36		0.00	

Hong John Super Fund

Investment Movement Report

As at 30 June 2022

Investment	Opening Balance		Additions		Disposals			Closing Balance		
	Units	Cost	Units	Cost	Units	Cost	Accounting Profit/(Loss)	Units	Cost	Market Value
ILU.AX - Iluka Resources Limited	485.00	1,914.46			(485.00)	(1,914.46)	2,276.34		0.00	
MQG.AX - Macquarie Group Limited	180.00	14,601.76			(90.00)	(7,750.18)	7,061.15	90.00	6,851.58	14,805.90
NAB.AX - National Australia Bank Limited	270.00	8,351.53			(270.00)	(8,351.53)	(942.83)		0.00	
OSH.AX - Oil Search Limited	1,040.00	7,022.40			(1,040.00)	(7,022.40)	(3,079.00)		0.00	
PNV.AX - Polynovo Limited	30,900.00	24,784.00			(6,180.00)	(9,588.10)	3,556.30	24,720.00	15,195.90	33,495.60
PTX.AX - Prescient Therapeutics Limited	95,250.00	18,549.18			(95,250.00)	(18,549.18)	(470.68)		0.00	
RAP.AX - Resapp Health Limited	10,000.00	3,119.00			(10,000.00)	(3,119.00)	(2,678.00)		0.00	
STO.AX - Santos Limited	2,450.00	9,557.73			(2,450.00)	(9,557.73)	5,454.02		0.00	
TLS.AX - Telstra Corporation Limited.	3,000.00	13,571.85			(3,000.00)	(13,571.85)	(2,115.85)		0.00	
VUK.AX - Virgin Money Uk Plc	727.00	3,394.57			(727.00)	(3,394.57)	(574.63)		0.00	
WES.AX - Wesfarmers Limited	200.00	5,657.70			(200.00)	(5,657.70)	6,999.30		0.00	
WBC.AX - Westpac Banking Corporation	280.00	8,997.80			(280.00)	(8,997.80)	(1,776.00)		0.00	

Hong John Super Fund

Investment Movement Report

As at 30 June 2022

Investment	Opening Balance		Additions		Disposals			Closing Balance		Market Value
	Units	Cost	Units	Cost	Units	Cost	Accounting Profit/(Loss)	Units	Cost	
	125.00	10,390.00			(125.00)	(10,390.00)	1,004.75		0.00	
VGS.AX - Vanguard Msci Index International Shares Etf	310.00	19,503.54			(310.00)	(19,503.54)	12,463.26		0.00	
		97,796.11				(70,714.69)	52,796.70		27,081.42	54,190.62
Units in Unlisted Unit Trusts (Australian)										
HJSF_VSUT - Vs Unit Trust			314,000.00	400,000.00				314,000.00	400,000.00	314,000.00
				400,000.00					400,000.00	314,000.00
		473,444.68		889,377.23		(705,222.10)	108,947.96		657,599.81	635,279.72

MR RICHARD JOHN LOVELL + MS JENNIFER HONG MA <HONG JOHN S/F A/C>
LEVEL 8 185 VICTORIA SQUARE
ADELAIDE SA 5000
AUSTRALIA

Holdings

At close of business: 30/06/2022

Adviser: Richard Lovell

Trading Account Number: 6640958

Code	Company Name	Closing Price	FX Rate	Quantity	Value
MQG	MACQUARIE GROUP LIMITED	164.510		90	14,805.900
PNV	POLYNOVO LIMITED	1.355		24,720	33,495.600
SPY	SPDR S&P 500 ETF TRUST	547.380		99	54,190.620
ZIP	ZIP CO LIMITED..	0.440		7,161	3,150.840
Total					105,642.960

While every effort has been made to provide you with an accurate transaction summary, we give no warranty of accuracy or reliability and take no responsibility for any errors or omissions including by negligence. You should confirm the information, holdings and valuations contained herein. All prices and values are denominated in AUD unless otherwise indicated. Stockbroking services are provided by CMC Markets Stockbroking Limited (ABN 69 081 002 851, AFSL No.246381), a Participant of the ASX Group (Australian Securities Exchange).

77800 - Shares in Unlisted Private Companies (Australian)

2022 Financial Year

Preparer Kelly Fu

Reviewer Kelly Fu

Status Completed

Account Code	Description	CY Units	CY Balance	LY Units	LY Balance	Change
HJSF-APTSTR	The Apartment Store Pty Ltd	7.000000	\$15,000.00	7.000000	\$15,000.00	0%
HJSF-FUSETEC	Fusetec 3d Pty Ltd	640.000000	\$40,025.60	640.000000	\$40,025.60	0%
HJSF-SFPL	Super Fierce Pty Ltd	50.000000	\$25,000.00			100%
HJSF-ZEROCO	Zeroco.com.au Pty Ltd	21365.000000	\$30,124.65	21365.000000	\$30,124.65	0%
TOTAL		CY Units	CY Balance	LY Units	LY Balance	
		22062.000000	\$110,150.25	22012.000000	\$85,150.25	

Supporting Documents

- 77800 - The Apartment Store Pty Ltd - share price and holding 2022 No Movement.pdf [HJSF-APTSTR](#)
- 77800 - Fusetec 3d Pty Ltd - share price and holding 2022.pdf [HJSF-FUSETEC](#)
- 77800 - Super Fierce Pty Ltd - share issued and holding 2022.pdf [HJSF-SFPL](#)
- 77800 - Zeroco.com.au Pty Ltd - share holding 2022 No Movement.pdf [HJSF-ZEROCO](#)

Standard Checklist

- Attach copies of Statements and Source Documentation
- Attach Investment Movement Report
- Ensure all Investments are valued correctly at June 30
- Ensure the investment is in accordance with the Fund's investment strategy
- Ensure the investment is in accordance with the SIS Act

SHARE CERTIFICATE

Certificate number 3

COMPANY NAME

THE APARTMENT STORE PTY LTD

AUSTRALIAN COMPANY NUMBER
(Incorporated in Australia)


639 116 680

REGISTERED OFFICE

AFFINITY BUSINESS ADVISERS PTY LTD
LEVEL 1
458 MORPHETT STREET
ADELAIDE SA 5000

This is to Certify that J MA and R LOVELL ATF <HONG JOHN SUPER FUND> of 224 Cross Road Unley Park South Australia 5061 is the Registered holder of (7) SEVEN ORDINARY CLASS Shares numbered from 134 to 140 of \$2,142.86 each in the above Company, subject to the Constitution and that the sum of \$2,142.86 paid on each of the said Shares (total value \$15,000.00).

Signed in accordance with the Corporations Law



Director

Dated 30th June 2021

No transfer of any of the above Shares will be registered unless accompanied by this Certificate.

THE APARTMENT STORE PTY LTD

ACN 639 116 680

Minutes of a Meeting of Directors held at Level 1 458 Morphett Street Adelaide SA on 30th June 2021.

PRESENT Angus John MURRAY

PREVIOUS MINUTES The minutes of the previous meeting of directors were read and confirmed and the Chairman was authorised to sign them as being correct.

ALLOTMENT OF SHARES It was resolved that 7 shares of \$2,142.86 each be issued to the following and a new share Certificate be issued and signed

J MA and R LOVELL

ATF <HONG JOHN SUPER FUND>

7 SHARES

CLOSURE There being no further matters the meeting was declared closed.

Signed as a true record.



A handwritten signature in black ink, appearing to be 'A. J. Murray', is written over a horizontal dotted line.

Chairman



CONFIDENTIAL

24 October 2022

Dear Investor,

Thank you for your continuing support of Fusetec. As discussed at our recent AGM, the past year has seen several milestones achieved, the most notable being execution of two supply contracts with Johnson and Johnson.

In order to deliver on these and future contracts at anticipated volumes, Fusetec will need to make a substantial investment in capital equipment.

While we plan to commission an independent valuation and begin a formal capital raise in the coming months, we would like to reward current shareholders with the offer to acquire shares now at the current price of \$62.54. The funds will be used to accelerate the company's commercialisation capability including recruiting key people and acquiring another 3D printer (funds permitting).

We are offering up to 35,000 new Fusetec ordinary shares at a price of \$62.54, for total funds raised of \$2,188,900.

If you would like to participate in the raise, please complete the attached form and return it to Sarah Emms at semms@chapmancp.com.au by 11 November 2022.

Kind regards,

RM Roe

Mark Roe
Chief Executive Officer

**ASIC**

Australian Securities & Investments Commission

Forms Manager

Registered Agents

Company: FUSETEC 3D PTY LTD ACN 618 746 875**Company details**

Date company registered 26-04-2017
 Company next review date 26-04-2023
 Company type Australian Proprietary Company
 Company status Registered
 Home unit company No
 Superannuation trustee company No
 Non profit company No

Registered office

CAPITAL STRATEGIES PTY LTD, LEVEL 3 , 149 FLINDERS STREET , ADELAIDE SA 5000

Principal place of business

25 MARLBOROUGH STREET , ADELAIDE SA 5000

Officeholders

CHAPMAN, ROBERT IAN

Born 18-11-1963 at ADELAIDE SA

30 ESPLANADE , SOMERTON PARK SA 5044

Office(s) held: Director, appointed 01-12-2021

ROE, RICHARD MARK

Born 03-07-1964 at BURNSIDE SA

16 LINCOLN AVENUE , FULHAM GARDENS SA 5024

 Office(s) held: Director, appointed 26-04-2017
 Secretary, appointed 26-04-2017

BUDGEN, JOHN LACHLAN KENNETH

Born 10-07-1969 at ADELAIDE SA

48 PENANG AVENUE , COLONEL LIGHT GARDENS SA 5041

Office(s) held: Director, appointed 19-10-2019

Company share structure

Share class	Share description	Number issued	Total amount paid	Total amount unpaid
ORD	ORDINARY	<u>1100239</u>	<u>4992605.07</u>	0.00
RED	REDEEMABLE	29	1813.66	0.00

Members

JOTT INVESTMENTS PTY. LTD. PO BOX 893 , NORTH ADELAIDE SA 5006

Share class	Total number held	Fully paid	Beneficially held
ORD	3997	Yes	No

 DAVID HANDLEY NOMINEES PTY. LTD. TENNYSON EYE CENTRE , UNIT 21 , 506-520 SOUTH ROAD
 , KURRALTA PARK SA 5037

Share class ORD	Total number held 1835	Fully paid Yes	Beneficially held Yes
BARRACK , GLENN UNIT 4 , 10 GOLFLANDS TERRACE , GLENELG NORTH SA 5045			
Share class ORD	Total number held 11570	Fully paid Yes	Beneficially held Yes
CHANDRA , ABHILASH 19 HAYMAN RETREAT , CRAIGBURN FARM SA 5051			
Share class ORD	Total number held 400	Fully paid Yes	Beneficially held Yes
MA , JENNIFER LOVELL , RICHARD 224 CROSS ROAD , UNLEY PARK SA 5061 224 CROSS ROAD , UNLEY PARK SA 5061			
Share class ORD	Total number held 640	Fully paid Yes	Beneficially held No
SOBEY , SAMMUEL 17 THE PARADE , BLAIR ATHOL SA 5084			
Share class ORD RED	Total number held 772 29	Fully paid Yes Yes	Beneficially held Yes Yes
GRZESCH , PETER JURGEN 35 LINLEY AVENUE , PROSPECT SA 5082			
Share class ORD	Total number held 1540	Fully paid Yes	Beneficially held Yes
KEEGAN , JIMMY PATRICK 3 BRUCE CRESCENT , Highbury SA 5089			
Share class ORD	Total number held 160	Fully paid Yes	Beneficially held Yes
BARRY , CHRISTOPHER LEE PO BOX 1145 , STIRLING SA 5152			
Share class ORD	Total number held 320	Fully paid Yes	Beneficially held Yes
SOBEY , PHILLIP GRANT SOBEY , ANGELA YVONNE 157 MILLIGAN ROAD , PROSPECT HILL SA 5201 157 MILLIGAN ROAD , PROSPECT HILL SA 5201			
Share class ORD	Total number held 192	Fully paid Yes	Beneficially held Yes
SOBEY , GREGORY PHILLIP 2690 MURRAYLANDS ROAD , BLANCHETOWN SA 5357			
Share class ORD	Total number held 80	Fully paid Yes	Beneficially held Yes
PILJA , ALEKSIA 10 NEWPORTER TERRACE , WEST LAKES SHORE SA 5020			
Share class ORD	Total number held 240	Fully paid Yes	Beneficially held Yes
TABIIN , NORNITA 2 PANORAMA DRIVE , PANORAMA SA 5041			
Share class ORD	Total number held 3198	Fully paid Yes	Beneficially held Yes
MAHIDI , KASMADURA 88 WEST BEACH ROAD , WEST BEACH SA 5024			
Share class ORD	Total number held 3198	Fully paid Yes	Beneficially held Yes

Document history

Schedule 1 – Beneficial Owner


Beneficial Owner	RICHARD JOHN LOVELL & JENNIFER HONG MA ATF HONG JOHN FAMILY TRUST
Address for service of notices	224 CROSS ROAD UNLEY PARK SA 5061
Company in which the Shares are held	Ez Licence Pty Ltd, ACN 612 095 968
Total investment	\$24,000
Number of Shares	21,622
Share class	Ordinary shares
Fully paid (Y/N)	Y
Beneficially Held (Y/N)	N

Beneficial Owner	Hong John Superannuation Fund
Address for service of notices	224 CROSS ROAD UNLEY PARK SA 5061
Company in which the Shares are held	Super Fierce Pty Ltd, ACN 632 423 575
Total investment	\$25,000
Number of Shares	50
Share class	Ordinary shares
Fully paid (Y/N)	Y
Beneficially Held (Y/N)	N

Signing page

Executed as a deed.

Executed by **CHAPMAN CAPITAL NOMINEES
PTY LTD ACN 653 076 343** in accordance with
section 127 of the *Corporations Act 2001* (Cth):



Director / company secretary

JENNIFER MA

Name of director / company secretary
(block letters)

Director

Name of director

Executed as a deed.


Executed by **JENNIFER MA AND RICHARD
LOVELL ATF HONG JOHN
SUPERANNUATION FUND:**



Signature Jennifer Ma

20/12/21

Date




Signature Richard Lovell

20/12/21

Date


Executed by **JENNIFER MA AND RICHARD
LOVELL ATF HONG JOHN FAMILY TRUST:**



Signature Jennifer Ma

20/12/21

Date



Signature Richard Lovell

20/12/21

Date

Zeroco.com.au Pty Ltd ACN 633 757 954

Registered in New South Wales under the Corporations Act 2001

Registered Office: c/- 14 Edgar Street, Coffs Harbour NSW 2450

SHARE CERTIFICATE

Certificate No. 7

Shareholder: JENNIFER MA AND RICHARD LOVELL ATF HONG JOHN SUPERANNUATION FUND (ABN: 19 270 598 586)	No of shares: 12,500
	Class of shares: Ordinary
	Unpaid issue price: \$0.00

The shareholder named in this share certificate is the registered holder of the number of shares specified in this share certificate subject to the replaceable rules or constitution of the company.

Dated: 30 / 10 / 2019

EXECUTED by Zeroco.com.au Pty Ltd ACN 633 757 954 in accordance with the *Corporations Act 2001* by being signed by the following officers:



.....
Signature of director

Mike Smith

.....
Name of director *(please print)*

.....
Signature of director / company secretary

.....
Name of director / company secretary *(please print)*

No transfer of any of the above shares will be registered unless accompanied by this certificate

Zeroco.com.au Pty Ltd ACN 633 757 954

Registered in New South Wales under the Corporations Act 2001

Registered Office: c/- 14 Edgar Street, Coffs Harbour NSW 2450

SHARE CERTIFICATE

Certificate No. 20

Shareholder: JENNIFER MA AND RICHARD LOVELL ATF HONG JOHN SUPERANNUATION FUND (ABN: 19 270 598 586)	No of shares: 8,865
	Class of shares: Seed Preference Shares
	Unpaid issue price: \$0.00

The shareholder named in this share certificate is the registered holder of the number of shares specified in this share certificate subject to the replaceable rules or constitution of the company.

Dated:15.... /September.... /2020....

EXECUTED by Zeroco.com.au Pty Ltd ACN 633 757 954 in accordance with the *Corporations Act 2001* by being signed by the following officers:



Signature of director

Mike Smith

Name of director *(please print)*



Signature of director / company secretary

Alana Burton

Name of director / company secretary *(please print)*

No transfer of any of the above shares will be registered unless accompanied by this certificate

78200 - Units in Listed Unit Trusts (Australian)

2022 Financial Year

Preparer Kelly Fu

Reviewer Kelly Fu

Status Completed

Account Code	Description	CY Units	CY Balance	LY Units	LY Balance	Change
ALX.AX	Atlas Arteria	0.000000		3126.000000	\$19,912.62	100%
SPY.AX	Spdr S&p 500 Etf	99.000000	\$54,190.62	197.000000	\$112,290.00	(51.74)%
VAP.AX	Vanguard Australian Property Securities Index Etf	0.000000		125.000000	\$11,311.25	100%
VGS.AX	Vanguard Msci Index International Shares Etf	0.000000		310.000000	\$30,045.20	100%
TOTAL		CY Units	CY Balance	LY Units	LY Balance	
		99.000000	\$54,190.62	3758.000000	\$173,559.07	

Supporting Documents

No supporting documents

Standard Checklist

- Attach copies of Statements and Source Documentation
- Attach Investment Movement Report
- Ensure all Investments are valued correctly at June 30
- Ensure the investment is in accordance with the Fund's investment strategy
- Ensure the investment is in accordance with the SIS Act

78400 - Units in Unlisted Unit Trusts (Australian)

2022 Financial Year

Preparer Kelly Fu

Reviewer Kelly Fu

Status Completed

Account Code	Description	CY Units	CY Balance	LY Units	LY Balance	Change
HJSF_VSUT	Vs Unit Trust	314000.000000	\$314,000.00			100%
TOTAL		CY Units	CY Balance	LY Units	LY Balance	
		314000.000000	\$314,000.00			

Supporting Documents

- 78400 - VS Unit Trust - unitholding at 30.6.2022.pdf

Standard Checklist

- Attach copies of Statements and Source Documentation
- Attach Investment Movement Report
- Ensure all Investments are valued correctly at June 30
- Ensure the investment is in accordance with the Fund's investment strategy
- Ensure the investment is in accordance with the SIS Act

Vs Unit Trust

Trustee Zadok Pty. Ltd. (007 901 395)

Address:

Level 8, 185 Victoria Square, Adelaide, SA 5000

Certificate Number: 13

Unit Certificate

This is to certify that

Jennifer Hong Ma And Richard John Lovell <A/C Hong John Super Fund>

2 Bloomsbury Street, Goodwood, SA 5034

Is the registered holder of

No of Units

39,250

Unit type

UNIT - ORDINARY UNITS

Amount Payable per Unit

\$1.00

Amount Paid per Unit

\$1.00

In the above named trust subject to the Trust Deed

Signed in accordance with the Trust Deed of the trust on 30/09/2021



Ben Siboy

Scott Anthony Edwards

30/09/2021

The Secretary

Vs Unit Trust

Level 8, 185 Victoria Square, Adelaide, SA 5000

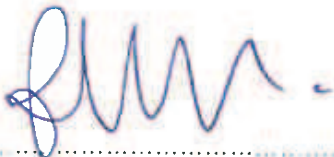
Dear Sir/ Madam,

NOTICE OF BENEFICIAL OWNERSHIP

I hereby give notice that I hold shares on behalf of the person described as the beneficial owner:

Member	Jennifer Hong Ma And Richard John Lovell
Address	2 Bloomsbury Street, Goodwood, SA 5034
Beneficial Owner	Hong John Super Fund
Address	'y Partners' Level 8, 185 Victoria Square, Adelaide, SA 5000
Date	30/09/2021
Units Acquired	39,250
Security	UNIT - ORDINARY UNITS
Certificate No	13

Yours faithfully,



Richard John Lovell

Representing Jennifer Hong Ma And Richard John Lovell

Vs Unit Trust

SCHEDULE

The Trustee
Address
The Security

Jennifer Hong Ma And Richard John Lovell
2 Bloomsbury Street, Goodwood, SA 5034
No of Units: 39,250
Description: UNIT - ORDINARY UNITS
Certificate No: 13

The Beneficial Owner
Address

Hong John Super Fund
'y Partners' Level 8, 185 Victoria Square, Adelaide, SA 5000

Vs Unit Trust

Trustee: Zadok Pty. Ltd. (007 901 395)

Address:

Level 8, 185 Victoria Square, Adelaide, SA 5000

Certificate Number: 16

Unit Certificate

This is to certify that

Jennifer Hong Ma And Richard John Lovell <A/C Hong John Super Fund>

2 Bloomsbury Street, Goodwood, SA 5034

Is the registered holder of

No of Units

274,750

Unit type

UNIT - ORDINARY UNITS

Amount Payable per Unit

\$1.00

Amount Paid per Unit

\$1.00

In the above named trust subject to the Trust Deed

Signed in accordance with the Trust Deed of the trust on 30/09/2021



Ben Siby



Scott Anthony Edwards

30/09/2021

The Secretary

Vs Unit Trust
Level 8, 185 Victoria Square, Adelaide, SA 5000

Dear Sir/ Madam,

NOTICE OF BENEFICIAL OWNERSHIP

I hereby give notice that I hold shares on behalf of the person described as the beneficial owner:

Member	Jennifer Hong Ma And Richard John Lovell
Address	2 Bloomsbury Street, Goodwood, SA 5034
Beneficial Owner	Hong John Super Fund
Address	'y Partners' Level 8, 185 Victoria Square, Adelaide, SA 5000
Date	30/09/2021
Units Acquired	274,750
Security	UNIT - ORDINARY UNITS
Certificate No	16

Yours faithfully,



Richard John Lovell
Representing Jennifer Hong Ma And Richard John Lovell

Vs Unit Trust

SCHEDULE

The Trustee
Address
The Security

Jennifer Hong Ma And Richard John Lovell
2 Bloomsbury Street, Goodwood, SA 5034
No of Units: 274,750
Description: UNIT - ORDINARY UNITS
Certificate No: 16

The Beneficial Owner
Address

Hong John Super Fund
'y Partners' Level 8, 185 Victoria Square, Adelaide, SA 5000

85000 - Income Tax Payable/Refundable

2022 Financial Year

Preparer Kelly Fu

Reviewer Kelly Fu

Status Completed

Account Code	Description	CY Balance	LY Balance	Change
85000	Income Tax Payable/Refundable	(\$22,085.28)	(\$4,640.55)	375.92%
TOTAL		CY Balance	LY Balance	
		(\$22,085.28)	(\$4,640.55)	

Supporting Documents

- Tax Reconciliation Report [Report](#)
- Statement of Taxable Income [Report](#)
- 85000 - ATO ITA, PAYGI total 2022.pdf

Standard Checklist

- Attach Actuarial Certificate (if applicable)
- Attach any other Tax reconciliations
- Attach copy of Exempt Pension Reconciliation (if applicable)
- Attach copy of Non Deductible Expense Reconciliation (if applicable)
- Attach copy of Statement of Taxable Income
- Attach copy of Tax Reconciliation Report
- Confirm Transactions in ATO Portal

Notes

Kelly Fu

Note

06/06/2023 18:06

2021 tax payable \$4899.55 - \$259 + 2022 tax payable \$17,703.73 - \$259 = \$22,085.28.

Hong John Super Fund

Statement of Taxable Income

For the year ended 30 June 2022

	2022
	\$
Benefits accrued as a result of operations	(94,882.45)
Less	
Realised Accounting Capital Gains	108,947.96
Accounting Trust Distributions	25,622.95
	<u>134,570.91</u>
Add	
Decrease in MV of investments	275,438.72
Franking Credits	475.31
Foreign Credits	181.26
Net Capital Gains	62,760.00
Taxable Trust Distributions	25,200.00
Distributed Foreign income	422.95
	<u>364,478.24</u>
	(2.88)
	<u>135,022.00</u>
Taxable Income or Loss	<u>135,022.00</u>
Income Tax on Taxable Income or Loss	20,253.30
Less	
Franking Credits	475.31
Foreign Credits	181.26
	<u>19,596.73</u>
CURRENT TAX OR REFUND	<u>19,596.73</u>
Supervisory Levy	259.00
Income Tax Instalments Paid	(2,152.00)
	<u>17,703.73</u>
AMOUNT DUE OR REFUNDABLE	<u>17,703.73</u>

Hong John Super Fund

Tax Reconciliation Report

For the year ended 30 June 2022

Tax Return Label	Date	Account Code	Account Name	Amount \$
A - Net capital gain				
				62,759.95
Sub-Total				62,759.95
Ignore Cents				0.95
Total				62,759.00
C - Income - Gross interest				
	30/07/2021	25000/MBL962418422	Macquarie Cash Management ***8422	3.97
	31/08/2021	25000/MBL962418422	Macquarie Cash Management ***8422	10.41
	30/09/2021	25000/MBL962418422	Macquarie Cash Management ***8422	40.47
	29/10/2021	25000/MBL962418422	Macquarie Cash Management ***8422	9.74
	30/11/2021	25000/MBL962418422	Macquarie Cash Management ***8422	1.36
	31/12/2021	25000/MBL962418422	Macquarie Cash Management ***8422	0.64
	31/01/2022	25000/MBL962418422	Macquarie Cash Management ***8422	0.36
	28/02/2022	25000/MBL962418422	Macquarie Cash Management ***8422	0.57
	31/03/2022	25000/MBL962418422	Macquarie Cash Management ***8422	0.92
	29/04/2022	25000/MBL962418422	Macquarie Cash Management ***8422	1.16
	31/05/2022	25000/MBL962418422	Macquarie Cash Management ***8422	1.49
	30/06/2022	25000/MBL962418422	Macquarie Cash Management ***8422	4.98
Sub-Total				76.07
Ignore Cents				0.07
Total				76.00
D1 - Income - Gross foreign income				
	10/11/2021	23800/SPY.AX	Spdr S&p 500 Etf	189.39
	14/02/2022	23800/SPY.AX	Spdr S&p 500 Etf	225.74
	12/05/2022	23800/SPY.AX	Spdr S&p 500 Etf	189.08
Sub-Total				604.21
Ignore Cents				0.21
Total				604.00
D - Income - Net foreign income				
	10/11/2021	23800/SPY.AX	Spdr S&p 500 Etf	189.39
	14/02/2022	23800/SPY.AX	Spdr S&p 500 Etf	225.74
	12/05/2022	23800/SPY.AX	Spdr S&p 500 Etf	189.08
Sub-Total				604.21
Ignore Cents				0.21
Total				604.00
J - Unfranked dividend amount				
	02/07/2021	23900/MQG.AX	Macquarie Group Limited	361.80

Hong John Super Fund

Tax Reconciliation Report

For the year ended 30 June 2022

Tax Return Label	Date	Account Code	Account Name	Amount \$
J - Unfranked dividend amount				
	22/09/2021	23900/AZJ.AX	Aurizon Holdings Limited	76.90
	14/12/2021	23900/MQG.AX	Macquarie Group Limited	146.88
Sub-Total				585.58
Ignore Cents				0.58
Total				585.00
K - Franked dividend amount				
	02/07/2021	23900/MQG.AX	Macquarie Group Limited	241.20
	02/07/2021	23900/NAB.AX	National Australia Bank Limited	162.00
	21/09/2021	23900/STO.AX	Santos Limited	188.50
	22/09/2021	23900/AZJ.AX	Aurizon Holdings Limited	179.42
	23/09/2021	23900/TLS.AX	Telstra Corporation Limited.	240.00
	14/12/2021	23900/MQG.AX	Macquarie Group Limited	97.92
Sub-Total				1,109.04
Ignore Cents				0.04
Total				1,109.00
L - Income - Dividend franking credit				
	02/07/2021	23900/MQG.AX	Macquarie Group Limited	103.37
	02/07/2021	23900/NAB.AX	National Australia Bank Limited	69.43
	21/09/2021	23900/STO.AX	Santos Limited	80.79
	22/09/2021	23900/AZJ.AX	Aurizon Holdings Limited	76.89
	23/09/2021	23900/TLS.AX	Telstra Corporation Limited.	102.86
	14/12/2021	23900/MQG.AX	Macquarie Group Limited	41.97
Sub-Total				475.31
Ignore Cents				0.31
Total				475.00
M - Gross trust distributions				
	30/06/2022	23800/HJSF_VSUT	Vs Unit Trust	25,200.00
Sub-Total				25,200.00
Ignore Cents				0.00
Total				25,200.00
R1 - Assessable employer contributions				
	09/07/2021	24200/LOVRIC00001A	(Contributions) Lovell, Richard - Accumulation (Accumulation)	3,643.84
	16/07/2021	24200/MAJENN00001A	(Contributions) Ma, Jennifer - Accumulation (Accumulation)	4,164.38
	23/07/2021	24200/MAJENN00001A	(Contributions) Ma, Jennifer - Accumulation (Accumulation)	100.10
	11/08/2021	24200/LOVRIC00001A	(Contributions) Lovell, Richard - Accumulation (Accumulation)	1,095.88
	20/08/2021	24200/MAJENN00001A	(Contributions) Ma, Jennifer - Accumulation (Accumulation)	105.37
	23/08/2021	24200/MAJENN00001A	(Contributions) Ma, Jennifer - Accumulation (Accumulation)	1,923.08
	10/09/2021	24200/LOVRIC00001A	(Contributions) Lovell, Richard - Accumulation (Accumulation)	1,095.88

Hong John Super Fund

Tax Reconciliation Report

For the year ended 30 June 2022

Tax Return Label	Date	Account Code	Account Name	Amount \$
R1 - Assessable employer contributions				
	10/09/2021	24200/MAJENN00001A	(Contributions) Ma, Jennifer - Accumulation (Accumulation)	105.37
	23/09/2021	24200/MAJENN00001A	(Contributions) Ma, Jennifer - Accumulation (Accumulation)	2,884.62
	11/10/2021	24200/LOVRIC00001A	(Contributions) Lovell, Richard - Accumulation (Accumulation)	1,095.88
	13/10/2021	24200/MAJENN00001A	(Contributions) Ma, Jennifer - Accumulation (Accumulation)	78.32
	15/10/2021	24200/MAJENN00001A	(Contributions) Ma, Jennifer - Accumulation (Accumulation)	158.05
	20/10/2021	24200/MAJENN00001A	(Contributions) Ma, Jennifer - Accumulation (Accumulation)	1,923.08
	11/11/2021	24200/LOVRIC00001A	(Contributions) Lovell, Richard - Accumulation (Accumulation)	1,095.88
	12/11/2021	24200/MAJENN00001A	(Contributions) Ma, Jennifer - Accumulation (Accumulation)	105.37
	15/11/2021	24200/MAJENN00001A	(Contributions) Ma, Jennifer - Accumulation (Accumulation)	1,923.08
	10/12/2021	24200/LOVRIC00001A	(Contributions) Lovell, Richard - Accumulation (Accumulation)	1,095.88
	10/12/2021	24200/MAJENN00001A	(Contributions) Ma, Jennifer - Accumulation (Accumulation)	105.37
	13/12/2021	24200/MAJENN00001A	(Contributions) Ma, Jennifer - Accumulation (Accumulation)	1,923.08
	24/12/2021	24200/MAJENN00001A	(Contributions) Ma, Jennifer - Accumulation (Accumulation)	331.10
	07/01/2022	24200/MAJENN00001A	(Contributions) Ma, Jennifer - Accumulation (Accumulation)	105.37
	11/01/2022	24200/LOVRIC00001A	(Contributions) Lovell, Richard - Accumulation (Accumulation)	1,643.82
	21/01/2022	24200/MAJENN00001A	(Contributions) Ma, Jennifer - Accumulation (Accumulation)	1,923.08
	21/01/2022	24200/MAJENN00001A	(Contributions) Ma, Jennifer - Accumulation (Accumulation)	78.32
	11/02/2022	24200/LOVRIC00001A	(Contributions) Lovell, Richard - Accumulation (Accumulation)	1,095.88
	17/02/2022	24200/MAJENN00001A	(Contributions) Ma, Jennifer - Accumulation (Accumulation)	2,884.62
	18/02/2022	24200/MAJENN00001A	(Contributions) Ma, Jennifer - Accumulation (Accumulation)	105.37
	11/03/2022	24200/LOVRIC00001A	(Contributions) Lovell, Richard - Accumulation (Accumulation)	1,095.88
	16/03/2022	24200/MAJENN00001A	(Contributions) Ma, Jennifer - Accumulation (Accumulation)	1,923.08
	18/03/2022	24200/MAJENN00001A	(Contributions) Ma, Jennifer - Accumulation (Accumulation)	105.37
	11/04/2022	24200/LOVRIC00001A	(Contributions) Lovell, Richard - Accumulation (Accumulation)	1,095.88
	22/04/2022	24200/MAJENN00001A	(Contributions) Ma, Jennifer - Accumulation (Accumulation)	158.06
	22/04/2022	24200/MAJENN00001A	(Contributions) Ma, Jennifer - Accumulation (Accumulation)	1,923.08
	09/05/2022	24200/MAJENN00001A	(Contributions) Ma, Jennifer - Accumulation (Accumulation)	204.57
	11/05/2022	24200/LOVRIC00001A	(Contributions) Lovell, Richard - Accumulation (Accumulation)	1,095.88
	13/05/2022	24200/MAJENN00001A	(Contributions) Ma, Jennifer - Accumulation (Accumulation)	105.37
	16/05/2022	24200/MAJENN00001A	(Contributions) Ma, Jennifer - Accumulation (Accumulation)	1,923.08
	24/05/2022	24200/MAJENN00001A	(Contributions) Ma, Jennifer - Accumulation (Accumulation)	78.32

Hong John Super Fund

Tax Reconciliation Report

For the year ended 30 June 2022

Tax Return Label	Date	Account Code	Account Name	Amount \$
R1 - Assessable employer contributions				
	07/06/2022	24200/MAJENN00001A	(Contributions) Ma, Jennifer - Accumulation (Accumulation)	409.14
	10/06/2022	24200/LOVRIC00001A	(Contributions) Lovell, Richard - Accumulation (Accumulation)	1,697.24
	10/06/2022	24200/MAJENN00001A	(Contributions) Ma, Jennifer - Accumulation (Accumulation)	105.37
	14/06/2022	24200/MAJENN00001A	(Contributions) Ma, Jennifer - Accumulation (Accumulation)	1,923.08
	27/06/2022	24200/MAJENN00001A	(Contributions) Ma, Jennifer - Accumulation (Accumulation)	165.60
	27/06/2022	24200/MAJENN00001A	(Contributions) Ma, Jennifer - Accumulation (Accumulation)	165.60
Sub-Total				46,964.67
Ignore Cents				0.67
Total				46,964.00
R - Assessable contributions (R1 plus R2 plus R3 less R6)				
			Assessable employer contributions	46,964.67
Sub-Total				46,964.67
Ignore Cents				0.67
Total				46,964.00
W - GROSS INCOME (Sum of labels A to U)				
				137,772.00
Sub-Total				137,772.00
Ignore Cents				0.00
Total				137,772.00
V - TOTAL ASSESSABLE INCOME (W less Y)				
				137,772.00
Sub-Total				137,772.00
Ignore Cents				0.00
Total				137,772.00
H1 - Expenses - SMSF auditor fee				
	30/06/2022	30700	Auditor's Remuneration	770.00
Sub-Total				770.00
Ignore Cents				0.00
Total				770.00
J1 - Expenses - Management and administration expenses				
	30/06/2022	30100	Accountancy Fees	1,980.00
Sub-Total				1,980.00
Ignore Cents				0.00
Total				1,980.00
N - TOTAL DEDUCTIONS				
				2,750.00

Hong John Super Fund

Tax Reconciliation Report

For the year ended 30 June 2022

Tax Return Label	Date	Account Code	Account Name	Amount	\$
N - TOTAL DEDUCTIONS					
Sub-Total				2,750.00	
Ignore Cents				0.00	
Total				2,750.00	
O - TAXABLE INCOME OR LOSS					
				135,022.00	
Sub-Total				135,022.00	
Ignore Cents				0.00	
Total				135,022.00	
Z - TOTAL SMSF EXPENSES					
				2,750.00	
Sub-Total				2,750.00	
Ignore Cents				0.00	
Total				2,750.00	
A - Taxable income					
				135,022.00	
Sub-Total				135,022.00	
Ignore Cents				0.00	
Total				135,022.00	
T1 - Tax on taxable income					
				20,253.30	
Sub-Total				20,253.30	
Ignore Cents				0.00	
Total				20,253.30	
B - Gross Tax					
				20,253.30	
Sub-Total				20,253.30	
Ignore Cents				0.00	
Total				20,253.30	
C1 - Foreign income tax offset					
	10/11/2021	23800/SPY.AX	Spdr S&p 500 Etf	56.81	
	14/02/2022	23800/SPY.AX	Spdr S&p 500 Etf	67.72	
	12/05/2022	23800/SPY.AX	Spdr S&p 500 Etf	56.73	
Sub-Total				181.26	
Ignore Cents				0.00	
Total				181.26	
C - Non-refundable non-carry forward tax offsets					
				181.26	
Sub-Total				181.26	
Ignore Cents				0.00	
Total				181.26	

Hong John Super Fund

Tax Reconciliation Report

For the year ended 30 June 2022

Tax Return Label	Date	Account Code	Account Name	Amount \$
T2 - SUBTOTAL				
				20,072.04
Sub-Total				20,072.04
Ignore Cents				0.00
Total				20,072.04
T3 - SUBTOTAL 2				
				20,072.04
Sub-Total				20,072.04
Ignore Cents				0.00
Total				20,072.04
E1 - Complying fund's franking credits tax offset				
	02/07/2021	23900/MQG.AX	Macquarie Group Limited	103.37
	02/07/2021	23900/NAB.AX	National Australia Bank Limited	69.43
	21/09/2021	23900/STO.AX	Santos Limited	80.79
	22/09/2021	23900/AZJ.AX	Aurizon Holdings Limited	76.89
	23/09/2021	23900/TLS.AX	Telstra Corporation Limited.	102.86
	14/12/2021	23900/MQG.AX	Macquarie Group Limited	41.97
Sub-Total				475.31
Ignore Cents				0.00
Total				475.31
E - Refundable tax offsets				
				475.31
Sub-Total				475.31
Ignore Cents				0.00
Total				475.31
T5 - TAX PAYABLE				
				19,596.73
Sub-Total				19,596.73
Ignore Cents				0.00
Total				19,596.73
K - PAYG instalments raised				
	30/06/2022	85000	Income Tax Payable/Refundable	2,152.00
Sub-Total				2,152.00
Ignore Cents				0.00
Total				2,152.00
L - Supervisory levy				
				259.00
Sub-Total				259.00
Ignore Cents				0.00
Total				259.00
S - AMOUNT DUE OR REFUNDABLE				

Hong John Super Fund

Tax Reconciliation Report

For the year ended 30 June 2022

Tax Return Label	Date	Account Code	Account Name	Amount \$
S - AMOUNT DUE OR REFUNDABLE				
				17,703.73
Sub-Total				17,703.73
Ignore Cents				0.00
Total				17,703.73



Agent PDK FINANCIAL SYNERGY PTY LTD
Client THE TRUSTEE FOR HONG JOHN SUPER FUND
ABN 19 270 598 586
TFN 924 452 018

Activity statement 001

Tax type summary

Income tax year	2022
Period	01 July 2021 - 30 June 2022
Type	Pay as you go Instalments
Balance	\$2,152.00 DR

Transactions

Processed date	Effective date	Description	Debit (DR)	Credit (CR)	Balance
31/10/2021	28/10/2021	Original Activity Statement for the period ending 30 Sep 21 - PAYG Instalments	\$538.00		\$538.00 DR
07/03/2022	28/02/2022	Original Activity Statement for the period ending 31 Dec 21 - PAYG Instalments	\$538.00		\$1,076.00 DR
01/05/2022	28/04/2022	Original Activity Statement for the period ending 31 Mar 22 - PAYG Instalments	\$538.00		\$1,614.00 DR
31/07/2022	28/07/2022	Original Activity Statement for the period ending 30 Jun 22 - PAYG Instalments	\$538.00		\$2,152.00 DR



Australian Government
Australian Taxation Office

Agent PDK FINANCIAL SYNERGY PTY LTD
Client THE TRUSTEE FOR HONG JOHN SUPER FUND
ABN 19 270 598 586
TFN 924 452 018

Income tax 551

Date generated	06 June 2023
Overdue	\$0.00
Not yet due	\$0.00
Balance	\$0.00

Transactions

4 results found - from **06 June 2021** to **06 June 2023** sorted by **processed date** ordered **newest to oldest**

Processed date	Effective date	Description	Debit (DR)	Credit (CR)	Balance
23 Aug 2022	23 Aug 2022	General interest charge			\$0.00
23 Aug 2022	22 Aug 2022	Payment received		\$4,899.55	\$0.00
1 Aug 2022	1 Jul 2022	General interest charge			\$4,899.55 DR
14 Jul 2022	14 Jun 2022	Tax return Self Man Superfund - Income Tax for the period from 01 Jul 20 to 30 Jun 21	\$4,899.55		\$4,899.55 DR

86000 - PAYG Payable

2022 Financial Year

Preparer Kelly Fu

Reviewer Kelly Fu

Status Completed

Account Code	Description	CY Balance	LY Balance	Change
86000	PAYG Payable	(\$2,152.00)		100%
TOTAL		CY Balance	LY Balance	
		(\$2,152.00)		

Supporting Documents

- 86000 - ATO ICA 2022.pdf

Standard Checklist

- Attach copy of PAYG Payment Summary
- Confirm Transactions in ATO Portal



Activity statement 001

Date generated	06 June 2023
Overdue	\$6,477.00 DR
Not yet due	\$0.00
Balance	\$6,477.00 DR

Transactions

11 results found - from **06 June 2021** to **01 October 2022** sorted by **processed date** ordered **newest to oldest**

Processed date	Effective date	Description	Debit (DR)	Credit (CR)	Balance
23 Aug 2022	23 Aug 2022	General interest charge			\$0.00
23 Aug 2022	22 Aug 2022	Payment received		\$2,152.00	\$0.00
1 Aug 2022	1 Aug 2022	General interest charge			\$2,152.00 DR
31 Jul 2022	28 Jul 2022	Original Activity Statement for the period ending 30 Jun 22 - PAYG Instalments	\$538.00		\$2,152.00 DR
2 May 2022	2 May 2022	General interest charge			\$1,614.00 DR
1 May 2022	28 Apr 2022	Original Activity Statement for the period ending 31 Mar 22 - PAYG Instalments	\$538.00		\$1,614.00 DR
1 Apr 2022	1 Mar 2022	General interest charge			\$1,076.00 DR
7 Mar 2022	28 Feb 2022	Original Activity Statement for the period ending 31 Dec 21 - PAYG Instalments	\$538.00		\$1,076.00 DR
1 Nov 2021	1 Nov 2021	General interest charge			\$538.00 DR
31 Oct 2021	28 Oct 2021	Original Activity Statement for the period ending 30 Sep 21 - PAYG Instalments	\$538.00		\$538.00 DR
1 Aug 2021	28 Jul 2021	Original Activity Statement for the period ending 30 Jun 21		\$0.00	\$0.00

88000 - Sundry Creditors

2022 Financial Year

Preparer Kelly Fu

Reviewer Kelly Fu

Status Completed

Account Code	Description	CY Balance	LY Balance	Change
88000	Sundry Creditors	(\$2,750.00)		100%
TOTAL		CY Balance	LY Balance	
		(\$2,750.00)		

Supporting Documents

○ General Ledger [Report](#)

Standard Checklist

Attach all source documentation and confirmations of Liability

Hong John Super Fund General Ledger

As at 30 June 2022

Transaction Date	Description	Units	Debit	Credit	Balance \$
Sundry Creditors (88000)					
Sundry Creditors (88000)					
30/06/2022	Accounting fee and auditing fee paid on 9.9.2022			1,980.00	1,980.00 CR
30/06/2022	Accounting fee and auditing fee paid on 9.9.2022			770.00	2,750.00 CR
				2,750.00	2,750.00 CR

Total Debits: 0.00

Total Credits: 2,750.00

89000 - Deferred Tax Liability/Asset

2022 Financial Year

Preparer Kelly Fu

Reviewer Kelly Fu

Status Rework Required

Account Code	Description	CY Balance	LY Balance	Change
89000	Deferred Tax Liability/Asset	\$2,433.01	(\$22,889.65)	(110.63)%
TOTAL		CY Balance	LY Balance	
		\$2,433.01	(\$22,889.65)	

Supporting Documents

- Deferred Tax Reconciliation Report [Report](#)

Standard Checklist

- Attach copy of Deferred Tax Reconciliation Report

Hong John Super Fund

Deferred Tax Reconciliation

For The Period 01 July 2021 - 30 June 2022

Investment Code	Investment Name	Revaluation/Tax Deferred	Permanent Difference (Non-Assessable)	Temporary Difference (Assessable)	Temporary Difference (Accumulation Portion)
Revaluations					
OSH.AX	Oil Search Limited	3,060.00	1,020.00	2,040.00	2,040.00
CSL.AX	CSL Limited	(8,848.80)	(2,949.60)	(5,899.20)	(5,899.20)
TLS.AX	Telstra Corporation Limited.	2,291.85	763.95	1,527.90	1,527.90
Z1P.AX	Zip Co Limited.	(83,405.97)	(27,801.99)	(55,603.98)	(55,603.98)
DRR.AX	Deterra Royalties Limited	(610.41)	(203.47)	(406.94)	(406.94)
AZJ.AX	Aurizon Holdings Limited	2,260.40	753.47	1,506.93	1,506.93
HJSF_VSUT	Vs Unit Trust	(86,000.00)	(28,666.67)	(57,333.33)	(57,333.33)
AHY.AX	Asaleo Care Limited	2,215.73	738.58	1,477.15	1,477.15
MQG.AX	Macquarie Group Limited	(5,601.32)	(1,867.10)	(3,734.22)	(3,734.22)
NAB.AX	National Australia Bank Limited	1,272.13	424.04	848.09	848.09
ALI.AX	Argo Global Ltd	(2,020.00)	(673.33)	(1,346.67)	(1,346.67)
PTX.AX	Prescient Therapeutics Limited	(4,787.07)	(1,595.69)	(3,191.38)	(3,191.38)
RAP.AX	Resapp Health Limited	2,709.00	903.00	1,806.00	1,806.00
COE.AX	Cooper Energy Limited	1,200.00	400.00	800.00	800.00
VUK.AX	Virgin Money Uk Plc	719.21	239.74	479.47	479.47
WES.AX	Wesfarmers Limited	(6,162.30)	(2,054.10)	(4,108.20)	(4,108.20)
AMC.AX	Ancor Limited	(1,136.74)	(378.91)	(757.83)	(757.83)
HJSF-IPDATA	ipData Holdings Pty Ltd	9,592.15	3,197.38	6,394.77	6,394.77
VGS.AX	Vanguard Msci Index International Shares Etf	(10,541.66)	(3,513.89)	(7,027.77)	(7,027.77)
STO.AX	Santos Limited	(7,812.77)	(2,604.26)	(5,208.51)	(5,208.51)

Hong John Super Fund

Deferred Tax Reconciliation

For The Period 01 July 2021 - 30 June 2022

Investment Code	Investment Name	Revaluation/Tax Deferred	Permanent Difference (Non-Assessable)	Temporary Difference (Assessable)	Temporary Difference (Accumulation Portion)
WPL.AX	Woodside Petroleum Ltd	3,487.00	1,162.33	2,324.67	2,324.67
VAP.AX	Vanguard Australian Property Securities Index Etf	(921.25)	(307.08)	(614.17)	(614.17)
ZIP.AX	ZIP Co Limited..	(4,400.46)	(1,466.82)	(2,933.64)	(2,933.64)
ALX.AX	Atlas Arteria	(7,183.83)	(2,394.61)	(4,789.22)	(4,789.22)
SPY.AX	Spdr S&p 500 Etf	(30,007.02)	(10,002.34)	(20,004.68)	(20,004.68)
ILU.AX	Iluka Resources Limited	(2,523.29)	(841.10)	(1,682.19)	(1,682.19)
PNV.AX	Polynovo Limited	(44,054.30)	(14,684.76)	(29,369.54)	(29,369.54)
WBC.AX	Westpac Banking Corporation	1,771.00	590.33	1,180.67	1,180.67
		(275,438.72)	(91,812.90)	(183,625.82)	(183,625.82)
Tax Deferred Distributions					
VAP.AX	Vanguard Australian Property Securities Index Etf	3.32	0.00	3.32	3.32
VGS.AX	Vanguard Msci Index International Shares Etf	61.13	0.00	61.13	61.13
VGS.AX	Vanguard Msci Index International Shares Etf	75.24	0.00	75.24	75.24
VGS.AX	Vanguard Msci Index International Shares Etf	155.18	0.00	155.18	155.18
		294.86	0.00	294.86	294.86
Total		(275,143.86)	(91,812.90)	(183,330.96)	(183,330.96)

Deferred Tax Liability (Asset) Summary

Opening Balance	22,889.65
Current Year Transactions	(27,499.64)
Total Capital Losses	0.00
Total Tax Losses	0.00
Deferred Tax WriteBacks/Adjustment	0.00
Capital Loss carried forward recouped	2,176.98
Tax Loss carried forward recouped	0.00
Deferred Tax report rounding	0.01
Closing Balance	<hr/> (2,433.01) <hr/>

A - Financial Statements

2022 Financial Year

Preparer Kelly Fu

Reviewer Kelly Fu

Status N/A - Not Applicable

Supporting Documents

No supporting documents

Standard Checklist

- Attach copy of Financial Statements
- Attach copy of SMSF Annual Return

B - Permanent Documents

2022 Financial Year

Preparer Kelly Fu

Reviewer Kelly Fu

Status N/A - Not Applicable

Supporting Documents

- Fund Summary Report Report

Standard Checklist

- Attach latest copy of ASIC annual company statement (if corporate trustee)
- Ensure latest copies of ATO Trustee Declarations and ATO confirmation that the fund is a regulated fund is attached.
- Ensure latest copies of trustee consents, member consents and registers are attached
- Ensure latest copy of trust deed (including amendments) are attached
- Use [Australian Business Register](#) to ensure details are correct
- Use [Super Fund Lookup](#) to check the eligibility to receive rollovers and contributions

Hong John Super Fund

Fund Summary Report

As at 30 June 2022

Fund Details

Date Formed: 19/02/2011
Tax File Number: Provided
ABN: 19270598586

Period: 01/07/2021 - 30/06/2022
Fund Type: SMSF
GST Registered: No

Postal Address:

2 Bloomsbury Street
Goodwood, South Australia 5034

Physical Address:

2 Bloomsbury Street
Goodwood, South Australia 5034

Members

Number of Members: 2

Name	Age	Member Accounts	Pension Accounts	Tax File Number	Beneficiary Details
Lovell, Richard	44	1	0	Provided	Not Provided
Ma, Jennifer	44	1	0	Provided	Not Provided

Fund Relationships

Relationship Type	Contact
Auditor	Boys, Anthony William
Fund Contact	Lovell, Richard
Tax Agent	PDK Financial Synergy Pty Ltd
Trustee	Lovell, Richard
Trustee	Ma, Jennifer

C - Other Documents

2022 Financial Year

Preparer Kelly Fu

Reviewer Kelly Fu

Status N/A - Not Applicable

Supporting Documents

No supporting documents

Standard Checklist

- Attach copy of any SOAs issued during the Financial Year
- Attach copy of Investment Strategy
- Attach signed Engagement Letter
- Attach signed Trustee Representation Letter
- Attach Trustee Minutes prepared during the year

D - Pension Documentation

2022 Financial Year

Preparer Kelly Fu

Reviewer Kelly Fu

Status N/A - Not Applicable

Supporting Documents

- Transfer Balance Account Summary [Report](#)

Standard Checklist

- Attach Actuarial Certificate
- Attach documentation supporting any pensions commenced during the financial year
- Attach documentation supporting any pensions commuted during the financial year
- Ensure correct Transfer Balance Account Reports have been lodged with the ATO

Hong John Super Fund

Transfer Balance Account Summary

For The Period 01 July 2021 - 30 June 2022

Member	Pension Type	Date	Lodgment Date	Transaction Type	Event Type	Debit	Credit	Balance	Cap Limit	Remaining Cap
--------	--------------	------	---------------	------------------	------------	-------	--------	---------	-----------	---------------

Jennifer Ma

Richard Lovell

E - Estate Planning

2022 Financial Year

Preparer Kelly Fu

Reviewer Kelly Fu

Status N/A - Not Applicable

Supporting Documents

No supporting documents

Standard Checklist

- Attach Death Benefit Nominations (if applicable)
- Attach Life Insurance Policies (if applicable)
- Attach Reversionary Pension documentation (if applicable)
- Attach SMSF Will (if applicable)
- Review current Estate planning to ensure it matches wishes of members