


# Financial Year Summary


1 JULY 2022 - 30 JUNE 2023



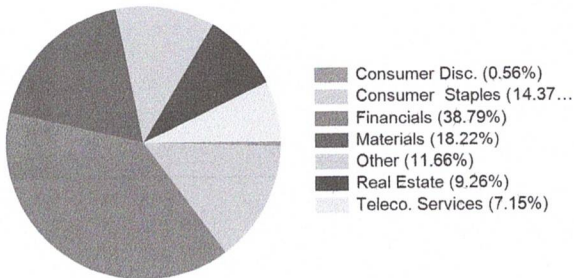
| Portfolio Valuation          | Account Number | Account Name                     | Value as at 30 June 2023 |
|------------------------------|----------------|----------------------------------|--------------------------|
| Shares                       | 3436929        | KERGAR PTY LTD <WOOD FAM SF A/C> | \$2,111,282.50           |
| CDIA                         | 23828032       | KERGAR PTY LTD <WOOD FAM SF A/C> | \$131,154.72             |
| <b>TOTAL PORTFOLIO VALUE</b> |                |                                  | <b>\$2,242,437.22</b>    |

## Allocation as at 30 June 2023

### Shares in your portfolio



### Sectors in your portfolio



## Estimated Interest & Dividends 2022-2023 Financial Year


|                                                      |                     |
|------------------------------------------------------|---------------------|
| Est. Franked Dividends                               | \$90,871.24         |
| Est. Unfranked Dividends                             | \$19,618.65         |
| Est. Franking Credits                                | \$38,944.78         |
| Est. Interest Received from Interest Rate Securities | \$0.00              |
| Interest Received from Cash Account(s)               | \$2,214.04          |
| <b>TOTAL INCOME</b>                                  | <b>\$112,703.93</b> |

## Fees & Charges 2022-2023 Financial Year

|                                 |                |
|---------------------------------|----------------|
| Total Brokerage (inc. GST)      | \$19.95        |
| Total Subscriptions (inc. GST)  | \$0.00         |
| Other Fees (inc. GST)           | \$0.00         |
| <b>TOTAL FEES &amp; CHARGES</b> | <b>\$19.95</b> |

# Portfolio Valuation

30 JUNE 2023



SHARES - 3436929 - HIN 88152573


KERGAR PTY LTD <WOOD FAM SF A/C>

| Portfolio                                                                 | Units  | Unit Price       | Portfolio Value       | % of Portfolio |
|---------------------------------------------------------------------------|--------|------------------|-----------------------|----------------|
| AMC - AMCOR PLC CDI 1:1 (CDI 1:1 FOREIGN EXEMPT NYSE)                     | 10,388 | \$14.8600        | \$154,365.68          | 6.88%          |
| ANZ - ANZ GROUP HOLDINGS FPO (ORDINARY FULLY PAID)                        | 9,260  | \$23.7100        | \$219,554.60          | 9.79%          |
| BEN - BENDIGO AND ADELAIDE FPO (ORDINARY FULLY PAID)                      | 5,995  | \$8.5900         | \$51,497.05           | 2.30%          |
| BHP - BHP GROUP LIMITED FPO (ORDINARY FULLY PAID)                         | 2,397  | \$44.9900        | \$107,841.03          | 4.81%          |
| BLD - BORAL LIMITED, FPO (ORDINARY FULLY PAID)                            | 7,300  | \$4.0300         | \$29,419.00           | 1.31%          |
| CBA - COMMONWEALTH BANK, FPO (ORDINARY FULLY PAID)                        | 1,200  | \$100.2700       | \$120,324.00          | 5.37%          |
| COL - COLES GROUP FPO (ORDINARY FULLY PAID)                               | 4,940  | \$18.4200        | \$90,994.80           | 4.06%          |
| EDV - ENDEAVOUR FPO (ORDINARY FULLY PAID)                                 | 1,500  | \$6.3100         | \$9,465.00            | 0.42%          |
| IAG - INSURANCE AUSTRALIA FPO (ORDINARY FULLY PAID)                       | 9,486  | \$5.7000         | \$54,070.20           | 2.41%          |
| MGR - MIRVAC GROUP STAPLED (FULLY PAID ORDINARY/UNITS STAPLED SECURITIES) | 65,421 | \$2.2600         | \$147,851.46          | 6.59%          |
| NAB - NATIONAL AUST. BANK FPO (ORDINARY FULLY PAID)                       | 6,580  | \$26.3700        | \$173,514.60          | 7.74%          |
| NEC - NINE ENTERTAINMENT FPO (ORDINARY FULLY PAID)                        | 3,772  | \$1.9650         | \$7,411.98            | 0.33%          |
| ORA - ORORA LIMITED FPO (ORDINARY FULLY PAID)                             | 9,971  | \$3.2900         | \$32,804.59           | 1.46%          |
| RIO - RIO TINTO LIMITED FPO (ORDINARY FULLY PAID)                         | 525    | \$114.6900       | \$60,212.25           | 2.69%          |
| SGP - STOCKLAND STAPLED (FULLY PAID ORDINARY/UNITS STAPLED SECURITIES)    | 11,820 | \$4.0300         | \$47,634.60           | 2.12%          |
| SUN - SUNCORP GROUP LTD FPO (ORDINARY FULLY PAID)                         | 6,616  | \$13.4900        | \$89,249.84           | 3.98%          |
| TAH - TABCORP HOLDINGS LTD FPO (ORDINARY FULLY PAID)                      | 3,923  | \$1.1100         | \$4,354.53            | 0.19%          |
| TLC - THE LOTTERY CORP FPO (ORDINARY FULLY PAID)                          | 3,923  | \$5.1300         | \$20,124.99           | 0.90%          |
| TLS - TELSTRA GROUP FPO (ORDINARY FULLY PAID)                             | 35,100 | \$4.3000         | \$150,930.00          | 6.73%          |
| WBC - WESTPAC BANKING CORP FPO (ORDINARY FULLY PAID)                      | 5,187  | \$21.3400        | \$110,690.58          | 4.94%          |
| WDS - WOODSIDE ENERGY FPO (ORDINARY FULLY PAID)                           | 3,648  | \$34.4400        | \$125,637.12          | 5.60%          |
| WES - WESFARMERS LIMITED FPO (ORDINARY FULLY PAID)                        | 4,940  | \$49.3400        | \$243,739.60          | 10.87%         |
| WOW - WOOLWORTHS GROUP LTD FPO (ORDINARY FULLY PAID)                      | 1,500  | \$39.7300        | \$59,595.00           | 2.66%          |
|                                                                           |        | <b>Sub Total</b> | <b>\$2,111,282.50</b> | <b>94.15%</b>  |

| Cash Accounts         | Portfolio Value | % of Portfolio        |
|-----------------------|-----------------|-----------------------|
| CDIA - 06716723828032 | \$131,154.72    | 5.85%                 |
|                       | <b>TOTAL</b>    | <b>\$2,242,437.22</b> |
|                       |                 | <b>100.00%</b>        |

# Transaction Summary

1 JULY 2022 - 30 JUNE 2023



KERGAR PTY LTD <WOOD FAM SF A/C>

| Total Buys and Sells               | 2022 - 2023 Financial Year |
|------------------------------------|----------------------------|
| Total Buys (inc. Brokerage + GST)  | \$0.00                     |
| Total Sells (inc. Brokerage + GST) | \$2,328.45                 |

SHARES - 3436929 - HIN 88152573

## ANZR - ANZ BANKING GRP LTD RTSFORUSD (RIGHTS-APPCLOSE 15AUG2022 US PROHIBITED DEFERRED)

| Date        | Type | Quantity | Unit Price | Trade Value      | Brokerage+GST  | GST           | CNote     | Total Value        |
|-------------|------|----------|------------|------------------|----------------|---------------|-----------|--------------------|
| 28-Jul-2022 | Sell | -618     | \$3.8000   | -\$2,348.40      | \$19.95        | \$1.81        | 135582189 | -\$2,328.45        |
|             |      |          |            | <b>Sub Total</b> | <b>\$19.95</b> | <b>\$1.81</b> |           | <b>-\$2,328.45</b> |

# Interest & Estimated Dividend Summary

1 JULY 2022 - 30 JUNE 2023



SHARES - 3436929 - HIN 88152573

KERGAR PTY LTD <WOOD FAM SF A/C>

## ESTIMATED DIVIDEND SUMMARY

### AMC - AMCOR PLC CDI 1:1 (CDI 1:1 FOREIGN EXEMPT NYSE)

| Ex-div date      | Payment Date | Type    | Dividend per share | Units  | Est. Unfranked Amount | Est. Franked Amount | Est. Total Dividend | Est. Franking Credit |
|------------------|--------------|---------|--------------------|--------|-----------------------|---------------------|---------------------|----------------------|
| 23-May-2023      | 20-Jun-2023  | Interim | \$0.1843           | 10,388 | \$1,914.51            | \$0.00              | \$1,914.51          | \$0.00               |
| 28-Feb-2023      | 21-Mar-2023  | Interim | \$0.1730           | 10,388 | \$1,797.12            | \$0.00              | \$1,797.12          | \$0.00               |
| 22-Nov-2022      | 13-Dec-2022  | Interim | \$0.1944           | 10,388 | \$2,019.43            | \$0.00              | \$2,019.43          | \$0.00               |
| 07-Sep-2022      | 28-Sep-2022  | Final   | \$0.1726           | 10,388 | \$1,792.97            | \$0.00              | \$1,792.97          | \$0.00               |
| <b>Sub Total</b> |              |         |                    |        | <b>\$7,524.03</b>     | <b>\$0.00</b>       | <b>\$7,524.03</b>   | <b>\$0.00</b>        |

### ANZ - ANZ GROUP HOLDINGS FPO (ORDINARY FULLY PAID)

| Ex-div date      | Payment Date | Type    | Dividend per share | Units | Est. Unfranked Amount | Est. Franked Amount | Est. Total Dividend | Est. Franking Credit |
|------------------|--------------|---------|--------------------|-------|-----------------------|---------------------|---------------------|----------------------|
| 07-Nov-2022      | 15-Dec-2022  | Final   | \$0.7400           | 9,260 | \$0.00                | \$6,852.40          | \$6,852.40          | \$2,936.74           |
| 09-May-2022      | 01-Jul-2022  | Interim | \$0.7200           | 9,260 | \$0.00                | \$6,667.20          | \$6,667.20          | \$2,857.37           |
| <b>Sub Total</b> |              |         |                    |       | <b>\$0.00</b>         | <b>\$13,519.60</b>  | <b>\$13,519.60</b>  | <b>\$5,794.11</b>    |

### BEN - BENDIGO AND ADELAIDE FPO (ORDINARY FULLY PAID)

| Ex-div date      | Payment Date | Type    | Dividend per share | Units | Est. Unfranked Amount | Est. Franked Amount | Est. Total Dividend | Est. Franking Credit |
|------------------|--------------|---------|--------------------|-------|-----------------------|---------------------|---------------------|----------------------|
| 06-Mar-2023      | 31-Mar-2023  | Interim | \$0.2900           | 5,995 | \$0.00                | \$1,738.55          | \$1,738.55          | \$745.09             |
| 05-Sep-2022      | 29-Sep-2022  | Final   | \$0.2650           | 5,995 | \$0.00                | \$1,588.68          | \$1,588.68          | \$680.86             |
| <b>Sub Total</b> |              |         |                    |       | <b>\$0.00</b>         | <b>\$3,327.23</b>   | <b>\$3,327.23</b>   | <b>\$1,425.95</b>    |

### BHP - BHP GROUP LIMITED FPO (ORDINARY FULLY PAID)

| Ex-div date      | Payment Date | Type    | Dividend per share | Units | Est. Unfranked Amount | Est. Franked Amount | Est. Total Dividend | Est. Franking Credit |
|------------------|--------------|---------|--------------------|-------|-----------------------|---------------------|---------------------|----------------------|
| 09-Mar-2023      | 30-Mar-2023  | Interim | \$1.3636           | 2,397 | \$0.00                | \$3,268.64          | \$3,268.64          | \$1,400.84           |
| 01-Sep-2022      | 22-Sep-2022  | Final   | \$2.5518           | 2,397 | \$0.00                | \$6,116.76          | \$6,116.76          | \$2,621.47           |
| <b>Sub Total</b> |              |         |                    |       | <b>\$0.00</b>         | <b>\$9,385.40</b>   | <b>\$9,385.40</b>   | <b>\$4,022.31</b>    |

### CBA - COMMONWEALTH BANK. FPO (ORDINARY FULLY PAID)

| Ex-div date      | Payment Date | Type    | Dividend per share | Units | Est. Unfranked Amount | Est. Franked Amount | Est. Total Dividend | Est. Franking Credit |
|------------------|--------------|---------|--------------------|-------|-----------------------|---------------------|---------------------|----------------------|
| 22-Feb-2023      | 30-Mar-2023  | Interim | \$2.1000           | 1,200 | \$0.00                | \$2,520.00          | \$2,520.00          | \$1,080.00           |
| 17-Aug-2022      | 29-Sep-2022  | Final   | \$2.1000           | 1,200 | \$0.00                | \$2,520.00          | \$2,520.00          | \$1,080.00           |
| <b>Sub Total</b> |              |         |                    |       | <b>\$0.00</b>         | <b>\$5,040.00</b>   | <b>\$5,040.00</b>   | <b>\$2,160.00</b>    |

# Interest & Estimated Dividend Summary

1 JULY 2022 - 30 JUNE 2023



## COL - COLES GROUP FPO (ORDINARY FULLY PAID)

| Ex-div date      | Payment Date | Type    | Dividend per share | Units | Est. Unfranked Amount | Est. Franked Amount | Est. Total Dividend | Est. Franking Credit |
|------------------|--------------|---------|--------------------|-------|-----------------------|---------------------|---------------------|----------------------|
| 02-Mar-2023      | 30-Mar-2023  | Interim | \$0.3600           | 4,940 | \$0.00                | \$1,778.40          | \$1,778.40          | \$762.17             |
| 02-Sep-2022      | 28-Sep-2022  | Final   | \$0.3000           | 4,940 | \$0.00                | \$1,482.00          | \$1,482.00          | \$635.14             |
| <b>Sub Total</b> |              |         |                    |       | <b>\$0.00</b>         | <b>\$3,260.40</b>   | <b>\$3,260.40</b>   | <b>\$1,397.31</b>    |

## EDV - ENDEAVOUR FPO (ORDINARY FULLY PAID)

| Ex-div date      | Payment Date | Type    | Dividend per share | Units | Est. Unfranked Amount | Est. Franked Amount | Est. Total Dividend | Est. Franking Credit |
|------------------|--------------|---------|--------------------|-------|-----------------------|---------------------|---------------------|----------------------|
| 21-Feb-2023      | 20-Mar-2023  | Interim | \$0.1430           | 1,500 | \$0.00                | \$214.50            | \$214.50            | \$91.93              |
| 31-Aug-2022      | 16-Sep-2022  | Final   | \$0.0770           | 1,500 | \$0.00                | \$115.50            | \$115.50            | \$49.50              |
| <b>Sub Total</b> |              |         |                    |       | <b>\$0.00</b>         | <b>\$330.00</b>     | <b>\$330.00</b>     | <b>\$141.43</b>      |

## IAG - INSURANCE AUSTRALIA FPO (ORDINARY FULLY PAID)

| Ex-div date      | Payment Date | Type    | Dividend per share | Units | Est. Unfranked Amount | Est. Franked Amount | Est. Total Dividend | Est. Franking Credit |
|------------------|--------------|---------|--------------------|-------|-----------------------|---------------------|---------------------|----------------------|
| 16-Feb-2023      | 23-Mar-2023  | Interim | \$0.0600           | 9,486 | \$398.41              | \$170.75            | \$569.16            | \$73.18              |
| 18-Aug-2022      | 22-Sep-2022  | Final   | \$0.0500           | 9,486 | \$142.29              | \$332.01            | \$474.30            | \$142.29             |
| <b>Sub Total</b> |              |         |                    |       | <b>\$540.70</b>       | <b>\$502.76</b>     | <b>\$1,043.46</b>   | <b>\$215.47</b>      |

## MGR - MIRVAC GROUP STAPLED (FULLY PAID ORDINARY/UNITS STAPLED SECURITIES)

| Ex-div date      | Payment Date | Type    | Dividend per share | Units  | Est. Unfranked Amount | Est. Franked Amount | Est. Total Dividend | Est. Franking Credit |
|------------------|--------------|---------|--------------------|--------|-----------------------|---------------------|---------------------|----------------------|
| 29-Dec-2022      | 28-Feb-2023  | Interim | \$0.0520           | 65,421 | \$3,401.89            | \$0.00              | \$3,401.89          | \$0.00               |
| 29-Jun-2022      | 31-Aug-2022  | Final   | \$0.0510           | 65,421 | \$3,336.47            | \$0.00              | \$3,336.47          | \$0.00               |
| <b>Sub Total</b> |              |         |                    |        | <b>\$6,738.36</b>     | <b>\$0.00</b>       | <b>\$6,738.36</b>   | <b>\$0.00</b>        |

## NAB - NATIONAL AUST. BANK FPO (ORDINARY FULLY PAID)


| Ex-div date      | Payment Date | Type    | Dividend per share | Units | Est. Unfranked Amount | Est. Franked Amount | Est. Total Dividend | Est. Franking Credit |
|------------------|--------------|---------|--------------------|-------|-----------------------|---------------------|---------------------|----------------------|
| 15-Nov-2022      | 14-Dec-2022  | Final   | \$0.7800           | 6,580 | \$0.00                | \$5,132.40          | \$5,132.40          | \$2,199.60           |
| 11-May-2022      | 05-Jul-2022  | Interim | \$0.7300           | 6,580 | \$0.00                | \$4,803.40          | \$4,803.40          | \$2,058.60           |
| <b>Sub Total</b> |              |         |                    |       | <b>\$0.00</b>         | <b>\$9,935.80</b>   | <b>\$9,935.80</b>   | <b>\$4,258.20</b>    |

## NEC - NINE ENTERTAINMENT FPO (ORDINARY FULLY PAID)

| Ex-div date      | Payment Date | Type    | Dividend per share | Units | Est. Unfranked Amount | Est. Franked Amount | Est. Total Dividend | Est. Franking Credit |
|------------------|--------------|---------|--------------------|-------|-----------------------|---------------------|---------------------|----------------------|
| 03-Mar-2023      | 20-Apr-2023  | Interim | \$0.0600           | 3,772 | \$0.00                | \$226.32            | \$226.32            | \$96.99              |
| 09-Sep-2022      | 20-Oct-2022  | Final   | \$0.0700           | 3,772 | \$0.00                | \$264.04            | \$264.04            | \$113.16             |
| <b>Sub Total</b> |              |         |                    |       | <b>\$0.00</b>         | <b>\$490.36</b>     | <b>\$490.36</b>     | <b>\$210.15</b>      |

# Interest & Estimated Dividend Summary

1 JULY 2022 - 30 JUNE 2023



## ORA - ORORA LIMITED FPO (ORDINARY FULLY PAID)

| Ex-div date      | Payment Date | Type    | Dividend per share | Units | Est. Unfranked Amount | Est. Franked Amount | Est. Total Dividend | Est. Franking Credit |
|------------------|--------------|---------|--------------------|-------|-----------------------|---------------------|---------------------|----------------------|
| 01-Mar-2023      | 12-Apr-2023  | Interim | \$0.0850           | 9,971 | \$847.54              | \$0.00              | \$847.54            | \$0.00               |
| 05-Sep-2022      | 10-Oct-2022  | Final   | \$0.0850           | 9,971 | \$847.54              | \$0.00              | \$847.54            | \$0.00               |
| <b>Sub Total</b> |              |         |                    |       | <b>\$1,695.08</b>     | <b>\$0.00</b>       | <b>\$1,695.08</b>   | <b>\$0.00</b>        |

## RIO - RIO TINTO LIMITED FPO (ORDINARY FULLY PAID)

| Ex-div date      | Payment Date | Type    | Dividend per share | Units | Est. Unfranked Amount | Est. Franked Amount | Est. Total Dividend | Est. Franking Credit |
|------------------|--------------|---------|--------------------|-------|-----------------------|---------------------|---------------------|----------------------|
| 09-Mar-2023      | 20-Apr-2023  | Final   | \$3.2649           | 525   | \$0.00                | \$1,714.07          | \$1,714.07          | \$734.60             |
| 11-Aug-2022      | 22-Sep-2022  | Interim | \$3.8370           | 525   | \$0.00                | \$2,014.43          | \$2,014.43          | \$863.33             |
| <b>Sub Total</b> |              |         |                    |       | <b>\$0.00</b>         | <b>\$3,728.50</b>   | <b>\$3,728.50</b>   | <b>\$1,597.93</b>    |

## SGP - STOCKLAND STAPLED (FULLY PAID ORDINARY/UNITS STAPLED SECURITIES)

| Ex-div date      | Payment Date | Type    | Dividend per share | Units  | Est. Unfranked Amount | Est. Franked Amount | Est. Total Dividend | Est. Franking Credit |
|------------------|--------------|---------|--------------------|--------|-----------------------|---------------------|---------------------|----------------------|
| 29-Dec-2022      | 28-Feb-2023  | Interim | \$0.1180           | 11,820 | \$1,394.76            | \$0.00              | \$1,394.76          | \$0.00               |
| 29-Jun-2022      | 31-Aug-2022  | Final   | \$0.1460           | 11,820 | \$1,725.72            | \$0.00              | \$1,725.72          | \$0.00               |
| <b>Sub Total</b> |              |         |                    |        | <b>\$3,120.48</b>     | <b>\$0.00</b>       | <b>\$3,120.48</b>   | <b>\$0.00</b>        |

## SUN - SUNCORP GROUP LTD FPO (ORDINARY FULLY PAID)

| Ex-div date      | Payment Date | Type    | Dividend per share | Units | Est. Unfranked Amount | Est. Franked Amount | Est. Total Dividend | Est. Franking Credit |
|------------------|--------------|---------|--------------------|-------|-----------------------|---------------------|---------------------|----------------------|
| 14-Feb-2023      | 31-Mar-2023  | Interim | \$0.3300           | 6,616 | \$0.00                | \$2,183.28          | \$2,183.28          | \$935.69             |
| 12-Aug-2022      | 21-Sep-2022  | Final   | \$0.1700           | 6,616 | \$0.00                | \$1,124.72          | \$1,124.72          | \$482.02             |
| <b>Sub Total</b> |              |         |                    |       | <b>\$0.00</b>         | <b>\$3,308.00</b>   | <b>\$3,308.00</b>   | <b>\$1,417.71</b>    |

## TAH - TABCORP HOLDINGS LTD FPO (ORDINARY FULLY PAID)


| Ex-div date      | Payment Date | Type    | Dividend per share | Units | Est. Unfranked Amount | Est. Franked Amount | Est. Total Dividend | Est. Franking Credit |
|------------------|--------------|---------|--------------------|-------|-----------------------|---------------------|---------------------|----------------------|
| 24-Feb-2023      | 21-Mar-2023  | Interim | \$0.0130           | 3,923 | \$0.00                | \$51.00             | \$51.00             | \$21.86              |
| 31-Aug-2022      | 23-Sep-2022  | Final   | \$0.0650           | 3,923 | \$0.00                | \$255.00            | \$255.00            | \$109.28             |
| <b>Sub Total</b> |              |         |                    |       | <b>\$0.00</b>         | <b>\$306.00</b>     | <b>\$306.00</b>     | <b>\$131.14</b>      |

## TLC - THE LOTTERY CORP FPO (ORDINARY FULLY PAID)

| Ex-div date      | Payment Date | Type    | Dividend per share | Units | Est. Unfranked Amount | Est. Franked Amount | Est. Total Dividend | Est. Franking Credit |
|------------------|--------------|---------|--------------------|-------|-----------------------|---------------------|---------------------|----------------------|
| 01-Mar-2023      | 23-Mar-2023  | Interim | \$0.0900           | 3,923 | \$0.00                | \$353.07            | \$353.07            | \$151.32             |
| <b>Sub Total</b> |              |         |                    |       | <b>\$0.00</b>         | <b>\$353.07</b>     | <b>\$353.07</b>     | <b>\$151.32</b>      |

# Interest & Estimated Dividend Summary

1 JULY 2022 - 30 JUNE 2023



| TLS - TELSTRA GROUP FPO (ORDINARY FULLY PAID) |              |         |                    |        |                       |                     |                     |                      |
|-----------------------------------------------|--------------|---------|--------------------|--------|-----------------------|---------------------|---------------------|----------------------|
| Ex-div date                                   | Payment Date | Type    | Dividend per share | Units  | Est. Unfranked Amount | Est. Franked Amount | Est. Total Dividend | Est. Franking Credit |
| 01-Mar-2023                                   | 31-Mar-2023  | Interim | \$0.0850           | 35,100 | \$0.00                | \$2,983.50          | \$2,983.50          | \$1,278.64           |
| 24-Aug-2022                                   | 21-Sep-2022  | Final   | \$0.0850           | 35,100 | \$0.00                | \$2,983.50          | \$2,983.50          | \$1,278.64           |
| <b>Sub Total</b>                              |              |         |                    |        | <b>\$0.00</b>         | <b>\$5,967.00</b>   | <b>\$5,967.00</b>   | <b>\$2,557.28</b>    |

| WBC - WESTPAC BANKING CORP FPO (ORDINARY FULLY PAID) |              |         |                    |       |                       |                     |                     |                      |
|------------------------------------------------------|--------------|---------|--------------------|-------|-----------------------|---------------------|---------------------|----------------------|
| Ex-div date                                          | Payment Date | Type    | Dividend per share | Units | Est. Unfranked Amount | Est. Franked Amount | Est. Total Dividend | Est. Franking Credit |
| 11-May-2023                                          | 27-Jun-2023  | Interim | \$0.7000           | 5,187 | \$0.00                | \$3,630.90          | \$3,630.90          | \$1,556.10           |
| 17-Nov-2022                                          | 20-Dec-2022  | Final   | \$0.6400           | 5,187 | \$0.00                | \$3,319.68          | \$3,319.68          | \$1,422.72           |
| <b>Sub Total</b>                                     |              |         |                    |       | <b>\$0.00</b>         | <b>\$6,950.58</b>   | <b>\$6,950.58</b>   | <b>\$2,978.82</b>    |

| WDS - WOODSIDE ENERGY FPO (ORDINARY FULLY PAID) |              |         |                    |       |                       |                     |                     |                      |
|-------------------------------------------------|--------------|---------|--------------------|-------|-----------------------|---------------------|---------------------|----------------------|
| Ex-div date                                     | Payment Date | Type    | Dividend per share | Units | Est. Unfranked Amount | Est. Franked Amount | Est. Total Dividend | Est. Franking Credit |
| 08-Mar-2023                                     | 05-Apr-2023  | Final   | \$2.1544           | 3,648 | \$0.00                | \$7,859.25          | \$7,859.25          | \$3,368.25           |
| 08-Sep-2022                                     | 06-Oct-2022  | Interim | \$1.5995           | 3,648 | \$0.00                | \$5,835.09          | \$5,835.09          | \$2,500.75           |
| <b>Sub Total</b>                                |              |         |                    |       | <b>\$0.00</b>         | <b>\$13,694.34</b>  | <b>\$13,694.34</b>  | <b>\$5,869.00</b>    |

| WES - WESFARMERS LIMITED FPO (ORDINARY FULLY PAID) |              |         |                    |       |                       |                     |                     |                      |
|----------------------------------------------------|--------------|---------|--------------------|-------|-----------------------|---------------------|---------------------|----------------------|
| Ex-div date                                        | Payment Date | Type    | Dividend per share | Units | Est. Unfranked Amount | Est. Franked Amount | Est. Total Dividend | Est. Franking Credit |
| 20-Feb-2023                                        | 28-Mar-2023  | Interim | \$0.8800           | 4,940 | \$0.00                | \$4,347.20          | \$4,347.20          | \$1,863.09           |
| 31-Aug-2022                                        | 06-Oct-2022  | Final   | \$1.0000           | 4,940 | \$0.00                | \$4,940.00          | \$4,940.00          | \$2,117.14           |
| <b>Sub Total</b>                                   |              |         |                    |       | <b>\$0.00</b>         | <b>\$9,287.20</b>   | <b>\$9,287.20</b>   | <b>\$3,980.23</b>    |

| WOW - WOOLWORTHS GROUP LTD FPO (ORDINARY FULLY PAID) |              |         |                    |       |                       |                     |                     |                      |
|------------------------------------------------------|--------------|---------|--------------------|-------|-----------------------|---------------------|---------------------|----------------------|
| Ex-div date                                          | Payment Date | Type    | Dividend per share | Units | Est. Unfranked Amount | Est. Franked Amount | Est. Total Dividend | Est. Franking Credit |
| 02-Mar-2023                                          | 13-Apr-2023  | Interim | \$0.4600           | 1,500 | \$0.00                | \$690.00            | \$690.00            | \$295.71             |
| 31-Aug-2022                                          | 27-Sep-2022  | Final   | \$0.5300           | 1,500 | \$0.00                | \$795.00            | \$795.00            | \$340.71             |
| <b>Sub Total</b>                                     |              |         |                    |       | <b>\$0.00</b>         | <b>\$1,485.00</b>   | <b>\$1,485.00</b>   | <b>\$636.42</b>      |
| <b>TOTAL</b>                                         |              |         |                    |       | <b>\$19,618.65</b>    | <b>\$90,871.24</b>  | <b>\$110,489.89</b> | <b>\$38,944.78</b>   |

## ESTIMATED INTEREST RECEIVED

There are no transactions on this account.


|              |               |
|--------------|---------------|
| <b>TOTAL</b> | <b>\$0.00</b> |
|--------------|---------------|

## INTEREST INCOME SUMMARY

| Account         | Interest          |
|-----------------|-------------------|
| CDIA - 23828032 | \$2,214.04        |
| <b>TOTAL</b>    | <b>\$2,214.04</b> |

# Interest & Estimated Dividend Summary

1 JULY 2022 - 30 JUNE 2023



This statement only provides information for CDIA accounts that have been designated as the settlement account for your Commonwealth Securities Limited Share Trading account as at 30 June. Please refer to NetBank for interest income from all other CBA accounts.

The interest shown is net of any non-resident or TFN withholding tax (if applicable). Please refer to Netbank for bank fees paid on your designated CDIA settlement account in the financial year.

(1) This is an estimate prepared by Commonwealth Securities Limited based upon units that you hold in accordance with our records and may not distinguish between cash dividends or dividends reinvested through any particular company's dividend reinvestment plan. Your actual entitlement will be determined by information recorded in the company's share registry at the relevant record dates. Amounts that may have been withheld for failing to provide your tax file number to your share registries are not disclosed on this report.

Dividends are estimated by CommSec based on the total registered Units held on the Record Date of the dividend. The following fields are estimated in accordance with the calculations outlined below:

- (a) Units = Total registered units of security held on the Record Date of the dividend
- (b) Est. Unfranked Amount = Units X Dividend per security X Unfranked %
- (c) Est. Franked Amount = Units X Dividend per security X Franked %
- (d) Est. Franking Credit = (Est. Franked Amount X company tax rate)/(100 - company tax rate)
- (e) Est. Total Dividend = Units x Dividend per security

(2) In order to be eligible to claim the benefit of a franking credit, you must be a 'qualified person'. You will be a qualified person if you satisfy:

One of the specific concessions in the legislation (for example, you are an individual whose total franking credit entitlement for the income year does not exceed \$5,000); and/or

The 45-day rule

The 45-day rule requires that if you are an Australian tax resident shareholder, you must have held the security 'at risk' for at least 45 consecutive days, not including date of purchase and date of sale. Where the 45 day holding requirement has not been satisfied, the 45-day rule may apply to deny the franking credits attached to the dividend received in respect of the particular security. The 45-day rule is complex. You should obtain your own taxation advice to understand how these provisions apply to you.

Please refer to the statements provided by the Share Registry for tax return purposes. These may include details of any foreign tax credits you may be entitled to and breakdown of any trust distribution you may have received.

For details of the components of your ASX listed trust distributions you will need to refer to the Annual Tax Statement issued by the trust manager.

The total brokerage outlined does not include any rebates you may have received over the financial year. Refer to your transaction statement records for this information.

This report only includes an estimate of dividends paid for holdings held with Commonwealth Securities Limited as at the ex-dividend date. For instance, any dividends paid prior to holdings being transferred to Commonwealth Securities Limited are not included.

This statement is an estimated summary document only and it is not intended to replace any document which contains information that may be required for taxation purposes. You should therefore refer to your CHES statements, dividend statements, confirmation contract notes and other investment or bank account statements for your records in this regard. This statement may not include information on accounts which have been closed, switched product type, transferred Holder Identification Number (HIN), or switched Participant Identification Number (PID) during the financial year.

This statement is issued by Commonwealth Securities Limited ABN 60 067 254 399 AFSL 238814 (CommSec), a wholly owned but non-guaranteed subsidiary of the Commonwealth Bank of Australia ABN 48 123 123 124 AFSL 234945. CommSec is a Market Participant of ASX Limited and Cboe Australia Pty Limited, a Clearing Participant of ASX Clear Pty Limited and a Settlement Participant of ASX Settlement Pty Limited. Information contained in this statement is believed to be accurate at the time the statement is generated. CBA and its subsidiaries do not accept any liability for any errors or omissions contained in this statement, or any responsibility for any action taken in reliance on this statement. This document contains general information only and does not take into account your individual objectives, financial and taxation situations or needs. Before acting on the information, consider the appropriateness of your own objectives, needs, financial and taxation situation and, if necessary, seek appropriate independent financial and taxation advice. CBA is not a registered tax (financial) adviser under the Tax Agent Services Act 2009. If there are any errors in this statement, please contact us.

Address: Commonwealth Securities Limited, Locked Bag 22, Australia Square NSW 1215 | Phone: 13 15 19 | Website: [www.commsec.com.au](http://www.commsec.com.au)

If you are not satisfied with the service or advice you receive from us, you are entitled to complain. We have established procedures to ensure that all enquiries and complaints are properly dealt with. Please refer to our Financial Services Guide for more information. If an issue has not been resolved to your satisfaction, you can lodge a complaint with the Australian Financial Complaints Authority. AFCA provides fair and independent financial services complaint resolution that is free to consumers. Website: [www.afca.org.au](http://www.afca.org.au), Telephone: 1800 931 678 (free call), Email: [info@afca.org.au](mailto:info@afca.org.au), In writing to: Australian Financial Complaints Authority, GPO Box 3, Melbourne VIC 3001.