

BEACON HILL WEL...G PTY LTD EMPLOYEES SUPER FUND

Statement of Financial Position**As At 30 Jun 2022**

	As at 30 Jun 2021	Quantity	As at 30 Jun 2022	Quantity
	Balance		Balance	
Assets				
Investments				
Derivative Investments				
Magellan Global Fund. - Option Expiring 01-Mar-2024 Ex At Disc To Es	\$ 49.02	9,803	\$ 49.02	9,803
Total Derivative Investments	\$ 274.48		\$ 49.02	
Managed Investments				
Australian Unity Health Care Property Trust Wholesale	\$ 8,008.26	2,972.62810	\$ 8,008.26	2,972.62810
Australian Unity Healthcare Property Trust	\$ 82,544.35	35,556.47360	\$ 98,178.53	35,556.47360
Total Managed Investments	\$ 82,544.35		\$ 106,186.79	
Other Assets				
Australian Unity Healthcare Rights Offer	\$ 6,811.48		\$ 0.00	
Total Other Assets	\$ 6,811.48		\$ 0.00	
Shares in Listed Companies				
Adelaide Brighton Limited	\$ 12,839.00	3,700	\$ 8,954.00	3,700
Australia And New Zealand Banking Group Limited	\$ 1,612.55	697	\$ 15,354.91	697
Coles Group Limited.	\$ 6,836.00	400	\$ 7,124.00	400
Commonwealth Bank Of Australia	\$ 27,164.64	272	\$ 24,583.36	272
Commonwealth Bank Of Australia - Cap Note 400000000 +3.90% Perp Non-Red T-03-22	\$ 0.00	0	\$ 0.00	0
National Australia Bank Limited	\$ 17,436.30	665	\$ 18,214.35	665
Plato Income Maximiser Limited.	\$ 29,210.00	23,000	\$ 37,545.30	32,090
Sonic Healthcare Limited	\$ 27,340.80	712	\$ 23,503.12	712
Telstra corporation Ltd	\$ 20,247.60	5,385	\$ 20,732.25	5,385
Wesfarmers Limited	\$ 23,640.00	400	\$ 16,764.00	400
Woodside Energy Group Ltd	\$ 0.00		\$ 20,282.08	637
Woodside Petroleum Limited	\$ 14,147.77	637	\$ 0.00	0
Total Shares in Listed Companies	\$ 218,882.66		\$ 193,057.37	
Shares in Unlisted Companies				
Challenger	\$ 98,492.13	1	\$ 98,931.16	1
Total Shares in Unlisted Companies	\$ 98,492.13		\$ 98,931.16	
Stapled Securities				
Cromwell Group	\$ 91,006.12	104,007	\$ 78,525.28	104,007
Total Stapled Securities	\$ 91,006.12		\$ 78,525.28	
Units In Listed Unit Trusts				
Magellan Global Fund. - Ordinary Units Fully Paid Closed Class	\$ 21,678.52	16,178	\$ 21,678.52	16,178
Nb Global Corporate Income Trust - Ordinary Units Fully Paid	\$ 13,300.00	10,000	\$ 13,300.00	10,000
Total Units In Listed Unit Trusts	\$ 47,682.18		\$ 34,978.52	
Total Investments	\$ 545,693.40		\$ 511,728.14	
Other Assets				
Cash At Bank				
Commonwealth Bank of Australia Business Transaction Account	\$ 20,787.62		\$ 20,787.62	
Total Cash At Bank	\$ 14,657.60		\$ 20,787.62	
Receivables				
Investment Income Receivable				
Distributions				
Managed Investments				
Australian Unity Health Care Property Trust Wholesale	\$ 74.76		\$ 74.76	
Australian Unity Healthcare Property Trust	\$ 915.93		\$ 915.93	
Total Managed Investments	\$ 934.78		\$ 990.69	
Stapled Securities				
Cromwell Group	\$ 1,690.11		\$ 1,690.11	
Total Stapled Securities	\$ 1,690.11		\$ 1,690.11	

Units In Listed Unit Trusts			
Magellan Global Fund - Ordinary Units Fully Paid Closed Class		\$	592.11
Nb Global Corporate Income Trust - Ordinary Units Fully Paid		\$	101.24
Total Units In Listed Unit Trusts	512.59	\$	693.35
Total Distributions	\$ 3,137.48	\$	3,374.15
Total Investment Income Receivable	\$ 3,137.48	\$	3,374.15
Total Receivables	\$ 3,137.48	\$	3,374.15
Current Tax Assets			
Withholding Credits			
Units In Listed Unit Trusts			
Magellan Global Fund - Ordinary Units Fully Paid Closed Class		\$	278.00
Nb Global Corporate Income Trust - Ordinary Units Fully Paid		\$	0.00
Total Units In Listed Unit Trusts	\$ 310.00	\$	278.00
Total Withholding Credits	\$ 310.00	\$	278.00
Franking Credits			
Shares in Listed Companies			
Adelaide Brighton Limited	\$ 190.28	\$	198.21
Australia And New Zealand Banking Group Limited	\$ 179.23	\$	424.17
Coles Group Limited	\$ 103.71	\$	104.57
Commonwealth Bank Of Australia	289.10	\$	437.14
Commonwealth Bank Of Australia - Cap 174e 3-Bbsw+3.90% Perp Non-Cum Red T-03-22	187.13	\$	187.13
National Australia Bank Limited	171.00	\$	361.95
Plato Income Maximiser Limited	394.30	\$	809.26
Sonic Healthcare Limited	\$ 90.01	\$	231.15
Telstra corporation Ltd	\$ 369.26	\$	369.26
Wesfarmers Limited	\$ 313.72	\$	291.43
Woodside Petroleum Limited	140.71	\$	511.03
Total Shares in Listed Companies	\$ 2,479.06	\$	3,925.30
Stapled Securities			
Cromwell Group	\$ 29.91	\$	18.12
Total Stapled Securities	\$ 29.91	\$	18.12
Total Franking Credits	\$ 2,508.97	\$	3,943.42
Foreign Tax Credits			
Stapled Securities			
Cromwell Group	\$ 87.56	\$	0.00
Total Stapled Securities	\$ 87.56	\$	0.00
Units In Listed Unit Trusts			
Magellan Global Fund - Ordinary Units Fully Paid Closed Class		\$	61.78
Nb Global Corporate Income Trust - Ordinary Units Fully Paid		\$	0.25
Total Units In Listed Unit Trusts	\$ 0.41	\$	62.03
Total Foreign Tax Credits	\$ 87.97	\$	62.03
Excessive Foreign Tax Credit Write Off	\$ -87.97	\$	-62.03
Total Current Tax Assets	\$ 2,818.97	\$	4,221.42
Total Other Assets	\$ 20,614.05	\$	28,383.19
Total Assets	\$ 566,307.45	\$	540,111.33

Liabilities

Total Liabilities	\$ 0.00	\$	0.00
--------------------------	----------------	-----------	-------------

Net Assets

Total Net Assets	\$ 566,307.45	\$	540,111.33
-------------------------	----------------------	-----------	-------------------

Member Entitlements**Member Entitlement Accounts**

Mr Neil Duncan			
Neil Pension	\$ 566,307.45	\$	540,111.33
Total Mr Neil Duncan	\$ 566,307.45	\$	540,111.33
Total Member Entitlement Accounts	\$ 566,307.45	\$	540,111.33

Total Member Entitlements	\$	566,307.45	\$	540,111.33
---------------------------	----	------------	----	------------

BEACON HILL WEL...G PTY LTD EMPLOYEES SUPER FUND

Operating Statement

From 1 Jul 2021 to 30 Jun 2022

	1 Jul 2020 to 30 Jun 2021	1 Jul 2021 to 30 Jun 2022
Income		
Investment Gains		
Realised Capital Gains		
Managed Investments		
CFS Property Securities Fund	\$ -13,437.57	\$ 0.00
Merlon Australian Equity Income Fund (CNA)	\$ -10,549.11	\$ 0.00
Sandhurst Industrial Share Fund	\$ -17,063.52	\$ 0.00
SG Hiscock Wholesale Property Securities Fund	\$ -10,522.00	\$ 0.00
Total Managed Investments	\$ -51,572.20	\$ 0.00
Shares in Listed Companies		
Sonic Healthcare Limited	\$ 2,630.78	\$ 0.00
Total Shares in Listed Companies	\$ 2,630.78	\$ 0.00
Total Realised Capital Gains	\$ -48,941.42	\$ 0.00
Total Investment Gains	\$ -48,941.42	\$ 0.00
Investment Income		
Distributions		
Managed Investments		
Australian Unity Health Care Property Trust Wholesale	\$ 0.00	\$ 290.28
Australian Unity Healthcare Property Trust	\$ 3,375.37	\$ 3,552.45
Total Managed Investments	\$ 3,375.37	\$ 3,842.73
Stapled Securities		
Cromwell Group	\$ 7,397.95	\$ 6,778.56
Total Stapled Securities	\$ 7,397.95	\$ 6,778.56
Units In Listed Unit Trusts		
Magellan Global Fund. - Ordinary Units Fully Paid Closed Class	\$ 592.11	\$ 1,246.00
Magellan Global Trust - Ordinary Units Fully Paid	\$ 456.45	\$ 0.00
Nb Global Corporate Income Trust - Ordinary Units Fully Paid	\$ 964.82	\$ 986.88
Total Units In Listed Unit Trusts	\$ 2,013.38	\$ 2,232.88
Total Distributions	\$ 12,786.70	\$ 12,854.17
Dividends		
Shares in Listed Companies		
Adelaide Brighton Limited	\$ 634.28	\$ 660.71
Australia And New Zealand Banking Group Limited	\$ 597.43	\$ 1,413.91
Coles Group Limited.	\$ 345.71	\$ 348.57
Commonwealth Bank Of Australia.	\$ 963.66	\$ 1,457.14
Commonwealth Bank Of Australia. - Cap Note 3-Bbsw+3.90% Perp Non-Cum Red T-03-22	\$ 792.46	\$ 623.77
National Australia Bank Limited	\$ 570.00	\$ 1,206.50
Plato Income Maximiser Limited.	\$ 1,314.30	\$ 2,697.55
Sonic Healthcare Limited	\$ 790.03	\$ 907.55
Telstra corporation Ltd	\$ 1,230.86	\$ 1,230.86
Wesfarmers Limited	\$ 1,045.72	\$ 971.43
Woodside Petroleum Limited	\$ 469.04	\$ 1,703.45
Total Shares in Listed Companies	\$ 8,753.49	\$ 13,221.44
Total Dividends	\$ 8,753.49	\$ 13,221.44
Interest		
Cash and Cash Equivalents		
Commonwealth Bank of Australia Term Deposit	\$ 451.23	\$ 0.00
Total Cash and Cash Equivalents	\$ 451.23	\$ 0.00
Other Fixed Interest Securities		
Peet Limited - Simple Bond 7.50% Semi 07-06-21	\$ 1,463.02	\$ 0.00
Total Other Fixed Interest Securities	\$ 1,463.02	\$ 0.00
Shares in Unlisted Companies		
Challenger	\$ 5,445.00	\$ 5,463.36

Total Shares in Unlisted Companies	\$	5,445.00	\$	5,463.36
Total Interest	\$	7,359.25	\$	5,463.36
Total Investment Income	\$	28,899.44	\$	31,538.97
Other Income				
Sundry	\$	842.56	\$	0.00
Total Other Income	\$	842.56	\$	0.00
Total Income	\$	-19,199.42	\$	31,538.97

Expenses**Member Payments**

Pensions Paid				
Mr Neil Duncan				
Neil Pension	\$	28,900.00	\$	30,000.00
Total Mr Neil Duncan	\$	28,900.00	\$	30,000.00
Total Pensions Paid	\$	28,900.00	\$	30,000.00
Rollovers Out				
Mr Neil Duncan	\$	100,000.00	\$	0.00
Total Rollovers Out	\$	100,000.00	\$	0.00
Total Member Payments	\$	128,900.00	\$	30,000.00

Other Expenses









Accountancy Fee	\$	2,051.50	\$	2,051.50
Adviser Fee	\$	2,756.00	\$	1,103.80
Auditor Fee	\$	973.50	\$	973.50
Bank Fees				
Cash At Bank				
Commonwealth Bank of Australia Business Transaction Account	\$	120.00	\$	120.00
Total Cash At Bank	\$	120.00	\$	120.00
Total Bank Fees	\$	120.00	\$	120.00
SMSF Supervisory Levy	\$	259.00	\$	259.00
Total Other Expenses	\$	6,160.00	\$	4,507.80

Investment Losses**Decrease in Market Value**

Derivative Investments				
Magellan Global Fund. - Option Expiring 01-Mar-2024 Ex At Disc To Est Nav	\$	-68.80	\$	225.46
Total Derivative Investments	\$	-68.80	\$	225.46
Managed Investments				
Australian Unity Health Care Property Trust Wholesale	\$	0.00	\$	-1,196.78
Australian Unity Healthcare Property Trust	\$	-15,072.39	\$	-15,634.18
CFS Property Securities Fund	\$	-13,437.57	\$	0.00
Merlon Australian Equity Income Fund (CNA)	\$	-10,551.32	\$	0.00
Sandhurst Industrial Share Fund	\$	-17,588.95	\$	0.00
SG Hiscock Wholesale Property Securities Fund	\$	-10,251.95	\$	0.00
Total Managed Investments	\$	-66,902.18	\$	-16,830.96
Other Fixed Interest Securities				
Peet Limited - Simple Bond 7.50% Semi 07-06-21	\$	100.80	\$	0.00
Total Other Fixed Interest Securities	\$	100.80	\$	0.00
Shares in Listed Companies				
Adelaide Brighton Limited	\$	-1,073.00	\$	3,885.00
Australia And New Zealand Banking Group Limited	\$	-6,628.47	\$	4,265.64
Coles Group Limited.	\$	32.00	\$	-288.00
Commonwealth Bank Of Australia.	\$	-8,282.40	\$	2,581.28
Commonwealth Bank Of Australia. - Cap Note 3-Bbsw+3.90% Perp Non-Cum Red T-03-22	\$	-160.00	\$	400.00
National Australia Bank Limited	\$	-5,320.00	\$	-778.05
Plato Income Maximiser Limited.	\$	-5,677.28	\$	1,664.70
Sonic Healthcare Limited	\$	-3,792.06	\$	3,837.68
Telstra corporation Ltd	\$	-3,392.55	\$	-484.65
Wesfarmers Limited	\$	-5,708.00	\$	6,076.00
Weside Energy Group Ltd	\$	0.00	\$	2,102.09
Woodside Petroleum Limited	\$	-356.72	\$	-8,236.40

Total Shares in Listed Companies	\$	-40,358.48	\$	15,025.29
Shares in Unlisted Companies				
Challenger	\$	-104.90	\$	-439.03
Total Shares in Unlisted Companies	\$	-104.90	\$	-439.03
Stapled Securities				
Cromwell Group	\$	2,600.18	\$	12,480.84
Total Stapled Securities	\$	2,600.18	\$	12,480.84
Units In Listed Unit Trusts				
Magellan Global Fund. - Ordinary Units Fully Paid Closed Class	\$	-226.64	\$	7,603.66
Nb Global Corporate Income Trust - Ordinary Units Fully Paid	\$	-1,900.00	\$	5,100.00
Total Units In Listed Unit Trusts	\$	-2,126.64	\$	12,703.66
Total Decrease in Market Value	\$	-106,860.02	\$	23,165.26
Total Investment Losses	\$	-106,860.02	\$	23,165.26
Total Expenses	\$	28,199.98	\$	57,673.06
Income Tax				
Income Tax Expense				
Excessive Foreign Tax Credit Writeoff Expense	\$	87.97	\$	62.03
Total Income Tax Expense	\$	87.97	\$	62.03
Total Income Tax	\$	87.97	\$	62.03
Net Profit (Loss) Total	\$	-47,487.37	\$	-26,196.12

ADVISER

-  **Account Details**
 (/ofs2.web/account/details?sid=FE262675-A524-479E-9695-F447425E17AA)
-  **Adviser Details**
 (/ofs2.web/account/adviser-details?sid=FE262675-A524-479E-9695-F447425E17AA)
-  **Investment Details**
 (/ofs2.web/account/investment-details?sid=FE262675-A524-479E-9695-F447425E17AA)
-  **Transaction Details**
 (/ofs2.web/account/transaction-details?sid=FE262675-A524-479E-9695-F447425E17AA)
-  **Instructions**
 (/ofs2.web/account/instructions?sid=FE262675-A524-479E-9695-F447425E17AA)
-  **Documents**
 (/ofs2.web/account/documents?sid=FE262675-A524-479E-9695-F447425E17AA)
-  **Other relationships**
 (/ofs2.web/account/other-relationships?sid=FE262675-A524-479E-9695-F447425E17AA)
-  **Return to Home Page**
 (/ofs2.web/adviser/home?sid=FE262675-A524-479E-9695-F447425E17AA)


INVESTMENT DETAILS

Available Accounts 20524732 - BEACON HILL WELDING P/L ATF BEACON HILL WELDING P/L EMPLOYEE STAFF ▼

Account Details

Account Name	BEACON HILL WELDING P/L ATF BEACON HILL WELDING P/L EMPLOYEE STAFF SF	Account Number	20524732
--------------	---	----------------	----------

Investment Details

Value As at 30/06/2022  View

Price Type Value Mid-Price Red-Price

Fund Name	Units Held	Price ⓘ	Value in Fund Currency ⓘ	%	Last Valuation Date
Australian Unity Healthcare Property Trust - Retail Units (/ofs2.web/account/investment-details?productOptionIdSelected=&selectedProductOptionId=4226&sid=FE262675-A524-479E-9695-F447425E17AA)	35,556.4736	\$2.7612	\$98,178.53	92.46	30/06/2022
Australian Unity Healthcare Property Trust - Wholesale Units (/ofs2.web/account/investment-details?productOptionIdSelected=&selectedProductOptionId=4220&sid=FE262675-A524-479E-9695-F447425E17AA)	2,972.6281	\$2.6940	\$8,008.26	7.54	30/06/2022
Total Value in Fund Currency			\$106,186.79		

 Export data to Excel

The balance is based on the most recently available unit price/s for your investment option/s, at the time it is displayed.
This is subject to change and should not be relied upon as the actual closing value for each respective quarter.

[Terms and Conditions of use & Privacy Policy \(/ofs2.web/public/terms-and-conditions/AUI/ADVISER?sid=FE262675-A524-479E-9695-F447425E17AA\)](/ofs2.web/public/terms-and-conditions/AUI/ADVISER?sid=FE262675-A524-479E-9695-F447425E17AA)

Financial Year Summary

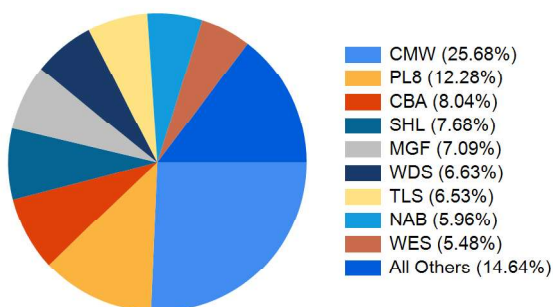
1 JULY 2021 - 30 JUNE 2022



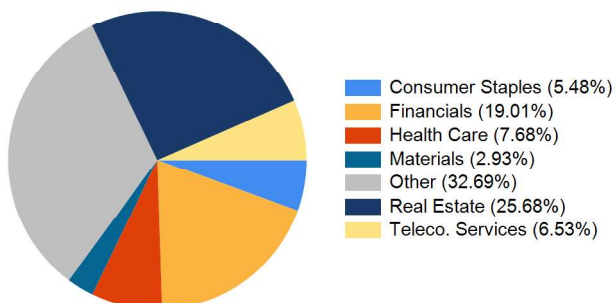
Portfolio Valuation	Account Number	Account Name	Value as at 30 June 2022
Shares	2484995	BEACON HILL WELDING PTY LTD <B HILL WLDING PL EMP SF A/C>	\$305,840.19
TOTAL PORTFOLIO VALUE			\$305,840.19

Allocation as at 30 June 2022

Shares in your portfolio



Sectors in your portfolio



Estimated Interest & Dividends 2021-2022 Financial Year

Est. Franked Dividends	\$9,127.08
Est. Unfranked Dividends	\$9,165.59
Est. Franking Credits	\$3,911.58
Est. Interest Received from Interest Rate Securities	\$0.00
TOTAL INCOME	\$18,292.67

Fees & Charges 2021-2022 Financial Year

Total Brokerage (inc. GST)	\$0.00
Total Subscriptions (inc. GST)	\$0.00
Other Fees (inc. GST)	\$0.00
TOTAL FEES & CHARGES	\$0.00

Portfolio Valuation

30 JUNE 2022



SHARES - 2484995 - HIN 64300695

BEACON HILL WELDING PTY LTD <B HILL WLDING PL EMP SF A/C>

Portfolio	Units	Unit Price	Portfolio Value	% of Portfolio
ABC - ADBRI LIMITED FPO (ORDINARY FULLY PAID)	3,700	\$2.4200	\$8,954.00	2.93%
ANZ - ANZ BANKING GRP LTD FPO (ORDINARY FULLY PAID)	697	\$22.0300	\$15,354.91	5.02%
CBA - COMMONWEALTH BANK. FPO (ORDINARY FULLY PAID)	272	\$90.3800	\$24,583.36	8.04%
CMW - CROMWELL PROP STAPLED (FULLY PAID ORDINARY/UNITS STAPLED SECURITIES)	104,007	\$0.7550	\$78,525.29	25.68%
COL - COLES GROUP FPO (ORDINARY FULLY PAID)	400	\$17.8100	\$7,124.00	2.33%
MGF - MAGELLAN GLOBAL FUND CLOSED CL (ORDINARY UNITS FULLY PAID CLOSED CLASS)	16,178	\$1.3400	\$21,678.52	7.09%
MGFO - MAGELLAN GLOBAL FUND OPT MAR24 (OPTION EXPIRING 01-MAR-2024 EX AT DISC TO EST NAV)	9,803	\$0.0050	\$49.02	0.02%
NAB - NATIONAL AUST. BANK FPO (ORDINARY FULLY PAID)	665	\$27.3900	\$18,214.35	5.96%
NBI - NBGLOBCORPINCOMTRUST UNIT (ORDINARY UNITS FULLY PAID)	10,000	\$1.3300	\$13,300.00	4.35%
PL8 - PLATO INC MAX LTD. FPO (ORDINARY FULLY PAID)	32,090	\$1.1700	\$37,545.30	12.28%
SHL - SONIC HEALTHCARE FPO (ORDINARY FULLY PAID)	712	\$33.0100	\$23,503.12	7.68%
TLS - TELSTRA CORPORATION. FPO (ORDINARY FULLY PAID)	5,185	\$3.8500	\$19,962.25	6.53%
WDS - WOODSIDE ENERGY FPO (ORDINARY FULLY PAID)	637	\$31.8400	\$20,282.08	6.63%
WES - WESFARMERS LIMITED FPO (ORDINARY FULLY PAID)	400	\$41.9100	\$16,764.00	5.48%
		Sub Total	\$305,840.19	100.00%


Add: TLS 200 @3.85= \$ 770

Total =\$306,610.19
=====

Annual Statement

Issue date: 12 July 2022
Policy number: 500899228
Policy name: BEACON HILL WELDING P/L
 EMPLOYEES SUPER FUND

Contact details
 www.challenger.com.au
 info@challenger.com.au
 13 35 66
 02 9994 7777
 GPO Box 3698
 Sydney NSW 2001



Beacon Hill Welding P/L ATF Employees Super Fund
 182/15 Lorraine Avenue
 BERKELEY VALE NSW 2261

Product name: Guaranteed Income Plan (Liquid Lifetime)
Statement for the reporting period 1 July 2021 to 30 June 2022

Policy owner details

Policy owner	BEACON HILL WELDING P/L EMPLOYEES SUPER FUND
Life insured	Mr Neil Duncan
Month and year of birth	September 1947
Gender	Male

Annuity details

Commencement date	5 February 2014
Investment amount	\$100,000.00
Type of money invested	Ordinary money (non-superannuation)
Term	For as long as the life insured is alive
Payment option	Regular payments are indexed annually after each annuity anniversary. If the Consumer Price Index (CPI) increases by more than 2%, regular payments will be adjusted by the increase in CPI, less 2%. Payments will not change if the increase in CPI is less than 2%. Payments will decrease with any decrease in CPI.
Withdrawal period	15 years from commencement. The withdrawal period ends on 5 February 2029.

16003/C8875/013
 4468 ANP/rod/CHL/81bga

Annuitly details (continued)

Withdrawal guarantee

\$100,000.00 (or 100% of the investment amount).

The withdrawal guarantee is the withdrawal value payable on the last day of the withdrawal period, if you choose to withdraw at that time.

Can I voluntarily withdraw?

Yes, you can withdraw at any time up until 5 February 2029. After this date there is no withdrawal value.

What is the amount payable on voluntary withdrawal?

The withdrawal value at the end of the withdrawal period (5 February 2029) is \$100,000.00.

The withdrawal value payable before the end of the withdrawal period depends on varying factors such as market conditions, remaining guaranteed payments to the end of the withdrawal period and the withdrawal guarantee. This means that the amount changes over time.

The withdrawal value as at 30 June 2022 was \$98,931.16.

What is the amount payable on death?

In the event the life insured dies, there is a death benefit payable to the policy owner up until 5 February 2029. After this date, there is no death benefit.

The death benefit payable depends on varying factors, such as market conditions, remaining guaranteed payments to the end of the withdrawal period and the withdrawal guarantee. The amount payable will change over time and may be less than the withdrawal guarantee.

Beneficiary details

In the event the life insured dies within the withdrawal period, we will pay the benefits to the policy owner.



Account Number 06 2287 10137598

Statement Period 27 Apr 2022 - 26 Jul 2022

Closing Balance \$22,407.29 CR

Enquiries 13 1998
 (24 hours a day, 7 days a week)



021

THE SECRETARY
 BEACON HILL WELDING PTY LTD
 UNIT 182 15 LORRAINE AVE
 BERKELEY VALE NSW 2261

Business Transaction Account


If this account has an attached overdraft limit or facility which is secured over your primary place of residence or over a residential investment property you should ensure that the property is insured in accordance with the terms and conditions of the mortgage. If you have any queries about your insurance cover you should contact your insurer. Information on property insurance can also be found on www.moneysmart.gov.au. Note, if this account has an attached overdraft limit or facility and we send you a statement every 4 or 6 months, we will update your statement preference to every 3 months as part of changes made to the new Banking Code of Practice from 1 July 2019.

Name: BEACON HILL WELDING PTY LTD ITF
 BEACON HILL WELDING SUPERANNUATION FUND


Note: Have you checked your statement today? It's easy to find out more information about each of your transactions by logging on to the CommBank App or NetBank. Should you have any questions on fees or see an error please contact us on the details above. Cheque proceeds are available when cleared.

The date of transactions shown here may be different on your other transaction lists (for example, the transaction list that appears on the CommBank app).

Date	Transaction	Debit	Credit	Balance
27 Apr	2022 OPENING BALANCE			\$21,609.81 CR
29 Apr	Direct Credit 609122 PLATO INCOME MAX Ref: 2392075		176.50	\$21,786.31 CR
01 May	Account Fee	10.00		\$21,776.31 CR
05 May	Direct Credit 313991 CHALLENGER LIFE CHL AP 500899228		458.34	\$22,234.65 CR
10 May	Direct Credit 255730 NB GLOBAL CORP S00115306294		80.49	\$22,315.14 CR
20 May	Direct Credit 539212 CMW DST MAR 001277134922		1,690.11	\$24,005.25 CR
23 May	Direct Debit 342190 LifespanFinancia 402072368	275.95		\$23,729.30 CR
31 May	Direct Credit 609122 PLATO INCOME MAX Ref: 2462859		352.99	\$24,082.29 CR
01 Jun	Account Fee	10.00		\$24,072.29 CR
03 Jun	Direct Credit 313991 CHALLENGER LIFE CHL AP 500899228		458.34	\$24,530.63 CR
05 Jun	Transfer to xx2121 NetBank Wages	1,000.00		\$23,530.63 CR



*# 4505.13201.1.3.ZZ258R3.0303.SL.R3.S961.D207.O.V06.00.35



Date	Transaction	Debit	Credit	Balance			
16 Jun	Direct Credit 255730 NB GLOBAL CORP S00115306294		80.49	\$23,611.12 CR			
21 Jun	Transfer to xx2121 NetBank Wages	2,000.00		\$21,611.12 CR			
26 Jun	Transfer to xx2121 NetBank Wages	1,000.00		\$20,611.12 CR			
30 Jun	Direct Credit 609122 PLATO INCOME MAX Ref: 2575074		176.50	\$20,787.62 CR			
01 Jul	Account Fee	10.00		\$20,777.62 CR			
01 Jul	Direct Credit 397204 ANZ DIVIDEND A073/00649949		501.84	\$21,279.46 CR			
05 Jul	Direct Credit 531543 NAB INTERIM DIV DV231/01070711		485.45	\$21,764.91 CR			
05 Jul	Direct Credit 313991 CHALLENGER LIFE CHL AP 500899228		458.34	\$22,223.25 CR			
13 Jul	Transfer to xx2121 NetBank living	1,500.00		\$20,723.25 CR			
14 Jul	Direct Credit 255730 NB GLOBAL CORP S00115306294		101.24	\$20,824.49 CR			
15 Jul	Direct Credit 623200 Australian Unity 20524732/DISTRIB		915.93	\$21,740.42 CR			
15 Jul	Direct Credit 623200 Australian Unity 20524732/DISTRIB		74.76	\$21,815.18 CR			
21 Jul	Direct Credit 389158 MAGELLAN MAGELLAN0003079029		592.11	\$22,407.29 CR			
26 Jul	2022 CLOSING BALANCE			\$22,407.29 CR			
Opening balance		-	Total debits	+	Total credits	=	Closing balance
\$21,609.81 CR			\$5,805.95		\$6,603.43		\$22,407.29 CR

Enquiries: 1300 997 774
Mail: GPO Box 804
Melbourne VIC 3001
Web: australianunity.com.au
Email: australianunitywealth@unitregistry.com.au
Issued by: Australian Unity Funds Management
Limited
ABN 60 071 497 115
AFSL 234454

BEACON HILL WELDING PTY LTD EMPLOYEE STAFF
SUPER FUND
Unit 182
15 Lorraine Avenue
BERKELEY VALE NSW 2261

Page
1 of 3

Date
11 August 2022

Part A: Your Details

Account Name
BEACON HILL WELDING P/L ATF
BEACON HILL WELDING P/L EMPLOYEE
STAFF SF

Account Number
20524732

Account Holder Name **TFN/ABN**
BEACON HILL WELDING Provided
PTY LTD EMPLOYEE
STAFF SUPER FUND

Account TFN Type
SuperannuationFund

Tax Residence
Australia

Overseas Tax ID No
Not Provided

Financial Adviser
Michael Walker
+61 (2) 84040543

AMIT Member Annual Statement
Australian Unity Healthcare Property Trust - Retail
Units
01 July 2021 to 30 June 2022

Dear Investor(s)

Please find below the Attribution Managed Investment Trust Member Annual (AMMA) Statement for the year ended 30 June 2022 for your investment in the Australian Unity Healthcare Property Trust - Retail Units.

The following tax return items are valid for Australian resident individual unitholders only. Please retain this statement for tax purposes.

If any of the details in Part A are incorrect or if you have any questions about your account, you can call our Client Services team on 1300 997 774 or + 61 3 9616 8687 from 8.30am to 5.30pm, or email australianunitywealth@unitregistry.com.au

Part B Tax Return (Supplementary Section)	Summary of tax return (supplementary section) items	
	Amount (\$)	Tax return label
Non-primary production income	859.92	13U
Franked distributions from trusts	0.00	13C
Franking credits	0.00	13Q
Credit for tax file number (TFN) amounts withheld	0.00	13R
Share of credit for foreign resident amounts withheld	0.00	13A
Net capital gains	16.90	18A
Total current year capital gains	33.80	18H
Foreign entities - CFC income	0.00	19K
Assessable foreign source income	0.00	20E
Other net foreign source income	0.00	20M
Australian franking credits from a NZ company	0.00	20F
Foreign income tax offsets*	0.00	20O

*To work out your foreign income tax offset (FITO) entitlement, see "20 Foreign source income and foreign assets or property" or the Guide to foreign income tax offset rules 2017 on www.ato.gov.au.

Part C Components of an attribution	Cash distribution (\$)	Tax paid or tax offsets Gross Up (\$)	Attribution/Amount (\$)
Australian Income			
Dividends: unfranked amount	0.00	0.00	0.00
Dividends: unfranked CFI amount	0.00	0.00	0.00
Interest (subject to non-resident WHT)	0.00	0.00	0.00
Interest (not subject to non-resident WHT)	7.68	0.00	7.68
Other assessable Australian income	852.24	0.00	852.24
Other assessable Australian income (CBMI)	0.00	0.00	0.00
Other assessable Australian income (NCMI)	0.00	0.00	0.00
Other assessable Australian income (ExNCMI)	0.00	0.00	0.00
Non-primary production income	859.92	0.00	859.92
Dividend: Franked amount (Franked distributions)	0.00	0.00	0.00
Capital Gains			
Discounted capital gain NTARP	0.00	0.00	0.00
Capital gains - Discounted NTAP (NCMI)	0.00	0.00	0.00
Capital gains - Discounted NTAP (ExNCMI)	0.00	0.00	0.00
Discounted capital gain TARP	16.90	0.00	16.90
Capital gain: indexation method NTARP	0.00	0.00	0.00
Capital gain: indexation method TARP	0.00	0.00	0.00
Capital gain: other method NTARP	0.00	0.00	0.00
Capital gains - Other method NTAP (NCMI)	0.00	0.00	0.00
Capital gains - Other method NTAP (ExNCMI)	0.00	0.00	0.00
Capital gain: other method TARP	0.00	0.00	0.00
Capital gains - Discounted TAP (CBMI)	0.00	0.00	0.00
Capital gains - Discounted TAP (NCMI)	0.00	0.00	0.00
Capital gains - Discounted TAP (ExNCMI)	0.00	0.00	0.00
Capital gains - Other method TAP (CBMI)	0.00	0.00	0.00
Capital gains - Other method TAP (NCMI)	0.00	0.00	0.00
Capital gains - Other method TAP (ExNCMI)	0.00	0.00	0.00
Net capital gains	16.90	0.00	16.90
AMIT CGT gross up amount			16.90
Other capital gains distribution	16.90		
Total current year capital gains	33.80		33.80
Foreign Income			
Foreign Interest	0.00	0.00	0.00
Other Net Foreign Source Income	0.00	0.00	0.00
Assessable net foreign income	0.00	0.00	0.00
Attributed CFC income	0.00	0.00	0.00
Total foreign income	0.00	0.00	0.00
Tax Offset		Amount (\$)	
Franking credit tax offset		0.00	
Foreign income tax offset		0.00	
Australian franking credits from a NZ company		0.00	
Total tax offset		0.00	
Other Non-Assessable Amounts	Cash distribution (\$)	Attribution amount (\$)	
Tax-exempt amounts	0.00	0.00	
Tax-free amounts	0.00	0.00	
Gross cash distribution	3,552.45		
AMIT Cost Base Adjustment		Amount (\$)	
AMIT cost base - excess		2,658.73	
AMIT cost base - shortfall		0.00	
Other Deductions From Distributions			
Less Resident withholding tax	0.00		
Less non-resident withholding tax	0.00		
Less non-resident withholding tax (s12H)	0.00		
Other Rebate Income	0.00		
Net cash distributions	3,552.45		

Non-resident Reporting	Attribution/Amount (\$)	Tax paid (\$)
Interest exempt from withholding	0.00	0.00
Non-resident withholding amount	0.00	0.00
Non-resident member ss276-105(2)(a) or (b)	0.00	0.00
Non-resident member ss276-105(2)(c)	0.00	0.00
Managed Investment Trust Fund Payment	0.00	0.00
Managed Investment Trust Fund Payment (CBMI)	0.00	0.00
Managed Investment Trust Fund Payment (NCMI)	0.00	0.00
Managed Investment Trust Fund Payment (ExNCMI)	0.00	0.00
Managed Investment Trust Fund Payment (Total)	0.00	0.00
Deemed payment - Dividend	0.00	0.00
Deemed payment - Interest	0.00	0.00
Deemed payment - Fund Payment	0.00	0.00
Deemed payment - Fund Payment (CBMI)	0.00	0.00
Deemed payment - Fund Payment (NCMI)	0.00	0.00
Deemed payment - Fund Payment (ExNCMI)	0.00	0.00
Deemed payment - Fund Payment (Total)	0.00	0.00
Deemed payment - Royalties	0.00	0.00

Notes:

Non resident withholding tax (12-H)/Income Tax (s276-105) - If Managed Investment Trust withholding tax is applicable to your investment, this is the sum of the amounts withheld from fund payments made for the year ended 30 June pursuant to Subdivision 12-H and Subdivision 12A-B of Schedule 1 of the Taxation Administration Act 1953. Otherwise Tax may be payable per section s276-105 of the Income Tax Assessment Act 1997.

* **Cost Base Net Amount** - Cost Base Net Amount is an estimation of the adjustment to the unitholder's cost base assuming that the unitholder held the units for the full year and assuming that the unitholder is a resident individual for the income year and is not entitled to any tax exemption in relation to the income.

If you have any questions or would like more information about your investment, contact your financial adviser or visit our Investor Portal, <https://australianunitywealth.unitregistry.com.au/funds/public/login/au/investor>. Alternatively, you can call our Client Services team on 1300 997 774 or +61 3 9616 8687 from 8.30am to 5.30pm AEDT or email australianunitywealth@unitregistry.com.au

Your Wealth Team - Australian Unity

Enquiries: 1300 997 774
Mail: GPO Box 804
Melbourne VIC 3001
Web: australianunity.com.au
Email: australianunitywealth@unitregistry.com.au
Issued by: Australian Unity Funds Management
Limited
ABN 60 071 497 115
AFSL 234454

BEACON HILL WELDING PTY LTD EMPLOYEE STAFF
SUPER FUND
Unit 182
15 Lorraine Avenue
BERKELEY VALE NSW 2261

Page
1 of 3

Date
11 August 2022

Part A: Your Details

Account Name
BEACON HILL WELDING P/L ATF
BEACON HILL WELDING P/L EMPLOYEE
STAFF SF

Account Number
20524732

Account Holder Name TFN/ABN
BEACON HILL WELDING Provided
PTY LTD EMPLOYEE
STAFF SUPER FUND

Account TFN Type
SuperannuationFund

Tax Residence
Australia

Overseas Tax ID No
Not Provided

Financial Adviser
Michael Walker
+61 (2) 84040543

AMIT Member Annual Statement
Australian Unity Healthcare Property Trust -
Wholesale Units
01 July 2021 to 30 June 2022

Dear Investor(s)

Please find below the Attribution Managed Investment Trust Member Annual (AMMA) Statement for the year ended 30 June 2022 for your investment in the Australian Unity Healthcare Property Trust - Wholesale Units.

The following tax return items are valid for Australian resident individual unitholders only. Please retain this statement for tax purposes.

If any of the details in Part A are incorrect or if you have any questions about your account, you can call our Client Services team on 1300 997 774 or + 61 3 9616 8687 from 8.30am to 5.30pm, or email australianunitywealth@unitregistry.com.au

Part B Tax Return (Supplementary Section)	Summary of tax return (supplementary section) items	
	Amount (\$)	Tax return label
Non-primary production income	70.66	13U
Franked distributions from trusts	0.00	13C
Franking credits	0.00	13Q
Credit for tax file number (TFN) amounts withheld	0.00	13R
Share of credit for foreign resident amounts withheld	0.00	13A
Net capital gains	1.38	18A
Total current year capital gains	2.76	18H
Foreign entities - CFC income	0.00	19K
Assessable foreign source income	0.00	20E
Other net foreign source income	0.00	20M
Australian franking credits from a NZ company	0.00	20F
Foreign income tax offsets*	0.00	20O

*To work out your foreign income tax offset (FITO) entitlement, see "20 Foreign source income and foreign assets or property" or the Guide to foreign income tax offset rules 2017 on www.ato.gov.au.

Part C Components of an attribution	Cash distribution (\$)	Tax paid or tax offsets Gross Up (\$)	Attribution/Amount (\$)
Australian Income			
Dividends: unfranked amount	0.00	0.00	0.00
Dividends: unfranked CFI amount	0.00	0.00	0.00
Interest (subject to non-resident WHT)	0.00	0.00	0.00
Interest (not subject to non-resident WHT)	0.63	0.00	0.63
Other assessable Australian income	70.03	0.00	70.03
Other assessable Australian income (CBMI)	0.00	0.00	0.00
Other assessable Australian income (NCMI)	0.00	0.00	0.00
Other assessable Australian income (ExNCMI)	0.00	0.00	0.00
Non-primary production income	70.66	0.00	70.66
Dividend: Franked amount (Franked distributions)	0.00	0.00	0.00
Capital Gains			
Discounted capital gain NTARP	0.00	0.00	0.00
Capital gains - Discounted NTAP (NCMI)	0.00	0.00	0.00
Capital gains - Discounted NTAP (ExNCMI)	0.00	0.00	0.00
Discounted capital gain TARP	1.38	0.00	1.38
Capital gain: indexation method NTARP	0.00	0.00	0.00
Capital gain: indexation method TARP	0.00	0.00	0.00
Capital gain: other method NTARP	0.00	0.00	0.00
Capital gains - Other method NTAP (NCMI)	0.00	0.00	0.00
Capital gains - Other method NTAP (ExNCMI)	0.00	0.00	0.00
Capital gain: other method TARP	0.00	0.00	0.00
Capital gains - Discounted TAP (CBMI)	0.00	0.00	0.00
Capital gains - Discounted TAP (NCMI)	0.00	0.00	0.00
Capital gains - Discounted TAP (ExNCMI)	0.00	0.00	0.00
Capital gains - Other method TAP (CBMI)	0.00	0.00	0.00
Capital gains - Other method TAP (NCMI)	0.00	0.00	0.00
Capital gains - Other method TAP (ExNCMI)	0.00	0.00	0.00
Net capital gains	1.38	0.00	1.38
AMIT CGT gross up amount			1.38
Other capital gains distribution	1.38		
Total current year capital gains	2.76		2.76
Foreign Income			
Foreign Interest	0.00	0.00	0.00
Other Net Foreign Source Income	0.00	0.00	0.00
Assessable net foreign income	0.00	0.00	0.00
Attributed CFC income	0.00	0.00	0.00
Total foreign income	0.00	0.00	0.00
Tax Offset		Amount (\$)	
Franking credit tax offset		0.00	
Foreign income tax offset		0.00	
Australian franking credits from a NZ company		0.00	
Total tax offset		0.00	
Other Non-Assessable Amounts	Cash distribution (\$)	Attribution amount (\$)	
Tax-exempt amounts	0.00	0.00	
Tax-free amounts	0.00	0.00	
Gross cash distribution	290.28		
AMIT Cost Base Adjustment		Amount (\$)	
AMIT cost base - excess		216.86	
AMIT cost base - shortfall		0.00	
Other Deductions From Distributions			
Less Resident withholding tax	0.00		
Less non-resident withholding tax	0.00		
Less non-resident withholding tax (s12H)	0.00		
Other Rebate Income	0.00		
Net cash distributions	290.28		

Non-resident Reporting	Attribution/Amount (\$)	Tax paid (\$)
Interest exempt from withholding	0.00	0.00
Non-resident withholding amount	0.00	0.00
Non-resident member ss276-105(2)(a) or (b)	0.00	0.00
Non-resident member ss276-105(2)(c)	0.00	0.00
Managed Investment Trust Fund Payment	0.00	0.00
Managed Investment Trust Fund Payment (CBMI)	0.00	0.00
Managed Investment Trust Fund Payment (NCMI)	0.00	0.00
Managed Investment Trust Fund Payment (ExNCMI)	0.00	0.00
Managed Investment Trust Fund Payment (Total)	0.00	0.00
Deemed payment - Dividend	0.00	0.00
Deemed payment - Interest	0.00	0.00
Deemed payment - Fund Payment	0.00	0.00
Deemed payment - Fund Payment (CBMI)	0.00	0.00
Deemed payment - Fund Payment (NCMI)	0.00	0.00
Deemed payment - Fund Payment (ExNCMI)	0.00	0.00
Deemed payment - Fund Payment (Total)	0.00	0.00
Deemed payment - Royalties	0.00	0.00

Notes:

Non resident withholding tax (12-H)/Income Tax (s276-105) - If Managed Investment Trust withholding tax is applicable to your investment, this is the sum of the amounts withheld from fund payments made for the year ended 30 June pursuant to Subdivision 12-H and Subdivision 12A-B of Schedule 1 of the Taxation Administration Act 1953. Otherwise Tax may be payable per section s276-105 of the Income Tax Assessment Act 1997.

* **Cost Base Net Amount** - Cost Base Net Amount is an estimation of the adjustment to the unitholder's cost base assuming that the unitholder held the units for the full year and assuming that the unitholder is a resident individual for the income year and is not entitled to any tax exemption in relation to the income.

If you have any questions or would like more information about your investment, contact your financial adviser or visit our Investor Portal, <https://australianunitywealth.unitregistry.com.au/funds/public/login/au/investor>. Alternatively, you can call our Client Services team on 1300 997 774 or +61 3 9616 8687 from 8.30am to 5.30pm AEDT or email australianunitywealth@unitregistry.com.au

Your Wealth Team - Australian Unity

Cromwell Property Group

Cromwell Corporation Limited ABN 44 001 056 980
 Cromwell Diversified Property Trust ARSN 102 982 598
 (the responsible entity of which is Cromwell Property Securities Limited
 ABN 11 079 147 809, AFSL 238 052)



021 003524

BEACON HILL WELDING PTY LTD
 <B HILL WLDING PL EMP SF A/C>
 UNIT 182
 15 LORRAINE AVENUE
 BERKELEY VALE NSW 2261

Statement Date: 19 August 2022
Reference Number: X*****0695
TFN/ABN Status: Quoted

Cromwell Property Group Attribution Managed Investment Trust Member Annual Statement For The Year Ended 30 June 2022

This Attribution Managed Investment Trust Member Annual Statement (AMMA Statement) has been prepared to assist you with the completion of your Australian income tax return for the year ended 30 June 2022. This AMMA Statement should be read in conjunction with the Cromwell Property Group AMMA Statement Guide, a copy of which is available on the Cromwell Property Group website.

When you invest in Cromwell Property Group you acquire Cromwell Property Group stapled securities (ASX code: CMW). Each stapled security consists of a share in Cromwell Corporation Limited (CCL) and a unit in Cromwell Diversified Property Trust (DPT).

Part A: Summary of 2022 Tax Return & Supplementary Section		
Tax Return & Supplementary Section Item	Amount	Tax Return Label
Franked amount	\$0.00	11T
Franking credit	\$0.00	11U
Non-primary production (NPP) income – Share of net income from trusts, less capital gains, foreign income and franked distributions	\$2,480.44	13U
NPP Income - Franked distributions from trusts	\$31.93	13C
Other deductions relating to NPP income	\$0.00	13Y
Share of credit for tax withheld where Australian business number not quoted	\$0.00	13P
Share of franking credits from franked dividends	\$18.12	13Q
Share of credit for amounts withheld from foreign resident withholding (excluding capital gains)	\$0.00	13A
Share of credit for tax file number amounts withheld from interest, dividends and unit trust distributions	\$0.00	13R
Net capital gain	\$0.00	18A
Total current year capital gains	\$0.00	18H
Assessable foreign source income	\$0.00	20E
Other net foreign source income	\$0.00	20M
Foreign tax income offset	\$0.00	20O

Cromwell Property Group

 Cromwell Corporation Limited ABN 44 001 056 980
 Cromwell Diversified Property Trust ARSN 102 982 598
 (the responsible entity of which is Cromwell Property Securities Limited
 ABN 11 079 147 809, AFSL 238 052)

Part B: Components of Attribution (DPT Distribution)				
	Notes	Cash Distributions	Foreign Income Tax Offset/ Franking Credit (grossed up)	Attributable Amount
Australian Income				
Dividends – unfranked amount not declared to be CFI	1	\$0.03		\$0.03
Dividends – unfranked amount declared to be CFI	2	\$0.00		\$0.00
Interest (not subject to non-resident withholding tax)	3	\$0.00		\$0.00
Interest (subject to non-resident withholding tax)	4	\$329.45		\$329.45
Other assessable Australian income	5	\$2,128.07		\$2,128.07
Non-concessional MIT income (NCMI) – NPP	6	\$15.16		\$15.16
Excluded from NCMI – NPP	7	\$7.73		\$7.73
Non-Primary Production Income (A)		\$2,480.44		\$2,480.44
Dividends – Franked Amount (X)	8	\$13.81	\$18.12	\$31.93
Capital Gains				
Capital gains – discount method (TAP)	9	\$0.00		\$0.00
Capital gains – discount method (NTAP)	9	\$0.00		\$0.00
Capital gains – other method (TAP)	10	\$0.00		\$0.00
Capital gains – other method (NTAP)	10	\$0.00		\$0.00
Net Capital Gains		\$0.00		\$0.00
AMIT CGT gross up amount	11			\$0.00
Other capital gains distribution	12	\$0.00		\$0.00
Total Current Year Capital Gains (C)	13	\$0.00		\$0.00
NCMI capital gains	14	\$0.00		\$0.00
Excluded from NCMI capital gains	14	\$0.00		\$0.00
Foreign Income				
Other net foreign source income	15	\$0.00	\$0.00	\$0.00
Assessable Foreign Source Income				
Controlled foreign company income	16	\$0.00	\$0.00	\$0.00
Total Foreign Income (D)		\$0.00	\$0.00	\$0.00
Cash Distribution Sub-Total (A+X+C+D)		\$2,494.25		
Other Non-Assessable Amounts				
Net exempt income	17	\$0.00		
Non-assessable non-exempt amount	18	\$0.00		
Other non-attributable amounts	19	\$4,266.19		
Total Non-Assessable Amounts (E)		\$4,266.19		
Gross Cash Distribution (A+X+C+D+E)		\$6,760.44		
Other Deductions from Distribution				
Less: TFN/ABN amounts withheld	20	\$0.00		
Less: Non-resident withholding tax	21	\$0.00		
Net Cash Distribution		\$6,760.44		

Cromwell Property Group

Cromwell Corporation Limited ABN 44 001 056 980
 Cromwell Diversified Property Trust ARSN 102 982 598
 (the responsible entity of which is Cromwell Property Securities Limited
 ABN 11 079 147 809, AFSL 238 052)

Part C: Attribution Managed Investment Trust (AMIT) Cost Base Adjustments		
	Notes	
AMIT cost base net amount – excess (decrease)	22	\$4,266.19
AMIT cost base net amount – shortfall (increase)	23	\$0.00

Cromwell Corporation Limited Dividends
For The Year Ended 30 June 2022

Part D: Summary of CCL Dividends				
	Notes	CCL Dividend Amount	Franking Credit	Franking Percentage
Dividend				
Franked amount	24	\$0.00	\$0.00	0%

AMMA Statement Guide

The Cromwell Property Group AMMA Statement Guide contains general information about how to use this AMMA Statement when you complete your 2022 Tax Return.

To view the 2022 AMMA Statement Guide, please visit: <https://www.cromwellpropertygroup.com/securityholder-centre/taxation-information>

Please contact Cromwell's Investor Services Team on 1300 268 078 if you require a hard copy of the AMMA Statement Guide.

This AMMA Statement contains important information.

Please retain this AMMA Statement for income tax purposes.

21 July 2022

BEACON HILL WELDING PTY LTD <B HILL WLDING PL EMP SF A/C>
 UNIT 182
 15 LORRAINE AVENUE
 BERKELEY VALE NSW 2261

ASX Code: MGF
 APIR Code: MGE0001AU
 Investor Number: H020032
 HIN: X*****695

Attribution Managed Investment Trust Member Annual (AMMA) Statement
For the year ended 30 June 2022
Magellan Global Fund (Closed Class Units)

Part A - Your Details

You are recorded as being: Other
 Australian Tax File Number (TFN) / ABN Quoted: Provided
 Country of residence at 30 Jun 2022: Australia

Part B - Summary of 2022 Tax Return (supplementary section) Items

	Amount	Tax return label
Share of net income from trusts, less net capital gains, foreign income and franked distributions	0.00	13U
Franked distributions from trusts	0.00	13C
Other deductions relating to non-primary production income	0.00	13Y
Share of credit for foreign resident withholding amounts (excluding capital gains)	0.00	13A
Share of National rental affordability scheme tax offset	0.00	13B
Share of credit for tax withheld where Australian business number not quoted	0.00	13P
Share of franking credit from franked dividends	0.00	13Q
Share of credit for tax file number amounts withheld from interest, dividends and unit trust distributions	278.00	13R
Share of credit for tax paid by trustee	0.00	13S
Early stage venture capital limited: current year tax offset	0.00	T7K
Early stage investor: current year tax offset	0.00	T8L
Other refundable tax offsets: Exploration credits	0.00	T9 (Code E)
Net capital gain	573.05	18A
Total current year capital gains	1,146.10	18H
Credit for foreign resident capital gains withholding amounts	0.00	18X
CFC Income	0.00	19K
Transferor trust income	0.00	19B
Assessable foreign source income	203.27	20E
Other net foreign source income	203.27	20M
Australian franking credits from a New Zealand franking company	0.00	20F
Foreign Income Tax Offsets *	61.79	20O

* The foreign income tax offset represents foreign income tax offsets in respect of both foreign income and foreign capital gains derived by the Fund. Foreign income tax offsets on foreign capital gains have not been reduced by the capital gains tax discount.

Please retain this statement for Income Tax Purposes

Part C	Component of attribution	Cash Distribution	Tax Paid/Frinking Credit (grossed up)	Attribution	Tax return Label
Australian Income					
	Interest (subject to withholding tax)	0.00		0.00	
	Interest (not subject to withholding tax)	0.00		0.00	
	Dividends: unfranked amount	0.00		0.00	
	Dividends: unfranked amount declared to be CFI	0.00		0.00	
	Dividends: unfranked amount not declared to be CFI	0.00		0.00	
	Dividends: less LIC capital gain deduction	0.00		0.00	
	Other assessable Australian income	0.00		0.00	
	NCMI - Non-primary production	0.00		0.00	
	Excluded from NCMI - Non-primary production	0.00		0.00	
	Share of net income from trusts, less net capital gains, foreign income and franked distributions	0.00		0.00	13U
	Dividends: Franked amount	0.00	0.00	0.00	13C/13Q
Capital gains					
	Capital gains discount - Taxable Australian property	0.00		0.00	
	Capital gains discount - Non-Taxable Australian property	527.04	0.00	573.05	
	Capital gains other - Taxable Australian property	0.00		0.00	
	Capital gains other - Non-Taxable Australian property	0.00	0.00	0.00	
	NCMI capital gains	0.00		0.00	
	Excluded from NCMI capital gains	0.00		0.00	
	Net capital gain	527.04	0.00	573.05	18A
	AMIT CGT gross up amount	0.00		573.05	
	Other capital gains distribution	527.05		0.00	
	Total current year capital gains	1,054.09	0.00	1,146.10	18H
Foreign income					
	Other net foreign source income	130.13	61.79	203.27	20M/20O
	Assessable foreign source income	130.13	61.79	203.27	20E
	Australian franking credits from a New Zealand franking company	0.00	0.00	0.00	20F
	CFC income	0.00		0.00	19K
	Transferor trust income	0.00		0.00	19B
	Total foreign income	130.13	61.79	203.27	
Tax offsets					
	Franking credit tax offset (including Australian franking credits from a New Zealand franking company)	0.00		13Q / 20F	
	Foreign income tax offset	61.79		20O	
	Total tax offsets	61.79			

<u>Other non-assessable amounts and cost base details</u>	Cash distribution	Attribution/Amount	Other amount
Net exempt income	0.00	0.00	
Non-assessable non-exempt amount	0.00	0.00	
Other non-attributable amounts	0.00		

Gross cash distribution	1,184.22		1,184.22
AMIT cost base net amount - excess (decrease)			0.00
AMIT cost base net amount - shortfall (increase)			103.36

<u>Other amounts deducted from trust distribution</u>	Cash Amount	Tax return label
TFN amounts withheld	278.00	13R
Non-resident withholding tax deducted	0.00	
Other expenses	0.00	13Y
Credit for foreign resident capital gains withholding	0.00	18X
Net cash distribution	906.22	

This guide provides general information and has been prepared to assist you in understanding the various components of the Attribution Managed Investment Trust Member Annual (AMMA) Statement which you have received from the Fund in relation to the year ended 30 June 2022. This guide has been prepared to assist you in completing your income tax return for the year ending 30 June 2022.

Australian tax laws are complex and each unitholder's particular circumstances will be different. You should seek your own tax advice before taking any action based on this guide and consult your professional tax advisor for advice specific to your circumstances. This guide should be read in conjunction with the Australian Taxation Office's (ATO's) instructions and publications. The comments contained in this guide do not constitute legal, tax or financial planning advice. They are general in nature, offered on an informative basis only and are not intended to cover all of the potential tax consequences in relation to a particular unitholder. Certain items discussed in this guide may not apply to certain unitholders (for example, due to the unitholder's residency, entity type or some other factor).

The Fund is an Attribution Managed Investment Trust (AMIT) for the year ended 30 June 2022. Your AMMA Statement includes amounts attributed to you from the Fund relating to the year ended 30 June 2022. You may be required to include these amounts in your tax return for the 2022 financial year.

This AMMA Statement is prepared for an Australian resident individual investor who holds units in the Fund on a capital account. Unitholders should seek professional taxation advice in relation to this AMMA statement.

Part A - Your details

Part A are the details you provided and reported at the time this statement was generated.

Part B - Tax return information

Part B is a summary of the amounts attributed to you from the Fund that are relevant for the completion of your 2022 tax return. Depending on your circumstances, you may be able to copy the amounts from Part B of this AMMA statement to your corresponding labels of the Tax Return (Supplementary Section) 2022. The breakdown of the components is shown in Part C of your AMMA statement.

Part C - Component of attribution

This section of your AMMA Statement gives you a detailed breakdown of the cash paid to you and the amounts attributed to you. The information in Part C of your AMMA Statement may be required for you to complete other parts of your income tax return.

1. Australian income

The details provide a breakdown of Label 13U Non-primary production income and Label 13C Franked distributions from trusts. This information may be necessary for those investors who use the Application for refund of franking credits for individuals during 2022.

2. Capital gains

Capital gains discount - Taxable Australian Property (TAP) and Non-Taxable Australian Property (NTAP)

The capital gains tax (CGT) discount is generally available for gains on the disposal of investments that have been held for at least 12 months. These items are that part of the Fund's net capital gain that represents discount capital gains paid and attributed to you. Resident individuals and trusts (conditions apply) may be eligible for a 50% CGT discount and resident complying superannuation funds may be eligible for a 33.33% CGT discount. Companies are not eligible for the CGT discount.

Capital gains other - Taxable Australian Property (TAP) and Non-Taxable Australian Property (NTAP)

These items are capital gains paid and attributed to you in relation to the disposal of investments held by the Fund which are held for less than 12 months. The CGT discount is not available in relation to such gains.

Net capital gains

This amount represents the taxable capital gains which is the sum of the capital gains (discounted and other methods) and any foreign tax paid on capital gains.

AMIT CGT gross up amount

This item shows the additional amount treated as capital gains of a unitholder under ss 276-85(3) and (4) of the Income Tax Assessment Act 1997 (ITAA 1997), and is included in the AMIT cost base increase amount under s104-107E of the ITAA 1997. This amount is equal to the sum of the attribution column for Capital gains discount - Taxable Australian Property (TAP) and Capital gains discount - Non-Taxable Australian Property (NTAP).

Other capital gains distribution

Other capital gains distributions are shown in the Cash distribution column to represent the total amount of cash distributed in relation to all capital gains, other than the amounts already shown in the Cash distribution columns for Capital gains discount - NTAP & TAP and Capital gains other - NTAP & TAP.

3. Foreign income

The Foreign income section includes all foreign income except foreign capital gains. Foreign tax paid on foreign income (other than foreign capital gains) is also shown here.

4. Other non-assessable amounts and cost base details

Other non-assessable amounts have been divided into three categories depending on the nature of the amount. These amounts may not be immediately assessable for income tax purposes and may not be required to be included in your tax return. However, they may be relevant when determining any adjustment to the cost base of your unit holding and may be relevant in working out your gain/loss at the time you dispose of your units in the Fund.

Other non-attributable amounts

Other non-attributable amounts are cash distributions paid to you that exceed the attribution amount, to the extent they are not already shown in other components. These amounts are reflected in the calculation of the AMIT cost base net amount - excess or shortfall. It does not include Other capital gains distributions which are shown at the capital gains section.

AMIT cost base net amounts

Under the AMIT regime you are required to adjust your cost base of your units as follows:

AMIT cost base net amount - excess (decrease). You must reduce the cost base and reduced cost base of your units in the Fund by the AMIT cost base net amount - excess. A capital gain may also arise if your AMIT cost base net amount - excess is greater than your cost base of your units in the Fund.

AMIT cost base net amount - shortfall (increase). You must increase the cost base and reduced cost base of your units in the Fund by the AMIT cost base net amount - shortfall.

End of Document



NB GLOBAL CORPORATE INCOME TRUST

ARSN 627 297 241

GLOBAL • INCOME • DIVERSIFICATION

BEACON HILL WELDING PTY LTD
<B HILL WLDING PL EMP SF A/C>
UNIT 182
15 LORRAINE AVENUE
BERKELEY VALE NSW 2261

Fully Paid Ordinary

Investor Number: S00115306294

Investor Name: BEACON HILL WELDING PTY LTD

Attribution Managed Investment Trust Member Annual Statement for the year ended 30 June 2022

This statement assumes that you are an Australian resident individual unitholder. We recommend that if this is not applicable or your situation is unusual or complex that you seek professional advice.

Summary of 2022 Tax Return (supplementary section) Items

Tax Return (supplementary section)	Amount (\$) ¹	Tax Return Label
Share of non-primary production (NPP) income	0.25	13U
NPP income - Franked distributions from trusts ²	0.00	13C
Other deductions relating to NPP distributions	0.00	13Y
Share of franking credit from franked dividends	0.00	13Q
Share of credit for TFN amounts withheld	0.00	13R
Share of credit for non-resident withholding amounts withheld	0.00	13A
Total current year capital gains	0.00	18H
Net capital gain	0.00	18A
Assessable foreign source income	986.63	20E
Other net foreign source income	986.63	20M
Foreign income tax offsets ³	0.25	20O

Please see reverse for detailed components of the distribution.

Components of Distribution

	Cash Distribution (\$)	Tax Paid/Offsets (\$) (E)	Attribution Amount (\$)
Australian Income			
Dividends – Unfranked	0.00		0.00
Conduit Foreign Income	0.00		0.00
Interest	0.00		0.00
Other income	0.25		0.25
<hr/>			
Non-Primary Production Income (A)	0.25		0.25
Dividends: Franked amount (Franked Dist) (X)	0.00	0.00	0.00
Capital Gains			
Discounted capital gain (TAP)	0.00	0.00	0.00
Discounted capital gain (NTAP)	0.00	0.00	0.00
Capital gains – Other method (TAP)	0.00	0.00	0.00
Capital gains – Other method (NTAP)	0.00	0.00	0.00
<hr/>			
Net Capital Gain	0.00	0.00	0.00
AMIT CGT Gross up amount			0.00
Other capital gains distribution	0.00		
Total current year capital gains (C)	0.00		0.00
<hr/>			
Foreign Income			
Assessable foreign source income	986.38	0.25	986.63
<hr/>			
Total foreign income (D)	986.38	0.25	
<hr/>			
Cash Distribution Sub Total (A+X+C+D)	986.63		
Other Non-Assessable Amounts			
Net exempted amounts	0.00		
Non-assessable non-exempt amounts (F)	0.00		
Other non-attributable amounts	0.00		
<hr/>			
Gross Cash Distribution (G)	986.63		
Attribution Managed Investment Trust (AMIT) cost base adjustments	Amounts (\$)		
AMIT cost base net amount – excess (decrease)	0.00		
AMIT cost base net amount – shortfall (increase)	0.00		
<hr/>			
Other amounts deducted from trust distributions	Amounts (\$)		
Less: TFN amounts withheld	0.00		
Less: Non-resident withholding tax	0.00		
Less: Other expenses	0.00		
<hr/>			
Net Cash Distribution	986.63		


Notes:


1. All amounts are in Australian dollars and withholding tax has been deducted where applicable.
2. Trustees may choose to show the franked distributions at label 13C rather than at label 13U.
3. If your total foreign income tax offset from all sources for the year is \$1,000 or less, then you can claim this amount in full. Otherwise you will need to refer to the publication *Guide To Foreign Income Tax Offset Rules (NAT 72923)* to work out your entitlement.

PLEASE RETAIN THIS STATEMENT FOR INCOME TAX PURPOSES



Update your information:

 **Online:**
www.investorcentre.com/au

 **By Mail:**
Computershare Investor Services Pty Limited
GPO Box 2975 Melbourne
VIC 3001 Australia

Enquiries:

(within Australia) 1800 339 522
(international) +61 3 9415 4031

Holder Identification Number (HIN)

HIN WITHHELD

ASX Code	ABC
TFN/ABN Status	Quoted
Record Date	23 September 2021
Payment Date	6 October 2021
Direct Credit Reference No.	811794

2021 Interim Dividend

Dear Securityholder,

This payment represents an interim dividend of 5.5 cents per share for the half year ended 30 June 2021. This dividend is paid on the shares registered in your name and entitled to participate as at the record date of 23 September 2021. This payment is 100% franked at the corporate tax rate of 30%.

Please register at www.investorcentre.com/au in order to update your TFN, bank account and other details online.

Class Description	Amount per Security	Number of Securities	Franked Amount	Unfranked Amount	Gross Payment
Ordinary Shares	5.5 cents	3,700	\$203.50	\$0.00	\$203.50
Net Payment					\$203.50
Franking Credit					\$87.21

Note: You should retain this statement to assist you in preparing your tax return.


Your Payment Instruction


COMMONWEALTH BANK OF AUSTRALIA
BSB: 062-287 Account number: XXXXXX98

Amount Deposited
AUD\$203.50

If payment cannot be made to the above instruction, a cheque will be forwarded to your registered address.

Update your information:

 **Online:**
www.investorcentre.com/au

 **By Mail:**
Computershare Investor Services Pty Limited
GPO Box 2975 Melbourne
VIC 3001 Australia

Enquiries:

(within Australia) 1800 339 522
(international) +61 3 9415 4031

Holder Identification Number (HIN)

HIN WITHHELD

ASX Code	ABC
TFN/ABN Status	Quoted
Record Date	28 March 2022
Payment Date	11 April 2022
Direct Credit Reference No.	811439

2021 Final Dividend

Dear Securityholder,

This payment represents a final dividend of 7 cents per share for the year ended 31 December 2021. This dividend is paid on the shares registered in your name and entitled to participate as at the record date of 28 March 2022. This payment is 100% franked at the corporate tax rate of 30%.

Please register at www.investorcentre.com/au in order to update your TFN, bank account and other details online.

Class Description	Amount per Security	Number of Securities	Franked Amount	Unfranked Amount	Gross Payment
Ordinary Shares	7 cents	3,700	\$259.00	\$0.00	\$259.00
Net Payment					\$259.00
Franking Credit					\$111.00

Note: You should retain this statement to assist you in preparing your tax return.

Your Payment Instruction

COMMONWEALTH BANK OF AUSTRALIA
BSB: 062-287 Account number: XXXXXX98

Amount Deposited
AUD\$259.00

If payment cannot be made to the above instruction, a cheque will be forwarded to your registered address.




049985 000 ANZ




BEACON HILL WELDING PTY LTD
<B HILL WLDING PL EMP SF A/C>
UNIT 182
15 LORRAINE AVE
BERKELEY VALE NSW 2261

NEED ASSISTANCE?

 anz.com/shareholder/centre
anzshareregistry@computershare.com.au

 Computershare Investor Services Pty Limited
GPO Box 2975 Melbourne
Victoria 3001 Australia

 1800 113 399 (within Australia)
0800 174 007 (within New Zealand)
+61 3 9415 4010 (outside Australia)

Holder Identification Number (HIN)

HIN WITHHELD

Share Class	Ordinary
Record Date	11 May 2021
Payment Date	1 July 2021
TFN/ABN	Quoted

Payment in Australian dollars

DIVIDEND ADVICE

The details of your **Interim Dividend** of A\$0.70 per share for the half year ended 31 March 2021 are set out below.

NUMBER OF SHARES	FRANKED AMOUNT	UNFRANKED AMOUNT	NET AMOUNT	FRANKING CREDIT
697	A\$487.90	A\$0.00	A\$487.90	A\$209.10

The dividend is 100% franked at the Australian company tax rate of 30%.

A NZ Imputation Credit of **NZ\$55.76** has been attached to the above dividend. For NZ taxpayers, your NZ gross income will include the aggregate of the Net Amount and the NZ Imputation Credit which should be included in your income tax return.

Shareholders should obtain their own professional advice on the tax implications of the dividend and retain this document to assist in tax return preparation.

PAYMENT INSTRUCTIONS

COMMONWEALTH BANK OF AUSTRALIA

BSB:	XXX-XXX
Account number:	XXXXXX98
Payment reference:	664220

PAYMENT AMOUNT: A\$487.90

If payment cannot be made to the above account, you will be notified and your entitlement will be held pending receipt of updated direct credit instructions.



UPCOMING EVENTS

28 October 2021
Full Year Results announced




050625 000 ANZ




BEACON HILL WELDING PTY LTD
<B HILL WLDING PL EMP SF A/C>
UNIT 182
15 LORRAINE AVE
BERKELEY VALE NSW 2261

NEED ASSISTANCE?

 anz.com/shareholder/centre
anzshareregistry@computershare.com.au

 Computershare Investor Services Pty Limited
GPO Box 2975 Melbourne
Victoria 3001 Australia

 1800 113 399 (within Australia)
0800 174 007 (within New Zealand)
+61 3 9415 4010 (outside Australia)

Holder Identification Number (HIN)

HIN WITHHELD

Share Class	Ordinary
Record Date	9 November 2021
Payment Date	16 December 2021
TFN/ABN	Quoted

Payment in Australian dollars

DIVIDEND ADVICE

The details of your **Final Dividend** of A\$0.72 per share for the year ended 30 September 2021 are set out below.

NUMBER OF SHARES	FRANKED AMOUNT	UNFRANKED AMOUNT	NET AMOUNT	FRANKING CREDIT
697	A\$501.84	A\$0.00	A\$501.84	A\$215.07

The dividend is 100% franked at the Australian company tax rate of 30%.

A NZ Imputation Credit of **NZ\$55.76** has been attached to the above dividend. For NZ taxpayers, your NZ gross income will include the aggregate of the Net Amount and the NZ Imputation Credit which should be included in your income tax return.

Shareholders should obtain their own professional advice on the tax implications of the dividend and retain this document to assist in tax return preparation.

PAYMENT INSTRUCTIONS



COMMONWEALTH BANK OF AUSTRALIA

BSB:	XXX-XXX
Account number:	XXXXXX98
Payment reference:	655830

PAYMENT AMOUNT: A\$501.84

If payment cannot be made to the above account, you will be notified and your entitlement will be held pending receipt of updated direct credit instructions.



To update your shareholder information in a fast, secure and environmentally friendly way visit anz.com/easyupdate.



Payment Advice



**Commonwealth
Bank**

ABN 48 123 123 124

All Registry communications to:
Commonwealth Bank of Australia
Locked Bag A14, Sydney South, NSW, 1235
Telephone: 1800 022 440
ASX Code: **CBA**
Email: cba@linkmarketservices.com.au
Website: www.linkmarketservices.com.au

COMMONWEALTH BANK OF AUSTRALIA

ABN: 48 123 123 124

BEACON HILL WELDING PTY LTD <B HILL WLDING PL EMP SF
A/C>

UNIT 182
15 LORRAINE AVENUE
BERKELEY VALE NSW
2261

DIVIDEND STATEMENT

Reference No.: X*****0695
Payment Date: 29 September 2021
Record Date: 18 August 2021

Security Description	Dividend Rate per Share	Participating Shares	Unfranked Amount	Franked Amount	Total Payment	Franking Credit
CBA - ORDINARY SHARES	\$2.00	272	\$0.00	\$544.00	\$544.00	\$233.14

Less Withholding Tax

\$0.00

Net Amount

AUD 544.00

Represented By:

Direct Credit amount

AUD 544.00

BANKING INSTRUCTIONS

The amount of AUD 544.00 was deposited to the bank account detailed below:

COMMONWEALTH BANK OF AUSTRALIA

BEACON HILL WELDING PTY LTD <B H

BSB: 062-287 **ACC:** *****7598

DIRECT CREDIT REFERENCE NO.: 1263369071

FRANKING INFORMATION

Franked Rate per Share

\$2.00

Franking Percentage

100%

Company Tax Rate

30%

New Zealand Imputation Credit in NZD

\$27.20

Attached to this dividend is a New Zealand Imputation Credit of NZ\$0.10 per share. The only Commonwealth Bank shareholders who may obtain benefits from the New Zealand Imputation Credits are New Zealand resident taxpayers who meet certain other requirements. If you require further information, we recommend you talk to your tax advisor or the New Zealand Inland Revenue Department.

For the avoidance of doubt, the offer of the Dividend Reinvestment Plan (DRP) to the public in New Zealand is made in compliance with Australian law and any code, rules or other requirements relating to the offer of the DRP in Australia.

The total amount together with the franking credit (if any) should be disclosed as assessable income in your Australian tax return.

Note: You may require this statement for taxation purposes. All investors should seek independent advice relevant to their own particular circumstances.

Please ensure your details are current by viewing and updating via the online service centre.

Payment Advice



Commonwealth
Bank

ABN 48 123 123 124

All Registry communications to:
Commonwealth Bank of Australia
Locked Bag A14, Sydney South, NSW, 1235
Telephone: 1800 022 440
ASX Code: **CBA**
Email: cba@linkmarketservices.com.au
Website: www.linkmarketservices.com.au

COMMONWEALTH BANK OF AUSTRALIA

ABN: 48 123 123 124

BEACON HILL WELDING PTY LTD <B HILL WLDING PL EMP SF A/C>

UNIT 182
15 LORRAINE AVENUE
BERKELEY VALE NSW
2261

DIVIDEND STATEMENT

Reference No.: X*****0695
Payment Date: 30 March 2022
Record Date: 17 February 2022

Security Description	Dividend Rate per Share	Participating Shares	Unfranked Amount	Franked Amount	Total Payment	Franking Credit
CBA - ORDINARY SHARES	\$1.75	272	\$0.00	\$476.00	\$476.00	\$204.00
		Less Withholding Tax			\$0.00	
		Net Amount			AUD 476.00	
		Represented By:				
		Direct Credit amount			AUD 476.00	

BANKING INSTRUCTIONS

The amount of AUD 476.00 was deposited to the bank account detailed below:

COMMONWEALTH BANK OF AUSTRALIA

BEACON HILL WELDING PTY LTD <B H
BSB: 062-287 **ACC:** *****7598

DIRECT CREDIT REFERENCE NO.: 1272085889

FRANKING INFORMATION

Franked Rate per Share \$1.75
Franking Percentage 100%
Company Tax Rate 30%

New Zealand Imputation Credit in NZD

\$27.20

Attached to this dividend is a New Zealand Imputation Credit of NZ\$0.10 per share. The only Commonwealth Bank shareholders who may obtain benefits from the New Zealand Imputation Credits are New Zealand resident taxpayers who meet certain other requirements. If you require further information, we recommend you talk to your tax advisor or the New Zealand Inland Revenue Department.

For the avoidance of doubt, the offer of the Dividend Reinvestment Plan (DRP) to the public in New Zealand is made in compliance with Australian law and any code, rules or other requirements relating to the offer of the DRP in Australia.

The total amount together with the franking credit (if any) should be disclosed as assessable income in your Australian tax return.

Note: You may require this statement for taxation purposes. All investors should seek independent advice relevant to their own particular circumstances.

Please ensure your details are current by viewing and updating via the online service centre.

Payment Advice



**Commonwealth
Bank**

ABN 48 123 123 124

All Registry communications to:
Commonwealth Bank of Australia
Locked Bag A14, Sydney South, NSW, 1235
Telephone: 1800 022 440
ASX Code: **CBAPF**
Email: cba@linkmarketservices.com.au
Website: www.linkmarketservices.com.au

COMMONWEALTH BANK OF AUSTRALIA

ABN: 48 123 123 124

**BEACON HILL WELDING PTY LTD <B HILL WLDING PL EMP SF
A/C>**

UNIT 182
15 LORRAINE AVENUE
BERKELEY VALE NSW
2261

DISTRIBUTION STATEMENT

Reference No.: X*****0695
Payment Date: 15 September 2021
Record Date: 07 September 2021

Security Description	Rate per Unit	Participating Units	Distribution Amount	Unfranked Amount	Franked Amount	Total Payment	Franking Credit
CBAPF - PERLS IX	\$0.6924	200	\$138.48	\$0.00	\$138.48	\$138.48	\$59.35
			Less Withholding Tax			\$0.00	
			Net Amount			AUD 138.48	
			Represented By:				
			Direct Credit amount			AUD 138.48	

BANKING INSTRUCTIONS

The amount of AUD 138.48 was deposited to the bank account detailed below:

COMMONWEALTH BANK OF AUSTRALIA

BEACON HILL WELDING PTY LTD <B H
BSB: 062-287 ACC: *****7598

DIRECT CREDIT REFERENCE NO.: 1267158421

FRANKING INFORMATION

Franking Percentage 100%
Company Tax Rate 30%

This statement relates to the PERLS IX distribution payment for the distribution period from 15 June 2021 to 14 September 2021 inclusive (92 days) payable to PERLS IX holders entitled to participate in the distribution at the Record Date. The distribution per security face value in respect of this distribution period was 2.7470% p.a. calculated as follows:

Market Rate (90 day bank bill swap rate):	0.0243%
plus Margin:	3.9000%

	3.9243%
Multiplied by (1 - Tax Rate):	0.7

Distribution Rate:	2.7470%

Note: You may require this statement for taxation purposes. All investors should seek independent advice relevant to their own particular circumstances.

Please ensure your details are current by viewing and updating via the online service centre.

Payment Advice



**Commonwealth
Bank**

ABN 48 123 123 124

All Registry communications to:
Commonwealth Bank of Australia
Locked Bag A14, Sydney South, NSW, 1235
Telephone: 1800 022 440
ASX Code: **CBAPF**
Email: cba@linkmarketservices.com.au
Website: www.linkmarketservices.com.au

COMMONWEALTH BANK OF AUSTRALIA

ABN: 48 123 123 124

BEACON HILL WELDING PTY LTD <B HILL WLDING PL EMP SF A/C>

UNIT 182
15 LORRAINE AVENUE
BERKELEY VALE NSW
2261

DISTRIBUTION STATEMENT

Reference No.: X*****0695
Payment Date: 15 December 2021
Record Date: 07 December 2021

Security Description	Rate per Unit	Participating Units	Distribution Amount	Unfranked Amount	Franked Amount	Total Payment	Franking Credit
CBAPF - PERLS IX	\$0.6825	200	\$136.50	\$0.00	\$136.50	\$136.50	\$58.50
			Less Withholding Tax			\$0.00	
			Net Amount			AUD 136.50	
			Represented By:				
			Direct Credit amount			AUD 136.50	

BANKING INSTRUCTIONS

The amount of AUD 136.50 was deposited to the bank account detailed below:

COMMONWEALTH BANK OF AUSTRALIA

BEACON HILL WELDING PTY LTD <B H
BSB: 062-287 ACC: *****7598

DIRECT CREDIT REFERENCE NO.: 1270322629

FRANKING INFORMATION

Franking Percentage 100%
Company Tax Rate 30%

This statement relates to the PERLS IX distribution payment for the distribution period from 15 September 2021 to 14 December 2021 inclusive (91 days) payable to PERLS IX holders entitled to participate in the distribution at the Record Date. The distribution per security face value in respect of this distribution period was 2.7377% p.a. calculated as follows:

Market Rate (90 day bank bill swap rate):	0.0110%
plus Margin:	3.9000%

	3.9110%
Multiplied by (1 - Tax Rate):	0.7

Distribution Rate:	2.7377%

Note: You may require this statement for taxation purposes. All investors should seek independent advice relevant to their own particular circumstances.

Please ensure your details are current by viewing and updating via the online service centre.

Payment Advice



**Commonwealth
Bank**

ABN 48 123 123 124

All Registry communications to:
Commonwealth Bank of Australia
Locked Bag A14, Sydney South, NSW, 1235
Telephone: 1800 022 440
ASX Code: **CBAPF**
Email: cba@linkmarketservices.com.au
Website: www.linkmarketservices.com.au

COMMONWEALTH BANK OF AUSTRALIA

ABN: 48 123 123 124

**BEACON HILL WELDING PTY LTD <B HILL WLDING PL EMP SF
A/C>**

UNIT 182
15 LORRAINE AVENUE
BERKELEY VALE NSW
2261

DISTRIBUTION STATEMENT

Reference No.: X*****0695
Payment Date: 15 March 2022
Record Date: 07 March 2022

Security Description	Rate per Unit	Participating Units	Distribution Amount	Unfranked Amount	Franked Amount	Total Payment	Franking Credit
CBAPF - PERLS IX	\$0.6839	200	\$136.78	\$0.00	\$136.78	\$136.78	\$58.62
			Less Withholding Tax			\$0.00	
			Net Amount			AUD 136.78	
			Represented By:				
			Direct Credit amount			AUD 136.78	

BANKING INSTRUCTIONS

The amount of AUD 136.78 was deposited to the bank account detailed below:

COMMONWEALTH BANK OF AUSTRALIA

BEACON HILL WELDING PTY LTD <B H
BSB: 062-287 ACC: *****7598

DIRECT CREDIT REFERENCE NO.: 1275184016

FRANKING INFORMATION

Franking Percentage 100%
Company Tax Rate 30%

This statement relates to the PERLS IX distribution payment for the distribution period from 15 December 2021 to 14 March 2022 inclusive (90 days) payable to PERLS IX holders entitled to participate in the distribution at the Record Date. The distribution per security face value in respect of this distribution period was 2.7735% p.a. calculated as follows:

Market Rate (90 day bank bill swap rate):	0.0621%
plus Margin:	3.9000%

	3.9621%
Multiplied by (1 - Tax Rate):	0.7

Distribution Rate:	2.7735%

Note: You may require this statement for taxation purposes. All investors should seek independent advice relevant to their own particular circumstances.

Please ensure your details are current by viewing and updating via the online service centre.

Payment Advice



**Commonwealth
Bank**

ABN 48 123 123 124

All Registry communications to:

Commonwealth Bank of Australia
Locked Bag A14, Sydney South, NSW, 1235
Telephone: 1800 022 440
ASX Code: **CBAPF**
Email: cba@linkmarketservices.com.au
Website: www.linkmarketservices.com.au

COMMONWEALTH BANK OF AUSTRALIA

ABN: 48 123 123 124

**BEACON HILL WELDING PTY LTD <B HILL WLDING PL EMP SF
A/C>**

UNIT 182
15 LORRAINE AVENUE
BERKELEY VALE NSW
2261

DISTRIBUTION STATEMENT

Reference No.: X*****0695
Payment Date: 31 March 2022
Record Date: 23 March 2022

Security Description	Rate per Unit	Participating Units	Distribution Amount	Unfranked Amount	Franked Amount	Total Payment	Franking Credit
CBAPF - PERLS IX	\$0.1244	200	\$24.88	\$0.00	\$24.88	\$24.88	\$10.66
			Less Withholding Tax			\$0.00	
			Net Amount			AUD 24.88	
			Represented By:				
			Direct Credit amount			AUD 24.88	

BANKING INSTRUCTIONS

The amount of AUD 24.88 was deposited to the bank account detailed below:

COMMONWEALTH BANK OF AUSTRALIA

BEACON HILL WELDING PTY LTD <B H
BSB: 062-287 ACC: *****7598

DIRECT CREDIT REFERENCE NO.: 1276397133

FRANKING INFORMATION

Franking Percentage 100%
Company Tax Rate 30%

This statement relates to the PERLS IX distribution payment for the distribution period from 15 March 2022 to 30 March 2022 inclusive (16 days) payable to PERLS IX holders entitled to participate in the distribution at the Record Date. The distribution per security face value in respect of this distribution period was 2.8382% p.a. calculated as follows:

Market Rate (90 day bank bill swap rate):	0.1545%
plus Margin:	3.9000%

	4.0545%
Multiplied by (1 - Tax Rate):	0.7

Distribution Rate:	2.8382%

Note: You may require this statement for taxation purposes. All investors should seek independent advice relevant to their own particular circumstances.

Please ensure your details are current by viewing and updating via the online service centre.



049948 000 COL



BEACON HILL WELDING PTY LTD
<B HILL WLDING PL EMP SF A/C>
UNIT 182
15 LORRAINE AVE
BERKELEY VALE NSW 2261

Update your information:



Online:
www.computershare.com.au/easyupdate/COL



By Mail:
Computershare Investor Services Pty Limited
GPO Box 2975 Melbourne
Victoria 3001 Australia

Enquiries:



Phone:
(within Australia) 1300 171 785
(outside Australia) +61 3 9415 4078

Holder Identification Number (HIN)

HIN WITHHELD

ASX Code	COL
TFN/ABN Status	Not Quoted
Record Date	27 August 2021
Payment Date	28 September 2021
Direct Credit Ref. No.	1131049

Dividend Statement — Final Dividend

The statement below represents your final dividend for the year ended 27 June 2021.

The final dividend of 28 cents per share is payable on ordinary shares registered in your name and entitled to participate as at the Record Date 27 August 2021. For income tax purposes the dividend is fully franked (100 per cent) at the tax rate of 30 per cent.

Class Description	Amount per Security	Number of Securities	Franked Amount	Unfranked Amount	Gross Payment
Ordinary shares	A\$0.28	400	A\$112.00	A\$0.00	A\$112.00
Net Payment					A\$112.00
Franking Credit					A\$48.00

Important Notes

- You should retain this statement to assist you in preparing your tax return.
- Non-resident shareholders - the franked amount is not subject to withholding tax. As there is no unfranked amount, there is no withholding tax on this dividend.

Your Payment Instruction

COMMONWEALTH BANK OF AUSTRALIA	
BSB	062-287
Account number	XXXXXX98
Amount Deposited	A\$112.00



049839 000 COL



BEACON HILL WELDING PTY LTD
<B HILL WLDING PL EMP SF A/C>
UNIT 182
15 LORRAINE AVE
BERKELEY VALE NSW 2261

Update your information:



Online:
www.computershare.com.au/easyupdate/COL



By Mail:
Computershare Investor Services Pty Limited
GPO Box 2975 Melbourne
Victoria 3001 Australia

Enquiries:



Phone:
(within Australia) 1300 171 785
(outside Australia) +61 3 9415 4078

Holder Identification Number (HIN)

HIN WITHHELD

ASX Code	COL
TFN/ABN Status	Not Quoted
Record Date	4 March 2022
Payment Date	31 March 2022
Direct Credit Ref. No.	1122197

Dividend Statement — Interim Dividend

The statement below represents your interim dividend for the half-year ended 2 January 2022.

The interim dividend of 33 cents per share is payable on ordinary shares registered in your name and entitled to participate as at the Record Date 4 March 2022. For income tax purposes the dividend is fully franked (100 per cent) at the tax rate of 30 per cent.

Class Description	Amount per Security	Number of Securities	Franked Amount	Unfranked Amount	Gross Payment
Ordinary shares	A\$0.33	400	A\$132.00	A\$0.00	A\$132.00
Net Payment					A\$132.00
Franking Credit					A\$56.57

Important Notes

- You should retain this statement to assist you in preparing your tax return.
- Non-resident shareholders – the franked amount is not subject to withholding tax. As there is no unfranked amount, there is no withholding tax on this dividend.

Your Payment Instruction

COMMONWEALTH BANK OF AUSTRALIA	
BSB	062-287
Account number	XXXXXX98
Amount Deposited	A\$132.00



2021 Interim Dividend Statement

064392 000 NAB
BEACON HILL WELDING PTY LTD
<B HILL WLDING PL EMP SF A/C>
UNIT 182
15 LORRAINE AVENUE
BERKELEY VALE NSW 2261

Contact our Share Registry

www.investorcentre.com/au

(in Australia) 1300 367 647
(outside Australia) +61 3 9415 4299

Holder Identification Number (HIN)

HIN WITHHELD

Summary of key information

Payment Date 2 July 2021
Record Date 14 May 2021
TFN/ABN status Quoted
ASX code NAB
Direct Credit Reference No. 1091651

Interim Dividend for the year ending 30 September 2021

The dividend is 100% franked at the relevant Australian Corporate Tax Rate of 30%.

Ordinary Shares	Dividend Rate per Share	Unfranked Amount	Franked Amount	Franking Credit
665	60 cents	\$0.00	\$399.00	\$171.00

Dividend Summary

665 shares x 60 cents = \$399.00

Payment details

The cash dividend amount of \$399.00 has been credited to:

COMMONWEALTH BANK OF AUSTRALIA
BSB: 062-287 ACC: ****7598

Tax information

Australian resident shareholders

Franked Amount: This should be included in your assessable income.

Franking Credit: This may also need to be included in your assessable income. This amount may be available as a tax offset to reduce your income tax liability.

If you are unsure of the tax treatment of your dividend, please contact your accountant or taxation adviser.

Dividend Amount

\$399.00



2021 Final Dividend Statement

063059 000 NAB
BEACON HILL WELDING PTY LTD
<B HILL WLDING PL EMP SF A/C>
UNIT 182
15 LORRAINE AVENUE
BERKELEY VALE NSW 2261

Contact our Share Registry

www.investorcentre.com/au

(in Australia) 1300 367 647
(outside Australia) +61 3 9415 4299

Holder Identification Number (HIN)

HIN WITHHELD

Summary of key information

Payment Date 15 December 2021
Record Date 16 November 2021
TFN/ABN status Quoted
ASX code NAB
Direct Credit Reference No. 580345

Final Dividend for the year ended 30 September 2021

The dividend is 100% franked at the relevant Australian Corporate Tax Rate of 30%.

Ordinary Shares	Dividend Rate per Share	Unfranked Amount	Franked Amount	Franking Credit
665	67 cents	\$0.00	\$445.55	\$190.95

Dividend Summary

665 shares x 67 cents = \$445.55

Payment details

The cash dividend amount of \$445.55 has been credited to:

COMMONWEALTH BANK OF AUSTRALIA
BSB: 062-287 ACC: ****7598

Tax information

Australian resident shareholders

Franked Amount: This should be included in your assessable income.

Franking Credit: This may also need to be included in your assessable income. This amount may be available as a tax offset to reduce your income tax liability.

New Zealand tax resident shareholders

New Zealand tax law requires us to notify shareholders that New Zealand imputation credits have been attached to this dividend at a rate of NZ\$0.01 per share. These credits are only relevant for shareholders required to file a New Zealand income tax return.

The aggregate of the dividend amount together with the attached New Zealand imputation credits is NZ\$468.11.

If you are unsure of the tax treatment of your dividend, please contact your accountant or taxation adviser.

Dividend Amount

\$445.55

Unit Trust Payments



NB Global Corporate Income Trust

BEACON HILL WELDING PTY LTD
<B HILL WLDING PL EMP SF A/C>
UNIT 182
15 LORRAINE AVENUE
BERKELEY VALE NSW 2261

Security	Payment Date	Period End Date	Method	No. of Securities	Income Distribution(\$)	Tax(\$)	Net Distribution(\$)	Cash Payment	Payment ID	Status
Fully Paid Ordinary Units	16-Jun-2022	31-May-2022	EFT	10,000	80.49	0.00	80.49	80.49	223327608	Initial
Fully Paid Ordinary Units	10-May-2022	30-Apr-2022	EFT	10,000	80.49	0.00	80.49	80.49	222899174	Initial
Fully Paid Ordinary Units	11-Apr-2022	31-Mar-2022	EFT	10,000	80.49	0.00	80.49	80.49	222408411	Initial
Fully Paid Ordinary Units	09-Mar-2022	28-Feb-2022	EFT	10,000	80.49	0.00	80.49	80.49	221017770	Initial
Fully Paid Ordinary Units	09-Feb-2022	31-Jan-2022	EFT	10,000	80.49	0.00	80.49	80.49	219799827	Initial
Fully Paid Ordinary Units	12-Jan-2022	31-Dec-2021	EFT	10,000	80.49	0.00	80.49	80.49	219431856	Initial
Fully Paid Ordinary Units	09-Dec-2021	30-Nov-2021	EFT	10,000	80.49	0.00	80.49	80.49	218866597	Initial
Fully Paid Ordinary Units	09-Nov-2021	31-Oct-2021	EFT	10,000	80.49	0.00	80.49	80.49	218447724	Initial
Fully Paid Ordinary Units	11-Oct-2021	30-Sep-2021	EFT	10,000	80.49	0.00	80.49	80.49	217919255	Initial
Fully Paid Ordinary Units	09-Sep-2021	31-Aug-2021	EFT	10,000	80.49	0.00	80.49	80.49	216044967	Initial
Fully Paid Ordinary Units	10-Aug-2021	31-Jul-2021	EFT	10,000	80.49	0.00	80.49	80.49	214672845	Initial

Security	Payment Date	Period End Date	Method	No. of Securities	Income Distribution(\$)	Tax(\$)	Net Distribution(\$)	Cash Payment	Payment ID	Status
Fully Paid Ordinary Units	09-Jul-2021	30-Jun-2021	EFT	10,000	198.48	0.00	198.48	198.48	214078704	Initial

Plato

INCOME MAXIMISER

PLATO INCOME MAXIMISER LIMITED (ASX: PL8) | ACN 616 746 215

All Registry Communication to:



GPO Box 5193, Sydney NSW 2001
1300 288 664 (within Australia)
+61 2 9698 5414 (international)
hello@automicgroup.com.au
www.automicgroup.com.au

BEACON HILL WELDING PTY LTD
<B HILL WLDING PL EMP SF A/C>
UNIT 182
15 LORRAINE AVENUE
BERKELEY VALE NSW 2261

Holder Number (masked):

X****00695

Dividends Payment Summary for the 2022 Tax Year:

Your Annual PL8
Summary FY2022

Total Gross Dividends:
\$1,888.29

Total Tax Withheld:
\$0.00

Total Net Dividends:
\$1,888.29

Dividend Paid	Units Held	Rate	Gross Dividend	Tax Withheld	Net Dividend	Franking Credit	Franked Amount
30 July 2021	23,000	\$0.0045	\$103.50	\$0.00	\$103.50	\$44.36	\$103.50
31 August 2021	23,000	\$0.0045	\$103.50	\$0.00	\$103.50	\$44.36	\$103.50
30 September 2021	23,000	\$0.0045	\$103.50	\$0.00	\$103.50	\$44.36	\$103.50
29 October 2021	23,000	\$0.0050	\$115.00	\$0.00	\$115.00	\$49.29	\$115.00
30 November 2021	23,000	\$0.0050	\$115.00	\$0.00	\$115.00	\$49.29	\$115.00
31 December 2021	32,090	\$0.0050	\$160.45	\$0.00	\$160.45	\$68.76	\$160.45
31 January 2022	32,090	\$0.0050	\$160.45	\$0.00	\$160.45	\$68.76	\$160.45
28 February 2022	32,090	\$0.0050	\$160.45	\$0.00	\$160.45	\$68.76	\$160.45
31 March 2022	32,090	\$0.0050	\$160.45	\$0.00	\$160.45	\$68.76	\$160.45
29 April 2022	32,090	\$0.0055	\$176.50	\$0.00	\$176.50	\$75.64	\$176.50
31 May 2022	32,090	\$0.0110*	\$352.99	\$0.00	\$352.99	\$151.28	\$352.99
30 June 2022	32,090	\$0.0055	\$176.50	\$0.00	\$176.50	\$75.64	\$176.50
Total			\$1,888.29	\$0.00	\$1,888.29	\$809.26	\$1,888.29

* This dividend rate per share consists of a 0.55 cent ordinary dividend and a 0.55 cent special dividend

Your PL8 Account Health Check

DIVIDEND INSTRUCTIONS

- My EFT details are provided: Yes
- TFN/ABN status: Unquoted

ACCOUNT RELATED DETAILS

- Subscribed to electronic communications: No
- My email address recorded:



To register for a portfolio to update any of your holding information or amend your existing details, please scan the QR code to the left or visit:
<https://investor.automic.com.au/>

Please ensure that you have the Holder Number available to complete this



SONIC HEALTHCARE LIMITED

ABN 24 004 196 909

011763 000 SHL



BEACON HILL WELDING PTY LTD
<B HILL WLDING PL EMP SF A/C>
UNIT 182
15 LORRAINE AVE
BERKELEY VALE NSW 2261

Update your information:

Online:
www.computershare.com.au/easyupdate/shl

By Mail:
Computershare Investor Services Pty Limited
GPO Box 2975 Melbourne
Victoria 3001 Australia

Enquiries:

(within Australia) 1300 850 505
(international) +61 3 9415 4000

Holder Identification Number (HIN)

HIN WITHHELD

ASX Code	SHL
TFN/ABN Status	Quoted
Record Date	8 September 2021
Payment Date	22 September 2021
Direct Credit Reference No.	839316

2021 Final Dividend

Dear Securityholder

This advice represents payment of your Final Dividend for the year ended 30 June 2021 at the rate of 55 cents per share.

This payment is 65% franked at 30%.

For foreign registered securityholders, the directors declare that the unfranked portion of this dividend constitutes Conduit Foreign Income. Non-resident withholding tax is therefore not payable on this dividend. Future dividends may not include Conduit Foreign Income and you will be advised of this at the relevant time.

From 2022 Sonic Healthcare Limited will be implementing a mandatory direct credit policy where shareholders residing in Australia will only be paid dividends by direct credit to a nominated bank or financial institution account.

Visit www.computershare.com.au/easyupdate/shl to update your TFN, banking instructions or personal details.

Yours faithfully

Paul Alexander
Company Secretary

Class Description	Amount per Security	Number of Securities	Franked Amount	Unfranked Amount	Gross Payment
Ordinary Shares	55 Cents	712	\$254.54	\$137.06	\$391.60

Note 1: You should retain this statement to assist you in preparing your tax return.

Note 2: If you require your payment to be re-issued, you may be charged an administrative fee which will be deducted from your payment.

Net Payment	AUD\$391.60
Franking Credit	\$109.09

Your Payment Instruction


COMMONWEALTH BANK OF AUSTRALIA
BSB: 062-287 Account number: XXXXXX98

Amount Deposited

AUD\$391.60

If payment cannot be made to the above instruction, a cheque will be forwarded to your registered address.

012167 000 SHL

BEACON HILL WELDING PTY LTD
<B HILL WLDING PL EMP SF A/C>
UNIT 182
15 LORRAINE AVE
BERKELEY VALE NSW 2261**Update your information:** **Online:**
www.computershare.com.au/easyupdate/shl **By Mail:**
Computershare Investor Services Pty Limited
GPO Box 2975 Melbourne
Victoria 3001 Australia**Enquiries:**(within Australia) 1300 850 505
(international) +61 3 9415 4000**Holder Identification Number (HIN)****HIN WITHHELD**

ASX Code	SHL
TFN/ABN Status	Quoted
Record Date	9 March 2022
Payment Date	23 March 2022
Direct Credit Reference No.	839784

2022 Interim Dividend

Dear Securityholder

This advice represents payment of your Interim Dividend for the financial year ending 30 June 2022 at the rate of 40 cents per share.

This payment is 100% franked at 30%.

Please ensure your information is up to date. Simply visit www.computershare.com.au/easyupdate/shl to update your TFN, banking instructions or personal details.

Yours faithfully

Paul Alexander
Company Secretary


Class Description	Amount per Security	Number of Securities	Franked Amount	Unfranked Amount	Gross Payment
Ordinary Shares	40 Cents	712	\$284.80	\$0.00	\$284.80
Net Payment					AUD\$284.80
Franking Credit					\$122.06

Note 1: You should retain this statement to assist you in preparing your tax return.
Note 2: If you require your payment to be re-issued, you may be charged an administrative fee which will be deducted from your payment.

Your Payment InstructionCOMMONWEALTH BANK OF AUSTRALIA
BSB: 062-287 Account Number: XXXXXX98**Amount Deposited****AUD\$284.80**

If payment cannot be made in accordance with the above instruction, your dividend entitlement will be withheld pending receipt of your valid direct credit instructions.

Payment Advice



TELSTRA CORPORATION LIMITED

ABN: 33 051 775 556

BEACON HILL WELDING PTY LTD <B HILL WLDING PL EMP SF A/C>

UNIT 182
15 LORRAINE AVENUE
BERKELEY VALE NSW
2261

All Registry communications to:
TELSTRA CORPORATION LIMITED
PO Box A942 SYDNEY SOUTH NSW 1234
Telephone: 1300 88 66 77
ASX Code: **TLS**
Email: telstra@linkmarketservices.com.au
Website: www.linkmarketservices.com.au

DIVIDEND STATEMENT

Reference No.: X*****0695
Payment Date: 23 September 2021
Record Date: 26 August 2021

Security Description	Dividend Rate per Share	Participating Shares	Unfranked Amount	Franked Amount	Total Payment	Franking Credit
TLS - FULLY PAID ORDINARY SHARES	\$0.08	5,185	\$0.00	\$414.80	\$414.80	\$177.77

Less Withholding Tax \$0.00
Net Amount AUD 414.80
Represented By:
Direct Credit amount AUD 414.80

BANKING INSTRUCTIONS

The amount of AUD 414.80 was deposited to the bank account detailed below:

COMMONWEALTH BANK OF AUSTRALIA

BEACON HILL WELDING PTY LTD EMPLOYEES SUPER FUND
BSB: 062-287 ACC: ****7598

DIRECT CREDIT REFERENCE NO.: 1264797906

FRANKING INFORMATION

Franked Rate per Share	\$0.08
Franking Percentage	100%
Company Tax Rate	30%


The final dividend for the period ended 30 June 2021 is comprised of a final ordinary dividend of 5 cents per share and a final special dividend of 3 cents per share, both fully franked at the company tax rate of 30%.

The total amount together with the franking credit (if any) should be disclosed as assessable income in your Australian tax return.

Note: You may require this statement for taxation purposes. All investors should seek independent advice relevant to their own particular circumstances.

Please ensure your details are current by viewing and updating via the online service centre.

Payment Advice



TELSTRA CORPORATION LIMITED

ABN: 33 051 775 556

BEACON HILL WELDING PTY LTD <B HILL WLDING PL EMP SF A/C>

UNIT 182
15 LORRAINE AVENUE
BERKELEY VALE NSW
2261

All Registry communications to:
TELSTRA CORPORATION LIMITED
PO Box A942 SYDNEY SOUTH NSW 1234
Telephone: 1300 88 66 77
ASX Code: **TLS**
Email: telstra@linkmarketservices.com.au
Website: www.linkmarketservices.com.au

DIVIDEND STATEMENT

Reference No.: X*****0695
Payment Date: 01 April 2022
Record Date: 03 March 2022

Security Description	Dividend Rate per Share	Participating Shares	Unfranked Amount	Franked Amount	Total Payment	Franking Credit
TLS - FULLY PAID ORDINARY SHARES	\$0.08	5,185	\$0.00	\$414.80	\$414.80	\$177.77

Less Withholding Tax

\$0.00

Net Amount

AUD 414.80

Represented By:

Direct Credit amount

AUD 414.80

BANKING INSTRUCTIONS

The amount of AUD 414.80 was deposited to the bank account detailed below:

COMMONWEALTH BANK OF AUSTRALIA

BEACON HILL WELDING PTY LTD EMPLOYEES SUPER FUND
BSB: 062-287 ACC: *****7598

DIRECT CREDIT REFERENCE NO.: 1274666411

FRANKING INFORMATION

Franked Rate per Share	\$0.08
Franking Percentage	100%
Company Tax Rate	30%

The interim dividend for the period ended 31 December 2021 is comprised of an interim ordinary dividend of 6 cents per share and an interim special dividend of 2 cents per share, both fully franked at the company tax rate of 30%.

The total amount together with the franking credit (if any) should be disclosed as assessable income in your Australian tax return.

Note: You may require this statement for taxation purposes. All investors should seek independent advice relevant to their own particular circumstances.

Please ensure your details are current by viewing and updating via the online service centre.



027414 000 WPL



BEACON HILL WELDING PTY LTD
<B HILL WLDING PL EMP SF A/C>
UNIT 182
15 LORRAINE AVE
BERKELEY VALE NSW 2261

Update Your Information:

www.investorcentre.com/wpl



Computershare Investor Services Pty Limited
GPO Box 2975 Melbourne
Victoria 3001 Australia



1300 558 507 (within Australia)
+61 3 9415 4632 (outside Australia)



Holder Identification Number (HIN)

HIN WITHHELD

ASX Code	WPL
TFN/ABN Status	Quoted
Record Date	31 August 2021
Payment Date	24 September 2021
Direct Credit Reference No.	613984

DIVIDEND STATEMENT

The statement below represents your interim dividend for the half year ended 30 June 2021. This dividend is paid at the rate of 30 US cents (equivalent to 41.034058 Australian cents) per share on your holding of fully paid ordinary shares, registered in your name and eligible as at the record date 31 August 2021.

This dividend is fully franked (100%) at the tax rate of 30%.

Class Description	Amount per Security	Number of Securities	Franked Amount	Unfranked Amount	Total Payment
Ordinary Shares	A\$0.41034058	637	A\$261.39	A\$0.00	A\$261.39
Net Payment					A\$261.39
Australian Franking Credit					A\$112.02

VIEW OR UPDATE YOUR SECURITY HOLDING DETAILS ONLINE

To view your security holding details please visit www.investorcentre.com/wpl. When in Investor Centre, log in using your SRN/HIN and postcode (if within Australia) or country (if outside Australia). For security purposes, if you wish to update your information you will be required to login as an existing user with your User ID and password or register as a new user and create a User ID and password.

Important Notes:

- You should retain this statement to assist you in preparing your tax return.
- If you require a replacement payment for any of your dividend payments, you may be charged a fee to cover the costs to reissue such payments.

YOUR PAYMENT INSTRUCTION

COMMONWEALTH BANK OF AUSTRALIA
BSB: 062-287 Account number: XXXXXX98

Amount Deposited
A\$261.39

If payment cannot be made to the above account, the dividend amount will be withheld pending receipt of your valid direct credit instructions.



027290 000 WPL



BEACON HILL WELDING PTY LTD
<B HILL WLDING PL EMP SF A/C>
UNIT 182
15 LORRAINE AVE
BERKELEY VALE NSW 2261

Update Your Information:

www.investorcentre.com/wpl



Computershare Investor Services Pty Limited
GPO Box 2975 Melbourne
Victoria 3001 Australia



1300 558 507 (within Australia)
+61 3 9415 4632 (outside Australia)



Holder Identification Number (HIN)

HIN WITHHELD

ASX Code	WPL
TFN/ABN Status	Quoted
Record Date	25 February 2022
Payment Date	23 March 2022
Direct Credit Reference No.	614457

DIVIDEND STATEMENT

The statement below represents your final dividend for the full year ended 31 December 2021. This dividend is paid at the rate of US\$1.05 (equivalent to A\$1.46158129) per share on your holding of fully paid ordinary shares, registered in your name and eligible as at the record date 25 February 2022.

This dividend is fully franked (100%) at the tax rate of 30%.

Class Description	Amount per Security	Number of Securities	Franked Amount	Unfranked Amount	Total Payment
Ordinary Shares	A\$1.46158129	637	A\$931.03	A\$0.00	A\$931.03
Net Payment					A\$931.03
Australian Franking Credit					A\$399.01

VIEW OR UPDATE YOUR SECURITY HOLDING DETAILS ONLINE

To view your security holding details please visit www.investorcentre.com/wpl. When in Investor Centre, log in using your SRN/HIN and postcode (if within Australia) or country (if outside Australia). For security purposes, if you wish to update your information you will be required to login as an existing user with your User ID and password or register as a new user and create a User ID and password.

Important Notes:

- You should retain this statement to assist you in preparing your tax return.
- If you require a replacement payment for any of your dividend payments, you may be charged a fee to cover the costs to reissue such payments.

YOUR PAYMENT INSTRUCTION

COMMONWEALTH BANK OF AUSTRALIA
BSB: 062-287 Account number: XXXXXX98

Amount Deposited
A\$931.03

If payment cannot be made to the above account, the dividend amount will be withheld pending receipt of your valid direct credit instructions.

All correspondence to:
 Computershare Investor Services Pty Limited
 GPO Box 2975 Melbourne
 Victoria 3001 Australia
 Enquiries (within Australia) 1300 558 062
 (outside Australia) +61 3 9415 4631
 Facsimile +61 3 9473 2500
 www.investorcentre.com/contact
 www.computershare.com

Private and Confidential

059692 000 WES
 BEACON HILL WELDING PTY LTD
 <B HILL WLDING PL EMP SF A/C>
 UNIT 182
 15 LORRAINE AVE
 BERKELEY VALE NSW 2261

Holder Identification Number (HIN)
HIN WITHHELD

Record Date	19 November 2021
Payment Date	2 December 2021
Direct Credit Ref. No.	1161954
ASX Code	WES

2021 Return of Capital

The statement below represents your return of capital payment of A\$2.00 per share, approved by shareholders at the Wesfarmers Annual General Meeting held on Thursday 21 October 2021.

Class Description	Amount per Security	Number of Securities	Gross Payment
Ordinary Shares	A\$2.00	400	A\$800.00
Total			A\$800.00
Total Payment			A\$800.00

Important Notes

1. In accordance with your instructions, the return of capital payment was directly credited to your bank account as shown below. If payment cannot be made to the account listed below, the return of capital amount will be withheld pending receipt of your valid direct credit payment instructions.
2. You should retain this statement to assist you in preparing your tax return.
3. Shareholders should obtain their own professional advice on the tax implications of this payment.

Your Payment Instruction

COMMONWEALTH BANK OF AUSTRALIA
 BSB: 062-287 Account number: XXXXXX98

Amount Deposited

A\$800.00

Private and Confidential

039173 000 WES



BEACON HILL WELDING PTY LTD
 <B HILL WLDING PL EMP SF A/C>
 UNIT 182
 15 LORRAINE AVE
 BERKELEY VALE NSW 2261

Holder Identification Number (HIN)

HIN WITHHELD

Record Date	2 September 2021
Payment Date	7 October 2021
TFN/ABN Status	Quoted
Direct Credit Ref. No.	1053718
ASX Code	WES

Final Dividend

The statement below represents your final dividend for the year ended 30 June 2021. The dividend is fully-franked (100 per cent) for Australian income tax purposes at the corporate tax rate of 30 per cent.

Class Description	Amount per Security	Number of Securities	Franked Amount	Unfranked Amount	Gross Payment	Franking Credit
Ordinary Shares	A\$0.90	400	A\$360.00	A\$0.00	A\$360.00	A\$154.29
Total			A\$360.00	A\$0.00	A\$360.00	A\$154.29
Net Payment					A\$360.00	

New Zealand Imputation Credits in NZ\$

NZ\$40.00

New Zealand tax law requires us to notify shareholders that New Zealand imputation credits have been attached to this dividend at a rate of NZ\$0.10 per share. These credits are only relevant for shareholders required to file a New Zealand income tax return.

Important Notes

1. You should retain this statement to assist you in preparing your tax return.
2. Shareholders should obtain their own professional advice on the tax implications of this dividend.

Non-Resident Shareholders

The Franked Amount is not subject to withholding tax.

Your Payment Instruction

COMMONWEALTH BANK OF AUSTRALIA
 BSB: 062-287 Account number: XXXXXX98

Amount Deposited

A\$360.00

Private and Confidential

041131 000 WES



BEACON HILL WELDING PTY LTD
 <B HILL WLDING PL EMP SF A/C>
 UNIT 182
 15 LORRAINE AVE
 BERKELEY VALE NSW 2261

Holder Identification Number (HIN)

HIN WITHHELD

Record Date	23 February 2022
Payment Date	30 March 2022
TFN/ABN Status	Quoted
Direct Credit Ref. No.	1055138
ASX Code	WES

Interim Dividend

The statement below represents your interim dividend for the half-year ended 31 December 2021. The dividend is fully-franked (100 per cent) for Australian income tax purposes at the corporate tax rate of 30 per cent.

Class Description	Amount per Security	Number of Securities	Franked Amount	Unfranked Amount	Gross Payment	Franking Credit
Ordinary Shares	A\$0.80	400	A\$320.00	A\$0.00	A\$320.00	A\$137.14
		Total	A\$320.00	A\$0.00	A\$320.00	A\$137.14
Net Payment					A\$320.00	

Important Notes

1. You should retain this statement to assist you in preparing your tax return.
2. Shareholders should obtain their own professional advice on the tax implications of this dividend.

Non-Resident Shareholders

The Franked Amount is not subject to withholding tax.
 New Zealand imputation credits are not attached to this dividend.






Your Payment Instruction

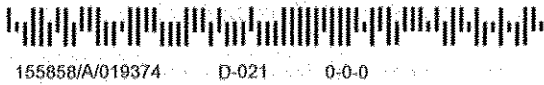
COMMONWEALTH BANK OF AUSTRALIA
 BSB: 062-287 Account number: XXXXXX98

Amount Deposited
A\$320.00

Annual Statement

Issue date: 12 July 2022
Policy number: 500899228
Policy name: BEACON HILL WELDING P/L
 EMPLOYEES SUPER FUND

Contact details
 www.challenger.com.au
 info@challenger.com.au
 13 35 66
 02 9994 7777
 GPO Box 3698
 Sydney NSW 2001



Beacon Hill Welding P/L ATF Employees Super Fund
 182/15 Lorraine Avenue
 BERKELEY VALE NSW 2261

Product name: Guaranteed Income Plan (Liquid Lifetime)
Statement for the reporting period 1 July 2021 to 30 June 2022

Policy owner details

Policy owner	BEACON HILL WELDING P/L EMPLOYEES SUPER FUND
Life insured	Mr Neil Duncan
Month and year of birth	September 1947
Gender	Male

Annuity details

Commencement date	5 February 2014
Investment amount	\$100,000.00
Type of money invested	Ordinary money (non-superannuation)
Term	For as long as the life insured is alive
Payment option	Regular payments are indexed annually after each annuity anniversary. If the Consumer Price Index (CPI) increases by more than 2%, regular payments will be adjusted by the increase in CPI, less 2%. Payments will not change if the increase in CPI is less than 2%. Payments will decrease with any decrease in CPI.
Withdrawal period	15 years from commencement. The withdrawal period ends on 5 February 2029.

L019374 4468 ANPProdCHL81bga

16003/C8875/013

Transaction statement - 1 July 2021 to 30 June 2022

Date	Transaction type	Gross payment	Tax	Net payment
5 Jul 2021	Regular payment	\$453.75	\$0.00	\$453.75
5 Aug 2021	Regular payment	\$453.75	\$0.00	\$453.75
3 Sep 2021	Regular payment	\$453.75	\$0.00	\$453.75
5 Oct 2021	Regular payment	\$453.75	\$0.00	\$453.75
5 Nov 2021	Regular payment	\$453.75	\$0.00	\$453.75
3 Dec 2021	Regular payment	\$453.75	\$0.00	\$453.75
5 Jan 2022	Regular payment	\$453.75	\$0.00	\$453.75
4 Feb 2022	Regular payment	\$453.75	\$0.00	\$453.75
4 Mar 2022	Regular payment	\$458.34	\$0.00	\$458.34
5 Apr 2022	Regular payment	\$458.34	\$0.00	\$458.34
5 May 2022	Regular payment	\$458.34	\$0.00	\$458.34
3 Jun 2022	Regular payment	\$458.34	\$0.00	\$458.34
Total		\$5,463.36	\$0.00	\$5,463.36

Taxation information

Tax file number recorded Yes
Australian Business Number recorded Yes

Financial adviser details

Michael Walker - Lifespan Financial Planning Pty Ltd

Phone: (02) 8404 0543

Your feedback

We can usually answer any questions you have about your account over the phone. If you're not satisfied with the response or need more help, please contact our Complaints Resolution Officer:

By phone 13 35 66
In writing Challenger
GPO Box 3698
SYDNEY NSW 2001

Once we receive your complaint, we will investigate and aim to resolve your concerns within 30 calendar days. If we are unable to provide you with our decision within 30 calendar days, we will notify you of our reasons for the delay.

If you are not satisfied with the outcome (or we have not responded to you within 30 calendar days), you may contact the Australian Financial Complaints Authority (AFCA), who provide a free and independent complaints resolution service.

Australian Financial Complaints Authority
GPO Box 3 Melbourne VIC 3001
Tel: 1800 931 678
Email: info@afca.org.au

Invoice Date
13 Sep 2021

Invoice Number
INV-9093

TAX INVOICE

BEACON HILL WELDING PTY LTD
EMPLOYEES SUPER FUND
182/15 Lorraine Avenue
BERKELEY VALE NSW 2261
AUSTRALIA
ABN: 68 836 882 977

Description	Quantity	Unit Price	GST Amount AUD	
SF, Preparation and Lodgement of financial Accounts for the Self-Managed Superannuation Fund for the period ended 30th June 2021.	1.00	1,865.00	10%	1,865.00
ASF, Audit of Self-Managed Superannuation Fund and calculation of minimum pension.	1.00	885.00	10%	885.00
			Subtotal	2,750.00
			Total GST 10%	275.00
			Invoice Total AUD	3,025.00
			Total Net Payments AUD	3,025.00
			Amount Due AUD	0.00

PAYMENT ADVICE

To: Pacific Ridge Capital
PO BOX 613
BALGOWLAH NSW 2093
AUSTRALIA
Due Date: 27 Sep 2021

Pacific Ridge Capital
BSB: 032-101
ACCOUNT NO: 148238

Customer BEACON HILL WELDING PTY LTD
EMPLOYEES SUPER FUND

Invoice Number INV-9093

Amount Due 0.00

Due Date 27 Sep 2021

Amount Enclosed

Enter the amount you are paying above



Australian Government
Australian Taxation Office

Agent MONEYTAX (BROOKVALE)
Client BEACON HILL WELDING PTY LTD
EMPLOYEES SUPER FUND
ABN 68 836 882 977
TFN 95 826 148

Income tax 551

Date generated	24/08/2022
Overdue	\$0.00
Not yet due	\$0.00
Balance	\$0.00

Transactions

4 results found - from **24 August 2020** to **24 August 2022** sorted by **processed date** ordered **newest to oldest**

Processed date	Effective date	Description	Debit (DR)	Credit (CR)	Balance
23 Sep 2021	28 Sep 2021	EFT refund for Income Tax for the period from 01 Jul 20 to 30 Jun 21	\$2,559.97		\$0.00
23 Sep 2021	23 Sep 2021	Tax return Self Man Superfund - Income Tax for the period from 01 Jul 20 to 30 Jun 21		\$2,559.97	\$2,559.97 CR
16 Oct 2020	21 Oct 2020	EFT refund for Income Tax for the period from 01 Jul 19 to 30 Jun 20	\$4,192.20		\$0.00
16 Oct 2020	16 Oct 2020	Tax return Self Man Superfund - Income Tax for the period from 01 Jul 19 to 30 Jun 20		\$4,192.20	\$4,192.20 CR



Commonwealth Bank

ABN 48 123 123 124

All Registry communications to:
Link Market Services Limited
Locked Bag A14
Sydney South NSW 1235 Australia
Telephone (free call within Australia): +61 1800 992 547
Facsimile: +61 2 9287 0303
ASX Code: CBAPF
Email: cba@linkmarketservices.com.au
Website: www.linkmarketservices.com.au



021 / 002828

Date: 31 March 2022

BEACON HILL WELDING PTY LTD
<B HILL WLDING PL EMP SF A/C>
UNIT 182
15 LORRAINE AVENUE
BERKELEY VALE NSW 2261

IID: 106020965043

SRN/HIN: X*****0695

Dear Investor,

CommBank PERLS IX Capital Notes - Redemption

In accordance with the PERLS IX Redemption Notice issued by CBA to the ASX on 1 March 2022, all PERLS IX were compulsorily redeemed on 31 March 2022 for their face value (\$100 per PERLS IX).

In relation to your holding of PERLS IX, the redemption proceeds have been credited to your nominated account as noted below.

Number of PERLS IX held on 23 March 2022	Redemption proceeds for each PERLS IX	Total Amount Credited
200	A\$100	\$20,000.00

If you have any questions regarding this matter please call the PERLS XIV Information Line (Monday to Friday, 8:00am to 7:30pm, Sydney time) on 1800 992 547.

Your Privacy

Chapter 2C of the Corporations Act 2001 requires information about you as a shareholder (including your name, address and details of the shares you hold) to be included in the public register of the Bank. Information must continue to be included in the Bank's public register if you cease to be a shareholder. These statutory obligations are not altered by the Privacy Act 1988. Information is collected so that we may administer your shareholding. If some or all of the information is not provided, it might not be possible to administer your shareholding. You may (subject to permitted exceptions) access your information. We may charge you for providing access. We may disclose personal information to the Australian Securities Exchange and its subsidiaries, financial institutions to which your funds may be directed, relevant government bodies, brokers that transact on your behalf and organisations, both domestic and overseas, to which we outsource certain functions. **A copy of the Commonwealth Bank Group's Privacy Policy is available on our website – www.commbank.com.au – or from any branch of the Bank.** The Privacy Policy describes how we will handle your personal information, sets out how you can contact us to access or correct your personal information, how you can make a complaint about a breach of the Australian Privacy Principles, and how we handle complaints.

You can contact the Bank's Privacy Officer at CustomerRelations@cba.com.au or Privacy Officer, Customer Relations, Commonwealth Bank Group, Reply Paid 41, Sydney NSW 2001.

PAYMENT REMITTED TO:

Bank: COMMONWEALTH BANK OF AUSTRALIA
ACCOUNT NAME: BEACON HILL WELDING PTY LTD <B H
BSB: 062-287
ACCOUNT NO: ****7598

The above details may need to be disclosed on your Income Tax Return. **Please retain this statement as a charge may be levied for a replacement.**

This statement shows the amount credited to your nominated account.

Transaction Summary

1 JULY 2021 - 30 JUNE 2022



BEACON HILL WELDING PTY LTD <B HILL
WLDING PL EMP SF A/C>

SHARES - 2484995 - HIN 64300695

There are no transactions on this account.

Total Buys and Sells	2021 - 2022 Financial Year
Total Buys (inc. Brokerage + GST)	\$0.00
Total Sells (inc. Brokerage + GST)	\$0.00

180
YEARS



Enquiries: 1300 997 774
Mail: GPO Box 804
Melbourne VIC 3001
Web: australianunity.com.au
Email: australianunitywealth@unitregistry.com.au
Australian Unity Funds Management
Limited
ABN 60 071 497 115
Australian Unity Property Limited
ABN 58 079 538 499

BEACON HILL WELDING P/L ATF BEACON HILL WELDING
P/L EMPLOYEE STAFF SF
Unit 182
15 Lorraine Avenue
BERKELEY VALE NSW 2261
AUSTRALIA

Page
1 of 2

Date
23 August 2022

Account Name
BEACON HILL WELDING P/L ATF BEACON HILL
WELDING P/L EMPLOYEE STAFF SF

Account Number
20524732

Account Holder Name **TFN/ABN**
BEACON HILL WELDING
PTY LTD EMPLOYEE STAFF
SUPER FUND **Valid**

Financial Adviser
Michael Walker

Transaction Statement

01 July 2021 to 22 August 2022

Dear Investor(s)

Set out below are the details of your investment(s) and a transaction history for the period. Please keep this statement for future reference.

Investment Summary - 22 August 2022

Date	Investment Fund	Price	Units Held	Market Value	%
22/08/2022	Australian Unity Healthcare Property Trust - Retail Units (AUS0102AU)	\$2.7513	35,556.4736	\$97,826.53	92.46
22/08/2022	Total Investments			\$97,826.53	92.46

Australian Unity Healthcare Property Trust - Retail Units (AUS0102AU) - Fund Transactions

Date	Transactions	Unit Price (\$)	Transaction Units	Amount (AUD)	Unit Balance
01/07/2021	Opening Balance	2.3215		82,544.35	35,556.4736
01/07/2021	Distribution	0.0000	0.0000	934.78	35,556.4736
01/07/2021	Distribution Remittance	0.0000	0.0000	(934.78)	35,556.4736
01/10/2021	Distribution	0.0000	0.0000	862.96	35,556.4736
01/10/2021	Distribution Remittance	0.0000	0.0000	(862.96)	35,556.4736
01/01/2022	Distribution	0.0000	0.0000	862.96	35,556.4736

Date	Transactions	Unit Price (\$)	Transaction Units	Amount (AUD)	Unit Balance
01/01/2022	Distribution Remittance	0.0000	0.0000	(862.96)	35,556.4736
01/04/2022	Distribution	0.0000	0.0000	910.60	35,556.4736
01/04/2022	Distribution Remittance	0.0000	0.0000	(910.60)	35,556.4736
01/07/2022	Distribution	0.0000	0.0000	915.93	35,556.4736
01/07/2022	Distribution Remittance	0.0000	0.0000	(915.93)	35,556.4736
22/08/2022	Closing Balance	2.7513		97,826.53	35,556.4736

If you have any questions or would like more information about your investment, your first port of call might be your financial adviser or our Investor Portal. Alternatively, you can call our Client Services team on 1300 997 774 or +61 3 9616 8687 from 8.30am to 5.30pm AEST or email australianunitywealth@unitregistry.com.au

Your Wealth Team - Australian Unity

180
YEARS

Australian
Unity 
Real Wellbeing

Enquiries: 1300 997 774
Mail: GPO Box 804
Melbourne VIC 3001
Web: australianunity.com.au
Email: australianunitywealth@unitregistry.com.au
Australian Unity Funds Management
Limited
ABN 60 071 497 115
Australian Unity Property Limited
ABN 58 079 538 499

BEACON HILL WELDING P/L ATF BEACON HILL WELDING
P/L EMPLOYEE STAFF SF
Unit 182
15 Lorraine Avenue
BERKELEY VALE NSW 2261
AUSTRALIA

Page
1 of 2

Date
23 August 2022

Account Name
BEACON HILL WELDING P/L ATF BEACON HILL
WELDING P/L EMPLOYEE STAFF SF

Account Number
20524732

Account Holder Name TFN/ABN
BEACON HILL WELDING
PTY LTD EMPLOYEE STAFF
SUPER FUND Valid

Financial Adviser
Michael Walker

Transaction Statement

01 July 2021 to 22 August 2022

Dear Investor(s)

Set out below are the details of your investment(s) and a transaction history for the period. Please keep this statement for future reference.

Investment Summary - 22 August 2022

Date	Investment Fund	Price	Units Held	Market Value	%
22/08/2022	Australian Unity Healthcare Property Trust - Wholesale Units (AUS0112AU)	\$2.6842	2,972.6281	\$7,979.13	7.54
22/08/2022	Total Investments			\$7,979.13	7.54

Australian Unity Healthcare Property Trust - Wholesale Units (AUS0112AU) - Fund Transactions

Date	Transactions	Unit Price (\$)	Transaction Units	Amount (AUD)	Unit Balance
01/07/2021	Opening Balance	2.2650		0.00	0.0000
12/07/2021	Investment - HPT Rights Offer	2.2914	2,972.6281	6,811.48	2,972.6281
01/10/2021	Distribution	0.0000	0.0000	70.60	2,972.6281
01/10/2021	Distribution Remittance	0.0000	0.0000	(70.60)	2,972.6281
01/01/2022	Distribution	0.0000	0.0000	70.60	2,972.6281
01/01/2022	Distribution Remittance	0.0000	0.0000	(70.60)	2,972.6281

Date	Transactions	Unit Price (\$)	Transaction Units	Amount (AUD)	Unit Balance
01/04/2022	Distribution	0.0000	0.0000	74.32	2,972.6281
01/04/2022	Distribution Remittance	0.0000	0.0000	(74.32)	2,972.6281
01/07/2022	Distribution	0.0000	0.0000	74.76	2,972.6281
01/07/2022	Distribution Remittance	0.0000	0.0000	(74.76)	2,972.6281
22/08/2022	Closing Balance	2.6842		7,979.13	2,972.6281

If you have any questions or would like more information about your investment, your first port of call might be your financial adviser or our Investor Portal. Alternatively, you can call our Client Services team on 1300 997 774 or +61 3 9616 8687 from 8.30am to 5.30pm AEST or email australianunitywealth@unitregistry.com.au

Your Wealth Team - Australian Unity

BEACON HILL WEL...G PTY LTD EMPLOYEES SUPER FUND

Trial Balance

As At 30 Jun 2022

	Debit	As at 30 Jun 2021 Credit	Quantity	Debit	As at 30 Jun 2022 Credit	Quantity
Income						
Investment Gains						
Realised Capital Gains						
Managed Investments						
CFS Property Securities Fund	\$	1,402.57		\$	0.00	
Merlon Australian Property Income Fund (CNA)	\$	6,549.19		\$	0.00	
Sandhurst Industrial Trust Fund	\$	1,083.52		\$	0.00	
SG Hiscock Wholesale Property Securities Fund	\$	6,522.00		\$	0.00	
Total Managed Investments	\$	15,577.20		\$	0.00	
Shares in Listed Companies						
Sonic Healthcare Limited	\$	2,630.78		\$	0.00	
Total Shares in Listed Companies	\$	2,630.78		\$	0.00	
Total Realised Capital Gains	\$	48,941.42		\$	0.00	
Total Investment Gains	\$	48,941.42		\$	0.00	
Investment Income						
Distributions						
Managed Investments						
Australian Unity Health Care Property Trust Wholesale	\$	290.28		\$	290.28	
Australian Unity Healthcare Property Trust	\$	3,753.37		\$	3,552.45	
Total Managed Investments	\$	3,375.37		\$	3,842.73	
Stapled Securities						
Cromwell Group	\$	7,397.95		\$	6,778.56	
Total Stapled Securities	\$	7,397.95		\$	6,778.56	
Units In Listed Unit Trusts						
Magellan Global Fund - Ordinary Units Fully Paid Closed Class	\$	592.14		\$	1,246.00	
Magellan Global Trust - Ordinary Units Fully Paid	\$	456.45		\$	0.00	
Nb Global Corporate Income Trust - Ordinary Units Fully Paid	\$	964.82		\$	986.88	
Total Units In Listed Unit Trusts	\$	2,013.38		\$	2,232.88	
Total Distributions	\$	12,786.70		\$	12,854.17	
Dividends						
Shares in Listed Companies						
Adelaide Brighton Limited	\$	634.28		\$	660.71	
Australia And New Zealand Banking Group Limited	\$	507.40		\$	1,413.91	
Coles Group Limited	\$	345.57		\$	348.57	
Commonwealth Bank Of Australia	\$	963.66		\$	1,457.14	
Commonwealth Bank Of Australia - Cap Non-Cum Bsw+3.90% Perp Non-Cum Red T-03-22	\$	702.38		\$	623.77	
National Australia Bank Limited	\$	570.00		\$	1,206.50	
Plato Income Maximiser Limited	\$	1,314.30		\$	2,697.55	
Sonic Healthcare Limited	\$	790.03		\$	907.55	
Telstra corporation Ltd	\$	1,230.86		\$	1,230.86	
Wesfarmers Limited	\$	1,045.72		\$	971.43	
Woodside Petroleum Limited	\$	469.04		\$	1,703.45	
Total Shares in Listed Companies	\$	8,753.49		\$	13,221.44	
Total Dividends	\$	8,753.49		\$	13,221.44	
Interest						
Cash and Cash Equivalents						
Commonwealth Bank of Australia Term Deposit	\$	451.23		\$	0.00	
Total Cash and Cash Equivalents	\$	451.23		\$	0.00	
Other Fixed Interest Securities						
Peet Limited - Simple Bond 7.50% Semi	\$	1,463.02		\$	0.00	
Total Other Fixed Interest Securities	\$	1,463.02		\$	0.00	
Shares in Unlisted Companies						
Challenger	\$	5,445.00		\$	5,463.36	

Total Shares in Unlisted Companies	\$	5,445.00	\$	5,463.36
Total Interest	\$	7,359.25	\$	5,463.36
Total Investment Income	\$	28,899.44	\$	31,538.97
Other Income				
Sundry	\$	842.56	\$	0.00
Total Other Income	\$	842.56	\$	0.00
Total Income	\$	19,199.42	\$	31,538.97

Expenses**Member Payments**

Pensions Paid

Mr Neil Duncan				
Neil Pension	28,900.00	\$	30,000.00	
Total Mr Neil Duncan	28,900.00	\$	30,000.00	
Total Pensions Paid	28,900.00	\$	30,000.00	

Rollovers Out

Mr Neil Duncan	100,000.00	\$	0.00	
Total Rollovers Out	100,000.00	\$	0.00	
Total Member Payments	128,900.00	\$	30,000.00	

Other Expenses

Accountancy Fee	2,051.50	\$	2,051.50	
Adviser Fee	2,756.00	\$	1,103.80	
Auditor Fee	973.50	\$	973.50	
Bank Fees				
Cash At Bank				
Commonwealth Bank Australia Business Transaction Account	120.00	\$	120.00	
Total Cash At Bank	120.00	\$	120.00	
Total Bank Fees	120.00	\$	120.00	
SMSF Supervisory Levy	259.00	\$	259.00	
Total Other Expenses	6,160.00	\$	4,507.80	

Investment Losses

Decrease in Market Value

Derivative Investments

Magellan Global Fund. - Option Expiring 01-06-2024 Ex At Disc To Est Net	68.80	\$	225.46	
Total Derivative Investments	68.80	\$	225.46	

Managed Investments

Australian Unity Health Care Property Trust Wholesale		\$	1,196.78	
Australian Unity Healthcare Property Trust	15,072.39	\$	15,634.18	
CFS Property Securities Fund	13,437.57	\$	0.00	
Merlon Australian Equity Income Fund (CFS)	(155).32	\$	0.00	
Sandhurst Industrial Share Fund	17,588.95	\$	0.00	
SG Hiscock Wholesale Property Securities Fund	16,251.05	\$	0.00	
Total Managed Investments	66,902.18	\$	16,830.96	

Other Fixed Interest Securities

Peet Limited - Simple 7.50% Semi 07-06-21	0.00	\$	0.00	
Total Other Fixed Interest Securities	0.00	\$	0.00	

Shares in Listed Companies

Adelaide Brighton Limited	\$	1,073.00	\$	3,885.00	
Australia And New Zealand Banking Group Limited			\$	4,265.64	
Coles Group Limited.32.00			\$	288.00	
Commonwealth Bank Of Australia. 8,282.40			\$	2,581.28	
Commonwealth Bank Of Australia. - Cap Note 06Bbsw+3.90% Perp Non-Cum Red T-03-20			\$	400.00	
National Australia Bank Limited	\$	5,320.00	\$	778.05	
Plato Income Maximiser Limited.	\$	5,677.28	\$	1,664.70	
Sonic Healthcare Limited	\$	3,792.06	\$	3,837.68	
Telstra corporation Ltd	\$	3,392.55	\$	484.65	
Wesfarmers Limited	\$	5,708.00	\$	6,076.00	
Woodside Energy Group Ltd	\$	0.00	\$	2,102.09	
Woodside Petroleum Limited	\$	356.72	\$	8,236.40	

Total Shares in Listed Companies	\$ 40,358.48	\$ 15,025.29	
Shares in Unlisted Companies			
Challenger	\$ 104.90	\$ 439.03	
Total Shares in Unlisted Companies	\$ 104.90	\$ 439.03	
Stapled Securities			
Cromwell Group	2,600.18	\$ 12,480.84	
Total Stapled Securities	\$ 2,600.18	\$ 12,480.84	
Units In Listed Unit Trusts			
Magellan Global Fund. - Ordinary Units Fully Paid Closed Class	1,226.64	\$ 7,603.66	
Nb Global Corporate Income Trust - Ordinary Units Fully Paid	900.00	\$ 5,100.00	
Total Units In Listed Unit Trusts	\$ 2,126.64	\$ 12,703.66	
Total Decrease in Market Value	\$ 106,860.02	\$ 23,165.26	
Total Investment Losses	\$ 106,860.02	\$ 23,165.26	
Total Expenses	\$ 28,199.98	\$ 57,673.06	

Income Tax**Income Tax Expense**

Excessive Foreign Tax Credit Writeoff Expense		\$ 62.03	
Total Income Tax Expense	\$ 87.97	\$ 62.03	
Total Income Tax	\$ 87.97	\$ 62.03	

Profit & Loss Clearing Account

Total Profit & Loss Clearing Account	\$ 47,487.37	\$ 26,196.12	
--------------------------------------	--------------	--------------	--

Assets**Investments****Derivative Investments**

Magellan Global Fund. - 27,118 Expiring 01-Mar-2024 Ex At Disc To Es	9,803	\$ 49.02	9,803
Total Derivative Investments	27,118	\$ 49.02	

Managed Investments

Australian Unity Health Care Property Trust Wholesale	1,666	\$ 8,008.26	2,972.62810
Australian Unity Health Care Property Trust	35,556.47360	\$ 98,178.53	35,556.47360
Total Managed Investments	37,222.53660	\$ 106,186.79	

Other Assets

Australian Unity Health Care Rights Offer		\$ 0.00	
Total Other Assets	6,811.48	\$ 0.00	

Shares in Listed Companies

Adelaide Brighton Limited	3,700	\$ 8,954.00	3,700
Australia and New Zealand Banking Group Limited	697	\$ 15,354.91	697
Coles Group Limited	400	\$ 7,124.00	400
Commonwealth Bank of Australia	272	\$ 24,583.36	272
Commonwealth Bank of Australia - Cap Note 3-Bbsw+3.90% Perp Non-Red T-03-22		\$ 0.00	0
National Australia Bank Limited	665	\$ 18,214.35	665
Plato Income Maxim Limited	23,000	\$ 37,545.30	32,090
Sonic Health Care Limited	712	\$ 23,503.12	712
Telstra Corporation Limited	5,385	\$ 20,732.25	5,385
Wesfarmers Limited	400	\$ 16,764.00	400
Woodside Energy Group Ltd		\$ 20,282.08	637
Woodside Petroleum Limited	637	\$ 0.00	0
Total Shares in Listed Companies	216,882.66	\$ 193,057.37	

Shares in Unlisted Companies

Challenger	1	\$ 98,931.16	1
Total Shares in Unlisted Companies	98,931.16	\$ 98,931.16	

Stapled Securities

Cromwell Group	104,007	\$ 78,525.28	104,007
Total Stapled Securities	91,006.12	\$ 78,525.28	

Units In Listed Unit Trusts			
Magellan Global Fund - Ordinary Units Fully Paid Closed Class	16,178	\$	21,678.52
Nb Global Corporate Income Trust - Ordinary Units Fully Paid	10,000	\$	13,300.00
Total Units In Listed Unit Trusts	47,662.18	\$	34,978.52
Total Investments	\$ 545,693.40	\$	511,728.14
Other Assets			
Cash At Bank			
Commonwealth Bank of Australia Business Transaction Account		\$	20,787.62
Total Cash At Bank	14,657.60	\$	20,787.62
Receivables			
Investment Income Receivable			
Distributions			
Managed Investments			
Australian Unit Healthcare Property Trust Wholesale		\$	74.76
Australian Unit Healthcare Property Trust		\$	915.93
Total Managed Investments	1990.69	\$	990.69
Stapled Securities			
Cromwell Group		\$	1,690.11
Total Stapled Securities	1,690.11	\$	1,690.11
Units In Listed Unit Trusts			
Magellan Global Fund - Ordinary Units Fully Paid Closed Class		\$	592.11
Nb Global Corporate Income Trust - Ordinary Units Fully Paid		\$	101.24
Total Units In Listed Unit Trusts	593.35	\$	693.35
Total Distributions	3,137.48	\$	3,374.15
Total Investment Income Receivable	3,137.48	\$	3,374.15
Total Receivables	\$ 3,137.48	\$	3,374.15
Current Tax Assets			
Withholding Credits			
Units In Listed Unit Trusts			
Magellan Global Fund - Ordinary Units Fully Paid Closed Class		\$	278.00
Nb Global Corporate Income Trust - Ordinary Units Fully Paid		\$	0.00
Total Units In Listed Unit Trusts	318.00	\$	278.00
Total Withholding Credits	318.00	\$	278.00
Franking Credits			
Shares in Listed Companies			
Aelaide Bright Limited		\$	198.21
Australia And New Zealand Banking Group Limited		\$	424.17
Colson Group Limited		\$	104.57
Commonwealth Bank of Australia.		\$	437.14
Commonwealth Bank of Australia. - Cap Note 3-Bbsw+3.90% Perp Non-Cum Red		\$	103.22
National Australia Bank Limited		\$	361.95
Plato Income Management Limited.		\$	809.26
Sonic Healthcare Limited		\$	231.15
Telstra Corporation Limited		\$	369.26
Westfarmers Limited		\$	291.43
Woodside Petroleum Limited		\$	511.03
Total Shares in Listed Companies	2,479.06	\$	3,925.30
Stapled Securities			
Cromwell Group		\$	18.12
Total Stapled Securities	29.91	\$	18.12
Total Franking Credits	2,508.97	\$	3,943.42
Foreign Tax Credits			
Stapled Securities			
Cromwell Group		\$	0.00
Total Stapled Securities	87.56	\$	0.00
Units In Listed Unit Trusts			
Magellan Global Fund - Ordinary Units Fully Paid Closed Class		\$	61.78
Nb Global Corporate Income Trust - Ordinary Units Fully Paid		\$	0.25

Total Units In Listed Units		\$	62.03
Total Foreign Tax Credits	87.97	\$	62.03
Excessive Foreign Tax Credit Write-off	87.97	\$	62.03
Total Current Tax Assets	2,818.97	\$	4,221.42
Total Other Assets	\$ 20,614.05	\$	28,383.19
Total Assets	\$ 566,307.45	\$	540,111.33

Liabilities

Total Liabilities	\$	0.00	\$	0.00
-------------------	----	------	----	------

Member Entitlements**Member Entitlement Accounts**

Mr Neil Duncan				
Neil Pension	\$	566,307.45	\$	540,111.33
Total Mr Neil Duncan	\$	566,307.45	\$	540,111.33
Total Member Entitlement Accounts	\$	566,307.45	\$	540,111.33
Total Member Entitlements	\$	566,307.45	\$	540,111.33
Net Total	\$	750,396.84	\$	597,846.42