



Auto investment 20/07/2021 1:00:10 AM

Print version 

Transaction detail					
Option	Gross (\$)	Fee (\$)	Net (\$)	Unit price (\$)	Units
CFS Index Aust Share 78200/CFS WIA 500.00	500.00	0.00	500.00	1.2768	391.6040 ✓
CFS Index Prop Sec 78200/CFS WIP 500.00	500.00	0.00	500.00	0.7717	647.9202 ✓
UBS Div Fixed Inc 78200/UBS WDFI 250.00	250.00	0.00	250.00	1.1011	227.0457 ✓
PIMCO Aust Bond 78200/PIMC.001 250.00	250.00	0.00	250.00	1.0862	230.1602 ✓
Acad Gbl Mngd VI Eq 78200/ANOM 375.00	375.00	0.00	375.00	1.2968	289.1733 ✓
Realindex Aust Sh 78200/RIM 500.00	500.00	0.00	500.00	1.3710	364.6973 ✓
Schroder Aust Equity 78200/SCA 375.00	375.00	0.00	375.00	1.4337	261.5610 ✓
FSI Developing Comp 78200/FSI 175.00	175.00	0.00	175.00	1.3893	125.9627 ✓
OC Prem Small Comp 78200/OC.A 200.00	200.00	0.00	200.00	1.4299	139.8699 ✓
Magellan Gbl Share 78200/MWGS 375.00	375.00	0.00	375.00	2.5238	148.5855 ✓
Platinum Int'l 78200/PLZ.A 375.00	375.00	0.00	375.00	1.6862	222.3935 ✓
Realindex Gbl Sh 78200/RIGS 625.00	625.00	0.00	625.00	1.3593	459.7955 ✓
FirstRate Saver 60400/FIRST RATE 500.00	500.00	0.00	500.00 ✓		
Total	5,000.00		5,000.00		


Adviser Service Fee - Monthly 1/07/2021 11:19:50 AM

Print version 

Transaction detail			
Option	Gross (\$)	Fee (\$)	Net (\$)
FirstRate Saver	350.00	0.00	350.00 ✓
Total	350.00		350.00

30th

Auto investment 20/08/2021 1:00:10 AM

Print version 

Transaction detail					
Option	Gross (\$)	Fee (\$)	Net (\$)	Unit price (\$)	Units
CFS Index Aust Share	500.00	0.00	500.00	1.3183	379.2763
CFS Index Prop Sec	500.00	0.00	500.00	0.8158	612.8953
UBS Div Fixed Inc	250.00	0.00	250.00	1.1056	226.1216
PIMCO Aust Bond	250.00	0.00	250.00	1.0915	229.0426
Acad Gbl Mngd VI Eq	375.00	0.00	375.00	1.3629	275.1486
Realindex Aust Sh	500.00	0.00	500.00	1.4082	355.0632
Schroder Aust Equity	375.00	0.00	375.00	1.4909	251.5259
FSI Developing Comp	175.00	0.00	175.00	1.4230	122.9796
OC Prem Small Comp	200.00	0.00	200.00	1.4883	134.3815
Magellan Gib Share	375.00	0.00	375.00	2.5880	144.8995
Platinum Int'l	375.00	0.00	375.00	1.7030	220.1996
Realindex Gbl Sh	625.00	0.00	625.00	1.4180	440.7616
FirstRate Saver	500.00	0.00	500.00		
Total	5,000.00		5,000.00		

2


Adviser Service Fee - Monthly 2/08/2021 9:39:10 PM

Print version 

Transaction detail			
Option	Gross (\$)	Fee (\$)	Net (\$)
FirstRate Saver	350.00	0.00	350.00
Total	350.00		350.00

✓


Interest 31/07/2021 11:59:51 PM

Print version 

Transaction detail			
Option	Gross (\$)	Fee (\$)	Net (\$)
FirstRate Saver	2.17	0.00	2.17
Total	2.17		2.17

✓

Interest 26/08/2021 7:23:30 PM

Print version 

Transaction detail

Option	Gross (\$)	Fee (\$)	Net (\$)
FirstRate Saver	1.75	0.00	1.75
Total	1.75		1.75



AMI Dishonour 21/08/2021 9:00:50 AM


Print version 

Transaction detail

Option	Gross (\$)	Fee (\$)	Net (\$)	Unit price (\$)	Units
CFS Index Aust Share	501.59	0.00	501.59	1.3225	379.2763
CFS Index Prop Sec	503.92	0.00	503.92	0.8222	612.8953
UBS Div Fixed Inc	249.07	0.00	249.07	1.1015	226.1216
PIMCO Aust Bond	249.34	0.00	249.34	1.0886	229.0426
Acad Gbl Mngd VI Eq	373.21	0.00	373.21	1.3564	275.1486
Realindex Aust Sh	500.28	0.00	500.28	1.4090	355.0632
Schroder Aust Equity	375.28	0.00	375.28	1.4920	251.5259
FSI Developing Comp	176.25	0.00	176.25	1.4332	122.9796
OC Prem Small Comp	201.51	0.00	201.51	1.4995	134.3815
Magellan Gbl Share	372.55	0.00	372.55	2.5711	144.8995
Platinum Int'l	373.57	0.00	373.57	1.6965	220.1996
Realindex Gbl Sh	623.99	0.00	623.99	1.4157	440.7616
FirstRate Saver	500.00	0.00	500.00		
Total	5,000.56		5,000.56		


2A

Auto investment 20/09/2021 1:00:00 AM

Print version 


Transaction detail						
Option		Gross (\$)	Fee (\$)	Net (\$)	Unit price (\$)	Units
CFS Index Aust Share	782001 CFSWIAS	500.00	0.00	500.00	1.2940	386.3988 ✓
CFS Index Prop Sec	CFSWIAS	500.00	0.00	500.00	0.8319	601.0338 ✓
FSI Strategic Cash		500.00	0.00	500.00	1.0103	494.9025 ✓
UBS Div Fixed Inc	UBS WDFI	250.00	0.00	250.00	1.0980	227.6867 ✓
PIMCO Aust Bond	PIM10 01	250.00	0.00	250.00	1.0809	231.2887 ✓
Acad Gbl Mngd VI Eq	AW6MVA AP	375.00	0.00	375.00	1.3282	282.3370 ✓
Realindex Aust Sh	RWAS AP	500.00	0.00	500.00	1.3719	364.4581 ✓
Schroder Aust Equity	SCHU AP	375.00	0.00	375.00	1.4674	255.5540 ✓
FSI Developing Comp	FSI	175.00	0.00	175.00	1.4982	116.8068 ✓
OC Prem Small Comp		200.00	0.00	200.00	1.4587	137.1084 ✓
Magellan Gib Share		375.00	0.00	375.00	2.4774	151.3664 ✓
Platinum Int'l		375.00	0.00	375.00	1.6853	222.5123 ✓
Realindex Gbl Sh		625.00	0.00	625.00	1.3817	452.3413 ✓
Total		5,000.00		5,000.00		

Management Fee Rebate 8/09/2021 12:00:20 AM

Print version 


Transaction detail						
Option		Gross (\$)	Fee (\$)	Net (\$)	Unit price (\$)	Units
UBS Div Fixed Inc		80.45	0.00	80.45	1.0968	73.3497 ✓
Total		80.45		80.45		

Adviser Service Fee - Monthly 1/09/2021 8:36:50 PM

Print version 


Transaction detail						
Option		Gross (\$)	Fee (\$)	Net (\$)	Unit price (\$)	Units
UBS Div Fixed Inc		350.00	0.00	350.00	1.0959	319.3722 ✓
Total		350.00		350.00		

Withdrawal 26/08/2021 7:23:30 PM

Print version 

Transaction detail			
Option	Gross (\$)	Fee (\$)	Net (\$)
FirstRate Saver	23,961.64	0.00	23,961.64 ✓
Total	23,961.64		23,961.64


Auto investment 20/10/2021 1:00:10 AM

Print version 

Transaction detail						
Option		Gross (\$)	Fee (\$)	Net (\$)	Unit price (\$)	Units
CFS Index Aust Share	78200 CFSWLN	500.00	0.00	500.00	1.3092	381.9126 ✓
CFS Index Prop Sec		500.00	0.00	500.00	0.8240	606.7961 ✓
FSI Strategic Cash		500.00	0.00	500.00	1.0101	495.0005 ✓
UBS Div Fixed Inc		250.00	0.00	250.00	1.0757	232.4068 ✓
PIMCO Aust Bond		250.00	0.00	250.00	1.0490	238.3222 ✓
Acad Gbl Mngd VI Eq		375.00	0.00	375.00	1.2959	289.3742 ✓
Realindex Aust Sh		500.00	0.00	500.00	1.3857	360.8285 ✓
Schroder Aust Equity		375.00	0.00	375.00	1.4982	250.3004 ✓
FSI Developing Comp		175.00	0.00	175.00	1.5578	112.3379 ✓
OC Prem Small Comp		200.00	0.00	200.00	1.4627	136.7334 ✓
Magellan Gbl Share		375.00	0.00	375.00	2.4524	152.9114 ✓
Platinum Int'l		375.00	0.00	375.00	1.6451	227.9497 ✓
Realindex Gbl Sh		625.00	0.00	625.00	1.3932	448.6075 ✓
Total		5,000.00		5,000.00		

3


Adviser Service Fee - Monthly 1/10/2021 9:44:20 PM

Print version 

Transaction detail						
Option		Gross (\$)	Fee (\$)	Net (\$)	Unit price (\$)	Units
UBS Div Fixed Inc		350.00	0.00	350.00	1.0871	321.9575 ✓
Total		350.00		350.00		


X ✓

Distribution 23/09/2021 11:59:50 PM

Print version 

Transaction detail						
Option		Gross (\$)	Fee (\$)	Net (\$)	Unit price (\$)	Units
CFS Index Aust Share	738/000	524.66	0.00	524.66	1.3010	403.2744 ✓
PIMCO Aust Bond		58.15	0.00	58.15	1.0789	53.8975 ✓
Realindex Aust Sh		842.80	0.00	842.80	1.3682	615.9918 ✓
Schroder Aust Equity		434.55	0.00	434.55	1.4706	295.4916 ✓
FSI Developing Comp		45.72	0.00	45.72	1.5206	30.0671 ✓
OC Prem Small Comp		58.27	0.00	58.27	1.4946	38.9870 ✓
Total		1,964.15		1,964.15		

Adviser Service Fee - Monthly 1/12/2021 9:42:40 PM

Print version 

Transaction detail					
Option	Gross (\$)	Fee (\$)	Net (\$)	Unit price (\$)	Units
UBS Div Fixed Inc	350.00	0.00	350.00	1.0717	326.5839
Total	350.00		350.00		




Auto investment 20/11/2021 1:00:00 AM

Print version 


Transaction detail					
Option	Gross (\$)	Fee (\$)	Net (\$)	Unit price (\$)	Units
CFS Index Aust Share	500.00	0.00	500.00	1.3033	383.6415
CFS Index Prop Sec	500.00	0.00	500.00	0.8530	586.1665
FSI Strategic Cash	500.00	0.00	500.00	1.0096	495.2456
UBS Div Fixed Inc	250.00	0.00	250.00	1.0723	233.1437
PIMCO Aust Bond	250.00	0.00	250.00	1.0410	240.1537
Acad Gbl Mngd VI Eq	375.00	0.00	375.00	1.3487	278.0455
Realindex Aust Sh	500.00	0.00	500.00	1.3632	366.7840
Schroder Aust Equity	375.00	0.00	375.00	1.4721	254.7381
FSI Developing Comp	175.00	0.00	175.00	1.5591	112.2442
OC Prem Small Comp	200.00	0.00	200.00	1.4452	138.3892
Magellan Gbl Share	375.00	0.00	375.00	2.5429	147.4694
Platinum Int'l	375.00	0.00	375.00	1.6940	221.3695
Realindex Gbl Sh	625.00	0.00	625.00	1.4387	434.4200
Total	5,000.00		5,000.00		




Adviser Service Fee - Monthly 1/11/2021 11:38:10 PM

Print version 

Transaction detail					
Option	Gross (\$)	Fee (\$)	Net (\$)	Unit price (\$)	Units
UBS Div Fixed Inc	350.00	0.00	350.00	1.0661	328.2994
Total	350.00		350.00		




Distribution 28/10/2021 11:59:50 PM

Print version 

Transaction detail					
Option	Gross (\$)	Fee (\$)	Net (\$)	Unit price (\$)	Units
FSI Strategic Cash	0.10	0.00	0.10	1.0099	0.0990
Total	0.10		0.10		



Switch - Rebalance 6/12/2021 1:15:11 PM

Print version 

Transaction detail

Transaction Reference No: 00120-211206-0008296


Switch in	Gross (\$)	Fee (\$)	Net (\$)	Unit price (\$)	Units
CFS Index Global Shr	32,408.98	0.00	32,408.98	2.0164	16,072.6939
CFS Ind Gbl Lst Inf	21,605.99	0.00	21,605.99	1.4598	14,800.6508
FSI Strategic Cash	21,106.48	0.00	21,106.48	1.0096	20,905.7845
FSI Glob Cred Income	21,605.99	0.00	21,605.99	0.8947	24,148.8655
Macquarie Income Opp	21,605.99	0.00	21,605.99	1.0997	19,647.1674
Benn ex-20 Aust Equi	21,605.96	0.00	21,605.96	2.3087	9,358.4961
Magellan Gbl Share	3,681.58	0.00	3,681.58	2.5740	1,430.2953
Stew Wwide Sustain	32,408.98	0.00	32,408.98	1.9260	16,827.0924
T. Rowe Price Gbl Eq	32,408.98	0.00	32,408.98	1.8094	17,911.4513
Total	208,438.93		208,438.93		

FSF4698AC1

Switch out	Gross (\$)	Fee (\$)	Net (\$)	Unit price (\$)	Units
CFS Index Aust Share	-6,027.94	0.00	-6,027.94	1.2830	-4,698.3164
CFS Index Prop Sec	-28,638.81	0.00	-28,638.81	0.8552	-33,487.8508
UBS Div Fixed Inc	-14,971.97	0.00	-14,971.97	1.0780	-13,888.6549
PIMCO Aust Bond	-20,236.39	0.00	-20,236.39	1.0490	-19,291.1210
Acad Gbl Mngd VI Eq	-36,037.77	0.00	-36,037.77	1.3639	-26,422.5891
Realindex Aust Sh	-5,467.32	0.00	-5,467.32	1.3512	-4,046.2700
Schroder Aust Equity	-3,257.54	0.00	-3,257.54	1.4607	-2,230.1225
FSI Developing Comp	-19,164.43	0.00	-19,164.43	1.4795	-12,953.3175
OC Prem Small Comp	-18,871.12	0.00	-18,871.12	1.3610	-13,865.6252
Platinum Int'l	-33,782.32	0.00	-33,782.32	1.7114	-19,739.5822
Realindex Gbl Sh	-21,983.32	0.00	-21,983.32	1.4463	-15,199.6958
Total	-208,438.93		-208,438.93		

491 Sales

Withdrawal 2/12/2021 11:40:40 AM

Print version 

Transaction detail


Transaction Reference No: 00120-211202-0005200

Option	Gross (\$)	Fee (\$)	Net (\$)	Unit price (\$)	Units
FSI Strategic Cash	1,000.00	0.00	1,000.00	1.0096	990.4913
UBS Div Fixed Inc	4,000.00	0.00	4,000.00	1.0733	3,726.8238
Total	5,000.00		5,000.00		

✓

Transaction detail					
Option	Gross (\$)	Fee (\$)	Net (\$)	Unit price (\$)	Units
CFS Index Aust Share	616.35	0.00	616.35	1.2744	483.6394
CFS Index Global Shr	237.88	0.00	237.88	1.9895	119.5677
CFS Index Prop Sec	293.07	0.00	293.07	0.8756	334.7076
CFS Ind Gbl Lst Inf	226.45	0.00	226.45	1.4726	153.7756
FSI Glob Cred Income	X 2.41	0.00	2.41	0.8924	X 2.7006
Macquarie Income Opp	19.65	0.00	19.65	1.0974	17.9060
Benn ex-20 Aust Equi	135.70	0.00	135.70	2.2911	59.2292
Realindex Aust Sh	898.65	0.00	898.65	1.3402	670.5342
Schroder Aust Equity	441.53	0.00	441.53	1.4568	303.0821
Magellan Gbl Share	567.95	0.00	567.95	2.5508	222.6556
Realindex Gbl Sh	7,505.25	0.00	7,505.25	1.1954	6,278.4424
Stew Wwide Sustain	595.68	0.00	595.68	1.8931	314.6585
T. Rowe Price Gbl Eq	401.22	0.00	401.22	1.7445	229.9914
Total	11,941.79		11,941.79		

Adviser Service Fee - Monthly 1/02/2022 9:25:20 PM

Print version 

Transaction detail					
Option	Gross (\$)	Fee (\$)	Net (\$)	Unit price (\$)	Units
FSI Strategic Cash	350.00	0.00	350.00	1.0093	346.7750
Total	350.00		350.00		

Distribution 27/01/2022 11:59:50 PM

Print version 


Transaction detail					
Option	Gross (\$)	Fee (\$)	Net (\$)	Unit price (\$)	Units
FSI Strategic Cash	2.11	0.00	2.11	1.0093	2.0906
FSI Glob Cred Income	2.42	0.00	2.42	0.8906	2.7173
Macquarie Income Opp	19.67	0.00	19.67	1.0924	18.0062
Total	24.20		24.20		

Adviser Service Fee - Monthly 4/01/2022 8:43:40 PM

Print version 


Transaction detail					
Option	Gross (\$)	Fee (\$)	Net (\$)	Unit price (\$)	Units
FSI Strategic Cash	350.00	0.00	350.00	1.0093	346.7750
Total	350.00		350.00		

Distribution 24/03/2022 11:59:50 PM

Print version 


Transaction detail					
Option	Gross (\$)	Fee (\$)	Net (\$)	Unit price (\$)	Units
CFS Index Aust Share	1,199.16	0.00	1,199.16	1.2736	941.5515
FSI Strategic Cash	2.04	0.00	2.04	1.0084	2.0230
FSI Glob Cred Income	2.42	0.00	2.42	0.8815	2.7453
Macquarie Income Opp	3.94	0.00	3.94	1.0704	3.6809
Benn ex-20 Aust Equi	270.29	0.00	270.29	1.8956	142.5881
Realindex Aust Sh	1,168.90	0.00	1,168.90	1.3971	836.6617
Schroder Aust Equity	589.25	0.00	589.25	1.5148	388.9952
Total	3,236.00		3,236.00		

Management Fee Rebate 8/03/2022 12:00:20 AM

Print version 


Transaction detail					
Option	Gross (\$)	Fee (\$)	Net (\$)	Unit price (\$)	Units
FSI Glob Cred Income	80.87	0.00	80.87	0.8790	92.0023
Total	80.87		80.87		

Adviser Service Fee - Monthly 1/03/2022 9:19:40 PM

Print version 


Transaction detail					
Option	Gross (\$)	Fee (\$)	Net (\$)	Unit price (\$)	Units
FSI Strategic Cash	350.00	0.00	350.00	1.0090	346.8781
Total	350.00		350.00		

Distribution 24/02/2022 11:59:50 PM

Print version 


Transaction detail					
Option	Gross (\$)	Fee (\$)	Net (\$)	Unit price (\$)	Units
FSI Glob Cred Income	2.42	0.00	2.42	0.8805	2.7484
Macquarie Income Opp	9.84	0.00	9.84	1.0815	9.0985
Total	12.26		12.26		

Withdrawal 20/04/2022 11:02:00 AM

Print version 

Transaction detail					
Option	Gross (\$)	Fee (\$)	Net (\$)	Unit price (\$)	Units
CFS Index Aust Share	45,830.37	0.00	45,830.37	1.3055	35,105.6056 ✓
CFS Index Global Shr	29,218.94	0.00	29,218.94	1.8045	16,192.2616 ✓
CFS Index Prop Sec	20,832.44	0.00	20,832.44	0.8138	25,598.9621 ✓
CFS Ind Gbl Lst Inf	23,400.69	0.00	23,400.69	1.5648	14,954.4264 ✓
FSI Strategic Cash	20,181.18	0.00	20,181.18	1.0082	20,017.0385 ✓
FSI Glob Cred Income	21,347.73	0.00	21,347.73	0.8797	24,267.0577 ✓
Macquarie Income Opp	20,944.58	0.00	20,944.58	1.0634	19,695.8590 ✓
Benn ex-20 Aust Equi	17,291.74	0.00	17,291.74	1.8087	9,560.3134 ✓
Realindex Aust Sh	48,386.29	0.00	48,386.29	1.4449	33,487.6383 ✓
Schroder Aust Equity	35,712.41	0.00	35,712.41	1.5609	22,879.3738 ✓
Magellan Glb Share	37,734.84	0.00	37,734.84	2.2163	17,026.0505 ✓
Realindex Gbl Sh	41,286.58	0.00	41,286.58	1.1419	36,156.0376 ✓
Stew Wwide Sustain	26,564.57	0.00	26,564.57	1.5497	17,141.7509 ✓
T. Rowe Price Gbl Eq	25,735.45	0.00	25,735.45	1.4186	18,141.4427 ✓
Total	414,467.81		414,467.81		

Management Fee Rebate 20/04/2022 12:00:20 AM

Print version 

Transaction detail					
Option	Gross (\$)	Fee (\$)	Net (\$)	Unit price (\$)	Units
FSI Glob Cred Income	13.48	0.00	13.48	0.8823	15.2783 ✓
Total	13.48		13.48		

Adviser Service Fee - Monthly 1/04/2022 9:12:30 PM

Print version 

Transaction detail					
Option	Gross (\$)	Fee (\$)	Net (\$)	Unit price (\$)	Units
FSI Strategic Cash	350.00	0.00	350.00	1.0081	347.1878 ✓
Total	350.00		350.00		